

# NCAA Gymnastics Score Sheet

Teams: Home Air Force

Visitor Army

Date Apr 14, 2023

Place Rec Hall

Attendance 0

Name	D	1	2	3	4	5	nd	AVE	
1 Samuel Metzler	112	5.1	7.8	7.8	8.2	7.9	7.9	-0.1	12.866
2 Jake Sampier	115	5.2	8.0	7.9	7.8	8.0	7.4	-0.2	12.900
3 Erich Upton	116	5.6	8.8	8.7	8.5	8.7			14.266
4 Oliver Zavel	119	5.4	8.0	8.0	8.3	8.0	8.2	-0.1	13.366
5 Garrett Braunton	103	5.4	6.6	7.0	6.8	7.0	6.9	-0.1	12.200

Name	D	1	2	3	4	5	nd	AVE	
1 Corban Barstow	123	4.6	8.2	8.4	8.6	8.4	8.5		13.033
2 Joseph Buselmeier	126	4.8	8.2	8.6	8.2	8.3	8.3		13.066
3 Gabe Almeida	120	5.0	8.3	8.3	8.0	8.0	8.2		13.166
4 Jacob Nauman	136	4.7	8.2	8.0	8.6	8.2	8.6		13.033
5 Franco Peirano	139	4.7	8.0	8.3	8.0	8.0	7.8		12.700

Floor Score: **65.598**      Running Score: **65.598**

Floor Score: **64.998**      Running Score: **64.998**

Name	D	1	2	3	4	5	nd	AVE	
1 Bryan Woffinden	117	5.1	7.7	8.1	7.7	7.8	7.7		12.833
2 Sam Brown	104	4.8	8.4	8.4	8.5	8.6	8.2		13.233
3 Oliver Zavel	119	4.4	8.1	8.0	8.0	8.2	8.5		12.500
4 Jack Matlock	111	4.9	8.0	8.3	8.7	8.3	8.1		13.133
5 Patrick Hoopes	106	6.5	7.9	8.0	8.0	8.1	7.9		14.466

Name	D	1	2	3	4	5	nd	AVE	
1 Carter Beck	124	3.7	8.3	8.5	8.3	7.8	8.0		11.900
2 John Wear	143	4.3	6.5	6.6	6.9	6.8	6.0		10.933
3 Blaze Kennedy	131	4.7	7.6	7.8	7.4	7.6	7.8		12.366
4 Gabe Almeida	120	4.8	7.4	7.4	7.3	6.8	6.9		12.000
5 Maddox Pabellon	137	5.4	7.5	7.7	8.0	7.7	8.1		13.200

Pommel Score: **66.165**      Running Score: **131.763**

Pommel Score: **60.399**      Running Score: **125.397**

Name	D	1	2	3	4	5	nd	AVE	
1 Dennis Irimiea	107	4.2	8.3	8.0	8.0	8.4	8.7		12.433
2 Charlie Miles	113	4.2	8.3	7.8	8.1	8.5	8.6		12.500
3 Oliver Zavel	119	4.4	8.9	9.0	8.8	9.0	9.2		13.366
4 Erich Upton	116	4.5	7.5	8.0	7.8	8.0	7.8		12.366
5 Garrett Braunton	103	5.1	8.1	8.5	8.4	8.1	8.2		13.333

Name	D	1	2	3	4	5	nd	AVE	
1 Caleb Churchill	129	4.1	8.6	8.4	8.3	8.1	8.1		12.366
2 Gabe Almeida	120	4.3	8.1	8.5	8.2	8.1	7.9		12.433
3 Carter Beck	124	4.1	8.6	8.6	8.5	8.3	8.3		12.566
4 Patrick Armstrong	122	4.6	7.9	8.2	8.8	8.5	8.6		13.033
5 Joseph Buselmeier	126	4.4	8.9	8.7	8.6	9.0	8.9		13.233

Rings Score: **63.998**      Running Score: **195.761**

Rings Score: **63.631**      Running Score: **189.028**

Name	D	1	2	3	4	5	nd	AVE	
1 Bryan Woffinden	117	4.8	9.0	9.4	9.3	9.1	9.1	-0.1	13.866
2 Garrett Braunton	103	4.8	9.3	9.4	9.2	9.3	9.1		14.066
3 Oliver Zavel	119	4.8	9.2	9.1	9.0	9.3	9.2		13.966
4 Samuel Metzler	112	5.2	9.2	9.0	9.2	9.0	9.3	-0.1	14.233
5 Erich Upton	116	5.3	9.4	9.4	9.3	9.3	9.5	-0.1	14.566

Name	D	1	2	3	4	5	nd	AVE	
1 Corban Barstow	123	4.8	9.1	8.9	9.0	9.1	8.9		13.800
2 Jacob Nauman	136	4.8	9.2	9.1	9.2	9.2	9.2		14.000
3 Johnathan Pinc	141	4.8	9.1	9.0	8.8	8.8	8.8		13.666
4 Maddox Pabellon	137	4.8	9.0	8.9	9.1	9.0	9.0	-0.1	13.700
5 Franco Peirano	139	4.9	9.4	9.4	9.5	9.2	9.4		14.300

Vault Score: **70.697**      Running Score: **266.458**

Vault Score: **69.466**      Running Score: **258.494**

Name	D	1	2	3	4	5	nd	AVE	
1 Bryan Woffinden	117	4.8	8.7	9.1	8.5	8.6	8.7		13.466
2 Charlie Miles	113	4.8	8.8	9.2	9.3	9.1	8.7		13.833
3 Patrick Hoopes	106	4.3	8.3	8.0	8.6	8.6	8.7		12.800
4 Erich Upton	116	4.8	8.6	9.0	8.8	8.8	8.8		13.600
5 Oliver Zavel	119	5.3	8.9	8.6	9.2	9.0	8.8		14.200

Name	D	1	2	3	4	5	nd	AVE	
1 Johnathan Pinc	141	4.4	8.3	8.2	8.2	8.0	8.4		12.633
2 Blaze Kennedy	131	4.6	7.9	8.3	8.4	8.6	8.1		12.866
3 Jackson Pophal	142	4.5	7.5	7.9	7.9	8.0	7.9		12.400
4 Patrick Armstrong	122	4.5	7.6	7.1	7.7	7.7	7.5		12.100
5 Joseph Buselmeier	126	4.5	8.6	8.9	9.0	9.0	9.1		13.466

P. Bar Score: **67.899**      Running Score: **334.357**

P. Bar Score: **63.465**      Running Score: **321.959**

Name	D	1	2	3	4	5	nd	AVE	
1 Samuel Metzler	112	4.6	7.8	8.0	7.8	7.9	7.9		12.466
2 Bryan Woffinden	117	4.7	8.6	8.4	8.7	8.6	8.6		13.300
3 Erich Upton	116	4.7	8.5	8.3	8.7	8.6	8.8		13.300
4 Oliver Zavel	119	4.9	8.5	8.5	8.8	8.4	8.6		13.433
5 Garrett Braunton	103	5.4	7.0	7.1	7.7	6.8	6.8		12.366

Name	D	1	2	3	4	5	nd	AVE	
1 Johnathan Pinc	141	4.0	8.0	7.9	8.4	8.1	8.0		12.033
2 Jacob Nauman	136	3.7	8.3	8.5	8.0	8.3	8.5		12.066
3 Noah Pace	138	4.2	8.2	8.2	8.5	8.7	8.4		12.566
4 Joseph Buselmeier	126	4.3	8.6	8.5	8.9	8.8	8.8		13.033
5 Zachary Perez	140	4.8	8.1	8.1	8.1	8.0	8.0		12.866

H. Bar Score: **64.865**      Running Score: **399.222**

H. Bar Score: **62.564**      Running Score: **384.523**

Final Team Score: **399.222**

Final Team Score: **384.523**

### All-Arounders

	Upton	Zavel
FX	14.266	13.366
PH	11.400	12.500
SR	12.366	13.366
VT	14.566	13.966
PB	13.600	14.200
HB	13.300	13.433
AA	79.498	80.831

### All-Arounders

	Buselmeier
	13.066
	10.266
	13.233
	12.766
	13.466
	13.033
	75.830

Judge's Signatures \* FX Tom Kutz, Lenny Lucarelli \* PH Evan Shaw, Michael Newberger \* SR Dave Johnson, Devin DeBacker \* VT Mike Heberle, Dean Matthews \* PB Andy Zembower, Greg Ter-Zaharians \* HB George Krenk, Tim Michaels

\* Head Judge Rich Ellis, Kristin Miller, Larry Byerly Tyler Green, Bob Busse, Brad LeClair Sean Sims, Jeff Kelly, Jeff Zach Dave Hanson, Jack Boyle, Bob Whitney John Karmecy, Juan Mora, John Scanla Brian Richmond, Ed Yakuhev, Karen M

Coach's Signature Josh Loeser

Coach's Signature Doug Van Everen

# NCAA Gymnastics Score Sheet

Teams: Home Illinois

Visitor Navy

Date Apr 14, 2023

Place Rec Hall

Attendance 0

Name	D	1	2	3	4	5	nd	AVE
1 Evan Manivong	174	5.0	8.8	8.6	8.6	8.8		13.733
2 Will Hauke	170	5.2	7.6	7.8	7.6	8.1	7.7	12.900
3 Amari Sewell	180	5.1	8.1	8.2	8.6	8.5	8.7	13.533
4 Josh Cook	166	5.5	8.4	8.2	8.1	8.2	8.6	13.766
5 Connor McCool	176	6.0	8.7	8.5	8.4	8.9	8.9	14.700

Name	D	1	2	3	4	5	nd	AVE
1 Matthew Rosendahl	225	5.0	8.7	8.6	9.0	8.8	8.7	13.733
2 Ian Dinmore	211	5.2	8.5	8.4	8.5	8.1	8.4	13.633
3 Isaiah Drake	212	5.3	7.6	7.4	7.7	7.8	7.8	13.000
4 Syam Buradagunta	208	5.6	8.6	8.4	8.8	8.8	8.3	14.200
5 Connor Van Loo	228	5.1	7.4	7.5	7.5	7.8	7.9	12.700

Floor Score: **68.632** Running Score: **68.632**

Floor Score: **67.266** Running Score: **67.266**

Pommel	D	1	2	3	4	5	nd	AVE
1 Connor Micklos	177	4.7	8.4	8.6	8.5	8.2	8.4	13.133
2 Will Hauke	170	5.2	8.4	8.6	8.5	8.4	8.3	13.633
3 David Pochinka	179	4.8	8.9	8.5	8.6	8.5	8.8	13.433
4 Maksim Farkhadau	168	5.3	7.0	7.4	7.3	7.4	7.1	12.566
5 Ian Skirkey	181	6.5	8.5	8.2	8.6	8.2	8.6	14.933

Pommel	D	1	2	3	4	5	nd	AVE
1 William Champagne	209	4.5	7.8	8.2	8.1	7.8	7.6	12.400
2 Danilo Viciana	230	4.3	7.7	7.8	8.2	8.1	8.2	12.333
3 Isaiah Drake	212	5.0	7.2	7.2	7.1	7.1	7.2	12.166
4 Syam Buradagunta	208	4.7	7.8	8.1	8.1	7.7	7.8	12.600
5 Ronan McQuillan	221	5.0	7.7	8.1	7.9	8.2	7.7	12.900

Pommel Score: **67.698** Running Score: **136.330**

Pommel Score: **62.399** Running Score: **129.665**

Rings	D	1	2	3	4	5	nd	AVE
1 Kyle Mayotte	175	4.2	8.2	8.5	8.4	8.7	8.7	12.733
2 Ryan Vanichtheerano	183	4.3	8.5	8.4	8.2	8.4	8.6	12.733
3 Michael Fletcher	169	4.6	8.7	8.5	8.7	8.3	8.5	13.166
4 Ethan Boder	165	4.4	9.5	9.4	9.3	9.2	9.1	13.700
5 Ashton Anava	164	5.6	8.8	8.7	8.5	8.9	8.9	14.400

Rings	D	1	2	3	4	5	nd	AVE
1 Danilo Viciana	230	4.0	8.9	9.0	8.7	8.8	8.6	12.800
2 Riley Rose	224	4.3	8.6	8.7	8.8	8.7	8.7	13.000
3 Erik Engelke	213	4.3	8.5	8.8	8.8	8.7	8.7	13.033
4 Sebastian Gordon	215	4.3	7.9	8.6	8.7	8.4	8.5	12.800
5 Isaiah Drake	212	5.0	9.0	8.7	8.4	8.6	8.5	13.600

Rings Score: **66.732** Running Score: **203.062**

Rings Score: **65.233** Running Score: **194.898**

Vault	D	1	2	3	4	5	nd	AVE	
1 Connor McCool	176	5.2	8.9	8.9	8.9	9.2	9.3	14.200	
2 Josh Cook	166	5.2	9.2	9.2	8.9	8.7	8.9	-0.3	13.900
3 Evan Manivong	174	5.2	9.3	9.0	9.3	9.2	9.6	14.466	
4 Michael Fletcher	169	5.2	9.4	9.4	9.4	9.3	9.4	-0.1	14.500
5 Amari Sewell	180	5.2	9.4	9.5	9.4	9.4	9.7	14.633	

Vault	D	1	2	3	4	5	nd	AVE	
1 Syam Buradagunta	208	4.8	9.2	9.1	9.2	9.4	9.1	13.966	
2 Giovanni Gambatese	214	4.9	9.3	9.5	9.1	9.4	9.0	-0.1	14.066
3 Matthew Petros	222	5.2	8.8	8.6	8.9	8.6	8.6	-0.3	13.566
4 Connor Van Loo	228	4.9	9.6	9.7	9.7	9.7	9.5	14.566	
5 Isaiah Drake	212	5.2	8.2	8.0	7.8	8.0	7.9	-0.3	12.866

Vault Score: **71.699** Running Score: **274.761**

Vault Score: **69.030** Running Score: **263.928**

P.Bar	D	1	2	3	4	5	nd	AVE
1 Kyle Mayotte	175	4.2	8.2	8.4	8.5	8.2	8.5	12.566
2 Josh Cook	166	4.5	8.2	8.7	8.7	8.6	8.6	13.133
3 Michael Fletcher	169	5.1	7.3	6.9	7.3	7.4		12.400
4 Will Hauke	170	5.2	8.9	9.0	9.1	8.8	9.0	14.166
5 David Pochinka	179	5.5	8.8	9.1	9.2	9.0	8.8	14.466

P.Bar	D	1	2	3	4	5	nd	AVE
1 Matthew Petros	222	4.5	8.9	9.0	9.0	8.8	9.1	13.466
2 Vishal Mandava	219	4.5	8.8	8.8	8.9	8.9	8.6	13.333
3 William Champagne	209	5.0	8.4	8.6	8.6	8.6	8.7	13.600
4 Isaiah Drake	212	4.8	8.6	9.0	8.7	9.1	9.1	13.733
5 Caleb Hickey	216	5.3	7.2	6.4	6.7	7.3	6.4	12.066

P. Bar Score: **66.731** Running Score: **341.492**

P. Bar Score: **66.198** Running Score: **330.126**

H.Bar	D	1	2	3	4	5	nd	AVE
1 Evan Manivong	174	4.6	8.7	8.7	8.8	8.7	8.6	13.300
2 Kyle Mayotte	175	4.4	8.8	8.9	9.0	8.8	9.1	13.300
3 Ryan Vanichtheerano	183	4.1	8.3	8.1	8.4	8.4	8.4	12.466
4 Tate Costa	167	4.5	7.0	6.9	6.9	7.3		11.433
5 David Pochinka	179	4.8	8.7	8.7	9.1	8.8	8.7	13.533

H.Bar	D	1	2	3	4	5	nd	AVE
1 Sebastian Gordon	215	4.4	8.0	7.8	8.0	8.7	8.5	12.566
2 Matthew Petros	222	3.9	8.0	7.8	8.2	8.0	8.0	11.900
3 Caleb Hickey	216	4.5	8.5	8.6	8.9	9.0	8.7	13.233
4 Isaiah Drake	212	4.7	8.5	8.4	8.8	8.7	8.6	13.300
5 Giovanni Gambatese	214	4.8	6.5	6.5	5.9	6.8	6.7	11.366

H. Bar Score: **64.032** Running Score: **405.524**

H. Bar Score: **62.365** Running Score: **392.491**

Final Team Score: **405.524**

Final Team Score: **392.491**

### All-Arounders

### All-Arounders

FX	PH	SR	VT	PB	HB	AA

Drake	PH	SR	VT	PB	HB	AA
13.000						
12.166						
13.600						
12.866						
13.733						
13.300						
78.665						

Judge's Signatures \* FX Tom Kutz, Lenny Lucarelli \* PH Evan Shaw, Michael Newberger \* SR Dave Johnson, Devin DeBacker \* VT Mike Heberle, Dean Matthews \* PB Andy Zembower, Greg Ter-Zaharians \* HB George Krenk, Tim Michaels

\* Head Judge FX Rich Ellis, Kristin Miller, Larry Byerly PH Tyler Green, Bob Busse, Brad LeClair SR Sean Sims, Jeff Kelly, Jeff Zach VT Dave Hanson, Jack Boyle, Bob Whitney PB John Karmecy, Juan Mora, John Scanla HB Brian Richmond, Ed Yakuhev, Karen M

Coach's Signature Daniel Ribeiro

Coach's Signature Kip Simons

# NCAA Gymnastics Score Sheet

Teams: Home Nebraska

Visitor Stanford

Date Apr 14, 2023

Place Rec Hall

Attendance 0

Name	D	1	2	3	4	5	nd	AVE
1 Nathan York	249	5.5	8.7	8.5	8.8	8.7	8.3	14.133
2 Luke James	240	5.4	8.1	8.3	8.3	8.5	8.5	13.766
3 Chris Hiser	239	5.2	8.5	8.6	8.5	8.4	8.8	13.733
4 Moritz Mueller	244	5.3	8.4	8.3	8.7	8.4	8.7	13.800
5 Taylor Christophulos	232	5.5	8.7	8.9	8.3	8.8	8.6	14.200

Name	D	1	2	3	4	5	nd	AVE
1 Taylor Burkhart	336	5.8	7.5	7.5	7.0	7.3	7.5	13.233
2 Riley Loos	345	5.6	7.1	7.3	7.7	7.5	7.6	13.066
3 Jeremy Bischoff	334	5.8	8.2	8.3	8.4	8.5	8.3	14.033
4 Zach Martin	347	5.3	9.0	8.7	9.0	9.0	8.9	14.266
5 Nick Kuebler	342	5.7	8.2	8.2	8.6	8.9	9.0	14.266

Floor Score: 69.632 Running Score: 69.632

Floor Score: 68.864 Running Score: 68.864

Name	D	1	2	3	4	5	nd	AVE
1 Travis Wong	248	5.0	8.0	7.9	8.3	7.9	8.4	13.066
2 Nathan York	249	4.7	7.4	7.7	7.8	7.5	7.4	12.233
3 Toby Liang	241	4.9	7.8	8.0	7.9	7.6	8.0	12.800
4 Cooper Giles	238	5.3	6.7	6.9	7.1	6.9	6.7	12.133
5 Taylor Christophulos	232	5.0	8.5	8.8	8.8	8.4	8.8	13.700

Name	D	1	2	3	4	5	nd	AVE
1 Luke McFarland	348	5.2	8.0	8.0	8.3	8.1	7.9	13.233
2 J.R. Chou	338	5.5	7.5	7.7	8.0	8.0	7.4	13.233
3 Asher Hong	340	5.6	7.7	7.9	7.8	7.4	7.2	13.233
4 Colt Walker	351	5.2	8.4	8.5	8.5	8.7	8.4	13.666
5 Khoi Young	352	6.6	7.6	8.0	7.4	7.5	8.0	14.300

Pommel Score: 63.932 Running Score: 133.564

Pommel Score: 67.665 Running Score: 136.529

Name	D	1	2	3	4	5	nd	AVE
1 Yanni Chronopoulos	233	4.7	8.7	8.5	8.3	8.7	8.8	13.333
2 Moritz Mueller	244	4.6	8.8	8.8	8.9	8.8	8.3	13.400
3 Chris Hiser	239	5.3	8.2	8.1	8.4	8.7	8.6	13.700
4 Asher Cohen	234	4.8	9.0	8.9	8.8	9.1	9.2	13.800
5 Liam Doherty-Herwitz	236	5.2	9.1	9.0	8.8	8.9	8.9	14.133

Name	D	1	2	3	4	5	nd	AVE
1 Nick Kuebler	342	5.4	9.1	9.0	9.2	9.2	9.2	14.566
2 Ian Gunther	339	5.0	9.1	9.1	9.1	9.2	9.3	14.133
3 Riley Loos	345	5.5	8.9	8.8	8.5	9.0	8.6	14.266
4 Brandon Briones	335	5.0	8.8	9.0	9.1	9.0	8.9	13.966
5 Mark Berlaga	333	5.3	8.8	8.9	9.1	9.1	9.2	14.333

Rings Score: 68.366 Running Score: 201.930

Rings Score: 71.264 Running Score: 207.793

Name	D	1	2	3	4	5	nd	AVE	
1 Zachary Tideman	247	4.9	9.5	9.5	9.7	9.5	9.6	14.433	
2 James Friedman	237	4.8	9.2	9.1	9.1	9.3	9.4	14.000	
3 Luke James	240	5.2	9.1	9.0	8.9	8.8	8.9	-0.3	13.833
4 Donte McKinney	242	5.2	9.5	9.6	9.6	9.6	9.6	14.800	
5 Taylor Christophulos	232	5.2	9.3	9.1	9.4	9.2	8.9	14.400	

Name	D	1	2	3	4	5	nd	AVE	
1 Taylor Burkhart	336	5.4	9.3	9.2	9.1	9.3	9.0	14.600	
2 Khoi Young	352	5.4	8.5	8.5	8.5	8.6	8.7	-0.1	13.833
3 Asher Hong	340	5.2	9.1	9.3	9.3	8.9	9.1	14.366	
4 Brandon Briones	335	5.3	9.4	9.5	9.4	9.5	9.5	14.766	
5 Zach Martin	347	5.2	9.2	9.4	9.1	9.3	9.1	14.400	

Vault Score: 71.466 Running Score: 273.396

Vault Score: 71.965 Running Score: 279.758

Name	D	1	2	3	4	5	nd	AVE
1 Yanni Chronopoulos	233	4.7	9.1	9.0	9.0	9.1	9.0	13.733
2 Asher Cohen	234	4.9	9.2	9.4	9.3	9.2	9.3	14.166
3 Liam Doherty-Herwitz	236	4.8	9.3	9.5	9.4	9.4	9.3	14.166
4 James Friedman	237	4.8	8.7	8.5	8.3	8.5	8.6	13.333
5 Taylor Christophulos	232	4.8	8.8	8.5	8.8	8.4	8.7	13.466

Name	D	1	2	3	4	5	nd	AVE
1 J.R. Chou	338	6.1	8.6	8.7	8.8	8.7	8.8	14.833
2 Brandon Nguyen	349	5.5	8.9	8.9	8.5	8.9	8.6	14.300
3 Asher Hong	340	6.1	8.2	8.7	8.6	8.7	8.7	14.766
4 Jeremy Bischoff	334	5.7	8.4	8.3	8.7	8.8	8.3	14.166
5 Ian Gunther	339	5.3	8.9	9.0	8.8	8.8	9.0	14.200

P. Bar Score: 68.864 Running Score: 342.260

P. Bar Score: 72.265 Running Score: 352.023

Name	D	1	2	3	4	5	nd	AVE
1 Yanni Chronopoulos	233	4.4	8.7	8.7	8.9	8.9	8.9	13.233
2 Toby Liang	241	4.8	8.3	8.5	9.1	8.6	8.6	13.366
3 Zachary Tideman	247	4.6	9.1	9.0	9.2	9.0	9.1	13.666
4 Donte McKinney	242	5.0	9.1	9.0	9.4	9.2	9.1	14.133
5 Taylor Christophulos	232	5.2	8.1	7.9	8.4	8.3	8.4	13.466

Name	D	1	2	3	4	5	nd	AVE
1 Nick Kuebler	342	4.7	9.1	9.1	9.1	9.0	9.1	13.800
2 Taylor Burkhart	336	5.5	8.5	8.3	8.8	8.5	8.5	14.000
3 J.R. Chou	338	5.3	8.3	8.3	8.4	8.6	8.3	13.633
4 Brandon Nguyen	349	5.4	8.6	8.5	9.0	8.7	9.0	14.166
5 Ian Gunther	339	4.9	9.0	8.9	9.0	8.8	9.3	13.866

H. Bar Score: 67.864 Running Score: 410.124

H. Bar Score: 69.465 Running Score: 421.488

Final Team Score: 410.124

Final Team Score: 421.488

All-Arounders

All-Arounders

FX	PH	SR	VT	PB	HB	AA

Hong	0.000	13.233	0.000	14.366	14.766	12.933	55.298

Judge's Signatures \* FX Tom Kutz, Lenny Lucarelli \* PH Evan Shaw, Michael Newberger \* SR Dave Johnson, Devin DeBacker \* VT Mike Heberle, Dean Matthews \* PB Andy Zembower, Greg Ter-Zaharians \* HB George Krenk, Tim Michaels

\* Head Judge FX Rich Ellis, Kristin Miller, Larry Byerly PH Tyler Green, Bob Busse, Brad LeClair SR Sean Sims, Jeff Kelly, Jeff Zach VT Dave Hanson, Jack Boyle, Bob Whitney PB John Karmecy, Juan Mora, John Scanla HB Brian Richmond, Ed Yakuhev, Karen M







Coach's Signature Chuck Chmelka

Coach's Signature Thom Glielmi

# 2023 NCAA Championships - Qualifier

## Team Results







Apr 14, 2023

Rank	Gym	Team	Score						
1	Stanford	X	421.488	68.864 2	67.665 2	71.264 1	71.965 1	72.265 1	69.465 1
	342	Nick Kuebler		14.266		14.566			13.800
	347	Zach Martin		14.266			14.400		
	334	Jeremy Bischoff		14.033				14.166	
	336	Taylor Burkhart		13.233			14.600		14.000
	345	Riley Loos		13.066		14.266			
	352	Khoi Young			14.300		13.833		
	351	Colt Walker			13.666				
	340	Asher Hong			13.233		14.366	14.766	
	338	J.R. Chou			13.233			14.833	13.633
	348	Luke McFarland			13.233				
	333	Mark Berlaga				14.333			
	339	Ian Gunther				14.133		14.200	13.866
	335	Brandon Briones				13.966	14.766		
	349	Brandon Nguyen						14.300	14.166
2	Nebraska	X	410.124	69.632 1	63.932 4	68.366 2	71.466 3	68.864 2	67.864 2
	232	Taylor Christopoulos		14.200	13.700		14.400	13.466	13.466
	249	Nathan York		14.133	12.233				
	244	Moritz Mueller		13.800		13.400			
	240	Luke James		13.766			13.833		
	239	Chris Hiser		13.733		13.700			
	248	Travis Wong			13.066				
	241	Toby Liang			12.800				13.366
	238	Cooper Giles			12.133				
	236	Liam Doherty-Herwitz				14.133		14.166	
	234	Asher Cohen				13.800		14.166	
	233	Yanni Chronopoulos				13.333		13.733	13.233
	242	Donte McKinney					14.800		14.133
	247	Zachary Tideman					14.433		13.666
	237	James Friedman					14.000	13.333	

# 2023 NCAA Championships - Qualifier

## Team Results







Apr 14, 2023

Rank	Gym	Team	Score						
3	Illinois	X	405.524	68.632 3	67.698 1	66.732 3	71.699 2	66.731 4	64.032 4
	176	Connor McCool		14.700			14.200		
	166	Josh Cook		13.766			13.900	13.133	
	174	Evan Manivong		13.733			14.466		13.300
	180	Amari Sewell		13.533			14.633		
	170	Will Hauke		12.900	13.633			14.166	
	181	Ian Skirkey			14.933				
	179	David Pochinka			13.433			14.466	13.533
	177	Connor Micklos			13.133				
	168	Maksim Farkhadau			12.566				
	164	Ashton Anaya				14.400			
	165	Ethan Boder				13.700			
	169	Michael Fletcher				13.166	14.500	12.400	
	175	Kyle Mayotte				12.733		12.566	13.300
	183	Ryan Vanichtheeranont				12.733			12.466
	167	Tate Costa							11.433
4	Air Force	X	399.222	65.598 5	66.165 3	63.998 5	70.697 4	67.899 3	64.865 3
	116	Erich Upton		14.266		12.366	14.566	13.600	13.300
	119	Oliver Zavel		13.366	12.500	13.366	13.966	14.200	13.433
	115	Jake Sampier		12.900					
	112	Samuel Metzler		12.866			14.233		12.466
	103	Garrett Braunton		12.200		13.333	14.066		12.366
	106	Patrick Hoopes			14.466			12.800	
	104	Sam Brown			13.233				
	111	Jack Matlock			13.133				
	117	Bryan Woffinden			12.833		13.866	13.466	13.300
	113	Charlie Miles				12.500		13.833	
	107	Dennis Irimiea				12.433			

# 2023 NCAA Championships - Qualifier

## Team Results

Apr 14, 2023







Rank	Gym	Team	Score						
5	Navy	X	392.491	67.266 4	62.399 5	65.233 4	69.030 6	66.198 5	62.365 6
	208	Syam Buradagunta		14.200	12.600		13.966		
	225	Matthew Rosendahl		13.733					
	211	Ian Dinmore		13.633					
	212	Isaiah Drake		13.000	12.166	13.600	12.866	13.733	13.300
	228	Connor Van Loo		12.700			14.566		
	221	Ronan McQuillan			12.900				
	209	William Champagne			12.400			13.600	
	230	Danilo Viciana			12.333	12.800			
	213	Erik Engelke				13.033			
	224	Riley Rose				13.000			
	215	Sabastian Gordon				12.800			12.566
	214	Giovanni Gambatese					14.066		11.366
	222	Matthew Petros					13.566	13.466	11.900
	219	Vishal Mandava						13.333	
	216	Caleb Hickey						12.066	13.233
6	Army	X	384.523	64.998 6	60.399 6	63.631 6	69.466 5	63.465 6	62.564 5
	120	Gabe Almeida		13.166	12.000	12.433			
	126	Joseph Buselmeier		13.066		13.233		13.466	13.033
	136	Jacob Nauman		13.033			14.000		12.066
	123	Corban Barstow		13.033			13.800		
	139	Franco Peirano		12.700			14.300		
	137	Maddox Pabellon			13.200		13.700		
	131	Blaze Kennedy			12.366			12.866	
	124	Carter Beck			11.900	12.566			
	143	John Wear			10.933				
	122	Patrick Armstrong				13.033		12.100	
	129	Caleb Churchill				12.366			
	141	Johnathan Pinc					13.666	12.633	12.033
	142	Jackson Pophal						12.400	
	140	Zachary Perez							12.866
	138	Noah Pace							12.566

# 2023 NCAA Championships - Qualifier

## Team Results

Apr 14, 2023

Men / 10  
Session: 1

Rank	Gym	Team	Score						
1	Stanford	X	421.488	68.864 2	67.665 2	71.264 1	71.965 1	72.265 1	69.465 1
2	Nebraska	X	410.124	69.632 1	63.932 4	68.366 2	71.466 3	68.864 2	67.864 2
3	Illinois	X	405.524	68.632 3	67.698 1	66.732 3	71.699 2	66.731 4	64.032 4
4	Air Force	X	399.222	65.598 5	66.165 3	63.998 5	70.697 4	67.899 3	64.865 3
5	Navy	X	392.491	67.266 4	62.399 5	65.233 4	69.030 6	66.198 5	62.365 6
6	Army	X	384.523	64.998 6	60.399 6	63.631 6	69.466 5	63.465 6	62.564 5

# 2023 NCAA Championships - Qualifier

Page: 1  
Printed: 4/14/2023 3:13:25 PM

## Event Results - Floor

Men / 10  
Session: 1

Apr 14, 2023



Rank	Num	Name	Gym	Diff	Exec	ND	Score	Out
1	176	Connor McCool	Illinois	6.000	8.700	..	14.700	0.000
2T	347	Zach Martin	Stanford	5.300	8.966	..	14.266	0.434
2T	116	Erich Upton	Air Force	5.600	8.666	..	14.266	0.434
2T	342	Nick Kuebler	Stanford	5.700	8.566	..	14.266	0.434
5T	232	Taylor Christopulos	Nebraska	5.500	8.700	..	14.200	0.500
5T	208	Syam Buradagunta	Navy	5.600	8.600	..	14.200	0.500
7	249	Nathan York	Nebraska	5.500	8.633	..	14.133	0.567
8	334	Jeremy Bischoff	Stanford	5.800	8.333	-0.1	14.033	0.667
9	244	Moritz Mueller	Nebraska	5.300	8.500	..	13.800	0.900
10T	240	Luke James	Nebraska	5.400	8.366	..	13.766	0.934
10T	166	Josh Cook	Illinois	5.500	8.266	..	13.766	0.934
12*	225	Matthew Rosendahl	Navy	5.000	8.733	..	13.733	0.967
12*	174	Evan Manivong	Illinois	5.000	8.733	..	13.733	0.967
12T	239	Chris Hiser	Nebraska	5.200	8.533	..	13.733	0.967
15	211	Ian Dinmore	Navy	5.200	8.433	..	13.633	1.067
16	180	Amari Sewell	Illinois	5.100	8.433	..	13.533	1.167
17	119	Oliver Zavel	Air Force	5.400	8.066	-0.1	13.366	1.334
18	336	Taylor Burkhart	Stanford	5.800	7.433	..	13.233	1.467
19	120	Gabe Almeida	Army	5.000	8.166	..	13.166	1.534
20T	126	Joseph Buselmeier	Army	4.800	8.266	..	13.066	1.634
20T	345	Riley Loos	Stanford	5.600	7.466	..	13.066	1.634
22T	123	Corban Barstow	Army	4.600	8.433	..	13.033	1.667
22T	136	Jacob Nauman	Army	4.700	8.333	..	13.033	1.667
24	212	Isaiah Drake	Navy	5.300	7.700	..	13.000	1.700
25T	115	Jake Sampier	Air Force	5.200	7.900	-0.2	12.900	1.800
25T	170	Will Hauke	Illinois	5.200	7.700	..	12.900	1.800
27T	353	Malcolm Baytop	WM	4.800	8.066	..	12.866	1.834
27T	112	Samuel Metzler	Air Force	5.100	7.866	-0.1	12.866	1.834
29	354	Aidan Cuy	WM	4.700	8.100	..	12.800	1.900
30	356	Will Harrington	WM	4.600	8.166	..	12.766	1.934
31T	139	Franco Peirano	Army	4.700	8.000	..	12.700	2.000
31T	228	Connor Van Loo	Navy	5.100	7.600	..	12.700	2.000
33	360	Trenton Peazant	WM	5.000	7.433	..	12.433	2.267
34	103	Garrett Braunton	Air Force	5.400	6.900	-0.1	12.200	2.500
35	355	Mark Fu	WM	4.400	7.666	..	12.066	2.634
36	340	Asher Hong	Stanford	0.000	0.000	..	0.000	14.700



# 2023 NCAA Championships - Qualifier

Page: 1  
Printed: 4/14/2023 3:13:28 PM

## Event Results - Pommel

Men / 10  
Session: 1

Apr 14, 2023



Rank	Num	Name	Gym	Diff	Exec	ND	Score	Out
1	181	Ian Skirkey	Illinois	6.500	8.433	..	14.933	0.000
2	106	Patrick Hoopes	Air Force	6.500	7.966	..	14.466	0.467
3	352	Khoi Young	Stanford	6.600	7.700	..	14.300	0.633
4	232	Taylor Christopulos	Nebraska	5.000	8.700	..	13.700	1.233
5	351	Colt Walker	Stanford	5.200	8.466	..	13.666	1.267
6	170	Will Hauke	Illinois	5.200	8.433	..	13.633	1.300
7	179	David Pochinka	Illinois	4.800	8.633	..	13.433	1.500
8T	104	Sam Brown	Air Force	4.800	8.433	..	13.233	1.700
8T	348	Luke McFarland	Stanford	5.200	8.033	..	13.233	1.700
8T	338	J.R. Chou	Stanford	5.500	7.733	..	13.233	1.700
8T	340	Asher Hong	Stanford	5.600	7.633	..	13.233	1.700
12	137	Maddox Pabellon	Army	5.400	7.800	..	13.200	1.733
13T	177	Connor Micklos	Illinois	4.700	8.433	..	13.133	1.800
13T	111	Jack Matlock	Air Force	4.900	8.233	..	13.133	1.800
15	248	Travis Wong	Nebraska	5.000	8.066	..	13.066	1.867
16	221	Ronan McQuillan	Navy	5.000	7.900	..	12.900	2.033
17	117	Bryan Woffinden	Air Force	5.100	7.733	..	12.833	2.100
18	241	Toby Liang	Nebraska	4.900	7.900	..	12.800	2.133
19	208	Syam Buradagunta	Navy	4.700	7.900	..	12.600	2.333
20	168	Maksim Farkhadau	Illinois	5.300	7.266	..	12.566	2.367
21	119	Oliver Zavel	Air Force	4.400	8.100	..	12.500	2.433
22	209	William Champagne	Navy	4.500	7.900	..	12.400	2.533
23	131	Blaze Kennedy	Army	4.700	7.666	..	12.366	2.567
24	230	Danilo Viciana	Navy	4.300	8.033	..	12.333	2.600
25	249	Nathan York	Nebraska	4.700	7.533	..	12.233	2.700
26	212	Isaiah Drake	Navy	5.000	7.166	..	12.166	2.767
27	238	Cooper Giles	Nebraska	5.300	6.833	..	12.133	2.800
28T	358	Christian Marsh	WM	4.300	7.700	..	12.000	2.933
28T	120	Gabe Almeida	Army	4.800	7.200	..	12.000	2.933
30	124	Carter Beck	Army	3.700	8.200	..	11.900	3.033
31	363	Sam Smith	WM	4.900	6.766	..	11.666	3.267
32	116	Erich Upton	Air Force	4.400	7.000	..	11.400	3.533
33	355	Mark Fu	WM	3.900	7.100	..	11.000	3.933
34	143	John Wear	Army	4.300	6.633	..	10.933	4.000
35	354	Aidan Cuy	WM	3.500	7.366	..	10.866	4.067
36	353	Malcolm Baytop	WM	3.600	7.133	..	10.733	4.200
37	126	Joseph Buselmeier	Army	3.500	6.766	..	10.266	4.667

# 2023 NCAA Championships - Qualifier

Page: 1  
Printed: 4/14/2023 3:15:00 PM

## Event Results - Rings

Men / 10  
Session: 1

Apr 14, 2023



Rank	Num	Name	Gym	Diff	Exec	ND	Score	Out
1	342	Nick Kuebler	Stanford	5.400	9.166	..	14.566	0.000
2	164	Ashton Anaya	Illinois	5.600	8.800	..	14.400	0.166
3	333	Mark Berlaga	Stanford	5.300	9.033	..	14.333	0.233
4	345	Riley Loos	Stanford	5.500	8.766	..	14.266	0.300
5T	339	Ian Gunther	Stanford	5.000	9.133	..	14.133	0.433
5T	236	Liam Doherty-Herwitz	Nebraska	5.200	8.933	..	14.133	0.433
7	335	Brandon Briones	Stanford	5.000	8.966	..	13.966	0.600
8	234	Asher Cohen	Nebraska	4.800	9.000	..	13.800	0.766
9T	165	Ethan Boder	Illinois	4.400	9.300	..	13.700	0.866
9T	239	Chris Hiser	Nebraska	5.300	8.400	..	13.700	0.866
11	212	Isaiah Drake	Navy	5.000	8.600	..	13.600	0.966
12	358	Christian Marsh	WM	4.900	8.666	..	13.566	1.000
13	244	Moritz Mueller	Nebraska	4.600	8.800	..	13.400	1.166
14	119	Oliver Zavel	Air Force	4.400	8.966	..	13.366	1.200
15T	233	Yanni Chronopoulos	Nebraska	4.700	8.633	..	13.333	1.233
15T	103	Garrett Braunton	Air Force	5.100	8.233	..	13.333	1.233
17	126	Joseph Buselmeier	Army	4.400	8.833	..	13.233	1.333
18	169	Michael Fletcher	Illinois	4.600	8.566	..	13.166	1.400
19T	213	Erik Engelke	Navy	4.300	8.733	..	13.033	1.533
19T	122	Patrick Armstrong	Army	4.600	8.433	..	13.033	1.533
21	224	Riley Rose	Navy	4.300	8.700	..	13.000	1.566
22T	230	Danilo Viciana	Navy	4.000	8.800	..	12.800	1.766
22T	215	Sabastian Gordon	Navy	4.300	8.500	..	12.800	1.766
24T	175	Kyle Mayotte	Illinois	4.200	8.533	..	12.733	1.833
24T	183	Ryan Vanichtheeranont	Illinois	4.300	8.433	..	12.733	1.833
26	124	Carter Beck	Army	4.100	8.466	..	12.566	2.000
27T	355	Mark Fu	WM	3.900	8.600	..	12.500	2.066
27T	113	Charlie Miles	Air Force	4.200	8.300	..	12.500	2.066
29T	107	Dennis Irimiea	Air Force	4.200	8.233	..	12.433	2.133
29T	120	Gabe Almeida	Army	4.300	8.133	..	12.433	2.133
31T	129	Caleb Churchill	Army	4.100	8.266	..	12.366	2.200
31T	116	Erich Upton	Air Force	4.500	7.866	..	12.366	2.200
33	354	Aidan Cuy	WM	3.900	7.966	..	11.866	2.700
34	359	Zachary Patrick	WM	4.000	7.833	-0.3	11.533	3.033
35	340	Asher Hong	Stanford	0.000	0.000	..	0.000	14.566

# 2023 NCAA Championships - Qualifier

Page: 1  
Printed: 4/14/2023 3:15:02 PM

## Event Results - Vault

Men / 10  
Session: 1

Apr 14, 2023



Rank	Num	Name	Gym	Diff	Exec	ND	Score	Out
1	242	Donte McKinney	Nebraska	5.200	9.600	..	14.800	0.000
2	335	Brandon Briones	Stanford	5.300	9.466	..	14.766	0.034
3	180	Amari Sewell	Illinois	5.200	9.433	..	14.633	0.167
4	336	Taylor Burkhart	Stanford	5.400	9.200	..	14.600	0.200
5T	228	Connor Van Loo	Navy	4.900	9.666	..	14.566	0.234
5T	116	Erich Upton	Air Force	5.300	9.366	-0.1	14.566	0.234
7	169	Michael Fletcher	Illinois	5.200	9.400	-0.1	14.500	0.300
8	174	Evan Manivong	Illinois	5.200	9.266	..	14.466	0.334
9	247	Zachary Tiderman	Nebraska	4.900	9.533	..	14.433	0.367
10*	347	Zach Martin	Stanford	5.200	9.200	..	14.400	0.400
10*	232	Taylor Christopoulos	Nebraska	5.200	9.200	..	14.400	0.400
12	340	Asher Hong	Stanford	5.200	9.166	..	14.366	0.434
13	139	Franco Peirano	Army	4.900	9.400	..	14.300	0.500
14	112	Samuel Metzler	Air Force	5.200	9.133	-0.1	14.233	0.567
15	176	Connor McCool	Illinois	5.200	9.000	..	14.200	0.600
16*	360	Trenton Peazant	WM	4.900	9.266	-0.1	14.066	0.734
16*	214	Giovanni Gambatese	Navy	4.900	9.266	-0.1	14.066	0.734
16T	103	Garrett Braunton	Air Force	4.800	9.266	..	14.066	0.734
19*	237	James Friedman	Nebraska	4.800	9.200	..	14.000	0.800
19*	136	Jacob Nauman	Army	4.800	9.200	..	14.000	0.800
21*	208	Syam Buradagunta	Navy	4.800	9.166	..	13.966	0.834
21*	119	Oliver Zavel	Air Force	4.800	9.166	..	13.966	0.834
23	166	Josh Cook	Illinois	5.200	9.000	-0.3	13.900	0.900
24	117	Bryan Woffinden	Air Force	4.800	9.166	-0.1	13.866	0.934
25T	240	Luke James	Nebraska	5.200	8.933	-0.3	13.833	0.967
25T	352	Khoi Young	Stanford	5.400	8.533	-0.1	13.833	0.967
27	123	Corban Barstow	Army	4.800	9.000	..	13.800	1.000
28	355	Mark Fu	WM	4.800	8.966	..	13.766	1.034
29	137	Maddox Pabellon	Army	4.800	9.000	-0.1	13.700	1.100
30	141	Johnathan Pinc	Army	4.800	8.866	..	13.666	1.134
31	361	Ricky Pizem	WM	4.800	8.933	-0.1	13.633	1.167
32	222	Matthew Petros	Navy	5.200	8.666	-0.3	13.566	1.234
33	362	Evan Sikra	WM	4.400	9.133	..	13.533	1.267
34	354	Aidan Cuy	WM	5.200	8.000	-0.3	12.900	1.900
35	212	Isaiah Drake	Navy	5.200	7.966	-0.3	12.866	1.934
36	126	Joseph Buselmeier	Army	4.000	8.866	-0.1	12.766	2.034

# 2023 NCAA Championships - Qualifier

Page: 1  
Printed: 4/14/2023 3:15:03 PM

## Event Results - P Bars

Men / 10  
Session: 1

Apr 14, 2023



Rank	Num	Name	Gym	Diff	Exec	ND	Score	Out
1	338	J.R. Chou	Stanford	6.100	8.733	..	14.833	0.000
2	340	Asher Hong	Stanford	6.100	8.666	..	14.766	0.067
3	179	David Pochinka	Illinois	5.500	8.966	..	14.466	0.367
4	349	Brandon Nguyen	Stanford	5.500	8.800	..	14.300	0.533
5*	339	Ian Gunther	Stanford	5.300	8.900	..	14.200	0.633
5*	119	Oliver Zavel	Air Force	5.300	8.900	..	14.200	0.633
7T	236	Liam Doherty-Herwitz	Nebraska	4.800	9.366	..	14.166	0.667
7T	234	Asher Cohen	Nebraska	4.900	9.266	..	14.166	0.667
7T	170	Will Hauke	Illinois	5.200	8.966	..	14.166	0.667
7T	334	Jeremy Bischoff	Stanford	5.700	8.466	..	14.166	0.667
11	113	Charlie Miles	Air Force	4.800	9.033	..	13.833	1.000
12T	233	Yanni Chronopoulos	Nebraska	4.700	9.033	..	13.733	1.100
12T	212	Isaiah Drake	Navy	4.800	8.933	..	13.733	1.100
14T	116	Erich Upton	Air Force	4.800	8.800	..	13.600	1.233
14T	209	William Champagne	Navy	5.000	8.600	..	13.600	1.233
16*	222	Matthew Petros	Navy	4.500	8.966	..	13.466	1.367
16*	126	Joseph Buselmeier	Army	4.500	8.966	..	13.466	1.367
16*	232	Taylor Christopoulos	Nebraska	4.800	8.666	..	13.466	1.367
16*	117	Bryan Woffinden	Air Force	4.800	8.666	..	13.466	1.367
20T	219	Vishal Mandava	Navy	4.500	8.833	..	13.333	1.500
20T	237	James Friedman	Nebraska	4.800	8.533	..	13.333	1.500
22	358	Christian Marsh	WM	4.300	8.866	..	13.166	1.667
23	166	Josh Cook	Illinois	4.500	8.633	..	13.133	1.700
24T	357	Alek Kuzmenchuk	WM	4.400	8.566	..	12.966	1.867
24T	354	Aidan Cuy	WM	4.800	8.166	..	12.966	1.867
26	131	Blaze Kennedy	Army	4.600	8.266	..	12.866	1.967
27	106	Patrick Hoopes	Air Force	4.300	8.500	..	12.800	2.033
28	141	Johnathan Pinc	Army	4.400	8.233	..	12.633	2.200
29	175	Kyle Mayotte	Illinois	4.200	8.366	..	12.566	2.267
30	359	Zachary Patrick	WM	4.100	8.366	..	12.466	2.367
31T	142	Jackson Pophal	Army	4.500	7.900	..	12.400	2.433
31T	169	Michael Fletcher	Illinois	5.100	7.300	..	12.400	2.433
33	356	Will Harrington	WM	4.200	8.066	..	12.266	2.567
34	122	Patrick Armstrong	Army	4.500	7.600	..	12.100	2.733
35	216	Caleb Hickey	Navy	5.300	6.766	..	12.066	2.767
36	355	Mark Fu	WM	4.400	7.266	..	11.666	3.167

# 2023 NCAA Championships - Qualifier

## Event Results - H Bar

Apr 14, 2023



Rank	Num	Name	Gym	Diff	Exec	ND	Score	Out
1	349	Brandon Nguyen	Stanford	5.400	8.766	..	14.166	0.000
2	242	Donte McKinney	Nebraska	5.000	9.133	..	14.133	0.033
3	336	Taylor Burkhart	Stanford	5.500	8.500	..	14.000	0.166
4	339	Ian Gunther	Stanford	4.900	8.966	..	13.866	0.300
5	342	Nick Kuebler	Stanford	4.700	9.100	..	13.800	0.366
6	247	Zachary Tiderman	Nebraska	4.600	9.066	..	13.666	0.500
7	338	J.R. Chou	Stanford	5.300	8.333	..	13.633	0.533
8	179	David Pochinka	Illinois	4.800	8.733	..	13.533	0.633
9	232	Taylor Christopoulos	Nebraska	5.200	8.266	..	13.466	0.700
10	119	Oliver Zavel	Air Force	4.900	8.533	..	13.433	0.733
11	241	Toby Liang	Nebraska	4.800	8.566	..	13.366	0.800
12T	175	Kyle Mayotte	Illinois	4.400	8.900	..	13.300	0.866
12T	174	Evan Manivong	Illinois	4.600	8.700	..	13.300	0.866
12*	212	Isaiah Drake	Navy	4.700	8.600	..	13.300	0.866
12*	116	Erich Upton	Air Force	4.700	8.600	..	13.300	0.866
12*	117	Bryan Woffinden	Air Force	4.700	8.600	..	13.300	0.866
17T	233	Yanni Chronopoulos	Nebraska	4.400	8.833	..	13.233	0.933
17T	216	Caleb Hickey	Navy	4.500	8.733	..	13.233	0.933
19	126	Joseph Buselmeier	Army	4.300	8.733	..	13.033	1.133
20	340	Asher Hong	Stanford	5.000	7.933	..	12.933	1.233
21	140	Zachary Perez	Army	4.800	8.066	..	12.866	1.300
22T	138	Noah Pace	Army	4.200	8.366	..	12.566	1.600
22T	215	Sabastian Gordon	Navy	4.400	8.166	..	12.566	1.600
24T	183	Ryan Vanichtheeranont	Illinois	4.100	8.366	..	12.466	1.700
24T	112	Samuel Metzler	Air Force	4.600	7.866	..	12.466	1.700
26T	361	Ricky Pizem	WM	4.200	8.233	..	12.433	1.733
26T	355	Mark Fu	WM	4.500	7.933	..	12.433	1.733
28	103	Garrett Braunton	Air Force	5.400	6.966	..	12.366	1.800
29	354	Aidan Cuy	WM	3.900	8.266	..	12.166	2.000
30	136	Jacob Nauman	Army	3.700	8.366	..	12.066	2.100
31	141	Johnathan Pinc	Army	4.000	8.033	..	12.033	2.133
32	222	Matthew Petros	Navy	3.900	8.000	..	11.900	2.266
33	167	Tate Costa	Illinois	4.500	6.933	..	11.433	2.733
34	214	Giovanni Gambatese	Navy	4.800	6.566	..	11.366	2.800
35	357	Alek Kuzmenchuk	WM	4.600	6.733	..	11.333	2.833
36	362	Evan Sikra	WM	4.400	6.533	..	10.933	3.233







# 2023 NCAA Championships - Qualifier

## Event Results - AA

Apr 14, 2023

Page: 1  
Printed: 4/14/2023 3:15:07 PM

Men / 10  
Session: 1

Rank	Num	Name	Gym							AA
1	119	Oliver Zavel	Air Force	13.366	12.500	13.366	13.966	14.200	13.433	80.831
2	116	Erich Upton	Air Force	14.266	11.400	12.366	14.566	13.600	13.300	79.498
3	212	Isaiah Drake	Navy	13.000	12.166	13.600	12.866	13.733	13.300	78.665
4	126	Joseph Buselmeier	Army	13.066	10.266	13.233	12.766	13.466	13.033	75.830
5	354	Aidan Cuy	WM	12.800	10.866	11.866	12.900	12.966	12.166	73.564
6	355	Mark Fu	WM	12.066	11.000	12.500	13.766	11.666	12.433	73.431
7	340	Asher Hong	Stanford	0.000	13.233	0.000	14.366	14.766	12.933	55.298