

NCAA Gymnastics Score Sheet

Teams: Home Air Force Academy

Visitor Stanford University

Date Apr 1, 2023

Place Air Force Academy

Attendance 0

Name	D	1	2	3	4	5	nd	AVE
1 Samuel Metzler	112	5.1	7.8	7.5			-0.1	12.650
2 Jake Sampier	115	5.2	8.4	8.3				13.550
3 Erich Upton	116	5.6	8.0	7.8				13.500
4 Oliver Zavel	119	5.5	7.9	7.9				13.400
5 Garrett Braunton	103	5.6	7.9	8.0			-0.1	13.450

Name	D	1	2	3	4	5	nd	AVE
1 Taylor Burkhart	163	5.3	8.4	8.5				13.750
2 Riley Loos	172	5.6	8.6	8.3				14.050
3 Jeremy Bischoff	161	5.7	7.9	8.1				13.700
4 Asher Hong	167	6.0	8.0	8.3			-0.5	13.650
5 Nick Kuebler	169	5.7	8.5	8.3				14.100

Floor Score: **66.550** Running Score: **66.550**

Floor Score: **69.250** Running Score: **69.250**

Pommel	D	1	2	3	4	5	nd	AVE
1 Bryan Woffinden	117	5.1	6.4	6.6				11.600
2 Sam Brown	104	4.5	8.9	8.9				13.400
3 Oliver Zavel	119	4.1	7.9	8.0				12.050
4 Jack Matlock	111	4.9	8.5	8.7				13.500
5 Patrick Hoopes	106	6.5	7.5	7.5				14.000

Pommel	D	1	2	3	4	5	nd	AVE
1 Luke McFarland	175	5.2	8.0	8.3				13.350
2 J.R. Chou	165	5.5	7.2	7.6				12.900
3 Asher Hong	167	5.6	7.8	8.2				13.600
4 Colt Walker	178	5.2	8.6	8.8				13.900
5 Khoi Young	179	6.5	8.2	8.3				14.750

Pommel Score: **64.550** Running Score: **131.100**

Pommel Score: **68.500** Running Score: **137.750**

Rings	D	1	2	3	4	5	nd	AVE
1 Dennis Irimiea	107	4.5	8.2	8.2				12.700
2 Charlie Miles	113	4.3	8.6	8.4				12.800
3 Oliver Zavel	119	4.4	8.9	8.7				13.200
4 Erich Upton	116	4.6	8.6	8.8				13.300
5 Garrett Braunton	103	5.2	8.5	8.5				13.700

Rings	D	1	2	3	4	5	nd	AVE
1 Nick Kuebler	169	5.3	9.1	9.1				14.400
2 Ian Gunther	166	5.4	8.9	9.2				14.450
3 Riley Loos	172	5.7	8.6	8.7				14.350
4 Asher Hong	167	5.9	8.4	8.7				14.450
5 Mark Berlaga	160	5.7	9.0	8.8				14.600

Rings Score: **65.700** Running Score: **196.800**

Rings Score: **72.250** Running Score: **210.000**

Vault	D	1	2	3	4	5	nd	AVE
1 Dennis Irimiea	107	4.8	9.0	9.1			-0.1	13.750
2 Bryan Woffinden	117	4.8	9.3	9.2				14.050
3 Samuel Metzler	112	5.3	9.2	9.1			-0.1	14.350
4 Oliver Zavel	119	4.8	8.5	8.3				13.200
5 Erich Upton	116	5.2	9.0	8.8				14.100

Vault	D	1	2	3	4	5	nd	AVE
1 Taylor Burkhart	163	5.5	9.4	9.4			-0.1	14.800
2 Riley Loos	172	4.8	9.2	9.0				13.900
3 Asher Hong	167	5.2	9.3	9.4				14.550
4 Brandon Briones	162	5.2	9.4	9.3				14.550
5 Zach Martin	174	5.2	9.6	9.6				14.800

Vault Score: **69.450** Running Score: **266.250**

Vault Score: **72.600** Running Score: **282.600**

P Bar	D	1	2	3	4	5	nd	AVE
1 Bryan Woffinden	117	4.7	8.4	8.6				13.200
2 Charlie Miles	113	4.7	8.3	8.1				12.900
3 Patrick Hoopes	106	4.4	8.4	8.6				12.900
4 Erich Upton	116	4.9	9.2	9.3				14.150
5 Oliver Zavel	119	5.2	8.0	7.8				13.100

P Bar	D	1	2	3	4	5	nd	AVE
1 J.R. Chou	165	6.0	8.4	8.4				14.400
2 Brandon Nguyen	176	5.5	8.7	8.6				14.150
3 Asher Hong	167	6.1	8.6	8.8				14.800
4 Jeremy Bischoff	161	5.8	7.9	8.0				13.750
5 Ian Gunther	166	5.3	8.9	9.1				14.300

P. Bar Score: **66.250** Running Score: **332.500**

P. Bar Score: **71.400** Running Score: **354.000**

H Bar	D	1	2	3	4	5	nd	AVE
1 Samuel Metzler	112	4.6	7.9	7.7				12.400
2 Bryan Woffinden	117	4.3	8.1	7.8				12.250
3 Erich Upton	116	4.7	8.0	8.0				12.700
4 Oliver Zavel	119	4.9	8.2	8.1				13.050
5 Garrett Braunton	103	6.1	8.4	8.3				14.450

H Bar	D	1	2	3	4	5	nd	AVE
1 Nick Kuebler	169	4.6	9.0	9.0				13.600
2 Brandon Briones	162	5.6	7.4	7.6				13.100
3 J.R. Chou	165	5.3	9.1	9.0				14.350
4 Brandon Nguyen	176	5.3	8.5	8.8				13.950
5 Ian Gunther	166	4.9	9.2	9.3				14.150

H. Bar Score: **64.850** Running Score: **397.350**

H. Bar Score: **69.150** Running Score: **423.150**

Final Team Score: **397.350**

Final Team Score: **423.150**

All-Arounders

	Upton	Zavel
FX	13.500	13.400
PH	12.600	12.050
SR	13.300	13.200
VT	14.100	13.200
PB	14.150	13.100
HB	12.700	13.050
AA	80.350	78.000

All-Arounders

	Hong
FX	13.650
PH	13.600
SR	14.450
VT	14.550
PB	14.800
HB	12.650
AA	83.700

Judge's Signatures * FX [Signature] PH [Signature] * SR [Signature] * VT [Signature] * RB [Signature] * HB [Signature]
 * Head Judge FX [Signature] PH [Signature] SR [Signature] VT [Signature] PB [Signature] HB [Signature]
 Coach's Signature [Signature] Coach's Signature [Signature]

NCAA Gymnastics Score Sheet

Teams: Home University Of California Visitor University of Oklahoma

Date Apr 1, 2023 Place Air Force Academy Attendance 0

		Name	D	1	2	3	4	5	nd	AVE			Name	D	1	2	3	4	5	nd	AVE		
FLOOR	1	David Rauchwerger	131	4.7	8.4	8.5				13.150	1	Morgan Seyler	155	5.1	8.5	8.3						13.500	
	2	Tyler Shimizu	134	5.0	8.5	8.3				13.400	2	Jack Freeman	145	5.4	8.1	7.8						-0.1	13.250
	3	Khalen Curry	122	4.7	8.9	9.1				13.700	3	Vitaliy Guimaraes	150	5.6	8.4	8.1							13.850
	4	Noah Newfeld	129	5.1	8.4	8.4				13.500	4	Spencer Goodell	148	5.7	8.6	8.2							14.100
	5	Theodor Gadderud	123	5.4	6.8	7.0				12.300	5	Emre Dodanli	144	5.7	8.7	8.7							14.400

Floor Score: 66.050 Running Score: 66.050 Floor Score: 69.100 Running Score: 69.100

POMMEL	1	Tyler Shimizu	134	4.7	7.5	7.9				12.400	1	Morgan Seyler	155	5.0	7.6	7.9						12.750	
	2	Noah Sano	132	5.4	7.7	7.9				13.200	2	Braden Collier	143	5.3	7.7	7.5							12.900
	3	Noah Newfeld	129	5.1	7.2	7.5				12.450	3	Mac Seyler	156	5.3	6.9	6.8							12.150
	4	Aidan Li	128	5.1	7.7	7.6				12.750	4	Zach Nunez	153	5.4	7.1	7.4							12.650
	5	Will Lavanakul	126	5.3	7.0	7.3				12.450	5	Ignacio Yockers	159	6.4	7.6	7.5							13.950

Pommel Score: 63.250 Running Score: 129.300 Pommel Score: 64.400 Running Score: 133.500

RINGS	1	Jelani Sweet	137	4.7	7.8	7.9				12.550	1	Daniel Simmons	157	4.8	8.8	8.6							13.500
	2	Tyler Shimizu	134	4.5	8.2	8.1				12.650	2	Vitaliy Guimaraes	150	4.7	8.7	8.8							13.450
	3	Noah Newfeld	129	5.0	8.4	8.2				13.300	3	Adriel Perales	154	5.3	8.7	8.5							13.900
	4	Noah Sano	132	5.0	8.4	8.4				13.400	4	Alan Camillus	141	5.2	8.9	8.8							14.050
	5	Chris Scales	133	5.0	8.4	8.5				13.450	5	Spencer Goodell	148	4.8	9.0	8.9							13.750

Rings Score: 65.350 Running Score: 194.650 Rings Score: 68.650 Running Score: 202.150

VAULT	1	David Rauchwerger	131	4.8	9.1	8.9				13.800	1	Vitaliy Guimaraes	150	4.8	9.5	9.4							14.250		
	2	Jelani Sweet	137	4.8	8.8	8.6				-0.3	13.200	2	Jack Freeman	145	4.8	8.0	7.8							12.600	
	3	Khalen Curry	122	4.8	9.2	8.9					13.850	3	Daniel Simmons	157	5.2	8.6	8.6							-0.1	13.700
	4	Theodor Gadderud	123	4.8	8.9	8.7					13.600	4	Emre Dodanli	144	5.2	9.0	9.2							-0.1	14.200
	5	Jasper Smith-Gordon	136	4.8	8.8	8.6					-0.1	13.400	5	Spencer Goodell	148	5.2	9.4	9.4							14.600

Vault Score: 67.850 Running Score: 262.500 Vault Score: 69.350 Running Score: 271.500

P.BAR	1	Chris Scales	133	4.3	5.8	6.0				10.200	1	Zach Nunez	153	5.2	8.2	8.3							13.450
	2	Tyler Shimizu	134	4.4	8.9	8.9				13.300	2	Alan Camillus	141	5.1	8.3	8.5							13.500
	3	Noah Newfeld	129	5.1	8.4	8.1				13.350	3	Adriel Perales	154	5.2	9.1	9.0							14.250
	4	Theodor Gadderud	123	4.9	8.8	8.7				13.650	4	Emre Dodanli	144	5.1	9.2	9.3							14.350
	5	Noah Sano	132	5.3	8.0	8.3				13.450	5	Spencer Goodell	148	5.4	8.9	9.1							14.400

P. Bar Score: 63.950 Running Score: 326.450 P. Bar Score: 69.950 Running Score: 341.450

H.BAR	1	Khalen Curry	122	3.5	8.9	8.8				12.350	1	Morgan Seyler	155	4.7	8.9	8.7							13.500
	2	Tyler Shimizu	134	4.3	7.9	7.8				12.150	2	Kelton Christiansen	142	5.1	9.2	9.2							14.300
	3	Theodor Gadderud	123	4.1	8.1	8.0				12.150	3	Emre Dodanli	144	5.3	9.1	9.0							14.350
	4	Noah Newfeld	129	4.4	8.1	8.3				12.600	4	Jack Freeman	145	5.1	8.4	8.3							13.450
	5	Landon Wu	139	3.8	9.1	9.1				12.900	5	Vitaliy Guimaraes	150	4.3	8.1	8.2							12.450

H. Bar Score: 62.150 Running Score: 388.600 H. Bar Score: 68.050 Running Score: 409.500

Final Team Score: 388.600

Final Team Score: 409.500

All-Arounders

	Shimizu								
FX	13.400								
PH	12.400								
SR	12.650								
VT	12.650								
PB	13.300								
HB	12.150								
AA	76.550								

All-Arounders

Judge's Signatures * FX Tom Kurtz * PH Luca Shaw * SR Sean Sims * VT Deag Matthew * PB Greg Ter Zekharants * HB Michael Brey

* Head Judge FX John Milcari PH Bob Burns SR Scott Kearns VT Ray Holbrook PB John Scallan HB Karen Muschinske

Coach's Signature JT Okada Coach's Signature Mark Williams

MPSF Men's Gymnastics Championships

Event Results - Floor

Apr 1, 2023

Page: 1
Printed: 4/1/2023 6:03:41 PM

Men / 10
Session: 1



Rank	Num	Name	Gym	Diff	Exec	ND	Score	Out
1	144	Emre Dodanli	OU	5.700	8.700	._.	14.400	0.000
2*	169	Nick Kuebler	STAN	5.700	8.400	._.	14.100	0.300
2*	148	Spencer Goodell	OU	5.700	8.400	._.	14.100	0.300
4	172	Riley Loos	STAN	5.600	8.450	._.	14.050	0.350
5	150	Vitaliy Guimaraes	OU	5.600	8.250	._.	13.850	0.550
6	163	Taylor Burkhart	STAN	5.300	8.450	._.	13.750	0.650
7T	122	Khalen Curry	CAL	4.700	9.000	._.	13.700	0.700
7T	161	Jeremy Bischoff	STAN	5.700	8.000	._.	13.700	0.700
9	167	Asher Hong	STAN	6.000	8.150	-0.5	13.650	0.750
10	115	Jake Sampier	AFA	5.200	8.350	._.	13.550	0.850
11*	155	Morgan Seyler	OU	5.100	8.400	._.	13.500	0.900
11*	129	Noah Newfeld	CAL	5.100	8.400	._.	13.500	0.900
11T	116	Erich Upton	AFA	5.600	7.900	._.	13.500	0.900
14	103	Garrett Braunton	AFA	5.600	7.950	-0.1	13.450	0.950
15T	134	Tyler Shimizu	CAL	5.000	8.400	._.	13.400	1.000
15T	119	Oliver Zavel	AFA	5.500	7.900	._.	13.400	1.000
17	145	Jack Freeman	OU	5.400	7.950	-0.1	13.250	1.150
18	131	David Rauchwerger	CAL	4.700	8.450	._.	13.150	1.250
19	112	Samuel Metzler	AFA	5.100	7.650	-0.1	12.650	1.750
20	123	Theodor Gadderud	CAL	5.400	6.900	._.	12.300	2.100

MPSF Men's Gymnastics Championships

Event Results - Pommel

Apr 1, 2023

Page: 1
Printed: 4/1/2023 6:03:42 PM

Men / 10
Session: 1



Rank	Num	Name	Gym	Diff	Exec	ND	Score	Out
1	179	Khoi Young	STAN	6.500	8.250	..-	14.750	0.000
2	106	Patrick Hoopes	AFA	6.500	7.500	..-	14.000	0.750
3	159	Ignacio Yockers	OU	6.400	7.550	..-	13.950	0.800
4	178	Colt Walker	STAN	5.200	8.700	..-	13.900	0.850
5	167	Asher Hong	STAN	5.600	8.000	..-	13.600	1.150
6	111	Jack Matlock	AFA	4.900	8.600	..-	13.500	1.250
7	104	Sam Brown	AFA	4.500	8.900	..-	13.400	1.350
8	175	Luke McFarland	STAN	5.200	8.150	..-	13.350	1.400
9	132	Noah Sano	CAL	5.400	7.800	..-	13.200	1.550
10T	143	Braden Collier	OU	5.300	7.600	..-	12.900	1.850
10T	165	J.R. Chou	STAN	5.500	7.400	..-	12.900	1.850
12T	155	Morgan Seyler	OU	5.000	7.750	..-	12.750	2.000
12T	128	Aidan Li	CAL	5.100	7.650	..-	12.750	2.000
14	153	Zach Nunez	OU	5.400	7.250	..-	12.650	2.100
15	116	Erich Upton	AFA	4.800	7.800	..-	12.600	2.150
16T	129	Noah Newfeld	CAL	5.100	7.350	..-	12.450	2.300
16T	126	Will Lavanakul	CAL	5.300	7.150	..-	12.450	2.300
18	134	Tyler Shimizu	CAL	4.700	7.700	..-	12.400	2.350
19	156	Mac Seyler	OU	5.300	6.850	..-	12.150	2.600
20	119	Oliver Zavel	AFA	4.100	7.950	..-	12.050	2.700
21	117	Bryan Woffinden	AFA	5.100	6.500	..-	11.600	3.150

MPSF Men's Gymnastics Championships

Event Results - Rings

Apr 1, 2023

Page: 1
Printed: 4/1/2023 6:03:43 PM

Men / 10
Session: 1



Rank	Num	Name	Gym	Diff	Exec	ND	Score	Out
1	160	Mark Berlaga	STAN	5.700	8.900	..	14.600	0.000
2T	166	Ian Gunther	STAN	5.400	9.050	..	14.450	0.150
2T	167	Asher Hong	STAN	5.900	8.550	..	14.450	0.150
4	169	Nick Kuebler	STAN	5.300	9.100	..	14.400	0.200
5	172	Riley Loos	STAN	5.700	8.650	..	14.350	0.250
6	141	Alan Camillus	OU	5.200	8.850	..	14.050	0.550
7	154	Adriel Perales	OU	5.300	8.600	..	13.900	0.700
8	148	Spencer Goodell	OU	4.800	8.950	..	13.750	0.850
9	103	Garrett Braunton	AFA	5.200	8.500	..	13.700	0.900
10	157	Daniel Simmons	OU	4.800	8.700	..	13.500	1.100
11T	150	Vitaliy Guimaraes	OU	4.700	8.750	..	13.450	1.150
11T	133	Chris Scales	CAL	5.000	8.450	..	13.450	1.150
13	132	Noah Sano	CAL	5.000	8.400	..	13.400	1.200
14T	116	Erich Upton	AFA	4.600	8.700	..	13.300	1.300
14T	129	Noah Newfeld	CAL	5.000	8.300	..	13.300	1.300
16	119	Oliver Zavel	AFA	4.400	8.800	..	13.200	1.400
17	113	Charlie Miles	AFA	4.300	8.500	..	12.800	1.800
18	107	Dennis` Irimiea	AFA	4.500	8.200	..	12.700	1.900
19	134	Tyler Shimizu	CAL	4.500	8.150	..	12.650	1.950
20	137	Jelani Sweet	CAL	4.700	7.850	..	12.550	2.050

MPSF Men's Gymnastics Championships

Event Results - Vault

Apr 1, 2023

Page: 1
Printed: 4/1/2023 6:03:44 PM

Men / 10
Session: 1



Rank	Num	Name	Gym	Diff	Exec	ND	Score	Out
1T	174	Zach Martin	STAN	5.200	9.600	._.	14.800	0.000
1T	163	Taylor Burkhart	STAN	5.500	9.400	-0.1	14.800	0.000
3	148	Spencer Goodell	OU	5.200	9.400	._.	14.600	0.200
4*	167	Asher Hong	STAN	5.200	9.350	._.	14.550	0.250
4*	162	Brandon Briones	STAN	5.200	9.350	._.	14.550	0.250
6	112	Samuel Metzler	AFA	5.300	9.150	-0.1	14.350	0.450
7	150	Vitaliy Guimaraes	OU	4.800	9.450	._.	14.250	0.550
8	144	Emre Dodanli	OU	5.200	9.100	-0.1	14.200	0.600
9	116	Erich Upton	AFA	5.200	8.900	._.	14.100	0.700
10	117	Bryan Woffinden	AFA	4.800	9.250	._.	14.050	0.750
11	172	Riley Loos	STAN	4.800	9.100	._.	13.900	0.900
12	122	Khalen Curry	CAL	4.800	9.050	._.	13.850	0.950
13	131	David Rauchwerger	CAL	4.800	9.000	._.	13.800	1.000
14	107	Dennis` Irimiea	AFA	4.800	9.050	-0.1	13.750	1.050
15	157	Daniel Simmons	OU	5.200	8.600	-0.1	13.700	1.100
16	123	Theodor Gadderud	CAL	4.800	8.800	._.	13.600	1.200
17	136	Jasper Smith-Gordon	CAL	4.800	8.700	-0.1	13.400	1.400
18T	137	Jelani Sweet	CAL	4.800	8.700	-0.3	13.200	1.600
18T	119	Oliver Zavel	AFA	4.800	8.400	._.	13.200	1.600
20	134	Tyler Shimizu	CAL	4.800	7.950	-0.1	12.650	2.150
21	145	Jack Freeman	OU	4.800	7.900	-0.1	12.600	2.200

MPSF Men's Gymnastics Championships

Event Results - P Bars

Apr 1, 2023

Page: 1
Printed: 4/1/2023 6:03:45 PM

Men / 10
Session: 1



Rank	Num	Name	Gym	Diff	Exec	ND	Score	Out
1	167	Asher Hong	STAN	6.100	8.700	..	14.800	0.000
2T	148	Spencer Goodell	OU	5.400	9.000	..	14.400	0.400
2T	165	J.R. Chou	STAN	6.000	8.400	..	14.400	0.400
4	144	Emre Dodanli	OU	5.100	9.250	..	14.350	0.450
5	166	Ian Gunther	STAN	5.300	9.000	..	14.300	0.500
6	154	Adriel Perales	OU	5.200	9.050	..	14.250	0.550
7T	116	Erich Upton	AFA	4.900	9.250	..	14.150	0.650
7T	176	Brandon Nguyen	STAN	5.500	8.650	..	14.150	0.650
9	161	Jeremy Bischoff	STAN	5.800	7.950	..	13.750	1.050
10	123	Theodor Gadderud	CAL	4.900	8.750	..	13.650	1.150
11	141	Alan Camillus	OU	5.100	8.400	..	13.500	1.300
12T	153	Zach Nunez	OU	5.200	8.250	..	13.450	1.350
12T	132	Noah Sano	CAL	5.300	8.150	..	13.450	1.350
14	129	Noah Newfeld	CAL	5.100	8.250	..	13.350	1.450
15	134	Tyler Shimizu	CAL	4.400	8.900	..	13.300	1.500
16	117	Bryan Woffinden	AFA	4.700	8.500	..	13.200	1.600
17	119	Oliver Zavel	AFA	5.200	7.900	..	13.100	1.700
18T	106	Patrick Hoopes	AFA	4.400	8.500	..	12.900	1.900
18T	113	Charlie Miles	AFA	4.700	8.200	..	12.900	1.900
20	133	Chris Scales	CAL	4.300	5.900	..	10.200	4.600

MPSF Men's Gymnastics Championships

Event Results - H Bar

Apr 1, 2023

Page: 1
Printed: 4/1/2023 6:03:46 PM

Men / 10
Session: 1



Rank	Num	Name	Gym	Diff	Exec	ND	Score	Out
1	103	Garrett Braunton	AFA	6.100	8.350	..	14.450	0.000
2*	165	J.R. Chou	STAN	5.300	9.050	..	14.350	0.100
2*	144	Emre Dodanli	OU	5.300	9.050	..	14.350	0.100
4	142	Kelton Christiansen	OU	5.100	9.200	..	14.300	0.150
5	166	Ian Gunther	STAN	4.900	9.250	..	14.150	0.300
6	176	Brandon Nguyen	STAN	5.300	8.650	..	13.950	0.500
7	169	Nick Kuebler	STAN	4.600	9.000	..	13.600	0.850
8	155	Morgan Seyler	OU	4.700	8.800	..	13.500	0.950
9	145	Jack Freeman	OU	5.100	8.350	..	13.450	1.000
10	162	Brandon Briones	STAN	5.600	7.500	..	13.100	1.350
11	119	Oliver Zavel	AFA	4.900	8.150	..	13.050	1.400
12	139	Landon Wu	CAL	3.800	9.100	..	12.900	1.550
13	116	Erich Upton	AFA	4.700	8.000	..	12.700	1.750
14	167	Asher Hong	STAN	5.000	7.650	..	12.650	1.800
15	129	Noah Newfeld	CAL	4.400	8.200	..	12.600	1.850
16	150	Vitaliy Guimaraes	OU	4.300	8.150	..	12.450	2.000
17	112	Samuel Metzler	AFA	4.600	7.800	..	12.400	2.050
18	122	Khalen Curry	CAL	3.500	8.850	..	12.350	2.100
19	117	Bryan Woffinden	AFA	4.300	7.950	..	12.250	2.200
20T	123	Theodor Gadderud	CAL	4.100	8.050	..	12.150	2.300
20T	134	Tyler Shimizu	CAL	4.300	7.850	..	12.150	2.300







MPSF Men's Gymnastics Championships

Event Results - AA

Apr 1, 2023

Page: 1
Printed: 4/1/2023 6:03:48 PM

Men / 10
Session: 1

Rank	Num	Name	Gym							AA
1	167	Asher Hong	STAN	13.650	13.600	14.450	14.550	14.800	12.650	83.700
2	116	Erich Upton	AFA	13.500	12.600	13.300	14.100	14.150	12.700	80.350
3	119	Oliver Zavel	AFA	13.400	12.050	13.200	13.200	13.100	13.050	78.000
4	134	Tyler Shimizu	CAL	13.400	12.400	12.650	12.650	13.300	12.150	76.550