

NCAA Mens's Gymnastics Score Sheet

Home: University of California, Berkeley Visitor: University of Illinois, Urbana-Champaign

Date: 3/04/2023 Location: Burnham Pavilion, Stanford, CA Attendance: _____

#	Name	Diff.	Exec.	E1	E2	ND	SB	Score
1	David Rauchwerger	4.7	8.200	1.8	1.8			12.900
2	Tyler Shimizu	5.0	8.550	1.4	1.5			13.550
3	Harrison Gregory	4.4	8.350	1.7	1.6			12.750
4	Khalen Curry	4.6	8.800	1.1	1.3			13.400
5	Theodor Roald Gadderud	5.6	8.000	1.9	2.1			13.600
6								

#	Name	Diff.	Exec.	E1	E2	ND	SB	Score
1	Evan Manivong	4.9	8.100	1.8	2.0			13.000
2	Will Hauke	5.3	8.500	1.4	1.6			13.800
3	Amari Sewell	5.2	8.550	1.4	1.5			13.750
4	Yan Inhaber-Courchesne	4.8	7.050	3.0	2.9	0.3		11.550
5	Connor McCool	5.9	8.500	1.5	1.5		0.1	14.500
6								

FX Score: **66.200** Running Score: **66.200** FX Score: **66.600** Running Score: **66.600**

#	Name	Diff.	Exec.	E1	E2	ND	SB	Score
1	Tyler Shimizu	5.3	6.350	3.8	3.5			11.650
2	Noah Sano	5.4	7.900	2.0	2.2			13.300
3	Noah Newfeld	5.5	7.700	2.2	2.4			13.200
4	Aidan Li	5.6	8.400	1.7	1.5			14.000
5	Will Lavanakul	5.6	7.900	2.3	1.9			13.500
6								

#	Name	Diff.	Exec.	E1	E2	ND	SB	Score
1	Connor Micklos	4.6	7.100	3.0	2.8			11.700
2	Sebastian Ingersoll	5.3	7.150	2.9	2.8			12.450
3	David Pochinka	4.8	7.850	2.1	2.2			12.650
4	Will Hauke	5.2	7.450	2.5	2.6			12.650
5	Ian Skirkey	6.1	8.350	1.7	1.6			14.450
6								

PH Score: **65.650** Running Score: **131.850** PH Score: **63.900** Running Score: **130.500**

#	Name	Diff.	Exec.	E1	E2	ND	SB	Score
1	Tyler Shimizu	4.3	7.650	2.5	2.2			11.950
2	Jelani Sweet	4.3	7.700	2.2	2.4			12.000
3	Noah Newfeld	4.9	7.950	2.1	2.0			12.850
4	Noah Sano	4.7	7.550	2.3	2.6			12.250
5	Chris Scales	4.3	7.350	2.6	2.7			11.650
6								

#	Name	Diff.	Exec.	E1	E2	ND	SB	Score
1	Kyle Mayotte	4.5	8.200	1.9	1.7			12.700
2	Ryan Vanichtheeranont	4.5	7.200	2.9	2.7			11.700
3	Yan Inhaber-Courchesne	3.9	8.150	1.9	1.8	0.1		12.150
4	Ethan Boder	4.3	9.250	0.8	0.7		0.1	13.650
5	Ashton Anaya	5.9	7.200	2.7	2.9			13.100
6								

SR Score: **60.700** Running Score: **192.550** SR Score: **63.300** Running Score: **193.800**

#	Name	Diff.	Exec.	E1	E2	ND	SB	Score
1	David Rauchwerger	4.8	9.050	1.0	0.9			13.850
2	Jelani Sweet	4.8	9.250	0.8	0.7			14.050
3	Khalen Curry	4.8	7.750	2.2	2.3	0.1		12.450
4	Theodor Roald Gadderud	4.8	9.350	0.7	0.6			14.150
5	Jasper Smith-Gordon	5.6	9.250	0.8	0.7			14.850
6								

#	Name	Diff.	Exec.	E1	E2	ND	SB	Score
1	Connor McCool	5.2	8.850	1.1	1.2			14.050
2	Evan Manivong	5.2	9.550	0.5	0.4			14.750
3	Michael Fletcher	5.2	9.500	0.5	0.5	0.1	0.1	14.700
4	Will Hauke	4.4	9.400	0.6	0.6			13.800
5	Amari Sewell	5.2	9.250	0.8	0.7			14.450
6								

VT Score: **69.350** Running Score: **261.900** VT Score: **71.750** Running Score: **265.550**

#	Name	Diff.	Exec.	E1	E2	ND	SB	Score
1	Chris Scales	4.7	8.150	2.0	1.7			12.850
2	Sean Shimizu	4.4	7.650	2.3	2.4			12.050
3	Tyler Shimizu	4.4	7.200	2.8	2.8			11.600
4	Noah Sano	5.1	8.600	1.5	1.3	0.1		13.800
5	Theodor Roald Gadderud	5.3	7.600	2.4	2.4			12.900
6								

#	Name	Diff.	Exec.	E1	E2	ND	SB	Score
1	Kyle Mayotte	4.2	8.650	1.3	1.4			12.850
2	Connor Micklos	4.6	8.300	1.7	1.7			12.900
3	Michael Fletcher	5.3	8.300	1.8	1.6			13.600
4	Will Hauke	5.2	8.800	1.2	1.2			14.000
5	David Pochinka	5.5	9.100	0.8	1.0			14.600
6								

PB Score: **63.200** Running Score: **325.100** PB Score: **67.950** Running Score: **333.500**

#	Name	Diff.	Exec.	E1	E2	ND	SB	Score
1	Khalen Curry	3.5	6.500	3.5	3.5			10.000
2	Seth Ornelas	3.7	8.650	1.3	1.4	0.1		12.450
3	Tyler Shimizu	4.3	8.350	1.6	1.7	0.1		12.750
4	Noah Newfeld	4.4	8.650	1.3	1.4	0.1		13.150
5	Theodor Roald Gadderud	4.1	8.700	1.3	1.3			12.800
6								

#	Name	Diff.	Exec.	E1	E2	ND	SB	Score
1	Evan Manivong	4.6	8.500	1.4	1.6		0.1	13.200
2	Amari Sewell	4.5	8.000	2.0	2.0			12.500
3	Kyle Mayotte	4.4	8.900	1.2	1.0		0.1	13.400
4	Ryan Vanichtheeranont	4.5	8.900	1.1	1.1			13.400
5	David Pochinka	4.8	8.600	1.3	1.5			13.400
6								

HB Score: **61.150** Running Score: **386.250** HB Score: **65.900** Running Score: **399.400**

Final Score: **386.250**

Final Score: **399.400**

#	Score
FX	
PH	
SR	
VT	
PB	
HB	
AA	

#	Score
FX	
PH	
SR	
VT	
PB	
HB	
AA	

Signatures:

FX: [Signature] PH: [Signature] SR: [Signature]

VT: [Signature] PB: [Signature] HB: [Signature]

FX: _____ PH: _____ SR: _____

VT: _____ PB: _____ HB: _____

Coach: [Signature]
Head Coach Home - University of California, Berkeley

Coach: [Signature]
Head Coach Visitor - University of Illinois, Urbana-Champaign

NCAA Mens's Gymnastics Score Sheet

Home: Stanford University

Visitor: University of California, Berkeley

Date: 3/04/2023

Location: Burnham Pavilion, Stanford, CA

Attendance: _____

#	Name	Diff.	Exec.	E1	E2	ND	SB	Score
1	Zach Martin	5.3	8.250	1.8	1.7			13.550
2	Ian Lasic-Ellis	5.7	7.650	2.5	2.2	0.3		13.050
3	Asher Hong	6.0	8.150	1.9	1.8			14.150
4	Jeremy Bischoff	5.7	8.650	1.3	1.4			14.350
5	Nick Kuebler	5.7	8.400	1.6	1.6			14.100
6								

#	Name	Diff.	Exec.	E1	E2	ND	SB	Score
1	David Rauchwerger	4.7	8.200	1.8	1.8			12.900
2	Tyler Shimizu	5.0	8.550	1.4	1.5			13.550
3	Harrison Gregory	4.4	8.350	1.7	1.6			12.750
4	Khalen Curry	4.6	8.800	1.1	1.3			13.400
5	Theodor Roald Gadderud	5.6	8.000	1.9	2.1			13.600
6								

FX Score: 69.200 **Running Score:** 69.200 **FX Score:** 66.200 **Running Score:** 66.200

#	Name	Diff.	Exec.	E1	E2	ND	SB	Score
1	Brody Malone	5.5	7.750	2.2	2.3			13.250
2	Luke McFarland	5.2	8.450	1.6	1.5			13.650
3	Asher Hong	5.4	6.550	3.5	3.4			11.950
4	Ian Lasic-Ellis	5.6	8.100	1.8	2.0			13.700
5	Khoi Young	6.4	8.250	1.7	1.8			14.650
6	Ian Gunther	5.5	6.900	3.2	3.0			12.400

#	Name	Diff.	Exec.	E1	E2	ND	SB	Score
1	Tyler Shimizu	5.3	6.350	3.8	3.5			11.650
2	Noah Sano	5.4	7.900	2.0	2.2			13.300
3	Noah Newfeld	5.5	7.700	2.2	2.4			13.200
4	Aidan Li	5.6	8.400	1.7	1.5			14.000
5	Will Lavanakul	5.6	7.900	2.3	1.9			13.500
6								

PH Score: 67.200 **Running Score:** 136.400 **PH Score:** 65.650 **Running Score:** 131.850

#	Name	Diff.	Exec.	E1	E2	ND	SB	Score
1	Mark Berlaga	5.7	8.750	1.3	1.2	0.1		14.550
2	Asher Hong	5.9	8.500	1.6	1.4			14.400
3	Brandon Briones	5.8	8.000	2.1	1.9			13.800
4	Brody Malone	5.6	9.000	0.9	1.1			14.600
5	Ian Gunther	5.3	8.250	1.8	1.7		0.1	13.650
6								

#	Name	Diff.	Exec.	E1	E2	ND	SB	Score
1	Tyler Shimizu	4.3	7.650	2.5	2.2			11.950
2	Jelani Sweet	4.3	7.700	2.2	2.4			12.000
3	Noah Newfeld	4.9	7.950	2.1	2.0			12.850
4	Noah Sano	4.7	7.550	2.3	2.6			12.250
5	Chris Scales	4.3	7.350	2.6	2.7			11.650
6								

SR Score: 71.000 **Running Score:** 207.400 **SR Score:** 60.700 **Running Score:** 192.550

#	Name	Diff.	Exec.	E1	E2	ND	SB	Score
1	Asher Hong	5.2	9.050	1.0	0.9	0.1		14.150
2	Brandon Briones	5.2	9.450	0.6	0.5		0.1	14.750
3	Brody Malone	5.2	9.450	0.6	0.5			14.650
4	Khoi Young	4.4	8.050	2.0	1.9			12.450
5	Zach Martin	5.2	8.850	1.1	1.2	0.1		13.950
6								

#	Name	Diff.	Exec.	E1	E2	ND	SB	Score
1	David Rauchwerger	4.8	9.050	1.0	0.9			13.850
2	Jelani Sweet	4.8	9.250	0.8	0.7			14.050
3	Khalen Curry	4.8	7.750	2.2	2.3	0.1		12.450
4	Theodor Roald Gadderud	4.8	9.350	0.7	0.6			14.150
5	Jasper Smith-Gordon	5.6	9.250	0.8	0.7			14.850
6								

VT Score: 69.950 **Running Score:** 277.350 **VT Score:** 69.350 **Running Score:** 261.900

#	Name	Diff.	Exec.	E1	E2	ND	SB	Score
1	JR Chou	6.0	7.900	2.0	2.2			13.900
2	Ian Lasic-Ellis	6.0	8.000	2.2	1.8			14.000
3	Brody Malone	5.9	8.200	1.9	1.7			14.100
4	Asher Hong	6.0	7.500	2.6	2.4			13.500
5	Jeremy Bischoff	5.7	8.500	1.5	1.5		0.1	14.300
6								

#	Name	Diff.	Exec.	E1	E2	ND	SB	Score
1	Chris Scales	4.7	8.150	2.0	1.7			12.850
2	Sean Shimizu	4.4	7.650	2.3	2.4			12.050
3	Tyler Shimizu	4.4	7.200	2.8	2.8			11.600
4	Noah Sano	5.1	8.600	1.5	1.3		0.1	13.800
5	Theodor Roald Gadderud	5.3	7.600	2.4	2.4			12.900
6								

PB Score: 69.800 **Running Score:** 347.150 **PB Score:** 63.200 **Running Score:** 325.100

#	Name	Diff.	Exec.	E1	E2	ND	SB	Score
1	Brandon Briones	5.5	7.150	3.0	2.7		0.1	12.750
2	Brandon Nguyen	5.5	5.900	4.2	4.0		0.1	11.500
3	Ian Lasic-Ellis	5.7	7.700	2.5	2.1		0.1	13.500
4	JR Chou	4.8	7.700	2.2	2.4			12.500
5	Brody Malone	5.0	7.800	2.1	2.3			12.800
6	Nick Kuebler	4.6	9.000	1.1	0.9			13.600

#	Name	Diff.	Exec.	E1	E2	ND	SB	Score
1	Khalen Curry	3.5	6.500	3.5	3.5			10.000
2	Seth Ornelas	3.7	8.650	1.3	1.4		0.1	12.450
3	Tyler Shimizu	4.3	8.350	1.6	1.7		0.1	12.750
4	Noah Newfeld	4.4	8.650	1.3	1.4		0.1	13.150
5	Theodor Roald Gadderud	4.1	8.700	1.3	1.3			12.800
6								

HB Score: 63.050 **Running Score:** 410.200 **HB Score:** 61.150 **Running Score:** 386.250

Final Score: 410.200

Final Score: 386.250

#	Name	Diff.	Exec.	E1	E2	ND	SB	Score
FX								
PH								
SR								
VT								
PB								
HB								
AA								

#	Name	Diff.	Exec.	E1	E2	ND	SB	Score
FX								
PH								
SR								
VT								
PB								
HB								
AA								

Signatures:

* Head Judge

FX: [Signature] PH: [Signature] SR: [Signature]

VT: [Signature] PB: [Signature] HB: [Signature]

FX: _____ PH: _____ SR: _____

VT: _____ PB: _____ HB: _____

Coach: [Signature]

Coach: [Signature]

Head Coach Home - Stanford University

Head Coach Visitor - University of California, Berkeley

NCAA Mens's Gymnastics Score Sheet

Home: Stanford University

Visitor: University of Illinois, Urbana-Champaign

Date: 3/04/2023

Location: Burnham Pavilion, Stanford, CA

Attendance: _____

#	Name	Diff.	Exec.	E1	E2	ND	SB	Score
1	Zach Martin	5.3	8.250	1.8	1.7			13.550
2	Ian Lasic-Ellis	5.7	7.650	2.5	2.2	0.3		13.050
3	Asher Hong	6.0	8.150	1.9	1.8			14.150
4	Jeremy Bischoff	5.7	8.650	1.3	1.4			14.350
5	Nick Kuebler	5.7	8.400	1.6	1.6			14.100
6								

#	Name	Diff.	Exec.	E1	E2	ND	SB	Score
1	Evan Manivong	4.9	8.100	1.8	2.0			13.000
2	Will Hauke	5.3	8.500	1.4	1.6			13.800
3	Amari Sewell	5.2	8.550	1.4	1.5			13.750
4	Yan Inhaber-Courchesne	4.8	7.050	3.0	2.9	0.3		11.550
5	Connor McCool	5.9	8.500	1.5	1.5		0.1	14.500
6								

FX Score: 69.200

Running Score: 69.200

FX Score: 66.600

Running Score: 66.600

#	Name	Diff.	Exec.	E1	E2	ND	SB	Score
1	Brody Malone	5.5	7.750	2.2	2.3			13.250
2	Luke McFarland	5.2	8.450	1.6	1.5			13.650
3	Asher Hong	5.4	6.550	3.5	3.4			11.950
4	Ian Lasic-Ellis	5.6	8.100	1.8	2.0			13.700
5	Khoi Young	6.4	8.250	1.7	1.8			14.650
6	Ian Gunther	5.5	6.900	3.2	3.0			12.400

#	Name	Diff.	Exec.	E1	E2	ND	SB	Score
1	Connor Micklos	4.6	7.100	3.0	2.8			11.700
2	Sebastian Ingersoll	5.3	7.150	2.9	2.8			12.450
3	David Pochinka	4.8	7.850	2.1	2.2			12.650
4	Will Hauke	5.2	7.450	2.5	2.6			12.650
5	Ian Skirkey	6.1	8.350	1.7	1.6			14.450
6								

PH Score: 67.200

Running Score: 136.400

PH Score: 63.900

Running Score: 130.500

#	Name	Diff.	Exec.	E1	E2	ND	SB	Score
1	Mark Berlaga	5.7	8.750	1.3	1.2	0.1	1.4	14.550
2	Asher Hong	5.9	8.500	1.6	1.4			14.400
3	Brandon Briones	5.8	8.000	2.1	1.9			13.800
4	Brody Malone	5.6	9.000	0.9	1.1			14.600
5	Ian Gunther	5.3	8.250	1.8	1.7		0.1	13.650
6								

#	Name	Diff.	Exec.	E1	E2	ND	SB	Score
1	Kyle Mayotte	4.5	8.200	1.9	1.7			12.700
2	Ryan Vanichtheeranont	4.5	7.200	2.9	2.7			11.700
3	Yan Inhaber-Courchesne	3.9	8.150	1.9	1.8	0.1	1.2	12.150
4	Ethan Boder	4.3	9.250	0.8	0.7		0.1	13.650
5	Ashton Anaya	5.9	7.200	2.7	2.9			13.100
6								

SR Score: 71.000

Running Score: 207.400

SR Score: 63.300

Running Score: 193.800

#	Name	Diff.	Exec.	E1	E2	ND	SB	Score
1	Asher Hong	5.2	9.050	1.0	0.9	0.1		14.150
2	Brandon Briones	5.2	9.450	0.6	0.5	0.1	1.4	15.550
3	Brody Malone	5.2	9.450	0.6	0.5			14.650
4	Khoi Young	4.4	8.050	2.0	1.9			12.450
5	Zach Martin	5.2	8.850	1.1	1.2	0.1		13.950
6								

#	Name	Diff.	Exec.	E1	E2	ND	SB	Score
1	Connor McCool	5.2	8.950	1.1	1.2			14.050
2	Evan Manivong	5.2	9.550	0.5	0.4			14.750
3	Michael Fletcher	5.2	9.500	0.6	0.5	0.1	0.1	14.700
4	Will Hauke	4.4	9.400	0.6	0.6			13.800
5	Amari Sewell	5.2	9.250	0.8	0.7			14.450
6								

VT Score: 69.950

Running Score: 277.350

VT Score: 71.750

Running Score: 265.550

#	Name	Diff.	Exec.	E1	E2	ND	SB	Score
1	JR Chou	6.0	7.900	2.0	2.2			13.900
2	Ian Lasic-Ellis	6.0	8.000	2.2	1.8			14.000
3	Brody Malone	5.9	8.200	1.9	1.7			14.100
4	Asher Hong	6.0	7.500	2.6	2.4			13.500
5	Jeremy Bischoff	5.7	8.500	1.5	1.5		0.1	14.300
6								

#	Name	Diff.	Exec.	E1	E2	ND	SB	Score
1	Kyle Mayotte	4.2	8.650	1.3	1.4			12.850
2	Connor Micklos	4.6	8.300	1.7	1.7			12.900
3	Michael Fletcher	5.3	8.300	1.8	1.6			13.600
4	Will Hauke	5.2	8.800	1.2	1.2			14.000
5	David Pochinka	5.5	9.100	0.8	1.0			14.600
6								

PB Score: 69.800

Running Score: 347.150

PB Score: 67.950

Running Score: 333.500

#	Name	Diff.	Exec.	E1	E2	ND	SB	Score
1	Brandon Briones	5.5	7.150	3.0	2.7	0.1	1.2	12.750
2	Brandon Nguyen	5.5	5.900	4.2	4.0	0.1	1.1	11.500
3	Ian Lasic-Ellis	5.7	7.700	2.5	2.1	0.1	1.3	13.500
4	JR Chou	4.8	7.700	2.2	2.4			12.500
5	Brody Malone	5.0	7.800	2.1	2.3			12.800
6	Nick Kuebler	4.6	9.000	1.1	0.9			13.600

#	Name	Diff.	Exec.	E1	E2	ND	SB	Score
1	Evan Manivong	4.6	8.500	1.4	1.6		0.1	13.200
2	Amari Sewell	4.5	8.000	2.0	2.0			12.500
3	Kyle Mayotte	4.4	8.900	1.2	1.0		0.1	13.400
4	Ryan Vanichtheeranont	4.5	8.900	1.1	1.1			13.400
5	David Pochinka	4.8	8.600	1.3	1.5			13.400
6								

HB Score: 63.050

Running Score: 410.200

HB Score: 65.900

Running Score: 399.400

Final Score:

410.200

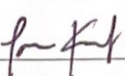
Final Score:


399.400

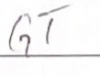
#	Name	Diff.	Exec.	E1	E2	ND	SB	Score
FX								
PH								
SR								
VT								
PB								
HB								
AA								


#	Name	Diff.	Exec.	E1	E2	ND	SB	Score
FX								
PH								
SR								
VT								
PB								
HB								
AA								


Signatures:


FX: 

PH: 

SR: 

VT: 

PB: 

HB: 

FX: _____

PH: _____

SR: _____

VT: _____

PB: _____

HB: _____

Coach: 
Head Coach Home - Stanford University

Coach: 
Head Coach Visitor - University of Illinois, Urbana-Champaign