

# Stanford/W&M Vs. OU







## Team Results

Feb 11, 2023

Page: 1  
Printed: 2/11/2023 8:18 PM

Men / 10

Session: 1

| Rank | Gym            | Team | Score   |  |  |  |  |  |  |
|------|----------------|------|---------|---|--|---|---|---|---|
| 1    | Oklahoma       | X    | 418.900 | 70.700<br>1   | 71.250<br>1  | 67.750<br>2   | 71.850<br>2   | 68.900<br>2   | 68.450<br>1   |
| 2    | Stanford       | X    | 413.800 | 68.500<br>2   | 67.100<br>2  | 70.000<br>1   | 72.350<br>1   | 69.750<br>1   | 66.100<br>2   |
| 3    | William & Mary | X    | 380.750 | 65.650<br>3   | 61.100<br>3  | 60.950<br>3   | 68.100<br>3   | 63.250<br>3   | 61.700<br>3   |

# NCAA Gymnastics Score Sheet

Teams: Home \*University of Oklahoma

Visitor Stanford University

Date Feb 11, 2023

Place University Of Oklahoma Gymnastics

Attendance 0

| Name                | D   | 1   | 2   | 3   | 4 | 5 | nd   | AVE    |
|---------------------|-----|-----|-----|-----|---|---|------|--------|
| 1 Fuzzy Benas       | 101 | 5.4 | 7.3 | 7.3 |   |   | -0.1 | 12.600 |
| 2 Vitaliy Guimaraes | 111 | 5.7 | 8.8 | 8.7 |   |   | -0.1 | 14.350 |
| 3 Jack Freeman      | 106 | 5.4 | 9.1 | 9.3 |   |   |      | 14.600 |
| 4 Emre Dodanli      | 105 | 5.7 | 8.6 | 8.5 |   |   |      | 14.250 |
| 5 Spencer Goodell   | 109 | 5.8 | 9.1 | 9.1 |   |   |      | 14.900 |

| Name              | D   | 1   | 2   | 3   | 4 | 5 | nd | AVE    |
|-------------------|-----|-----|-----|-----|---|---|----|--------|
| 1 Jeremy Bischoff | 219 | 5.7 | 7.8 | 7.5 |   |   |    | 13.350 |
| 2 Ian Gunther     | 214 | 5.1 | 8.1 | 8.0 |   |   |    | 13.150 |
| 3 Asher Hong      | 213 | 6.0 | 8.7 | 8.7 |   |   |    | 14.700 |
| 4 Ian Lasic-Ellis | 209 | 5.6 | 7.5 | 7.5 |   |   |    | 13.100 |
| 5 Nick Kuebler    | 211 | 5.7 | 8.6 | 8.4 |   |   |    | 14.200 |

Floor Score: 70.700 Running Score: 70.700

Floor Score: 68.500 Running Score: 68.500

| Name              | D   | 1   | 2   | 3   | 4 | 5 | nd | AVE    |
|-------------------|-----|-----|-----|-----|---|---|----|--------|
| 1 Ray del Gamboa  | 108 | 5.3 | 8.5 | 8.5 |   |   |    | 13.800 |
| 2 Mac Seyler      | 117 | 5.3 | 8.6 | 8.5 |   |   |    | 13.850 |
| 3 Braden Collier  | 104 | 5.1 | 8.6 | 8.8 |   |   |    | 13.800 |
| 4 Zach Nunez      | 114 | 5.4 | 9.3 | 9.3 |   |   |    | 14.700 |
| 5 Ignacio Yockers | 120 | 6.4 | 8.6 | 8.8 |   |   |    | 15.100 |

| Name              | D   | 1   | 2   | 3   | 4 | 5 | nd | AVE    |
|-------------------|-----|-----|-----|-----|---|---|----|--------|
| 1 Asher Hong      | 213 | 6.0 | 7.7 | 7.3 |   |   |    | 13.500 |
| 2 Arun Chhetri    | 216 | 5.2 | 8.5 | 8.3 |   |   |    | 13.600 |
| 3 Ian Gunther     | 214 | 5.9 | 8.0 | 7.8 |   |   |    | 13.800 |
| 4 Jeremy Bischoff | 219 | 5.0 | 6.9 | 6.7 |   |   |    | 11.800 |
| 5 Ian Lasic-Ellis | 209 | 5.6 | 8.8 | 8.8 |   |   |    | 14.400 |

Pommel Score: 71.250 Running Score: 141.950

Pommel Score: 67.100 Running Score: 135.600

| Name                | D   | 1   | 2   | 3   | 4 | 5 | nd | AVE    |
|---------------------|-----|-----|-----|-----|---|---|----|--------|
| 1 Vitaliy Guimaraes | 111 | 4.7 | 8.7 | 8.7 |   |   |    | 13.400 |
| 2 Zach Nunez        | 114 | 4.5 | 8.4 | 8.5 |   |   |    | 12.950 |
| 3 Spencer Goodell   | 109 | 4.9 | 9.1 | 9.3 |   |   |    | 14.100 |
| 4 Morgan Seyler     | 116 | 4.8 | 9.0 | 9.2 |   |   |    | 13.900 |
| 5 Alan Camillus     | 102 | 5.1 | 8.2 | 8.4 |   |   |    | 13.400 |

| Name              | D   | 1   | 2   | 3   | 4 | 5 | nd | AVE    |
|-------------------|-----|-----|-----|-----|---|---|----|--------|
| 1 Nick Kuebler    | 211 | 5.3 | 9.1 | 8.9 |   |   |    | 14.300 |
| 2 Asher Hong      | 213 | 5.9 | 7.9 | 8.1 |   |   |    | 13.900 |
| 3 Ian Gunther     | 214 | 5.5 | 8.8 | 8.6 |   |   |    | 14.200 |
| 4 Brandon Briones | 218 | 5.9 | 8.1 | 8.1 |   |   |    | 14.000 |
| 5 Mark Berlaga    | 220 | 5.7 | 7.9 | 7.9 |   |   |    | 13.600 |

Rings Score: 67.750 Running Score: 209.700

Rings Score: 70.000 Running Score: 205.600

| Name                | D   | 1   | 2   | 3   | 4 | 5 | nd   | AVE    |
|---------------------|-----|-----|-----|-----|---|---|------|--------|
| 1 Morgan Seyler     | 116 | 4.8 | 9.4 | 9.2 |   |   |      | 14.100 |
| 2 Zach Nunez        | 114 | 5.2 | 9.4 | 9.4 |   |   | -0.1 | 14.500 |
| 3 Vitaliy Guimaraes | 111 | 5.2 | 8.5 | 8.5 |   |   |      | 13.700 |
| 4 Emre Dodanli      | 105 | 5.2 | 9.5 | 9.5 |   |   |      | 14.700 |
| 5 Daniel Simmons    | 118 | 5.3 | 9.6 | 9.5 |   |   |      | 14.850 |

| Name              | D   | 1   | 2   | 3   | 4 | 5 | nd | AVE    |
|-------------------|-----|-----|-----|-----|---|---|----|--------|
| 1 Jeremy Bischoff | 219 | 4.9 | 9.4 | 9.3 |   |   |    | 14.250 |
| 2 Ian Gunther     | 214 | 4.8 | 9.4 | 9.2 |   |   |    | 14.100 |
| 3 Brandon Nguyen  | 204 | 4.8 | 9.4 | 9.3 |   |   |    | 14.150 |
| 4 Brandon Briones | 218 | 5.2 | 9.5 | 9.5 |   |   |    | 14.700 |
| 5 Asher Hong      | 213 | 6.0 | 9.1 | 9.2 |   |   |    | 15.150 |

Vault Score: 71.850 Running Score: 281.550

Vault Score: 72.350 Running Score: 277.950

| Name                | D   | 1   | 2   | 3   | 4 | 5 | nd | AVE    |
|---------------------|-----|-----|-----|-----|---|---|----|--------|
| 1 Emre Dodanli      | 105 | 5.1 | 8.6 | 8.4 |   |   |    | 13.600 |
| 2 Zach Nunez        | 114 | 5.2 | 8.8 | 8.6 |   |   |    | 13.900 |
| 3 Ray del Gamboa    | 108 | 5.0 | 9.0 | 9.0 |   |   |    | 14.000 |
| 4 Vitaliy Guimaraes | 111 | 4.6 | 9.0 | 8.9 |   |   |    | 13.550 |
| 5 Spencer Goodell   | 109 | 5.4 | 8.5 | 8.4 |   |   |    | 13.850 |

| Name              | D   | 1   | 2   | 3   | 4 | 5 | nd | AVE    |
|-------------------|-----|-----|-----|-----|---|---|----|--------|
| 1 J.R. Chou       | 215 | 5.3 | 7.7 | 7.8 |   |   |    | 13.050 |
| 2 Ian Gunther     | 214 | 5.6 | 8.0 | 8.2 |   |   |    | 13.700 |
| 3 Asher Hong      | 213 | 6.0 | 8.7 | 8.6 |   |   |    | 14.650 |
| 4 Ian Lasic-Ellis | 209 | 6.1 | 8.5 | 8.5 |   |   |    | 14.600 |
| 5 Jeremy Bischoff | 219 | 5.2 | 8.5 | 8.6 |   |   |    | 13.750 |

P. Bar Score: 68.900 Running Score: 350.450

P. Bar Score: 69.750 Running Score: 347.700

| Name                  | D   | 1   | 2   | 3   | 4 | 5 | nd | AVE    |
|-----------------------|-----|-----|-----|-----|---|---|----|--------|
| 1 Zach Nunez          | 114 | 4.7 | 8.9 | 8.7 |   |   |    | 13.500 |
| 2 Emre Dodanli        | 105 | 5.4 | 8.4 | 8.2 |   |   |    | 13.700 |
| 3 Morgan Seyler       | 116 | 4.8 | 9.0 | 8.7 |   |   |    | 13.650 |
| 4 Kelton Christiansen | 103 | 5.1 | 9.0 | 8.8 |   |   |    | 14.000 |
| 5 Jack Freeman        | 106 | 5.2 | 8.6 | 8.2 |   |   |    | 13.600 |

| Name              | D   | 1   | 2   | 3   | 4 | 5 | nd | AVE    |
|-------------------|-----|-----|-----|-----|---|---|----|--------|
| 1 Brandon Briones | 218 | 5.2 | 7.3 | 6.7 |   |   |    | 12.200 |
| 2 Asher Hong      | 213 | 5.4 | 8.2 | 8.4 |   |   |    | 13.700 |
| 3 Brandon Nguyen  | 204 | 5.2 | 8.8 | 8.7 |   |   |    | 13.950 |
| 4 Ian Gunther     | 214 | 4.8 | 8.2 | 7.9 |   |   |    | 12.850 |
| 5 Ian Lasic-Ellis | 209 | 5.7 | 7.7 | 7.7 |   |   |    | 13.400 |

H. Bar Score: 68.450 Running Score: 418.900

H. Bar Score: 66.100 Running Score: 413.800

Final Team Score: 418.900

Final Team Score: 413.800

### All-Arounders

|    | Name  | Score  |
|----|-------|--------|
| FX | Nunez | 14.000 |
| PH |       | 14.700 |
| SR |       | 12.950 |
| VT |       | 14.500 |
| PB |       | 13.900 |
| HB |       | 13.500 |
| AA |       | 83.550 |

### All-Arounders

|    | Name    | Score  |
|----|---------|--------|
| FX | Hong    | 14.700 |
| PH | Gunther | 13.150 |
| SR |         | 13.500 |
| VT |         | 13.900 |
| PB |         | 15.150 |
| HB |         | 14.650 |
| AA |         | 13.700 |
|    |         | 13.700 |
|    |         | 12.850 |
|    |         | 85.600 |
|    |         | 81.800 |

Judge's Signatures \* FX Robert Cass (FIG) \* PH Kevin Muenz \* SR Cameron Sweny (FIG) \* VT Brian Cooper \* PB Eric Briley (FIG) \* HB Brian Richmond

\* Head Judge Daniel Furney (N), Dean Mathews (FIG) Eric Briley (FIG), Brian Richmond Brian Cooper, Sean Sims (N) Robert Cass (FIG), Dean Mathews (FIG) Sean Sims (N), Kevin Muenz Daniel Furney (N), Cameron Sweny (FIG)

Coach's Signature \_\_\_\_\_ Coach's Signature \_\_\_\_\_

# NCAA Gymnastics Score Sheet

Teams: Home William & Mary Visitor \_\_\_\_\_

Date Feb 11, 2023 Place University Of Oklahoma Gymnastics Attendance 0

| Name  |                   | D   | 1   | 2   | 3   | 4 | 5 | nd | AVE    | Name |  | D | 1 | 2 | 3 | 4 | 5 | nd | AVE |  |
|-------|-------------------|-----|-----|-----|-----|---|---|----|--------|------|--|---|---|---|---|---|---|----|-----|--|
| FLOOR | 1 Evan Sikra      | 314 | 4.7 | 8.3 | 8.2 |   |   |    | 12.950 |      |  |   |   |   |   |   |   |    |     |  |
|       | 2 Malcolm Baytop  | 301 | 4.4 | 8.7 | 8.5 |   |   |    | 13.000 |      |  |   |   |   |   |   |   |    |     |  |
|       | 3 Trenton Peazant | 312 | 4.9 | 8.5 | 8.4 |   |   |    | 13.350 |      |  |   |   |   |   |   |   |    |     |  |
|       | 4 Mark Fu         | 304 | 4.7 | 8.3 | 8.4 |   |   |    | 13.050 |      |  |   |   |   |   |   |   |    |     |  |
|       | 5 Will Harrington | 305 | 4.7 | 8.7 | 8.5 |   |   |    | 13.300 |      |  |   |   |   |   |   |   |    |     |  |

Floor Score: **65.650** Running Score: **65.650** Floor Score: **0.000** Running Score: **0.000**

|        |                   |     |     |     |     |  |  |  |        |  |  |  |  |  |  |  |  |  |  |  |
|--------|-------------------|-----|-----|-----|-----|--|--|--|--------|--|--|--|--|--|--|--|--|--|--|--|
| Pommel | 1 Aidan Cuy       | 303 | 3.7 | 8.0 | 8.4 |  |  |  | 11.900 |  |  |  |  |  |  |  |  |  |  |  |
|        | 2 Malcolm Baytop  | 301 | 3.6 | 8.0 | 8.2 |  |  |  | 11.700 |  |  |  |  |  |  |  |  |  |  |  |
|        | 3 Sam Smith       | 315 | 4.3 | 8.4 | 8.0 |  |  |  | 12.500 |  |  |  |  |  |  |  |  |  |  |  |
|        | 4 Ricky Pizem     | 313 | 3.9 | 8.5 | 8.8 |  |  |  | 12.550 |  |  |  |  |  |  |  |  |  |  |  |
|        | 5 Christian Marsh | 310 | 4.3 | 8.1 | 8.2 |  |  |  | 12.450 |  |  |  |  |  |  |  |  |  |  |  |

Pommel Score: **61.100** Running Score: **126.750** Pommel Score: **0.000** Running Score: **0.000**

|       |                   |     |     |     |     |  |  |  |        |  |  |  |  |  |  |  |  |  |  |  |
|-------|-------------------|-----|-----|-----|-----|--|--|--|--------|--|--|--|--|--|--|--|--|--|--|--|
| Rings | 1 Zachary Patrick | 311 | 4.2 | 8.0 | 8.2 |  |  |  | 12.300 |  |  |  |  |  |  |  |  |  |  |  |
|       | 2 Evan Sikra      | 314 | 4.1 | 6.7 | 6.7 |  |  |  | 10.800 |  |  |  |  |  |  |  |  |  |  |  |
|       | 3 Mark Fu         | 304 | 4.1 | 8.2 | 8.4 |  |  |  | 12.400 |  |  |  |  |  |  |  |  |  |  |  |
|       | 4 Alek Kuzmenchuk | 308 | 4.1 | 7.7 | 8.1 |  |  |  | 12.000 |  |  |  |  |  |  |  |  |  |  |  |
|       | 5 Christian Marsh | 310 | 4.5 | 9.0 | 8.9 |  |  |  | 13.450 |  |  |  |  |  |  |  |  |  |  |  |

Rings Score: **60.950** Running Score: **187.700** Rings Score: **0.000** Running Score: **0.000**

|       |                   |     |     |     |     |  |  |  |      |        |  |  |  |  |  |  |  |  |  |  |
|-------|-------------------|-----|-----|-----|-----|--|--|--|------|--------|--|--|--|--|--|--|--|--|--|--|
| Vault | 1 Zachary Patrick | 311 | 4.4 | 9.0 | 9.2 |  |  |  | -0.1 | 13.400 |  |  |  |  |  |  |  |  |  |  |
|       | 2 Evan Sikra      | 314 | 4.4 | 9.1 | 9.1 |  |  |  | -0.3 | 13.200 |  |  |  |  |  |  |  |  |  |  |
|       | 3 Mark Fu         | 304 | 4.8 | 9.2 | 9.1 |  |  |  |      | 13.950 |  |  |  |  |  |  |  |  |  |  |
|       | 4 Ricky Pizem     | 313 | 4.8 | 9.2 | 9.1 |  |  |  | -0.1 | 13.850 |  |  |  |  |  |  |  |  |  |  |
|       | 5 Aidan Cuy       | 303 | 4.8 | 8.9 | 8.9 |  |  |  |      | 13.700 |  |  |  |  |  |  |  |  |  |  |

Vault Score: **68.100** Running Score: **255.800** Vault Score: **0.000** Running Score: **0.000**

|       |                   |     |     |     |     |  |  |  |  |        |  |  |  |  |  |  |  |  |  |  |
|-------|-------------------|-----|-----|-----|-----|--|--|--|--|--------|--|--|--|--|--|--|--|--|--|--|
| P Bar | 1 Will Harrington | 305 | 4.2 | 7.2 | 7.2 |  |  |  |  | 11.400 |  |  |  |  |  |  |  |  |  |  |
|       | 2 Zachary Patrick | 311 | 4.1 | 8.4 | 8.6 |  |  |  |  | 12.600 |  |  |  |  |  |  |  |  |  |  |
|       | 3 Aidan Cuy       | 303 | 4.9 | 8.9 | 8.8 |  |  |  |  | 13.750 |  |  |  |  |  |  |  |  |  |  |
|       | 4 Mark Fu         | 304 | 4.3 | 8.2 | 8.4 |  |  |  |  | 12.600 |  |  |  |  |  |  |  |  |  |  |
|       | 5 Christian Marsh | 310 | 4.3 | 8.5 | 8.7 |  |  |  |  | 12.900 |  |  |  |  |  |  |  |  |  |  |

P. Bar Score: **63.250** Running Score: **319.050** P. Bar Score: **0.000** Running Score: **0.000**

|       |                   |     |     |     |     |  |  |  |  |        |  |  |  |  |  |  |  |  |  |  |
|-------|-------------------|-----|-----|-----|-----|--|--|--|--|--------|--|--|--|--|--|--|--|--|--|--|
| H Bar | 1 Aidan Cuy       | 303 | 4.0 | 7.8 | 7.4 |  |  |  |  | 11.600 |  |  |  |  |  |  |  |  |  |  |
|       | 2 Alek Kuzmenchuk | 308 | 3.9 | 8.6 | 8.3 |  |  |  |  | 12.350 |  |  |  |  |  |  |  |  |  |  |
|       | 3 Evan Sikra      | 314 | 4.2 | 8.6 | 8.4 |  |  |  |  | 12.700 |  |  |  |  |  |  |  |  |  |  |
|       | 4 Mark Fu         | 304 | 4.4 | 8.0 | 7.9 |  |  |  |  | 12.350 |  |  |  |  |  |  |  |  |  |  |
|       | 5 Ricky Pizem     | 313 | 4.3 | 8.6 | 8.2 |  |  |  |  | 12.700 |  |  |  |  |  |  |  |  |  |  |

H. Bar Score: **61.700** Running Score: **380.750** H. Bar Score: **0.000** Running Score: **0.000**

Final Team Score: 380.750

Final Team Score: 0.000

### All-Arounders

### All-Arounders

|    |        |  |  |  |  |  |  |  |  |  |  |  |  |  |  |  |  |  |  |  |
|----|--------|--|--|--|--|--|--|--|--|--|--|--|--|--|--|--|--|--|--|--|
|    | Fu     |  |  |  |  |  |  |  |  |  |  |  |  |  |  |  |  |  |  |  |
| FX | 13.050 |  |  |  |  |  |  |  |  |  |  |  |  |  |  |  |  |  |  |  |
| PH | 10.900 |  |  |  |  |  |  |  |  |  |  |  |  |  |  |  |  |  |  |  |
| SR | 12.400 |  |  |  |  |  |  |  |  |  |  |  |  |  |  |  |  |  |  |  |
| VT | 13.950 |  |  |  |  |  |  |  |  |  |  |  |  |  |  |  |  |  |  |  |
| PB | 12.600 |  |  |  |  |  |  |  |  |  |  |  |  |  |  |  |  |  |  |  |
| HB | 12.350 |  |  |  |  |  |  |  |  |  |  |  |  |  |  |  |  |  |  |  |
| AA | 75.250 |  |  |  |  |  |  |  |  |  |  |  |  |  |  |  |  |  |  |  |

Judge's Signatures \* FX Robert Cass (FIG) \* PH Kevin Muenz \* SR Cameron Sweny (FIG) \* VT Brian Cooper \* PB Eric Briley (FIG) \* HB Brian Richmond

\* Head Judge Daniel Furney (N), Dean Mathews (FIG) Eric Briley (FIG), Brian Richmond Brian Cooper, Sean Sims (N) Robert Cass (FIG), Dean Mathews (FIG) Sean Sims (N), Kevin Muenz Daniel Furney (N), Cameron Sweny (FIG)

Coach's Signature \_\_\_\_\_ Coach's Signature \_\_\_\_\_

# Stanford/W&M Vs. OU







## Event Results - AA

Feb 11, 2023

Page: 1  
Printed: 2/11/2023 8:18 PM

Men / 10

Session: 1

| Rank | Num | Name        | Gym            |  |  |  |  |  |  | AA     |
|------|-----|-------------|----------------|---|---|---|---|---|---|--------|
| 1    | 213 | Asher Hong  | Stanford       | 14.700  | 13.500  | 13.900  | 15.150  | 14.650  | 13.700  | 85.600 |
| 2    | 114 | Zach Nunez  | Oklahoma       | 14.000  | 14.700  | 12.950  | 14.500  | 13.900  | 13.500  | 83.550 |
| 3    | 214 | Ian Gunther | Stanford       | 13.150  | 13.800  | 14.200  | 14.100  | 13.700  | 12.850  | 81.800 |
| 4    | 304 | Mark Fu     | William & Mary | 13.050  | 10.900  | 12.400  | 13.950  | 12.600  | 12.350  | 75.250 |

# Stanford/W&M Vs. OU

## Event Results - Floor

Feb 11, 2023

Page: 1  
Printed: 2/11/2023 8:18 PM

Men / 10

Session: 1



| Rank | Num | Name              | Gym            | Diff  | Exec  | ND   | Score  | Out   |
|------|-----|-------------------|----------------|-------|-------|------|--------|-------|
| 1    | 109 | Spencer Goodell   | Oklahoma       | 5.800 | 9.100 | ..   | 14.900 | 0.000 |
| 2    | 213 | Asher Hong        | Stanford       | 6.000 | 8.700 | ..   | 14.700 | 0.200 |
| 3    | 106 | Jack Freeman      | Oklahoma       | 5.400 | 9.200 | ..   | 14.600 | 0.300 |
| 4    | 111 | Vitaliy Guimaraes | Oklahoma       | 5.700 | 8.750 | -0.1 | 14.350 | 0.550 |
| 5    | 105 | Emre Dodanli      | Oklahoma       | 5.700 | 8.550 | ..   | 14.250 | 0.650 |
| 6    | 211 | Nick Kuebler      | Stanford       | 5.700 | 8.500 | ..   | 14.200 | 0.700 |
| 7    | 114 | Zach Nunez        | Oklahoma       | 5.100 | 8.900 | ..   | 14.000 | 0.900 |
| 8T   | 312 | Trenton Peazant   | William & Mary | 4.900 | 8.450 | ..   | 13.350 | 1.550 |
| 8T   | 219 | Jeremy Bischoff   | Stanford       | 5.700 | 7.650 | ..   | 13.350 | 1.550 |
| 10   | 305 | Will Harrington   | William & Mary | 4.700 | 8.600 | ..   | 13.300 | 1.600 |
| 11   | 214 | Ian Gunther       | Stanford       | 5.100 | 8.050 | ..   | 13.150 | 1.750 |
| 12   | 209 | Ian Lasic-Ellis   | Stanford       | 5.600 | 7.500 | ..   | 13.100 | 1.800 |
| 13   | 304 | Mark Fu           | William & Mary | 4.700 | 8.350 | ..   | 13.050 | 1.850 |
| 14   | 301 | Malcolm Baytop    | William & Mary | 4.400 | 8.600 | ..   | 13.000 | 1.900 |
| 15   | 314 | Evan Sikra        | William & Mary | 4.700 | 8.250 | ..   | 12.950 | 1.950 |
| 16   | 101 | Fuzzy Benas       | Oklahoma       | 5.400 | 7.300 | -0.1 | 12.600 | 2.300 |

# Stanford/W&M Vs. OU

## Event Results - Pommel

Feb 11, 2023

Page: 1  
Printed: 2/11/2023 8:18 PM

Men / 10  
Session: 1



| Rank | Num | Name            | Gym            | Diff  | Exec  | ND | Score  | Out   |
|------|-----|-----------------|----------------|-------|-------|----|--------|-------|
| 1    | 120 | Ignacio Yockers | Oklahoma       | 6.400 | 8.700 | .. | 15.100 | 0.000 |
| 2    | 114 | Zach Nunez      | Oklahoma       | 5.400 | 9.300 | .. | 14.700 | 0.400 |
| 3    | 209 | Ian Lasic-Ellis | Stanford       | 5.600 | 8.800 | .. | 14.400 | 0.700 |
| 4    | 117 | Mac Seyler      | Oklahoma       | 5.300 | 8.550 | .. | 13.850 | 1.250 |
| 5T   | 104 | Braden Collier  | Oklahoma       | 5.100 | 8.700 | .. | 13.800 | 1.300 |
| 5T   | 108 | Raydel Gamboa   | Oklahoma       | 5.300 | 8.500 | .. | 13.800 | 1.300 |
| 5T   | 214 | Ian Gunther     | Stanford       | 5.900 | 7.900 | .. | 13.800 | 1.300 |
| 8    | 216 | Arun Chhetri    | Stanford       | 5.200 | 8.400 | .. | 13.600 | 1.500 |
| 9    | 213 | Asher Hong      | Stanford       | 6.000 | 7.500 | .. | 13.500 | 1.600 |
| 10   | 313 | Ricky Pizem     | William & Mary | 3.900 | 8.650 | .. | 12.550 | 2.550 |
| 11   | 315 | Sam Smith       | William & Mary | 4.300 | 8.200 | .. | 12.500 | 2.600 |
| 12   | 310 | Christian Marsh | William & Mary | 4.300 | 8.150 | .. | 12.450 | 2.650 |
| 13   | 303 | Aidan Cuy       | William & Mary | 3.700 | 8.200 | .. | 11.900 | 3.200 |
| 14   | 219 | Jeremy Bischoff | Stanford       | 5.000 | 6.800 | .. | 11.800 | 3.300 |
| 15   | 301 | Malcolm Baytop  | William & Mary | 3.600 | 8.100 | .. | 11.700 | 3.400 |
| 16   | 304 | Mark Fu         | William & Mary | 3.300 | 7.600 | .. | 10.900 | 4.200 |

# Stanford/W&M Vs. OU

## Event Results - Rings

Feb 11, 2023

Page: 1  
Printed: 2/11/2023 8:18 PM

Men / 10  
Session: 1



| Rank | Num | Name              | Gym            | Diff  | Exec  | ND | Score  | Out   |
|------|-----|-------------------|----------------|-------|-------|----|--------|-------|
| 1    | 211 | Nick Kuebler      | Stanford       | 5.300 | 9.000 | .. | 14.300 | 0.000 |
| 2    | 214 | Ian Gunther       | Stanford       | 5.500 | 8.700 | .. | 14.200 | 0.100 |
| 3    | 109 | Spencer Goodell   | Oklahoma       | 4.900 | 9.200 | .. | 14.100 | 0.200 |
| 4    | 218 | Brandon Briones   | Stanford       | 5.900 | 8.100 | .. | 14.000 | 0.300 |
| 5T   | 116 | Morgan Seyler     | Oklahoma       | 4.800 | 9.100 | .. | 13.900 | 0.400 |
| 5T   | 213 | Asher Hong        | Stanford       | 5.900 | 8.000 | .. | 13.900 | 0.400 |
| 7    | 220 | Mark Berlaga      | Stanford       | 5.700 | 7.900 | .. | 13.600 | 0.700 |
| 8    | 310 | Christian Marsh   | William & Mary | 4.500 | 8.950 | .. | 13.450 | 0.850 |
| 9T   | 111 | Vitaliy Guimaraes | Oklahoma       | 4.700 | 8.700 | .. | 13.400 | 0.900 |
| 9T   | 102 | Alan Camillus     | Oklahoma       | 5.100 | 8.300 | .. | 13.400 | 0.900 |
| 11   | 114 | Zach Nunez        | Oklahoma       | 4.500 | 8.450 | .. | 12.950 | 1.350 |
| 12   | 304 | Mark Fu           | William & Mary | 4.100 | 8.300 | .. | 12.400 | 1.900 |
| 13   | 311 | Zachary Patrick   | William & Mary | 4.200 | 8.100 | .. | 12.300 | 2.000 |
| 14   | 308 | Alek Kuzmenchuk   | William & Mary | 4.100 | 7.900 | .. | 12.000 | 2.300 |
| 15   | 314 | Evan Sikra        | William & Mary | 4.100 | 6.700 | .. | 10.800 | 3.500 |

# Stanford/W&M Vs. OU

## Event Results - Vault

Feb 11, 2023

Page: 1  
Printed: 2/11/2023 8:18 PM

Men / 10

Session: 1



| Rank | Num | Name              | Gym            | Diff  | Exec  | ND   | Score  | Out   |
|------|-----|-------------------|----------------|-------|-------|------|--------|-------|
| 1    | 213 | Asher Hong        | Stanford       | 6.000 | 9.150 | ..   | 15.150 | 0.000 |
| 2    | 118 | Daniel Simmons    | Oklahoma       | 5.300 | 9.550 | ..   | 14.850 | 0.300 |
| 3*   | 218 | Brandon Briones   | Stanford       | 5.200 | 9.500 | ..   | 14.700 | 0.450 |
| 3*   | 105 | Emre Dodanli      | Oklahoma       | 5.200 | 9.500 | ..   | 14.700 | 0.450 |
| 5    | 114 | Zach Nunez        | Oklahoma       | 5.200 | 9.400 | -0.1 | 14.500 | 0.650 |
| 6    | 219 | Jeremy Bischoff   | Stanford       | 4.900 | 9.350 | ..   | 14.250 | 0.900 |
| 7    | 204 | Brandon Nguyen    | Stanford       | 4.800 | 9.350 | ..   | 14.150 | 1.000 |
| 8*   | 214 | Ian Gunther       | Stanford       | 4.800 | 9.300 | ..   | 14.100 | 1.050 |
| 8*   | 116 | Morgan Seyler     | Oklahoma       | 4.800 | 9.300 | ..   | 14.100 | 1.050 |
| 10   | 304 | Mark Fu           | William & Mary | 4.800 | 9.150 | ..   | 13.950 | 1.200 |
| 11   | 313 | Ricky Pizem       | William & Mary | 4.800 | 9.150 | -0.1 | 13.850 | 1.300 |
| 12T  | 303 | Aidan Cuy         | William & Mary | 4.800 | 8.900 | ..   | 13.700 | 1.450 |
| 12T  | 111 | Vitaliy Guimaraes | Oklahoma       | 5.200 | 8.500 | ..   | 13.700 | 1.450 |
| 14   | 311 | Zachary Patrick   | William & Mary | 4.400 | 9.100 | -0.1 | 13.400 | 1.750 |
| 15   | 314 | Evan Sikra        | William & Mary | 4.400 | 9.100 | -0.3 | 13.200 | 1.950 |



# Stanford/W&M Vs. OU

## Event Results - P Bars

Feb 11, 2023

Page: 1  
Printed: 2/11/2023 8:18 PM

Men / 10  
Session: 1



| Rank | Num | Name              | Gym            | Diff  | Exec  | ND | Score  | Out   |
|------|-----|-------------------|----------------|-------|-------|----|--------|-------|
| 1    | 213 | Asher Hong        | Stanford       | 6.000 | 8.650 | .. | 14.650 | 0.000 |
| 2    | 209 | Ian Lasic-Ellis   | Stanford       | 6.100 | 8.500 | .. | 14.600 | 0.050 |
| 3    | 108 | Raydel Gamboa     | Oklahoma       | 5.000 | 9.000 | .. | 14.000 | 0.650 |
| 4    | 114 | Zach Nunez        | Oklahoma       | 5.200 | 8.700 | .. | 13.900 | 0.750 |
| 5    | 109 | Spencer Goodell   | Oklahoma       | 5.400 | 8.450 | .. | 13.850 | 0.800 |
| 6T   | 303 | Aidan Cuy         | William & Mary | 4.900 | 8.850 | .. | 13.750 | 0.900 |
| 6T   | 219 | Jeremy Bischoff   | Stanford       | 5.200 | 8.550 | .. | 13.750 | 0.900 |
| 8    | 214 | Ian Gunther       | Stanford       | 5.600 | 8.100 | .. | 13.700 | 0.950 |
| 9    | 105 | Emre Dodanli      | Oklahoma       | 5.100 | 8.500 | .. | 13.600 | 1.050 |
| 10   | 111 | Vitaliy Guimaraes | Oklahoma       | 4.600 | 8.950 | .. | 13.550 | 1.100 |
| 11   | 215 | J.R. Chou         | Stanford       | 5.300 | 7.750 | .. | 13.050 | 1.600 |
| 12   | 310 | Christian Marsh   | William & Mary | 4.300 | 8.600 | .. | 12.900 | 1.750 |
| 13T  | 311 | Zachary Patrick   | William & Mary | 4.100 | 8.500 | .. | 12.600 | 2.050 |
| 13T  | 304 | Mark Fu           | William & Mary | 4.300 | 8.300 | .. | 12.600 | 2.050 |
| 15   | 305 | Will Harrington   | William & Mary | 4.200 | 7.200 | .. | 11.400 | 3.250 |

# Stanford/W&M Vs. OU

## Event Results - H Bar

Feb 11, 2023

Page: 1  
Printed: 2/11/2023 8:18 PM

Men / 10  
Session: 1



| Rank | Num | Name                | Gym            | Diff  | Exec  | ND | Score  | Out   |
|------|-----|---------------------|----------------|-------|-------|----|--------|-------|
| 1    | 103 | Kelton Christiansen | Oklahoma       | 5.100 | 8.900 | .. | 14.000 | 0.000 |
| 2    | 204 | Brandon Nguyen      | Stanford       | 5.200 | 8.750 | .. | 13.950 | 0.050 |
| 3*   | 213 | Asher Hong          | Stanford       | 5.400 | 8.300 | .. | 13.700 | 0.300 |
| 3*   | 105 | Emre Dodanli        | Oklahoma       | 5.400 | 8.300 | .. | 13.700 | 0.300 |
| 5    | 116 | Morgan Seyler       | Oklahoma       | 4.800 | 8.850 | .. | 13.650 | 0.350 |
| 6    | 106 | Jack Freeman        | Oklahoma       | 5.200 | 8.400 | .. | 13.600 | 0.400 |
| 7    | 114 | Zach Nunez          | Oklahoma       | 4.700 | 8.800 | .. | 13.500 | 0.500 |
| 8    | 209 | Ian Lasic-Ellis     | Stanford       | 5.700 | 7.700 | .. | 13.400 | 0.600 |
| 9    | 214 | Ian Gunther         | Stanford       | 4.800 | 8.050 | .. | 12.850 | 1.150 |
| 10T  | 314 | Evan Sikra          | William & Mary | 4.200 | 8.500 | .. | 12.700 | 1.300 |
| 10T  | 313 | Ricky Pizem         | William & Mary | 4.300 | 8.400 | .. | 12.700 | 1.300 |
| 12T  | 308 | Alek Kuzmenchuk     | William & Mary | 3.900 | 8.450 | .. | 12.350 | 1.650 |
| 12T  | 304 | Mark Fu             | William & Mary | 4.400 | 7.950 | .. | 12.350 | 1.650 |
| 14   | 218 | Brandon Briones     | Stanford       | 5.200 | 7.000 | .. | 12.200 | 1.800 |
| 15   | 303 | Aidan Cuy           | William & Mary | 4.000 | 7.600 | .. | 11.600 | 2.400 |