

NCAA Gymnastics Score Sheet

Teams: Home Air Force Academy

Visitor Arizona State

Date Jan 21, 2023

Place Air Force Academy

Attendance

673

Name	D	1	2	3	4	5	nd	AVE
FLOOR	1 Samuel Metzler	112	5.3	7.9	7.9			-0.1 13.100
	2 Tai Gopaul	105	5.5	7.5	7.4			-0.2 12.750
	3 Jake Sampier	115	5.2	7.6	7.8			12.900
	4 Erich Upton	116	5.9	8.4	8.1			14.150
	5 Garrett Braunton	103	6.0	7.5	7.3			-0.4 13.000

Floor Score: **65.900** Running Score: **65.900**

Name	D	1	2	3	4	5	nd	AVE
FLOOR	1 Jackson Harrison	139	5.1	8.9	8.7			13.900
	2 Senator Bedewi	122	4.3	9.0	8.8			13.200
	3 William Howard	143	4.4	8.4	8.1			12.650
	4 Caden DiGerolamo	129	4.7	8.7	8.8			13.450
	5 Caden Peacock	162	3.2	7.2	7.0			-0.3 10.000

Floor Score: **63.200** Running Score: **63.200**

Name	D	1	2	3	4	5	nd	AVE
Pommel	1 Bryan Woffinden	117	5.1	7.2	7.3			12.350
	2 Tai Gopaul	105	4.5	6.9	7.2			11.550
	3 Jack Marlock	111	4.9	8.0	7.9			12.850
	4 Sam Brown	104	4.6	8.2	8.3			12.850
	5 Patrick Hoopes	106	6.5	6.5	6.5			13.000

Pommel Score: **62.600** Running Score: **128.500**

Name	D	1	2	3	4	5	nd	AVE
Pommel	1 Dylan Hauptmeir	140	4.5	6.0	6.5			10.750
	2 Aiden Meyers	158	4.4	8.4	8.0			12.600
	3 Zach Litwin	151	4.6	7.7	7.5			12.200
	4 Hunter Brunett	125	4.2	8.4	8.5			12.650
	5 Clayton Cunningham	127	4.3	8.6	8.4			12.800

Pommel Score: **61.000** Running Score: **124.200**

Name	D	1	2	3	4	5	nd	AVE
Rings	1 Charlie Miles	113	4.2	8.0	7.7			12.050
	2 Erich Upton	116	4.5	8.4	8.4			12.900
	3 Oliver Zavel	119	4.4	7.7	8.0			12.250
	4 Jacob Becchetti	101	4.5	8.5	8.2			12.850
	5 Garrett Braunton	103	5.3	7.9	7.6			13.050

Rings Score: **63.100** Running Score: **191.600**

Name	D	1	2	3	4	5	nd	AVE
Rings	1 Aiden Meyers	158	3.8	9.0	8.8			12.700
	2 Hunter Brunett	125	4.1	9.0	9.0			13.100
	3 Nate Hutchinson	144	3.5	8.5	8.6			12.050
	4 William Howard	143	4.3	7.2	7.1			11.450
	5 Ethan DiGerolamo	130	4.3	7.8	8.2			12.300

Rings Score: **61.600** Running Score: **185.800**

Name	D	1	2	3	4	5	nd	AVE
Vault	1 Tai Gopaul	105	4.4	9.9	9.9			0.1 14.400
	2 Samuel Metzler	112	4.8	9.3	9.1			-0.1 13.900
	3 Bryan Woffinden	117	4.8	9.4	9.4			14.200
	4 Erich Upton	116	5.2	9.4	9.2			14.500
	5 Garrett Braunton	103	5.2	9.6	9.6			14.800

Vault Score: **71.800** Running Score: **263.400**

Name	D	1	2	3	4	5	nd	AVE
Vault	1 Senator Bedewi	122	5.2	9.0	9.2			-0.1 14.200
	2 William Howard	143	4.4	9.0	9.0			-0.3 13.100
	3 Caden Peacock	162	4.8	9.6	9.6			14.400
	4 Jackson Harrison	139	4.8	9.5	9.3			14.200
	5 Vincent Colosimo	126	5.2	9.0	8.8			-0.3 13.800

Vault Score: **69.700** Running Score: **255.500**

Name	D	1	2	3	4	5	nd	AVE
P. Bar	1 Bryan Woffinden	117	4.7	8.6	8.4			13.200
	2 Charlie Miles	113	4.7	8.5	8.8			13.350
	3 Garrett Braunton	103	5.8	7.7	7.7			13.500
	4 Erich Upton	116	4.8	8.8	8.8			13.600
	5 Oliver Zavel	119	5.6	8.2	8.4			13.900

P. Bar Score: **67.550** Running Score: **330.950**

Name	D	1	2	3	4	5	nd	AVE
P. Bar	1 William Howard	143	4.1	8.5	8.5			12.600
	2 Vincent Colosimo	126	3.4	9.1	8.9			12.400
	3 Blake Tingzon	168	4.1	8.7	8.6			12.750
	4 Caden DiGerolamo	129	3.6	9.4	9.3			12.950
	5 Hunter Brunett	125	4.5	8.0	8.4			12.700

P. Bar Score: **63.400** Running Score: **318.900**

Name	D	1	2	3	4	5	nd	AVE
H. Bar	1 Samuel Metzler	112	4.5	8.0	7.8			12.400
	2 Bryan Woffinden	117	4.3	8.2	8.1			12.450
	3 Erich Upton	116	4.8	8.7	8.8			13.550
	4 Oliver Zavel	119	4.8	8.5	8.3			13.200
	5 Garrett Braunton	103	6.1	8.8	8.7			14.850

H. Bar Score: **66.450** Running Score: **397.400**

Name	D	1	2	3	4	5	nd	AVE
H. Bar	1 Blake Tingzon	168	3.5	7.7	7.8			11.250
	2 Aiden Meyers	158	3.3	8.8	8.8			12.100
	3 Jackson Harrison	139	4.0	8.8	8.9			12.850
	4 Hunter Brunett	125	4.3	8.5	8.5			12.800
	5 Caden Peacock	162	4.4	9.2	9.1			13.550

H. Bar Score: **62.550** Running Score: **381.450**

Final Team Score: **397.400**

Final Team Score: **381.450**

All-Arounders

All-Arounders

	FX	PH	SR	VT	PB	HB	AA
FX							
PH							
SR							
VT							
PB							
HB							
AA							

Judge's Signatures * FX Lenny Lucarello * PH Brad LeClair * SR John Portillo * VT Michael Kramer * PB John Scanlan * HB Brian Richmond

* Head Judge FX Bear Danley PH Bob Busse SR Bryan Peterson VT Michael Brey PB Mark Sherman HB Doug Lubking

Coach's Signature Josh Loeser Coach's Signature Scott Barclay

NCAA Gymnastics Score Sheet

Teams: Home Stanford University

Visitor University of Michigan

Date Jan 21, 2023

Place Air Force Academy

Attendance

673

Name	D	1	2	3	4	5	nd	AVE
F	1	Nick Kuebler	239	5.5	8.2	8.4		13.800
L	2	Asher Hong	237	5.9	7.8	8.2		13.900
O	3	Taylor Burkhart	233	6.0	7.5	7.5		13.500
R	4	Jeremy Bischoff	231	5.4	8.3	8.2	-0.1	13.550
O	5	Riley Loos	242	5.7	8.5	8.6		14.250

Floor Score: 69.000 Running Score: 69.000

Name	D	1	2	3	4	5	nd	AVE
1	David Wolma	191	5.2	6.9	6.6			11.950
2	Landen Blixt	171	5.5	7.4	7.1		-0.3	12.450
3	Kyle Shuttle	186	5.6	7.5	7.4		-0.1	12.950
4	Lais Najjar	180	4.9	7.6	7.7		-0.1	12.450
5	Fred Richard	184	5.8	8.1	8.0		-0.3	13.550

Floor Score: 63.350 Running Score: 63.350

Name	D	1	2	3	4	5	nd	AVE
P	1	Khoi Young	249	5.6	8.0	8.1		13.650
O	2	Asher Hong	237	6.0	8.1	7.9		14.000
M	3	Taylor Burkhart	233	5.0	7.2	7.0		12.100
M	4	Ian Gunther	236	5.9	8.2	8.0		14.000
E	5	J.R. Chou	235	5.2	8.5	8.7		13.800

Pommel Score: 67.550 Running Score: 136.550

Name	D	1	2	3	4	5	nd	AVE
1	David Willett	190	5.1	8.1	8.3			13.300
2	Evgeny Siminiuc	187	4.5	8.2	8.3			12.750
3	Markus Shears	185	5.2	5.1	5.4			10.450
4	Lais Najjar	180	5.2	8.2	8.0			13.300
5	Fred Richard	184	6.0	6.6	6.8			12.700

Pommel Score: 62.500 Running Score: 125.850

Name	D	1	2	3	4	5	nd	AVE
R	1	Brandon Briones	232	5.6	8.5	8.7		14.200
I	2	Asher Hong	237	6.0	8.9	8.7		14.800
N	3	Ian Gunther	236	5.5	8.4	8.3		13.850
G	4	Nick Kuebler	239	5.4	8.6	8.5		13.950
S	5	Mark Berlaga	230	5.7	7.8	8.1		13.650

Rings Score: 70.450 Running Score: 207.000

Name	D	1	2	3	4	5	nd	AVE
1	Crew Bold	172	5.1	8.6	8.4			13.600
2	Fred Richard	184	5.2	8.4	8.4			13.600
3	Chris Read	183	5.6	8.4	8.0			13.800
4	Adam Wooten	192	5.4	7.0	7.4			12.600
5	Javier Alfonso	170	5.6	8.1	8.0			13.650

Rings Score: 67.250 Running Score: 193.100

Name	D	1	2	3	4	5	nd	AVE
V	1	Asher Hong	237	6.0	9.1	9.1	-0.1	15.000
A	2	Khoi Young	249	5.5	9.7	9.6	-0.1	15.050
U	3	Taylor Burkhart	233	5.4	9.4	9.5		14.850
L	4	Riley Loos	242	4.8	9.6	9.6		14.400
T	5	Zach Martin	244	5.2	9.8	9.8	0.1	15.100

Vault Score: 74.400 Running Score: 281.400

Name	D	1	2	3	4	5	nd	AVE
1	Landen Blixt	171	5.2	8.4	8.3		-0.1	13.450
2	Fred Richard	184	5.2	9.3	9.3			14.500
3	Chris Read	183	5.2	9.2	9.1			14.350
4	Kyle Shuttle	186	5.2	8.9	8.8			14.050
5	David Wolma	191	5.2	9.3	9.4			14.550

Vault Score: 70.900 Running Score: 264.000

Name	D	1	2	3	4	5	nd	AVE
P	1	Brandon Nguyen	246	5.3	8.2	8.4		13.600
B	2	J.R. Chou	235	5.8	9.0	8.9		14.750
A	3	Jeremy Bischoff	231	5.8	8.6	8.6		14.400
R	4	Ian Gunther	236	5.3	7.7	7.8		13.050
S	5	Asher Hong	237	6.1	9.1	9.2		15.250

P. Bar Score: 71.050 Running Score: 352.450

Name	D	1	2	3	4	5	nd	AVE
1	Logan McKeown	179	5.3	8.6	8.4			13.800
2	Lais Najjar	180	5.5	8.9	9.1			14.500
3	Evgeny Siminiuc	187	5.7	8.8	9.0			14.600
4	Fred Richard	184	5.8	8.4	8.2			14.100
5	Virgil Watkins	189	5.9	7.1	7.4			13.150

P. Bar Score: 70.150 Running Score: 334.150

Name	D	1	2	3	4	5	nd	AVE
H	1	Nick Kuebler	239	4.3	8.6	8.5		12.850
B	2	Khoi Young	249	5.2	8.4	8.5		13.650
A	3	Taylor Burkhart	233	6.0	8.6	8.4		14.500
R	4	Jeremy Bischoff	231	5.2	7.0	7.2		12.300
A	5	Brandon Briones	232	5.7	8.6	8.7		14.350

H. Bar Score: 67.650 Running Score: 420.100

Name	D	1	2	3	4	5	nd	AVE
1	Steven Lukasik	178	4.7	7.1	7.1			11.800
2	Crew Bold	172	4.8	8.6	8.7			13.450
3	Evgeny Siminiuc	187	4.6	8.6	8.6			13.200
4	Fred Richard	184	6.0	8.7	8.8			14.750
5	Adam Wooten	192	4.5	7.0	7.1			11.550

H. Bar Score: 64.750 Running Score: 398.900

Final Team Score: 420.100

Final Team Score: 398.900

All-Arounders

Name	Score
Burkhart	13.500
PH	12.100
SR	14.000
VT	14.850
PB	13.100
HB	14.500
AA	82.050

All-Arounders

Name	Score
Richard	13.550
13.550	
12.700	
13.600	
14.500	
14.100	
14.750	
83.200	

Judge's Signatures * FX

* PH

* SR

* VT

* PB

* HB

Lenny Lucarelli

Brad LeClair

John Portillo

Michael Kramer

John Scandan

Brian Richmond

* Head Judge

FX

PH

SR

VT

PB

HB

Bar Daney

Bob Busse

Bryan Peterson

Michael Brey

Mark Sherman

Doug Lukking

Coach's Signature

Thom Glielmi

Coach's Signature

Xiao Yuan

NCAA Gymnastics Score Sheet

Teams: Home University of Nebraska-Lincoln

Visitor University of Oklahoma

Date Jan 21, 2023

Place Air Force Academy

Attendance

673

Name	D	1	2	3	4	5	nd	AVE
FLOOR	1 James Friedman 199	5.4	7.6	7.6				13.000
	2 Chris Hiser 201	5.5	8.2	8.5				13.850
	3 Luke James 250	5.5	7.0	7.1			-0.1	12.450
	4 Toby Liang 202	5.2	8.2	8.3				13.450
	5 Taylor Christopulos 194	5.4	8.9	9.1				14.400

Floor Score: 67.150 Running Score: 67.150

Name	D	1	2	3	4	5	nd	AVE
FLOOR	1 Daniel Simmons 227	5.3	8.2	8.2				13.500
	2 Emre Dodanli 215	5.2	8.8	8.6			-0.1	13.800
	3 Jack Freeman 216	5.5	8.8	8.7				14.250
	4 Spencer Goodell 219	5.6	8.6	8.3			-0.1	13.950
	5 Vitaliy Guimaraes 221	5.6	8.5	8.4				14.050

Floor Score: 69.550 Running Score: 69.550

Name	D	1	2	3	4	5	nd	AVE
POMMEL	1 Travis Wong 209	5.2	8.6	8.5				13.750
	2 Nathan York 210	5.3	6.8	6.7				12.050
	3 James Friedman 199	5.3	7.9	8.1				13.300
	4 Cooper Giles 200	5.2	8.4	8.6				13.700
	5 Taylor Christopulos 194	5.0	7.6	7.8				12.700

Pommel Score: 65.500 Running Score: 132.650

Name	D	1	2	3	4	5	nd	AVE
POMMEL	1 Raydel Gamboa 218	5.3	8.4	8.6				13.800
	2 Vitaliy Guimaraes 221	5.2	7.7	7.6				12.850
	3 Mac Seyler 252	5.3	8.1	8.3				13.500
	4 Zach Nunez 224	5.4	8.5	8.8				14.050
	5 Ignacio Yockers 229	6.5	6.6	6.8				13.200

Pommel Score: 67.400 Running Score: 136.950

Name	D	1	2	3	4	5	nd	AVE
RINGS	1 Chris Hiser 201	5.4	8.4	8.5				13.850
	2 Asher Cohen 196	4.7	8.8	8.7				13.450
	3 Travis Wong 209	4.7	8.3	8.4				13.050
	4 Moritz Mueller 205	4.6	8.8	8.6				13.300
	5 James Friedman 199	5.2	8.7	8.7				13.900

Rings Score: 67.550 Running Score: 200.200

Name	D	1	2	3	4	5	nd	AVE
RINGS	1 Vitaliy Guimaraes 221	4.9	9.1	8.9				13.900
	2 Spencer Goodell 219	4.9	8.7	8.9				13.700
	3 Raydel Gamboa 218	5.1	7.8	7.7				12.850
	4 Morgan Seyler 226	4.9	7.9	8.2				12.950
	5 Alan Camillus 213	5.6	7.2	7.4				12.900

Rings Score: 66.300 Running Score: 203.250

Name	D	1	2	3	4	5	nd	AVE
VAULT	1 Chris Hiser 201	4.8	9.0	9.1			-0.3	13.550
	2 James Friedman 199	4.8	9.3	9.2			-0.1	13.950
	3 Donte McKinney 203	5.2	8.9	8.9				14.100
	4 Luke James 250	5.2	9.3	9.3			-0.3	14.200
	5 Taylor Christopulos 194	5.2	9.5	9.5			-0.1	14.600

Vault Score: 70.400 Running Score: 270.600

Name	D	1	2	3	4	5	nd	AVE
VAULT	1 Zach Nunez 224	4.8	9.1	9.2				13.950
	2 Morgan Seyler 226	4.8	9.7	9.7			0.1	14.600
	3 Vitaliy Guimaraes 221	5.2	9.5	9.5				14.700
	4 Emre Dodanli 215	5.2	9.5	9.5				14.700
	5 Daniel Simmons 227	5.2	9.0	8.9				14.150

Vault Score: 72.100 Running Score: 275.350

Name	D	1	2	3	4	5	nd	AVE
P.BAR	1 Asher Cohen 196	4.8	8.4	8.2				13.100
	2 Joey Pepe 206	5.7	7.2	7.4				13.000
	3 Travis Wong 209	4.8	8.6	8.7				13.450
	4 James Friedman 199	4.8	8.1	8.0				12.850
	5 Taylor Christopulos 194	4.7	8.6	8.5				13.250

P. Bar Score: 65.650 Running Score: 336.250

Name	D	1	2	3	4	5	nd	AVE
P.BAR	1 Zach Nunez 224	4.9	8.5	8.7				13.500
	2 Daniel Simmons 227	5.0	7.8	7.5				12.650
	3 Morgan Seyler 226	5.2	8.8	8.8				14.000
	4 Vitaliy Guimaraes 221	4.7	9.4	9.3				14.050
	5 Spencer Goodell 219	5.0	8.2	8.3				13.250

P. Bar Score: 67.450 Running Score: 342.800

Name	D	1	2	3	4	5	nd	AVE
H.BAR	1 Joey Pepe 206	4.6	8.4	8.5				13.050
	2 Toby Liang 202	4.7	8.9	9.1				13.700
	3 Zachary Tideman 208	5.1	9.0	9.0				14.100
	4 Donte McKinney 203	5.0	9.2	9.3				14.250
	5 Taylor Christopulos 194	5.2	8.8	8.7				13.950

H. Bar Score: 69.050 Running Score: 405.300

Name	D	1	2	3	4	5	nd	AVE
H.BAR	1 Morgan Seyler 226	4.8	8.3	8.0				12.950
	2 Emre Dodanli 215	5.0	8.8	8.7				13.750
	3 Kelton Christiansen 251	5.0	9.1	8.9				14.000
	4 Jack Freeman 216	5.4	8.9	8.8				14.250
	5 Raydel Gamboa 218	4.9	9.2	9.2				14.100

H. Bar Score: 69.050 Running Score: 411.850

Final Team Score: 405.300

Final Team Score: 411.850

All-Arounders

Name	Score
Christopulos	14.400
FX	12.700
PH	12.900
SR	14.600
VT	13.250
PB	13.950
HB	81.800

All-Arounders

Name	Score

Judge's Signatures * FX

* PH

* SR

* VT

* PB

* HB

Lenny Lucarelli

Brad LeClair

John Portillo

Michael Kramer

John Scanlan

Brian Richmond

* Head Judge

FX

PH

SR

VT

PB

HB

Bear Oanley

Bob Busse

Bryan Peterson

Michael Brey

Mark Sherman

Doug Lubking

Coach's Signature

Chuck Chmelka

Coach's Signature

Mark Williams







2023 Rocky Mountain Open

Team Results

Jan 21, 2023

Men / 10

Session: 1

Rank	Gym	Team	Score						
1	STAN	*	420.100	69.000 2	67.550 1	70.450 1	74.400 1	71.050 1	67.650 3
2	OU	*	411.850	69.550 1	67.400 2	66.300 4	72.100 2	67.450 4	69.050 1T
3	Neb	*	405.300	67.150 3	65.500 3	67.550 2	70.400 5	65.650 5	69.050 1T
4	UM	*	398.900	63.350 5	62.500 5	67.250 3	70.900 4	70.150 2	64.750 5
5	AF	*	397.400	65.900 4	62.600 4	63.100 5	71.800 3	67.550 3	66.450 4
6	ASU	*	381.450	63.200 6	61.000 6	61.600 6	69.700 6	63.400 6	62.550 6

2023 Rocky Mountain Open

Event Results - Floor

Jan 21, 2023

Page: 1
Printed: 1/21/2023 8:20:10 PM

Men / 10
Session: 1



Rank	Num	Name	Gym	Diff	Exec	ND	Score	Out
1	194	Taylor Christopoulos	Neb	5.400	9.000	..	14.400	0.000
2T	216	Jack Freeman	OU	5.500	8.750	..	14.250	0.150
2T	242	Riley Loos	STAN	5.700	8.550	..	14.250	0.150
4	116	Erich Upton	AF	5.900	8.250	..	14.150	0.250
5	221	Vitaliy Guimaraes	OU	5.600	8.450	..	14.050	0.350
6	219	Spencer Goodell	OU	5.600	8.450	-0.1	13.950	0.450
7T	139	Jackson Harrison	ASU	5.100	8.800	..	13.900	0.500
7T	237	Asher Hong	STAN	5.900	8.000	..	13.900	0.500
9	201	Chris Hiser	Neb	5.500	8.350	..	13.850	0.550
10T	215	Emre Dodanli	OU	5.200	8.700	-0.1	13.800	0.600
10T	239	Nick Kuebler	STAN	5.500	8.300	..	13.800	0.600
12T	231	Jeremy Bischoff	STAN	5.400	8.250	-0.1	13.550	0.850
12T	184	Fred Richard	UM	5.800	8.050	-0.3	13.550	0.850
14T	227	Daniel Simmons	OU	5.300	8.200	..	13.500	0.900
14T	233	Taylor Burkhart	STAN	6.000	7.500	..	13.500	0.900
16T	129	Caden DiGerolamo	ASU	4.700	8.750	..	13.450	0.950
16T	202	Toby Liang	Neb	5.200	8.250	..	13.450	0.950
18	122	Senator Bedewi	ASU	4.300	8.900	..	13.200	1.200
19	112	Samuel Metzler	AF	5.300	7.900	-0.1	13.100	1.300
20T	199	James Friedman	Neb	5.400	7.600	..	13.000	1.400
20T	103	Garrett Braunton	AF	6.000	7.400	-0.4	13.000	1.400
22	186	Kyle Shuttle	UM	5.600	7.450	-0.1	12.950	1.450
23	115	Jake Sampier	AF	5.200	7.700	..	12.900	1.500
24	105	Tai Gopaul	AF	5.500	7.450	-0.2	12.750	1.650
25	143	William Howard	ASU	4.400	8.250	..	12.650	1.750
26T	180	Lais Najjar	UM	4.900	7.650	-0.1	12.450	1.950
26T	171	Landen Blixt	UM	5.500	7.250	-0.3	12.450	1.950
26T	250	Luke James	Neb	5.500	7.050	-0.1	12.450	1.950
29	191	David Wolma	UM	5.200	6.750	..	11.950	2.450
30	162	Caden Peacock	ASU	3.200	7.100	-0.3	10.000	4.400

2023 Rocky Mountain Open

Event Results - Pommel

Jan 21, 2023

Page: 1
Printed: 1/21/2023 8:20:15 PM

Men / 10
Session: 1



Rank	Num	Name	Gym	Diff	Exec	ND	Score	Out
1	224	Zach Nunez	OU	5.400	8.650	..-	14.050	0.000
2T	236	Ian Gunther	STAN	5.900	8.100	..-	14.000	0.050
2T	237	Asher Hong	STAN	6.000	8.000	..-	14.000	0.050
4T	235	J.R. Chou	STAN	5.200	8.600	..-	13.800	0.250
4T	218	Raydel Gamboa	OU	5.300	8.500	..-	13.800	0.250
6	209	Travis Wong	Neb	5.200	8.550	..-	13.750	0.300
7	200	Cooper Giles	Neb	5.200	8.500	..-	13.700	0.350
8	249	Khoi Young	STAN	5.600	8.050	..-	13.650	0.400
9	252	Mac Seyler	OU	5.300	8.200	..-	13.500	0.550
10T	190	David Willett	UM	5.100	8.200	..-	13.300	0.750
10T	180	Lais Najjar	UM	5.200	8.100	..-	13.300	0.750
10T	199	James Friedman	Neb	5.300	8.000	..-	13.300	0.750
13	229	Ignacio Yockers	OU	6.500	6.700	..-	13.200	0.850
14	106	Patrick Hoopes	AF	6.500	6.500	..-	13.000	1.050
15T	104	Sam Brown	AF	4.600	8.250	..-	12.850	1.200
15T	111	Jack Marlock	AF	4.900	7.950	..-	12.850	1.200
15T	221	Vitaliy Guimaraes	OU	5.200	7.650	..-	12.850	1.200
18	127	Clayton Cunningham	ASU	4.300	8.500	..-	12.800	1.250
19	187	Evgeny Siminiuc	UM	4.500	8.250	..-	12.750	1.300
20T	194	Taylor Christopulos	Neb	5.000	7.700	..-	12.700	1.350
20T	184	Fred Richard	UM	6.000	6.700	..-	12.700	1.350
22	125	Hunter Brunett	ASU	4.200	8.450	..-	12.650	1.400
23	158	Aiden Meyers	ASU	4.400	8.200	..-	12.600	1.450
24	117	Bryan Woffinden	AF	5.100	7.250	..-	12.350	1.700
25	151	Zach Litwin	ASU	4.600	7.600	..-	12.200	1.850
26	233	Taylor Burkhart	STAN	5.000	7.100	..-	12.100	1.950
27	210	Nathan York	Neb	5.300	6.750	..-	12.050	2.000
28	105	Tai Gopaul	AF	4.500	7.050	..-	11.550	2.500
29	140	Dylan Hauptmeir	ASU	4.500	6.250	..-	10.750	3.300
30	185	Markus Shears	UM	5.200	5.250	..-	10.450	3.600

2023 Rocky Mountain Open

Event Results - Rings

Jan 21, 2023

Page: 1
Printed: 1/21/2023 8:20:17 PM

Men / 10

Session: 1



Rank	Num	Name	Gym	Diff	Exec	ND	Score	Out
1	237	Asher Hong	STAN	6.000	8.800	..-	14.800	0.000
2	232	Brandon Briones	STAN	5.600	8.600	..-	14.200	0.600
3	233	Taylor Burkhart	STAN	5.200	8.800	..-	14.000	0.800
4	239	Nick Kuebler	STAN	5.400	8.550	..-	13.950	0.850
5T	221	Vitaliy Guimaraes	OU	4.900	9.000	..-	13.900	0.900
5T	199	James Friedman	Neb	5.200	8.700	..-	13.900	0.900
7T	201	Chris Hiser	Neb	5.400	8.450	..-	13.850	0.950
7T	236	Ian Gunther	STAN	5.500	8.350	..-	13.850	0.950
9	183	Chris Read	UM	5.600	8.200	..-	13.800	1.000
10	219	Spencer Goodell	OU	4.900	8.800	..-	13.700	1.100
11T	170	Javier Alfonso	UM	5.600	8.050	..-	13.650	1.150
11T	230	Mark Berlaga	STAN	5.700	7.950	..-	13.650	1.150
13T	172	Crew Bold	UM	5.100	8.500	..-	13.600	1.200
13T	184	Fred Richard	UM	5.200	8.400	..-	13.600	1.200
15	196	Asher Cohen	Neb	4.700	8.750	..-	13.450	1.350
16	205	Moritz Mueller	Neb	4.600	8.700	..-	13.300	1.500
17	125	Hunter Brunett	ASU	4.100	9.000	..-	13.100	1.700
18T	209	Travis Wong	Neb	4.700	8.350	..-	13.050	1.750
18T	103	Garrett Braunton	AF	5.300	7.750	..-	13.050	1.750
20	226	Morgan Seyler	OU	4.900	8.050	..-	12.950	1.850
21T	116	Erich Upton	AF	4.500	8.400	..-	12.900	1.900
21T	194	Taylor Christopoulos	Neb	4.700	8.200	..-	12.900	1.900
21T	213	Alan Camillus	OU	5.600	7.300	..-	12.900	1.900
24T	101	Jacob Becchetti	AF	4.500	8.350	..-	12.850	1.950
24T	218	Raydel Gamboa	OU	5.100	7.750	..-	12.850	1.950
26	158	Aiden Meyers	ASU	3.800	8.900	..-	12.700	2.100
27	192	Adam Wooten	UM	5.400	7.200	..-	12.600	2.200
28T	133	Hunter Flechsig	ASU	4.200	8.100	..-	12.300	2.500
28T	130	Ethan DiGerolamo	ASU	4.300	8.000	..-	12.300	2.500
30	119	Oliver Zavel	AF	4.400	7.850	..-	12.250	2.550
31T	144	Nate Hutchinson	ASU	3.500	8.550	..-	12.050	2.750
31T	113	Charlie Miles	AF	4.200	7.850	..-	12.050	2.750
33	143	William Howard	ASU	4.300	7.150	..-	11.450	3.350

2023 Rocky Mountain Open

Event Results - Vault

Jan 21, 2023

Page: 1
Printed: 1/21/2023 8:20:21 PM

Men / 10
Session: 1



Rank	Num	Name	Gym	Diff	Exec	ND	Score	Out
1	244	Zach Martin	STAN	5.200	9.800	0.1	15.100	0.000
2	249	Khoi Young	STAN	5.500	9.650	-0.1	15.050	0.050
3	237	Asher Hong	STAN	6.000	9.100	-0.1	15.000	0.100
4	233	Taylor Burkhart	STAN	5.400	9.450	._	14.850	0.250
5	103	Garrett Braunton	AF	5.200	9.600	._	14.800	0.300
6*	221	Vitaliy Guimaraes	OU	5.200	9.500	._	14.700	0.400
6*	215	Emre Dodanli	OU	5.200	9.500	._	14.700	0.400
8T	226	Morgan Seyler	OU	4.800	9.700	0.1	14.600	0.500
8T	194	Taylor Christopulos	Neb	5.200	9.500	-0.1	14.600	0.500
10	191	David Wolma	UM	5.200	9.350	._	14.550	0.550
11*	184	Fred Richard	UM	5.200	9.300	._	14.500	0.600
11*	116	Erich Upton	AF	5.200	9.300	._	14.500	0.600
13T	105	Tai Gopaul	AF	4.400	9.900	0.1	14.400	0.700
13*	242	Riley Loos	STAN	4.800	9.600	._	14.400	0.700
13*	162	Caden Peacock	ASU	4.800	9.600	._	14.400	0.700
16	183	Chris Read	UM	5.200	9.150	._	14.350	0.750
17*	139	Jackson Harrison	ASU	4.800	9.400	._	14.200	0.900
17*	117	Bryan Woffinden	AF	4.800	9.400	._	14.200	0.900
17T	250	Luke James	Neb	5.200	9.300	-0.3	14.200	0.900
17T	122	Senator Bedewi	ASU	5.200	9.100	-0.1	14.200	0.900
21	227	Daniel Simmons	OU	5.200	8.950	._	14.150	0.950
22	203	Donte McKinney	Neb	5.200	8.900	._	14.100	1.000
23	186	Kyle Shuttle	UM	5.200	8.850	._	14.050	1.050
24T	199	James Friedman	Neb	4.800	9.250	-0.1	13.950	1.150
24T	224	Zach Nunez	OU	4.800	9.150	._	13.950	1.150
26	112	Samuel Metzler	AF	4.800	9.200	-0.1	13.900	1.200
27	126	Vincent Colosimo	ASU	5.200	8.900	-0.3	13.800	1.300
28	201	Chris Hiser	Neb	4.800	9.050	-0.3	13.550	1.550
29	171	Landen Blixt	UM	5.200	8.350	-0.1	13.450	1.650
30	143	William Howard	ASU	4.400	9.000	-0.3	13.100	2.000
31	144	Nate Hutchinson	ASU	4.000	8.450	-0.1	12.350	2.750

2023 Rocky Mountain Open

Event Results - P Bars

Jan 21, 2023

Page: 1
Printed: 1/21/2023 8:20:23 PM

Men / 10

Session: 1



Rank	Num	Name	Gym	Diff	Exec	ND	Score	Out
1	237	Asher Hong	STAN	6.100	9.150	..	15.250	0.000
2	235	J.R. Chou	STAN	5.800	8.950	..	14.750	0.500
3	187	Evgeny Siminiuc	UM	5.700	8.900	..	14.600	0.650
4	180	Lais Najjar	UM	5.500	9.000	..	14.500	0.750
5	231	Jeremy Bischoff	STAN	5.800	8.600	..	14.400	0.850
6	184	Fred Richard	UM	5.800	8.300	..	14.100	1.150
7	221	Vitaliy Guimaraes	OU	4.700	9.350	..	14.050	1.200
8	226	Morgan Seyler	OU	5.200	8.800	..	14.000	1.250
9	119	Oliver Zavel	AF	5.600	8.300	..	13.900	1.350
10	179	Logan McKeown	UM	5.300	8.500	..	13.800	1.450
11T	116	Erich Upton	AF	4.800	8.800	..	13.600	1.650
11T	246	Brandon Nguyen	STAN	5.300	8.300	..	13.600	1.650
13T	224	Zach Nunez	OU	4.900	8.600	..	13.500	1.750
13T	103	Garrett Braunton	AF	5.800	7.700	..	13.500	1.750
15	209	Travis Wong	Neb	4.800	8.650	..	13.450	1.800
16	113	Charlie Miles	AF	4.700	8.650	..	13.350	1.900
17T	162	Caden Peacock	ASU	4.200	9.050	..	13.250	2.000
17T	194	Taylor Christopoulos	Neb	4.700	8.550	..	13.250	2.000
17T	219	Spencer Goodell	OU	5.000	8.250	..	13.250	2.000
20	117	Bryan Woffinden	AF	4.700	8.500	..	13.200	2.050
21	189	Virgil Watkins	UM	5.900	7.250	..	13.150	2.100
22T	196	Asher Cohen	Neb	4.800	8.300	..	13.100	2.150
22T	233	Taylor Burkhart	STAN	5.900	7.200	..	13.100	2.150
24	236	Ian Gunther	STAN	5.300	7.750	..	13.050	2.200
25	206	Joey Pepe	Neb	5.700	7.300	..	13.000	2.250
26	129	Caden DiGerolamo	ASU	3.600	9.350	..	12.950	2.300
27	199	James Friedman	Neb	4.800	8.050	..	12.850	2.400
28	168	Blake Tingzon	ASU	4.100	8.650	..	12.750	2.500
29	125	Hunter Brunett	ASU	4.500	8.200	..	12.700	2.550
30	227	Daniel Simmons	OU	5.000	7.650	..	12.650	2.600
31	143	William Howard	ASU	4.100	8.500	..	12.600	2.650
32	126	Vincent Colosimo	ASU	3.400	9.000	..	12.400	2.850

2023 Rocky Mountain Open

Event Results - H Bar

Jan 21, 2023

Page: 1
Printed: 1/21/2023 8:20:26 PM

Men / 10
Session: 1



Rank	Num	Name	Gym	Diff	Exec	ND	Score	Out
1	103	Garrett Braunton	AF	6.100	8.750	-.	14.850	0.000
2	184	Fred Richard	UM	6.000	8.750	-.	14.750	0.100
3	233	Taylor Burkhart	STAN	6.000	8.500	-.	14.500	0.350
4	232	Brandon Briones	STAN	5.700	8.650	-.	14.350	0.500
5T	203	Donte McKinney	Neb	5.000	9.250	-.	14.250	0.600
5T	216	Jack Freeman	OU	5.400	8.850	-.	14.250	0.600
7T	218	Raydel Gamboa	OU	4.900	9.200	-.	14.100	0.750
7T	208	Zachary Tideman	Neb	5.100	9.000	-.	14.100	0.750
9	251	Kelton Christiansen	OU	5.000	9.000	-.	14.000	0.850
10	194	Taylor Christopoulos	Neb	5.200	8.750	-.	13.950	0.900
11	215	Emre Dodanli	OU	5.000	8.750	-.	13.750	1.100
12	202	Toby Liang	Neb	4.700	9.000	-.	13.700	1.150
13	249	Khoi Young	STAN	5.200	8.450	-.	13.650	1.200
14T	162	Caden Peacock	ASU	4.400	9.150	-.	13.550	1.300
14T	116	Erich Upton	AF	4.800	8.750	-.	13.550	1.300
16	172	Crew Bold	UM	4.800	8.650	-.	13.450	1.400
17T	187	Evgeny Siminiuc	UM	4.600	8.600	-.	13.200	1.650
17T	119	Oliver Zavel	AF	4.800	8.400	-.	13.200	1.650
19	206	Joey Pepe	Neb	4.600	8.450	-.	13.050	1.800
20	226	Morgan Seyler	OU	4.800	8.150	-.	12.950	1.900
21T	139	Jackson Harrison	ASU	4.000	8.850	-.	12.850	2.000
21T	239	Nick Kuebler	STAN	4.300	8.550	-.	12.850	2.000
23	125	Hunter Brunett	ASU	4.300	8.500	-.	12.800	2.050
24	117	Bryan Woffinden	AF	4.300	8.150	-.	12.450	2.400
25	112	Samuel Metzler	AF	4.500	7.900	-.	12.400	2.450
26	231	Jeremy Bischoff	STAN	5.200	7.100	-.	12.300	2.550
27	158	Aiden Meyers	ASU	3.300	8.800	-.	12.100	2.750
28	178	Steven Lukasik	UM	4.700	7.100	-.	11.800	3.050
29	192	Adam Wooten	UM	4.500	7.050	-.	11.550	3.300
30	168	Blake Tingzon	ASU	3.500	7.750	-.	11.250	3.600
31	133	Hunter Flechsig	ASU	3.700	7.050	-.	10.750	4.100







2023 Rocky Mountain Open

Event Results - AA

Jan 21, 2023

Page: 1
Printed: 1/21/2023 8:20:31 PM

Men / 10
Session: 1

Rank	Num	Name	Gym							AA
1	184	Fred Richard	UM	13.550	12.700	13.600	14.500	14.100	14.750	83.200
2	233	Taylor Burkhart	STAN	13.500	12.100	14.000	14.850	13.100	14.500	82.050
3	194	Taylor Christopulos	Neb	14.400	12.700	12.900	14.600	13.250	13.950	81.800

2023 Rocky Mountain Open







Meet Results

Jan 21, 2023

Men / 10

Session: 1

Judge's Signatures







Rank	Num	Name	Gym	Diff							AA
1	184	Fred Richard	UM	Diff: 5.800 Exec: 8.050 ND: -0.300 Final: 13.550 Place: 12T	6.000 6.700	5.200 8.400	5.200 9.300	5.800 8.300	6.000 8.750	14.750 2	83.200 1
2	233	Taylor Burkhart	STAN	Diff: 6.000 Exec: 7.500 ND: . Final: 13.500 Place: 14T	5.000 7.100	5.200 8.800	5.400 9.450	5.900 7.200	6.000 8.500	14.500 3	82.050 2
3	194	Taylor Christophulos	Neb	Diff: 5.400 Exec: 9.000 ND: . Final: 14.400 Place: 1	5.000 7.700	4.700 8.200	5.200 9.500	4.700 8.550	5.200 8.750	13.950 10	81.800 3
4	237	Asher Hong	STAN	Diff: 5.900 Exec: 8.000 ND: . Final: 13.900 Place: 7T	6.000 8.000	6.000 8.800	6.000 9.100	6.100 9.150	. .	. 32*	72.950 4
5	221	Vitaliy Guimaraes	OU	Diff: 5.600 Exec: 8.450 ND: . Final: 14.050 Place: 5	5.200 7.650	4.900 9.000	5.200 9.500	4.700 9.350	. .	. 32*	69.550 5
6	103	Garrett Braunton	AF	Diff: 6.000 Exec: 7.400 ND: -0.400 Final: 13.000 Place: 20T	. .	5.300 7.750	5.200 9.600	5.800 7.700	6.100 8.750	14.850 1	69.200 6
7	116	Erich Upton	AF	Diff: 5.900 Exec: 8.250 ND: . Final: 14.150 Place: 4	. .	4.500 8.400	5.200 9.300	4.800 8.800	4.800 8.750	13.550 14T	68.700 7
8	199	James Friedman	Neb	Diff: 5.400 Exec: 7.600 ND: . Final: 13.000 Place: 20T	5.300 8.000	5.200 8.700	4.800 9.250	4.800 8.050	. .	. 32*	67.000 8
9	226	Morgan Seyler	OU	Diff: . Exec: . ND: . Final: . Place: 31*	. .	4.900 8.050	4.800 9.700	5.200 8.800	4.800 8.150	12.950 20	54.500 9
10	117	Bryan Woffinden	AF	Diff: . Exec: . ND: . Final: . Place: 31*	5.100 7.250	. .	4.800 9.400	4.700 8.500	4.300 8.150	12.450 24	52.200 10

2023 Rocky Mountain Open

Meet Results

Men / 10
Session: 1

Jan 21, 2023







Rank	Num	Name	Gym							AA
11	125	Hunter Brunett	ASU	Diff: .	4.200	4.100	. . .	4.500	4.300	
				Exec: . . .	8.450	9.000	. . .	8.200	8.500	
				ND:	
				Final: . . .	12.650	13.100	. . .	12.700	12.800	51.250
				Place: 31*	22	17	32*	29	23	11
12	162	Caden Peacock	ASU	Diff: 3.200	4.800	4.200	4.400	
				Exec: 7.100	9.600	9.050	9.150	
				ND: -0.300	
				Final: 10.000	14.400	13.250	13.550	51.200
				Place: 30	31*	34*	13*	17T	14T	12
13	143	William Howard	ASU	Diff: 4.400	. . .	4.300	4.400	4.100	. . .	
				Exec: 8.250	. . .	7.150	9.000	8.500	. . .	
				ND: .	.	.	-0.300	.	.	
				Final: 12.650	. . .	11.450	13.100	12.600	. . .	49.800
				Place: 25	31*	33	30	31	32*	13
14	249	Khoi Young	STAN	Diff: . . .	5.600	. . .	5.500	. . .	5.200	
				Exec: . . .	8.050	. . .	9.650	. . .	8.450	
				ND: .	.	.	-0.100	.	.	
				Final: . . .	13.650	. . .	15.050	. . .	13.650	42.350
				Place: 31*	8	34*	2	33*	13	14
15	215	Emre Dodanli	OU	Diff: 5.200	5.200	. . .	5.000	
				Exec: 8.700	9.500	. . .	8.750	
				ND: -0.100	
				Final: 13.800	14.700	. . .	13.750	42.250
				Place: 10T	31*	34*	6*	33*	11	15
16	224	Zach Nunez	OU	Diff: . . .	5.400	. . .	4.800	4.900	. . .	
				Exec: . . .	8.650	. . .	9.150	8.600	. . .	
				ND:	
				Final: . . .	14.050	. . .	13.950	13.500	. . .	41.500
				Place: 31*	1	34*	24T	13T	32*	16
17	201	Chris Hiser	Neb	Diff: 5.500	. . .	5.400	4.800	
				Exec: 8.350	. . .	8.450	9.050	
				ND: .	.	.	-0.300	.	.	
				Final: 13.850	. . .	13.850	13.550	41.250
				Place: 9	31*	7T	28	33*	32*	17
18	139	Jackson Harrison	ASU	Diff: 5.100	4.800	. . .	4.000	
				Exec: 8.800	9.400	. . .	8.850	
				ND:	
				Final: 13.900	14.200	. . .	12.850	40.950
				Place: 7T	31*	34*	17*	33*	21T	18
19T	236	Ian Gunther	STAN	Diff: . . .	5.900	5.500	. . .	5.300	. . .	
				Exec: . . .	8.100	8.350	. . .	7.750	. . .	
				ND:	
				Final: . . .	14.000	13.850	. . .	13.050	. . .	40.900
				Place: 31*	2T	7T	32*	24	32*	19T
19T	219	Spencer Goodell	OU	Diff: 5.600	. . .	4.900	. . .	5.000	. . .	
				Exec: 8.450	. . .	8.800	. . .	8.250	. . .	
				ND: -0.100	
				Final: 13.950	. . .	13.700	. . .	13.250	. . .	40.900
				Place: 6	31*	10	32*	17T	32*	19T

2023 Rocky Mountain Open

Meet Results

Jan 21, 2023

Men / 10
Session: 1

Rank	Num	Name	Gym							AA
21	218	Raydel Gamboa	OU	Diff: . . .	5.300	5.100	4.900	
				Exec: . . .	8.500	7.750	9.200	
				ND: . . .						
				Final: . . .	13.800	12.850	14.100	40.750
				Place: 31*	4T	24T	32*	33*	7T	21
22	239	Nick Kuebler	STAN	Diff: 5.500	. . .	5.400	4.300	
				Exec: 8.300	. . .	8.550	8.550	
				ND: . . .						
				Final: 13.800	. . .	13.950	12.850	40.600
				Place: 10T	31*	4	32*	33*	21T	22
23	187	Evgeny Siminiuc	UM	Diff: . . .	4.500	5.700	4.600	
				Exec: . . .	8.250	8.900	8.600	
				ND: . . .						
				Final: . . .	12.750	14.600	13.200	40.550
				Place: 31*	19	34*	32*	3	17T	23
24	227	Daniel Simmons	OU	Diff: 5.300	5.200	5.000	. . .	
				Exec: 8.200	8.950	7.650	. . .	
				ND: . . .						
				Final: 13.500	14.150	12.650	. . .	40.300
				Place: 14T	31*	34*	21	30	32*	24
25T	231	Jeremy Bischoff	STAN	Diff: 5.400	5.800	5.200	
				Exec: 8.250	8.600	7.100	
				ND: -0.100	
				Final: 13.550	14.400	12.300	40.250
				Place: 12T	31*	34*	32*	5	26	25T
25T	180	Lais Najjar	UM	Diff: 4.900	5.200	5.500	. . .	
				Exec: 7.650	8.100	9.000	. . .	
				ND: -0.100	
				Final: 12.450	13.300	14.500	. . .	40.250
				Place: 26T	10T	34*	32*	4	32*	25T
25T	209	Travis Wong	Neb	Diff: . . .	5.200	4.700	. . .	4.800	. . .	
				Exec: . . .	8.550	8.350	. . .	8.650	. . .	
				ND:	
				Final: . . .	13.750	13.050	. . .	13.450	. . .	40.250
				Place: 31*	6	18T	32*	15	32*	25T
28	112	Samuel Metzler	AF	Diff: 5.300	4.800	. . .	4.500	
				Exec: 7.900	9.200	. . .	7.900	
				ND: -0.100	-0.100	
				Final: 13.100	13.900	. . .	12.400	39.400
				Place: 19	31*	34*	26	33*	25	28
29	119	Oliver Zavel	AF	Diff:	4.400	. . .	5.600	4.800	
				Exec:	7.850	. . .	8.300	8.400	
				ND:	
				Final:	12.250	. . .	13.900	13.200	39.350
				Place: 31*	31*	30	32*	9	17T	29
30	105	Tai Gopaul	AF	Diff: 5.500	4.500	. . .	4.400	
				Exec: 7.450	7.050	. . .	9.900	
				ND: -0.200	0.100	
				Final: 12.750	11.550	. . .	14.400	38.700
				Place: 24	28	34*	13T	33*	32*	30

2023 Rocky Mountain Open

Meet Results

Jan 21, 2023

Men / 10
Session: 1







Rank	Num	Name	Gym	Diff	Exec	ND	Final	Place	AA
31	158	Aiden Meyers	ASU	Diff: . . . 4.400	Exec: . . . 8.200	ND: . . .	Final: . . . 12.600	Place: 31* 23	37.400 31
				3.800	8.900	. . .	12.700	26	
				32*	
				33*	
				27	
32	242	Riley Loos	STAN	Diff: 5.700	Exec: 8.550	ND: . . .	Final: 14.250	Place: 2T 31*	28.650 32
				34*	
				14.400	13*	
				33*	
				32*	
33T	235	J.R. Chou	STAN	Diff: . . . 5.200	Exec: . . . 8.600	ND: . . .	Final: . . . 13.800	Place: 31* 4T	28.550 33T
				34*	
				32*	
				14.750	2	
				32*	
33T	232	Brandon Briones	STAN	Diff: 5.600	Exec: 8.600	ND: . . .	Final: 14.200	Place: 31* 31* 2	28.550 33T
				32*	
				33*	
				4	
35	216	Jack Freeman	OU	Diff: 5.500	Exec: 8.750	ND: . . .	Final: 14.250	Place: 2T 31* 34*	28.500 35
				32*	
				33*	
				5T	
36	203	Donte McKinney	Neb	Diff: 5.200	Exec: 8.900	ND: . . .	Final: 14.100	Place: 31* 31* 34* 22	28.350 36
				33*	
				5T	
37	183	Chris Read	UM	Diff: 5.600	Exec: 8.200	ND: . . .	Final: 13.800	Place: 31* 31* 9 16	28.150 37
				33*	
				32*	
38	122	Senator Bedewi	ASU	Diff: 4.300	Exec: 8.900	ND: . . .	Final: 13.200	Place: 18 31* 34* 17T	27.400 38
				33*	
				32*	
39	202	Toby Liang	Neb	Diff: 5.200	Exec: 8.250	ND: . . .	Final: 13.450	Place: 16T 31* 34* 32*	27.150 39
				33*	
				12	
40	172	Crew Bold	UM	Diff: 5.100	Exec: 8.500	ND: . . .	Final: 13.600	Place: 31* 31* 13T	27.050 40
				32*	
				33*	
				16	

2023 Rocky Mountain Open

Meet Results

Jan 21, 2023

Men / 10
Session: 1







Rank	Num	Name	Gym							AA					
41	186	Kyle Shuttle	UM	Diff: 5.600	Exec: 7.450	ND: -0.100	Final: 12.950	Place: 22	Diff: 5.200	Exec: 8.850	ND: .	Final: 14.050	Place: 23	27.000	41
42	250	Luke James	Neb	Diff: 5.500	Exec: 7.050	ND: -0.100	Final: 12.450	Place: 26T	Diff: 5.200	Exec: 9.300	ND: -0.300	Final: 14.200	Place: 17T	26.650	42
43	196	Asher Cohen	Neb	Diff: .	Exec: .	ND: .	Final: .	Place: 31*	Diff: 4.700	Exec: 8.750	ND: .	Final: 13.450	Place: 15	26.550	43
44	191	David Wolma	UM	Diff: 5.200	Exec: 6.750	ND: .	Final: 11.950	Place: 29	Diff: 5.200	Exec: 9.350	ND: .	Final: 14.550	Place: 10	26.500	44
45	129	Caden DiGerolamo	ASU	Diff: 4.700	Exec: 8.750	ND: .	Final: 13.450	Place: 16T	Diff: .	Exec: 9.350	ND: .	Final: 12.950	Place: 26	26.400	45
46	126	Vincent Colosimo	ASU	Diff: .	Exec: .	ND: .	Final: .	Place: 31*	Diff: 5.200	Exec: 8.900	ND: -0.300	Final: 13.800	Place: 27	26.200	46
47	206	Joey Pepe	Neb	Diff: .	Exec: .	ND: .	Final: .	Place: 31*	Diff: .	Exec: 7.300	ND: .	Final: 13.000	Place: 25	26.050	47
48	171	Landen Blixt	UM	Diff: 5.500	Exec: 7.250	ND: -0.300	Final: 12.450	Place: 26T	Diff: 5.200	Exec: 8.350	ND: -0.100	Final: 13.450	Place: 29	25.900	48
49	113	Charlie Miles	AF	Diff: .	Exec: .	ND: .	Final: .	Place: 31*	Diff: 4.200	Exec: 7.850	ND: .	Final: 12.050	Place: 31T	25.400	49
50	144	Nate Hutchinson	ASU	Diff: .	Exec: .	ND: .	Final: .	Place: 31*	Diff: 3.500	Exec: 8.550	ND: -0.100	Final: 12.050	Place: 31T	24.400	50

2023 Rocky Mountain Open

Meet Results

Jan 21, 2023

Men / 10
Session: 1







Rank	Num	Name	Gym							AA
51	192	Adam Wooten	UM	Diff: . . .	5.400	4.500	
				Exec: . . .	7.200	7.050	
				ND: . . .						
				Final: . . .	12.600				11.550	24.150
				Place: 31*	31*	27	32*	33*	29	51
52	168	Blake Tingzon	ASU	Diff: . . .				4.100	3.500	
				Exec: . . .				8.650	7.750	
				ND: . . .						
				Final: . . .				12.750	11.250	24.000
				Place: 31*	31*	34*	32*	28	30	52
53	133	Hunter Flechsig	ASU	Diff: . . .	4.200	3.700	
				Exec: . . .	8.100	7.050	
				ND: . . .						
				Final: . . .	12.300			. . .	10.750	23.050
				Place: 31*	31*	28T	32*	33*	31	53
54	244	Zach Martin	STAN	Diff: . . .			5.200	
				Exec: . . .			9.800	
				ND: . . .			0.100	
				Final: . . .			15.100	15.100
				Place: 31*	31*	34*	1	33*	32*	54
55	208	Zachary Tideman	Neb	Diff: . . .					5.100	
				Exec: . . .					9.000	
				ND: . . .						
				Final: . . .					14.100	14.100
				Place: 31*	31*	34*	32*	33*	7T	55
56	251	Kelton Christiansen	OU	Diff: . . .					5.000	
				Exec: . . .					9.000	
				ND: . . .						
				Final: . . .					14.000	14.000
				Place: 31*	31*	34*	32*	33*	9	56
57	179	Logan McKeown	UM	Diff: . . .				5.300	. . .	
				Exec: . . .				8.500	. . .	
				ND: . . .						
				Final: . . .				13.800	. . .	13.800
				Place: 31*	31*	34*	32*	10	32*	57
58	200	Cooper Giles	Neb	Diff: . . .	5.200	
				Exec: . . .	8.500	
				ND: . . .						
				Final: . . .	13.700				. . .	13.700
				Place: 31*	7	34*	32*	33*	32*	58
59T	170	Javier Alfonso	UM	Diff: . . .		5.600	
				Exec: . . .		8.050	
				ND: . . .						
				Final: . . .		13.650			. . .	13.650
				Place: 31*	31*	11T	32*	33*	32*	59T
59T	230	Mark Berlaga	STAN	Diff: . . .		5.700	
				Exec: . . .		7.950	
				ND: . . .						
				Final: . . .		13.650			. . .	13.650
				Place: 31*	31*	11T	32*	33*	32*	59T

2023 Rocky Mountain Open

Meet Results

Jan 21, 2023

Men / 10
Session: 1







Rank	Num	Name	Gym							AA
61	246	Brandon Nguyen	STAN	Diff:	5.300	5.300	
				Exec:	8.300	
				ND:	
				Final:	13.600	13.600	13.600
				Place: 31*	31*	34*	32*	11T	32*	61
62	252	Mac Seyler	OU	Diff:	5.300	
				Exec:	8.200	
				ND:	
				Final:	13.500	13.500
				Place: 31*	9	34*	32*	33*	32*	62
63T	205	Moritz Mueller	Neb	Diff:	4.600	
				Exec:	8.700	
				ND:	
				Final:	13.300	13.300
				Place: 31*	31*	16	32*	33*	32*	63T
63T	190	David Willett	UM	Diff:	5.100	
				Exec:	8.200	
				ND:	
				Final:	13.300	13.300
				Place: 31*	10T	34*	32*	33*	32*	63T
65	229	Ignacio Yockers	OU	Diff:	6.500	
				Exec:	6.700	
				ND:	
				Final:	13.200	13.200
				Place: 31*	13	34*	32*	33*	32*	65
66	189	Virgil Watkins	UM	Diff:	5.900	
				Exec:	7.250	
				ND:	
				Final:	13.150	13.150
				Place: 31*	31*	34*	32*	21	32*	66
67	106	Patrick Hoopes	AF	Diff:	6.500	
				Exec:	6.500	
				ND:	
				Final:	13.000	13.000
				Place: 31*	14	34*	32*	33*	32*	67
68T	115	Jake Sampier	AF	Diff: 5.200	
				Exec: 7.700	
				ND:	
				Final: 12.900	12.900
				Place: 23	31*	34*	32*	33*	32*	68T
68T	213	Alan Camillus	OU	Diff:	5.600	
				Exec:	7.300	
				ND:	
				Final:	12.900	12.900
				Place: 31*	31*	21T	32*	33*	32*	68T
70T	101	Jacob Becchetti	AF	Diff:	4.500	
				Exec:	8.350	
				ND:	
				Final:	12.850	12.850
				Place: 31*	31*	24T	32*	33*	32*	70T

2023 Rocky Mountain Open

Meet Results

Jan 21, 2023

Men / 10
Session: 1

Rank	Num	Name	Gym							AA					
70T	104	Sam Brown	AF	Diff: 4.600	Exec: 8.250	ND: .	Final: 12.850	Place: 31*	15T	34*	32*	33*	32*	12.850	70T
70T	111	Jack Marlock	AF	Diff: 4.900	Exec: 7.950	ND: .	Final: 12.850	Place: 31*	15T	34*	32*	33*	32*	12.850	70T
73	127	Clayton Cunningham	ASU	Diff: 4.300	Exec: 8.500	ND: .	Final: 12.800	Place: 31*	18	34*	32*	33*	32*	12.800	73
74	130	Ethan DiGerolamo	ASU	Diff: 4.300	Exec: 8.000	ND: .	Final: 12.300	Place: 31*	31*	28T	32*	33*	32*	12.300	74
75	151	Zach Litwin	ASU	Diff: 4.600	Exec: 7.600	ND: .	Final: 12.200	Place: 31*	25	34*	32*	33*	32*	12.200	75
76	210	Nathan York	Neb	Diff: 5.300	Exec: 6.750	ND: .	Final: 12.050	Place: 31*	27	34*	32*	33*	32*	12.050	76
77	178	Steven Lukasik	UM	Diff: .	Exec: .	ND: .	Final: 11.800	Place: 31*	31*	34*	32*	33*	28	11.800	77
78	140	Dylan Hauptmeir	ASU	Diff: 4.500	Exec: 6.250	ND: .	Final: 10.750	Place: 31*	29	34*	32*	33*	32*	10.750	78
79	185	Markus Shears	UM	Diff: 5.200	Exec: 5.250	ND: .	Final: 10.450	Place: 31*	30	34*	32*	33*	32*	10.450	79
80*	182	Rithik Puri	UM	Diff: .	Exec: .	ND: .	Final: 0.000	Place: 31*	31*	34*	32*	33*	32*	0.000	80*