

NCAA Gymnastics Score Sheet

Teams: Home Penn State Univ.

Visitor Springfield College

Date Apr 15, 2022

Place Lloyd Noble Center

Attendance

744

Name	D	1	2	3	4	5	nd	AVE
1 Ethan Dick 1006	5.1	8.3	8.1	8.3	8.5	8.5		13.466
2 Kaleb Booth 1002	5.0	8.5	8.9	8.6	8.6	8.5		13.566
3 Michael Artlip 1001	5.1	8.6	8.6	8.3	8.3	8.2		13.500
4 Robbie Shamp 1017	5.3	8.7	8.6	8.8	8.7	8.8		14.033
5 Matt Cormier 1005	5.8	8.2	8.1	7.9	7.9	8.0		13.800

Name	D	1	2	3	4	5	nd	AVE
1 Timothy Templeton 1121	4.6	7.2	7.6	7.3	7.4	7.0		11.900
2 Jakarie Williams 1124	5.1	8.1	8.3	7.9	8.3	8.1		13.266
3 Dominic Ramalho 1120	4.6	8.7	9.0	8.8	8.8	8.8		13.400
4 Andrae Butler 1103	5.4	7.8	8.0	7.7	7.8	8.0		13.266
5 Charles Kramer 1114	4.7	8.3	8.3	8.3	8.4	8.0		13.000

Floor Score: 68.365 Running Score: 68.365

Floor Score: 64.832 Running Score: 64.832

Name	D	1	2	3	4	5	nd	AVE
1 Ethan Dick 1006	5.3	5.8	5.9	5.6	5.1	5.2		10.833
2 Josh Karnes 1008	5.4	7.9	7.4	7.8	7.7	7.5		13.066
3 Michael Jaroh 1007	5.1	8.4	8.4	8.5	8.4	8.5		13.533
4 Nick Mock 1011	5.0	5.8	6.2	6.3	6.1	6.2		11.166
5 Chase Clingman 1004	5.4	7.9	7.5	7.7	7.5	7.8		13.066

Name	D	1	2	3	4	5	nd	AVE
1 Dominic Ramalho 1120	3.1	8.1	8.5	8.4	8.3	8.4		11.466
2 Jaden Laubstein 1117	4.6	7.3	7.4	7.4	7.6	7.7		12.066
3 Felix Kriedemann 1115	4.3	8.0	7.9	8.2	8.0	8.4		12.366
4 Juan Gomez 1112	4.5	7.2	7.2	7.2	7.0	6.6		11.633
5 Colton O'Brien 1119	4.7	7.0	7.3	7.3	6.9	7.3		11.900

Pommel Score: 61.664 Running Score: 130.029

Pommel Score: 59.431 Running Score: 124.263

Name	D	1	2	3	4	5	nd	AVE
1 Robbie Shamp 1017	4.8	8.3	8.6	8.3	8.6	8.0		13.200
2 Josh Reinstein 1015	5.0	8.3	8.6	8.1	7.9	8.2		13.200
3 Nathaniel Warren 1019	4.6	8.8	8.8	9.2	8.7	9.0		13.466
4 Michael Jaroh 1007	4.8	9.1	9.1	8.9	9.1	9.3		13.900
5 Matt Cormier 1005	4.7	8.7	8.7	8.6	8.5	8.7		13.366

Name	D	1	2	3	4	5	nd	AVE
1 Carter Cocharo 1104	3.9	7.8	7.8	8.3	7.9	7.7		11.733
2 Juan Gomez 1112	4.1	8.6	8.5	8.2	8.3	8.3		12.466
3 Noah Dhaliwal 1107	4.2	8.3	8.6	8.5	8.5	8.5		12.700
4 David Handron 1113	4.5	8.2	7.9	8.0	8.1	8.2		12.600
5 Dominic Ramalho 1120	4.1	8.3	8.7	8.4	8.4	8.3		12.466

Rings Score: 67.132 Running Score: 197.161

Rings Score: 61.965 Running Score: 186.228

Name	D	1	2	3	4	5	nd	AVE
1 Robbie Shamp 1017	4.8	8.9	9.2	8.9	9.0	9.0	-0.1	13.666
2 Kaleb Booth 1002	4.8	9.1	9.3	9.0	9.1	9.3		13.966
3 Michael Artlip 1001	4.9	9.5	9.3	9.3	9.2	9.1		14.166
4 Matt Cormier 1005	5.2	9.2	9.0	8.9	9.0	9.3		14.266
5 Michael Jaroh 1007	5.2	9.3	8.9	9.0	9.1	8.9		14.200

Name	D	1	2	3	4	5	nd	AVE
1 Timothy Templeton 1121	4.8	8.5	8.1	8.6	8.6	8.7	-0.1	13.266
2 Ray Bridges 1101	4.8	8.8	8.2	8.7	8.6	8.6	-0.3	13.133
3 Jakarie Williams 1124	4.8	9.2	9.1	9.0	9.2	8.8		13.900
4 Andrae Butler 1103	4.8	8.9	8.8	9.1	8.7	8.9		13.666
5 Dominic Ramalho 1120	4.8	9.1	9.1	9.2	9.3	8.9	-0.1	13.833

Vault Score: 70.264 Running Score: 267.425

Vault Score: 67.798 Running Score: 254.026

Name	D	1	2	3	4	5	nd	AVE
1 Andres Perez Gines 1013	5.1	7.8	8.0	7.9	7.9	8.2		13.033
2 Ethan Dick 1006	5.3	8.2	8.3	8.6	8.5	8.5		13.733
3 Josh Karnes 1008	5.3	8.0	8.6	8.2	7.7	8.5		13.533
4 Matt Cormier 1005	4.3	6.0	5.3	4.7	5.5	5.8		9.833
5 Michael Jaroh 1007	5.2	8.4	9.1	8.7	9.0	9.2		14.133

Name	D	1	2	3	4	5	nd	AVE
1 Ray Bridges 1101	4.3	8.4	8.3	8.8	8.7	8.6		12.866
2 Carter Cocharo 1104	4.4	7.7	7.9	8.0	8.4	8.3		12.466
3 Felix Kriedemann 1115	4.6	7.7	8.0	7.8	8.1	8.3		12.566
4 Christian Wilkey Jr. 1123	4.1	8.6	8.5	8.2	7.7	8.5		12.500
5 Dominic Ramalho 1120	4.4	8.6	9.0	8.4	8.6	8.9		13.100

P. Bar Score: 64.265 Running Score: 331.690

P. Bar Score: 63.498 Running Score: 317.524

Name	D	1	2	3	4	5	nd	AVE
1 Andres Perez Gines 1013	4.7	8.6	8.8	8.8	8.6	8.7		13.400
2 Josh Karnes 1008	5.0	8.8	8.5	8.5	8.5	8.5		13.500
3 Michael Artlip 1001	5.0	7.8	7.5	7.8	7.9	7.9		12.833
4 Matt Cormier 1005	4.9	8.6	8.1	8.7	8.7	8.8		13.566
5 Michael Jaroh 1007	5.2	7.4	7.3	7.9	7.8	8.0		12.900

Name	D	1	2	3	4	5	nd	AVE
1 Charles Kramer 1114	3.5	9.9	9.0	8.4	9.1	9.1		12.566
2 Ray Bridges 1101	3.8	8.6	8.9	8.8	8.8	8.8		12.600
3 Noah Dhaliwal 1107	3.9	8.5	8.4	8.7	8.6	8.5		12.433
4 Felix Kriedemann 1115	4.2	8.5	7.9	8.3	8.4	8.7		12.600
5 Kyle Lukaesko 1118	3.9	8.9	8.9	8.9	8.8	8.9		12.800

H. Bar Score: 66.199 Running Score: 397.889

H. Bar Score: 62.999 Running Score: 380.523

Final Team Score: 397.889

Final Team Score: 380.523

All-Arounders

	Cormier	Jaroh			
FX	13.800	12.300			
PH	8.200	13.533			
SR	13.366	13.900			
VT	14.266	14.200			
PB	9.833	14.133			
HB	13.566	12.900			
AA	73.031	80.966			

All-Arounders

	Ramalho				
	13.400				
	11.466				
	12.466				
	13.833				
	13.100				
	12.033				
	76.298				

Judge's Signatures * FX Lenny Lucarelli, Dave Millard * PH Tim Michaels, Howard Steere * SR Paul Evatt, Mitch Griffin * VT Kevin Muenz, MacKenzie Dow * PB Cameron Sweeny, Dave Johnson * HB Mickey Curth, Gerrit DeJonge

* Head Judge FX Jeff Zach, Mike Brey, Greg Didech PH Andy Brown, Felix Aronovich, Michael N SR David Contreras, Andy Zembower, Dan VT Dean Matthews, Jonathan Conrad, Ed Y PB Devin DeBacker, Lynn Bowman, Mike H HB Karen Muschinske, Tom McNamee, Chri

Coach's Signature Randy Jepson

Coach's Signature Matt Davis

NCAA Gymnastics Score Sheet

Teams: Home Stanford Univ.

Visitor U.C. Berkeley - California

Date Apr 15, 2022

Place Lloyd Noble Center

Attendance

744

Name	D	1	2	3	4	5	nd	AVE
1 Taylor Burkhart 1205	5.6	8.5	8.6	8.4	8.4	8.4		14.033
2 Colt Walker 1221	5.9	8.8	8.7	8.9	8.9	8.8		14.733
3 Blake Wilson 1222	5.3	9.0	9.2	9.1	9.0	9.1		14.366
4 Riley Loos 1211	5.7	8.5	8.4	8.6	8.4	8.3		14.133
5 Bryan Perla 1217	5.6	8.9	9.1	8.9	8.8	8.7		14.466

Name	D	1	2	3	4	5	nd	AVE
1 Collin Cunane 302	4.9	8.9	8.9	8.9	8.9	8.7		13.800
2 David Rauchwerger 311	4.5	8.8	8.8	8.9	8.9	8.9		13.366
3 Noah Newfeld 308	4.9	8.6	8.3	8.4	8.5	8.3		13.300
4 Caleb Rickard 312	4.8	7.7	7.8	7.4	7.6	7.5		12.400
5 Yu-Chen Lee 306	5.3	8.3	8.6	8.3	8.2	8.2		13.566

Floor Score: **71.731** Running Score: **71.731**

Floor Score: **66.432** Running Score: **66.432**

Pommel	1	2	3	4	5	nd	AVE
1 Blake Sun 1219	5.1	8.5	8.5	8.4	8.5		13.600
2 Taylor Burkhart 1205	5.0	8.7	8.7	8.9	9.1	8.9	13.833
3 Ian Gunther 1207	5.2	8.5	8.7	8.4	8.3	8.3	13.600
4 Brody Malone 1212	5.4	8.0	8.1	8.1	8.1	8.1	13.500
5 Khoi Young 1223	6.2	8.9	9.0	9.1	9.1	9.3	15.266

Pommel	1	2	3	4	5	nd	AVE
1 Tyler Shimizu 316	5.1	8.3	8.5	8.5	8.3	8.4	13.500
2 Noah Newfeld 308	4.7	8.0	8.4	8.1	7.9	8.2	12.800
3 Caleb Rickard 312	4.2	7.5	7.4	7.0	7.5	7.5	11.666
4 Aidan Li 307	5.4	7.0	7.0	7.5	7.4	7.5	12.700
5 Will Lavanakul 305	5.4	8.7	8.7	8.5	8.2	8.4	13.933

Pommel Score: **69.799** Running Score: **141.530**

Pommel Score: **64.599** Running Score: **131.031**

Rings	1	2	3	4	5	nd	AVE
1 Riley Loos 1211	5.6	8.7	8.7	9.0	9.0	8.9	14.466
2 Ian Lasic-Ellis 1209	5.0	9.1	9.1	9.2	9.2	9.0	14.133
3 Taylor Burkhart 1205	4.9	9.3	9.3	9.1	9.0	9.2	14.100
4 Mark Berlaqa 1201	5.2	8.9	9.1	9.0	9.1	9.0	14.233
5 Thomas Lee 1210	5.6	8.7	9.1	9.1	9.0	8.7	14.533

Rings	1	2	3	4	5	nd	AVE
1 Landon Wu 320	4.5	8.9	8.8	8.9	8.7	9.0	13.366
2 Chris Scales 314	4.7	8.1	8.0	8.6	8.2	7.8	12.800
3 Tyler Shimizu 316	4.4	8.9	9.0	8.7	8.2	8.8	13.200
4 Noah Newfeld 308	4.6	7.9	8.3	7.9	7.9	8.3	12.633
5 Yu-Chen Lee 306	4.8	8.6	8.4	8.4	8.5	8.4	13.233

Rings Score: **71.465** Running Score: **212.995**

Rings Score: **65.232** Running Score: **196.263**

Vault	1	2	3	4	5	nd	AVE
1 Curran Phillips 1218	5.2	9.2	9.5	9.4	9.1	9.3	14.500
2 Brody Malone 1212	5.3	9.5	9.4	9.7	9.5	9.5	14.800
3 Khoi Young 1223	5.6	9.2	9.3	9.1	9.0	9.3	14.800
4 Zach Martin 1213	5.2	9.5	9.5	9.3	9.5	9.3	14.633
5 Bryan Perla 1217	5.2	9.4	9.3	9.5	9.2	9.3	14.533

Vault	1	2	3	4	5	nd	AVE
1 Jelani Sweet 318	4.8	9.1	9.1	9.1	9.0	9.3	13.900
2 David Rauchwerger 311	4.8	9.0	8.9	9.0	8.8	8.9	13.633
3 Yu-Chen Lee 306	4.8	8.9	8.6	9.2	9.0	9.1	13.800
4 Seth Ornelas 309	5.2	8.0	7.9	8.0	7.5	8.0	13.166
5 Caleb Rickard 312	5.2	9.1	8.6	9.0	9.1	8.8	14.066

Vault Score: **73.266** Running Score: **286.261**

Vault Score: **68.565** Running Score: **264.828**

Parallel Bars	1	2	3	4	5	nd	AVE
1 Ian Gunther 1207	5.4	8.5	8.9	8.6	9.1	8.9	14.200
2 Colt Walker 1221	5.7	8.1	7.9	7.6	7.7	8.4	13.600
3 Brody Malone 1212	5.8	8.2	8.5	8.7	9.0	8.5	14.366
4 Curran Phillips 1218	6.7	8.3	8.5	8.4	8.8	8.6	15.200
5 Blake Sun 1219	6.3	8.3	8.1	8.7	8.0	8.5	14.600

Parallel Bars	1	2	3	4	5	nd	AVE
1 Landon Wu 320	4.7	7.9	8.3	8.0	8.1	8.2	12.800
2 Seth Ornelas 309	4.4	8.0	8.3	8.4	8.5	8.4	12.766
3 Caleb Rickard 312	4.4	8.0	8.1	8.3	8.2	7.6	12.500
4 Noah Newfeld 308	5.1	8.3	8.3	8.3	8.7	8.5	13.466
5 Yu-Chen Lee 306	4.9	8.3	8.4	7.9	8.5	8.4	13.266

P. Bar Score: **71.966** Running Score: **358.227**

P. Bar Score: **64.798** Running Score: **329.626**

Horizontal Bar	1	2	3	4	5	nd	AVE
1 J.R. Chou 1206	4.9	8.4	8.1	8.8	8.3	8.6	13.333
2 Taylor Burkhart 1205	5.1	8.2	8.0	8.2	8.3	8.2	13.300
3 Brody Malone 1212	6.2	7.5	7.0	7.8	7.8	7.4	13.766
4 Curran Phillips 1218	5.5	8.6	8.6	8.5	8.5	8.5	14.033
5 Ian Gunther 1207	4.8	9.0	8.7	8.9	9.1	8.7	13.666

Horizontal Bar	1	2	3	4	5	nd	AVE
1 Collin Cunane 302	4.7	8.5	8.0	8.5	8.8	8.6	13.233
2 Landon Wu 320	3.8	9.1	9.3	8.4	8.8	8.8	12.700
3 Noah Newfeld 308	4.3	8.7	8.8	9.0	8.6	8.8	13.066
4 Yu-Chen Lee 306	4.1	8.6	8.9	8.8	8.7	8.7	12.833
5 Caleb Rickard 312	4.3	9.1	8.5	9.2	9.0	9.1	13.366

H. Bar Score: **68.098** Running Score: **426.325**

H. Bar Score: **65.198** Running Score: **394.824**

Final Team Score: **426.325**

Final Team Score: **394.824**

All-Arounders

All-Arounders

FX	PH	SR	VT	PB	HB	AA

Lee	Newfeld	Rickard
13.566	13.300	12.400
5.400	12.800	11.666
13.233	12.633	12.066
13.800	13.066	14.066
13.266	13.466	12.500
12.833	13.066	13.366
72.098	78.331	76.064

Judge's Signatures * FX Lenny Lucarello, Dave Millard * PH Tim Michaels, Howard Steere * SR Paul Evatt, Mitch Griffin * VT Kevin Muenz, MacKenzie Dow * PB Cameron Sweeny, Dave Johnson * HB McKey Curth, Gerrit DeJonge

* Head Judge FX Jeff Zach, Mike Brey, Greg Didech PH Andy Brown, Felix Aronovich, Michael N SR David Contreras, Andy Zembower, Dan VT Dean Matthews, Jonathan Conrad, Ed Y PB Devin DeBacker, Lynn Bowman, Mike H HB Karen Muschinske, Tom McNamee, Chri

Coach's Signature Thom Glielmi

Coach's Signature JT Okada

NCAA Gymnastics Score Sheet

Teams: Home Univ. Of Illinois

Visitor Univ. Of Nebraska

Date Apr 15, 2022

Place Lloyd Noble Center

Attendance

744

Name	D	1	2	3	4	5	nd	AVE
1 Dylan Kolak	410	5.4	8.5	8.8	8.8	8.6	8.5	14.033
2 Hamish Carter	403	5.6	7.9	8.1	7.9	7.7	8.0	13.533
3 Josh Cook	404	5.4	8.3	8.0	8.2	8.1	8.2	13.566
4 Clay Stephens	413	5.8	8.3	8.6	8.2	8.5	8.4	14.200
5 Connor McCool	414	5.8	7.9	7.8	8.1	8.2	8.0	13.800

Name	D	1	2	3	4	5	nd	AVE
1 Dylan LeClair	712	4.7	8.7	9.2	9.0	9.1	8.9	13.700
2 Chris Hiser	708	5.2	8.1	7.8	8.0	8.1	8.0	13.233
3 Taylor Christopulos	703	5.5	8.1	7.9	7.9	7.9	8.1	13.466
4 Charlie Giles	706	5.4	8.5	8.6	8.6	8.5	8.5	13.933
5 Sam Phillips	717	5.6	8.6	8.7	8.5	8.6	8.4	14.066

Floor Score: 69.132 Running Score: 69.132

Floor Score: 68.398 Running Score: 68.398

Name	D	1	2	3	4	5	nd	AVE
1 Michael Fletcher	406	4.8	8.1	8.3	8.1	8.0	8.1	12.900
2 David Pochinka	417	4.9	8.6	8.7	8.5	8.4	8.2	13.400
3 Will Hauke	407	5.1	7.5	7.7	7.4	7.6	7.8	12.700
4 Hamish Carter	403	5.0	7.2	7.0	7.2	7.0	7.2	12.133
5 Ian Skirkey	419	5.7	7.2	7.4	7.2	6.7	7.5	12.966

Name	D	1	2	3	4	5	nd	AVE
1 Taylor Christopulos	703	4.8	8.5	8.3	8.4	8.5	8.7	13.266
2 Travis Wong	719	4.7	8.8	8.8	8.8	8.6	8.7	13.466
3 Khalil Jackson	709	5.0	8.9	8.7	8.6	8.8	8.9	13.800
4 Evan Kriley	711	5.1	8.0	8.2	8.4	8.2	8.3	13.333
5 Charlie Giles	706	5.3	8.0	8.3	8.1	8.5	8.5	13.600

Pommel Score: 64.099 Running Score: 133.231

Pommel Score: 67.465 Running Score: 135.863

Name	D	1	2	3	4	5	nd	AVE
1 Jordan Kovach	411	4.5	9.0	9.2	9.0	8.9	9.1	13.533
2 Josh Cook	404	4.7	8.4	8.5	8.9	8.5	8.5	13.200
3 Logan Myers	416	4.4	9.1	9.0	8.9	9.1	9.0	13.433
4 Yan Inhaber-Courches	409	4.7	9.1	9.1	8.8	8.8	9.2	13.700
5 Ashton Anaya	401	5.6	8.3	8.7	8.4	8.8	8.0	14.066

Name	D	1	2	3	4	5	nd	AVE
1 Dylan LeClair	712	4.7	8.9	8.9	9.0	8.9	9.0	13.633
2 Moritz Mueller	715	4.1	9.0	9.1	9.1	9.1	9.0	13.166
3 Liam Doherty-Herwitz	705	4.6	9.4	9.6	9.2	9.3	9.4	13.966
4 Sam Phillips	717	4.7	8.8	9.1	8.8	8.8	9.0	13.566
5 Dylan Young	720	4.7	8.4	8.1	8.5	8.7	8.5	13.166

Rings Score: 67.932 Running Score: 201.163

Rings Score: 67.497 Running Score: 203.360

Name	D	1	2	3	4	5	nd	AVE
1 Connor McCool	414	5.2	8.8	8.4	8.8	8.7	8.9	13.966
2 Clay Stephens	413	4.8	9.2	9.2	9.1	9.1	9.2	13.966
3 Dylan Kolak	410	5.2	9.1	8.6	8.9	8.8	8.8	-0.3 13.733
4 Evan Manivong	412	5.2	8.9	9.1	9.1	9.2	9.3	-0.1 14.233
5 Hamish Carter	403	4.9	9.5	9.7	9.6	9.6	9.5	-0.1 14.366

Name	D	1	2	3	4	5	nd	AVE
1 Dylan LeClair	712	4.9	9.5	9.5	9.6	9.7	9.6	14.466
2 Donte McKinney	713	5.2	9.4	9.6	9.5	9.5	9.6	14.733
3 Sam Phillips	717	5.2	9.2	8.9	9.3	9.1	9.2	-0.1 14.266
4 Charlie Giles	706	5.2	9.6	9.3	9.4	9.5	9.4	14.633
5 Taylor Christopulos	703	5.2	9.3	9.2	9.2	9.2	9.3	14.433

Vault Score: 70.264 Running Score: 271.427

Vault Score: 72.531 Running Score: 275.891

Name	D	1	2	3	4	5	nd	AVE
1 Michael Fletcher	406	5.2	9.0	9.2	9.2	9.2	9.2	14.400
2 Jordan Kovach	411	4.7	8.5	8.7	8.6	8.5	8.8	13.300
3 Will Hauke	407	5.1	8.9	9.2	9.1	9.3	9.1	14.233
4 David Pochinka	417	5.4	8.3	8.4	8.3	8.4	8.5	13.766
5 Hamish Carter	403	5.0	9.0	8.5	8.9	8.8	8.6	13.766

Name	D	1	2	3	4	5	nd	AVE
1 Dylan LeClair	712	4.8	8.7	8.5	9.0	9.0	8.7	13.600
2 Taylor Christopulos	703	4.5	9.1	8.4	8.7	8.7	8.8	13.233
3 Sam Phillips	717	5.3	8.0	8.5	7.8	8.9	8.6	13.666
4 Dylan Young	720	4.7	8.5	8.7	8.4	8.7	9.0	13.333
5 Dillan King	710	5.0	9.3	9.1	8.9	8.8	8.8	13.933

P. Bar Score: 69.465 Running Score: 340.892

P. Bar Score: 67.765 Running Score: 343.656

Name	D	1	2	3	4	5	nd	AVE
1 Evan Manivong	412	4.9	9.0	8.8	8.6	8.9	8.7	13.700
2 Michael Fletcher	406	4.8	8.0	7.5	7.8	7.6	7.7	12.500
3 Clay Stephens	413	5.1	8.6	8.4	8.1	8.4	8.5	13.533
4 Will Hauke	407	3.9	8.5	8.2	8.7	9.0	8.9	12.600
5 Hamish Carter	403	4.6	9.1	8.8	8.9	8.9	8.8	13.466

Name	D	1	2	3	4	5	nd	AVE
1 Dylan LeClair	712	4.2	9.0	9.3	9.0	8.7	8.7	13.100
2 Taylor Christopulos	703	4.4	8.9	9.0	8.9	8.8	9.2	13.333
3 Donte McKinney	713	4.8	9.2	9.1	8.8	8.8	8.8	13.700
4 Dillan King	710	4.9	8.9	9.0	9.0	8.7	9.1	13.866
5 Sam Phillips	717	5.4	8.4	8.1	8.3	8.4	8.3	13.733

H. Bar Score: 65.799 Running Score: 406.691

H. Bar Score: 67.732 Running Score: 411.388

Final Team Score: 406.691

Final Team Score: 411.388

All-Arounders

All-Arounders

FX	Carter							
	13.533							
PH								
	12.133							
SR								
	13.533							
VT								
	14.366							
PB								
	13.766							
HB								
	13.466							
AA								
	80.797							

FX								
PH								
SR								
VT								
PB								
HB								
AA								

Judge's Signatures * FX Lenny Lucarello, Dave Millard * PH Tim Michaels, Howard Steere * SR Paul Evatt, Mitch Griffin * VT Kevin Muenz, MacKenzie Dow * PB Cameron Sweeny, Dave Johnson * HB Mickey Curth, Gerrit DeJonge

* Head Judge FX Jeff Zach, Mike Brey, Greg Didech PH Andy Brown, Felix Aronovich, Michael N SR David Contreras, Andy Zembower, Dan VT Dean Matthews, Jonathan Conrad, Ed Y PB Devin DeBacker, Lynn Bowman, Mike H HB Karen Muschinske, Tom McNamee, Chri







Coach's Signature Justin Spring

Coach's Signature Chuck Chmelka

2022 NCAA Championships - Qualifier

Team Results







Apr 15, 2022

Rank	Gym	Team	Score						
1	Stanford	X	426.325	71.731 1	69.799 1	71.465 1	73.266 1	71.966 1	68.098 1
2	Nebraska	X	411.388	68.398 3	67.465 2	67.497 3	72.531 2	67.765 3	67.732 2
3	Illinois	X	406.691	69.132 2	64.099 4	67.932 2	70.264 3T	69.465 2	65.799 4
4	Penn State	X	397.889	68.365 4	61.664 5	67.132 4	70.264 3T	64.265 5	66.199 3
5	California	X	394.824	66.432 5	64.599 3	65.232 5	68.565 5	64.798 4	65.198 5
6	Springfield	X	380.523	64.832 6	59.431 6	61.965 6	67.798 6	63.498 6	62.999 6

2022 NCAA Championships - Qualifier

Team Results







Apr 15, 2022

Rank	Gym	Team	Score						
1	Stanford	X	426.325	71.731 1	69.799 1	71.465 1	73.266 1	71.966 1	68.098 1
	1221	Colt Walker		14.733				13.600	
	1217	Bryan Perla		14.466			14.533		
	1222	Blake Wilson		14.366					
	1211	Riley Loos		14.133		14.466			
	1205	Taylor Burkhart		14.033	13.833	14.100			13.300
	1223	Khoi Young			15.266		14.800		
	1207	Ian Gunther			13.600			14.200	13.666
	1219	Blake Sun			13.600			14.600	
	1212	Brody Malone			13.500		14.800	14.366	13.766
	1210	Thomas Lee				14.533			
	1201	Mark Berlaga				14.233			
	1209	Ian Lasic-Ellis				14.133			
	1213	Zach Martin					14.633		
	1218	Curran Phillips					14.500	15.200	14.033
	1206	J.R. Chou							13.333
2	Nebraska	X	411.388	68.398 3	67.465 2	67.497 3	72.531 2	67.765 3	67.732 2
	717	Sam Phillips		14.066		13.566	14.266	13.666	13.733
	706	Charlie Giles		13.933	13.600		14.633		
	712	Dylan LeClair		13.700		13.633	14.466	13.600	13.100
	703	Taylor Christopoulos		13.466	13.266		14.433	13.233	13.333
	708	Chris Hiser		13.233					
	709	Khalil Jackson			13.800				
	719	Travis Wong			13.466				
	711	Evan Kriley			13.333				
	705	Liam Doherty-Herwitz				13.966			
	720	Dylan Young				13.166		13.333	
	715	Moritz Mueller				13.166			
	713	Donte McKinney					14.733		13.700
	710	Dillan King						13.933	13.866

2022 NCAA Championships - Qualifier

Team Results







Apr 15, 2022

Rank	Gym	Team	Score						
3	Illinois	X	406.691	69.132 2	64.099 4	67.932 2	70.264 3T	69.465 2	65.799 4
	413	Clay Stephens		14.200			13.966		13.533
	410	Dylan Kolak		14.033			13.733		
	414	Connor McCool		13.800			13.966		
	404	Josh Cook		13.566		13.200			
	403	Hamish Carter		13.533	12.133		14.366	13.766	13.466
	417	David Pochinka			13.400			13.766	
	419	Ian Skirkey			12.966				
	406	Michael Fletcher			12.900			14.400	12.500
	407	Will Hauke			12.700			14.233	12.600
	401	Ashton Anaya				14.066			
	409	Yan Inhaber-Courchesne				13.700			
	411	Jordan Kovach				13.533		13.300	
	416	Logan Myers				13.433			
	412	Evan Manivong					14.233		13.700
4	Penn State	X	397.889	68.365 4	61.664 5	67.132 4	70.264 3T	64.265 5	66.199 3
	1017	Robbie Shamp		14.033		13.200	13.666		
	1005	Matt Cormier		13.800		13.366	14.266	9.833	13.566
	1002	Kaleb Booth		13.566			13.966		
	1001	Michael Artlip		13.500			14.166		12.833
	1006	Ethan Dick		13.466	10.833			13.733	
	1007	Michael Jaroh			13.533	13.900	14.200	14.133	12.900
	1008	Josh Karnes			13.066			13.533	13.500
	1004	Chase Clingman			13.066				
	1011	Nick Mock			11.166				
	1019	Nathaniel Warren				13.466			
	1015	Josh Reinstein				13.200			
	1013	Andres Perez Gines						13.033	13.400
5	California	X	394.824	66.432 5	64.599 3	65.232 5	68.565 5	64.798 4	65.198 5
	302	Collin Cunane		13.800					13.233
	306	Yu-Chen Lee		13.566		13.233	13.800	13.266	12.833
	311	David Rauchwerger		13.366			13.633		
	308	Noah Newfeld		13.300	12.800	12.633		13.466	13.066
	312	Caleb Rickard		12.400	11.666		14.066	12.500	13.366
	305	Will Lavanakul			13.933				
	316	Tyler Shimizu			13.500	13.200			
	307	Aidan Li			12.700				
	320	Landon Wu				13.366		12.800	12.700
	314	Chris Scales				12.800			
	318	Jelani Sweet					13.900		
	309	Seth Ornelas					13.166	12.766	

2022 NCAA Championships - Qualifier

Team Results

Apr 15, 2022

Rank	Gym	Team	Score						
6	Springfield	X	380.523	64.832	59.431	61.965	67.798	63.498	62.999
				6	6	6	6	6	6
	1120	Dominic Ramalho		13.400	11.466	12.466	13.833	13.100	
	1124	Jakarie Williams		13.266			13.900		
	1103	Andrae Butler		13.266			13.666		
	1114	Charles Kramer		13.000					12.566
	1121	Timothy Templeton		11.900			13.266		
	1115	Felix Kriedemann			12.366			12.566	12.600
	1117	Jaden Laubstein			12.066				
	1119	Colton O'Brien			11.900				
	1112	Juan Gomez			11.633	12.466			
	1107	Noah Dhaliwal				12.700			12.433
	1113	David Handron				12.600			
	1104	Carter Cocharado				11.733		12.466	
	1101	Ray Bridges					13.133	12.866	12.600
	1123	Christian Wilkey Jr.						12.500	
	1118	Kyle Lukaesko							12.800

2022 NCAA Championships - Qualifier

Event Results - Vault

Apr 15, 2022

Page: 1
Printed: 4/15/2022 3:17 PM

Men / 10

Session: 1



Rank	Num	Name	Gym	Diff	Exec	ND	Score	Out
1T	1212	Brody Malone	Stanford	5.300	9.500	-.-	14.800	0.000
1T	1223	Khoi Young	Stanford	5.600	9.200	-.-	14.800	0.000
3	713	Donte McKinney	Nebraska	5.200	9.533	-.-	14.733	0.067
4*	1213	Zach Martin	Stanford	5.200	9.433	-.-	14.633	0.167
4*	706	Charlie Giles	Nebraska	5.200	9.433	-.-	14.633	0.167
6	1217	Bryan Perla	Stanford	5.200	9.333	-.-	14.533	0.267
7	1218	Curran Phillips	Stanford	5.200	9.300	-.-	14.500	0.300
8	712	Dylan LeClair	Nebraska	4.900	9.566	-.-	14.466	0.334
9	703	Taylor Christopulos	Nebraska	5.200	9.233	-.-	14.433	0.367
10	403	Hamish Carter	Illinois	4.900	9.566	-0.1	14.366	0.434
11T	717	Sam Phillips	Nebraska	5.200	9.166	-0.1	14.266	0.534
11T	1005	Matt Cormier	Penn State	5.200	9.066	-.-	14.266	0.534
13	412	Evan Manivong	Illinois	5.200	9.133	-0.1	14.233	0.567
14	1007	Michael Jaroh	Penn State	5.200	9.000	-.-	14.200	0.600
15	1001	Michael Artlip	Penn State	4.900	9.266	-.-	14.166	0.634
16	312	Caleb Rickard	California	5.200	8.966	-0.1	14.066	0.734
17	1308	Sam Lee	W&M	4.800	9.300	-0.1	14.000	0.800
18*	1002	Kaleb Booth	Penn State	4.800	9.166	-.-	13.966	0.834
18*	413	Clay Stephens	Illinois	4.800	9.166	-.-	13.966	0.834
18T	414	Connor McCool	Illinois	5.200	8.766	-.-	13.966	0.834
21*	1124	Jakarie Williams	Springfield	4.800	9.100	-.-	13.900	0.900
21*	318	Jelani Sweet	California	4.800	9.100	-.-	13.900	0.900
23	1120	Dominic Ramalho	Springfield	4.800	9.133	-0.1	13.833	0.967
24	306	Yu-Chen Lee	California	4.800	9.000	-.-	13.800	1.000
25	410	Dylan Kolak	Illinois	5.200	8.833	-0.3	13.733	1.067
26T	1017	Robbie Shamp	Penn State	4.800	8.966	-0.1	13.666	1.134
26T	1103	Andrae Butler	Springfield	4.800	8.866	-.-	13.666	1.134
28	311	David Rauchwerger	California	4.800	8.933	-0.1	13.633	1.167
29	1303	Aidan Cuy	W&M	4.800	8.900	-0.1	13.600	1.200
30	1121	Timothy Templeton	Springfield	4.800	8.566	-0.1	13.266	1.534
31	309	Seth Ornelas	California	5.200	7.966	-.-	13.166	1.634
32	1101	Ray Bridges	Springfield	4.800	8.633	-0.3	13.133	1.667
33	308	Noah Newfeld	California	4.000	9.066	-.-	13.066	1.734
34	1310	Zachary Patrick	W&M	4.400	8.900	-0.3	13.000	1.800

2022 NCAA Championships - Qualifier

Event Results - Rings

Apr 15, 2022

Page: 1
Printed: 4/15/2022 3:17 PM

Men / 10
Session: 1



Rank	Num	Name	Gym	Diff	Exec	ND	Score	Out
1	1210	Thomas Lee	Stanford	5.600	8.933	--	14.533	0.000
2	1211	Riley Loos	Stanford	5.600	8.866	--	14.466	0.067
3	1201	Mark Berlaga	Stanford	5.200	9.033	--	14.233	0.300
4	1209	Ian Lasic-Ellis	Stanford	5.000	9.133	--	14.133	0.400
5	1205	Taylor Burkhart	Stanford	4.900	9.200	--	14.100	0.433
6	401	Ashton Anaya	Illinois	5.600	8.466	--	14.066	0.467
7	705	Liam Doherty-Herwitz	Nebraska	4.600	9.366	--	13.966	0.567
8	1007	Michael Jaroh	Penn State	4.800	9.100	--	13.900	0.633
9	409	Yan Inhaber-Courchesne	Illinois	4.700	9.000	--	13.700	0.833
10	712	Dylan LeClair	Nebraska	4.700	8.933	--	13.633	0.900
11	717	Sam Phillips	Nebraska	4.700	8.866	--	13.566	0.967
12T	411	Jordan Kovach	Illinois	4.500	9.033	--	13.533	1.000
12T	403	Hamish Carter	Illinois	4.600	8.933	--	13.533	1.000
14	1019	Nathaniel Warren	Penn State	4.600	8.866	--	13.466	1.067
15	416	Logan Myers	Illinois	4.400	9.033	--	13.433	1.100
16T	320	Landon Wu	California	4.500	8.866	--	13.366	1.167
16T	1005	Matt Cormier	Penn State	4.700	8.666	--	13.366	1.167
18	306	Yu-Chen Lee	California	4.800	8.433	--	13.233	1.300
19T	316	Tyler Shimizu	California	4.400	8.800	--	13.200	1.333
19T	404	Josh Cook	Illinois	4.700	8.500	--	13.200	1.333
19T	1017	Robbie Shamp	Penn State	4.800	8.400	--	13.200	1.333
19T	1015	Josh Reinstein	Penn State	5.000	8.200	--	13.200	1.333
23T	715	Moritz Mueller	Nebraska	4.100	9.066	--	13.166	1.367
23T	720	Dylan Young	Nebraska	4.700	8.466	--	13.166	1.367
25	1310	Zachary Patrick	W&M	4.200	8.766	--	12.966	1.567
26	314	Chris Scales	California	4.700	8.100	--	12.800	1.733
27	1107	Noah Dhaliwal	Springfield	4.200	8.500	--	12.700	1.833
28	308	Noah Newfeld	California	4.600	8.033	--	12.633	1.900
29	1113	David Handron	Springfield	4.500	8.100	--	12.600	1.933
30*	1120	Dominic Ramalho	Springfield	4.100	8.366	--	12.466	2.067
30*	1112	Juan Gomez	Springfield	4.100	8.366	--	12.466	2.067
32	1303	Aidan Cuy	W&M	3.300	8.933	--	12.233	2.300
33	312	Caleb Rickard	California	3.800	8.266	--	12.066	2.467
34	1312	Ahmir Postell	W&M	4.200	7.633	--	11.833	2.700
35	1104	Carter Cocharado	Springfield	3.900	7.833	--	11.733	2.800

2022 NCAA Championships - Qualifier

Event Results - Pommel

Apr 15, 2022

Page: 1
Printed: 4/15/2022 3:17 PM

Men / 10
Session: 1



Rank	Num	Name	Gym	Diff	Exec	ND	Score	Out
1	1223	Khoi Young	Stanford	6.200	9.066	-.-	15.266	0.000
2	305	Will Lavanakul	California	5.400	8.533	-.-	13.933	1.333
3	1205	Taylor Burkhart	Stanford	5.000	8.833	-.-	13.833	1.433
4	709	Khalil Jackson	Nebraska	5.000	8.800	-.-	13.800	1.466
5T	1219	Blake Sun	Stanford	5.100	8.500	-.-	13.600	1.666
5T	1207	Ian Gunther	Stanford	5.200	8.400	-.-	13.600	1.666
5T	706	Charlie Giles	Nebraska	5.300	8.300	-.-	13.600	1.666
8	1007	Michael Jaroh	Penn State	5.100	8.433	-.-	13.533	1.733
9T	316	Tyler Shimizu	California	5.100	8.400	-.-	13.500	1.766
9T	1212	Brody Malone	Stanford	5.400	8.100	-.-	13.500	1.766
11	719	Travis Wong	Nebraska	4.700	8.766	-.-	13.466	1.800
12	417	David Pochinka	Illinois	4.900	8.500	-.-	13.400	1.866
13	711	Evan Kriley	Nebraska	5.100	8.233	-.-	13.333	1.933
14	703	Taylor Christopulos	Nebraska	4.800	8.466	-.-	13.266	2.000
15*	1008	Josh Karnes	Penn State	5.400	7.666	-.-	13.066	2.200
15*	1004	Chase Clingman	Penn State	5.400	7.666	-.-	13.066	2.200
17	419	Ian Skirkey	Illinois	5.700	7.266	-.-	12.966	2.300
18	406	Michael Fletcher	Illinois	4.800	8.100	-.-	12.900	2.366
19	308	Noah Newfeld	California	4.700	8.100	-.-	12.800	2.466
20T	407	Will Hauke	Illinois	5.100	7.600	-.-	12.700	2.566
20T	307	Aidan Li	California	5.400	7.300	-.-	12.700	2.566
22	1115	Felix Kriedemann	Springfield	4.300	8.066	-.-	12.366	2.900
23	1304	Christian Gulotta	W&M	4.100	8.100	-.-	12.200	3.066
24	403	Hamish Carter	Illinois	5.000	7.133	-.-	12.133	3.133
25	1117	Jaden Laubstein	Springfield	4.600	7.466	-.-	12.066	3.200
26	1119	Colton O'Brien	Springfield	4.700	7.200	-.-	11.900	3.366
27	1311	Sam Piper	W&M	4.300	7.466	-.-	11.766	3.500
28	1303	Aidan Cuy	W&M	3.700	8.000	-.-	11.700	3.566
29	312	Caleb Rickard	California	4.200	7.466	-.-	11.666	3.600
30	1112	Juan Gomez	Springfield	4.500	7.133	-.-	11.633	3.633
31	1120	Dominic Ramalho	Springfield	3.100	8.366	-.-	11.466	3.800
32	1011	Nick Mock	Penn State	5.000	6.166	-.-	11.166	4.100
33	1006	Ethan Dick	Penn State	5.300	5.533	-.-	10.833	4.433
34	1005	Matt Cormier	Penn State	3.900	7.300	-3.0	8.200	7.066
35	306	Yu-Chen Lee	California	3.100	6.300	-4.0	5.400	9.866

2022 NCAA Championships - Qualifier

Event Results - P Bars

Apr 15, 2022

Page: 1
Printed: 4/15/2022 3:17 PM

Men / 10
Session: 1



Rank	Num	Name	Gym	Diff	Exec	ND	Score	Out
1	1218	Curran Phillips	Stanford	6.700	8.500	..	15.200	0.000
2	1219	Blake Sun	Stanford	6.300	8.300	..	14.600	0.600
3	406	Michael Fletcher	Illinois	5.200	9.200	..	14.400	0.800
4	1212	Brody Malone	Stanford	5.800	8.566	..	14.366	0.834
5	407	Will Hauke	Illinois	5.100	9.133	..	14.233	0.967
6	1207	Ian Gunther	Stanford	5.400	8.800	..	14.200	1.000
7	1007	Michael Jaroh	Penn State	5.200	8.933	..	14.133	1.067
8	710	Dillan King	Nebraska	5.000	8.933	..	13.933	1.267
9T	403	Hamish Carter	Illinois	5.000	8.766	..	13.766	1.434
9T	417	David Pochinka	Illinois	5.400	8.366	..	13.766	1.434
11	1006	Ethan Dick	Penn State	5.300	8.433	..	13.733	1.467
12	717	Sam Phillips	Nebraska	5.300	8.366	..	13.666	1.534
13T	712	Dylan LeClair	Nebraska	4.800	8.800	..	13.600	1.600
13T	1221	Colt Walker	Stanford	5.700	7.900	..	13.600	1.600
15	1008	Josh Karnes	Penn State	5.300	8.233	..	13.533	1.667
16	308	Noah Newfeld	California	5.100	8.366	..	13.466	1.734
17	720	Dylan Young	Nebraska	4.700	8.633	..	13.333	1.867
18	411	Jordan Kovach	Illinois	4.700	8.600	..	13.300	1.900
19	306	Yu-Chen Lee	California	4.900	8.366	..	13.266	1.934
20	703	Taylor Christopoulos	Nebraska	4.500	8.733	..	13.233	1.967
21	1303	Aidan Cuy	W&M	4.800	8.366	..	13.166	2.034
22	1120	Dominic Ramalho	Springfield	4.400	8.700	..	13.100	2.100
23	1013	Andres Perez Gines	Penn State	5.100	7.933	..	13.033	2.167
24	1101	Ray Bridges	Springfield	4.300	8.566	..	12.866	2.334
25	320	Landon Wu	California	4.700	8.100	..	12.800	2.400
26	309	Seth Ornelas	California	4.400	8.366	..	12.766	2.434
27	1115	Felix Kriedemann	Springfield	4.600	7.966	..	12.566	2.634
28T	1123	Christian Wilkey Jr.	Springfield	4.100	8.400	..	12.500	2.700
28T	312	Caleb Rickard	California	4.400	8.100	..	12.500	2.700
30	1104	Carter Cocharo	Springfield	4.400	8.066	..	12.466	2.734
31	1308	Sam Lee	W&M	4.400	7.233	..	11.633	3.567
32	1005	Matt Cormier	Penn State	4.300	5.533	..	9.833	5.367
33	1310	Zachary Patrick	W&M	4.200	5.333	..	9.533	5.667

2022 NCAA Championships - Qualifier

Event Results - H Bar

Apr 15, 2022

Page: 1
Printed: 4/15/2022 3:17 PM

Men / 10
Session: 1



Rank	Num	Name	Gym	Diff	Exec	ND	Score	Out
1	1218	Curran Phillips	Stanford	5.500	8.533	..	14.033	0.000
2	710	Dillan King	Nebraska	4.900	8.966	..	13.866	0.167
3	1212	Brody Malone	Stanford	6.200	7.566	..	13.766	0.267
4	717	Sam Phillips	Nebraska	5.400	8.333	..	13.733	0.300
5T	713	Donte McKinney	Nebraska	4.800	8.900	..	13.700	0.333
5T	412	Evan Manivong	Illinois	4.900	8.800	..	13.700	0.333
7	1207	Ian Gunther	Stanford	4.800	8.866	..	13.666	0.367
8	1005	Matt Cormier	Penn State	4.900	8.666	..	13.566	0.467
9	413	Clay Stephens	Illinois	5.100	8.433	..	13.533	0.500
10	1008	Josh Karnes	Penn State	5.000	8.500	..	13.500	0.533
11	403	Hamish Carter	Illinois	4.600	8.866	..	13.466	0.567
12	1013	Andres Perez Gines	Penn State	4.700	8.700	..	13.400	0.633
13	312	Caleb Rickard	California	4.300	9.066	..	13.366	0.667
14T	703	Taylor Christopulos	Nebraska	4.400	8.933	..	13.333	0.700
14T	1206	J.R. Chou	Stanford	4.900	8.433	..	13.333	0.700
16	1205	Taylor Burkhart	Stanford	5.100	8.200	..	13.300	0.733
17	302	Collin Cunane	California	4.700	8.533	..	13.233	0.800
18	712	Dylan LeClair	Nebraska	4.200	8.900	..	13.100	0.933
19	308	Noah Newfeld	California	4.300	8.766	..	13.066	0.967
20	1007	Michael Jaroh	Penn State	5.200	7.700	..	12.900	1.133
21T	306	Yu-Chen Lee	California	4.100	8.733	..	12.833	1.200
21T	1001	Michael Artlip	Penn State	5.000	7.833	..	12.833	1.200
23	1118	Kyle Lukaesko	Springfield	3.900	8.900	..	12.800	1.233
24	320	Landon Wu	California	3.800	8.900	..	12.700	1.333
25T	1101	Ray Bridges	Springfield	3.800	8.800	..	12.600	1.433
25T	407	Will Hauke	Illinois	3.900	8.700	..	12.600	1.433
25T	1115	Felix Kriedemann	Springfield	4.200	8.400	..	12.600	1.433
28	1114	Charles Kramer	Springfield	3.500	9.066	..	12.566	1.467
29	406	Michael Fletcher	Illinois	4.800	7.700	..	12.500	1.533
30	1107	Noah Dhaliwal	Springfield	3.900	8.533	..	12.433	1.600
31	1120	Dominic Ramalho	Springfield	3.300	8.733	..	12.033	2.000
32	1303	Aidan Cuy	W&M	4.000	7.900	..	11.900	2.133
33	1308	Sam Lee	W&M	4.400	5.300	..	9.700	4.333

2022 NCAA Championships - Qualifier

Event Results - Floor

Apr 15, 2022

Page: 1
Printed: 4/15/2022 3:17 PM

Men / 10

Session: 1



Rank	Num	Name	Gym	Diff	Exec	ND	Score	Out
1	1221	Colt Walker	Stanford	5.900	8.833	..	14.733	0.000
2	1217	Bryan Perla	Stanford	5.600	8.866	..	14.466	0.267
3	1222	Blake Wilson	Stanford	5.300	9.066	..	14.366	0.367
4	413	Clay Stephens	Illinois	5.800	8.400	..	14.200	0.533
5	1211	Riley Loos	Stanford	5.700	8.433	..	14.133	0.600
6	717	Sam Phillips	Nebraska	5.600	8.566	-0.1	14.066	0.667
7T	1017	Robbie Shamp	Penn State	5.300	8.733	..	14.033	0.700
7T	410	Dylan Kolak	Illinois	5.400	8.633	..	14.033	0.700
7T	1205	Taylor Burkhart	Stanford	5.600	8.433	..	14.033	0.700
10	706	Charlie Giles	Nebraska	5.400	8.533	..	13.933	0.800
11T	302	Collin Cunane	California	4.900	8.900	..	13.800	0.933
11*	1005	Matt Cormier	Penn State	5.800	8.000	..	13.800	0.933
11*	414	Connor McCool	Illinois	5.800	8.000	..	13.800	0.933
14	712	Dylan LeClair	Nebraska	4.700	9.000	..	13.700	1.033
15T	1002	Kaleb Booth	Penn State	5.000	8.566	..	13.566	1.167
15T	306	Yu-Chen Lee	California	5.300	8.266	..	13.566	1.167
15T	404	Josh Cook	Illinois	5.400	8.166	..	13.566	1.167
18	403	Hamish Carter	Illinois	5.600	7.933	..	13.533	1.200
19	1001	Michael Artlip	Penn State	5.100	8.400	..	13.500	1.233
20T	1006	Ethan Dick	Penn State	5.100	8.366	..	13.466	1.267
20T	703	Taylor Christopoulos	Nebraska	5.500	7.966	..	13.466	1.267
22	1120	Dominic Ramalho	Springfield	4.600	8.800	..	13.400	1.333
23	311	David Rauchwerger	California	4.500	8.866	..	13.366	1.367
24	308	Noah Newfeld	California	4.900	8.400	..	13.300	1.433
25T	1124	Jakarie Williams	Springfield	5.100	8.166	..	13.266	1.467
25T	1103	Andrae Butler	Springfield	5.400	7.866	..	13.266	1.467
27	708	Chris Hiser	Nebraska	5.200	8.033	..	13.233	1.500
28	1114	Charles Kramer	Springfield	4.700	8.300	..	13.000	1.733
29	1303	Aidan Cuy	W&M	4.700	8.166	..	12.866	1.867
30	1308	Sam Lee	W&M	4.800	8.033	..	12.833	1.900
31	1304	Christian Gulotta	W&M	4.300	8.366	..	12.666	2.067
32	312	Caleb Rickard	California	4.800	7.600	..	12.400	2.333
33	1007	Michael Jaroh	Penn State	4.600	7.700	..	12.300	2.433
34	1121	Timothy Templeton	Springfield	4.600	7.300	..	11.900	2.833







2022 NCAA Championships - Qualifier

Event Results - AA

Apr 15, 2022

Page: 1
Printed: 4/15/2022 3:17 PM

Men / 10
Session: 1

Rank	Num	Name	Gym							AA
1	1007	Michael Jaroh	Penn State	12.300	13.533	13.900	14.200	14.133	12.900	80.966
2	403	Hamish Carter	Illinois	13.533	12.133	13.533	14.366	13.766	13.466	80.797
3	308	Noah Newfeld	California	13.300	12.800	12.633	13.066	13.466	13.066	78.331
4	1120	Dominic Ramalho	Springfield	13.400	11.466	12.466	13.833	13.100	12.033	76.298
5	312	Caleb Rickard	California	12.400	11.666	12.066	14.066	12.500	13.366	76.064
6	1303	Aidan Cuy	W&M	12.866	11.700	12.233	13.600	13.166	11.900	75.465
7	1005	Matt Cormier	Penn State	13.800	8.200	13.366	14.266	9.833	13.566	73.031
8	306	Yu-Chen Lee	California	13.566	5.400	13.233	13.800	13.266	12.833	72.098