

NCAA Gymnastics Score Sheet

Teams: Home Air Force

Visitor Arizona State

Date Jan 15, 2022

Place Air Force Academy

Attendance

617

Name	D	1	2	3	4	5	nd	AVE
1 BECKETT ANDERSE 216	5.1	5.8	6.1					11.050
2 ERICH UPTON 217	5.1	6.4	6.7					11.650
3 COLLIN HICKEY 218	5.2	6.3	6.3				-0.3	11.200
4 GARRETT BRAUNTO 2	5.3	6.8	6.9					12.150

Floor Score: **46.050** Running Score: **46.050**

Name	D	1	2	3	4	5	nd	AVE
1 VINNIE COLOSIMO 203	3.7	8.7	8.5					12.300
2 Hayden Goldstein 332	3.8	7.9	7.7				-0.1	11.500
3 CHRISTIAN JENNIN 209	4.7	6.9	6.9					11.600
4 Jordan Williams 334	4.9	8.5	8.3					13.300
5 JACKSON HARRISO 206	4.9	8.6	8.3				-0.2	13.150

Floor Score: **61.850** Running Score: **61.850**

Name	D	1	2	3	4	5	nd	AVE
1 JACOB BECCHETTI 1	5.2	7.1	7.2					12.350
2 OLIVER ZAVEL 15	4.3	8.4	8.1					12.550
3 NOAH EVERETT 6	4.3	8.9	8.8					13.150
4 ERICH UPTON 217	4.4	6.5	6.2					10.750
5 PATRICK HOOPES 219	6.1	7.5	7.3					13.500

Pommel Score: **62.300** Running Score: **108.350**

Name	D	1	2	3	4	5	nd	AVE
1 Kyle Buriss 335	5.1	8.9	8.7					13.900
2 SEAN MCCLURE 211	5.3	8.5	8.5					13.800
3 DYLAN HAUPTMEIR 207	4.7	7.7	7.5					12.300
4 Jordan Williams 334	4.5	8.3	8.5					12.900
5 CLAYTON CUNNING 204	4.3	8.0	8.2					12.400

Pommel Score: **65.300** Running Score: **127.150**

Name	D	1	2	3	4	5	nd	AVE
1 OLIVER ZAVEL 15	4.0	8.6	8.5					12.550
2 NOAH EVERETT 6	4.3	7.7	7.9					12.100
3 JACOB BECCHETTI 1	4.5	7.4	7.3					11.850
4 GARRETT BRAUNTO 2	4.9	8.7	9.0					13.750
5 TROY JENKINS 220	4.5	7.7	7.9					12.300

Rings Score: **62.550** Running Score: **170.900**

Name	D	1	2	3	4	5	nd	AVE
1 ETHAN DIGEROLAM 205	3.9	8.7	8.8					12.650
2 Jordan Williams 334	4.4	7.6	7.9					12.150
3 Hunter Brunett 333	3.9	7.8	7.8					11.700
4 CHRISTIAN JENNIN 209	4.1	8.0	8.2					12.200
5 Rhys George 336	3.4	8.1	8.2					11.550

Rings Score: **60.250** Running Score: **187.400**

Name	D	1	2	3	4	5	nd	AVE
1 BECKETT ANDERSE 216	4.4	8.0	7.9				-0.1	12.250
2 GARRETT BRAUNTO 2	4.8	9.2	9.3					14.050
3 ERICH UPTON 217	5.2	8.8	8.6					13.900
4 COLLIN HICKEY 218	5.2	7.9	8.0					13.150

Vault Score: **53.350** Running Score: **224.250**

Name	D	1	2	3	4	5	nd	AVE
1 Hunter Brunett 333	4.0	8.2	8.1					12.150
2 CHRISTIAN JENNIN 209	4.8	9.1	8.9				-0.1	13.700
3 JACKSON HARRISO 206	4.4	9.3	9.4				-0.1	13.650
4 Jordan Williams 334	4.8	9.1	9.0				-0.1	13.750
5 VINNIE COLOSIMO 203	4.8	8.8	8.7				-0.1	13.450

Vault Score: **66.700** Running Score: **254.100**

Name	D	1	2	3	4	5	nd	AVE
1 ERICH UPTON 217	3.9	9.1	8.8					12.850
2 PATRICK HOOPES 219	4.1	8.4	8.2					12.400
3 NOAH EVERETT 6	4.9	8.0	7.9					12.850
4 OLIVER ZAVEL 15	4.8	7.8	7.6					12.500
5 GARRETT BRAUNTO 2	5.1	7.7	7.4					12.650

P. Bar Score: **63.250** Running Score: **287.500**

Name	D	1	2	3	4	5	nd	AVE
1 Caden DiGerolamo 331	4.1	8.3	8.1					12.300
2 MASON MCNEEL 212	4.8	8.3	8.0					12.950
3 VINNIE COLOSIMO 203	3.7	9.0	8.7					12.550
4 Jordan Williams 334	3.7	9.3	9.2					12.950
5 Hayden Goldstein 332	3.9	7.6	7.4					11.400

P. Bar Score: **62.150** Running Score: **316.250**

Name	D	1	2	3	4	5	nd	AVE
1 PATRICK HOOPES 219	3.7	8.1	8.4					11.950
2 CHARLIE MILES 221	4.1	7.2	7.6					11.500
3 GARRETT BRAUNTO 2	4.9	7.5	7.3					12.300

H. Bar Score: **35.750** Running Score: **323.250**

Name	D	1	2	3	4	5	nd	AVE
1 JACKSON HARRISO 206	4.2	8.2	8.1					12.350
2 Hunter Brunett 333	4.0	8.4	8.1					12.250
3 Caden Peacock 329	4.0	7.7	7.8					11.750
4 MASON MCNEEL 212	4.5	8.0	7.6					12.300
5 Jordan Williams 334	3.8	7.2	7.2					11.000

H. Bar Score: **59.650** Running Score: **375.900**

Final Team Score: **323.250**

Final Team Score: **375.900**

All-Arounders

All-Arounders

FX	PH	SR	VT	PB	HB	AA

William s	PH	SR	VT	PB	HB
13.300					
12.900					
12.150					
13.750					
12.950					
11.000					
76.050					

Judge's Signatures * FX Dave Millard * PH BRIAN RICHMOND * SR JON PORTELO * VT BOB BUSSE * PB Mike Heberle * HB JOHN SCANLAN

* Head Judge FX MICHAEL BREY PH Bob Cass SR Brad LeClair VT Michael Kramer PB Cameron Sweny HB BEAR DANLEY

Coach's Signature Josh Loeser Coach's Signature Scott Barclay

NCAA Gymnastics Score Sheet

Teams: Home Stanford Boys Gymnastics Club

Visitor STANFORD UNIVERSITY

Date Jan 15, 2022

Place Air Force Academy

Attendance 617

Name	D	1	2	3	4	5	nd	AVE
F 1 Evan Hymanson 339	5.7	8.0	7.7					-0.3 13.250
L								
O								
O								
R								

Floor Score: 13.250 Running Score: 13.250

Name	D	1	2	3	4	5	nd	AVE
1 Luke McFarland 312	4.8	8.9	8.7					13.600
2 J.R. Chou 304	5.1	6.8	7.1					12.050
3 Riley Loos 309	5.3	8.6	8.4					13.800
4 Ian Lasic-Ellis 307	4.8	8.2	8.1					12.950
5 Bryan Perla 315	4.9	8.9	8.8					13.750

Floor Score: 66.150 Running Score: 66.150

Name	D	1	2	3	4	5	nd	AVE
P 1 Evan Hymanson 339	4.4	7.1	7.4					11.650
O								
M								
M								
E								
L								

Pommel Score: 11.650 Running Score: 24.900

Name	D	1	2	3	4	5	nd	AVE
1 Luke McFarland 312	5.0	7.3	7.2					12.250
2 Khoi Young 321	5.8	8.2	8.3					14.050
3 Riley Loos 309	4.9	8.6	8.6					13.500
4 Ian Lasic-Ellis 307	4.7	7.5	7.5					12.200
5 Blake Sun 317	4.7	8.7	8.5					13.300

Pommel Score: 65.300 Running Score: 131.450

Name	D	1	2	3	4	5	nd	AVE
R 1 Evan Hymanson 339	4.8	8.7	8.9					13.600
I								
N								
G								
S								

Rings Score: 13.600 Running Score: 38.500

Name	D	1	2	3	4	5	nd	AVE
1 Christopher Osgood 314	4.8	9.0	8.9					13.750
2 Brandon Nguyen 313	4.6	9.0	9.1					13.650
3 Ian Lasic-Ellis 307	4.2	9.4	9.4					13.600
4 Mark Berlaga 299	5.2	8.9	9.1					14.200
5 Thomas Lee 308	5.5	8.5	8.8					14.150

Rings Score: 69.350 Running Score: 200.800

Name	D	1	2	3	4	5	nd	AVE
V 1 Evan Hymanson 339	4.8	8.7	8.7					-0.1 13.400
A								
U								
L								
T								

Vault Score: 13.400 Running Score: 51.900

Name	D	1	2	3	4	5	nd	AVE
1 J.R. Chou 304	4.8	9.3	9.2					14.050
2 Curran Phillips 316	5.2	9.5	9.5					14.700
3 Ian Lasic-Ellis 307	4.8	9.1	9.1					13.900
4 Brandon Nguyen 313	4.8	9.2	9.2					14.000
5 Bryan Perla 315	4.8	9.4	9.3					14.150

Vault Score: 70.800 Running Score: 271.600

Name	D	1	2	3	4	5	nd	AVE
P 1 Evan Hymanson 339	5.7	8.0	7.8					13.600
B								
A								
R								
S								

P. Bar Score: 13.600 Running Score: 65.500

Name	D	1	2	3	4	5	nd	AVE
1 Colt Walker 319	5.2	7.9	8.2					13.250
2 Ian Lasic-Ellis 307	5.0	9.1	8.9					14.000
3 Curran Phillips 316	6.7	7.8	7.8					14.500
4 Thomas Lee 308	5.8	8.3	8.0					13.950
5 Blake Sun 317	5.6	9.3	9.1					14.800

P. Bar Score: 70.500 Running Score: 342.100

Name	D	1	2	3	4	5	nd	AVE
H 1 Evan Hymanson 339	5.0	8.4	8.6					13.500
B								
A								
R								

H. Bar Score: 13.500 Running Score: 79.000

Name	D	1	2	3	4	5	nd	AVE
1 Ian Lasic-Ellis 307	4.5	8.3	8.0					12.650
2 J.R. Chou 304	4.9	9.0	9.0					13.900
3 Brandon Nguyen 313	4.6	8.7	8.6					13.250
4 Colt Walker 319	4.2	7.9	7.8					12.050
5 Curran Phillips 316	5.5	8.1	8.0					13.550

H. Bar Score: 65.400 Running Score: 407.500

Final Team Score: 79.000

Final Team Score: 407.500

All-Arounders

Name	FX	PH	SR	VT	PB	HB	AA
Hymanson	13.250	11.650	13.600	13.400	13.600	13.500	79.000

All-Arounders

Name	FX	PH	SR	VT	PB	HB	AA
Lasic-Ellis	12.950	12.200	13.600	13.900	14.000	12.650	79.300

Judge's Signatures * FX Dave Millard * PH BRIAN RICHMOND * SR JON PORTELO * VT BOB BUISSE * PB Mike Heberle * HB JOHN SCANLAN
 * Head Judge FX MICHAEL BREY PH Bob Cass SR Brad LeClair VT Michael Kramer PB Cameron Sweny HB BEAR DANLEY

Coach's Signature _____ Coach's Signature _____

2022 ROCKY MOUNTAIN OPEN

Event Results - Floor

Jan 15, 2022



Rank	Num	Name	Gym	D	Exec	ND	Score	Out
1	274	Sam Phillips	Neb	5.700	8.500	..-	14.200	0.000
2	337	Shane Wiskus	OTC	6.200	7.950	..-	14.150	0.050
3	278	Fuzzy Benas	OU	5.700	8.500	-0.1	14.100	0.100
4	287	Spencer Goodell	OU	5.500	8.650	-0.1	14.050	0.150
5	263	Charlie Giles	Neb	5.500	8.450	..-	13.950	0.250
6	309	Riley Loos	STAN	5.300	8.500	..-	13.800	0.400
7	315	Bryan Perla	STAN	4.900	8.850	..-	13.750	0.450
8	312	Luke McFarland	STAN	4.800	8.800	..-	13.600	0.600
9	264	Cooper Giles	Neb	4.400	9.150	..-	13.550	0.650
10	269	Dylan LeClair	Neb	4.500	8.950	..-	13.450	0.750
11	283	Jack Freeman	OU	5.200	8.500	-0.3	13.400	0.800
12	334	Jordan Williams	ASU	4.900	8.400	..-	13.300	0.900
13T	292	Zach Nunez	OU	5.100	8.150	..-	13.250	0.950
13T	339	Evan Hymanson	SBGC	5.700	7.850	-0.3	13.250	0.950
15	265	Chris Hiser	Neb	5.000	8.200	..-	13.200	1.000
16T	206	JACKSON HARRISON	ASU	4.900	8.450	-0.2	13.150	1.050
16T	285	Raydel Gamboa	OU	5.500	7.950	-0.3	13.150	1.050
18	307	Ian Lasic-Ellis	STAN	4.800	8.150	..-	12.950	1.250
19	322	Nathan Yearous	RMP	4.600	8.200	..-	12.800	1.400
20	338	Robert Neff	OTC	5.800	6.850	..-	12.650	1.550
21	323	Dyson Adsit	RMP	3.900	8.500	..-	12.400	1.800
22	203	VINNIE COLOSIMO	ASU	3.700	8.600	..-	12.300	1.900
23	2	GARRETT BRAUNTON	AF	5.300	6.850	..-	12.150	2.050
24	304	J.R. Chou	STAN	5.100	6.950	..-	12.050	2.150
25	217	ERICH UPTON	AF	5.100	6.550	..-	11.650	2.550
26	209	CHRISTIAN JENNINGS	ASU	4.700	6.900	..-	11.600	2.600
27	332	Hayden Goldstein	ASU	3.800	7.800	-0.1	11.500	2.700
28	218	COLLIN HICKEY	AF	5.200	6.300	-0.3	11.200	3.000
29	216	BECKETT ANDERSEN	AF	5.100	5.950	..-	11.050	3.150
30	324	Marshall Burrows	RMP	3.500	7.500	..-	11.000	3.200
31	284	Brigham Frentheway	OU	---	---	---	---	14.200

2022 ROCKY MOUNTAIN OPEN

Event Results - Pommel

Jan 15, 2022



Rank	Num	Name	Gym	D	Exec	ND	Score	Out
1	263	Charlie Giles	Neb	5.500	8.950	--	14.450	0.000
2	264	Cooper Giles	Neb	5.300	9.000	--	14.300	0.150
3	321	Khoi Young	STAN	5.800	8.250	--	14.050	0.400
4	292	Zach Nunez	OU	4.900	9.100	--	14.000	0.450
5	335	Kyle Buriss	ASU	5.100	8.800	--	13.900	0.550
6T	211	SEAN MCCLURE	ASU	5.300	8.500	--	13.800	0.650
6T	278	Fuzzy Benas	OU	5.400	8.400	--	13.800	0.650
8*	338	Robert Neff	OTC	5.600	8.150	--	13.750	0.700
8*	266	Khalil Jackson	Neb	5.600	8.150	--	13.750	0.700
10T	309	Riley Loos	STAN	4.900	8.600	--	13.500	0.950
10T	280	Braden Collier	OU	5.200	8.300	--	13.500	0.950
10T	219	PATRICK HOOPES	AF	6.100	7.400	--	13.500	0.950
13	317	Blake Sun	STAN	4.700	8.600	--	13.300	1.150
14	337	Shane Wiskus	OTC	5.600	7.650	--	13.250	1.200
15T	6	NOAH EVERETT	AF	4.300	8.850	--	13.150	1.300
15T	289	Vitaliy Guimaraes	OU	5.100	8.050	--	13.150	1.300
17	279	Alan Camillus	OU	4.900	8.100	--	13.000	1.450
18	334	Jordan Williams	ASU	4.500	8.400	--	12.900	1.550
19	285	Raydel Gamboa	OU	4.700	8.050	--	12.750	1.700
20	15	OLIVER ZAVEL	AF	4.300	8.250	--	12.550	1.900
21	204	CLAYTON CUNNINGHAM	ASU	4.300	8.100	--	12.400	2.050
22	1	JACOB BECCHETTI	AF	5.200	7.150	--	12.350	2.100
23	207	DYLAN HAUPTMEIR	ASU	4.700	7.600	--	12.300	2.150
24	312	Luke McFarland	STAN	5.000	7.250	--	12.250	2.200
25T	322	Nathan Yearous	RMP	4.600	7.600	--	12.200	2.250
25T	307	Ian Lasic-Ellis	STAN	4.700	7.500	--	12.200	2.250
27	274	Sam Phillips	Neb	4.000	7.750	--	11.750	2.700
28	261	Yanni Chronopoulos	Neb	4.900	6.800	--	11.700	2.750
29T	339	Evan Hymanson	SBGC	4.400	7.250	--	11.650	2.800
29T	268	Evan Kriley	Neb	4.800	6.850	--	11.650	2.800
31	325	Ryan Curran	RMP	5.100	6.450	--	11.550	2.900
32	333	Hunter Brunett	ASU	3.800	7.600	--	11.400	3.050
33	324	Marshall Burrows	RMP	3.100	8.200	--	11.300	3.150
34	217	ERICH UPTON	AF	4.400	6.350	--	10.750	3.700

2022 ROCKY MOUNTAIN OPEN

Event Results - Rings

Jan 15, 2022



Rank	Num	Name	Gym	D	Exec	ND	Score	Out
1T	278	Fuzzy Benas	OU	4.900	9.300	--	14.200	0.000
1T	299	Mark Berlaga	STAN	5.200	9.000	--	14.200	0.000
3	308	Thomas Lee	STAN	5.500	8.650	--	14.150	0.050
4	277	Dylan Young	Neb	4.900	9.150	--	14.050	0.150
5T	314	Christopher Osgood	STAN	4.800	8.950	--	13.750	0.450
5T	2	GARRETT BRAUNTON	AF	4.900	8.850	--	13.750	0.450
7	313	Brandon Nguyen	STAN	4.600	9.050	--	13.650	0.550
8T	307	Ian Lasic-Ellis	STAN	4.200	9.400	--	13.600	0.600
8T	339	Evan Hymanson	SBGC	4.800	8.800	--	13.600	0.600
8T	295	Daniel Simmons	OU	5.200	8.400	--	13.600	0.600
11	283	Jack Freeman	OU	4.500	8.900	--	13.400	0.800
12	261	Yanni Chronopoulos	Neb	5.000	8.150	--	13.150	1.050
13	285	Raydel Gamboa	OU	4.700	8.400	--	13.100	1.100
14	289	Vitaliy Guimaraes	OU	4.800	8.150	--	12.950	1.250
15	274	Sam Phillips	Neb	4.700	8.200	--	12.900	1.300
16	292	Zach Nunez	OU	4.800	7.950	--	12.750	1.450
17	205	ETHAN DIGEROLAMO	ASU	3.900	8.750	--	12.650	1.550
18	15	OLIVER ZAVEL	AF	4.000	8.550	--	12.550	1.650
19T	322	Nathan Yearous	RMP	3.700	8.750	--	12.450	1.750
19T	265	Chris Hiser	Neb	4.100	8.350	--	12.450	1.750
19T	275	Noah Urwiler	Neb	4.700	7.750	--	12.450	1.750
22	220	TROY JENKINS	AF	4.500	7.800	--	12.300	1.900
23	209	CHRISTIAN JENNINGS	ASU	4.100	8.100	--	12.200	2.000
24	334	Jordan Williams	ASU	4.400	7.750	--	12.150	2.050
25	6	NOAH EVERETT	AF	4.300	7.800	--	12.100	2.100
26	1	JACOB BECCHETTI	AF	4.500	7.350	--	11.850	2.350
27	333	Hunter Brunett	ASU	3.900	7.800	--	11.700	2.500
28	336	Rhys George	ASU	3.400	8.150	--	11.550	2.650
29	323	Dyson Adsit	RMP	3.100	8.400	--	11.500	2.700
30	207	DYLAN HAUPTMEIR	ASU	3.600	7.650	--	11.250	2.950
31	326	Ethan Taylor	RMP	3.900	6.900	--	10.800	3.400
32	327	David Abbe	RMP	2.800	7.000	0.3	10.100	4.100
33	332	Hayden Goldstein	ASU	----	----	--	----	14.200

2022 ROCKY MOUNTAIN OPEN

Event Results - Vault

Jan 15, 2022



Rank	Num	Name	Gym	D	Exec	ND	Score	Out
1	316	Curran Phillips	STAN	5.200	9.500	..	14.700	0.000
2	263	Charlie Giles	Neb	5.200	9.350	..	14.550	0.150
3	292	Zach Nunez	OU	4.900	9.550	..	14.450	0.250
4	278	Fuzzy Benas	OU	5.200	9.200	..	14.400	0.300
5T	274	Sam Phillips	Neb	4.800	9.450	..	14.250	0.450
5T	281	Josh Corona	OU	5.200	9.050	..	14.250	0.450
7	315	Bryan Perla	STAN	4.800	9.350	..	14.150	0.550
8*	273	Joey Pepe	Neb	4.800	9.350	-0.1	14.050	0.650
8*	269	Dylan LeClair	Neb	4.800	9.350	-0.1	14.050	0.650
8T	285	Raydel Gamboa	OU	4.900	9.250	-0.1	14.050	0.650
8*	304	J.R. Chou	STAN	4.800	9.250	..	14.050	0.650
8*	2	GARRETT BRAUNTON	AF	4.800	9.250	..	14.050	0.650
13	313	Brandon Nguyen	STAN	4.800	9.200	..	14.000	0.700
14	270	Donte McKinney	Neb	4.800	9.150	..	13.950	0.750
15*	307	Ian Lasic-Ellis	STAN	4.800	9.100	..	13.900	0.800
15*	283	Jack Freeman	OU	4.800	9.100	..	13.900	0.800
15T	217	ERICH UPTON	AF	5.200	8.700	..	13.900	0.800
18	334	Jordan Williams	ASU	4.800	9.050	-0.1	13.750	0.950
19T	209	CHRISTIAN JENNINGS	ASU	4.800	9.000	-0.1	13.700	1.000
19T	268	Evan Kriley	Neb	4.800	8.900	..	13.700	1.000
21	206	JACKSON HARRISON	ASU	4.400	9.350	-0.1	13.650	1.050
22T	322	Nathan Yearous	RMP	4.400	9.050	..	13.450	1.250
22T	203	VINNIE COLOSIMO	ASU	4.800	8.750	-0.1	13.450	1.250
24	339	Evan Hymanson	SBGC	4.800	8.700	-0.1	13.400	1.300
25	328	Brandon Gladkoff	RMP	4.100	9.250	-0.1	13.250	1.450
26	218	COLLIN HICKEY	AF	5.200	7.950	..	13.150	1.550
27	332	Hayden Goldstein	ASU	4.400	8.950	-0.3	13.050	1.650
28	325	Ryan Curran	RMP	4.000	9.100	-0.3	12.800	1.900
29	216	BECKETT ANDERSEN	AF	4.400	7.950	-0.1	12.250	2.450
30	333	Hunter Brunett	ASU	4.000	8.150	..	12.150	2.550
31	324	Marshall Burrows	RMP	3.200	8.800	..	12.000	2.700
32	340	Bart Baker	RMP	4.000	7.700	..	11.700	3.000
33	296	Alexei Vernyi	OU	---	---	---	---	14.700

2022 ROCKY MOUNTAIN OPEN

Event Results - P Bars

Jan 15, 2022



Rank	Num	Name	Gym	D	Exec	ND	Score	Out
1	317	Blake Sun	STAN	5.600	9.200	..-	14.800	0.000
2	337	Shane Wiskus	OTC	6.000	8.600	..-	14.600	0.200
3	316	Curran Phillips	STAN	6.700	7.800	..-	14.500	0.300
4	278	Fuzzy Benas	OU	5.000	9.150	..-	14.150	0.650
5	307	Ian Lasic-Ellis	STAN	5.000	9.000	..-	14.000	0.800
6T	285	Raydel Gamboa	OU	4.700	9.250	..-	13.950	0.850
6T	308	Thomas Lee	STAN	5.800	8.150	..-	13.950	0.850
8	269	Dylan LeClair	Neb	4.800	8.900	..-	13.700	1.100
9T	268	Evan Kriley	Neb	4.600	9.000	..-	13.600	1.200
9*	292	Zach Nunez	OU	4.800	8.800	..-	13.600	1.200
9*	288	Cesar Gracia	OU	4.800	8.800	..-	13.600	1.200
9T	339	Evan Hymanson	SBGC	5.700	7.900	..-	13.600	1.200
13*	279	Alan Camillus	OU	4.800	8.700	..-	13.500	1.300
13*	274	Sam Phillips	Neb	4.800	8.700	..-	13.500	1.300
15T	277	Dylan Young	Neb	4.700	8.550	..-	13.250	1.550
15T	319	Colt Walker	STAN	5.200	8.050	..-	13.250	1.550
17T	334	Jordan Williams	ASU	3.700	9.250	..-	12.950	1.850
17T	212	MASON MCNEEL	ASU	4.800	8.150	..-	12.950	1.850
19T	217	ERICH UPTON	AF	3.900	8.950	..-	12.850	1.950
19T	6	NOAH EVERETT	AF	4.900	7.950	..-	12.850	1.950
21	261	Yanni Chronopoulos	Neb	4.900	7.900	..-	12.800	2.000
22	2	GARRETT BRAUNTON	AF	5.100	7.550	..-	12.650	2.150
23	203	VINNIE COLOSIMO	ASU	3.700	8.850	..-	12.550	2.250
24	15	OLIVER ZAVEL	AF	4.800	7.700	..-	12.500	2.300
25	219	PATRICK HOOPES	AF	4.100	8.300	..-	12.400	2.400
26	331	Caden DiGerolamo	ASU	4.100	8.200	..-	12.300	2.500
27T	333	Hunter Brunett	ASU	3.900	8.200	..-	12.100	2.700
27T	330	Evan Perreault	OU	4.700	7.400	..-	12.100	2.700
29T	326	Ethan Taylor	RMP	3.000	8.850	..-	11.850	2.950
29T	267	Dillan King	Neb	4.500	7.350	..-	11.850	2.950
31	322	Nathan Yearous	RMP	3.600	7.950	..-	11.550	3.250
32	332	Hayden Goldstein	ASU	3.900	7.500	..-	11.400	3.400
33	324	Marshall Burrows	RMP	2.400	8.350	..-	10.750	4.050
34	329	Caden Peacock	ASU	4.100	6.550	..-	10.650	4.150
35	206	JACKSON HARRISON	ASU	---	---	---	---	14.800

2022 ROCKY MOUNTAIN OPEN

Event Results - H Bar

Jan 15, 2022









Rank	Num	Name	Gym	D	Exec	ND	Score	Out
1	304	J.R. Chou	STAN	4.900	9.000	--	13.900	0.000
2T	289	Vitaliy Guimaraes	OU	4.300	9.400	--	13.700	0.200
2T	283	Jack Freeman	OU	4.700	9.000	--	13.700	0.200
4	292	Zach Nunez	OU	4.600	9.050	--	13.650	0.250
5T	288	Cesar Gracia	OU	4.600	9.000	--	13.600	0.300
5T	267	Dillan King	Neb	4.800	8.800	--	13.600	0.300
5T	285	Raydel Gamboa	OU	5.000	8.600	--	13.600	0.300
5T	274	Sam Phillips	Neb	5.600	8.000	--	13.600	0.300
9T	270	Donte McKinney	Neb	4.800	8.750	--	13.550	0.350
9T	316	Curran Phillips	STAN	5.500	8.050	--	13.550	0.350
11	339	Evan Hymanson	SBGC	5.000	8.500	--	13.500	0.400
12	261	Yanni Chronopoulos	Neb	4.400	9.000	--	13.400	0.500
13	313	Brandon Nguyen	STAN	4.600	8.650	--	13.250	0.650
14	269	Dylan LeClair	Neb	4.000	9.200	--	13.200	0.700
15	278	Fuzzy Benas	OU	5.400	7.750	--	13.150	0.750
16	307	Ian Lasic-Ellis	STAN	4.500	8.150	--	12.650	1.250
17	206	JACKSON HARRISON	ASU	4.200	8.150	--	12.350	1.550
18T	212	MASON MCNEEL	ASU	4.500	7.800	--	12.300	1.600
18T	2	GARRETT BRAUNTON	AF	4.900	7.400	--	12.300	1.600
20	333	Hunter Brunett	ASU	4.000	8.250	--	12.250	1.650
21	319	Colt Walker	STAN	4.200	7.850	--	12.050	1.850
22	219	PATRICK HOOPES	AF	3.700	8.250	--	11.950	1.950
23	329	Caden Peacock	ASU	4.000	7.750	--	11.750	2.150
24	325	Ryan Curran	RMP	3.400	8.250	--	11.650	2.250
25	221	CHARLIE MILES	AF	4.100	7.400	--	11.500	2.400
26T	322	Nathan Yearous	RMP	3.500	7.500	--	11.000	2.900
26T	334	Jordan Williams	ASU	3.800	7.200	--	11.000	2.900
28	323	Dyson Adsit	RMP	2.400	5.950	-3.0	5.350	8.550
29	209	CHRISTIAN JENNINGS	ASU	0.000	0.000	--	0.000	13.900

2022 ROCKY MOUNTAIN OPEN

Event Results - AA







Jan 15, 2022

Rank	Num	Name	Gym							AA
1	278	Fuzzy Benas	OU	14.100	13.800	14.200	14.400	14.150	13.150	83.800
2	292	Zach Nunez	OU	13.250	14.000	12.750	14.450	13.600	13.650	81.700
3	285	Raydel Gamboa	OU	13.150	12.750	13.100	14.050	13.950	13.600	80.600
4	274	Sam Phillips	Neb	14.200	11.750	12.900	14.250	13.500	13.600	80.200
5	307	Ian Lasic-Ellis	STAN	12.950	12.200	13.600	13.900	14.000	12.650	79.300
6	339	Evan Hymanson	SBGC	13.250	11.650	13.600	13.400	13.600	13.500	79.000
7	334	Jordan Williams	ASU	13.300	12.900	12.150	13.750	12.950	11.000	76.050
8	322	Nathan Yearous	RMP	12.800	12.200	12.450	13.450	11.550	11.000	73.450

2022 ROCKY MOUNTAIN OPEN

Team Results

Jan 15, 2022

Rank	Gym	Team	Score						
1	OU	*	407.700	67.950 2	66.400 1	67.250 2	71.050 1	67.300 2	67.750 1
2	STAN	*	407.500	66.150 3	65.300 3T	69.350 1	70.800 3	70.500 1	65.400 3
3	Neb	*	404.350	68.350 1	65.950 2	65.000 3	70.850 2	66.850 3	67.350 2
4	ASU	*	375.900	61.850 4	65.300 3T	60.250 5	66.700 4	62.150 5	59.650 4
5	AF	*	323.250	46.050 5	62.300 5	62.550 4	53.350 6	63.250 4	35.750 5
6	RMP	*	241.450	36.200 6	35.050 6	44.850 6	63.200 5	34.150 6	28.000 6