

NCAA Gymnastics Score Sheet

Teams: Home Air Force

Visitor Oklahoma

Date Apr 3, 2021

Place Air Force Academy

Attendance 150

Name	D	1	2	3	4	5	nd	AVE
1 Collin Hickey	106	5.1	7.0	7.5				12.350
2 Scott McMurray	107	4.7	8.4	8.6				13.200
3 Sam Metzler	108	5.1	7.3	7.5				12.500
4 Garret Braunton	102	5.3	8.2	7.9				13.350
5 Frankie Valentin	111	4.9	8.0	8.1				12.950

Floor Score: **64.350** Running Score: **64.350**

Name	D	1	2	3	4	5	nd	AVE
1 Jack Freeman	4	5.5	8.5	8.3				13.900
2 Spencer Goodell	6	5.7	8.0	8.0				13.700
3 Matthew Wenske	13	5.5	8.0	8.1				13.550
4 Morgan Seyler	10	5.6	9.2	9.3				14.850
5 Gage Dyer	3	5.9	8.6	8.7				14.550

Floor Score: **70.550** Running Score: **70.550**

Name	D	1	2	3	4	5	nd	AVE
1 Noah Everett	105	4.4	7.8	8.0				12.300
2 Garret Braunton	102	4.6	7.9	8.1				12.600
3 Ethan Esval	104	4.5	8.9	8.8				13.350
4 Frankie Valentin	111	4.9	8.2	8.3				13.150
5 Scott McMurray	107	4.9	7.9	8.0				12.850

Pommel Score: **64.250** Running Score: **128.600**

Name	D	1	2	3	4	5	nd	AVE
1 Alan Camillus	1	4.6	8.2	8.1				12.750
2 Spencer Goodell	6	4.9	7.9	8.1				12.900
3 Morgan Seyler	10	4.8	8.1	8.0				12.850
4 Vitaly Guimaraes	7	4.9	8.7	8.8				13.650
5 Zachary Nunez	9	5.1	8.5	8.5				13.600

Pommel Score: **65.750** Running Score: **136.300**

Name	D	1	2	3	4	5	nd	AVE
1 Oliver Zavel	113	4.2	8.9	9.1				13.200
2 Brandon Bzoscik	103	4.5	8.2	8.2				12.700
3 Garret Braunton	102	4.7	8.5	8.6				13.250
4 Frankie Valentin	111	5.1	8.7	8.6				13.750
5 Allen Shadan	110	4.8	8.3	8.3				13.100

Rings Score: **66.000** Running Score: **194.600**

Name	D	1	2	3	4	5	nd	AVE
1 Morgan Seyler	10	4.8	9.0	9.2				13.900
2 Spencer Goodell	6	5.1	8.6	8.4				13.600
3 Alan Camillus	1	5.2	8.4	8.3				13.550
4 Vitaly Guimaraes	7	4.8	9.2	9.4				14.100
5 Matthew Wenske	13	5.2	8.9	8.9				14.100

Rings Score: **69.250** Running Score: **205.550**

Name	D	1	2	3	4	5	nd	AVE
1 Sam Metzler	108	4.8	9.0	9.0				13.800
2 Beckett Anderson	101	4.8	8.0	8.2			-0.1	12.800
3 Garret Braunton	102	4.9	9.3	9.5				14.300
4 Frankie Valentin	111	4.8	9.1	9.1				13.900
5 Brandon Bzoscik	103	5.2	9.3	9.4				14.550

Vault Score: **69.350** Running Score: **263.950**

Name	D	1	2	3	4	5	nd	AVE
1 Spencer Goodell	6	5.2	9.0	9.0				-0.1
2 Joshua Corona	2	5.2	9.3	9.2				14.450
3 Matthew Wenske	13	5.2	9.4	9.3				14.550
4 Mason Menser	8	5.2	9.3	9.3				14.500
5 Gage Dyer	3	5.3	9.5	9.5				14.800

Vault Score: **72.400** Running Score: **277.950**

Name	D	1	2	3	4	5	nd	AVE
1 Brian Waschak	112	5.1	8.5	8.8				13.750
2 Frankie Valentin	111	4.5	8.9	8.5				13.200
3 Garret Braunton	102	5.2	7.9	7.8				13.050
4 Oliver Zavel	113	5.0	8.1	8.0				13.050
5 Allen Shadan	110	5.0	6.2	6.5				11.350

P. Bar Score: **64.400** Running Score: **328.350**

Name	D	1	2	3	4	5	nd	AVE
1 Alan Camillus	1	4.8	9.3	9.3				14.100
2 Cesar Garcia	5	4.8	9.1	9.0				13.850
3 Spencer Goodell	6	5.2	8.0	8.1				13.250
4 Vitaly Guimaraes	7	4.6	9.4	9.3				13.950
5 Matthew Wenske	13	5.3	9.1	8.9				14.300

P. Bar Score: **69.450** Running Score: **347.400**

Name	D	1	2	3	4	5	nd	AVE
1 Sam Metzler	108	4.4	8.1	7.8				12.350
2 Oliver Zavel	113	4.3	8.3	8.7				12.800
3 Garret Braunton	102	4.8	5.9	6.4				10.950
4 Allen Shadan	110	4.6	7.7	7.2				12.050
5 Frankie Valentin	111	4.5	7.2	7.5				11.850

H. Bar Score: **60.000** Running Score: **388.350**

Name	D	1	2	3	4	5	nd	AVE
1 Spencer Goodell	6	4.9	7.3	7.6				12.350
2 Cesar Garcia	5	4.8	8.5	8.1				13.100
3 Alexei Vernyi	12	5.0	7.8	8.2				13.000
4 Jack Freeman	4	5.0	8.3	8.7				13.500
5 Vitaly Guimaraes	7	5.0	8.6	8.2				13.400

H. Bar Score: **65.350** Running Score: **412.750**

Final Team Score: **388.350**

Final Team Score: **412.750**

All-Arounders

	Valentin	Braunton			
FX	12.950	13.350			
PH	13.150	12.600			
SR	13.750	13.250			
VT	13.900	14.300			
PB	13.200	13.050			
HB	11.850	10.950			
AA	78.800	77.500			

All-Arounders

	Wenske	Goodell			
	13.550	13.700			
	10.500	12.900			
	14.100	13.600			
	14.550	14.100			
	14.300	13.250			
	0.000	12.350			
	67.000	79.900			

Judge's Signatures * FX Eric Biley * PH Sho Nakamori * SR KEVIN MUENZ * VT Bob Cass * PB Daniel Furney * HB Scott Schaller
 * Head Judge BRIAN RICHMOND Greg Ter-Zakharants JON PORTELLO Dave Eppert Lynn Boman ALEX VARGA
 Coach's Signature Josh Loeser Coach's Signature MARK WILLIAMS

NCAA Gymnastics Score Sheet

Teams: Home STANFORD UNIVERSITY

Visitor University Of California

Date Apr 3, 2021

Place Air Force Academy

Attendance 150

Name	D	1	2	3	4	5	nd	AVE
1 Zachary Martin	208	5.3	7.9	7.6			-0.3	12.750
2 Riley Loos	206	5.8	8.0	8.2				13.900
3 Brody Malone	207	5.0	7.8	7.5				12.650
4 Brandon Briones	202	5.6	8.8	8.7				14.350
5 Blake Wilson	215	5.6	7.2	7.0				12.700

Name	D	1	2	3	4	5	nd	AVE
1 Collin Cunane	302	4.9	7.6	7.9				12.650
2 Caleb Rickard	312	4.7	8.1	7.8				12.650
3 Kyle Abe	301	5.0	7.5	7.3				12.400
4 Noah Newfeld	308	4.7	7.3	7.2				11.950
5 Yu-Chen Lee	306	5.1	8.1	8.2				13.250

Floor Score: **66.350** Running Score: **66.350**

Floor Score: **62.900** Running Score: **62.900**

Name	D	1	2	3	4	5	nd	AVE
1 Ian Gunther	205	5.4	8.5	8.5				13.900
2 Riley Loos	206	5.5	7.0	7.0				12.500
3 Brody Malone	207	5.6	8.2	8.0				13.700
4 Brandon Briones	202	5.0	7.8	7.6				12.700
5 JR Chou	203	5.4	8.5	8.4				13.850

Name	D	1	2	3	4	5	nd	AVE
1 Noah Sano	313	2.8	7.8	8.0				10.700
2 Kyle Abe	301	4.8	6.3	6.5				11.200
3 Aidan Li	307	4.6	8.1	8.3				12.800
4 Noah Newfeld	308	4.7	8.0	8.2				12.800
5 Will Lavanakul	305	5.3	7.8	7.7				13.050

Pommel Score: **66.650** Running Score: **133.000**

Pommel Score: **60.550** Running Score: **123.450**

Name	D	1	2	3	4	5	nd	AVE
1 Matther Szot	213	4.8	8.5	8.7				13.400
2 Ian Gunther	205	5.3	9.0	9.1				14.350
3 Brandon Briones	202	5.3	8.9	9.0				14.250
4 Brody Malone	207	5.3	8.6	8.6				13.900
5 Riley Loos	206	5.2	8.6	8.7				13.850

Name	D	1	2	3	4	5	nd	AVE
1 Jelani Sweet	315	4.1	8.4	8.3				12.450
2 Ron Israel	304	4.3	8.0	8.3				12.450
3 Savion Perea	310	4.0	8.0	7.8				11.900
4 Yu-Chen Lee	306	4.7	8.6	8.6				13.300
5 Noah Newfeld	308	4.5	9.0	8.9				13.450

Rings Score: **69.750** Running Score: **202.750**

Rings Score: **63.550** Running Score: **187.000**

Name	D	1	2	3	4	5	nd	AVE
1 Curran Phillips	211	5.2	9.4	9.3				14.550
2 Brandon Briones	202	5.2	9.3	9.4				14.550
3 Brody Malone	207	5.2	9.2	9.3				14.450
4 Brandon Nguyen	209	5.2	9.0	9.0				14.200
5 Zachary Martin	208	5.2	9.5	9.6				14.750

Name	D	1	2	3	4	5	nd	AVE
1 Jelani Sweet	315	4.8	9.1	9.0				13.850
2 David Rauchwerger	311	4.8	8.8	8.8				13.600
3 Yu-Chen Lee	306	4.8	9.1	9.1				13.900
4 Kyle Abe	301	5.2	8.9	9.1				14.200
5 Caleb Rickard	312	5.3	9.4	9.3				14.650

Vault Score: **72.500** Running Score: **275.250**

Vault Score: **70.200** Running Score: **257.200**

Name	D	1	2	3	4	5	nd	AVE
1 Ian Gunther	205	5.6	7.9	7.8				13.450
2 Curran Phillips	211	5.8	8.2	8.1				13.950
3 Brody Malone	207	5.7	8.4	8.1				13.950
4 Colt Walker	214	5.3	8.1	7.9				13.300
5 Blake Sun	212	5.7	8.7	8.8				14.450

Name	D	1	2	3	4	5	nd	AVE
1 Aidan Giusti	303	4.4	8.7	8.8				13.150
2 Caleb Rickard	312	4.3	8.6	8.5				12.850
3 Kyle Abe	301	4.4	8.9	9.0				13.350
4 Noah Newfeld	308	4.9	8.6	8.4				13.400
5 Yu-Chen Lee	306	4.7	9.0	8.8				13.600

P. Bar Score: **69.100** Running Score: **344.350**

P. Bar Score: **66.350** Running Score: **323.550**

Name	D	1	2	3	4	5	nd	AVE
1 Blake Wilson	215	4.6	8.5	8.2				12.950
2 Riley Loos	206	4.9	8.2	7.7				12.850
3 Brody Malone	207	6.1	8.5	8.1				14.400
4 Brandon Briones	202	5.4	8.2	7.8				13.400
5 Ian Gunther	205	5.1	8.3	8.7				13.600

Name	D	1	2	3	4	5	nd	AVE
1 Collin Cunane	302	4.4	8.2	8.0				12.500
2 Kyle Abe	301	4.7	7.7	7.6				12.350
3 Noah Newfeld	308	4.3	8.9	9.1				13.300
4 Yu-Chen Lee	306	4.1	8.4	8.1				12.350
5 Caleb Rickard	312	4.5	8.5	8.3				12.900

H. Bar Score: **67.200** Running Score: **411.550**

H. Bar Score: **63.400** Running Score: **386.950**

Final Team Score: **411.550**

Final Team Score: **386.950**

All-Arounders

	Malone	Briones			
FX	12.650	14.350			
PH	13.700	12.700			
SR	13.900	14.250			
VT	14.450	14.550			
PB	13.950	13.600			
HB	14.400	13.400			
AA	83.050	82.850			

All-Arounders

	Newfeld	Lee			
FX	11.950	13.250			
PH	12.800	10.550			
SR	13.450	13.300			
VT	13.100	13.900			
PB	13.400	13.600			
HB	13.300	12.350			
AA	78.000	76.950			

Judge's Signatures * FX Eric Briley * PH Sho Nakamori * SR KEVIN MUENZ * VT Bob Cass * PB Daniel Furney * HB Scott Schaller

* Head Judge BRIAN RICHMOND Greg Ter-Zakharian JON PORTELLO Dave Eppert Lynn Boman ALEX VARGA

Coach's Signature Thom Glielmi

Coach's Signature JT Okada

MPSF Championships

Event Results - Floor

Apr 3, 2021

Page: 1
Printed: 4/3/2021 3:12:04 PM

Men / E
Session: 1



Rank	Num	Name	Gym	D	Exec	ND	Score	Out
1	10	Morgan Seyler	OU	5.600	9.250	..-	14.850	0.000
2	3	Gage Dyer	OU	5.900	8.650	..-	14.550	0.300
3	202	Brandon Briones	STAN	5.600	8.750	..-	14.350	0.500
4T	4	Jack Freeman	OU	5.500	8.400	..-	13.900	0.950
4T	206	Riley Loos	STAN	5.800	8.100	..-	13.900	0.950
6	6	Spencer Goodell	OU	5.700	8.000	..-	13.700	1.150
7	13	Matthew Wenske	OU	5.500	8.050	..-	13.550	1.300
8	102	Garret Braunton	AF	5.300	8.050	..-	13.350	1.500
9	306	Yu-Chen Lee	CAL	5.100	8.150	..-	13.250	1.600
10	107	Scott McMurray	AF	4.700	8.500	..-	13.200	1.650
11	111	Frankie Valentin	AF	4.900	8.050	..-	12.950	1.900
12	208	Zachary Martin	STAN	5.300	7.750	-0.3	12.750	2.100
13	215	Blake Wilson	STAN	5.600	7.100	..-	12.700	2.150
14T	312	Caleb Rickard	CAL	4.700	7.950	..-	12.650	2.200
14T	302	Collin Cunane	CAL	4.900	7.750	..-	12.650	2.200
14T	207	Brody Malone	STAN	5.000	7.650	..-	12.650	2.200
17	108	Sam Metzler	AF	5.100	7.400	..-	12.500	2.350
18	301	Kyle Abe	CAL	5.000	7.400	..-	12.400	2.450
19	106	Collin Hickey	AF	5.100	7.250	..-	12.350	2.500
20	308	Noah Newfeld	CAL	4.700	7.250	..-	11.950	2.900

MPSF Championships

Event Results - Pommel

Apr 3, 2021

Page: 1
Printed: 4/3/2021 3:12:08 PM

Men / E
Session: 1



Rank	Num	Name	Gym	D	Exec	ND	Score	Out
1	205	Ian Gunther	STAN	5.400	8.500	--	13.900	0.000
2	203	JR Chou	STAN	5.400	8.450	--	13.850	0.050
3	207	Brody Malone	STAN	5.600	8.100	--	13.700	0.200
4	7	Vitaly Guimaraes	OU	4.900	8.750	--	13.650	0.250
5	9	Zachary Nunez	OU	5.100	8.500	--	13.600	0.300
6	104	Ethan Esval	AF	4.500	8.850	--	13.350	0.550
7	111	Frankie Valentin	AF	4.900	8.250	--	13.150	0.750
8	305	Will Lavanakul	CAL	5.300	7.750	--	13.050	0.850
9	6	Spencer Goodell	OU	4.900	8.000	--	12.900	1.000
10T	10	Morgan Seyler	OU	4.800	8.050	--	12.850	1.050
10T	107	Scott McMurray	AF	4.900	7.950	--	12.850	1.050
12T	307	Aidan Li	CAL	4.600	8.200	--	12.800	1.100
12T	308	Noah Newfeld	CAL	4.700	8.100	--	12.800	1.100
14	1	Alan Camillus	OU	4.600	8.150	--	12.750	1.150
15	202	Brandon Briones	STAN	5.000	7.700	--	12.700	1.200
16	102	Garret Braunton	AF	4.600	8.000	--	12.600	1.300
17	206	Riley Loos	STAN	5.500	7.000	--	12.500	1.400
18	105	Noah Everett	AF	4.400	7.900	--	12.300	1.600
19	301	Kyle Abe	CAL	4.800	6.400	--	11.200	2.700
20	313	Noah Sano	CAL	2.800	7.900	--	10.700	3.200
21	306	Yu-Chen Lee	CAL	3.600	6.950	--	10.550	3.350
22	13	Matthew Wenske	OU	4.600	5.900	--	10.500	3.400

MPSF Championships

Event Results - Rings

Apr 3, 2021

Page: 1
Printed: 4/3/2021 3:12:12 PM

Men / E
Session: 1



Rank	Num	Name	Gym	D	Exec	ND	Score	Out
1	205	Ian Gunther	STAN	5.300	9.050	--	14.350	0.000
2	202	Brandon Briones	STAN	5.300	8.950	--	14.250	0.100
3T	7	Vitaly Guimaraes	OU	4.800	9.300	--	14.100	0.250
3T	13	Matthew Wenske	OU	5.200	8.900	--	14.100	0.250
5T	10	Morgan Seyler	OU	4.800	9.100	--	13.900	0.450
5T	207	Brody Malone	STAN	5.300	8.600	--	13.900	0.450
7	206	Riley Loos	STAN	5.200	8.650	--	13.850	0.500
8	111	Frankie Valentin	AF	5.100	8.650	--	13.750	0.600
9	6	Spencer Goodell	OU	5.100	8.500	--	13.600	0.750
10	1	Alan Camillus	OU	5.200	8.350	--	13.550	0.800
11	308	Noah Newfeld	CAL	4.500	8.950	--	13.450	0.900
12	213	Matther Szot	STAN	4.800	8.600	--	13.400	0.950
13	306	Yu-Chen Lee	CAL	4.700	8.600	--	13.300	1.050
14	102	Garret Braunton	AF	4.700	8.550	--	13.250	1.100
15	113	Oliver Zavel	AF	4.200	9.000	--	13.200	1.150
16	110	Allen Shadan	AF	4.800	8.300	--	13.100	1.250
17	103	Brandon Bzoskie	AF	4.500	8.200	--	12.700	1.650
18T	315	Jelani Sweet	CAL	4.100	8.350	--	12.450	1.900
18T	304	Ron Israel	CAL	4.300	8.150	--	12.450	1.900
20	310	Savion Perea	CAL	4.000	7.900	--	11.900	2.450

MPSF Championships

Event Results - Vault

Apr 3, 2021

Page: 1
Printed: 4/3/2021 3:12:17 PM

Men / E
Session: 1



Rank	Num	Name	Gym	D	Exec	ND	Score	Out
1	3	Gage Dyer	OU	5.300	9.500	..-	14.800	0.000
2	208	Zachary Martin	STAN	5.200	9.550	..-	14.750	0.050
3	312	Caleb Rickard	CAL	5.300	9.350	..-	14.650	0.150
4*	202	Brandon Briones	STAN	5.200	9.350	..-	14.550	0.250
4*	211	Curran Phillips	STAN	5.200	9.350	..-	14.550	0.250
4*	13	Matthew Wenske	OU	5.200	9.350	..-	14.550	0.250
4*	103	Brandon Bzoskie	AF	5.200	9.350	..-	14.550	0.250
8	8	Mason Menser	OU	5.200	9.300	..-	14.500	0.300
9*	207	Brody Malone	STAN	5.200	9.250	..-	14.450	0.350
9*	2	Joshua Corona	OU	5.200	9.250	..-	14.450	0.350
11	102	Garret Braunton	AF	4.900	9.400	..-	14.300	0.500
12*	301	Kyle Abe	CAL	5.200	9.000	..-	14.200	0.600
12*	209	Brandon Nguyen	STAN	5.200	9.000	..-	14.200	0.600
14	6	Spencer Goodell	OU	5.200	9.000	-0.1	14.100	0.700
15*	306	Yu-Chen Lee	CAL	4.800	9.100	..-	13.900	0.900
15*	111	Frankie Valentin	AF	4.800	9.100	..-	13.900	0.900
17	315	Jelani Sweet	CAL	4.800	9.050	..-	13.850	0.950
18	108	Sam Metzler	AF	4.800	9.000	..-	13.800	1.000
19	311	David Rauchwerger	CAL	4.800	8.800	..-	13.600	1.200
20	308	Noah Newfeld	CAL	4.100	9.300	-0.3	13.100	1.700
21	101	Beckett Anderson	AF	4.800	8.100	-0.1	12.800	2.000

MPSF Championships

Event Results - P Bars

Apr 3, 2021

Page: 1
Printed: 4/3/2021 3:12:20 PM

Men / E
Session: 1



Rank	Num	Name	Gym	D	Exec	ND	Score	Out
1	212	Blake Sun	STAN	5.700	8.750	..-	14.450	0.000
2	13	Matthew Wenske	OU	5.300	9.000	..-	14.300	0.150
3	1	Alan Camillus	OU	4.800	9.300	..-	14.100	0.350
4T	7	Vitaly Guimaraes	OU	4.600	9.350	..-	13.950	0.500
4T	207	Brody Malone	STAN	5.700	8.250	..-	13.950	0.500
4T	211	Curran Phillips	STAN	5.800	8.150	..-	13.950	0.500
7	5	Cesar Garcia	OU	4.800	9.050	..-	13.850	0.600
8	112	Brian Waschak	AF	5.100	8.650	..-	13.750	0.700
9T	306	Yu-Chen Lee	CAL	4.700	8.900	..-	13.600	0.850
9T	202	Brandon Briones	STAN	5.500	8.100	..-	13.600	0.850
11	205	Ian Gunther	STAN	5.600	7.850	..-	13.450	1.000
12	308	Noah Newfeld	CAL	4.900	8.500	..-	13.400	1.050
13	301	Kyle Abe	CAL	4.400	8.950	..-	13.350	1.100
14	214	Colt Walker	STAN	5.300	8.000	..-	13.300	1.150
15	6	Spencer Goodell	OU	5.200	8.050	..-	13.250	1.200
16	111	Frankie Valentin	AF	4.500	8.700	..-	13.200	1.250
17	303	Aidan Giusti	CAL	4.400	8.750	..-	13.150	1.300
18T	113	Oliver Zavel	AF	5.000	8.050	..-	13.050	1.400
18T	102	Garret Braunton	AF	5.200	7.850	..-	13.050	1.400
20	312	Caleb Rickard	CAL	4.300	8.550	..-	12.850	1.600
21	110	Allen Shadan	AF	5.000	6.350	..-	11.350	3.100

MPSF Championships

Event Results - H Bar

Apr 3, 2021



Rank	Num	Name	Gym	D	Exec	ND	Score	Out
1	207	Brody Malone	STAN	6.100	8.300	---	14.400	0.000
2	205	Ian Gunther	STAN	5.100	8.500	---	13.600	0.800
3	4	Jack Freeman	OU	5.000	8.500	---	13.500	0.900
4T	7	Vitaly Guimaraes	OU	5.000	8.400	---	13.400	1.000
4T	202	Brandon Briones	STAN	5.400	8.000	---	13.400	1.000
6	308	Noah Newfeld	CAL	4.300	9.000	---	13.300	1.100
7	5	Cesar Garcia	OU	4.800	8.300	---	13.100	1.300
8	12	Alexei Vernyi	OU	5.000	8.000	---	13.000	1.400
9	215	Blake Wilson	STAN	4.600	8.350	---	12.950	1.450
10	312	Caleb Rickard	CAL	4.500	8.400	---	12.900	1.500
11	206	Riley Loos	STAN	4.900	7.950	---	12.850	1.550
12	113	Oliver Zavel	AF	4.300	8.500	---	12.800	1.600
13	302	Collin Cunane	CAL	4.400	8.100	---	12.500	1.900
14T	306	Yu-Chen Lee	CAL	4.100	8.250	---	12.350	2.050
14T	108	Sam Metzler	AF	4.400	7.950	---	12.350	2.050
14T	301	Kyle Abe	CAL	4.700	7.650	---	12.350	2.050
14T	6	Spencer Goodell	OU	4.900	7.450	---	12.350	2.050
18	110	Allen Shadan	AF	4.600	7.450	---	12.050	2.350
19	111	Frankie Valentin	AF	4.500	7.350	---	11.850	2.550
20	102	Garret Braunton	AF	4.800	6.150	---	10.950	3.450
21	13	Matthew Wenske	OU	---	---	---	---	14.400







MPSF Championships

Event Results - AA

Apr 3, 2021

Page: 1
Printed: 4/3/2021 3:10:51 PM

Men / E
Session: 1







Rank	Num	Name	Gym							AA
1	207	Brody Malone	STAN	12.650	13.700	13.900	14.450	13.950	14.400	83.050
2	202	Brandon Briones	STAN	14.350	12.700	14.250	14.550	13.600	13.400	82.850
3	6	Spencer Goodell	OU	13.700	12.900	13.600	14.100	13.250	12.350	79.900
4	111	Frankie Valentin	AF	12.950	13.150	13.750	13.900	13.200	11.850	78.800
5	308	Noah Newfeld	CAL	11.950	12.800	13.450	13.100	13.400	13.300	78.000
6	102	Garret Braunton	AF	13.350	12.600	13.250	14.300	13.050	10.950	77.500
7	306	Yu-Chen Lee	CAL	13.250	10.550	13.300	13.900	13.600	12.350	76.950
8	13	Matthew Wenske	OU	13.550	10.500	14.100	14.550	14.300		67.000

MPSF Championships

Scores

Apr 3, 2021

Men /
Session:

Num	Name	Team									AA
		#1	#2	#3							
<u>AF</u>											
111	Frankie Valentin	X			12.950	13.150	13.750	13.900	13.200	11.850	78.800
102	Garret Braunton	X			13.350	12.600	13.250	14.300	13.050	10.950	77.500
113	Oliver Zavel	X			---	---	13.200	---	13.050	12.800	39.050
108	Sam Metzler	X			12.500	---	---	13.800	---	12.350	38.650
110	Allen Shadan	X			---	---	13.100	---	11.350	12.050	36.500
103	Brandon Bzoscik	X			---	---	12.700	14.550	---	---	27.250
107	Scott McMurray	X			13.200	12.850	---	---	---	---	26.050
112	Brian Waschak	X			---	---	---	---	13.750	---	13.750
104	Ethan Esval	X			---	13.350	---	---	---	---	13.350
101	Beckett Anderson	X			---	---	---	12.800	---	---	12.800
106	Collin Hickey	X			12.350	---	---	---	---	---	12.350
105	Noah Everett	X			---	12.300	---	---	---	---	12.300
109	Alex Schechtman	X			---	---	---	---	---	---	---
<u>CAL</u>											
308	Noah Newfeld	X			11.950	12.800	13.450	13.100	13.400	13.300	78.000
306	Yu-Chen Lee	X			13.250	10.550	13.300	13.900	13.600	12.350	76.950
301	Kyle Abe	X			12.400	11.200	---	14.200	13.350	12.350	63.500
312	Caleb Rickard	X			12.650	---	---	14.650	12.850	12.900	53.050
315	Jelani Sweet	X			---	---	12.450	13.850	---	---	26.300
302	Collin Cunane	X			12.650	---	---	---	---	12.500	25.150
311	David Rauchwerger	X			---	---	---	13.600	---	---	13.600
303	Aidan Giusti	X			---	---	---	---	13.150	---	13.150
305	Will Lavanakul	X			---	13.050	---	---	---	---	13.050
307	Aidan Li	X			---	12.800	---	---	---	---	12.800
304	Ron Israel	X			---	---	12.450	---	---	---	12.450
310	Savion Perea	X			---	---	11.900	---	---	---	11.900
313	Noah Sano	X			---	10.700	---	---	---	---	10.700
314	Christopher Scales	X			---	---	---	---	---	---	---
309	Seth Ornelas	X			---	---	---	---	---	---	---
<u>OU</u>											
6	Spencer Goodell	X			13.700	12.900	13.600	14.100	13.250	12.350	79.900
13	Matthew Wenske	X			13.550	10.500	14.100	14.550	14.300	---	67.000
7	Vitaly Guimaraes	X			---	13.650	14.100	---	13.950	13.400	55.100
10	Morgan Seyler	X			14.850	12.850	13.900	---	---	---	41.600
1	Alan Camillus	X			---	12.750	13.550	---	14.100	---	40.400
3	Gage Dyer	X			14.550	---	---	14.800	---	---	29.350
4	Jack Freeman	X			13.900	---	---	---	---	13.500	27.400

MPSF Championships

Scores

Apr 3, 2021

Men /
Session:

Num	Name	Team									AA
		#1	#2	#3							

OU continued...

5	Cesar Garcia	X	---	---	---	---	13.850	13.100	26.950
8	Mason Menser	X	---	---	---	14.500	---	---	14.500
2	Joshua Corona	X	---	---	---	14.450	---	---	14.450
9	Zachary Nunez	X	---	13.600	---	---	---	---	13.600
12	Alexei Vernyi	X	---	---	---	---	---	13.000	13.000
11	David Sondro	X	---	---	---	---	---	---	---

STAN

207	Brody Malone	X	12.650	13.700	13.900	14.450	13.950	14.400	83.050
202	Brandon Briones	X	14.350	12.700	14.250	14.550	13.600	13.400	82.850
205	Ian Gunther	X	---	13.900	14.350	---	13.450	13.600	55.300
206	Riley Loos	X	13.900	12.500	13.850	---	---	12.850	53.100
211	Curran Phillips	X	---	---	---	14.550	13.950	---	28.500
208	Zachary Martin	X	12.750	---	---	14.750	---	---	27.500
215	Blake Wilson	X	12.700	---	---	---	---	12.950	25.650
212	Blake Sun	X	---	---	---	---	14.450	---	14.450
209	Brandon Nguyen	X	---	---	---	14.200	---	---	14.200
203	JR Chou	X	---	13.850	---	---	---	---	13.850
213	Matther Szot	X	---	---	13.400	---	---	---	13.400
214	Colt Walker	X	---	---	---	---	13.300	---	13.300
201	Jeremy Bischoff	X	---	---	---	---	---	---	---
210	Christopher Osgood	X	---	---	---	---	---	---	---
204	Trevor DiGerolamo	X	---	---	---	---	---	---	---