







# 2021 NCAA Championships - Finals

## Team Results

Apr 17, 2021

Rank	Gym	Team	Score						
1	Stanford	X	414.521	70.598 4	65.331 3	70.097 1	73.432 1	67.132 3	67.931 1
2	Oklahoma	X	411.591	72.965 1	63.164 5	69.266 3	72.665 2	66.699 5	66.832 2
3	Michigan	X	410.358	71.599 2	65.566 2	69.298 2	70.132 6	68.498 1	65.265 5
4	Nebraska	X	406.624	70.465 6	65.965 1	65.298 5	72.098 3	67.266 2	65.532 4
5	Minnesota	X	406.291	70.599 3	63.798 4	67.632 4	70.698 4	66.832 4	66.732 3
6	Illinois	X	397.991	70.532 5	62.632 6	65.031 6	70.365 5	65.632 6	63.799 6

# NCAA Gymnastics Score Sheet

Teams: Home Stanford Univ.

Visitor Univ. Of Illinois

Date Apr 17, 2021

Place Maturi Pavilion

Attendance 0

Name	D	1	2	3	4	5	nd	AVE
1 Zach Martin	1310	5.4	8.6	8.9	8.9	8.5	8.9	14.200
2 Riley Loos	1308	5.8	9.0	9.2	8.8	9.0	9.2	14.866
3 Brody Malone	1309	5.6	9.1	9.1	9.0	9.4	9.0	14.666
4 Brandon Briones	1303	5.6	8.8	9.2	8.7	8.9	9.0	14.500
5 Blake Wilson	1318	5.7	6.5	7.0	6.5	6.4	7.0	12.366

Name	D	1	2	3	4	5	nd	AVE
1 Max Diab	405	5.1	8.3	8.6	8.2	7.9	8.5	13.433
2 Josh Cook	404	5.4	8.7	8.7	8.7	8.6	8.9	14.100
3 Michael Fletcher	407	5.0	9.0	9.2	9.0	9.1	9.0	14.033
4 Evan Manivong	413	5.5	8.7	9.0	8.7	8.6	8.8	14.233
5 Connor McCool	415	5.9	8.7	8.9	8.8	8.8	9.0	14.733

Floor Score: **70.598** Running Score: **70.598**

Floor Score: **70.532** Running Score: **70.532**

Name	D	1	2	3	4	5	nd	AVE
1 Ian Gunther	1306	5.3	8.2	8.3	8.3	8.5	8.4	13.633
2 Riley Loos	1308	5.4	7.8	7.9	7.7	7.8	7.5	13.166
3 Brody Malone	1309	5.6	7.7	7.5	7.5	8.2	7.8	13.266
4 Brandon Briones	1303	5.2	7.7	7.9	7.7	7.8	7.7	12.933
5 J.R. Chou	1304	5.1	7.2	7.1	7.7	7.3	7.2	12.333

Name	D	1	2	3	4	5	nd	AVE
1 Tyler Schmidt	419	4.4	6.2	6.4	5.6	6.1	6.0	10.500
2 Emanuele Muehlhause	417	4.6	7.2	6.8	7.1	7.7	7.3	11.800
3 Tommy Mistretta	416	4.6	8.4	8.5	8.3	8.5	8.4	13.033
4 Hamish Carter	403	5.0	8.0	8.2	8.0	8.3	8.2	13.133
5 Ian Skirkey	420	5.9	8.0	8.3	8.4	8.2	8.3	14.166

Pommel Score: **65.331** Running Score: **135.929**

Pommel Score: **62.632** Running Score: **133.164**

Name	D	1	2	3	4	5	nd	AVE
1 Matthew Szot	1316	4.9	8.8	8.8	9.0	8.7	8.7	13.666
2 Riley Loos	1308	5.3	8.8	9.0	9.0	8.8	8.7	14.166
3 Brody Malone	1309	5.3	9.1	9.0	9.1	9.0	9.1	14.366
4 Brandon Briones	1303	5.2	8.5	8.7	8.7	8.4	8.8	13.833
5 Ian Gunther	1306	5.0	9.0	8.8	9.1	9.1	9.1	14.066

Name	D	1	2	3	4	5	nd	AVE
1 Josh Cook	404	4.9	7.4	7.0	6.8	7.1	6.9	11.900
2 Jordan Kovach	412	4.8	8.7	8.8	9.0	8.7	8.8	13.566
3 Logan Myers	418	4.5	8.8	8.7	8.5	8.7	8.9	13.233
4 Michael Fletcher	407	4.9	8.1	8.1	7.5	7.5	7.7	12.666
5 Daniel Graham	408	5.4	8.2	8.2	8.4	8.1	8.8	13.666

Rings Score: **70.097** Running Score: **206.026**

Rings Score: **65.031** Running Score: **198.195**

Name	D	1	2	3	4	5	nd	AVE
1 Curran Phillips	1314	5.2	9.5	9.6	9.6	9.4	9.5	14.733
2 Brandon Nguyen	1311	5.2	9.4	9.5	9.4	9.6	9.4	14.633
3 Brody Malone	1309	5.2	9.4	9.3	9.5	9.1	9.2	14.500
4 Brandon Briones	1303	5.2	9.6	9.5	9.4	9.4	9.5	14.666
5 Zach Martin	1310	5.3	9.5	9.7	9.5	9.6	9.7	14.900

Name	D	1	2	3	4	5	nd	AVE
1 Connor McCool	415	4.9	9.3	9.4	9.4	9.1	9.4	14.266
2 Logan Myers	418	4.8	9.4	9.2	9.1	9.1	9.3	14.000
3 Max Diab	405	5.2	9.2	9.2	9.2	8.9	9.0	-0.1 14.233
4 Michael Fletcher	407	5.2	9.2	9.0	9.3	9.2	9.3	14.433
5 Evan Manivong	413	5.2	8.5	8.3	8.3	8.2	8.4	-0.1 13.433

Vault Score: **73.432** Running Score: **279.458**

Vault Score: **70.365** Running Score: **268.560**

Name	D	1	2	3	4	5	nd	AVE
1 Ian Gunther	1306	5.6	8.0	8.1	8.7	8.5	8.1	13.833
2 Curran Phillips	1314	5.4	7.3	7.3	8.0	7.6	7.5	12.866
3 Brody Malone	1309	6.0	7.4	7.6	7.8	8.5	8.0	13.800
4 Brandon Briones	1303	5.5	7.0	7.3	7.9	7.3	7.3	12.800
5 Blake Sun	1315	5.7	7.8	7.9	8.3	8.3	8.2	13.833

Name	D	1	2	3	4	5	nd	AVE
1 Logan Myers	418	4.6	8.6	8.8	8.8	8.9	8.6	13.333
2 Joel Diaz	406	4.5	8.7	8.6	9.0	8.8	8.4	13.200
3 Jordan Kovach	412	4.8	8.6	8.6	8.6	8.4	8.3	13.333
4 Michael Fletcher	407	5.2	8.2	8.2	8.5	8.3	8.5	13.533
5 Hamish Carter	403	5.3	6.9	6.9	7.0	7.1	6.4	12.233

P. Bar Score: **67.132** Running Score: **346.590**

P. Bar Score: **65.632** Running Score: **334.192**

Name	D	1	2	3	4	5	nd	AVE
1 Riley Loos	1308	5.0	8.7	8.7	8.7	8.4	8.5	13.633
2 Brandon Nguyen	1311	4.9	7.9	7.8	8.3	8.7	8.0	12.966
3 Brody Malone	1309	6.1	8.2	8.2	8.5	8.5	8.4	14.466
4 Brandon Briones	1303	5.4	8.0	8.1	8.0	8.2	7.7	13.433
5 Ian Gunther	1306	4.9	8.5	8.6	8.5	8.4	8.7	13.433

Name	D	1	2	3	4	5	nd	AVE
1 Evan Manivong	413	4.6	7.2	7.4	6.7	7.0	7.1	11.700
2 Josh Cook	404	4.2	9.0	8.7	9.0	9.1	8.4	13.100
3 Logan Myers	418	4.4	8.0	8.3	8.0	8.4	8.6	12.633
4 Michael Fletcher	407	4.8	8.7	8.7	8.4	8.6	8.8	13.466
5 Hamish Carter	403	5.1	7.4	7.8	7.8	7.9	7.8	12.900

H. Bar Score: **67.931** Running Score: **414.521**

H. Bar Score: **63.799** Running Score: **397.991**

Final Team Score: **414.521**

Final Team Score: **397.991**

## All-Arounders

	Briones	Malone
FX	14.500	14.666
PH	12.933	13.266
SR	13.833	14.366
VT	14.666	14.500
PB	12.800	13.800
HB	13.433	14.466
AA	82.165	85.064

## All-Arounders

	Fletcher
FX	14.033
PH	11.300
SR	12.666
VT	14.433
PB	13.533
HB	13.466
AA	79.431

Judge's Signatures \* FX George Krenk, Mitch Griffin \* PH Sho Nakamori, Felix Aronovich \* SR Gerrit DeJonge, Kevin Muenz \* VT Rich Ellis, Bob Cass \* PB Nate Dobson, Paul Evatt \* HB Scott Schaffer, Ron Hill

\* Head Judge Eric Briley, Steve Jaciuk, Dave Moseley Lance Abiernaskey, Greg Ter-Zahariant Mickey Curth, Nathan Fortunato, Jon Por Dave Contreras, Lisa West Dave Eppert Daniel Furney, Mackenzie Dow, Lynn B Brandon Bruen, Alex Varga, Brent Simmo

Coach's Signature Thom Glielmi

Coach's Signature Justin Spring

# NCAA Gymnastics Score Sheet

Teams: Home Univ. Of Michigan

Visitor Univ. Of Minnesota

Date Apr 17, 2021

Place Maturi Pavilion

Attendance 0

Name	D	1	2	3	4	5	nd	AVE
1 James Read	617	5.2	8.7	9.0	8.6	8.9	8.8	14.000
2 Adam Wooten	625	5.5	8.5	8.4	8.6	8.5	8.6 -0.3	13.733
3 Jacob Moore	613	5.6	9.4	9.1	9.2	9.4	9.3	14.900
4 Nick Guy	607	5.6	9.2	9.3	9.0	9.1	9.4	14.800
5 Paul Juda	608	5.6	8.5	8.6	8.1	8.6	8.8	14.166

Name	D	1	2	3	4	5	nd	AVE
1 Colton Dee	703	5.2	8.7	9.0	8.6	8.9	8.9	14.033
2 Ben Eyles	705	4.9	8.7	8.8	8.8	9.1	8.7	13.666
3 Garrett Kasiski	708	5.4	8.6	8.5	8.4	8.4	8.6	13.900
4 Mike Moran	711	5.7	8.3	8.3	8.0	8.5	8.3 -0.1	13.900
5 Shane Wiskus	716	5.9	9.3	9.2	9.2	9.2	9.1	15.100

Floor Score: **71.599** Running Score: **71.599**

Floor Score: **70.599** Running Score: **70.599**

Name	D	1	2	3	4	5	nd	AVE
1 David Willett	624	5.2	8.6	8.4	8.1	8.5	8.3	13.600
2 Justin Murphy	614	5.0	8.2	7.8	8.2	8.3	8.1	13.166
3 Markus Shears	619	5.1	7.2	7.0	6.8	7.3	6.7	12.100
4 Paul Juda	608	5.0	9.1	9.0	8.5	8.7	8.7	13.800
5 Cameron Bock	602	5.3	7.7	7.3	7.6	8.3	7.5	12.900

Name	D	1	2	3	4	5	nd	AVE
1 Noah Duran	704	5.3	6.5	6.5	7.1	7.0	7.5	12.166
2 Henry Meeker	710	4.8	8.1	7.9	8.0	8.6	8.4	12.966
3 Mike Moran	711	4.3	7.6	7.4	7.8	8.5	7.7	12.000
4 Shane Wiskus	716	5.3	7.9	7.6	8.1	8.4	8.3	13.400
5 David Pochinka	714	5.0	8.4	8.4	8.2	8.2	8.2	13.266

Pommel Score: **65.566** Running Score: **137.165**

Pommel Score: **63.798** Running Score: **134.397**

Name	D	1	2	3	4	5	nd	AVE
1 Thomas Paul	615	4.6	9.1	9.2	9.1	9.0	8.8	13.666
2 Jacob Moore	613	5.0	8.9	8.9	9.0	8.7	9.0	13.933
3 James Read	617	5.2	8.8	9.0	8.7	8.7	9.2	14.033
4 Paul Juda	608	5.0	8.9	8.8	8.5	8.5	8.6	13.633
5 Cameron Bock	602	5.3	9.0	8.8	8.7	8.7	8.7	14.033

Name	D	1	2	3	4	5	nd	AVE
1 Henry Meeker	710	4.4	9.0	9.0	9.0	8.7	8.8	13.333
2 Garrett Kasiski	708	4.7	8.0	8.0	7.6	7.9	8.2	12.666
3 Crew Bold	701	4.9	8.7	8.8	8.7	8.4	8.7	13.600
4 Colton Dee	703	5.1	8.3	8.6	8.6	8.4	8.7	13.633
5 Shane Wiskus	716	5.6	8.9	8.8	8.9	8.7	8.5	14.400

Rings Score: **69.298** Running Score: **206.463**

Rings Score: **67.632** Running Score: **202.029**

Name	D	1	2	3	4	5	nd	AVE
1 Jacob Moore	613	4.9	9.4	9.6	9.3	9.5	9.4 -0.1	14.233
2 Casey Cummings	605	4.8	9.4	9.4	9.6	9.4	9.5 -0.1	14.133
3 Nick Guy	607	5.2	9.1	9.2	9.1	9.2	9.2 -0.3	14.066
4 Paul Juda	608	5.2	9.4	9.4	9.4	9.5	9.4	14.600
5 Cameron Bock	602	5.2	8.2	8.3	8.2	8.1	8.2 -0.3	13.100

Name	D	1	2	3	4	5	nd	AVE
1 Colton Dee	703	4.8	8.9	8.9	8.7	8.7	8.5 -0.1	13.466
2 Donte McKinney	709	5.2	9.3	9.3	9.5	9.2	9.5 -0.1	14.466
3 Ben Eyles	705	5.2	9.2	9.4	9.5	9.4	9.4	14.600
4 Mike Moran	711	5.3	9.5	9.4	9.4	9.3	9.3	14.666
5 Shane Wiskus	716	5.2	8.5	8.5	8.2	8.3	8.4 -0.1	13.500

Vault Score: **70.132** Running Score: **276.595**

Vault Score: **70.698** Running Score: **272.727**

Name	D	1	2	3	4	5	nd	AVE
1 Virgil Watkins	622	5.2	8.7	8.9	8.9	8.8	9.1	14.066
2 Jacob Moore	613	5.2	7.9	7.8	8.1	7.8	8.2	13.133
3 Evgeny Siminiuc	620	5.4	8.8	8.8	9.0	9.1	8.8	14.266
4 Paul Juda	608	5.8	7.1	7.5	7.4	7.3	7.3	13.133
5 Cameron Bock	602	6.0	7.7	7.8	8.0	8.1	7.9	13.900

Name	D	1	2	3	4	5	nd	AVE
1 Victor Perez	713	4.3	8.7	8.9	9.0	8.9	8.9	13.200
2 Donte McKinney	709	4.4	8.8	8.4	8.4	8.9	8.6	13.000
3 Crew Bold	701	5.2	8.0	7.9	7.8	7.9	8.2	13.133
4 David Pochinka	714	5.6	7.6	7.5	7.5	7.3	7.4	13.066
5 Shane Wiskus	716	6.0	8.5	8.4	8.1	8.4	8.5	14.433

P. Bar Score: **68.498** Running Score: **345.093**

P. Bar Score: **66.832** Running Score: **339.559**

Name	D	1	2	3	4	5	nd	AVE
1 Anthony Tawfik	621	4.9	8.4	8.7	8.7	8.7	8.5	13.533
2 Thomas Paul	615	5.0	8.4	8.7	8.6	8.2	8.6	13.533
3 Adam Wooten	625	5.3	8.6	8.2	8.7	8.4	8.6	13.833
4 Paul Juda	608	5.0	6.9	7.3	6.8	7.3	7.5	12.166
5 Cameron Bock	602	5.1	7.0	7.1	7.1	7.2	7.1	12.200

Name	D	1	2	3	4	5	nd	AVE
1 Victor Perez	713	4.5	8.4	8.4	8.4	8.7	8.4	12.900
2 Ben Eyles	705	3.9	8.8	9.0	8.7	8.7	8.8	12.666
3 Donte McKinney	709	4.9	9.0	8.6	8.7	8.8	9.1	13.733
4 Crew Bold	701	5.2	8.2	8.4	8.2	8.2	8.1	13.400
5 Shane Wiskus	716	5.5	8.4	8.6	8.5	8.7	8.5	14.033

H. Bar Score: **65.265** Running Score: **410.358**

H. Bar Score: **66.732** Running Score: **406.291**

Final Team Score: **410.358**

Final Team Score: **406.291**

### All-Arounders

	Juda	Bock
FX	14.166	14.466
PH	13.800	12.900
SR	13.633	14.033
VT	14.600	13.100
PB	13.133	13.900
HB	12.166	12.200
AA	81.498	80.599

### All-Arounders

	Wiskus	Moran
FX	15.100	13.900
PH	13.400	12.000
SR	14.400	12.866
VT	13.500	14.666
PB	14.433	12.900
HB	14.033	12.466
AA	84.866	78.798

Judge's Signatures \* FX George Krenk, Mitch Griffin \* PH Sho Nakamori, Felix Aronovich \* SR Gerrit DeJonge, Kevin Muenz \* VT Rich Ellis, Bob Cass \* PB Nate Dobson, Paul Evtatt \* HB Scott Schaffer, Ron Hill

\* Head Judge Eric Briley, Steve Jaciuk, Dave Moseley Lance Abiernaskey, Greg Ter-Zahariant Mickey Curth, Nathan Fortunato, Jon For Dave Contreras, Lisa West Dave Eppert Daniel Furney, Mackenzie Dow, Lynn B Brandon Bruen, Alex Varga, Brent Simmo

Coach's Signature Kurt Golder

Coach's Signature Mike Burns

# NCAA Gymnastics Score Sheet

Teams: Home Univ. Of Nebraska

Visitor Univ. Of Oklahoma

Date Apr 17, 2021

Place Maturi Pavilion

Attendance 0

Name	D	1	2	3	4	5	nd	AVE
1 Charlie Giles 905	5.4	8.8	8.9	8.8	8.9	9.0		14.266
2 Moritz Mueller 913	5.5	8.6	8.9	8.7	8.6	9.0		14.233
3 Taylor Christopulos 903	5.2	8.5	8.5	8.4	8.6	8.7		13.733
4 Sam Phillips 915	5.7	8.2	8.0	8.4	8.1	8.4		13.933
5 Jake Bonnay 902	5.4	8.8	9.1	8.9	9.0	8.7		14.300

Name	D	1	2	3	4	5	nd	AVE
1 Jack Freeman 1105	5.5	8.7	9.0	8.6	8.9	8.8		14.300
2 Spencer Goodell 1107	5.6	8.8	8.6	8.8	8.9	9.0		14.433
3 Vitaliy Guimaraes 1109	5.7	8.6	8.7	8.7	8.6	8.9		14.366
4 Morgan Seyler 1113	5.6	9.0	8.9	9.2	9.1	8.8		14.600
5 Gage Dyer 1104	6.2	9.0	8.8	9.1	9.1	9.2		15.266

Floor Score: **70.465** Running Score: **70.465**

Floor Score: **72.965** Running Score: **72.965**

Name	D	1	2	3	4	5	nd	AVE
1 Charlie Giles 905	5.4	7.9	8.1	8.0	8.5	8.4		13.566
2 Mitch Tyndall 917	5.2	8.6	8.5	8.3	8.6	8.2		13.666
3 Khalil Jackson 908	5.1	7.2	6.9	7.2	7.2	7.3		12.300
4 Evan Kriley 911	5.2	8.5	8.7	8.4	8.5	8.5		13.700
5 Cooper Giles 906	5.2	7.7	7.8	7.5	7.2	7.4		12.733

Name	D	1	2	3	4	5	nd	AVE
1 Alan Camillus 1101	4.6	8.6	8.3	8.3	8.6	8.1		13.000
2 Spencer Goodell 1107	4.9	6.7	6.3	6.6	7.2	7.0		11.666
3 Morgan Seyler 1113	4.8	8.4	8.2	7.6	8.6	7.9		12.966
4 Vitaliy Guimaraes 1109	4.9	7.3	7.4	7.7	7.1	7.4		12.266
5 Zach Nunez 1111	5.0	8.2	8.2	8.5	8.4	8.2		13.266

Pommel Score: **65.965** Running Score: **136.430**

Pommel Score: **63.164** Running Score: **136.129**

Name	D	1	2	3	4	5	nd	AVE
1 Dylan LeClair 912	4.7	8.4	8.7	8.2	8.7	8.7		13.300
2 Mitch Tyndall 917	4.6	8.0	7.6	8.0	7.8	7.8		12.466
3 Dylan Young 919	5.0	8.6	8.9	8.5	8.7	8.5		13.600
4 Nikita Bolotsky 901	4.8	8.1	7.9	8.2	7.9	7.8		12.766
5 Taylor Christopulos 903	4.8	8.3	8.7	8.3	8.5	8.3		13.166

Name	D	1	2	3	4	5	nd	AVE
1 Alan Camillus 1101	5.2	9.0	8.8	9.0	8.7	8.4		14.033
2 Spencer Goodell 1107	5.1	8.9	9.2	8.9	8.4	8.6		13.900
3 Morgan Seyler 1113	4.8	9.1	9.1	9.0	9.2	9.1		13.900
4 Vitaliy Guimaraes 1109	4.8	9.0	9.3	8.9	8.9	8.9		13.733
5 Matt Wenske 1117	5.2	8.4	8.6	8.5	8.3	8.9		13.700

Rings Score: **65.298** Running Score: **201.728**

Rings Score: **69.266** Running Score: **205.395**

Name	D	1	2	3	4	5	nd	AVE
1 Dylan LeClair 912	4.9	9.4	9.5	9.5	9.5	9.4		14.366
2 Dylan Young 919	4.8	9.3	9.5	9.6	9.2	9.5		14.233
3 Evan Kriley 911	5.2	9.1	9.0	9.2	8.9	9.0	-0.1	14.133
4 Charlie Giles 905	5.2	9.5	9.5	9.6	9.4	9.5		14.700
5 Taylor Christopulos 903	5.2	9.5	9.6	9.3	9.4	9.5		14.666

Name	D	1	2	3	4	5	nd	AVE
1 Vitaliy Guimaraes 1109	4.9	9.5	9.7	9.7	9.6	9.7		14.566
2 Mason Menser 1110	5.2	9.6	9.4	9.5	9.2	9.5		14.666
3 Josh Corona 1103	5.2	9.2	9.2	9.4	9.2	9.2		14.400
4 Matt Wenske 1117	5.2	9.1	9.1	9.1	9.1	9.1	-0.3	14.000
5 Gage Dyer 1104	5.7	9.4	9.4	9.1	9.2	9.4		15.033

Vault Score: **72.098** Running Score: **273.826**

Vault Score: **72.665** Running Score: **278.060**

Name	D	1	2	3	4	5	nd	AVE
1 Dylan LeClair 912	4.5	9.0	9.3	9.4	8.9	9.0		13.600
2 Evan Kriley 911	4.9	8.7	8.7	9.1	9.0	8.5		13.700
3 Dylan Young 919	4.7	9.0	9.0	9.0	9.3	8.8		13.700
4 Evan Hymanson 907	5.6	7.0	7.1	7.6	7.4	7.8		12.966
5 Dillan King 910	4.9	8.5	8.4	8.4	8.0	8.4		13.300

Name	D	1	2	3	4	5	nd	AVE
1 Alan Camillus 1101	4.7	8.9	8.7	8.7	9.1	9.0		13.566
2 Cesar Gracia 1108	4.8	8.6	8.4	8.9	8.8	8.4		13.400
3 Spencer Goodell 1107	4.8	7.5	7.6	8.0	7.4	7.4		12.300
4 Vitaliy Guimaraes 1109	4.5	8.8	8.9	8.8	9.1	9.1		13.433
5 Matt Wenske 1117	5.4	8.4	8.6	8.8	8.2	8.8		14.000

P. Bar Score: **67.266** Running Score: **341.092**

P. Bar Score: **66.699** Running Score: **344.759**

Name	D	1	2	3	4	5	nd	AVE
1 Griffin Kehler 909	4.6	8.2	8.6	8.8	8.3	8.6		13.100
2 Evan Hymanson 907	4.8	8.7	8.4	8.6	8.8	8.8		13.500
3 Taylor Christopulos 903	4.8	7.1	7.6	7.3	7.2	7.3		12.066
4 Sam Phillips 915	5.3	8.1	8.3	8.0	8.3	8.2		13.500
5 Dillan King 910	5.1	8.1	8.1	8.3	8.4	8.5		13.366

Name	D	1	2	3	4	5	nd	AVE
1 Alexei Vernyi 1115	5.0	8.2	8.2	8.2	7.9	8.1		13.166
2 Cesar Gracia 1108	4.8	8.6	8.4	8.4	8.6	8.8		13.333
3 Zach Nunez 1111	4.3	8.5	8.7	8.7	8.7	8.7		13.000
4 Jack Freeman 1105	5.1	8.2	8.2	8.6	8.5	8.7		13.533
5 Vitaliy Guimaraes 1109	5.1	8.9	8.6	8.7	8.8	8.2		13.800

H. Bar Score: **65.532** Running Score: **406.624**

H. Bar Score: **66.832** Running Score: **411.591**

Final Team Score: **406.624**

Final Team Score: **411.591**

### All-Arounders

Name	Score
Christopulos	13.733
PH	11.400
SR	13.166
VT	14.666
PB	13.066
HB	12.066
AA	78.097

### All-Arounders

Name	Score
Guimaraes	14.366
Goodell	14.433
	12.266
	11.666
	13.733
	13.900
	14.566
	13.533
	13.433
	12.300
	13.800
	12.766
	82.164
	78.598

Judge's Signatures \* FX George Krenk, Mitch Griffin \* PH Sho Nakamori, Felix Aronovich \* SR Gerrit DeJonge, Kevin Muenz \* VT Rich Ellis, Bob Cass \* PB Nate Dobson, Paul Evatt \* HB Scott Schaffer, Ron Hill

\* Head Judge Eric Briley, Steve Jaciuk, Dave Moseley Lance Abiernaskey, Greg Ter-Zahariant Mickey Curth, Nathan Fortunato, Jon For Dave Contreras, Lisa West, Dave Eppert Daniel Furney, Mackenzie Dow, Lynn B Brandon Bruen, Alex Varga, Brent Simmo

Coach's Signature Chuck Chmelka

Coach's Signature Mark Williams

# 2021 NCAA Championships - Finals

## Event Results - Floor

Apr 17, 2021



Rank	Num	Name	Gym	D	Exec	ND	Score	Out
1	1104	Gage Dyer	Oklahoma	6.200	9.066	..	15.266	0.000
2	716	Shane Wiskus	Minnesota	5.900	9.200	..	15.100	0.166
3	613	Jacob Moore	Michigan	5.600	9.300	..	14.900	0.366
4	1308	Riley Loos	Stanford	5.800	9.066	..	14.866	0.400
5	607	Nick Guy	Michigan	5.600	9.200	..	14.800	0.466
6	415	Connor McCool	Illinois	5.900	8.833	..	14.733	0.533
7	1309	Brody Malone	Stanford	5.600	9.066	..	14.666	0.600
8	1113	Morgan Seyler	Oklahoma	5.600	9.000	..	14.600	0.666
9T	504	Evan Davis	Iowa	5.300	9.266	..	14.566	0.700
9T	1207	Matt Cormier	Penn State	5.700	8.866	..	14.566	0.700
11	1303	Brandon Briones	Stanford	5.600	8.900	..	14.500	0.766
12	602	Cameron Bock	Michigan	5.600	8.866	..	14.466	0.800
13	1107	Spencer Goodell	Oklahoma	5.600	8.833	..	14.433	0.833
14	1022	Jesse Tyndall	Ohio State	5.700	8.700	..	14.400	0.866
15	1109	Vitaliy Guimaraes	Oklahoma	5.700	8.666	..	14.366	0.900
16T	902	Jake Bonnay	Nebraska	5.400	8.900	..	14.300	0.966
16T	1105	Jack Freeman	Oklahoma	5.500	8.800	..	14.300	0.966
18	905	Charlie Giles	Nebraska	5.400	8.866	..	14.266	1.000
19*	508	Bennet Huang	Iowa	5.500	8.733	..	14.233	1.033
19*	913	Moritz Mueller	Nebraska	5.500	8.733	..	14.233	1.033
19*	413	Evan Manivong	Illinois	5.500	8.733	..	14.233	1.033
22	1310	Zach Martin	Stanford	5.400	8.800	..	14.200	1.066
23	608	Paul Juda	Michigan	5.600	8.566	..	14.166	1.100
24	307	Yu-Chen Lee	California	5.200	8.933	..	14.133	1.133
25	404	Josh Cook	Illinois	5.400	8.700	..	14.100	1.166
26	1008	Kazuki Hayashi	Ohio State	5.300	8.766	..	14.066	1.200
27T	407	Michael Fletcher	Illinois	5.000	9.033	..	14.033	1.233
27T	703	Colton Dee	Minnesota	5.200	8.833	..	14.033	1.233
27T	1203	Kaleb Booth	Penn State	5.400	8.633	..	14.033	1.233
30	617	James Read	Michigan	5.200	8.800	..	14.000	1.266
31T	120	Frankie Valentin	Air Force	5.100	8.866	..	13.966	1.300
31T	820	David Toussaint	Navy	5.200	8.766	..	13.966	1.300
33T	818	Ryan McVay	Navy	4.900	9.033	..	13.933	1.333
33T	915	Sam Phillips	Nebraska	5.700	8.233	..	13.933	1.333
35T	708	Garrett Kasiski	Minnesota	5.400	8.500	..	13.900	1.366
35T	711	Mike Moran	Minnesota	5.700	8.300	-0.1	13.900	1.366
37T	625	Adam Wooten	Michigan	5.500	8.533	-0.3	13.733	1.533
37T	903	Taylor Christopoulos	Nebraska	5.200	8.533	..	13.733	1.533
39	705	Ben Eyles	Minnesota	4.900	8.766	..	13.666	1.600
40	1208	Ethan Dick	Penn State	5.200	8.433	..	13.633	1.633
41	405	Max Diab	Illinois	5.100	8.333	..	13.433	1.833
42	823	Josh Williams	Navy	5.500	7.500	..	13.000	2.266
43	1318	Blake Wilson	Stanford	5.700	6.666	..	12.366	2.900

# 2021 NCAA Championships - Finals

## Event Results - Pommel

Apr 17, 2021



Rank	Num	Name	Gym	D	Exec	ND	Score	Out
1	420	Ian Skirkey	Illinois	5.900	8.266	..	14.166	0.000
2	608	Paul Juda	Michigan	5.000	8.800	..	13.800	0.366
3	911	Evan Kriley	Nebraska	5.200	8.500	..	13.700	0.466
4	917	Mitch Tyndall	Nebraska	5.200	8.466	..	13.666	0.500
5	1306	Ian Gunther	Stanford	5.300	8.333	..	13.633	0.533
6	624	David Willett	Michigan	5.200	8.400	..	13.600	0.566
7	905	Charlie Giles	Nebraska	5.400	8.166	..	13.566	0.600
8T	716	Shane Wiskus	Minnesota	5.300	8.100	..	13.400	0.766
8T	1202	Jack Baldwin	Penn State	5.400	8.000	..	13.400	0.766
10	820	David Toussaint	Navy	5.200	8.166	..	13.366	0.800
11	1020	Luke Smigliani	Ohio State	5.300	8.000	..	13.300	0.866
12*	1111	Zach Nunez	Oklahoma	5.000	8.266	..	13.266	0.900
12*	714	David Pochinka	Minnesota	5.000	8.266	..	13.266	0.900
12T	1309	Brody Malone	Stanford	5.600	7.666	..	13.266	0.900
15	508	Bennet Huang	Iowa	5.300	7.933	..	13.233	0.933
16T	614	Justin Murphy	Michigan	5.000	8.166	..	13.166	1.000
16*	504	Evan Davis	Iowa	5.400	7.766	..	13.166	1.000
16*	1308	Riley Loos	Stanford	5.400	7.766	..	13.166	1.000
19	403	Hamish Carter	Illinois	5.000	8.133	..	13.133	1.033
20	416	Tommy Mistretta	Illinois	4.600	8.433	..	13.033	1.133
21	1101	Alan Camillus	Oklahoma	4.600	8.400	..	13.000	1.166
22*	1113	Morgan Seyler	Oklahoma	4.800	8.166	..	12.966	1.200
22*	710	Henry Meeker	Minnesota	4.800	8.166	..	12.966	1.200
24	1303	Brandon Briones	Stanford	5.200	7.733	..	12.933	1.233
25	602	Cameron Bock	Michigan	5.300	7.600	..	12.900	1.266
26	1022	Jesse Tyndall	Ohio State	4.700	8.100	..	12.800	1.366
27	1213	Nick Mock	Penn State	5.500	7.266	..	12.766	1.400
28	906	Cooper Giles	Nebraska	5.200	7.533	..	12.733	1.433
29	818	Ryan McVay	Navy	4.200	8.300	..	12.500	1.666
30	1210	Michael Jaroh	Penn State	5.200	7.166	..	12.366	1.800
31	1304	J.R. Chou	Stanford	5.100	7.233	..	12.333	1.833
32	908	Khalil Jackson	Nebraska	5.100	7.200	..	12.300	1.866
33	1109	Vitaliy Guimaraes	Oklahoma	4.900	7.366	..	12.266	1.900
34	704	Noah Duran	Minnesota	5.300	6.866	..	12.166	2.000
35	619	Markus Shears	Michigan	5.100	7.000	..	12.100	2.066
36T	711	Mike Moran	Minnesota	4.300	7.700	..	12.000	2.166
36T	1208	Ethan Dick	Penn State	4.800	7.200	..	12.000	2.166
36T	120	Frankie Valentin	Air Force	4.900	7.100	..	12.000	2.166
39	417	Emanuele Muehlhauser	Illinois	4.600	7.200	..	11.800	2.366
40	805	Jake Carlson	Navy	5.200	6.533	..	11.733	2.433
41	1107	Spencer Goodell	Oklahoma	4.900	6.766	..	11.666	2.500
42	903	Taylor Christopoulos	Nebraska	4.500	6.900	..	11.400	2.766
43	407	Michael Fletcher	Illinois	4.700	6.600	..	11.300	2.866
44	419	Tyler Schmidt	Illinois	4.400	6.100	..	10.500	3.666

# 2021 NCAA Championships - Finals

## Event Results - Rings

Apr 17, 2021



Rank	Num	Name	Gym	D	Exec	ND	Score	Out
1	716	Shane Wiskus	Minnesota	5.600	8.800	..	14.400	0.000
2	1309	Brody Malone	Stanford	5.300	9.066	..	14.366	0.034
3	1308	Riley Loos	Stanford	5.300	8.866	..	14.166	0.234
4	1306	Ian Gunther	Stanford	5.000	9.066	..	14.066	0.334
5*	617	James Read	Michigan	5.200	8.833	..	14.033	0.367
5*	1101	Alan Camillus	Oklahoma	5.200	8.833	..	14.033	0.367
5T	602	Cameron Bock	Michigan	5.300	8.733	..	14.033	0.367
8	1205	Parker Clayton	Penn State	5.300	8.700	..	14.000	0.400
9	613	Jacob Moore	Michigan	5.000	8.933	..	13.933	0.467
10T	1113	Morgan Seyler	Oklahoma	4.800	9.100	..	13.900	0.500
10T	1107	Spencer Goodell	Oklahoma	5.100	8.800	..	13.900	0.500
12	1303	Brandon Briones	Stanford	5.200	8.633	..	13.833	0.567
13	1019	Josh Seltzer	Ohio State	5.100	8.666	..	13.766	0.634
14	1109	Vitaliy Guimaraes	Oklahoma	4.800	8.933	..	13.733	0.667
15	1117	Matt Wenske	Oklahoma	5.200	8.500	..	13.700	0.700
16T	615	Thomas Paul	Michigan	4.600	9.066	..	13.666	0.734
16T	1316	Matthew Szot	Stanford	4.900	8.766	..	13.666	0.734
16T	408	Daniel Graham	Illinois	5.400	8.266	..	13.666	0.734
19T	508	Bennet Huang	Iowa	4.700	8.933	..	13.633	0.767
19T	608	Paul Juda	Michigan	5.000	8.633	..	13.633	0.767
19T	703	Colton Dee	Minnesota	5.100	8.533	..	13.633	0.767
22T	504	Evan Davis	Iowa	4.800	8.800	..	13.600	0.800
22T	701	Crew Bold	Minnesota	4.900	8.700	..	13.600	0.800
22T	919	Dylan Young	Nebraska	5.000	8.600	..	13.600	0.800
25	412	Jordan Kovach	Illinois	4.800	8.766	..	13.566	0.834
26	120	Frankie Valentin	Air Force	5.100	8.400	..	13.500	0.900
27	505	James Friedman	Iowa	4.700	8.766	..	13.466	0.934
28	818	Ryan McVay	Navy	4.800	8.600	..	13.400	1.000
29	710	Henry Meeker	Minnesota	4.400	8.933	..	13.333	1.067
30	912	Dylan LeClair	Nebraska	4.700	8.600	..	13.300	1.100
31	823	Josh Williams	Navy	5.100	8.166	..	13.266	1.134
32	418	Logan Myers	Illinois	4.500	8.733	..	13.233	1.167
33	903	Taylor Christopulos	Nebraska	4.800	8.366	..	13.166	1.234
34	1208	Ethan Dick	Penn State	3.900	9.000	..	12.900	1.500
35	711	Mike Moran	Minnesota	4.200	8.666	..	12.866	1.534
36	901	Nikita Bolotsky	Nebraska	4.800	7.966	..	12.766	1.634
37	507	Peyton Hobson	Iowa	5.100	7.600	..	12.700	1.700
38T	708	Garrett Kasiski	Minnesota	4.700	7.966	..	12.666	1.734
38T	407	Michael Fletcher	Illinois	4.900	7.766	..	12.666	1.734
40	1412	Christian Marsh	W&M	5.000	7.533	..	12.533	1.867
41	1022	Jesse Tyndall	Ohio State	4.700	7.800	..	12.500	1.900
42	917	Mitch Tyndall	Nebraska	4.600	7.866	..	12.466	1.934
43	404	Josh Cook	Illinois	4.900	7.000	..	11.900	2.500

# 2021 NCAA Championships - Finals

## Event Results - Vault

Apr 17, 2021



Rank	Num	Name	Gym	D	Exec	ND	Score	Out
1	1104	Gage Dyer	Oklahoma	5.700	9.333	..	15.033	0.000
2	1310	Zach Martin	Stanford	5.300	9.600	..	14.900	0.133
3	1314	Curran Phillips	Stanford	5.200	9.533	..	14.733	0.300
4	905	Charlie Giles	Nebraska	5.200	9.500	..	14.700	0.333
5*	1110	Mason Menser	Oklahoma	5.200	9.466	..	14.666	0.367
5*	1303	Brandon Briones	Stanford	5.200	9.466	..	14.666	0.367
5*	903	Taylor Christopulos	Nebraska	5.200	9.466	..	14.666	0.367
5*	313	Caleb Rickard	California	5.300	9.366	..	14.666	0.367
5*	711	Mike Moran	Minnesota	5.300	9.366	..	14.666	0.367
10	1311	Brandon Nguyen	Stanford	5.200	9.433	..	14.633	0.400
11*	705	Ben Eyles	Minnesota	5.200	9.400	..	14.600	0.433
11*	608	Paul Juda	Michigan	5.200	9.400	..	14.600	0.433
13	1109	Vitaliy Guimaraes	Oklahoma	4.900	9.666	..	14.566	0.467
14	1309	Brody Malone	Stanford	5.200	9.300	..	14.500	0.533
15	709	Donte McKinney	Minnesota	5.200	9.366	-0.1	14.466	0.567
16	407	Michael Fletcher	Illinois	5.200	9.233	..	14.433	0.600
17	1103	Josh Corona	Oklahoma	5.200	9.200	..	14.400	0.633
18	912	Dylan LeClair	Nebraska	4.900	9.466	..	14.366	0.667
19T	415	Connor McCool	Illinois	4.900	9.366	..	14.266	0.767
19*	1017	Dexter Roettker	Ohio State	5.200	9.166	-0.1	14.266	0.767
19*	511	Amari Sewell	Iowa	5.200	9.166	-0.1	14.266	0.767
22T	613	Jacob Moore	Michigan	4.900	9.433	-0.1	14.233	0.800
22*	919	Dylan Young	Nebraska	4.800	9.433	..	14.233	0.800
22*	821	Connor Van Loo	Navy	4.800	9.433	..	14.233	0.800
22T	405	Max Diab	Illinois	5.200	9.133	-0.1	14.233	0.800
26*	1022	Jesse Tyndall	Ohio State	4.800	9.366	..	14.166	0.867
26*	508	Bennet Huang	Iowa	4.800	9.366	..	14.166	0.867
28T	605	Casey Cummings	Michigan	4.800	9.433	-0.1	14.133	0.900
28T	911	Evan Kriley	Nebraska	5.200	9.033	-0.1	14.133	0.900
30	1009	Donovan Hewitt	Ohio State	5.200	8.900	..	14.100	0.933
31T	120	Frankie Valentin	Air Force	4.800	9.266	..	14.066	0.967
31T	607	Nick Guy	Michigan	5.200	9.166	-0.3	14.066	0.967
33*	504	Evan Davis	Iowa	4.800	9.200	..	14.000	1.033
33*	418	Logan Myers	Illinois	4.800	9.200	..	14.000	1.033
33T	1117	Matt Wenske	Oklahoma	5.200	9.100	-0.3	14.000	1.033
36	1208	Ethan Dick	Penn State	4.800	9.033	..	13.833	1.200
37	1203	Kaleb Booth	Penn State	4.800	8.866	..	13.666	1.367
38	1107	Spencer Goodell	Oklahoma	5.200	8.333	..	13.533	1.500
39	716	Shane Wiskus	Minnesota	5.200	8.400	-0.1	13.500	1.533
40	703	Colton Dee	Minnesota	4.800	8.766	-0.1	13.466	1.567
41	413	Evan Manivong	Illinois	5.200	8.333	-0.1	13.433	1.600
42	818	Ryan McVay	Navy	4.000	9.400	..	13.400	1.633
43	602	Cameron Bock	Michigan	5.200	8.200	-0.3	13.100	1.933



# 2021 NCAA Championships - Finals

## Event Results - P Bars

Apr 17, 2021



Rank	Num	Name	Gym	D	Exec	ND	Score	Out
1	716	Shane Wiskus	Minnesota	6.000	8.433	..	14.433	0.000
2	620	Evgeny Siminiuc	Michigan	5.400	8.866	..	14.266	0.167
3	622	Virgil Watkins	Michigan	5.200	8.866	..	14.066	0.367
4	1117	Matt Wenske	Oklahoma	5.400	8.600	..	14.000	0.433
5	602	Cameron Bock	Michigan	6.000	7.900	..	13.900	0.533
6	1411	Andrew Lyubovsky	W&M	4.900	8.966	..	13.866	0.567
7T	1306	Ian Gunther	Stanford	5.600	8.233	..	13.833	0.600
7T	1315	Blake Sun	Stanford	5.700	8.133	..	13.833	0.600
9	1309	Brody Malone	Stanford	6.000	7.800	..	13.800	0.633
10	1210	Michael Jaroh	Penn State	4.700	9.066	..	13.766	0.667
11T	919	Dylan Young	Nebraska	4.700	9.000	..	13.700	0.733
11*	1208	Ethan Dick	Penn State	4.900	8.800	..	13.700	0.733
11*	911	Evan Kriley	Nebraska	4.900	8.800	..	13.700	0.733
14	1022	Jesse Tyndall	Ohio State	5.500	8.166	..	13.666	0.767
15	912	Dylan LeClair	Nebraska	4.500	9.100	..	13.600	0.833
16	1101	Alan Camillus	Oklahoma	4.700	8.866	..	13.566	0.867
17	407	Michael Fletcher	Illinois	5.200	8.333	..	13.533	0.900
18T	1109	Vitaliy Guimaraes	Oklahoma	4.500	8.933	..	13.433	1.000
18T	1013	Sean Neighbarger	Ohio State	4.900	8.533	..	13.433	1.000
18T	504	Evan Davis	Iowa	5.300	8.133	..	13.433	1.000
21	1108	Cesar Gracia	Oklahoma	4.800	8.600	..	13.400	1.033
22T	418	Logan Myers	Illinois	4.600	8.733	..	13.333	1.100
22T	412	Jordan Kovach	Illinois	4.800	8.533	..	13.333	1.100
22T	514	Carter Tope	Iowa	4.900	8.433	..	13.333	1.100
25	910	Dillan King	Nebraska	4.900	8.400	..	13.300	1.133
26	507	Peyton Hobson	Iowa	4.500	8.733	..	13.233	1.200
27T	713	Victor Perez	Minnesota	4.300	8.900	..	13.200	1.233
27*	818	Ryan McVay	Navy	4.500	8.700	..	13.200	1.233
27*	406	Joel Diaz	Illinois	4.500	8.700	..	13.200	1.233
27T	508	Bennet Huang	Iowa	4.800	8.400	..	13.200	1.233
31*	701	Crew Bold	Minnesota	5.200	7.933	..	13.133	1.300
31*	613	Jacob Moore	Michigan	5.200	7.933	..	13.133	1.300
31T	608	Paul Juda	Michigan	5.800	7.333	..	13.133	1.300
34T	903	Taylor Christopulos	Nebraska	5.000	8.066	..	13.066	1.367
34T	714	David Pochinka	Minnesota	5.600	7.466	..	13.066	1.367
36	709	Donte McKinney	Minnesota	4.400	8.600	..	13.000	1.433
37	907	Evan Hymanson	Nebraska	5.600	7.366	..	12.966	1.467
38	711	Mike Moran	Minnesota	4.700	8.200	..	12.900	1.533
39T	1016	Tyler Rockwood	Ohio State	4.700	8.166	..	12.866	1.567
39T	1314	Curran Phillips	Stanford	5.400	7.466	..	12.866	1.567
41	120	Frankie Valentin	Air Force	4.500	8.333	..	12.833	1.600
42	1303	Brandon Briones	Stanford	5.500	7.300	..	12.800	1.633
43	1107	Spencer Goodell	Oklahoma	4.800	7.500	..	12.300	2.133
44	403	Hamish Carter	Illinois	5.300	6.933	..	12.233	2.200

# 2021 NCAA Championships - Finals

## Event Results - H Bar

Apr 17, 2021



Rank	Num	Name	Gym	D	Exec	ND	Score	Out
1	1309	Brody Malone	Stanford	6.100	8.366	..	14.466	0.000
2	716	Shane Wiskus	Minnesota	5.500	8.533	..	14.033	0.433
3	625	Adam Wooten	Michigan	5.300	8.533	..	13.833	0.633
4	1109	Vitaliy Guimaraes	Oklahoma	5.100	8.700	..	13.800	0.666
5	709	Donte McKinney	Minnesota	4.900	8.833	..	13.733	0.733
6	1308	Riley Loos	Stanford	5.000	8.633	..	13.633	0.833
7T	621	Anthony Tawfik	Michigan	4.900	8.633	..	13.533	0.933
7T	615	Thomas Paul	Michigan	5.000	8.533	..	13.533	0.933
7T	1105	Jack Freeman	Oklahoma	5.100	8.433	..	13.533	0.933
10T	907	Evan Hymanson	Nebraska	4.800	8.700	..	13.500	0.966
10T	915	Sam Phillips	Nebraska	5.300	8.200	..	13.500	0.966
12T	407	Michael Fletcher	Illinois	4.800	8.666	..	13.466	1.000
12T	103	Garrett Braunton	Air Force	5.800	7.666	..	13.466	1.000
14T	810	Giovanni Gambatese	Navy	4.800	8.633	..	13.433	1.033
14T	1306	Ian Gunther	Stanford	4.900	8.533	..	13.433	1.033
14T	1022	Jesse Tyndall	Ohio State	5.300	8.133	..	13.433	1.033
14T	1303	Brandon Briones	Stanford	5.400	8.033	..	13.433	1.033
18	701	Crew Bold	Minnesota	5.200	8.200	..	13.400	1.066
19	910	Dillan King	Nebraska	5.100	8.266	..	13.366	1.100
20	1108	Cesar Gracia	Oklahoma	4.800	8.533	..	13.333	1.133
21T	504	Evan Davis	Iowa	4.600	8.566	..	13.166	1.300
21T	1115	Alexei Vernyi	Oklahoma	5.000	8.166	..	13.166	1.300
23T	404	Josh Cook	Illinois	4.200	8.900	..	13.100	1.366
23T	909	Griffin Kehler	Nebraska	4.600	8.500	..	13.100	1.366
25T	1111	Zach Nunez	Oklahoma	4.300	8.700	..	13.000	1.466
25T	508	Bennet Huang	Iowa	4.400	8.600	..	13.000	1.466
25T	818	Ryan McVay	Navy	4.600	8.400	..	13.000	1.466
28	1311	Brandon Nguyen	Stanford	4.900	8.066	..	12.966	1.500
29T	713	Victor Perez	Minnesota	4.500	8.400	..	12.900	1.566
29T	1209	Alex Frack	Penn State	4.900	8.000	..	12.900	1.566
29T	403	Hamish Carter	Illinois	5.100	7.800	..	12.900	1.566
32	120	Frankie Valentin	Air Force	4.500	8.366	..	12.866	1.600
33	1107	Spencer Goodell	Oklahoma	4.800	7.966	..	12.766	1.700
34T	705	Ben Eyles	Minnesota	3.900	8.766	..	12.666	1.800
34T	1208	Ethan Dick	Penn State	4.200	8.466	..	12.666	1.800
36	418	Logan Myers	Illinois	4.400	8.233	..	12.633	1.833
37	711	Mike Moran	Minnesota	4.300	8.166	..	12.466	2.000
38T	313	Caleb Rickard	California	4.600	7.600	..	12.200	2.266
38T	602	Cameron Bock	Michigan	5.100	7.100	..	12.200	2.266
40	608	Paul Juda	Michigan	5.000	7.166	..	12.166	2.300
41	903	Taylor Christopoulos	Nebraska	4.800	7.266	..	12.066	2.400
42	413	Evan Manivong	Illinois	4.600	7.100	..	11.700	2.766
43	309	Noah Newfeld	California	4.000	7.566	..	11.566	2.900
44	1018	Domenic Sciulli	Ohio State	3.900	7.366	..	11.266	3.200







# 2021 NCAA Championships - Finals

## Event Results - AA

Apr 17, 2021

Page: 1  
Printed: 4/17/2021 9:48 PM

Men / 10  
Session: 3

Rank	Num	Name	Gym							AA
1	1309	Brody Malone	Stanford	14.666	13.266	14.366	14.500	13.800	14.466	85.064
2	716	Shane Wiskus	Minnesota	15.100	13.400	14.400	13.500	14.433	14.033	84.866
3	1303	Brandon Briones	Stanford	14.500	12.933	13.833	14.666	12.800	13.433	82.165
4	1109	Vitaliy Guimaraes	Oklahoma	14.366	12.266	13.733	14.566	13.433	13.800	82.164
5	504	Evan Davis	Iowa	14.566	13.166	13.600	14.000	13.433	13.166	81.931
6	608	Paul Juda	Michigan	14.166	13.800	13.633	14.600	13.133	12.166	81.498
7	508	Bennet Huang	Iowa	14.233	13.233	13.633	14.166	13.200	13.000	81.465
8	1022	Jesse Tyndall	Ohio State	14.400	12.800	12.500	14.166	13.666	13.433	80.965
9	602	Cameron Bock	Michigan	14.466	12.900	14.033	13.100	13.900	12.200	80.599
10	818	Ryan McVay	Navy	13.933	12.500	13.400	13.400	13.200	13.000	79.433
11	407	Michael Fletcher	Illinois	14.033	11.300	12.666	14.433	13.533	13.466	79.431
12	120	Frankie Valentin	Air Force	13.966	12.000	13.500	14.066	12.833	12.866	79.231
13	711	Mike Moran	Minnesota	13.900	12.000	12.866	14.666	12.900	12.466	78.798
14	1208	Ethan Dick	Penn State	13.633	12.000	12.900	13.833	13.700	12.666	78.732
15	1107	Spencer Goodell	Oklahoma	14.433	11.666	13.900	13.533	12.300	12.766	78.598
16	903	Taylor Christopoulos	Nebraska	13.733	11.400	13.166	14.666	13.066	12.066	78.097