

NCAA Gymnastics Score Sheet

Teams: Home *University Of Oklahoma

Visitor Stanford University Men

Date Mar 13, 2021

Place University Of Oklahoma Gymnastics

Attendance 127

Name	D	1	2	3	4	5	nd	AVE
1 Spencer Goodell	107	5.7	8.6	8.4				14.200
2 Jack Freeman	105	5.5	8.3	8.5				13.900
3 Morgan Seyler	113	5.5	8.8	8.7				14.250
4 Matt Wenske	117	5.5	8.1	8.2				13.650
5 Gage Dyer	104	6.0	8.7	8.5				14.600

Floor Score: **70.600** Running Score: **70.600**

Name	D	1	2	3	4	5	nd	AVE
1 Colt Walker	217	5.6	7.7	7.5				13.200
2 Jeremy Bischoff	201	5.4	8.3	8.3			-0.3	13.400
3 Brandon Briones	203	5.7	8.0	7.8				13.600
4 Riley Loos	208	5.4	9.0	8.9				14.350
5 Blake Wilson	218	5.6	8.6	8.6				14.200

Floor Score: **68.750** Running Score: **68.750**

Name	D	1	2	3	4	5	nd	AVE
1 Alan Camillus	101	4.7	8.1	8.2				12.850
2 Spencer Goodell	107	4.9	8.1	8.0				12.950
3 Morgan Seyler	113	5.0	8.0	8.2				13.100
4 Zach Nunez	111	5.1	7.7	7.9				12.900
5 Matt Wenske	117	4.3	8.0	8.0				12.300

Pommel Score: **64.100** Running Score: **134.700**

Name	D	1	2	3	4	5	nd	AVE
1 Ian Gunther	206	5.4	8.3	8.6				13.850
2 Riley Loos	208	5.1	7.6	7.6				12.700
3 Brandon Briones	203	5.5	7.3	7.6				12.950
4 J.R. Chou	204	5.1	8.6	8.3				13.550
5 Brody Malone	209	5.8	7.1	7.3				13.000

Pommel Score: **66.050** Running Score: **134.800**

Name	D	1	2	3	4	5	nd	AVE
1 Jack Freeman	105	4.4	9.0	8.9				13.350
2 Morgan Seyler	113	4.8	8.7	8.8				13.550
3 Spencer Goodell	107	5.1	8.7	8.7				13.800
4 Alan Camillus	101	4.9	8.2	8.4				13.200
5 Matt Wenske	117	5.3	8.3	8.5				13.700

Rings Score: **67.600** Running Score: **202.300**

Name	D	1	2	3	4	5	nd	AVE
1 Trevor DiGerolamo	205	5.5	7.7	7.7				13.200
2 Brody Malone	209	5.1	8.4	8.5				13.550
3 Riley Loos	208	5.3	9.0	8.9				14.250
4 Ian Gunther	206	5.6	8.3	8.3				13.900
5 Matthew Szot	216	4.9	8.4	8.6				13.400

Rings Score: **68.300** Running Score: **203.100**

Name	D	1	2	3	4	5	nd	AVE
1 Morgan Seyler	113	5.2	9.1	9.1				14.300
2 Spencer Goodell	107	5.2	9.4	9.4				14.600
3 Matt Wenske	117	5.2	9.4	9.3				14.550
4 Mason Menser	110	5.2	9.6	9.7				14.850
5 Gage Dyer	104	5.2	9.3	9.3				14.500

Vault Score: **72.800** Running Score: **275.100**

Name	D	1	2	3	4	5	nd	AVE
1 Colt Walker	217	5.2	9.3	9.3			-0.1	14.400
2 Brandon Nguyen	211	5.3	9.6	9.7				14.950
3 Curran Phillips	214	5.2	9.4	9.4				14.600
4 Zach Martin	210	5.2	9.5	9.6				14.750
5 Brandon Briones	203	5.2	9.2	9.2			-0.3	14.100

Vault Score: **72.800** Running Score: **275.900**

Name	D	1	2	3	4	5	nd	AVE
1 Alan Camillus	101	4.8	9.3	9.2				14.050
2 Cesar Gracia	108	4.8	8.4	8.2				13.100
3 Alexei Vernyi	115	5.1	8.9	9.0				14.050
4 Spencer Goodell	107	5.0	9.0	8.8				13.900
5 Matt Wenske	117	5.3	8.6	8.4				13.800

P. Bar Score: **68.900** Running Score: **344.000**

Name	D	1	2	3	4	5	nd	AVE
1 Ian Gunther	206	5.5	8.0	8.0				13.500
2 Curran Phillips	214	5.5	8.2	8.0				13.600
3 Jeremy Bischoff	201	4.9	8.7	8.8				13.650
4 Blake Sun	215	5.9	8.6	8.5				14.450
5 Brody Malone	209	6.0	8.5	8.5				14.500

P. Bar Score: **69.700** Running Score: **345.600**

Name	D	1	2	3	4	5	nd	AVE
1 Alexei Vernyi	115	4.9	8.5	8.2				13.250
2 Cesar Gracia	108	4.7	8.8	8.8				13.500
3 Spencer Goodell	107	4.8	7.7	7.8				12.550
4 Jack Freeman	105	5.0	8.2	8.2				13.200
5 Matt Wenske	117	5.0	7.9	7.7				12.800

H. Bar Score: **65.300** Running Score: **409.300**

Name	D	1	2	3	4	5	nd	AVE
1 Blake Wilson	218	4.8	7.4	7.2				12.100
2 Brandon Nguyen	211	5.0	8.5	8.3			-0.3	13.100
3 Curran Phillips	214	5.1	6.1	6.1				11.200
4 Brody Malone	209	6.1	8.3	8.3				14.400
5 Brandon Briones	203	5.4	7.5	7.5				12.900

H. Bar Score: **63.700** Running Score: **409.300**

Final Team Score: **409.300**

Final Team Score: **409.300**

All-Arounders

	Goodell	Wenske				
FX	14.200	13.650				
PH	12.950	12.300				
SR	13.800	13.700				
VT	14.600	14.550				
PB	13.900	13.800				
HB	12.550	12.800				
AA	82.000	80.800				

All-Arounders

FX						
PH						
SR						
VT						
PB						
HB						
AA						

Judge's Signatures * FX Eric Briley * PH Cameron Sweny * SR Kevin Muenz * VT Bob Cass * PB Daniel Furney * HB Kevin Muenz

* Head Judge
 FX Daniel Furney, Chris Muenz PH Bob Cass, Kevin Muenz SR Cameron Sweny, Eric Briley VT Chris Muenz, Daniel Furney PB Bob Cass, Chris Muenz HB Eric Briley, Cameron Sweny







Coach's Signature Mark Williams Coach's Signature Thom Glielmi

OU Men Vs. Stanford

Team Results

Mar 13, 2021

Men / 10
Session: 1

Rank	Gym	Team	Score						
1T	Stanford	X	409.300	68.750 2	66.050 1	68.300 1	72.800 1*	69.700 1	63.700 2
1T	OU	X	409.300	70.600 1	64.100 2	67.600 2	72.800 1*	68.900 2	65.300 1

OU Men Vs. Stanford

Event Results - Floor

Mar 13, 2021

Page: 1
Printed: 3/13/2021 2:39:17 PM

Men / 10
Session: 1



Rank	Num	Name	Gym	D	Exec	ND	Score	Out
1	104	Gage Dyer	OU	6.000	8.600	-.-	14.600	0.000
2	208	Riley Loos	Stanford	5.400	8.950	-.-	14.350	0.250
3	113	Morgan Seyler	OU	5.500	8.750	-.-	14.250	0.350
4T	218	Blake Wilson	Stanford	5.600	8.600	-.-	14.200	0.400
4T	107	Spencer Goodell	OU	5.700	8.500	-.-	14.200	0.400
6	105	Jack Freeman	OU	5.500	8.400	-.-	13.900	0.700
7	117	Matt Wenske	OU	5.500	8.150	-.-	13.650	0.950
8	203	Brandon Briones	Stanford	5.700	7.900	-.-	13.600	1.000
9	201	Jeremy Bischoff	Stanford	5.400	8.300	-0.3	13.400	1.200
10	217	Colt Walker	Stanford	5.600	7.600	-.-	13.200	1.400

OU Men Vs. Stanford

Event Results - H Bar

Mar 13, 2021

Page: 1
Printed: 3/13/2021 3:13:04 PM

Men / 10
Session: 1



Rank	Num	Name	Gym	D	Exec	ND	Score	Out
1	209	Brody Malone	Stanford	6.100	8.300	-.-	14.400	0.000
2	108	Cesar Gracia	OU	4.700	8.800	-.-	13.500	0.900
3	115	Alexei Vernyi	OU	4.900	8.350	-.-	13.250	1.150
4	105	Jack Freeman	OU	5.000	8.200	-.-	13.200	1.200
5	211	Brandon Nguyen	Stanford	5.000	8.400	-0.3	13.100	1.300
6	203	Brandon Briones	Stanford	5.400	7.500	-.-	12.900	1.500
7	117	Matt Wenske	OU	5.000	7.800	-.-	12.800	1.600
8	107	Spencer Goodell	OU	4.800	7.750	-.-	12.550	1.850
9	218	Blake Wilson	Stanford	4.800	7.300	-.-	12.100	2.300
10	214	Curran Phillips	Stanford	5.100	6.100	-.-	11.200	3.200

OU Men Vs. Stanford

Event Results - P Bars

Mar 13, 2021

Page: 1
Printed: 3/13/2021 3:15:07 PM

Men / 10
Session: 1



Rank	Num	Name	Gym	D	Exec	ND	Score	Out
1	209	Brody Malone	Stanford	6.000	8.500	-.-	14.500	0.000
2	215	Blake Sun	Stanford	5.900	8.550	-.-	14.450	0.050
3T	101	Alan Camillus	OU	4.800	9.250	-.-	14.050	0.450
3T	115	Alexei Vernyi	OU	5.100	8.950	-.-	14.050	0.450
5	107	Spencer Goodell	OU	5.000	8.900	-.-	13.900	0.600
6	117	Matt Wenske	OU	5.300	8.500	-.-	13.800	0.700
7	201	Jeremy Bischoff	Stanford	4.900	8.750	-.-	13.650	0.850
8	214	Curran Phillips	Stanford	5.500	8.100	-.-	13.600	0.900
9	206	Ian Gunther	Stanford	5.500	8.000	-.-	13.500	1.000
10	108	Cesar Gracia	OU	4.800	8.300	-.-	13.100	1.400

OU Men Vs. Stanford

Event Results - Pommel

Mar 13, 2021

Page: 1
Printed: 3/13/2021 2:39:41 PM

Men / 10
Session: 1



Rank	Num	Name	Gym	D	Exec	ND	Score	Out
1	206	Ian Gunther	Stanford	5.400	8.450	..	13.850	0.000
2	204	J.R. Chou	Stanford	5.100	8.450	..	13.550	0.300
3	113	Morgan Seyler	OU	5.000	8.100	..	13.100	0.750
4	209	Brody Malone	Stanford	5.800	7.200	..	13.000	0.850
5T	107	Spencer Goodell	OU	4.900	8.050	..	12.950	0.900
5T	203	Brandon Briones	Stanford	5.500	7.450	..	12.950	0.900
7	111	Zach Nunez	OU	5.100	7.800	..	12.900	0.950
8	101	Alan Camillus	OU	4.700	8.150	..	12.850	1.000
9	208	Riley Loos	Stanford	5.100	7.600	..	12.700	1.150
10	117	Matt Wenske	OU	4.300	8.000	..	12.300	1.550

OU Men Vs. Stanford

Event Results - Rings

Mar 13, 2021

Page: 1
Printed: 3/13/2021 2:44:28 PM

Men / 10
Session: 1



Rank	Num	Name	Gym	D	Exec	ND	Score	Out
1	208	Riley Loos	Stanford	5.300	8.950	-.-	14.250	0.000
2	206	Ian Gunther	Stanford	5.600	8.300	-.-	13.900	0.350
3	107	Spencer Goodell	OU	5.100	8.700	-.-	13.800	0.450
4	117	Matt Wenske	OU	5.300	8.400	-.-	13.700	0.550
5T	113	Morgan Seyler	OU	4.800	8.750	-.-	13.550	0.700
5T	209	Brody Malone	Stanford	5.100	8.450	-.-	13.550	0.700
7	216	Matthew Szot	Stanford	4.900	8.500	-.-	13.400	0.850
8	105	Jack Freeman	OU	4.400	8.950	-.-	13.350	0.900
9T	101	Alan Camillus	OU	4.900	8.300	-.-	13.200	1.050
9T	205	Trevor DiGerolamo	Stanford	5.500	7.700	-.-	13.200	1.050

OU Men Vs. Stanford

Event Results - Vault

Mar 13, 2021

Page: 1
Printed: 3/13/2021 2:46:10 PM

Men / 10
Session: 1









Rank	Num	Name	Gym	D	Exec	ND	Score	Out
1	211	Brandon Nguyen	Stanford	5.300	9.650	-.-	14.950	0.000
2	110	Mason Menser	OU	5.200	9.650	-.-	14.850	0.100
3	210	Zach Martin	Stanford	5.200	9.550	-.-	14.750	0.200
4*	214	Curran Phillips	Stanford	5.200	9.400	-.-	14.600	0.350
4*	107	Spencer Goodell	OU	5.200	9.400	-.-	14.600	0.350
6	117	Matt Wenske	OU	5.200	9.350	-.-	14.550	0.400
7	104	Gage Dyer	OU	5.200	9.300	-.-	14.500	0.450
8	217	Colt Walker	Stanford	5.200	9.300	-0.1	14.400	0.550
9	113	Morgan Seyler	OU	5.200	9.100	-.-	14.300	0.650
10	203	Brandon Briones	Stanford	5.200	9.200	-0.3	14.100	0.850

OU Men Vs. Stanford

Event Results - AA

Mar 13, 2021

Men / 10
Session: 1

Rank	Num	Name	Gym							AA
1	107	Spencer Goodell	OU	14.200	12.950	13.800	14.600	13.900	12.550	82.000
2	117	Matt Wenske	OU	13.650	12.300	13.700	14.550	13.800	12.800	80.800