

NCAA Gymnastics Score Sheet

Teams: Home Cal Berkeley Men

Visitor Stanford Men

Date Jan 12, 2019

Place _____

Attendance 0

Name	D	1	2	3	4	5	nd	AVE
F 1 Yu-Chen Lee	114	5.1	7.8	7.6				12.800
L 2 Kyle Abe	109	5.3	7.7	7.5				12.900
O 3 Darren Wong	106	5.4	8.3	8.4			-0.1	13.650
R 4 Shane Sadighi	113	5.2	8.7	8.8				13.950
O 5 Kyte Crigger	110	5.2	8.2	8.0				13.300
R 6 Aaron Mah	101	5.2	8.6	8.6				13.800

Name	D	1	2	3	4	5	nd	AVE
1 Bryan Perla	130	5.3	9.0	9.3				14.450
2 Andrew Bitner	120	5.0	8.4	8.6				13.500
3 Brody Malone	127	5.6	8.1	7.9				13.600
4 Bailey Perez	129	5.5	9.0	9.0				14.500
5 Connor Lewis	126	5.5	9.3	9.1				14.700
6 Blake Wilson	138	4.9	8.6	8.8				13.600

Floor Score: **67.600** Running Score: **67.600**

Floor Score: **70.850** Running Score: **70.850**

P 1 Harrison Plate	107	5.1	7.3	7.0				12.250
O 2 Mitchell Awisus	111	4.6	7.2	7.2				11.800
M 3 Darren Wong	106	4.8	7.8	8.1				12.750
M 4 Matthew Randolph	112	4.8	7.6	7.9				12.550
E 5 Joseph Dixon	108	5.1	6.8	6.6				11.800
L 6 Aaron Mah	101	4.9	5.8	5.7				10.650

1 Grant Breckenridge	1067	4.2	7.7	7.7				11.900
2 Andrew Bitner	120	3.9	7.2	7.3			-4.0	7.150
3 Brody Malone	127	5.2	7.7	7.4				12.750
4 Ian Gunther	123	5.3	7.5	7.8				12.950
5 Blake Sun	134	4.9	8.4	8.1				13.150
6 Joey Ringer	132	5.4	8.2	8.3				13.650

Pommel Score: **61.150** Running Score: **128.750**

Pommel Score: **64.400** Running Score: **135.250**

R 1 Kyte Crigger	110	4.5	8.0	8.2				12.600
I 2 Darren Wong	106	4.4	7.9	7.6				12.150
N 3 Shane Sadighi	113	5.0	8.4	8.7				13.550
S 4 Aaron Mah	101	4.4	8.2	8.0				12.500
S 5 Anton Vorona	103	5.2	7.4	7.2				12.500
6 Harrison Plate	107	5.2	8.6	8.4				13.700

1 Trevor DiGerlamo	121	5.0	8.6	8.5				13.550
2 Grant Breckenridge	1067	4.6	9.0	9.0				13.600
3 Andrew Bitner	120	4.7	8.0	8.1				12.750
4 Brody Malone	127	5.2	8.6	8.5				13.750
5 Ian Gunther	123	4.9	9.1	9.2				14.050
6 Thomas Lee	125	5.0	8.2	8.1				13.150

Rings Score: **64.850** Running Score: **193.600**

Rings Score: **68.100** Running Score: **203.350**

V 1 Yu-Chen Lee	114	4.4	9.2	9.3				13.650
A 2 Asad Jooma	115	4.8	8.5	8.7			-0.3	13.100
U 3 Caleb Rickard	105	4.8	9.1	9.0				13.850
L 4 Shane Sadighi	113	4.8	9.1	9.2				13.950
T 5 Darren Wong	106	4.8	9.2	9.3				14.050
6 Kyle Abe	109	5.2	8.6	8.7				13.850

1 Barrett Weiss	137	4.8	9.1	8.9				13.800
2 Grant Breckenridge	1067	4.8	9.4	9.5			-0.1	14.150
3 Brody Malone	127	5.2	9.2	9.3				14.450
4 Bailey Perez	129	5.2	9.1	9.1				14.300
5 Bryan Perla	130	5.2	9.3	9.3				14.500
6 Connor Lewis	126	4.8	8.9	9.0			-0.1	13.650

Vault Score: **69.350** Running Score: **262.950**

Vault Score: **71.200** Running Score: **274.550**

P 1 Angle Haro	102	5.1	7.7	7.9				12.900
B 2 Benjamin Allins	104	4.5	7.6	7.5				12.050
A 3 Darren Wong	106	4.3	7.9	7.7				12.100
R 4 Kyte Crigger	110	5.0	8.4	8.3				13.350
S 5 Mitchell Awisus	111	4.8	8.9	9.1				13.800
6 Aaron Mah	101	5.3	8.2	8.3				13.550

1 Brody Malone	127	5.1	8.6	8.8				13.800
2 Ian Gunther	123	5.3	8.8	8.7				14.050
3 Bailey Perez	129	4.6	8.7	8.9				13.400
4 Thomas Lee	125	5.5	8.5	8.6				14.050
5 Grant Breckenridge	1067	5.5	9.2	9.1				14.650
6 Blake Sun	134	5.3	9.0	9.1				14.350

P. Bar Score: **65.700** Running Score: **328.650**

P. Bar Score: **70.900** Running Score: **345.450**

H 1 Benjamin Allins	104	4.0	8.5	8.5				12.500
B 2 Angle Haro	102	4.4	7.7	8.0				12.250
A 3 Darren Wong	106	4.8	8.1	8.3				13.000
R 4 Caleb Rickard	105	4.9	6.8	7.2				11.900
S 5 Kyte Crigger	110	5.0	7.4	7.5				12.450
6 Aaron Mah	101	5.4	8.1	8.1				13.500

1 David Jessen	124	4.7	8.9	8.7				13.500
2 Andrew Bitner	120	4.5	8.5	8.7				13.100
3 Ian Gunther	123	4.7	8.3	8.5				13.100
4 Brody Malone	127	5.4	6.1	6.4				11.650
5 Grant Breckenridge	1067	5.5	7.4	7.7				13.050
6 Jacob Barrus	119	5.0	8.1	8.0				13.050

H. Bar Score: **63.700** Running Score: **392.350**

H. Bar Score: **65.800** Running Score: **411.250**

Final Team Score: **392.350**

Final Team Score: **411.250**

All-Arounders

All-Arounders

FX	Wong						
PH	13.650						
SR	12.750						
VT	12.150						
PB	14.050						
HB	12.100						
AA	13.000						
	77.700						

Bitner	Malone	Perez	Breckenridge				
13.500	13.600	14.500	13.400				
7.150	12.750	10.700	11.900				
12.750	13.750	12.950	13.600				
12.850	14.450	14.300	14.150				
13.700	13.800	13.400	14.650				
13.100	11.650	13.050	13.050				
73.050	80.000	78.900	80.750				

Judge's Signatures * FX _____ * PH _____ * SR _____ * VT _____ * PB _____ * HB _____

* Head Judge FX _____ PH _____ SR _____ VT _____ PB _____ HB _____

Coach's Signature _____ Coach's Signature _____

2019 CBC NCAA Meet

Event Results - Pommel

Jan 12, 2019

Page: 1

Printed: 1/12/2019 9:27 PM

Men / NC / All Ages

Session: 01



Rank	Num	Name	Gym	Diff	Exec	ND	Score	Out
1	132	Joey Ringer	Stanford Men	5.400	8.250	..-	13.650	0.000
2	134	Blake Sun	Stanford Men	4.900	8.250	..-	13.150	0.500
3	123	Ian Gunther	Stanford Men	5.300	7.650	..-	12.950	0.700
4T	106	Darren Wong	Cal Men	4.800	7.950	..-	12.750	0.900
5T	127	Brody Malone	Stanford Men	5.200	7.550	..-	12.750	0.900
6	112	Matthew Randolph	Cal Men	4.800	7.750	..-	12.550	1.100
7	107	Harrison Plate	Cal Men	5.100	7.150	..-	12.250	1.400
8	1067	Grant Breckenridge	Stanford Men	4.200	7.700	..-	11.900	1.750
9T	111	Mitchell Awisus	Cal Men	4.600	7.200	..-	11.800	1.850
10T	108	Joseph Dixon	Cal Men	5.100	6.700	..-	11.800	1.850
11	129	Bailey Perez	Stanford Men	3.700	7.000	..-	10.700	2.950
12	101	Aaron Mah	Cal Men	4.900	5.750	..-	10.650	3.000
13	120	Andrew Bitner	Stanford Men	3.900	7.250	-4.0	7.150	6.500

2019 CBC NCAA Meet

Event Results - Floor

Jan 12, 2019

Page: 1

Printed: 1/12/2019 9:27 PM

Men / NC / All Ages

Session: 01



Rank	Num	Name	Gym	Diff	Exec	ND	Score	Out
1	126	Connor Lewis	Stanford Men	5.500	9.200	..-	14.700	0.000
2	129	Bailey Perez	Stanford Men	5.500	9.000	..-	14.500	0.200
3	130	Bryan Perla	Stanford Men	5.300	9.150	..-	14.450	0.250
4	113	Shane Sadighi	Cal Men	5.200	8.750	..-	13.950	0.750
5	101	Aaron Mah	Cal Men	5.200	8.600	..-	13.800	0.900
6	106	Darren Wong	Cal Men	5.400	8.350	-0.1	13.650	1.050
7T	138	Blake Wilson	Stanford Men	4.900	8.700	..-	13.600	1.100
8T	127	Brody Malone	Stanford Men	5.600	8.000	..-	13.600	1.100
9	120	Andrew Bitner	Stanford Men	5.000	8.500	..-	13.500	1.200
10	1067	Grant Breckenridge	Stanford Men	5.100	8.400	-0.1	13.400	1.300
11	110	Kyte Crigger	Cal Men	5.200	8.100	..-	13.300	1.400
12	109	Kyle Abe	Cal Men	5.300	7.600	..-	12.900	1.800
13	114	Yu-Chen Lee	Cal Men	5.100	7.700	..-	12.800	1.900

2019 CBC NCAA Meet

Event Results - Vault

Jan 12, 2019

Page: 1

Printed: 1/12/2019 9:28 PM

Men / NC / All Ages

Session: 01



Rank	Num	Name	Gym	Diff	Exec	ND	Score	Out
1	130	Bryan Perla	Stanford Men	5.200	9.300	..	14.500	0.000
2	127	Brody Malone	Stanford Men	5.200	9.250	..	14.450	0.050
3	129	Bailey Perez	Stanford Men	5.200	9.100	..	14.300	0.200
4	1067	Grant Breckenridge	Stanford Men	4.800	9.450	-0.1	14.150	0.350
5	106	Darren Wong	Cal Men	4.800	9.250	..	14.050	0.450
6	113	Shane Sadighi	Cal Men	4.800	9.150	..	13.950	0.550
7T	105	Caleb Rickard	Cal Men	4.800	9.050	..	13.850	0.650
8T	109	Kyle Abe	Cal Men	5.200	8.650	..	13.850	0.650
9	137	Barrett Weiss	Stanford Men	4.800	9.000	..	13.800	0.700
10T	114	Yu-Chen Lee	Cal Men	4.400	9.250	..	13.650	0.850
11T	126	Connor Lewis	Stanford Men	4.800	8.950	-0.1	13.650	0.850
12	115	Asad Jooma	Cal Men	4.800	8.600	-0.3	13.100	1.400
13	120	Andrew Bitner	Stanford Men	4.000	8.850	..	12.850	1.650

2019 CBC NCAA Meet

Event Results - Rings

Jan 12, 2019

Page: 1

Printed: 1/12/2019 9:28 PM

Men / NC / All Ages

Session: 01



Rank	Num	Name	Gym	Diff	Exec	ND	Score	Out
1	123	Ian Gunther	Stanford Men	4.900	9.150	..-	14.050	0.000
2	127	Brody Malone	Stanford Men	5.200	8.550	..-	13.750	0.300
3	107	Harrison Plate	Cal Men	5.200	8.500	..-	13.700	0.350
4	1067	Grant Breckenridge	Stanford Men	4.600	9.000	..-	13.600	0.450
5*	121	Trevor DiGerlamo	Stanford Men	5.000	8.550	..-	13.550	0.500
6*	113	Shane Sadighi	Cal Men	5.000	8.550	..-	13.550	0.500
7	125	Thomas Lee	Stanford Men	5.000	8.150	..-	13.150	0.900
8	129	Bailey Perez	Stanford Men	4.400	8.550	..-	12.950	1.100
9	120	Andrew Bitner	Stanford Men	4.700	8.050	..-	12.750	1.300
10	110	Kyte Crigger	Cal Men	4.500	8.100	..-	12.600	1.450
11T	101	Aaron Mah	Cal Men	4.400	8.100	..-	12.500	1.550
12T	103	Anton Vorona	Cal Men	5.200	7.300	..-	12.500	1.550
13	106	Darren Wong	Cal Men	4.400	7.750	..-	12.150	1.900

2019 CBC NCAA Meet

Event Results - H Bar

Jan 12, 2019

Page: 1

Printed: 1/12/2019 9:28 PM

Men / NC / All Ages

Session: 01



Rank	Num	Name	Gym	Diff	Exec	ND	Score	Out
1T	124	David Jessen	Stanford Men	4.700	8.800	..-	13.500	0.000
2T	101	Aaron Mah	Cal Men	5.400	8.100	..-	13.500	0.000
3T	120	Andrew Bitner	Stanford Men	4.500	8.600	..-	13.100	0.400
4T	123	Ian Gunther	Stanford Men	4.700	8.400	..-	13.100	0.400
5*	129	Bailey Perez	Stanford Men	5.000	8.050	..-	13.050	0.450
6*	119	Jacob Barrus	Stanford Men	5.000	8.050	..-	13.050	0.450
7T	1067	Grant Breckenridge	Stanford Men	5.500	7.550	..-	13.050	0.450
8	106	Darren Wong	Cal Men	4.800	8.200	..-	13.000	0.500
9	104	Benjamin Allins	Cal Men	4.000	8.500	..-	12.500	1.000
10	110	Kyte Crigger	Cal Men	5.000	7.450	..-	12.450	1.050
11	102	Angle Haro	Cal Men	4.400	7.850	..-	12.250	1.250
12	105	Caleb Rickard	Cal Men	4.900	7.000	..-	11.900	1.600
13	127	Brody Malone	Stanford Men	5.400	6.250	..-	11.650	1.850

2019 CBC NCAA Meet

Event Results - P Bars

Jan 12, 2019

Page: 1

Printed: 1/12/2019 9:28 PM

Men / NC / All Ages

Session: 01









Rank	Num	Name	Gym	Diff	Exec	ND	Score	Out
1	1067	Grant Breckenridge	Stanford Men	5.500	9.150	..-	14.650	0.000
2	134	Blake Sun	Stanford Men	5.300	9.050	..-	14.350	0.300
3T	123	Ian Gunther	Stanford Men	5.300	8.750	..-	14.050	0.600
4T	125	Thomas Lee	Stanford Men	5.500	8.550	..-	14.050	0.600
5T	111	Mitchell Awisus	Cal Men	4.800	9.000	..-	13.800	0.850
6T	127	Brody Malone	Stanford Men	5.100	8.700	..-	13.800	0.850
7	120	Andrew Bitner	Stanford Men	5.300	8.400	..-	13.700	0.950
8	101	Aaron Mah	Cal Men	5.300	8.250	..-	13.550	1.100
9	129	Bailey Perez	Stanford Men	4.600	8.800	..-	13.400	1.250
10	110	Kyte Crigger	Cal Men	5.000	8.350	..-	13.350	1.300
11	102	Angle Haro	Cal Men	5.100	7.800	..-	12.900	1.750
12	106	Darren Wong	Cal Men	4.300	7.800	..-	12.100	2.550
13	104	Benjamin Allins	Cal Men	4.500	7.550	..-	12.050	2.600

2019 CBC NCAA Meet

Event Results - AA

Jan 12, 2019

Rank	Num	Name	Gym							AA
1	1067	Grant Breckenridge	Stanford Men	13.400	11.900	13.600	14.150	14.650	13.050	80.750
2	127	Brody Malone	Stanford Men	13.600	12.750	13.750	14.450	13.800	11.650	80.000
3	129	Bailey Perez	Stanford Men	14.500	10.700	12.950	14.300	13.400	13.050	78.900
4	106	Darren Wong	Cal Men	13.650	12.750	12.150	14.050	12.100	13.000	77.700
5	120	Andrew Bitner	Stanford Men	13.500	7.150	12.750	12.850	13.700	13.100	73.050