



2018 STANFORD SOFTBALL

Athletics Communications • Arrillaga Family Sports Center • 641 Campus Drive • Stanford, CA • 94305 • GoStanford.com/Softball
Softball Contacts • Eric Dolan/Regina Verlengiere • edolan@stanford.edu/rverleng@stanford.edu
Facebook: Facebook.com/StanfordSBall • Twitter: @StanfordSBall • Instagram: @StanfordSoftball

2018 SCHEDULE/RESULTS

Overall Record: 23-26 • Pac-12 Record: 2-16

Date	Opponent	Location	Time/Result
2/8	No. 19 BYU	Tempe, AZ	L, 10-1 (6)
2/8	San Diego State	Tempe, AZ	W, 4-0
2/9	Seattle	Tempe, AZ	L, 13-9
2/10	Fresno State	Tempe, AZ	L, 2-0 (8)
2/10	CSUN	Tempe, AZ	L, 9-8
2/11	Boise State	Tempe, AZ	W, 9-1 (5)
2/17	Grand Canyon	Palm Springs, CA	W, 5-0
2/17	UAB	Palm Springs, CA	W, 12-6
2/18	UC Riverside	Palm Springs, CA	L, 2-0
2/18	Army	Palm Springs, CA	W, 12-0 (5)
2/19	Weber State	Palm Springs, CA	W, 6-0
2/22	Sacramento State	Sacramento, CA	L, 1-0
2/22	Sacramento State	Sacramento, CA	W, 5-2
2/23	Santa Clara	Stanford, CA	W, 5-3
2/24	Cal Poly	Stanford, CA	W, 7-3
2/25	Cal Poly	Stanford, CA	L, 4-2
2/25	Santa Clara	Stanford, CA	W, 2-1
3/1	Charlotte	Fullerton, CA	W, 4-0
3/2	Iowa	Fullerton, CA	W, 3-2 (9)
3/2	Cal State Fullerton	Fullerton, CA	Rained Out
3/3	Loyola Marymount	Fullerton, CA	W, 4-0
3/3	Michigan State	Fullerton, CA	L, 4-2
3/9	Wagner	Stanford, CA	W, 4-0
3/9	CSU Bakersfield	Stanford, CA	W, 8-0 (5)
3/10	Wagner	Stanford, CA	W, 8-0 (5)
3/10	CSU Bakersfield	Stanford, CA	W, 8-3
3/11	Wagner	Stanford, CA	W, 4-0
3/11	CSU Bakersfield	Stanford, CA	W, 17-1 (5)
3/24	Utah*	Salt Lake City, UT	W, 5-4
3/25	Utah*	Salt Lake City, UT	L, 9-6
3/26	Utah*	Salt Lake City, UT	L, 13-0
3/29	No. 1 Washington*	Stanford, CA	L, 8-1#
3/30	No. 1 Washington*	Stanford, CA	L, 10-0 (6)#
3/31	No. 1 Washington*	Stanford, CA	L, 9-0#
4/3	Fresno State	Stanford, CA	L, 8-2
4/6	No. 3 UCLA*	Los Angeles, CA	L, 5-2
4/7	No. 3 UCLA*	Los Angeles, CA	L, 3-0
4/8	No. 3 UCLA*	Los Angeles, CA	W, 4-1
4/11	Saint Mary's	Stanford, CA	W, 11-3 (6)
4/13	Oregon State*	Stanford, CA	L, 4-1
4/14	Oregon State*	Stanford, CA	L, 4-1
4/15	Oregon State*	Stanford, CA	L, 12-1
4/18	Pacific	Stanford, CA	L, 6-0
4/20	No. 4 Oregon*	Eugene, OR	L, 8-4
4/21	No. 4 Oregon*	Eugene, OR	L, 4-1
4/22	No. 4 Oregon*	Eugene, OR	L, 4-1
4/27	California*	Stanford, CA	L, 3-0#
4/28	California*	Stanford, CA	L, 3-0#
4/29	California*	Stanford, CA	L, 8-1#
5/1	Santa Clara	Stanford, CA	W, 5-1
5/4	No. 8 Arizona State*	Tempe, AZ	7 p.m.
5/5	No. 8 Arizona State*	Tempe, AZ	6 p.m.
5/6	No. 8 Arizona State*	Tempe, AZ	1 p.m.
5/10	Arizona*	Stanford, CA	5 p.m.#
5/11	Arizona*	Stanford, CA	5 p.m.#
5/12	Arizona*	Stanford, CA	12 p.m.#

Home games in bold | All times Pacific

* Pac-12 Conference game

Pac-12 Networks

Stanford Cardinal (23-26, 2-16 Pac-12) vs.

No. 8 Arizona State Sun Devils (39-9, 12-6 Pac-12)

May 4-6 • Farrington Stadium • Tempe, Ariz.

THIS WEEK

Stanford travels to No. 8 Arizona State for its final regular season road games, May 4-6. Last season, Arizona State swept the season series at Stanford. The Cardinal's most recent victory over the Sun Devils (4-2; 9) came on May 3, 2015 at Smith Family Stadium. Stanford's last series victory against ASU was in 2009.

MOVING UP THE RANKINGS

Sophomore Teaghan Cowles already ranks second all-time at Stanford with six triples this season—the most in a year since Cassandra Roulund had six in 2013. Cowles is two away from the single-season school record (8) set by Ashley Hansen in 2012. Hansen also holds the program's career record with 18. Cowles has racked up 10 triples in her first two years on The Farm—fourth-most all-time and one away from matching Roulund for third.

DWYER SETTING THE TONE

Freshman Maddy Dwyer has been impressive in the circle as Stanford's primary starter. Through 20 starts, Dwyer has posted a 12-8 record with an ERA of 2.10. In 123.1 innings pitched, Dwyer has allowed 95 hits while striking out 80. She was at her best in nonconference play, registering seven complete games and four shutouts. Dwyer has also converted in three saves in relief.

CARDINAL REACHES 20 WINS

After the first weekend of conference play, Stanford had already exceeded its win total from 2017, when the Cardinal finished 19-32. Stanford has reached the 20-win mark for the first time since a 30-25 campaign in 2014, which also represents the program's most recent winning season. Among Stanford's highlights is a six-game winning streak in March, the Cardinal's longest since a 13-game unbeaten stretch to open 2014, and a 4-1 win over then-No. 3 UCLA on the road.

2018 ROSTER

No.	Name	Pos.	B/T	Yr.	Ht.	Hometown (High School)
1	Lauren Wegner	INF	R/R	SR	5-7	Omaha, Neb. (Central)
2	Victoria Molina	OF	R/R	SR	5-6	Pleasanton, Calif. (Amador Valley)
3	Alyssa Horeczko	OF	L/R	SO	5-9	Huntington Beach, Calif. (Huntington Beach)
5	Lauren Frost	OF	R/R	JR	5-8	Eagle River, Alaska (Eagle River)
7	Carolyn Lee	P	R/R	JR	5-10	San Ramon, Calif. (Dougherty Valley)
9	Nikki Bauer	P	R/R	SO	5-11	Sebewaing, Mich. (Unionville-Sebewaing)
11	Hannah Howell	OF	L/R	SO	5-7	Corona, Calif. (Santiago)
12	Montana Dixon	C/INF	R/R	SO	5-10	Lakewood, Calif. (Lakewood)
15	Arden Pettit	C/UTL	R/R	SR	5-9	Jupiter, Fla. (The Benjamin School)
17	Kayler Detmer	INF/P	R/R	SO	5-7	Twin Falls, Idaho (Canyon Ridge)
18	Molly Fowkes	OF	L/L	JR	5-2	Loomis, Calif. (Del Oro)
19	Kiana Pancino	P	R/R	SO	5-8	Huntington Beach, Calif. (Edison)
20	Kristina Inouye	INF	R/R	SO	5-5	Huntington Beach, Calif. (Huntington Beach)
23	Teaghan Cowles	INF	R/R	SO	5-3	Ridgefield, Wash. (Columbia River)
29	Carmina Nicolas	OF	L/L	FR	5-4	San Diego, Calif. (Jacobs Tech)
33	Whitney Burks	INF	R/R	RS JR	5-5	Fairfax Station, Va. (South County)
42	Maya Jackson	OF	R/R	RS FR	5-7	Cerritos, Calif. (Chadwick)
95	Maddy Dwyer	P	R/R	FR	5-8	Orange, Calif. (Orange Lutheran HS)

Head Coach: Jessica Allister (First season, Stanford '04)

Assistant Coach: Jessica Merchant (First season, Michigan '05)

Assistant Coach: Tori Nyberg (First season, Stanford '02)

Volunteer Assistant Coach: Lindsey Cargill (First season, Baylor '17)

Pronunciation Guide

Teaghan Cowles - Tee-gan Cow-uls

Molly Fowkes - Foe-ks

Alyssa Horeczko - Her-resh-koh

Kristina Inouye - in-UH-way

Tori Nyberg - nye-BERG

Kiana Pancino - Key-ah-nuh Pan-scene-oh

Arden Pettit - Pet-it

2018 SEASON FACTS

Stanford's Record When ...

Playing at home » 11-12
 Playing on the road » 3-8
 Playing at a neutral site » 9-6
 Playing during the day » 19-14
 Playing at night » 4-12
 Longest winning streak » 6
 Longest losing streak » 10
 In 7 innings » 16-21
 In 6 innings » 1-2
 In 5 innings » 5-2
 In extra innings » 1-1
 In one-run games » 3-2
 Stanford scores first » 16-6
 Opponent scores first » 7-20
 Leading after 6th inning » 15-0
 Trailing after the 6th inning » 0-20
 Tied after the 6th inning » 2-3
 Outhit opponents » 22-1
 Outhit by opponents » 0-21
 Hits are tied » 1-4
 10 or more team hits » 12-0
 Less than 10 team hits » 11-26
 Scoring 5 or more runs » 15-3
 Scoring less than 5 runs » 8-23
 Doubleheader game one » 6-5
 Doubleheader game two » 8-3
 vs. ranked opponents » 1-9
 vs. unranked opponents » 22-17
 vs. Pac-12 opponents » 2-16
 Outside the conference » 21-10
 Last five games » 1-4
 Last 10 games » 1-9
 In February » 10-7
 In March » 10-6
 In April » 2-13
 In May » 1-0

QUICK FACTS

Location » Stanford, Calif.
Enrollment » 16,336 (7,032 undergraduates)
Nickname » Cardinal (always singular)
Colors » Cardinal and White
Home Field (Capacity) »
 Boyd and Jill Smith Family Stadium (820)
Conference » Pac-12
President » Marc Tessier-Lavigne
Athletic Director » Bernard Muir
Sport Administrator » Earl Koberlein
Website » GoStanford.com/softball

HISTORY

Season (First) » 25th (1994)
WCWS Appearances » 2
WCWS Record » 4-4
NCAA Super Regional Appearances » 5
NCAA Super Regional Record » 2-10
NCAA Regional Appearances » 16
NCAA Regional Record » 35-24
Conference Titles » 1
Winning Seasons » 19
40+ Winning Seasons » 13
30+ Winning Seasons » 18
National Players of the Year » 1
Conference Players of the Year » 2
All-Americans » 16 players, 31 honors
All-Pacific/West Region » 31 players, 63 honors
Olympians » 2
Academic All-Americans » 4

STOLEN BASE HAS BEEN A STAPLE

Stanford's offense is getting a serious boost from its success on the basepaths, ranking third in the Pac-12 with 54 stolen bases in 64 attempts. In fact, the Cardinal's 54 steals are more than the entire production from the last three seasons combined (8-10 in 2017, 4-5 in 2016 and 22-26 in 2015 for a total of 34 steals in 41 tries). The running game has been anchored by sophomore Teaghan Cowles, who is perfect in 18 attempts and is third in the conference. Sophomore Alyssa Horeczko is 12-16, giving Stanford two players with at least 10 steals for the first time since 2014. Cowles is also pacing the Cardinal offensively, leading the squad in runs (29), hits (55) and triples (6).

SINGLE SEASON MARKS

Stanford's 17 triples as a team is tied for the third-best output in a single season in program history, while the Cardinal's .973 fielding percentage matches the fifth-best mark in a single season. Stanford's 54 stolen bases is just one outside of the school's top 10 list. Individually, sophomore Teaghan Cowles's 18 stolen bases and senior Arden Pettit's .995 fielding percentage are both tied for the ninth-best marks in a single season in program history.

ALLISTER RETURNS TO THE FARM

Jessica Allister enters her first season at the helm after being named the Cardinal's fourth head coach on July 18, 2017. Allister arrived on The Farm after serving as the head coach at Minnesota for seven seasons, compiling a 290-107 (.730) overall record. Allister led the Gophers to unprecedented heights in 2017, registering a program-best 56-5 record and earning the first No. 1 national ranking in the USA Today/NFCA Coaches poll in program history. A second-team All-American in 2004 and three-time all-conference selection, Allister helped guide the Cardinal to four NCAA Women's College World Series appearances in 2001 and 2004. A four-year starting catcher, Allister holds the school record for most games played (266) and graduated among the top-10 in numerous career categories.

MILESTONE FOR ALLISTER

Head coach Jessica Allister recently registered her 300th career win against Santa Clara on Feb. 25. Now in her eighth season as a head coach, Allister holds a 313-133 (.702) career record.

2018 STREAKS

Hitting Streaks	Longest	Current	Reached Base Streaks	Longest	Current
20 Inouye, Kristina	13	-	33 Burks, Whitney	14	2
23 Cowles, Teaghan	13	-	23 Cowles, Teaghan	13	1
11 Howell, Hannah	10	3	20 Inouye, Kristina	13	-
33 Burks, Whitney	8	2	11 Howell, Hannah	10	3
15 Pettit, Arden	7	-	15 Pettit, Arden	9	2
18 Fowkes, Molly	6	-	12 Dixon, Montana	8	-
12 Dixon, Montana	4	-	3 Horeczko, Alyssa	7	-
3 Horeczko, Alyssa	4	-	18 Fowkes, Molly	6	-
1 Wegner, Lauren	3	-	1 Wegner, Lauren	5	1
2 Molina, Victoria	3	-	2 Molina, Victoria	4	2
29 Nicolas, Carmina	2	-	5 Frost, Lauren	3	1
5 Frost, Lauren	2	1	29 Nicolas, Carmina	2	-
42 Jackson, Maya	1	1	42 Jackson, Maya	2	1

THE LAST TIME STANFORD ...

Won a Pac-12 series at Cal, 5/3 - 5/5/2013
 Won a Pac-12 road series at Cal, 5/3 - 5/5/2013
 Swept a Pac-12 series at Cal, 5/3 - 5/5/2013
 Swept a Pac-12 road series at Cal, 5/3 - 5/5/2013
 Won by run-rule vs. Saint Mary's (11-3; 6), 4/11/18
 Lost by run-rule vs. Oregon State (12-1), 4/15/18
 Won in extra innings vs. Iowa (3-2; 9), 3/2/18
 Lost in extra innings vs. Fresno State (2-0; 8), 2/10/18
 Won a one-run game at Utah (5-4), 3/24/18
 Lost a one-run game at Sacramento State (1-0), 2/22/18
 Shut out an opponent vs. Wagner (4-0), 3/11/18
 Was shut out vs. California (3-0), 4/28/18
 Hit a grand slam at California (Lauren Bertoy), 3/26/17
 Hit multiple triples in same game at Utah (2 - Cowles), 3/24/18
 Hit multiple home runs in same game vs. Boise State (2 - Burks, Dixon), 2/11/18
 Beat a ranked opponent at No. 3 UCLA (4-1), 4/8/18
 Beat a ranked opponent on the road at No. 3 UCLA (4-1), 4/8/18
 Lost to an unranked opponent vs. California (8-1), 4/29/18

STANFORD ROSTER

1 LAUREN WEGNER

INF • R/R • 5-7 • Sr. • Omaha, Neb. • Central

- Biology/History major
- Two-time Pac-12 All-Academic
- Founding member of Stanford's Genetic Counseling student group
- Tutors elementary-age school children - focused on one-on-one interactions that help develop language and literacy skills
- Classically trained pianist

SINGLE-GAME HIGHS [all-time ranking]:

Hits: 3, Pacific, Apr 06, 2016; vs Weber State, Feb 19, 2018

Doubles: 1, 6 times

Home runs: 1 [t-5th], 6 times

Total bases: 6, vs Purdue, Feb 11, 2017

RBI: 3, at Utah, Apr 22, 2016

Runs scored: 3 [t-2nd], UC Santa Barbara, Feb 18, 2017

Walks: 2, UC Santa Barbara, Feb 18, 2017; Santa Clara, Feb 25, 2018; at Washington, May 05, 2017

Year	avg	gp-gs	ab	r	h	2b	3b	hr	rbi	tb	slg%	bb	hbp	so	gdp	ob%	sf	sh	sb-att	po	a	e	fld%
2015	.200	21-5	20	3	4	2	0	1	5	9	.450	2	0	8	0	.250	2	0	0-0	10	10	1	.952
2016	.211	29-25	71	5	15	2	0	1	7	20	.282	6	2	24	0	.291	0	0	0-0	67	57	5	.961
2017	.162	49-48	105	16	17	1	0	3	9	27	.257	15	1	28	0	.273	0	0	0-0	208	43	2	.992
2018	.206	49-49	126	18	26	3	0	1	15	32	.254	14	4	24	1	.306	0	4	5-7	97	65	3	.982
TOTAL	.193	148-127	322	42	62	8	0	6	36	88	.273	37	7	84	1	.288	2	4	5-7	382	175	11	.981

2 VICTORIA MOLINA

OF • R/R • 5-6 • Sr. • Pleasanton, Calif. • Amador Valley

- Psychology major
- Two-time Pac-12 All-Academic
- Pac-12 All-Freshman Team honorable mention
- 2-run HR in first career at-bat vs. UTEP (2/8/15)
- Considering a profession as an agent with the FBI
- Volunteered with SPRED (Special Religious Development) to develop religious classes for adults with mental disabilities

SINGLE-GAME HIGHS [all-time ranking]:

Hits: 2, 4 times

Doubles: 1, 4 times

Triples: 1 [t-2nd], vs Seattle U, Feb 14, 2016; Wagner, Mar 10, 2018; Dartmouth, Mar 22, 2016

Home runs: 1 [t-5th], 8 times

Total bases: 5, at UCLA, Apr 09, 2016; Saint Mary's College, Feb 21, 2016

RBI: 5 [t-2nd], at UCLA, Apr 09, 2016

Runs scored: 2, Wagner, Mar 10, 2018

Walks: 2, UCLA, Apr 28, 2017; vs Cal Poly, Feb 13, 2016

Hit by pitch: 1, 4 times

Year	avg	gp-gs	ab	r	h	2b	3b	hr	rbi	tb	slg%	bb	hbp	so	gdp	ob%	sf	sh	sb-att	po	a	e	fld%
2015	.174	18-7	23	4	4	0	0	3	6	13	.565	3	1	6	0	.296	0	0	0-0	8	1	0	1.000
2016	.191	44-42	110	11	21	2	2	5	23	42	.382	11	2	28	0	.276	0	0	0-1	51	5	2	.966
2017	.195	32-14	41	4	8	2	0	0	4	10	.244	9	1	15	0	.346	1	0	0-0	7	1	0	1.000
2018	.157	36-16	51	7	8	0	1	0	3	10	.196	9	0	11	0	.283	0	0	3-3	10	3	2	.867
TOTAL	.182	130-79	225	26	41	4	3	8	36	75	.333	32	4	60	0	.294	1	0	3-4	76	10	4	.956

3 ALYSSA HORECZKO

OF • L/R • 5-9 • So. • Huntington Beach, Calif. • Huntington Beach

- Considering a major in biology or engineering
- Interested in a career in management, sales or healthcare
- Enjoys surfing, snowboarding, skating and Spikeball

SINGLE-GAME HIGHS [all-time ranking]:

Hits: 4 [t-3rd], vs UAB, Feb 17, 2018

Doubles: 1, vs Purdue, Feb 11, 2017

Triples: 1 [t-2nd], vs Seattle, Feb 09, 2018; vs UAB, Feb 17, 2018; vs St Johns, Feb 24, 2017

Total bases: 6, vs UAB, Feb 17, 2018

RBI: 4 [t-10th], vs UAB, Feb 17, 2018

Runs scored: 3 [t-2nd], vs Purdue, Feb 11, 2017

Walks: 1, 7 times

Year	avg	gp-gs	ab	r	h	2b	3b	hr	rbi	tb	slg%	bb	hbp	so	gdp	ob%	sf	sh	sb-att	po	a	e	fld%
2017	.400	20-18	55	15	22	1	1	0	2	25	.455	3	0	4	0	.431	0	0	4-4	21	2	0	1.000
2018	.313	36-32	96	19	30	0	3	0	9	36	.375	7	1	24	0	.365	0	2	12-16	34	2	2	.947
TOTAL	.344	56-50	151	34	52	1	4	0	11	61	.404	10	1	28	0	.389	0	2	16-20	55	4	2	.967

5 LAUREN FROST

OF • R/R • 5-8 • Jr. • Eagle River, Alaska • Eagle River

- Major is mechanical engineering
- Played baseball through high school
- Was a member of U.S. Women's National Baseball Team
- U.S. Army Reserve National Scholar-Athlete Award
- Moved to Alaska from Texas when she was seven years old

SINGLE-GAME HIGHS [all-time ranking]:

Hits: 2, vs San Diego State, Feb 08, 2018; UC Santa Barbara, Feb 18, 2017; at Hawaii, Mar 05, 2016

Doubles: 1, 4 times

Triples: 1 [t-2nd], vs San Diego State, Feb 08, 2018

Home runs: 1 [t-5th], 4 times

Total bases: 5, at Hawaii, Mar 05, 2016

RBI: 4 [t-10th], vs Coastal Carolina, Mar 05, 2016

Runs scored: 3 [t-2nd], UC Santa Barbara, Feb 18, 2017; vs NC State, Feb 27, 2016; at Hawaii, Mar 05, 2016

Walks: 3 [t-1st], vs NC State, Feb 27, 2016

Year	avg	gp-gs	ab	r	h	2b	3b	hr	rbi	tb	slg%	bb	hbp	so	gdp	ob%	sf	sh	sb-att	po	a	e	fld%
2016	.209	24-14	43	11	9	1	0	4	12	22	.512	6	0	15	0	.306	0	0	0-0	18	18	9	.800
2017	.175	33-9	40	5	7	2	0	0	5	9	.225	6	1	12	0	.292	1	0	0-0	5	0	0	1.000
2018	.120	46-38	92	12	11	3	2	0	11	18	.196	4	4	23	0	.188	1	5	2-2	67	1	3	.958
TOTAL	.154	103-61	175	28	27	6	2	4	28	49	.280	16	5	50	0	.242	2	5	2-2	90	19	12	.901

STANFORD ROSTER

7 CAROLYN LEE

P • R/R • 5-10 • Jr. • San Ramon, Calif. • Dougherty Valley

- Mechanical engineering major
- Studied abroad in Vietnam during summer of 2016 with ACE Program - a joint program with Duke/Stanford student-athletes
- 2016 All-Pac-12 Freshman Team
- Both of her older sisters, Mary Lee and Taylor, played softball at Cal

SINGLE-GAME HIGHS [all-time ranking]:

Innings pitched: 10.0 [1st], Oregon State, Apr 03, 2016
 Walks allowed: 8 [t-4th], vs Florida State, Feb 23, 2017; Washington, May 14, 2016
 Strikeouts: 8 [t-5th], vs Florida State, Feb 23, 2017
 Batters faced: 42 [3rd], Oregon State, Apr 03, 2016
 Field chances: 5, Long Beach State, Feb 20, 2016
 Putouts: 2, vs NC State, Feb 27, 2016
 Assists: 4, Oregon State, Apr 03, 2016; Long Beach State, Feb 20, 2016

Year	era	w-l	app	gs	cq	sho	sv	ip	h	r	er	bb	so	2b	3b	hr	bf	bavg	wp	hbp	bk	sfa	sha
2016	5.90	6-21	34	32	13	0/1	0	159.0	230	162	134	99	58	32	3	16	825	.335	15	11	0	10	19
2017	5.13	8-21	32	28	12	1/0	1	142.0	173	115	104	79	90	22	2	16	687	.299	9	11	0	8	11
2018	6.65	3-10	24	14	5	0/1	1	81.0	112	81	77	33	65	15	5	11	396	.324	5	6	0	2	9
TOTAL	5.77	17-52	90	74	30	1/2	2	382.0	515	358	315	211	213	69	10	43	1908	.320	29	28	0	20	39

9 NIKKI BAUER

P • R/R • 5-11 • So. • Sebewaing, Mich. • Unionville-Sebewaing

- Easton/NFCA NCAA Scholar-Athlete
- Interested in studying economics
- Considering a career in corporate law
- Member of People Helping People, a program that helps local families in need and strives to better the community

SINGLE-GAME HIGHS [all-time ranking]:

Innings pitched: 8.0 [t-2nd], vs Bethune Cookman, Feb 23, 2017
 Walks allowed: 5, Arizona State, Apr 14, 2017
 Strikeouts: 4, Wagner, Mar 11, 2018
 Batters faced: 34, vs Bethune Cookman, Feb 23, 2017
 Field chances: 5, vs Jacksonville, Mar 04, 2017
 Putouts: 1, 4 times
 Assists: 4, vs Western Michigan, Feb 10, 2017; vs Bethune Cookman, Feb 23, 2017
 Runners CS: 2 [t-3rd], at UC Davis, Feb 15, 2017

Year	era	w-l	app	gs	cq	sho	sv	ip	h	r	er	bb	so	2b	3b	hr	bf	bavg	wp	hbp	bk	sfa	sha
2017	5.92	5-4	28	15	2	0/1	1	75.2	128	84	64	33	24	14	1	10	399	.373	3	8	0	1	14
2018	3.42	2-5	14	5	2	0/1	0	45.0	55	32	22	19	13	13	3	4	218	.288	3	3	0	2	3
TOTAL	4.99	7-9	42	20	4	0/2	1	120.2	183	116	86	52	37	27	4	14	617	.343	6	11	0	3	17

11 HANNAH HOWELL

OF • L/R • 5-7 • So. • Corona, Calif. • Santiago

- Interested in studying biology and chemistry
- Considering a profession in the medical field
- Tutored elementary-age school children - focused on one-on-one interactions that help develop language and literacy skills
- Father, Bruce, competed in swimming at Eastern Michigan and was a member of the U.S. National Swim Team

SINGLE-GAME HIGHS [all-time ranking]:

Hits: 3, vs UAB, Feb 17, 2018; vs LMU, Mar 03, 2018; CSU Bakersfield, Mar 11, 2018
 Doubles: 1, CSU Bakersfield, Mar 11, 2018
 Triples: 1 [t-2nd], vs Seattle, Feb 09, 2018; vs Army, Feb 18, 2018
 Total bases: 4, vs Army, Feb 18, 2018; CSU Bakersfield, Mar 11, 2018
 RBI: 4 [t-10th], CSU Bakersfield, Mar 11, 2018
 Runs scored: 3 [t-2nd], CSU Bakersfield, Mar 09, 2018
 Walks: 1, vs Weber State, Feb 19, 2018; CSU Bakersfield, Mar 10, 2018

Year	avg	gp-gs	ab	r	h	2b	3b	hr	rbi	tb	slg%	bb	hbp	so	gdp	ob%	sf	sh	sb-att	po	a	e	fld%
2017	.185	33-8	27	11	5	0	0	0	1	5	.185	0	1	7	0	.214	0	0	0-0	33	1	0	1.000
2018	.348	49-49	158	25	55	5	2	0	18	64	.405	3	1	7	0	.362	1	3	7-8	77	1	1	.987
TOTAL	.324	82-57	185	36	60	5	2	0	19	69	.373	3	2	14	0	.340	1	3	7-8	110	2	1	.991

12 MONTANA DIXON

C/INF • R/R • 5-10 • So. • Lakewood, Calif. • Lakewood

- Interested in studying human biology
- Considering a career in physical therapy
- Graduated high school with honors and a GPA above 4.0
- Received the Bilingual Medal at her high school
- As a freshman, appeared in 43 games (30 starts) at catcher, pinch hitter and designated player

SINGLE-GAME HIGHS [all-time ranking]:

Hits: 3, vs Seattle, Feb 09, 2018
 Doubles: 2 [t-1st], vs San Diego State, Feb 08, 2018
 Triples: 1 [t-2nd], Cal Poly, Feb 24, 2018; CSU Bakersfield, Mar 11, 2018
 Home runs: 1 [t-5th], 4 times
 Total bases: 6, vs Seattle, Feb 09, 2018
 RBI: 5 [t-2nd], vs Seattle, Feb 09, 2018
 Runs scored: 3 [t-2nd], CSU Bakersfield, Mar 10, 2018
 Walks: 1, 11 times
 Hit by pitch: 2 [t-2nd], 4 times

Year	avg	gp-gs	ab	r	h	2b	3b	hr	rbi	tb	slg%	bb	hbp	so	gdp	ob%	sf	sh	sb-att	po	a	e	fld%
2017	.266	43-30	79	9	21	1	0	1	10	25	.316	6	6	12	0	.359	1	1	0-0	108	21	3	.977
2018	.324	30-28	71	19	23	5	2	3	26	41	.577	5	15	11	0	.443	6	2	4-4	135	14	1	.993
TOTAL	.293	73-58	150	28	44	6	2	4	36	66	.440	11	21	23	0	.402	7	3	4-4	243	35	4	.986

STANFORD ROSTER

15 ARDEN PETTIT

C/UTL • R/R • 5-9 • Sr. • Jupiter, Fla. • The Benjamin School

- Communication major
- Two-time Pac-12 All-Academic
- President of Stanford Student-Ath. Advisory Committee in 2016-17
- Studied abroad in China during summer of 2016 with ACE Program - a joint program with Duke/Stanford student-athletes
- First collegiate athlete in her family

SINGLE-GAME HIGHS [all-time ranking]:

Hits: 3, Saint Mary's College, Feb 20, 2016

Doubles: 1, 5 times

Home runs: 1 [t-5th], vs Coastal Carolina, Mar 04, 2016

Total bases: 4, vs Coastal Carolina, Mar 04, 2016

RBI: 2, Santa Clara, Feb 23, 2018; CSU Bakersfield, Mar 11, 2018

Runs scored: 2, vs Seattle U, Feb 14, 2016; CSU Bakersfield, Mar 11, 2018; at Santa Clara, Mar 30, 2016

Walks: 3 [t-1st], vs NC State, Feb 27, 2016

Year	avg	gp-gs	ab	r	h	2b	3b	hr	rbi	tb	slg%	bb	hbp	so	gdp	ob%	sf	sh	sb-att	po	a	e	fld%
2015	.154	24-20	26	2	4	1	0	0	1	5	.192	2	0	6	0	.214	0	0	0-0	39	15	3	.947
2016	.153	42-41	98	13	15	1	0	1	4	19	.194	12	4	17	0	.272	0	0	0-0	41	79	11	.916
2017	.172	32-22	64	6	11	2	0	0	6	13	.203	6	4	11	0	.280	1	0	0-0	101	18	1	.992
2018	.208	45-41	106	6	22	3	0	0	11	25	.236	12	14	13	1	.364	0	1	0-0	197	8	1	.995
TOTAL	.177	143-124	294	27	52	7	0	1	22	62	.211	32	22	47	1	.304	1	1	0-0	378	120	16	.969

17 KAYLER DETMER

P/INF • R/R • 5-7 • So. • Twin Falls, Idaho • Canyon Ridge

- Interested in studying human biology
- Considering a career in sports medicine
- Member of the Stanford Student-Athlete Advisory Committee
- Valedictorian of Canyon Ridge High School
- Registered over 400 hours as a student sports medicine volunteer

SINGLE-GAME HIGHS [all-time ranking]:

Struck out: 1, at Arizona, Apr 07, 2017

At bats: 1, at Arizona, Apr 07, 2017

Innings pitched: 2.2, at Arizona, Apr 07, 2017

Walks allowed: 3, at Arizona, Apr 07, 2017; Arizona State, Apr 13, 2017

Strikeouts: 3, at Arizona, Apr 07, 2017

Batters faced: 18, at Arizona, Apr 07, 2017

Field chances: 1, at Oregon State, Apr 22, 2017; vs Fresno State, Feb 12, 2017

Assists: 1, at Oregon State, Apr 22, 2017; vs Fresno State, Feb 12, 2017

Year	era	w-l	app	gs	cg	sho	sv	ip	h	r	er	bb	so	2b	3b	hr	bf	bavg	wp	hbp	bk	sfa	sha
2017	11.92	0-0	9	0	0	0/0	0	12.1	25	21	21	13	5	4	1	4	78	.417	3	3	0	1	1
TOTAL	11.92	0-0	9	0	0	0/0	0	12.1	25	21	21	13	5	4	1	4	78	.417	3	3	0	1	1

18 MOLLY FOWKES

OF • L/L • 5-2 • Jr. • Loomis, Calif. • Del Oro

- Product Design major
- Molly and her brother, Jimmy, raised over \$250,000 for the LIVESTRONG Foundation
- Father, Dan, played tennis at Stanford and won national championships in 1980 and 1981
- Spent three weeks in Sri Lanka through the Bing Overseas Study Program during summer of 2016

SINGLE-GAME HIGHS [all-time ranking]:

Hits: 2, 6 times

Doubles: 1, at Sacramento State, Feb 22, 2018; Wagner, Mar 10, 2018; Wagner, Mar 11, 2018

Total bases: 3, Wagner, Mar 10, 2018

RBI: 2, 5 times

Runs scored: 2, Pacific, Apr 06, 2016; CSU Bakersfield, Mar 11, 2018

Walks: 3 [t-1st], CSU Bakersfield, Mar 11, 2018

Hit by pitch: 1, 4 times

Year	avg	gp-gs	ab	r	h	2b	3b	hr	rbi	tb	slg%	bb	hbp	so	gdp	ob%	sf	sh	sb-att	po	a	e	fld%
2016	.178	40-30	73	9	13	0	0	0	5	13	.178	5	2	12	0	.247	1	0	0-0	41	2	4	.915
2017	.083	11-3	12	1	1	0	0	0	0	1	.083	1	1	4	0	.214	0	0	0-0	6	0	0	1.000
2018	.194	43-41	103	9	20	3	0	0	17	23	.223	16	2	20	4	.306	3	0	0-0	6	1	0	1.000
TOTAL	.181	94-74	188	19	34	3	0	0	22	37	.197	22	5	36	4	.279	4	0	0-0	53	3	4	.933

19 KIANA PANCINO

P • R/R • 5-8 • Fr. • Huntington Beach, Calif. • Edison

- Interested in studying management science and engineering, or biomedical engineering
- Member of the Stanford Student-Athlete Advisory Committee
- Threw a no-hitter against Army (2/18/18) - Stanford's first since 2014

SINGLE-GAME HIGHS [all-time ranking]:

Innings pitched: 7.1, at Oregon State, Apr 23, 2017

Walks allowed: 6, Santa Clara, Feb 23, 2018

Strikeouts: 6, vs Jacksonville, Mar 03, 2017

Batters faced: 30, at Oregon State, Apr 23, 2017

Field chances: 2, 8 times

Putouts: 2, at Washington, May 07, 2017

Assists: 2, Grand Canyon, Mar 10, 2017; Utah, Mar 31, 2017; Oregon, May 12, 2017

Runners CS: 3 [t-1st], Arizona State, Apr 15, 2017

Year	era	w-l	app	gs	cg	sho	sv	ip	h	r	er	bb	so	2b	3b	hr	bf	bavg	wp	hbp	bk	sfa	sha
2017	5.73	6-6	30	8	1	1/0	0	84.1	103	76	69	49	50	18	2	16	407	.303	6	8	0	3	7
2018	3.40	6-3	22	10	3	2/3	0	70.0	53	37	34	41	46	12	3	6	314	.208	4	9	0	4	5
TOTAL	4.67	12-9	52	18	4	3/3	0	154.1	156	113	103	90	96	30	5	22	721	.262	10	17	0	7	12

STANFORD ROSTER

20 KRISTINA INOUE

INF • R/R • 5-5 • So. • Huntington Beach, Calif. • Huntington Beach

- Interested in studying engineering, aeronautic/astronautic, computer science and management science
- Studied abroad in India during summer of 2017 with ACE Program - a joint program with Duke/Stanford student-athletes
- Huge Harry Potter fan and is the founder of the Huntington Beach High School Quidditch Club (member of Ravenclaw)

SINGLE-GAME HIGHS [all-time ranking]:

Hits: 4 [t-3rd], at Oregon State, Apr 23, 2017; at Washington, May 06, 2017

Doubles: 1, 13 times

Home runs: 1 [t-5th], vs CSUN, Feb 10, 2018; vs Grand Canyon, Feb 17, 2018; Wagner, Mar 10, 2018

Total bases: 6, Wagner, Mar 10, 2018

RBI: 3, Santa Clara, Apr 18, 2017; vs Purdue, Feb 25, 2017

Runs scored: 2, 8 times

Walks: 2, vs Fresno State, Feb 12, 2017; vs Army, Feb 18, 2018; CSU Bakersfield, Mar 10, 2018

Hit by pitch: 1, UCLA, Apr 29, 2017; vs Fresno State, Feb 12, 2017

Year	avg	gp-gs	ab	r	h	2b	3b	hr	rbi	tb	slg%	bb	hbp	so	gdp	ob%	sf	sh	sb-att	po	a	e	fld%
2017	.274	51-51	157	11	43	8	0	0	19	51	.325	12	2	22	0	.329	2	1	0-0	196	46	9	.964
2018	.313	45-45	131	21	41	6	1	3	23	58	.443	11	0	16	2	.361	2	2	1-1	72	88	9	.947
TOTAL	.292	96-96	288	32	84	14	1	3	42	109	.378	23	2	38	2	.344	4	3	1-1	268	134	18	.957

23 TEAGHAN COWLES

INF • R/R • 5-3 • So. • Ridgefield, Wash. • Columbia River

- Interested in studying engineering
- Considering a profession in aerospace engineering
- Pac-12 Freshman of the Week (Feb. 14, 2017)
- Studied abroad in South Africa during summer of 2017 with ACE Program - a joint program with Duke/Stanford student-athletes

SINGLE-GAME HIGHS [all-time ranking]:

Hits: 4 [t-3rd], at Oregon State, Apr 23, 2017; vs Purdue, Feb 11, 2017; vs UAB, Feb 17, 2018

Doubles: 2 [t-1st], CSU Bakersfield, Mar 10, 2018

Triples: 1 [t-2nd], 7 times

Total bases: 6, at Oregon State, Apr 23, 2017; vs Jacksonville, Mar 04, 2017

RBI: 4 [t-10th], vs Purdue, Feb 11, 2017

Runs scored: 3 [t-2nd], vs Seattle, Feb 09, 2018; CSU Bakersfield, Mar 11, 2018

Walks: 2, vs Creighton, Feb 10, 2017

Hit by pitch: 1, 9 times

Year	avg	gp-gs	ab	r	h	2b	3b	hr	rbi	tb	slg%	bb	hbp	so	gdp	ob%	sf	sh	sb-att	po	a	e	fld%
2017	.313	51-51	166	29	52	7	4	0	26	67	.404	8	5	14	1	.359	2	0	3-5	48	54	11	.903
2018	.329	49-49	161	29	53	7	6	0	15	72	.447	11	5	10	0	.390	0	1	18-18	57	73	4	.970
TOTAL	.321	100-100	327	58	105	14	10	0	41	139	.425	19	10	24	1	.374	2	1	21-23	105	127	15	.939

29 CARMINA NICOLAS

OF • L/L • 5-4 • Fr. • San Diego, Calif. • Jacobs Tech High

- Interested in studying engineering or international relations
- Considering a profession as a nurse practitioner, ER physician or international lawyer
- Holds her high school and Frontier League all-time records in hits, runs and stolen bases

SINGLE-GAME HIGHS [all-time ranking]:

Hits: 1, vs CSUN, Feb 10, 2018; vs Boise State, Feb 11, 2018

Total bases: 1, vs CSUN, Feb 10, 2018; vs Boise State, Feb 11, 2018

Runs scored: 1, 8 times

Walks: 1, CSU Bakersfield, Mar 09, 2018

Struck out: 1, vs UC Riverside, Feb 18, 2018

At bats: 3, vs CSUN, Feb 10, 2018; vs Boise State, Feb 11, 2018; vs Grand Canyon, Feb 17, 2018

Stolen bases: 1 [t-10th], vs Boise State, Feb 11, 2018

Year	avg	gp-gs	ab	r	h	2b	3b	hr	rbi	tb	slg%	bb	hbp	so	gdp	ob%	sf	sh	sb-att	po	a	e	fld%
2018	.143	26-4	14	8	2	0	0	0	0	2	.143	1	0	1	0	.200	0	0	1-4	2	0	0	1.000
TOTAL	.143	26-4	14	8	2	0	0	0	0	2	.143	1	0	1	0	.200	0	0	1-4	2	0	0	1.000

33 WHITNEY BURKS

INF • R/R • 5-5 • RS Jr. • Fairfax Station, Va. • South County

- Materials science and engineering major
- Recognized by CIA for high school science fair project in 2013
- Built a high-performance guitar from scratch that folds into a ukelele-sized carrying case as part of an engineering club project
- Co-Event Coordinator of the Stanford Society of Women Engineers (SWE) Engineering Carnival
- Member of the Leadership Core for SBSE BYTES - an engineering club facilitating workshops that teach engineering skills and funds engineering projects for minority students on campus

SINGLE-GAME HIGHS [all-time ranking]:

Hits: 3, vs Fresno State, Feb 12, 2017; CSU Bakersfield, Mar 11, 2018

Doubles: 1, 15 times

Home runs: 1 [t-5th], 14 times

Total bases: 6, Arizona State, Apr 15, 2017; vs Purdue, Feb 11, 2017

RBI: 4 [t-10th], 4 times

Runs scored: 3 [t-2nd], vs Coastal Carolina, Mar 06, 2016

Walks: 3 [t-1st], vs Coastal Carolina, Mar 05, 2016; at Washington, May 05, 2017

Hit by pitch: 1, 5 times

Year	avg	gp-gs	ab	r	h	2b	3b	hr	rbi	tb	slg%	bb	hbp	so	gdp	ob%	sf	sh	sb-att	po	a	e	fld%
2016	.182	38-30	88	14	16	3	0	4	12	31	.352	8	2	30	0	.260	2	0	3-3	16	28	10	.815
2017	.250	48-43	132	14	33	5	0	7	34	59	.447	18	2	33	0	.346	1	0	0-0	18	29	7	.870
2018	.285	47-46	130	19	37	11	0	5	26	63	.485	21	1	21	1	.386	1	1	1-1	188	14	5	.976
TOTAL	.246	133-119	350	47	86	19	0	16	72	153	.437	47	5	84	1	.340	4	1	4-4	222	71	22	.930

STANFORD ROSTER

42 MAYA JACKSON

OF • R/R • 5-7 • RS Fr. • Cerritos, Calif. • Chadwick

- Redshirted her first season on The Farm
- Interested in studying biomedical engineering and studio art
- Considering a career in the tech industry
- Studied abroad in South Africa during summer of 2017 with ACE Program - a joint program with Duke/Stanford student-athletes
- Father, Charlton, played football at Dartmouth

SINGLE-GAME HIGHS [all-time ranking]:

RBI: 1, CSU Bakersfield, Mar 11, 2018

Runs scored: 1, Wagner, Mar 10, 2018

Sac flies: 1 [t-2nd], CSU Bakersfield, Mar 11, 2018

Year	avg	gp-gs	ab	r	h	2b	3b	hr	rbi	tb	slg%	bb	hbp	so	gdp	ob%	sf	sh	sb-att	po	a	e	fld%
2018	.222	17-3	9	3	2	2	0	0	2	4	.444	1	0	1	0	.273	1	0	0-0	4	0	0	1.000
TOTAL	.222	17-3	9	3	2	2	0	0	2	4	.444	1	0	1	0	.273	1	0	0-0	4	0	0	1.000

95 MADDY DWYER

P • R/R • 5-8 • Fr. • Orange, Calif. • Orange Lutheran

- Interested in a profession as a sports broadcaster or journalist
- Max Preps All-American (2014, 2016, 2017)
- Holds her high school's record for most career wins
- Father, James, played basketball at Columbia

SINGLE-GAME HIGHS [all-time ranking]:

Innings pitched: 7.0 [t-5th], 5 times

Walks allowed: 3, vs Fresno State, Feb 10, 2018

Strikeouts: 9 [t-3rd], vs Grand Canyon, Feb 17, 2018

Batters faced: 33, vs Fresno State, Feb 10, 2018

Field chances: 4, vs Fresno State, Feb 10, 2018; Cal Poly, Feb 24, 2018

Putouts: 2, vs Charlotte, Mar 01, 2018

Assists: 4, Cal Poly, Feb 24, 2018

Runners CS: 1 [t-8th], vs San Diego State, Feb 08, 2018; vs Iowa, Mar 02, 2018

Year	era	w-l	app	gs	cg	sho	sv	ip	h	r	er	bb	so	2b	3b	hr	bf	bavg	wp	hbp	bk	sfa	sha
2018	2.10	12-8	29	20	8	4/4	3	123.1	95	47	37	37	80	11	4	10	509	.213	2	15	0	0	11
TOTAL	2.10	12-8	29	20	8	4/4	3	123.1	95	47	37	37	80	11	4	10	509	.213	2	15	0	0	11

STANFORD RECORDS

CAREER RECORDS (AS OF 5/2/18)

Batting Average

1. Jessica Mendoza	1999-2002	.416
2. Alissa Haber	2007-2010	.407
3. Ashley Hansen	2009-2012	.402
4. Hanna Winter	2012-2015	.374
5. Kayla Bonstrom	2013-2016	.372
6. Sarah Beeson	1999-2002	.350
Allyssa Horeczko	2017-pres.	.344
7. Jackie Rinehart	2004-2007	.341
8. Lauren Lappin	2003-2006	.337
9. Catalina Morris	2003-2006	.336
Leah White	2012-2015	.336

Hits

1. Jessica Mendoza	1999-2002	327
2. Alissa Haber	2007-2010	309
3. Ashley Hansen	2009-2012	301
4. Hanna Winter	2012-2015	271
5. Catalina Morris	2003-2006	261
6. Sarah Beeson	1999-2002	259
7. Jackie Rinehart	2004-2007	255
8. Lauren Lappin	2003-2006	247
9. Jenna Rich	2010-2013	246
10. Robin Walker	1999-2002	243

Doubles

1. Ashley Hansen	2009-2012	81
2. Alissa Haber	2007-2010	72
3. Jessica Mendoza	1999-2002	70
4. Sarah Beeson	1999-2002	66
5. Kayla Bonstrom	2013-2016	55
6. Jessica Allister	2001-2004	47
Maddy Coon	2006-2009	47
8. Robin Walker	1999-2002	46
9. Catalina Morris	2003-2006	45
10. Kira Ching	2000-2003	44

Triples

1. Ashley Hansen	2009-2012	18
2. Catalina Morris	2003-2006	17
3. Cassandra Roulund	2012-2015	11
4. Kira Ching	2000-2003	10
Jenna Rich	2010-2013	10
Teaghan Cowles	2017-pres.	10
6. Jessica Mendoza	1999-2002	9
Alissa Haber	2007-2010	9
Hanna Winter	2012-2015	9
9. Michelle Schneider	1996-1999	8
Lauren Lappin	2003-2006	8
Anna Beardman	2005-2008	8
Shannon Koplitz	2007-2010	8
Leah White	2012-2015	8

Home Runs

1. Jessica Mendoza	1999-2002	50
2. Jenna Rich	2010-2013	45
3. Michelle Smith	2005-2008	40
4. Rosey Neill	2007-2010	39
5. Catalina Morris	2003-2006	34
6. Jessica Allister	2001-2004	32
7. Kayla Bonstrom	2013-2016	30
8. Sarah Beeson	1999-2002	28
Maddy Coon	2006-2009	28
10. Kira Ching	2000-2003	24
Alissa Haber	2007-2010	24

Runs Batted In

1. Jenna Rich	2010-2013	214
2. Sarah Beeson	1999-2002	201
3. Jessica Mendoza	1999-2002	188
4. Ashley Hansen	2009-2012	179
5. Michelle Smith	2005-2008	177
Kayla Bonstrom	2013-2016	177
6. Jessica Allister	2001-2004	162
8. Kira Ching	2000-2003	152
9. Rosey Neill	2007-2010	146
10. Maddy Coon	2006-2009	142

Slugging Percentage (Min. 200 At Bats)

1. Jessica Mendoza	1999-2002	.719
2. Ashley Hansen	2009-2012	.643
3. Kayla Bonstrom	2013-2016	.622
4. Alissa Haber	2007-2010	.619
5. Jenna Rich	2010-2013	.587
6. Catalina Morris	2003-2006	.570
7. Sarah Beeson	1999-2002	.556
8. Maddy Coon	2006-2009	.529
Kylie Sorenson	2014-2017	.529
10. Rosey Neill	2007-2010	.513

Runs Scored

1. Jessica Mendoza	1999-2002	230
2. Alissa Haber	2007-2010	200
3. Ashley Hansen	2009-2012	192
4. Catalina Morris	2003-2006	174
5. Sarah Hassman	2009-2013	169
6. Lauren Lappin	2003-2006	168
Jenna Rich	2010-2013	168
8. Leah White	2012-2015	162
9. Hanna Winter	2012-2015	161
10. Robin Walker	1999-2002	160

Stolen Bases

1. Sarah Hassman	2009-2013	99
2. Jessica Mendoza	1999-2002	86
3. Hanna Winter	2012-2015	57
4. Alissa Haber	2007-2010	56
5. Catalina Morris	2003-2006	43
6. Kira Ching	2000-2003	39
7. Lauren Lappin	2003-2006	31
8. Tylyn Wells	2012-2015	30
9. Teagan Gerhart	2010-2013	28
10. Jackie Rinehart	2004-2007	27
Leah White	2012-2015	27

Walks

1. Maddy Coon	2006-2009	139
2. Rosey Neill	2007-2010	123
3. Sarah Beeson	1999-2002	115
4. Bessie Noll	2014-2017	105
5. Alissa Haber	2007-2010	104
6. Kylie Sorenson	2014-2017	96
7. Shannon Koplitz	2007-2010	93
8. Ashley Hansen	2009-2012	92
9. Jessica Mendoza	1999-2002	90
10. Erin Howe	2005-2008	89

At Bats

1. Robin Walker	1999-2002	820
2. Jessica Mendoza	1999-2002	786
3. Catalina Morris	2003-2006	776
4. Jessica Allister	2001-2004	765
5. Kellie Wiginton	1997-2000	761
6. Alissa Haber	2007-2010	760
7. Jenna Rich	2010-2013	753
8. Jackie Rinehart	2004-2007	748
Ashley Hansen	2009-2012	748
10. Sarah Beeson	1999-2002	739

Games Played

1. Jessica Allister	2001-2004	266
2. Robin Walker	1999-2002	263
3. Cassi Brangham	2000-2003	262
4. Sarah Beeson	1999-2002	261
5. Jessica Mendoza	1999-2002	259
6. Lauren Lappin	2003-2006	248
7. Catalina Morris	2003-2006	247
8. Kellie Wiginton	1997-2000	246
9. Sarah Hassman	2009-2013	245
10. Jackie Rinehart	2004-2007	240
Michelle Smith	2005-2008	240

Fielding Percentage (Min. 300 chances)

1. Jessica Plaza	2013-2016	.997
2. Jessica Allister	2001-2004	.994
3. Rosey Neill	2007-2010	.993
4. Kellie Wiginton	1997-2000	.990
Maya Burns	2009-2012	.990
6. Melisa Koutz	2008-2011	.989
7. Sarah Beeson	1999-2002	.986
Erin Howe	2005-2008	.986
9. Marcy Crouch	1996-1999	.984
Jenna Becerra	2009-2012	.984
Sarah Hassman	2009-2013	.984

Putouts

1. Sarah Beeson	1999-2002	1957
2. Rosey Neill	2007-2010	1690
3. Kayla Bonstrom	2013-2016	1255
4. Kellie Wiginton	1997-2000	1140
5. Jessica Allister	2001-2004	1103
6. Summer Lee	1994-1997	978
7. Melisa Koutz	2008-2011	963
8. Erin Howe	2005-2008	876
9. Jenni Shideler	1998-2001	709
10. Jessica Plaza	2013-2015	692

SINGLE-SEASON RECORDS

Assists

1. Michelle Schneider	1996-1999	616
2. Robin Walker	1999-2002	587
3. Lauren Lappin	2003-2006	511
4. Michelle Smith	2005-2008	445
5. Hanna Winter	2012-2015	439
6. Kylie Sorenson	2014-2017	405
7. Ashley Hansen	2009-2012	372
8. Amanda Renteria	1994-1997	363
9. Jennie Foyle	1996-1999	334
10. Kira Ching	2000-2003	320

Earned Run Avg.

1. Dana Sorensen	2000-2004	1.05
2. Becky Blevins	1996-1999	1.59
3. Jessica Schulman	1995-1998	1.72
4. Tori Nyberg	2000-2003	1.74
5. Missy Penna	2006-2009	1.82
6. Maureen LeCocq	2000-2003	1.84
7. Lauren Nydam	2005-2007	1.87
8. Marcy Crouch	1996-1999	1.92
9. Jaime Forman-Lau	2000-2001	2.11
10. Teagan Gerhart	2010-2013	2.24

Victories

1. Missy Penna	2006-2009	119
2. Dana Sorensen	2000-2004	105
3. Teagan Gerhart	2010-2013	101
4. Becky Blevins	1996-1999	70
5. Marcy Crouch	1996-1999	59
6. Tori Nyberg	2000-2003	53
7. Ashley Chinn	2008-2011	52
8. Laura Severson	2003-2006	43
9. Maureen LeCocq	2000-2003	42
Becky McCullough	2005-2008	42

Strikeouts

1. Missy Penna	2006-2009	1267
2. Dana Sorensen	2000-2004	1154
3. Teagan Gerhart	2010-2013	782
4. Becky Blevins	1996-1999	595
5. Tori Nyberg	2000-2003	440
6. Ashley Chinn	2008-2011	427
7. Becky McCullough	2005-2008	293
8. Laura Severson	2003-2006	280
9. Marcy Crouch	1996-1999	264
10. Madi Schreyer	2014-2015	209

Shutouts

1. Missy Penna	2006-2009	50
2. Becky Blevins	1996-1999	35
3. Dana Sorensen	2000-2004	32
4. Teagan Gerhart	2010-2013	29
5. Marcy Crouch	1996-1999	22
6. Ashley Chinn	2008-2011	15
7. Tori Nyberg	2000-2003	14
8. Maureen LeCocq	2000-2003	10
Laura Severson	2003-2006	10
10. Jessica Schulman	1995-1998	8

Innings Pitched

1. Missy Penna	2006-2009	1086.1
2. Dana Sorensen	2000-2004	946.2
3. Teagan Gerhart	2010-2013	927.0
4. Becky Blevins	1996-1999	874.2
5. Marcy Crouch	1996-1999	671.1
6. Tori Nyberg	2000-2003	551.0
7. Ashley Chinn	2008-2011	456.2
8. Becky McCullough	2005-2008	433.1
9. Maureen LeCocq	2000-2002	407.2
10. Laura Severson	2003-2006	398.2

Batting Average

1. Ashley Hansen	2011	.495
2. Jessica Mendoza	2000	.475
3. Alissa Haber	2010	.446
4. Alissa Haber	2009	.443
5. Kayla Bonstrom	2015	.439
6. Hanna Winter	2012	.428
7. Jessica Mendoza	1999	.415
8. Jessica Mendoza	2001	.405
9. Kayla Bonstrom	2013	.404
10. Ashley Hansen	2009	.400

Hits

1. Ashley Hansen	2011	95
2. Jessica Mendoza	2000	94
3. Alissa Haber	2009	89
Hanna Winter	2012	89
5. Ashley Hansen	2009	84
6. Jessica Mendoza	2001	83
7. Jessica Mendoza	1999	81
8. Jackie Rinehart	2004	80
9. Sarah Beeson	2001	79
10. Alissa Haber	2010	78

Doubles

1. Alissa Haber	2009	26
2. Ashley Hansen	2011	25
3. Ashley Hansen	2009	24
4. Sarah Beeson	2001	23
5. Jessica Mendoza	2000	20
Jessica Mendoza	2001	20
Jessica Allister	2004	20
8. Robin Walker	2002	18
Ashley Hansen	2010	18
10. Sarah Beeson	2000	17
Jessica Mendoza	2002	17

Triples

1. Ashley Hansen	2012	8
2. Catalina Morris	2004	6
Cassandra Roulund	2013	6
Teaghan Cowles	2018	6
4. Anna Beardman	2006	5
Catalina Morris	2006	5
Ashley Hansen	2009	5
7. Kelly Yablonski	1996	4
Kira Ching	2003	4
Lauren Lappin	2004	4
Catalina Morris	2005	4
Shannon Koplitz	2009	4
Jenna Rich	2012	4
Hanna Winter	2013	4
Cassandra Roulund	2014	4
Leah White	2015	4
Teaghan Cowles	2017	4

Home Runs

1. Michelle Smith	2005	19
Rosey Neill	2008	19
3. Jessica Mendoza	2001	14
Jessica Mendoza	2002	14
5. Jessica Mendoza	2000	13
Catalina Morris	2004	13
Catalina Morris	2005	13
Kayla Bonstrom	2015	13
9. Sarah Beeson	2001	12
Jessica Allister	2004	12
Jenna Rich	2010	12
Jenna Rich	2013	12

Runs Batted In

1. Sarah Beeson	2001	66
Jenna Rich	2012	66
3. Jessica Mendoza	1999	57
4. Jessica Allister	2004	55
Ashley Hansen	2009	55
Kayla Bonstrom	2013	55
7. Michelle Smith	2005	54
Kayla Bonstrom	2015	54
9. Sarah Beeson	2000	53
Rosey Neill	2008	53

Slugging Percentage (Min. 100 At Bats)

1. Kayla Bonstrom	2015	.806
2. Ashley Hansen	2011	.797
3. Jessica Mendoza	2000	.783
4. Jessica Mendoza	2001	.737
5. Michelle Smith	2005	.724
6. Alissa Haber	2009	.721
7. Jessica Mendoza	2002	.713
Rosey Neill	2008	.713
9. Sarah Beeson	2001	.686
10. Catalina Morris	2005	.670

Runs Scored

1. Jessica Mendoza	2001	70
2. Jessica Mendoza	2002	65
3. Alissa Haber	2009	61
4. Sarah Hassman	2011	60
5. Jessica Mendoza	2000	57
6. Leah White	2012	54
7. Ashley Hansen	2012	53
Jenna Rich	2012	53
9. Lauren Lappin	2005	52
10. Robin Walker	2002	51
Catalina Morris	2004	51
Ashley Hansen	2011	51

Stolen Bases

1. Sarah Hassman	2011	35
2. Jessica Mendoza	2001	31
3. Jessica Mendoza	2002	29
4. Alissa Haber	2010	23
Sarah Hassman	2010	23
Teagan Gerhart	2011	23
7. Jessica Mendoza	2000	20
8. Sarah Hassman	2009	19
9. Katherine Hoffman	2004	18
Alissa Haber	2009	18
Teaghan Cowles	2018	18

Walks

1. Maddy Coon	2008	47
2. Bessie Noll	2017	40
3. Erin Howe	2008	38
4. Rosey Neill	2009	37
Kylie Sorensen	2014	37
6. Maddy Coon	2009	34
Ashley Hansen	2012	34
8. Sarah Beeson	2002	33
9. Sarah Beeson	2001	32
Jessica Mendoza	2001	32
Maddy Coon	2006	32
Alissa Haber	2008	32

At Bats

1. Jackie Rinehart	2004	225
2. Robin Walker	2001	224
3. Kira Ching	2001	223
4. Robin Walker	2002	217
5. Ashley Hansen	2009	210
6. Hanna Winter	2012	208
Hanna Winter	2013	208
8. Catalina Morris	2004	206
Alissa Haber	2008	206
10. Jessica Mendoza	2001	205

Games Played

1. Sarah Beeson	2001	71
Kira Ching	2001	71
Jessica Mendoza	2001	71
Robin Walker	2001	71
5. Cassi Brangham	2001	69
6. Jessica Allister	2004	68
Katherine Hoffman	2004	68
Lauren Lappin	2004	68
Catalina Morris	2004	68
Jackie Rinehart	2004	68

Fielding Percentage (min. 100 chances)

1. Elizabeth Bendig	2005	1.000
Jessica Plaza	2014	1.000
Jessica Plaza	2015	1.000
Jessica Plaza	2016	1.000
3. Jessica Allister	2002	.997
Leah Nelson	2005	.997
Melisa Koutz	2008	.997
7. Jessica Allister	2003	.996
Maya Burns	2012	.996
9. Jenni Shideler	1998	.995
Arden Pettit	2018	.995
10. Rosey Neill	2010	.994
Kelsey Gerhart	2011	.994

Putouts

1. Jenni Shideler	1998	575
2. Sarah Beeson	1999	568
3. Jessica Allister	2003	534
4. Summer Lee	1997	524
5. Rosey Neill	2008	520
6. Jessica Allister	2004	505
7. Sarah Beeson	2000	500
8. Sarah Beeson	2001	469
9. Rosey Neill	2009	467
10. Sarah Beeson	2002	420

Assists

1. Amanda Renteria	1997	167
2. Michelle Schneider	1998	165
3. Michelle Schneider	1997	164
4. Robin Walker	2000	162
5. Lauren Lappin	2005	160
6. Michelle Schneider	1999	153
7. Michelle Smith	2005	150
8. Robin Walker	2002	148
9. Elizabeth Bendig	2003	145
10. Robin Walker	2001	144

Earned Run Average

1. Dana Sorensen	2001	0.64
2. Dana Sorensen	2000	1.06
3. Dana Sorensen	2003	1.09
4. Missy Penna	2008	1.17
5. Maureen LeCocq	2001	1.20
6. Becky Blevins	1998	1.24
7. Jessica Schulman	1995	1.28
8. Marcy Crouch	1998	1.35
9. Dana Sorensen	2004	1.41
10. Tori Nyberg	2002	1.51

Wins

1. Missy Penna	2008	37
2. Missy Penna	2009	35
3. Dana Sorensen	2004	34
4. Teagan Gerhart	2012	32
5. Dana Sorensen	2001	27
6. Tori Nyberg	2002	26
Teagan Gerhart	2011	26
8. Missy Penna	2007	25
9. Becky Blevins	1998	24
10. Dana Sorensen	2000	22
Missy Penna	2006	22
Teagan Gerhart	2010	22
Madi Schreyer	2014	22

Strikeouts

1. Missy Penna	2008	416
2. Missy Penna	2009	364
3. Dana Sorensen	2004	358
4. Dana Sorensen	2003	332
5. Missy Penna	2007	308
6. Dana Sorensen	2001	295
7. Teagan Gerhart	2011	250
8. Teagan Gerhart	2012	205
9. Tori Nyberg	2002	203
10. Becky Blevins	1999	186

Shutouts

1. Missy Penna	2009	18
2. Missy Penna	2008	15
3. Dana Sorensen	2001	13
Dana Sorensen	2004	13
5. Missy Penna	2007	12
6. Becky Blevins	1999	11
Teagan Gerhart	2010	11
8. Becky Blevins	1998	9
Teagan Gerhart	2012	9
10. Becky Blevins	1996	8
Marcy Crouch	1999	8

Innings Pitched

1. Missy Penna	2008	335.0
2. Dana Sorensen	2004	303.0
3. Missy Penna	2009	294.1
4. Teagan Gerhart	2012	261.2
5. Missy Penna	2007	260.1
6. Teagan Gerhart	2011	257.2
7. Madi Schreyer	2014	242.1
8. Tori Nyberg	2002	240.1
9. Angela Webb	1995	226.2
10. Dana Sorensen	2003	218.1

TEAM SEASON RECORDS

(Updated through 5/2/2018)

Batting Average

1.	2012	.318
2.	2014	.316
3.	2011	.300
	2013	.300
5.	2010	.297
6.	2006	.296
7.	2009	.294
8.	2005	.293
9.	1999	.281
10.	2000	.279

Hits

1.	2012	502
2.	2013	496
3.	2004	481
4.	2011	473
5.	1999	472
6.	2014	470
7.	2001	467
8.	2006	466
9.	2000	463
10.	2005	459
	2009	459

Doubles

1.	2001	102
2.	2009	101
3.	2014	88
4.	2002	87
5.	2008	86
6.	2010	82
7.	2012	79
8.	2003	76
	2004	76
10.	2000	74
	2005	74

Triples

1.	2012	20
2.	2013	19
3.	2014	17
	2018	17
4.	2009	16
5.	2005	14
	2006	14
7.	2004	13
8.	2015	11
9.	1996	9
	2010	9

Home Runs

1.	2005	67
2.	2008	53
3.	2002	46
4.	2011	45
	2013	45
6.	2001	44
7.	2009	40
8.	2015	39
	2016	39
10.	2010	36

Runs Batted In

1.	2014	302
2.	2012	298
3.	2013	295
4.	2005	290
5.	2009	277
6.	2002	275
7.	2008	274
8.	2001	266
	2011	266
10.	2015	259

Slugging Percentage

1.	2005	.487
2.	2009	.456
	2014	.456
4.	2012	.454
5.	2010	.445
6.	2013	.444
7.	2011	.442
8.	2008	.434
9.	2015	.422
10.	2002	.416

Runs

1.	2012	337
2.	2014	331
3.	2013	330
4.	2005	319
5.	2009	308
6.	2002	305
7.	2008	301
8.	1999	296
9.	2011	295
10.	2001	293

Stolen Bases

1.	2011	91
2.	2010	82
3.	2001	80
4.	2002	63
	2004	63
	2009	63
7.	2013	62
8.	2008	60
9.	2000	58
10.	2014	55
	2018	54

Walks (Batting)

1.	2008	248
2.	2011	214
3.	2014	205
4.	2009	201
	2013	201
6.	2002	198
	2015	198
8.	1999	179
9.	2010	176
10.	2001	173

At Bats

1.	2001	1,814
2.	2004	1,783
3.	2003	1,692
4.	1999	1,680
5.	2002	1,677
6.	2000	1,662
7.	2013	1,654
8.	2008	1,629
9.	2012	1,581
10.	1997	1,578
	2011	1,578

Fielding Percentage

1.	2005	.979
	2006	.979
3.	2004	.974
	2010	.974
5.	2001	.973
	2011	.973
	2013	.973
	2018	.973
8.	2003	.972
	2008	.972
10.	2002	.971
	2007	.971
	2009	.971

Earned Run Average

1.	2001	1.20
2.	1998	1.30
3.	2008	1.37
4.	2000	1.48
5.	2005	1.62
6.	1999	1.68
7.	2004	1.75
8.	2009	1.80
9.	2003	1.81
10.	2002	1.93

Wins

1.	2001	54
2.	2004	49
	2008	49
4.	2009	48
5.	2000	45
6.	2002	44
7.	2005	43
8.	2006	42
	2011	42
10.	1998	41
	2003	41

Strikeouts (Pitching)

1.	2008	513
2.	2003	512
3.	2004	484
4.	2001	483
5.	2009	465
6.	2007	382
7.	2011	367
8.	2013	346
9.	2000	313
10.	2010	307

Shutouts

1.	2001	34
2.	1998	25
3.	2004	24
4.	2008	23
	2009	23
6.	1999	22
7.	2003	20
8.	2010	19
	2012	19
10.	2006	18

Innings Pitched

1.	2001	477.1
2.	2004	467.0
3.	2003	456.0
4.	2000	441.1
5.	2008	434.0
6.	1999	426.0
7.	2002	425.0
8.	1998	420.2
9.	1997	402.0
10.	2006	399.0

2018 Stanford Softball
Overall Statistics for Stanford (as of May 02, 2018)
(All games Sorted by Batting avg)

Record: 23-26 Home: 11-12 Away: 3-8 Neutral: 9-6 Conference: 2-16

Player	avg	gp-gs	ab	r	h	2b	3b	hr	rbi	tb	slg%	bb	hp	so	gdp	ob%	sf	sh	sb-att	po	a	e	fld%
11 Howell, Hannah	.348	49-49	158	25	55	5	2	0	18	64	.405	3	1	7	0	.362	1	3	7-8	77	1	1	.987
23 Cowles, Teaghan	.329	49-49	161	29	53	7	6	0	15	72	.447	11	5	10	0	.390	0	1	18-18	57	73	4	.970
12 Dixon, Montana	.324	30-28	71	19	23	5	2	3	26	41	.577	5	15	11	0	.443	6	2	4-4	135	14	1	.993
20 Inouye, Kristina	.313	45-45	131	21	41	6	1	3	23	58	.443	11	0	16	2	.361	2	2	1-1	72	88	9	.947
3 Horeczko, Alyssa	.313	36-32	96	19	30	0	3	0	9	36	.375	7	1	24	0	.365	0	2	12-16	34	2	2	.947
33 Burks, Whitney	.285	47-46	130	19	37	11	0	5	26	63	.485	21	1	21	1	.386	1	1	1-1	188	14	5	.976
15 Pettit, Arden	.208	45-41	106	6	22	3	0	0	11	25	.236	12	14	13	1	.364	0	1	0-0	197	8	1	.995
1 Wegner, Lauren	.206	49-49	126	18	26	3	0	1	15	32	.254	14	4	24	1	.306	0	4	5-7	97	65	3	.982
18 Fowkes, Molly	.194	43-41	103	9	20	3	0	0	17	23	.223	16	2	20	4	.306	3	0	0-0	6	1	0	1.000
2 Molina, Victoria	.157	36-16	51	7	8	0	1	0	3	10	.196	9	0	11	0	.283	0	0	3-3	10	3	2	.867
29 Nicolas, Carmina	.143	26-4	14	8	2	0	0	0	0	2	.143	1	0	1	0	.200	0	0	1-4	2	0	0	1.000
5 Frost, Lauren	.120	46-38	92	12	11	3	2	0	11	18	.196	4	4	23	0	.188	1	5	2-2	67	1	3	.958
7 Lee, Carolyn	.000	24-14	0	0	0	0	0	0	0	0	.000	0	0	0	0	.000	0	0	0-0	4	16	2	.909
19 Pancino, Kiana	.000	22-10	0	0	0	0	0	0	0	0	.000	0	0	0	0	.000	0	0	0-0	3	4	0	1.000
95 Dwyer, Maddy	.000	29-20	0	0	0	0	0	0	0	0	.000	0	0	0	0	.000	0	0	0-0	4	28	2	.941

42 Jackson, Maya	.222	17-3	9	3	2	2	0	0	2	4	.444	1	0	1	0	.273	1	0	0-0	4	0	0	1.000
9 Bauer, Nikki	.000	14-5	0	0	0	0	0	0	0	0	.000	0	0	0	0	.000	0	0	0-0	1	7	1	.889
Totals	.264	49	1248	195	330	48	17	12	176	448	.359	115	47	182	9	.345	15	21	54-64	958	325	36	.973
Opponents	.254	49	1238	197	315	51	15	31	186	489	.395	130	33	204	5	.339	8	28	22-30	955	395	56	.960

LOB - Team (299), Opp (285). DPs turned - Team (10), Opp (15). IBB - Team (1), Cowles, T. 1, Opp (1).

(All games Sorted by Earned run avg)

Player	era	w-l	app	gs	cg	sho	sv	ip	h	r	er	bb	so	2b	3b	hr	b/avg	wp	hp	bk	sfa	sha
95 Dwyer, Maddy	2.10	12-8	29	20	8	4/4	3	123.1	95	47	37	37	80	11	4	10	.213	2	15	0	0	11
19 Pancino, Kiana	3.40	6-3	22	10	3	2/3	0	70.0	53	37	34	41	46	12	3	6	.208	4	9	0	4	5
9 Bauer, Nikki	3.42	2-5	14	5	2	0/1	0	45.0	55	32	22	19	13	13	3	4	.288	3	3	0	2	3
7 Lee, Carolyn	6.65	3-10	24	14	5	0/1	1	81.0	112	81	77	33	65	15	5	11	.324	5	6	0	2	9
Totals	3.73	23-26	49	49	18	10/4	4	319.1	315	197	170	130	204	51	15	31	.254	14	33	0	8	28
Opponents	3.43	26-23	49	49	26	10/3	3	318.1	330	195	156	115	182	48	17	12	.264	13	47	0	15	21

PB - Team (1), Dixon, M. 1, Opp (5). Pickoffs - Team (2), Dixon, M. 2. SBA/ATT - Lee, C. (11-14), Pettit, A. (11-14), Dixon, M. (3-8), Molina, V. (8-8), Bauer, N. (7-7), Dwyer, M. (2-5), Pancino, K. (2-4).

2018 Stanford Softball
Conference statistics for Stanford (as of May 02, 2018)
(Conference games only Sorted by Batting avg)

Record: 2-16 Home: 0-9 Away: 2-7 Conference: 2-16

Player	avg	gp-gs	ab	r	h	2b	3b	hr	rbi	tb	slg%	bb	hp	so	gdp	ob%	sf	sh	sb-att	po	a	e	fld%
20 Inouye, Kristina	.341	15-15	44	5	15	1	0	0	3	16	.364	1	0	5	1	.356	0	0	0-0	22	26	2	.960
42 Jackson, Maya	.333	9-2	6	1	2	2	0	0	1	4	.667	1	0	1	0	.429	0	0	0-0	3	0	0	1.000
11 Howell, Hannah	.304	18-18	56	6	17	2	0	0	4	19	.339	0	1	5	0	.316	0	0	1-1	34	1	0	1.000
23 Cowles, Teaghan	.228	18-18	57	4	13	0	3	0	1	19	.333	4	0	6	0	.279	0	0	1-1	20	25	1	.978
33 Burks, Whitney	.188	18-18	48	2	9	2	0	2	6	17	.354	5	0	11	1	.259	1	1	0-0	97	8	3	.972
1 Wegner, Lauren	.160	18-18	50	4	8	2	0	0	2	10	.200	1	0	12	0	.176	0	0	0-0	31	25	2	.966
15 Pettit, Arden	.149	18-18	47	0	7	1	0	0	2	8	.170	4	1	7	0	.231	0	0	0-0	68	4	1	.986
18 Fowkes, Molly	.125	18-18	48	2	6	0	0	0	2	6	.125	2	1	14	3	.173	1	0	0-0	6	1	0	1.000
2 Molina, Victoria	.097	15-11	31	1	3	0	0	0	0	3	.097	4	0	6	0	.200	0	0	1-1	8	2	0	1.000
3 Horeczko, Alyssa	.095	12-8	21	0	2	0	0	0	0	2	.095	1	0	12	0	.136	0	0	0-0	10	0	1	.909
5 Frost, Lauren	.083	18-17	36	3	3	1	1	0	3	6	.167	2	2	10	0	.175	0	2	1-1	37	0	2	.949
12 Dixon, Montana	.000	3-1	1	0	0	0	0	0	0	0	.000	0	0	0	0	.000	0	0	0-0	0	0	0	.000
7 Lee, Carolyn	.000	12-8	0	0	0	0	0	0	0	0	.000	0	0	0	0	.000	0	0	0-0	4	13	1	.944
95 Dwyer, Maddy	.000	8-5	0	0	0	0	0	0	0	0	.000	0	0	0	0	.000	0	0	0-0	1	5	0	1.000
9 Bauer, Nikki	.000	8-4	0	0	0	0	0	0	0	0	.000	0	0	0	0	.000	0	0	0-0	1	5	0	1.000
29 Nicolas, Carmina	.000	3-0	0	0	0	0	0	0	0	0	.000	0	0	0	0	.000	0	0	0-0	0	0	0	.000
19 Pancino, Kiana	.000	5-1	0	0	0	0	0	0	0	0	.000	0	0	0	0	.000	0	0	0-0	0	1	0	1.000
Totals	.191	18	445	28	85	11	4	2	24	110	.247	25	5	89	5	.241	2	3	4-4	342	116	13	.972
Opponents	.322	18	487	112	157	32	8	16	108	253	.520	55	11	44	2	.400	4	10	15-16	363	144	19	.964

LOB - Team (89), Opp (113). DPs turned - Team (6), Opp (6). IBB - Team (1), Cowles, T. 1.

(Conference games only Sorted by Earned run avg)

Player	era	w-l	app	gs	cg	sho	sv	ip	h	r	er	bb	so	2b	3b	hr	b/avg	wp	hp	bk	sfa	sha
9 Bauer, Nikki	3.36	0-4	8	4	2	0/0	0	33.1	41	19	16	15	6	11	2	3	.289	2	1	0	1	1
7 Lee, Carolyn	7.19	2-8	12	8	4	0/0	0	48.2	71	50	50	16	22	11	3	6	.336	3	5	0	1	5
95 Dwyer, Maddy	8.75	0-3	8	5	1	0/0	0	20.0	30	27	25	12	13	6	1	5	.345	1	3	0	0	2
19 Pancino, Kiana	9.33	0-1	5	1	0	0/0	0	12.0	15	16	16	12	3	4	2	2	.319	1	2	0	2	2
Totals	6.57	2-16	18	18	7	0/0	0	114.0	157	112	107	55	44	32	8	16	.322	7	11	0	4	10
Opponents	1.16	16-2	18	18	12	6/3	3	121.0	85	28	20	25	89	11	4	2	.191	4	5	0	2	3

PB - Team (0), Opp (3). SBA/ATT - Pettit, A. (7-8), Lee, C. (7-8), Molina, V. (8-8), Bauer, N. (6-6), Pancino, K. (1-1), Dwyer, M. (1-1)

2018 Stanford Softball
Game Results for Stanford (as of May 02, 2018)
(All games)

Date	Opponent	Score	Inns	Overall	Conference	Pitcher of record	Attend	Time
Feb 08, 2018	vs #19 BYU	L 1-10	6	0-1-0	0-0-0	Lee, C. (L 0-1)	376	2:08
Feb 08, 2018	vs San Diego State	w 4-0	7	1-1-0	0-0-0	Dwyer, M. (W 1-0)	75	2:30
Feb 09, 2018	vs Seattle	L 9-13	7	1-2-0	0-0-0	Dwyer, M. (L 1-1)	75	2:15
Feb 10, 2018	vs Fresno State	L 0-2	(8)	1-3-0	0-0-0	Dwyer, M. (L 1-2)	233	2:23
# Feb 10, 2018	vs CSUN	L 8-9	7	1-4-0	0-0-0	Pancino, K. (L 0-1)	87	2:30
Feb 11, 2018	vs Boise State	w 9-1	5	2-4-0	0-0-0	Dwyer, M. (W 2-2)	65	1:30
Feb 17, 2018	vs Grand Canyon	w 5-0	7	3-4-0	0-0-0	Dwyer, M. (W 3-2)	278	1:36
Feb 17, 2018	vs UAB	w 12-6	7	4-4-0	0-0-0	Pancino, K. (W 1-1)	212	2:33
Feb 18, 2018	vs UC Riverside	L 0-2	7	4-5-0	0-0-0	Dwyer, M. (L 3-3)	223	1:58
Feb 18, 2018	vs Army	w 12-0	5	5-5-0	0-0-0	Pancino, K. (W 2-1)	209	1:22
Feb 19, 2018	vs Weber State	w 6-0	7	6-5-0	0-0-0	Dwyer, M. (W 4-3)	145	1:54
Feb 22, 2018	at Sacramento State-1	L 0-1	7	6-6-0	0-0-0	Dwyer, M. (L 4-4)	115	2:02
Feb 22, 2018	at Sacramento State-2	w 5-2	7	7-6-0	0-0-0	Pancino, K. (W 3-1)	115	1:52
Feb 23, 2018	SANTA CLARA	w 5-3	7	8-6-0	0-0-0	Pancino, K. (W 4-1)	482	1:53
Feb 24, 2018	CAL POLY	w 7-3	7	9-6-0	0-0-0	Dwyer, M. (W 5-4)	511	1:59
Feb 25, 2018	CAL POLY	L 2-4	7	9-7-0	0-0-0	Dwyer, M. (L 5-5)	286	1:48
Feb 25, 2018	SANTA CLARA	w 2-1	7	10-7-0	0-0-0	Dwyer, M. (W 6-5)	331	1:43
Mar 01, 2018	vs Charlotte	w 4-0	7	11-7-0	0-0-0	Dwyer, M. (W 7-5)	732	1:31
Mar 02, 2018	vs Iowa	w 3-2	(9)	12-7-0	0-0-0	Dwyer, M. (W 8-5)	201	2:10
Mar 03, 2018	vs LMU	w 4-0	7	13-7-0	0-0-0	Pancino, K. (W 5-1)	311	1:47
Mar 03, 2018	vs Michigan State	L 2-4	7	13-8-0	0-0-0	Pancino, K. (L 5-2)	308	2:04
Mar 09, 2018	WAGNER	w 4-0	7	14-8-0	0-0-0	Pancino, K. (W 6-2)	356	1:36
Mar 09, 2018	CSU BAKERSFIELD	w 8-0	5	15-8-0	0-0-0	Dwyer, M. (W 9-5)	514	1:40
Mar 10, 2018	WAGNER	w 8-0	5	16-8-0	0-0-0	Dwyer, M. (W 10-5)	392	1:12
Mar 10, 2018	CSU BAKERSFIELD	w 8-3	7	17-8-0	0-0-0	Bauer, N. (W 1-0)	411	2:16
Mar 11, 2018	WAGNER	w 4-0	7	18-8-0	0-0-0	Bauer, N. (W 2-0)	368	1:29
Mar 11, 2018	CSU BAKERSFIELD	w 17-1	5	19-8-0	0-0-0	Dwyer, M. (W 11-5)	368	3:07
* Mar 24, 2018	at Utah	w 5-4	7	20-8-0	1-0-0	Lee, C. (W 1-1)	345	3:41
* Mar 24, 2018	at Utah	L 6-9	7	20-9-0	1-1-0	Pancino, K. (L 6-3)	330	2:20
* Mar 26, 2018	at Utah	L 0-13	5	20-10-0	1-2-0	Dwyer, M. (L 11-6)	127	2:40
* Mar 29, 2018	#1 WASHINGTON	L 1-8	7	20-11-0	1-3-0	Bauer, N. (L 2-1)	397	2:06
* Mar 30, 2018	#1 WASHINGTON	L 0-10	6	20-12-0	1-4-0	Lee, C. (L 1-2)	473	1:47
* Mar 31, 2018	#1 WASHINGTON	L 0-9	7	20-13-0	1-5-0	Bauer, N. (L 2-2)	812	2:04
Apr 03, 2018	FRESNO STATE	L 2-8	7	20-14-0	1-5-0	Bauer, N. (L 2-4)	310	2:17
* Apr 06, 2018	at #3 UCLA	L 2-5	7	20-15-0	1-6-0	Dwyer, M. (L 11-7)	702	1:46
* Apr 07, 2018	at #3 UCLA	L 0-3	7	20-16-0	1-7-0	Lee, C. (L 1-3)	1284	1:53
* Apr 08, 2018	at #3 UCLA	w 4-1	7	21-16-0	2-7-0	Lee, C. (W 2-3)	841	1:58
Apr 11, 2018	SAINT MARY'S	w 11-3	6	22-16-0	2-7-0	Lee, C. (W 3-3)	174	2:19
* Apr 13, 2018	OREGON STATE	L 1-4	7	22-17-0	2-8-0	Lee, C. (L 3-4)	379	1:34
* Apr 14, 2018	OREGON STATE	L 1-4	7	22-18-0	2-9-0	Bauer, N. (L 2-4)	547	2:02
* Apr 15, 2018	OREGON STATE	L 1-12	5	22-19-0	2-10-0	Lee, C. (L 3-5)	716	1:38
Apr 18, 2018	PACIFIC	L 0-6	7	22-20-0	2-10-0	Lee, C. (L 3-6)	202	1:56
* Apr 20, 2018	at #4 Oregon	L 4-8	7	22-21-0	2-11-0	Lee, C. (L 3-7)	2302	2:10
* Apr 21, 2018	at #4 Oregon	L 1-4	7	22-22-0	2-12-0	Bauer, N. (L 2-5)	2522	1:50
* Apr 22, 2018	at #4 Oregon	L 1-4	7	22-23-0	2-13-0	Lee, C. (L 3-8)	2464	1:30
* Apr 27, 2018	CALIFORNIA	L 0-3	7	22-24-0	2-14-0	Lee, C. (L 3-9)	417	1:48
* Apr 28, 2018	CALIFORNIA	L 0-3	7	22-25-0	2-15-0	Dwyer, M. (L 11-8)	523	1:47
* Apr 29, 2018	CALIFORNIA	L 1-8	7	22-26-0	2-16-0	Lee, C. (L 3-10)	729	1:37
May 01, 2018	SANTA CLARA	w 5-1	7	23-26-0	2-16-0	Dwyer, M. (W 12-8)	202	1:47

() extra inning game

**2018 Stanford Softball
Team Game-by-Game for Stanford (as of May 02, 2018)
Batting (All games)**

Date	Opponent	ab	r	h	rbi	2b	3b	hr	tb	bb	ibb	sb	cs	hbp	sac	sf	gdp	k	po	a	e	lob	avg
Feb 08	vs BYU	26	1	6	1	0	0	0	6	2	0	1	0	0	0	0	0	8	18	9	2	9	.231
Feb 08	vs San Diego State	29	4	9	4	2	1	0	13	0	0	0	1	0	0	0	0	4	21	13	0	4	.273
Feb 09	vs Seattle	28	9	9	9	1	3	2	22	3	0	1	0	2	0	0	0	2	18	5	3	3	.289
Feb 10	vs Fresno State	29	0	7	0	0	0	0	7	0	0	1	0	1	1	0	1	2	24	7	1	8	.277
Feb 10	vs CSUN	28	8	7	6	0	1	2	15	1	0	1	0	1	1	1	0	5	20	4	0	3	.271
Feb 11	vs Boise State	21	9	7	7	0	0	2	13	4	0	3	1	1	1	0	0	0	15	7	0	3	.280
Feb 17	vs Grand Canyon	32	5	11	5	1	0	1	15	1	0	3	0	0	0	0	0	2	21	6	0	7	.290
Feb 17	vs UAB	34	12	14	12	1	1	1	20	3	0	2	0	2	1	2	0	4	21	10	3	9	.308
Feb 18	vs UC Riverside	23	0	3	0	0	0	0	3	2	0	0	1	0	0	0	0	6	21	6	0	4	.292
Feb 18	vs Army	20	12	10	7	2	1	0	14	5	0	4	0	1	0	1	0	1	15	4	2	3	.307
Feb 19	vs Weber State	34	6	11	5	2	0	0	13	3	0	2	2	1	0	0	0	1	21	9	0	11	.309
Feb 22	at Sacramento State	24	0	4	0	2	0	0	6	2	0	0	0	3	1	0	0	7	18	5	0	9	.299
Feb 22	at Sacramento State	26	5	6	5	2	0	0	8	3	0	3	0	2	0	1	1	2	21	2	2	6	.294
Feb 23	SANTA CLARA	23	5	8	5	0	0	0	8	3	0	3	1	1	0	0	0	0	21	2	0	4	.297
Feb 24	CAL POLY	30	7	12	7	2	1	0	16	1	0	4	0	4	0	0	0	1	21	12	1	10	.305
Feb 25	CAL POLY	24	2	5	2	1	0	0	6	1	0	0	0	0	1	1	0	3	21	8	1	4	.299
Feb 25	SANTA CLARA	22	2	4	2	1	0	0	5	5	0	0	0	1	2	0	0	2	21	8	0	8	.294
Mar 01	vs Charlotte	23	4	7	3	1	0	0	8	1	0	2	0	1	1	1	0	5	21	5	1	5	.294
Mar 02	vs Iowa	29	3	6	3	0	0	0	6	3	0	2	0	0	1	2	0	8	27	17	0	8	.289
Mar 03	vs LMU	29	4	10	4	0	0	1	13	0	0	0	0	1	1	0	0	3	21	4	1	6	.292
Mar 03	vs Michigan State	26	2	9	2	2	0	0	11	4	0	2	2	0	2	0	0	8	20	7	0	9	.295
Mar 09	WAGNER	26	4	8	4	0	0	0	8	0	0	1	0	3	1	0	0	3	21	6	0	8	.295
Mar 09	CSU BAKERSFIELD	26	8	12	8	1	0	0	13	3	0	1	0	4	1	0	0	2	15	3	2	12	.302
Mar 10	WAGNER	23	8	12	8	3	2	1	22	1	0	1	0	1	2	0	0	0	15	9	0	5	.310
Mar 10	CSU BAKERSFIELD	22	8	7	8	3	0	0	10	6	0	0	1	6	1	1	1	1	21	7	0	10	.311
Mar 11	WAGNER	27	4	8	3	3	0	0	11	1	0	0	0	0	0	1	0	1	21	9	1	7	.310
Mar 11	CSU BAKERSFIELD	24	17	12	16	2	1	0	16	8	0	2	0	3	0	1	0	2	15	1	0	7	.316
*Mar 24	at Utah	28	5	8	5	2	2	0	14	3	0	0	0	0	0	1	0	4	21	6	0	6	.315
*Mar 24	at Utah	30	6	7	6	2	1	0	11	2	0	2	0	1	0	1	0	3	18	9	0	7	.312
*Mar 26	at Utah	21	0	5	0	0	0	0	5	0	0	0	0	1	0	0	0	2	12	4	2	7	.310
*Mar 29	WASHINGTON	26	1	6	0	0	0	0	6	1	0	0	0	0	1	0	0	6	21	5	1	6	.308
*Mar 30	WASHINGTON	20	0	3	0	0	0	0	3	1	0	0	0	0	0	0	0	6	18	8	0	3	.304
*Mar 31	WASHINGTON	24	0	2	0	0	0	0	2	1	0	0	0	0	0	0	0	8	21	9	0	4	.298
Apr 03	FRESNO STATE	23	2	5	2	0	1	0	7	7	0	0	1	0	0	0	1	4	21	7	0	7	.295
*Apr 06	at UCLA	25	2	2	2	0	0	0	2	1	0	0	0	1	0	0	0	3	18	3	0	4	.290
*Apr 07	at UCLA	24	0	3	0	0	0	0	3	4	0	0	0	0	0	0	0	3	18	5	2	7	.285
*Apr 08	at UCLA	26	4	8	3	0	0	0	8	1	1	0	0	1	1	0	1	2	21	2	0	4	.286
Apr 11	SAINT MARY'S	26	11	10	10	1	1	0	13	6	0	6	0	3	0	1	0	4	18	5	0	8	.288
*Apr 13	OREGON STATE	26	1	5	1	1	0	0	6	0	0	0	0	0	0	0	0	5	21	9	1	4	.286
*Apr 14	OREGON STATE	24	1	5	1	1	0	0	6	3	0	0	0	0	1	0	0	4	21	5	0	6	.284
*Apr 15	OREGON STATE	18	1	3	1	3	0	0	6	1	0	0	0	0	0	0	0	3	15	3	3	3	.282
Apr 18	PACIFIC	23	0	1	0	0	0	0	1	6	0	2	0	0	0	0	0	1	21	6	3	8	.277
*Apr 20	at Oregon	29	4	6	3	2	0	0	8	2	0	0	0	0	0	0	0	12	18	7	0	6	.275
*Apr 21	at Oregon	25	1	6	0	0	0	0	6	0	0	0	0	1	0	0	2	7	18	6	3	4	.274
*Apr 22	at Oregon	23	1	2	1	0	0	1	5	1	0	0	0	0	0	0	0	10	18	9	0	2	.271
*Apr 27	CALIFORNIA	24	0	3	0	0	1	0	5	3	0	2	0	0	0	0	1	6	21	9	1	6	.268
*Apr 28	CALIFORNIA	25	0	3	0	0	0	0	3	1	0	0	0	0	0	0	0	3	21	8	0	5	.265
*Apr 29	CALIFORNIA	27	1	8	1	0	0	1	11	0	0	0	0	0	0	0	1	2	21	9	0	5	.265
May 01	SANTA CLARA	23	5	5	4	4	0	0	9	5	0	3	0	0	0	0	0	1	21	6	0	5	.264
Totals		1248	195	330	176	48	17	12	448	115	1	54	10	47	21	15	9	182	958	325	36	299	.264

2018 Stanford Softball
Team Game-by-Game for Stanford (as of May 02, 2018)
Pitching (All games)

Date	Opponent	ip	h	r	er	bb	so	2b	3b	hr	wp	bk	hbp	dp	ibb	score	w-l	sv	era
Feb 08	vs BYU	6.0	7	10	5	4	7	1	0	3	1	0	1	0	0	1-10	0-1	0	5.83
Feb 08	vs San Diego State	7.0	6	0	0	2	1	0	0	0	0	0	0	0	0	4-0	1-1	0	2.69
Feb 09	vs Seattle	6.0	11	13	6	6	8	1	2	2	0	0	0	0	0	9-13	1-2	0	4.05
Feb 10	vs Fresno State	8.0	7	2	1	3	8	0	0	1	1	0	3	1	0	0-2	1-3	0	3.11
Feb 10	vs CSUN	6.2	12	9	9	3	4	2	0	4	0	0	0	1	0	8-9	1-4	0	4.37
Feb 11	vs Boise State	5.0	7	1	1	0	2	1	1	1	0	0	0	1	0	9-1	2-4	0	3.98
Feb 17	vs Grand Canyon	7.0	2	0	0	2	9	0	0	0	0	0	1	0	0	5-0	3-4	0	3.37
Feb 17	vs UAB	7.0	5	6	4	3	3	0	0	0	0	0	1	0	0	12-6	4-4	0	3.46
Feb 18	vs UC Riverside	7.0	8	2	2	2	4	1	0	1	0	0	1	0	0	0-2	4-5	0	3.28
Feb 18	vs Army	5.0	0	0	0	1	3	0	0	0	0	0	0	0	0	12-0	5-5	0	3.03
Feb 19	vs Weber State	7.0	1	0	0	0	4	0	0	0	0	0	0	0	0	6-0	6-5	0	2.73
Feb 22	at Sacramento State	6.0	4	1	1	2	3	0	0	0	0	0	2	0	0	0-1	6-6	0	2.61
Feb 22	at Sacramento State	7.0	5	2	1	2	5	2	0	0	0	0	0	0	0	5-2	7-6	0	2.48
Feb 23	SANTA CLARA	7.0	3	3	3	6	5	2	0	0	1	0	1	0	0	5-3	8-6	1	2.52
Feb 24	CAL POLY	7.0	8	3	3	3	5	0	0	0	0	0	1	1	0	7-3	9-6	2	2.55
Feb 25	CAL POLY	7.0	5	4	3	2	5	2	0	1	0	0	1	0	0	2-4	9-7	2	2.58
Feb 25	SANTA CLARA	7.0	2	1	1	4	6	0	0	0	0	0	0	0	0	2-1	10-7	2	2.49
Mar 01	vs Charlotte	7.0	3	0	0	1	5	0	0	0	0	0	0	0	0	4-0	11-7	2	2.34
Mar 02	vs Iowa	9.0	5	2	1	2	6	1	1	0	0	0	3	0	0	3-2	12-7	2	2.23
Mar 03	vs LMU	7.0	2	0	0	2	2	0	0	0	0	0	2	0	0	4-0	13-7	3	2.12
Mar 03	vs Michigan State	6.2	6	4	4	4	3	0	1	1	0	0	0	0	0	2-4	13-8	3	2.21
Mar 09	WAGNER	7.0	6	0	0	0	5	0	0	0	0	0	0	0	0	4-0	14-8	3	2.11
Mar 09	CSU BAKERSFIELD	5.0	3	0	0	3	6	0	0	0	0	0	1	0	0	8-0	15-8	3	2.04
Mar 10	WAGNER	5.0	1	0	0	0	5	0	0	0	0	0	0	0	0	8-0	16-8	3	1.98
Mar 10	CSU BAKERSFIELD	7.0	6	3	3	3	5	0	0	0	1	0	2	0	0	8-3	17-8	4	2.02
Mar 11	WAGNER	7.0	1	0	0	1	9	0	0	0	1	0	0	0	0	4-0	18-8	4	1.94
Mar 11	CSU BAKERSFIELD	5.0	4	1	1	4	5	1	0	0	0	0	0	0	0	17-1	19-8	4	1.92
*Mar 24	at Utah	7.0	5	4	4	6	1	1	0	0	0	0	1	1	0	5-4	20-8	4	2.00
*Mar 24	at Utah	6.0	13	9	9	2	2	5	2	0	0	0	2	1	0	6-9	20-9	4	2.27
*Mar 26	at Utah	4.0	10	13	11	7	2	2	0	2	0	0	0	0	0	0-13	20-10	4	2.62
*Mar 29	WASHINGTON	7.0	7	8	8	7	2	2	0	1	2	0	3	0	0	1-8	20-11	4	2.80
*Mar 30	WASHINGTON	6.0	13	10	10	1	2	2	1	0	1	0	0	0	0	0-10	20-12	4	3.06
*Mar 31	WASHINGTON	7.0	11	9	9	6	1	1	1	1	0	0	0	1	0	0-9	20-13	4	3.25
Apr 03	FRESNO STATE	7.0	14	8	8	3	7	2	2	0	2	0	0	0	0	2-8	20-14	4	3.40
*Apr 06	at UCLA	6.0	6	5	5	2	5	0	0	3	1	0	0	0	0	2-5	20-15	4	3.46
*Apr 07	at UCLA	6.0	5	3	3	1	6	1	0	0	0	0	1	0	0	0-3	20-16	4	3.47
*Apr 08	at UCLA	7.0	7	1	1	2	5	3	0	0	0	0	0	0	0	4-1	21-16	4	3.39
Apr 11	SAINT MARY'S	6.0	4	3	3	2	9	1	0	1	0	0	0	0	0	11-3	22-16	4	3.40
*Apr 13	OREGON STATE	7.0	8	4	4	2	3	2	1	2	1	0	0	0	0	1-4	22-17	4	3.41
*Apr 14	OREGON STATE	7.0	7	4	4	5	3	2	0	2	0	0	0	0	0	1-4	22-18	4	3.43
*Apr 15	OREGON STATE	5.0	14	12	10	5	2	2	0	1	0	0	0	0	0	1-12	22-19	4	3.63
Apr 18	PACIFIC	7.0	7	6	2	2	8	1	0	0	0	0	1	0	1	0-6	22-20	4	3.59
*Apr 20	at Oregon	6.0	15	8	8	2	2	3	0	0	1	0	1	0	0	4-8	22-21	4	3.71
*Apr 21	at Oregon	6.0	10	4	3	0	0	2	1	1	0	0	1	0	0	1-4	22-22	4	3.70
*Apr 22	at Oregon	6.0	6	4	4	2	0	2	0	1	0	0	0	1	0	1-4	22-23	4	3.72
*Apr 27	CALIFORNIA	7.0	6	3	3	1	3	1	0	1	0	0	1	0	0	0-3	22-24	4	3.71
*Apr 28	CALIFORNIA	7.0	6	3	3	3	4	1	1	0	1	0	0	0	0	0-3	22-25	4	3.69
*Apr 29	CALIFORNIA	7.0	8	8	8	1	1	0	1	1	0	0	1	2	0	1-8	22-26	4	3.79
May 01	SANTA CLARA	7.0	3	1	1	3	3	1	0	0	0	0	1	0	0	5-1	23-26	4	3.73
Totals		319.1	315	197	170	130	204	51	15	31	14	0	33	10	1	195-197	23-26	4	3.73


TV ROSTER



Jessica Allister
Head Coach
Stanford '04



Jessica Merchant
Assistant Coach
Michigan '05



Tori Nyberg
Assistant Coach
Stanford '02




Lindsey Cargill
Volunteer Assistant Coach
Baylor '16



Nikki Bauer
9 • P • 5-11 • R/R • So.



Whitney Burks
33 • INF • 5-5 • R/R • R-Jr.




Teaghan Cowles
23 • INF • 5-3 • R/R • So.



Kayler Detmer
17 • INF/P • 5-7 • R/R • So.



Montana Dixon
12 • C/INF • 5-10 • R/R • So.




Maddy Dwyer
95 • P • 5-8 • R/R • Fr.



Molly Fowkes
18 • OF • 5-2 • L/L • Jr.



Lauren Frost
5 • OF • 5-8 • R/R • Jr.




Alyssa Horeczko
3 • OF • 5-9 • L/R • So.



Hannah Howell
11 • OF • 5-7 • L/R • So.



Kristina Inouye
20 • INF • 5-5 • R/R • So.



Maya Jackson
42 • OF • 5-7 • R/R • R-Fr.



Carolyn Lee
7 • P • 5-10 • R/R • Jr.



Victoria Molina
2 • OF • 5-6 • R/R • Sr.



Carmina Nicolas
29 • OF • 5-4 • L/L • Fr.



Kiana Pancino
19 • P • 5-8 • R/R • So.



Arden Pettit
15 • C/UTL • 5-9 • R/R • Sr.



Lauren Wegner
1 • INF • 5-7 • R/R • Sr.