



2015 **STANFORD**
FOOTBALL

Contents

Numerical Roster	1
Alphabetical Roster	2
Positional Roster • Roster Breakdown	3
Geographical Roster	4
2015 Season Preview	5-6
Student-Athletes	7-40
Staff	41-54
2014 Season In Review	55-83
Season-by-Season Results	84-85
Individual Records	86-96
Team Records	96-99
Top Individual Performances	100-101
Team Game Highs and Lows	102-105

Season-by-Season Statistical Leaders	106-110
Season-by-Season Team Statistics	111-114
Records vs. Conferences	115
Series History	116-120
Season-by-Season Records	121-127
Stanford vs. AP Ranked Opponents	128
Bowl History	129-134
National Award Winners	135-136
Hall of Fame	137
First Team All-Americans	138-144
Conference Awards	145
NCAA Record Book	146

All-Time Letterwinners	147-153
All-Time Assistant Coaches	145-155

Quarterback Excellence	156-157
Coaching Legacy	158
Stanford and the NFL	159
Stanford in the Super Bowl	162
Year-by-Year NFL Draft Picks	163-165
Two-Sport Athletes	166

Traditions	167
Stanford Stadium • Gameday Experience	168-169

Television Roster	170-174
-------------------------	---------

This production of Stanford University's Athletic Communications Department was written, compiled and edited by Alan George, Brett Moore and Greg Marsh.

Design work by DeAnna Turner.

Cover design by Connie Ko.

Photos by ISI Photos, John Todd, Don Feria, Jim Shorin, Bob Drebin, Gil Talbot, Kenny Karst and Carl Solder.

Special thanks to all previous Stanford football media relations directors, Terry Johnson, Brian Risso and Nick Sako.

2015 Schedule

Date	Opponent	Time
9.5	at Northwestern (ESPN)	9 a.m.
9.12	UCF (FOX Sports 1)	7:30 p.m.
9.19	at USC* (ABC)	5 p.m.
9.25	at Oregon State* (FOX Sports 1)	7 p.m.
10.3	Arizona*	TBA
10.15	UCLA* (ESPN)	7:30 p.m.
10.24	Washington*	TBA
10.31	at Washington State*	TBA
11.7	at Colorado*	TBA
11.14	Oregon*	TBA
11.21	Cal*	TBA
11.28	Notre Dame	TBA
12.5	Pac-12 Championship Game	TBA

* Pac-12 contest • All times Pacific

2014 Schedule

8-5 overall • 5-4 Pac-12

Date	Opponent	Result
8.30	UC Davis	W, 45-0
9.6	#14/14 USC*	L, 10-13
9.13	Army	W, 35-0
9.27	at Washington*	W, 20-13
10.4	at #9/8 Notre Dame	L, 14-17
10.10	Washington State*	W, 34-17
10.18	at #17/18 Arizona State*	L, 10-26
10.25	Oregon State*	W, 38-14
11.1	at #5/6 Oregon*	L, 16-45
11.15	#25/RV Utah*	L, 17-20 (2OT)
11.22	at Cal*	W, 38-17
11.28	at #9/10 UCLA*	W, 31-10
12.30	vs. Maryland (Foster Farms Bowl)	W, 45-21

* Pac-12 contest

Future Schedules

Date	Opponent	Season
9.3	Rice	2016
10.15	at Notre Dame	2016
9.2	at Rice	2017
9.16	at San Diego State	2017
11.25	Notre Dame	2017
9.1	San Diego State	2018
9.29	at Notre Dame	2018
8.31	Northwestern	2019
9.14	at UCF	2019
11.30	Notre Dame	2019
10.10	at Notre Dame	2020
11.28	BYU	2020
9.18	at Vanderbilt	2021
10.15	at Notre Dame	2022
11.26	BYU	2022
9.2	at BYU	2023
11.25	Notre Dame	2023
8.31	TCU	2024
9.7	Vanderbilt	2024
10.12	at Notre Dame	2024
9.6	at Vanderbilt	2025
9.13	at BYU	2025
9.4	at TCU	2027
9.11	Vanderbilt	2027

Quick Facts

Location Stanford, Calif.
 Founded 1891
 Nickname Cardinal
 Colors Cardinal and White
 Enrollment 7,018 (undergraduate) • 9,118 (graduate)
 Stadium (50,424 • natural grass)
 Conference Pacific-12
 President John Hennessy
 Provost John Etchemendy
 Jaquish & Kenninger Director of Athletics Bernard Muir
 Faculty Representative Pat Jones

Staff

Bradford M. Freeman Director of Football David Shaw
 Willie Shaw Director of Defense Lance Anderson
 Andrew Luck Director of Offense Mike Bloomgren
 Special Teams Coordinator Pete Alamar
 Defensive Backs Duane Akina
 Inside Linebackers Peter Hansen
 Defensive Line Randy Hart
 Quarterbacks • Wide Receivers Tavita Pritchard
 Running Backs Lance Taylor
 Tight Ends Morgan Turner
 Offensive Assistant Joseph Ashfield
 Offensive Assistant Tsuyoshi Kawata
 Offensive Assistant Timot Lamarre
 Offensive Assistant Robbie Picazo
 Defensive Assistant Jarrett Huk
 Defensive Assistant Greg Mangan
 Defensive Assistant T.J. Rushing
 Defensive Assistant Eric Sanders
 Offensive Graduate Assistant Brad Idzik
 Offensive Graduate Assistant Doug Jolley
 Special Teams Graduate Assistant Matt Moran
 Senior Associate Athletics Director Matt Doyle
 Associate Athletics Director Mike Eubanks
 Coordinator of Player Personnel Ryan Devlin
 Assistant Director of Football Operations Callie Seidman
 Director of Video Operations Mike Gleeson
 Video Production Manager Jon Oswald
 Head Equipment Manager Gary Hazelitt
 Assistant Equipment Manager Ted Hanson
 Assistant Equipment Manager Mike Lane
 Administrative Associate Theresa Miraglia
 Kissick Family Director of Sports Performance Shannon Turley
 Sports Performance Coach Ryan Cidzik
 Sports Performance Coach Andy Ward
 Sports Performance Coach Matt Zubak
 Sports Performance Coach Cullen Carroll
 Director of Athletic Training Scott Anderson
 Head Football Athletic Trainer Steve Bartlinski
 Associate Athletic Trainer Brian Gallagher

Communications

Assistant Athletic Director Brian Risso
 brisso@stanford.edu • 650.200.9513
 Director (primary contact) Alan George
 alan.george@stanford.edu • 574.340.3977
 Assistant Director (secondary contact) Brett Moore
 bmoore1@stanford.edu • 309.212.6367
 Assistant Director (tertiary contact) Greg Marsh
 gbmarsh@stanford.edu • 510.449.1485

Numerical

No.	Name	Pos.	Ht.	Wt.	Yr.	Hometown (High School)
2	Irwin, Trenton	WR	6-2	199	Fr.	Valencia, Calif (Hart)
2	Simmons, Brandon	FS	6-0	189	So.	Mansfield, Texas (Timberview)
3	Davis, Noor	ILB	6-4	247	Sr.	Leesburg, Fla. (Leesburg)
3	Rector, Michael	WR	6-1	189	Sr.	Gig Harbor, Wash. (Bellarmine)
4	Martinez, Blake	ILB	6-2	245	Sr.	Tucson, Ariz. (Canyon del Oro)
4	Tyler, Jay	WR	5-8	167	Fr.	Gretna, La. (Isidore Newman)
5	McCaffrey, Christian	RB	6-0	201	So.	Castle Rock, Colo. (Valor Christian)
5	Whitfield, Kodi	SS	6-2	202	Sr.	Los Angeles, Calif. (Loyola)
6	Owusu, Francis	WR	6-3	212	Jr.	Oxnard, Calif. (Oaks Christian)
6	Thomas, Taijuan	CB	5-10	173	Jr.	Monroe, La. (Ouachita Parish)
7	Shittu, Aziz	DE/DT	6-3	279	Sr.	Atwater, Calif. (Buhach Colony)
8	Buncom, Frank	CB	6-2	192	Fr.	San Diego, Calif. (Saint Augustine)
8	Hogan, Kevin	QB	6-4	218	5th	McLean, Va. (Gonzaga College [D.C.])
9	Edwards, Ben	S	6-0	191	Fr.	Jacksonville, Fla. (Trinity Christian)
9	Schultz, Dalton	TE	6-6	233	So.	South Jordan, Utah (Bingham)
10	Chryst, Keller	QB	6-5	233	So.	Palo Alto, Calif. (Palo Alto)
11	Alexander, Terrence	CB	5-10	182	So.	New Orleans, La. (John Curtis Christian)
11	Jordan, Dontonio	WR	5-11	199	Sr.	Hickory Creek, Texas (Lake Dallas)
13	Holder, Alijah	CB	6-2	184	So.	Oceanside, Calif. (Oceanside)
13	Stallworth, Rollins	WR	6-4	210	5th	Reno, Nev. (McQueen)
14	Bailey, Jake	P/K	6-2	186	Fr.	Solana, Calif. (Santa Fe Christian)
15	Perez, Jordan	ILB	6-2	219	So.	Carlsbad, Calif. (Carlsbad)
15	Williams, Reagan	FB	6-3	218	Fr.	Jackson, Ohio (Jackson)
17	Burns, Ryan	QB	6-5	229	Jr.	Leesburg, Va. (Stone Bridge)
17	Scarlett, Brennan	DE	6-4	264	5th	Portland, Ore. (Central Catholic)
18	Hooper, Austin	TE	6-4	248	Jr.	San Ramon, Calif. (De La Salle)
19	Arcega-Whiteside, JJ	WR	6-3	207	Fr.	Inman, S.C. (Dorman)
19	Gaertner, Ryan	CB	5-10	175	Jr.	Atherton, Calif. (Sacred Heart)
20	Love, Bryce	RB	5-10	184	Fr.	Wake Forest, N.C. (Wake Forest)
20	Okereke, Bobby	ILB	6-3	226	So.	Santa Ana, Calif. (Foothill)
21	Brandt-Sims, Isaiah	WR	5-11	177	So.	Wenatchee, Wash. (Wenatchee)
21	Harris, Ronnie	CB	5-10	172	5th	Atlanta, Ga. (Westlake)
22	Reid, Justin	SS	6-1	195	Fr.	Prairieville, La. (Dutchtown)
22	Wright, Remound	RB	5-9	205	5th	Fort Wayne, Ind. (Bishop Dwenger)
23	Murphy, Alameen	CB	5-11	192	So.	Fort Washington, Md. (Friendly)
24	Meeks, Quenton	CB	6-2	195	Fr.	San Diego, Calif. (Del Norte)
25	Scarlett, Cameron	RB	6-1	220	Fr.	Portland, Ore. (Central Catholic)
26	Sanders, Barry	RB	5-10	198	Sr.	Oklahoma City, Okla. (Heritage Hall)
27	Barton, Sean	ILB	6-3	212	Fr.	North Salt Lake, Utah (Woods Cross)
27	Beall, Charlie	K	6-2	215	Fr.	Newport Coast, Calif. (St. Margaret's)
28	Franklin, Denzel	SS	6-0	203	So.	Smyrna, Ga. (Pace)
29	Lloyd, Dallas	SS	6-3	207	Sr.	Pleasant Grove, Utah (Pleasant Grove)
31	Branch, Mustafa	ILB	5-11	218	Fr.	Bellevue, Wash. (Bellevue)
32	Alfieri, Joey	OLB	6-3	240	So.	Portland, Ore. (Jesuit)
33	Tyler, Mike	OLB	6-5	234	Jr.	Brecksville, Ohio (Brecksville-Broadview Heights)
34	Kalambayi, Peter	OLB	6-3	242	Jr.	Matthews, N.C. (Butler)
34	Ukropina, Conrad	K	6-1	193	Sr.	Pasadena, Calif. (Loyola)
35	Marx, Daniel	FB	6-2	254	So.	Trabuco Canyon, Calif. (Mission Viejo)
38	Pippens, Ra'Chard	CB	6-2	204	5th	McDonough, Ga. (Ola)
42	McFadden, Pat	RB	5-10	191	Jr.	Sunfish Lake, Minn. (St. Thomas Academy)
43	Beecher, Ryan	ILB	6-1	230	Fr.	Fresno, Calif. (San Joaquin Memorial)
44	Palma, Kevin	ILB	6-2	252	Jr.	Pixley, Calif. (Mission Oak)
45	Chandler, Calvin	FS	6-2	197	Jr.	Lakewood, Wash. (Bellarmine)
46	Krishnamurthi, Sidhart	WR	5-11	175	Fr.	Saratoga, Calif. (Harker)
47	Robinson, Alex	P	6-0	207	Jr.	College Park, Ga. (Woodward)
47	Yules, Sam	ILB	6-2	225	Sr.	Dartmouth, Mass. (Moses Brown [R.I.])
48	Anderson, Kevin	OLB	6-4	244	5th	Palo Alto, Calif. (Palo Alto)
49	Burik, Lewis	ILB	5-10	216	Fr.	Chicago, Ill. (St. Ignatius)
50	Shober, Sam	OLB	6-3	233	Sr.	Monroe, Wash. (Archbishop Murphy)
51	Garnett, Joshua	OG	6-5	321	Sr.	Puyallup, Wash. (Puyallup)
52	Shuler, Graham	C	6-4	285	Sr.	Franklin, Tenn. (Brentwood Academy)
52	Toohill, Casey	OLB	6-4	230	Fr.	San Diego, Calif. (Cathedral Catholic)
53	Rotto, Torsten	DE	6-2	262	5th	Woodbury, Minn. (Woodbury)
54	Wilson, Nick	OG	6-3	268	Fr.	Milton, Ga. (Milton)
55	Lohn, Nate	DE	6-3	270	Sr.	Kansas City, Mo. (Staley)
56	Annan, Wesley	DT	6-4	285	Fr.	Whitby, Ontario, Canada (Lake Forest [Ill.])
57	Caspers, Johnny	OG/C	6-4	300	Sr.	Glen Ellyn, Ill. (Glenbard West)
59	Jones, Craig	ILB	6-0	223	Sr.	Modesto, Calif. (Central Catholic)
60	Hinds, Lucas	OT	6-4	277	Jr.	Hyde Park, Mass. (Dexter)
62	Maihen, Austin	OG	6-5	280	Fr.	Dove Canyon, Calif. (Santa Margarita Catholic)
64	Bright, David	OG	6-5	294	Jr.	Yorba Linda, Calif. (Mater Dei)
65	Chaffin, Brian	C	6-2	278	Fr.	Harrisburg, N.C. (Charlotte Christian)
66	Davidson, Nick	OT	6-7	285	Sr.	Eden Prairie, Minn. (Eden Prairie)
66	Phillips, Harrison	DT/DE	6-4	278	So.	Omaha, Neb. (Millard West)
67	Miller, Reed	LS	6-2	216	Sr.	Encinitas, Calif. (Santa Fe Christian)
68	Keller, C.J.	LS	6-3	202	So.	Scottsdale, Ariz. (Brophy)
71	Fanaika, Brandon	OG	6-3	300	So.	Pleasant Grove, Utah (Pleasant Grove)
73	Burkett, Jesse	C/OG	6-4	295	So.	St. Augustine, Fla. (Bartram Trail)
74	Austin, Brendon	OG	6-6	300	5th	Parker, Colo. (Chaparral)
75	Hall, A.T.	OT	6-5	275	So.	Glendale, Ariz. (Brophy)
75	Watkins, Jordan	DE	6-5	273	Sr.	Decatur, Ga. (Woodward)
76	Dreyer, Jack	OT	6-8	286	Fr.	San Mateo, Calif. (Junipero Serra)
77	Tucker, Casey	OT	6-6	300	So.	Gilbert, Ariz. (Hamilton)
78	Murphy, Kyle	OT	6-7	301	Sr.	San Clemente, Calif. (San Clemente)
80	Cotton, Eric	TE	6-6	253	Jr.	Nampa, Idaho (Columbia)
81	Crane, Conner	WR	6-4	199	Sr.	Lantana, Texas (John H. Guyer)
82	Harrell, Chris	FB	6-4	244	Sr.	Missouri City, Texas (Elkins)
85	Foster, Treyvion	WR	6-1	213	Jr.	Boise, Idaho (Centennial)
86	Veach, Lane	OLB	6-6	235	So.	Chandler, Ariz. (Perry)
87	Snyder, Ben	TE	6-4	240	Fr.	Crystal Bay, Nev. (Incline)
88	Taboada, Greg	TE	6-5	244	Jr.	Atlanta, Ga. (Marist)
89	Cajuste, Devon	WR	6-4	227	5th	Seaford, N.Y. (Holy Cross)
90	Thomas, Solomon	DE/DT	6-3	271	So.	Coppell, Texas (Coppell)
97	Jackson, Dylan	DE	6-6	248	Fr.	Maryville, Tenn. (Maryville)
99	Kaumatule, Luke	OLB	6-7	278	Sr.	Honolulu, Hawaii (Punahou)

Letterwinners Returning - 47

Offense - 22
 Defense - 22
 Specialists - 3

Starters Returning - 11

Offense - 8

- Hogan (QB)
- Wright (RB)
- Cajuste (WR)
- Hooper (TE)
- Garnett (LG)
- Shuler (C)
- Caspers (RG)
- Murphy (RT)

Defense - 2

- K. Anderson (OLB)
- Martinez (ILB)

Specialists - 1

- Miller (LS)

Letterwinners Lost - 33

Offense - 15
 Defense - 15
 Specialists - 3

Starters Lost - 14

Offense - 3

- Peat (LT)
- Montgomery (WR)
- Ward (FB)

Defense - 9

- Parry (DT)
- H. Anderson (DE)
- Lueders (DE)
- Tarpley (ILB)
- Vaughters (OLB)
- Carter (CB)
- Lyons (CB)
- Richards (SS)
- Olugbode (NB)

Specialists - 2

- Rhyne (P)
- Williamson (K)

Alphabetical

No.	Name	Pos.	Ht.	Wt.	Yr.	Hometown (High School)
11	Alexander, Terrence	CB	5-10	182	So.	New Orleans, La. (John Curtis Christian)
32	Alfieri, Joey	OLB	6-3	240	So.	Portland, Ore. (Jesuit)
48	Anderson, Kevin	OLB	6-4	244	5th	Palo Alto, Calif. (Palo Alto)
56	Annan, Wesley	DT	6-4	285	Fr.	Whitby, Ontario, Canada (Lake Forest [Ill.])
19	Arcega-Whiteside, JJ	WR	6-3	207	Fr.	Inman, S.C. (Dorman)
74	Austin, Brendon	OG	6-6	300	5th	Parker, Colo. (Chaparral)
14	Bailey, Jake	P/K	6-2	186	Fr.	Solana, Calif. (Santa Fe Christian)
27	Barton, Sean	ILB	6-3	212	Fr.	North Salt Lake, Utah (Woods Cross)
27	Beall, Charlie	K	6-2	215	Fr.	Newport Coast, Calif. (St. Margaret's)
43	Beecher, Ryan	ILB	6-1	230	Fr.	Fresno, Calif. (San Joaquin Memorial)
31	Branch, Mustafa	ILB	5-11	218	Fr.	Bellevue, Wash. (Bellevue)
21	Brandt-Sims, Isaiah	WR	5-11	177	So.	Wenatchee, Wash. (Wenatchee)
64	Bright, David	OG	6-5	294	Jr.	Yorba Linda, Calif. (Mater Dei)
8	Buncom, Frank	CB	6-2	192	Fr.	San Diego, Calif. (Saint Augustine)
49	Burik, Lewis	ILB	5-10	216	Fr.	Chicago, Ill. (St. Ignatius)
73	Burkett, Jesse	C/OG	6-4	295	So.	St. Augustine, Fla. (Bartram Trail)
17	Burns, Ryan	QB	6-5	229	Jr.	Leesburg, Va. (Stone Bridge)
89	Cajuste, Devon	WR	6-4	227	5th	Seaforth, N.Y. (Holy Cross)
57	Caspers, Johnny	OG/C	6-4	300	Sr.	Glen Ellyn, Ill. (Glenbard West)
65	Chaffin, Brian	C	6-2	278	Fr.	Harrisburg, N.C. (Charlotte Christian)
45	Chandler, Calvin	FS	6-2	197	Jr.	Lakewood, Wash. (Bellarmine)
10	Chryst, Keller	QB	6-5	233	So.	Palo Alto, Calif. (Palo Alto)
80	Cotton, Eric	TE	6-6	253	Jr.	Nampa, Idaho (Columbia)
81	Crane, Conner	WR	6-4	199	Sr.	Lantana, Texas (John H. Guyer)
66	Davidson, Nick	OT	6-7	285	Sr.	Eden Prairie, Minn. (Eden Prairie)
3	Davis, Noor	ILB	6-4	247	Sr.	Leesburg, Fla. (Leesburg)
76	Dreyer, Jack	OT	6-8	286	Fr.	San Mateo, Calif. (Junipero Serra)
9	Edwards, Ben	FS	6-0	191	Fr.	Jacksonville, Fla. (Trinity Christian)
71	Fanaika, Brandon	OG	6-3	300	So.	Pleasant Grove, Utah (Pleasant Grove)
28	Franklin, Denzel	SS	6-0	203	So.	Smyrna, Ga. (Pace)
85	Foster, Treyvion	WR	6-1	213	Jr.	Boise, Idaho (Centennial)
19	Gaertner, Ryan	CB	5-10	175	Jr.	Atherton, Calif. (Sacred Heart)
51	Garnett, Joshua	OG	6-5	321	Sr.	Puyallup, Wash. (Puyallup)
75	Hall, A.T.	OT	6-5	275	So.	Glendale, Ariz. (Brophy)
82	Harrell, Chris	FB	6-4	244	Sr.	Missouri City, Texas (Elkins)
21	Harris, Ronnie	CB	5-10	172	5th	Atlanta, Ga. (Westlake)
60	Hinds, Lucas	OT	6-4	277	Jr.	Hyde Park, Mass. (Dexter)
8	Hogan, Kevin	QB	6-4	218	5th	McLean, Va. (Gonzaga College [D.C.])
13	Holder, Alijah	CB	6-2	184	So.	Oceanside, Calif. (Oceanside)
18	Hooper, Austin	TE	6-4	248	Jr.	San Ramon, Calif. (De La Salle)
2	Irwin, Trenton	WR	6-2	199	Fr.	Valencia, Calif. (Hart)
97	Jackson, Dylan	DE	6-6	248	Fr.	Maryville, Tenn. (Maryville)
59	Jones, Craig	ILB	6-0	223	Sr.	Modesto, Calif. (Central Catholic)
11	Jordan, Dontonio	WR	5-11	199	Sr.	Hickory Creek, Texas (Lake Dallas)
34	Kalambayi, Peter	OLB	6-3	242	Jr.	Matthews, N.C. (Butler)
99	Kaumatule, Luke	OLB	6-7	278	Sr.	Honolulu, Hawaii (Punahou)
68	Keller, C.J.	LS	6-3	202	So.	Scottsdale, Ariz. (Brophy)
46	Krishnamurthi, Sidhart	WR	5-11	175	Fr.	Saratoga, Calif. (Harker)
29	Lloyd, Dallas	SS	6-3	207	Sr.	Pleasant Grove, Utah (Pleasant Grove)
55	Lohn, Nate	DE	6-3	270	Sr.	Kansas City, Mo. (Staley)
20	Love, Bryce	RB	5-10	184	Fr.	Wake Forest, N.C. (Wake Forest)
62	Maihen, Austin	OG	6-5	280	Fr.	Dove Canyon, Calif. (Santa Margarita Catholic)
4	Martinez, Blake	ILB	6-2	245	Sr.	Tucson, Ariz. (Canyon del Oro)
35	Marx, Daniel	FB	6-2	254	So.	Trabuco Canyon, Calif. (Mission Viejo)
5	McCaffrey, Christian	RB	6-0	201	So.	Castle Rock, Colo. (Valor Christian)
42	McFadden, Pat	RB	5-10	191	Jr.	Sunfish Lake, Minn. (St. Thomas Academy)
24	Meeks, Quenton	CB	6-2	195	Fr.	San Diego, Calif. (Del Norte)
67	Miller, Reed	LS	6-2	216	Sr.	Encinitas, Calif. (Santa Fe Christian)
23	Murphy, Alameen	CB	5-11	192	So.	Fort Washington, Md. (Friendly)
78	Murphy, Kyle	OT	6-7	301	Sr.	San Clemente, Calif. (San Clemente)
20	Okereke, Bobby	ILB	6-3	226	So.	Santa Ana, Calif. (Foothill)
6	Owusu, Francis	WR	6-3	212	Jr.	Oxnard, Calif. (Oaks Christian)
44	Palma, Kevin	ILB	6-2	252	Jr.	Pixley, Calif. (Mission Oak)
15	Perez, Jordan	ILB	6-2	219	So.	Carlsbad, Calif. (Carlsbad)
66	Phillips, Harrison	DT/DE	6-4	278	So.	Omaha, Neb. (Millard West)
38	Pippens, Ra'Chard	CB	6-2	204	5th	McDonough, Ga. (Ola)
3	Rector, Michael	WR	6-1	189	Sr.	Gig Harbor, Wash. (Bellarmine)

22	Reid, Justin	SS	6-1	195	Fr.	Prairieville, La. (Dutchtown)
47	Robinson, Alex	P	6-0	207	Jr.	College Park, Ga. (Woodward)
53	Rotto, Torsten	DE	6-2	262	5th	Woodbury, Minn. (Woodbury)
26	Sanders, Barry	RB	5-10	198	Sr.	Oklahoma City, Okla. (Heritage Hall)
17	Scarlett, Brennan	DE	6-4	264	5th	Portland, Ore. (Central Catholic)
25	Scarlett, Cameron	RB	6-1	220	Fr.	Portland, Ore. (Central Catholic)
9	Schultz, Dalton	TE	6-6	233	So.	South Jordan, Utah (Bingham)
7	Shittu, Aziz	DE/DT	6-3	279	Sr.	Atwater, Calif. (Buhach Colony)
50	Shober, Sam	OLB	6-3	233	Sr.	Monroe, Wash. (Archbishop Murphy)
52	Shuler, Graham	C	6-4	285	Sr.	Franklin, Tenn. (Brentwood Academy)
2	Simmons, Brandon	FS	6-0	189	So.	Mansfield, Texas (Timberview)
87	Snyder, Ben	TE	6-4	240	Fr.	Crystal Bay, Nev. (Incline)
13	Stallworth, Rollins	WR	6-4	210	5th	Reno, Nev. (McQueen)
88	Taboada, Greg	TE	6-5	244	Jr.	Atlanta, Ga. (Marist)
90	Thomas, Solomon	DE/DT	6-3	271	So.	Coppell, Texas (Coppell)
6	Thomas, Taijuan	CB	5-10	173	Jr.	Monroe, La. (Ouachita Parish)
52	Toohill, Casey	OLB	6-4	230	Fr.	San Diego, Calif. (Cathedral Catholic)
77	Tucker, Casey	OT	6-6	300	So.	Gilbert, Ariz. (Hamilton)
4	Tyler, Jay	WR	5-8	167	Fr.	Gretna, La. (Isidore Newman)
33	Tyler, Mike	OLB	6-5	234	Jr.	Brecksville, Ohio (Brecksville-Broadview Heights)
34	Ukropina, Conrad	K	6-1	183	Sr.	Pasadena, Calif. (Loyola)
86	Veach, Lane	OLB	6-6	235	So.	Chandler, Ariz. (Perry)
75	Watkins, Jordan	DE	6-5	273	Sr.	Decatur, Ga. (Woodward)
5	Whitfield, Kodi	SS	6-2	202	Sr.	Los Angeles, Calif. (Loyola)
15	Williams, Reagan	FB	6-3	218	Fr.	Jackson, Ohio (Jackson)
54	Wilson, Nick	OG	6-3	268	Fr.	Milton, Ga. (Milton)
22	Wright, Remound	RB	5-9	205	5th	Fort Wayne, Ind. (Bishop Dwenger)
47	Yules, Sam	ILB	6-2	225	Sr.	Dartmouth, Mass. (Moses Brown [R.I.])

Pronunciations

32	Joey Alfieri	ALF-ee-AIR-ee
56	Wesley Annan	uh-NON
19	JJ Arcega-Whiteside	ARE-say-GUH
8	Frank Buncom	BUNK-em
49	Lewis Burik	BYURR-ik
89	Devon Cajuste	DEV-un kuh-JOOST
65	Brian Chaffin	CHAIF-inn
10	Keller Chryst	KELL-uhr KRIST
3	Noor Davis	nor
76	Jack Dreyer	drier
71	Brandon Fanaika	fuH-NAH-kuh
46	Ryan Gaertner	gert-nur
82	Chris Harrell	hair-UHL
14	Dontonio Jordan	dawn-tone-ee-oh
34	Peter Kalambayi	CAL-am-BYE-ee
99	Luke Kaumatule	comma-TOO-lay
46	Sidhart Krishnamurthi	KRISH-nam-EARTHY
55	Nate Lohn	lone
62	Austin Maihen	MAY-hen
23	Alameen Murphy	AL-uh-MEAN
31	Mustafa Branch	moo-STOFF-uh
20	Bobby Okereke	oh-kuh-REE-kay
84	Thomas Oser	OH-sur
4	Francis Owusu	OH-woo-sue
38	Ra'Chard Pippens	ruh-shard
53	Torsten Rotto	tore-stin ROT-oh
17	Brennan Scarlett	BREN-inn
7	Aziz Shittu	uh-ZEEZ SHITT-too
50	Sam Shober	SHOW-burr
88	Greg Taboada	ta-BWAH-duh
6	Taijuan Thomas	TIE-juan
34	Conrad Ukropina	you-CROW-pee-nuh
15	Reagan Williams	RAY-ginn
22	Remound Wright	ruh-mond
47	Sam Yules	YOOLZ

Position

No.	Name	Pos.	Class
8	Hogan, Kevin	QB	5th
17	Burns, Ryan	QB	Jr.
10	Chryst, Keller	QB	So.
<hr/>			
22	Wright, Remound	RB	5th
26	Sanders, Barry	RB	Sr.
42	McFadden, Pat	RB	Jr.
5	McCaffrey, Christian	RB	So.
20	Love, Bryce	RB	Fr.
25	Scarlett, Cameron	RB	Fr.
<hr/>			
82	Harrell, Chris	FB	Sr.
35	Marx, Daniel	FB	So.
15	Williams, Reagan	FB	Fr.
<hr/>			
89	Cajuste, Devon	WR	5th
13	Stallworth, Rollins	WR	5th
81	Crane, Conner	WR	Sr.
13	Jordan, Dontonio	WR	Sr.
3	Rector, Michael	WR	Sr.
85	Foster, Trevvion	WR	Jr.
6	Owusu, Francis	WR	Jr.
21	Brandt-Sims, Isaiah	WR	So.
19	Arcega-Whiteside, JJ	WR	Fr.
2	Irwin, Trenton	WR	Fr.
46	Krishnamurthi, Sidhart	WR	Fr.
4	Tyler, Jay	WR	Fr.
<hr/>			
80	Cotton, Eric	TE	Jr.
18	Hooper, Austin	TE	Jr.
88	Taboada, Greg	TE	Jr.
9	Schultz, Dalton	TE	So.
87	Snyder, Ben	TE	Fr.
<hr/>			
52	Shuler, Graham	C	Sr.
73	Burkett, Jesse	C	So.
65	Chaffin, Brian	C	Fr.
<hr/>			
74	Austin, Brendon	OG	5th
57	Caspers, Johnny	OG	Sr.
51	Garnett, Joshua	OG	Sr.
64	Bright, David	OG	Jr.
71	Fanaika, Brandon	OG	So.
62	Maihen, Austin	OG	Fr.
54	Wilson, Nick	OG	Fr.
<hr/>			
66	Davidson, Nick	OT	Sr.
78	Murphy, Kyle	OT	Sr.
60	Hinds, Lucas	OT	Jr.
75	Hall, A.T.	OT	So.
77	Tucker, Casey	OT	So.
76	Dreyer, Jack	OT	Fr.

No.	Name	Pos.	Class
53	Rotto, Torsten	DE	5th
17	Scarlett, Brennan	DE	5th
55	Lohn, Nate	DE	Sr.
7	Shittu, Aziz	DE	Sr.
75	Watkins, Jordan	DE	Sr.
66	Phillips, Harrison	DE	So.
90	Thomas, Solomon	DE	So.
56	Annan, Wesley	DE	Fr.
97	Jackson, Dylan	DE	Fr.
<hr/>			
3	Davis, Noor	ILB	Sr.
4	Martinez, Blake	ILB	Sr.
59	Jones, Craig	ILB	Sr.
47	Yules, Sam	ILB	Sr.
44	Palma, Kevin	ILB	Jr.
20	Okereke, Bobby	ILB	So.
15	Perez, Jordan	ILB	So.
27	Barton, Sean	ILB	Fr.
43	Beecher, Ryan	ILB	Fr.
49	Burik, Lewis	ILB	Fr.
31	Branch, Mustafa	ILB	Fr.
<hr/>			
48	Anderson, Kevin	OLB	5th
99	Kaumatule, Luke	OLB	Sr.
50	Shober, Sam	OLB	Sr.
34	Kalambayi, Peter	OLB	Jr.
33	Tyler, Mike	OLB	Jr.
32	Alfieri, Joey	OLB	So.
86	Veach, Lane	OLB	So.
52	Toohill, Casey	OLB	Fr.
<hr/>			
21	Harris, Ronnie	CB	5th
38	Pippens, Ra'Chard	CB	5th
19	Gaertner, Ryan	CB	Jr.
6	Thomas, Taijuan	CB	Jr.
11	Alexander, Terrence	CB	So.
13	Holder, Alijah	CB	So.
23	Murphy, Alameen	CB	So.
8	Buncom, Frank	CB	Fr.
24	Meeks, Quenton	CB	Fr.
<hr/>			
45	Chandler, Calvin	FS	Jr.
2	Simmons, Brandon	FS	So.
9	Edwards, Ben	FS	Fr.
<hr/>			
29	Lloyd, Dallas	SS	Sr.
5	Whitfield, Kodi	SS	Sr.
28	Franklin, Denzel	SS	So.
22	Reid, Justin	SS	Fr.
<hr/>			
47	Robinson, Alex	P	Jr.
<hr/>			
27	Beall, Charlie	K	Fr.
<hr/>			
34	Ukropina, Conrad	K	Sr.
<hr/>			
14	Bailey, Jake	P/K	Fr.
<hr/>			
67	Miller, Reed	LS	Sr.
68	Keller, C.J.	LS	So.

Class

No.	Name	Pos.	Class
8	Hogan, Kevin	QB	5th
13	Stallworth, Rollins	WR	5th
17	Scarlett, Brennan	DE	5th
21	Harris, Ronnie	CB	5th
22	Wright, Remound	RB	5th
38	Pippens, Ra'Chard	CB	5th
48	Anderson, Kevin	OLB	5th
53	Rotto, Torsten	DE	5th
74	Austin, Brendon	OG	5th
89	Cajuste, Devon	WR	5th
<hr/>			
3	Davis, Noor	ILB	Sr.
3	Rector, Michael	WR	Sr.
4	Martinez, Blake	ILB	Sr.
5	Whitfield, Kodi	SS	Sr.
7	Shittu, Aziz	DE/DT	Sr.
11	Jordan, Dontonio	WR	Sr.
26	Sanders, Barry	RB	Sr.
29	Lloyd, Dallas	SS	Sr.
34	Ukropina, Conrad	K	Sr.
47	Yules, Sam	ILB	Sr.
50	Shober, Sam	OLB	Sr.
51	Garnett, Joshua	OG	Sr.
52	Shuler, Graham	C	Sr.
55	Lohn, Nate	DE	Sr.
57	Caspers, Johnny	OG	Sr.
59	Jones, Craig	ILB	Sr.
66	Davidson, Nick	OT	Sr.
67	Miller, Reed	LS	Sr.
75	Watkins, Jordan	DE	Sr.
78	Murphy, Kyle	OT	Sr.
81	Crane, Conner	WR	Sr.
82	Harrell, Chris	FB	Sr.
99	Kaumatule, Luke	OLB	Sr.
<hr/>			
6	Owusu, Francis	WR	Jr.
6	Thomas, Taijuan	CB	Jr.
17	Burns, Ryan	QB	Jr.
18	Hooper, Austin	TE	Jr.
19	Gaertner, Ryan	CB	Jr.
33	Tyler, Mike	OLB	Jr.
34	Kalambayi, Peter	OLB	Jr.
42	McFadden, Pat	RB	Jr.
44	Palma, Kevin	ILB	Jr.
45	Chandler, Calvin	FS	Jr.
47	Robinson, Alex	P	Jr.
60	Hinds, Lucas	OT	Jr.
64	Bright, David	OG	Jr.
80	Cotton, Eric	TE	Jr.
85	Trevvion, Foster	WR	Jr.
88	Taboada, Greg	TE	Jr.

No.	Name	Pos.	Class
2	Simmons, Brandon	FS	So.
5	McCaffrey, Christian	RB	So.
9	Schultz, Dalton	TE	So.
10	Chryst, Keller	QB	So.
11	Alexander, Terrence	CB	So.
13	Holder, Alijah	CB	So.
15	Perez, Jordan	ILB	So.
20	Okereke, Bobby	ILB	So.
21	Brandt-Sims, Isaiah	WR	So.
23	Murphy, Alameen	CB	So.
28	Franklin, Denzel	SS	So.
32	Alfieri, Joey	OLB	So.
35	Marx, Daniel	FB	So.
66	Phillips, Harrison	DT/DE	So.
68	Keller, C.J.	LS	So.
71	Fanaika, Brandon	OG	So.
73	Burkett, Jesse	C	So.
75	Hall, A.T.	OT	So.
77	Tucker, Casey	OT	So.
86	Veach, Lane	OLB	So.
90	Thomas, Solomon	DE/DT	So.
<hr/>			
2	Irwin, Trenton	WR	Fr.
4	Tyler, Jay	WR	Fr.
8	Buncom, Frank	CB	Fr.
9	Edwards, Ben	FS	Fr.
14	Bailey, Jake	P/K	Fr.
15	Williams, Reagan	FB	Fr.
19	Arcega-Whiteside, JJ	WR	Fr.
20	Love, Bryce	RB	Fr.
22	Reid, Justin	SS	Fr.
24	Meeks, Quenton	CB	Fr.
25	Scarlett, Cameron	RB	Fr.
27	Barton, Sean	ILB	Fr.
27	Beall, Charlie	K	Fr.
31	Branch, Mustafa	ILB	Fr.
43	Beecher, Ryan	ILB	Fr.
46	Krishnamurthi, Sidhart	WR	Fr.
49	Burik, Lewis	ILB	Fr.
52	Toohill, Casey	OLB	Fr.
54	Wilson, Nick	OG	Fr.
56	Annan, Wesley	DE	Fr.
62	Maihen, Austin	OG	Fr.
65	Chaffin, Brian	C	Fr.
76	Dreyer, Jack	OT	Fr.
87	Snyder, Ben	TE	Fr.
97	Jackson, Dylan	DE	Fr.

Geographical

No.	Name	Pos.	Yr.	Hometown (High School)
4	Martinez, Blake	ILB	Sr.	Tucson, Ariz. (Canyon del Oro)
75	Hall, A.T.	OT	So.	Glendale, Ariz. (Brophy)
68	Keller, C.J.	LS	So.	Scottsdale, Ariz. (Brophy)
77	Tucker, Casey	OT	So.	Gilbert, Ariz. (Hamilton)
86	Veach, Lane	OLB	So.	Chandler, Ariz. (Perry)
56	Annan, Wesley	DT	Fr.	Whitby, Ontario, Canada (Lake Forest [Ill.])
48	Anderson, Kevin	OLB	5th	Palo Alto, Calif. (Palo Alto)
14	Bailey, Jake	P/K	Fr.	Solana, Calif. (Santa Fe Christian)
27	Beall, Charlie	K	Fr.	Newport Coast, Calif. (St. Margaret's)
43	Beecher, Ryan	ILB	Fr.	Fresno, Calif. (San Joaquin Memorial)
64	Bright, David	OG	Jr.	Yorba Linda, Calif. (Mater Dei)
8	Buncom, Frank	CB	Fr.	San Diego, Calif. (Saint Augustine)
10	Chryst, Keller	QB	So.	Palo Alto, Calif. (Palo Alto)
76	Dreyer, Jack	OT	Fr.	San Mateo, Calif. (Junipero Serra)
19	Gaertner, Ryan	CB	Jr.	Atherton, Calif. (Sacred Heart)
13	Holder, Alijah	CB	So.	Oceanside, Calif. (Oceanside)
18	Hooper, Austin	TE	Jr.	San Ramon, Calif. (De La Salle)
2	Irwin, Trenton	WR	Fr.	Valencia, Calif. (Hart)
59	Jones, Craig	ILB	Sr.	Modesto, Calif. (Central Catholic)
46	Krishnamurthi, Sidhart	WR	Fr.	Saratoga, Calif. (Harker)
62	Maihen, Austin	OG	Fr.	Dove Canyon, Calif. (Santa Margarita Catholic)
35	Marx, Daniel	FB	So.	Trabuco Canyon, Calif. (Mission Viejo)
24	Meeks, Quenton	CB	Fr.	San Diego, Calif. (Del Norte)
67	Miller, Reed	LS	Sr.	Encinitas, Calif. (Santa Fe Christian)
78	Murphy, Kyle	OT	Sr.	San Clemente, Calif. (San Clemente)
20	Okereke, Bobby	ILB	So.	Santa Ana, Calif. (Foothill)
6	Owusu, Francis	WR	Jr.	Oxnard, Calif. (Oaks Christian)
44	Palma, Kevin	ILB	Jr.	Pixley, Calif. (Mission Oak)
15	Perez, Jordan	ILB	So.	Carlsbad, Calif. (Carlsbad)
7	Shittu, Aziz	DE/DT	Sr.	Atwater, Calif. (Buhach Colony)
52	Toohill, Casey	OLB	Fr.	San Diego, Calif. (Cathedral Catholic)
34	Ukropina, Conrad	K	Sr.	Pasadena, Calif. (Loyola)
5	Whitfield, Kodi	SS	Sr.	Los Angeles, Calif. (Loyola)
74	Austin, Brendon	OG	5th	Parker, Colo. (Chaparral)
5	McCaffrey, Christian	RB	So.	Castle Rock, Colo. (Valor Christian)
73	Burkett, Jesse	C/OG	So.	St. Augustine, Fla. (Bartram Trail)
3	Davis, Noor	ILB	Sr.	Leesburg, Fla. (Leesburg)
9	Edwards, Ben	FS	Fr.	Jacksonville, Fla. (Trinity Christian)
28	Franklin, Denzel	SS	So.	Smyrna, Ga. (Pace)
21	Harris, Ronnie	CB	5th	Atlanta, Ga. (Westlake)
38	Pippens, Ra'Chard	CB	5th	McDonough, Ga. (Ola)
47	Robinson, Alex	P	Jr.	College Park, Ga. (Woodward)
88	Taboada, Greg	TE	Jr.	Atlanta, Ga. (Marist)
75	Watkins, Jordan	DE	Sr.	Decatur, Ga. (Woodward)
54	Wilson, Nick	OG	Fr.	Milton, Ga. (Milton)
99	Kaumatulue, Luke	OLB	Sr.	Honolulu, Hawaii (Punahou)
80	Cotton, Eric	TE	Jr.	Nampa, Idaho (Columbia)
85	Foster, Treyvion	WR	So.	Boise, Idaho (Centennial)
49	Burik, Lewis	ILB	Fr.	Chicago, Ill. (St. Ignatius)
57	Caspers, Johnny	OG/C	Sr.	Glen Ellyn, Ill. (Glenbard West)
22	Wright, Remound	RB	5th	Fort Wayne, Ind. (Bishop Dwenger)
11	Alexander, Terrence	CB	So.	New Orleans, La. (John Curtis Christian)

No.	Name	Pos.	Yr.	Hometown (High School)
22	Reid, Justin	SS	Fr.	Prairieville, La. (Dutchtown)
6	Thomas, Taijuan	CB	Jr.	Monroe, La. (Ouachita Parish)
4	Tyler, Jay	WR	Fr.	Gretna, La. (Isidore Newman)
23	Murphy, Alameen	CB	So.	Fort Washington, Md. (Friendly)
60	Hinds, Lucas	OT	Jr.	Hyde Park, Mass. (Dexter)
47	Yules, Sam	ILB	Sr.	Dartmouth, Mass. (Moses Brown [R.I.])
66	Davidson, Nick	OT	Sr.	Eden Prairie, Minn. (Eden Prairie)
42	McFadden, Pat	RB	Jr.	Sunfish Lake, Minn. (St. Thomas Academy)
53	Rotto, Torsten	DE	5th	Woodbury, Minn. (Woodbury)
55	Lohn, Nate	DE	Sr.	Kansas City, Mo. (Staley)
66	Phillips, Harrison	DT/DE	So.	Omaha, Neb. (Millard West)
87	Snyder, Ben	TE	Fr.	Crystal Bay, Nev. (Incline)
13	Stallworth, Rollins	WR	5th	Reno, Nev. (McQueen)
89	Cajuste, Devon	WR	5th	Seaford, N.Y. (Holy Cross)
65	Chaffin, Brian	C	Fr.	Harrisburg, N.C. (Charlotte Christian)
34	Kalambayi, Peter	OLB	Jr.	Matthews, N.C. (Butler)
20	Love, Bryce	RB	Fr.	Wake Forest, N.C. (Wake Forest)
33	Tyler, Mike	OLB	Jr.	Brecksville, Ohio (Brecksville-Broadview Heights)
15	Williams, Reagan	FB	Fr.	Jackson, Ohio (Jackson)
26	Sanders, Barry	RB	Sr.	Oklahoma City, Okla. (Heritage Hall)
32	Alfieri, Joey	OLB	So.	Portland, Ore. (Jesuit)
17	Scarlett, Brennan	DE	5th	Portland, Ore. (Central Catholic)
25	Scarlett, Cameron	RB	Fr.	Portland, Ore. (Central Catholic)
19	Arcega-Whiteside, JJ	WR	Fr.	Inman, S.C. (Dorman)
97	Jackson, Dylan	DE	Fr.	Maryville, Tenn. (Maryville)
52	Shuler, Graham	C	Sr.	Franklin, Tenn. (Brentwood Academy)
81	Crane, Conner	WR	Sr.	Lantana, Texas (John H. Guyer)
82	Harrell, Chris	FB	Sr.	Missouri City, Texas (Elkins)
11	Jordan, Dontonio	WR	Sr.	Hickory Creek, Texas (Lake Dallas)
2	Simmons, Brandon	FS	So.	Mansfield, Texas (Timberview)
90	Thomas, Solomon	DE/DT	So.	Coppell, Texas (Coppell)
27	Barton, Sean	ILB	Fr.	North Salt Lake, Utah (Woods Cross)
71	Fanaika, Brandon	OG	So.	Pleasant Grove, Utah (Pleasant Grove)
29	Lloyd, Dallas	SS	Sr.	Pleasant Grove, Utah (Pleasant Grove)
9	Schultz, Dalton	TE	So.	South Jordan, Utah (Bingham)
17	Burns, Ryan	QB	Jr.	Leesburg, Va. (Stone Bridge)
8	Hogan, Kevin	QB	5th	McLean, Va. (Gonzaga College [D.C.])
21	Brandt-Sims, Isaiah	WR	So.	Wenatchee, Wash. (Wenatchee)
45	Chandler, Calvin	FS	Jr.	Lakewood, Wash. (Bellarmine)
51	Garnett, Joshua	OG	Sr.	Puyallup, Wash. (Puyallup)
31	Branch, Mustafa	ILB	Fr.	Bellevue, Wash. (Bellevue)
3	Rector, Michael	WR	Sr.	Gig Harbor, Wash. (Bellarmine)
50	Shober, Sam	OLB	Sr.	Monroe, Wash. (Archbishop Murphy)

Season Preview

David Shaw enters his fifth season as the Bradford M. Freeman Director of Football at Stanford, where he has posted an overall record of 42-12 and has led the Cardinal to four consecutive bowl appearances and two Pac-12 Championships. Last season, Stanford lost four close games while posting an 8-5 record, but finished strong with decisive victories against Cal, UCLA and Maryland in the Foster Farms Bowl.

• Bradford M. Freeman Director of Football David Shaw

"After going back and watching every game repeatedly this offseason, we still go back to execution. The games that we execute and play well and put guys in position to make plays, we do extremely well. I do think our defense will be fine, will be able to hold up and make some plays. I think we need to get more turnovers. We've pushed that. Coach (Lance) Anderson has really harped on that this whole off-season.

"True momentum doesn't carry over from one season to the next. But I think the two things that have stayed with us are: No. 1, the lesson learned is we can't wait until the end of the season to play our best football. That point has been driven home. We don't want to start a practice slowly. Let's start the season in full stride, playing at a high level. That's the biggest lesson learned from last year. We had the ability, but we messed around too much and didn't make enough plays to allow ourselves to play at a high level.

"The second thing that has come through is we're as good as anybody. When we play at a high level, we're as good as anybody across the nation. The onus goes on us as coaches and players to play at a high level. Let's put the pressure on us. If somebody comes out and beats us, fine. But we're going to play our best football and they're going to beat a good football team if they're going to beat us. But we're not going to beat ourselves and give games away, and that's how we felt. Games were in our grasp and we didn't go take them. We don't ever want to be in that position again.

"The biggest lesson for me for last year was that it was the first year I allowed the expectations to be a burden. We've always had expectations and expect to play as well as anybody. This past year was the first year as an entire team we didn't handle that very well at all. We didn't respond to difficult situations as well as we had. As much as we want to be as good as anybody and put the pressure on ourselves to win our games, we also have to be able to play loose and play with confidence and play light. We played heavy last year, especially at the beginning of the season. I think we had too many things going on -- back-to-back Rose Bowls, what Kevin Hogan has done. I think too much was put on Kevin's shoulders and too much was put on Ty Montgomery's shoulders. So much of that was carried around by our guys instead saying, 'You know what? We still get to go play football. Let's just go play.' And at the end of the year, that's what you saw. You saw a team that was playing fast and loose and playing at a high level. That's the team we need to be."

• Andrew Luck Director of Offense Mike Bloomgren

"I think the best thing we saw in the spring was the leadership of Kevin Hogan and how demanding he was of his teammates, which was awesome. He is holding them accountable and wanting to make sure things are done the right way. Kevin is at the point where he is not learning anything for the first time. He's absolutely a coach on the field. Having a quarterback back for his fourth year and a guy that really knows the system and is holding his teammates accountable is really exciting for us as a coaching staff.

"For the most part, there will be subtle changes. But we certainly feel like we have the ability, just like we have in years past, to jump from two backs and three tight ends on the field, to the next play lining up in some kind of empty formation knowing that Kevin can manage that.

"Our goal is to score every time we touch the ball. We're going to worry about what we can control and what we need to do as an offense. The biggest jump I want to see is on the scoreboard. I love the way we ended last season and there are a lot of processes that get you there. One way to be an efficient offense is to have a great third-down conversion percentage, and then be great in the red zone.

"It's no secret why we were having success as the year went on. We were doing really well in situational football. It all works together, but when you're good on first and second down, it's gets you in third-and-manageable, and then you convert those and you get a new set of sticks and you end up in the red zone. And when you convert those and put points on the board, life's good and this game is really easy.

"At the end last year, a lot of people deserve credit for the way it went. It's really easy to say the offensive line grew up and played their best football, because I do think that's true. But at the end of the day, the quarterback played better than he had before, which is where we set the bar; we expect him to play well. In addition to that, you had two runners who played outstanding in Christian McCaffrey and Remound Wright. They were electric players. And then you look what happened down the field, we had some moments with our tight ends and some big plays with Devon Cajuste and Michael Rector in the UCLA game. Just great stuff.

"McCaffrey did everything from play slot receiver to tailback. We're going to do a good job of getting the ball in his hands and giving him a chance to get it started. I think we all trust that he'll do really good things once he has the ball in his hands.

"We have some young receivers coming in Trenton Irwin and J.J. Arcega-Whiteside and some other guys that might step up; the tight end position looks like it might be back to 2012 with guys we can count on. There will be some competition and it's going to be fun."

• Willie Shaw Director of Defense Lance Anderson

"We're definitely young and inexperienced, but I was really encouraged in the spring with how hard those guys competed and how much progress they made. So even though we don't have a lot of experience, I still feel good about the group.

"Blake Martinez is going to be a real leader for us. He had a great year last year and we expect the same thing this year. Kevin Anderson has been a real solid contributor during his career here and his last year we expect him to step up and be even better. Ronnie Harris started several games in the secondary and gives us some experience.

"Some other guys who didn't start, but played a significant amount were guys like Peter Kalambayi, who had a great spring; Kodi Whitfield and Dallas Lloyd looked really good at safety. I think they will be solid. We repped several guys in there, including Brandon Simmons, Denzel Franklin and Calvin Chandler. At corner, it's still a real battle. Ronnie didn't participate in the spring and comes back as a starter. In the spring, Alameen Murphy and Alijah Holder really stepped up, but there's still so many guys in the mix like Terrence Alexander and Ra'Chard Pippens. That battle is going to continue through fall camp.

"At inside linebacker opposite Blake, Kevin Palma and Jordan Perez are battling for that spot along with Noor Davis. At outside linebacker, Kalambayi and Anderson look strong. Right behind them, Mike Tyler, Luke Kaumatule and Joey Alfieri will be in the mix as well.

"On the defensive line, we're kind of starting from scratch. Harrison Phillips did get some playing time last year that will benefit him; Aziz Shittu is back from injury; Solomon Thomas battled through injuries in the spring; our incoming transfer, Brennan Scarlett, we'll see what he does; Torsten Rotto, Jordan Watkins, Nate Lohn are all in the wide open competition

"Our expectations haven't changed. But the facts are that we are young and inexperienced. I know there are probably going to be mistakes that we haven't had in the past and you don't like to see; that just sometimes happens with young players. But I hope we can get as many of those things out of the way in fall camp as we possibly can. We made a lot of progress in the spring and I hope we do the same thing in fall camp, so that by the time we get to the games we don't see as many mistakes and guys are jelling and developing that chemistry. We like the talent and kind of kids we have and still hope to play at a high level.

"My attitude is we are reloading. We recruited these guys because we think they can play. Now they get their opportunity because the guys ahead of them have moved on. We expect when they get their opportunity they will step in and perform.

"It's always hard to predict whether the freshmen can contribute, but I think there are going to be some guys to do so. We are so young in the secondary, that it's conceivable one of them could come in and make an immediate impact -- whether it's Quenton Marks, Frank Buncom IV, Ben Edwards or Justin Reid. On the line, maybe Dylan Jackson or Wesley Annan could find their way into the mix. We are also intrigued by inside linebacker Sean Barton, who has returned from a two-year church mission. He is so fast, explosive and dynamic."

• Special Teams Coordinator Pete Alamar

"Conrad Ukropina returns as our place kicker with the graduation of Jordan Williamson. Two years ago, he got game experience when Jordan got hurt. He showed a lot of improvement in spring. Walk-on Charlie Beall will have a chance to compete with Conrad. The wildcard is freshman Jake Bailey, who is a combo guy that can kick and punt. I would really like to see Jake compete for the punting job, which is wide open, and kickoffs, which is where he'll make his presence felt earliest in his career.

"I think you turn over every stone. If those other guys are struggling in camp, then we're going to have to maybe switch gears a little bit. We'll keep Jake fresh on the field goal side of it, too.

"On the punting side of it, we have Alex Robinson returning. He and Jake will compete for the punting job. Both of those jobs are open for competition. We will try to breed some competitive drills in the middle of camp to try and bring some of it along, because one of the biggest challenges will be possibly trotting a freshman out to punt and or kick in a big stadium on the road.

"Our most solidified spots are at long snapper with Reed Miler and C.J. Keller.

"As for our returners, I think Christian McCaffrey is extremely talented and he did a really nice job in the bowl game returning punts. He is a big-play guy and has the potential to be a very good kickoff returner. Barry Sanders has done some punt return work and is a possible kickoff returner, as is Remound Wright. Dontonio Jordan, Michael Rector, Tajuuan Thomas and freshman Jay Tyler are very explosive. Tyler was a quarterback in high school and the first punt he caught, he took it to the house. Kodi Whitfield is a natural punt returner and he's our safety net.

"I look for Joey Alfieri, Jordan Perez and Bobby Okereke to head up our coverage teams. We have so many good athletes, it's just a question of where do they fit in best. Our job is real estate acquisition: we want to keep the offense on a short field and put the defense on a long field. That's how we can really help this football team."

• Assistant Coach Duane Akina (Defensive Backs)

"I was very encouraged by the end of spring. We're a young group and we are going to go through some growing pains. We lost a handful of guys, so there are concerns, but we've got some good athletes and it is a very competitive at every position. The more competition you have, the better chance of hitting your ceiling as a player. Every day counts.

"We have some young corners in Alijah Holder, Alameen Murphy, Terrence Alexander and

Ra'Chard Pippens. Ronnie Harris didn't go through any spring ball and in some ways that was a blessing. Taijuan Thomas might be the most athletic of the group. He and Terrence got looks at nickel and Ronnie has played nickel. I always like having a corner who played nickel.

"The mental side of the game is very big with me. A couple of those kids really surprised me at how quickly they were learning.

"At the safety position, obviously we will miss Zach Hoffpauir. But I thought Kodi Whitfield had a great spring and he can also play that nickel position. In Dallas Lloyd, you can see that the reps were catching up with him, too. I've had a lot of success with quarterbacks moving over to the defensive secondary, because they see the game from the other side of it. And for both Dallas and Kodi coming over from offense and only being on defense for two years, the game is starting to slow down for them and they are starting to get a nice feel for it.

"The young sophomores -- Denzel Franklin and Brandon Simmons -- can run and hit. Now, it's just how they will continue to grow in learning the total coverage. I've always felt this is where we'll get our biggest growth: after spring ball to fall, there's going to be a huge jump with all these guys. It's a healthy competition."

• Assistant Coach Peter Hansen (Inside Linebackers)

"Blake Martinez is going to be a guy we count on both for leadership and playing experience. He can be as good as anybody in the conference and has all the measurables. He's extremely strong, he can move quickly and he can run fast. Something under the radar is his ability to cover. He can cover wide receivers and does a nice job in zone drops. His physicality -- knocking linemen backwards, knocking fullbacks backwards and tight end backwards -- is another strength.

"Kevin Palma got in almost every game last year at critical times and played legitimate downs for us and also played great in the spring. Our two freshmen last year, Bobby Okereke and Jordan Perez, had good springs and put themselves in the mix to get playing time and battle to start. They can both run, win collisions and know the scheme.

"Incoming freshman Mustafa Branch was a highlight film every game. Seeing him play in person matched his highlight film. He's a guy that's going to be around the ball and you can see that there are instincts there that you may not be able to coach.

"Sean Barton hasn't played in couple years, but he's been able to physically mature for two years, and that may let him be ready to contribute. One guy who had a phenomenal spring was walk-on Craig Jones. We definitely trust him at any point in the game. Mentally, he's as good as anybody in the room."

• Assistant Coach Randy Hart (Defensive Line)

"The challenge is getting everybody on the practice field and getting better. They wound up spring in decent shape, they all got good, quality reps, which should help them down the road. The reality is there is not a lot of depth. There were times when we had three or four guys on the practice field. Now, when we come back for fall camp, we'll have six guys with varsity experience and two freshmen coming in. We'll have the depth we're looking for and go from there.

"Aziz Shittu brings a lot to the table in that he can play the end or nose position. He's grown, gotten stronger and he's a leader. He's going to be a guy that when he's not in there, you're going to miss him.

When he got hurt last year, we had to put Harrison Phillips out there. He's put on some weight and hopefully we can get him going to where he can gain some confidence now and put some of the techniques that he learned last year into play and get better.

"Solomon Thomas improved playing against our offense. When the season ended, Thomas and Phillips were about even. Solomon has grown more confident with the techniques he learned from playing on the scout team. We're also hoping for big contributions from senior Jordan Watkins and Cal graduate transfer Brennan Scarlett.

"Schematically, we're going to do what we do. We're not complicated. We try to keep things basic. If we work hard, play hard and stick together, we'll be fine as a team."

• Assistant Coach Tavita Pritchard (Quarterbacks and Wide Receivers)

"Kevin Hogan finished last season very well. More importantly, we were very pleased with how the offense finished. It's the old adage in football that often times the quarterback gets too much credit when we win and too much blame when we lose. While Kevin was a big part of who we were, especially late last year, he really did have a strong end to the season and our offense followed suit.

"We would like to carry that momentum, and for Kevin, what that means is his progression as a leader has been as good as anything. A lot of what the public doesn't see is as important as it gets for Kevin. What he's doing right now in the weight room and on the practice field is vital to his success. His progression and maturity are allowing him to be an extension of our coaching staff.

"For Kevin, less is more. Take what's there; be a leader; and really move the chains and score points. That's his big goal and our goal as an offense is to be efficient, score points in the red zone and attack people.

"When you talk about the great quarterbacks in our program, there is no reason that Kevin's name shouldn't be mentioned. We need him to stay healthy and be in a position to help our team wins games. We're trying to accomplish things that we've never accomplished here. Kevin has a chance this year to leave his legacy as one of the better quarterbacks who has ever played here.

"The backup competition is still neck-and-neck between Ryan Burns and Keller Chryst. If they push each other to be at the highest level, then either option is going to be good.

"At the wide receiver position, the graduation of Ty Montgomery was a big loss. Devon Cajuste is back, and from a production standpoint, that's going to be a lynchpin. He's played a lot of football here and he's made a lot of plays. To a certain extent, Michael Rector has gotten lost in the mix. He's

made big plays over the years, but his big thing will be to show up more. It's a matter of him being consistent and he's well on his way to doing that.

"Francis Owusu missed a good portion of spring ball, so he's got some ground to make up. Conner Crane, Antonio Jordan and Rollins Stallworth are all in the mix. Isaiah Brandt-Sims is the fastest receiver on the team.

"If our freshmen come in and contribute early, that would be outstanding, because they would create depth at that position. Trenton Irwin is an excellent route runner and catches everything. JJ Arcega-Whiteside is very physical -- in the Cajuste mold -- and can create a matchup problem.

"We should always take advantage of our personnel. We want to make sure we put our guys in the best possible position to not only be successful but to excel. If the other team scores 10 points, we have to score 11; if they score 42, we have to score 43. We have to attack people in our conference and put points on the board."

• Assistant Coach Lance Taylor (Running Backs)

"I'm really excited about the group coming out of spring. Christian McCaffrey did a lot of nice things and has continued to improve in all areas and gotten bigger and put muscle on his frame. We're excited to see what he can do. The way Remound Wright ended last season really helped out football team down the stretch. He scored some big-time touchdowns for us. Barry Sanders had an outstanding spring. We're excited about all three of them.

"Last season when Christian came on, when knew pretty early that he was going to help our football team. We felt like he gave us an added dimension. Every time we gave him something, he did a great job, so we gave him more. They sky is the limit for Christian. He studies, he works hard, he's a great teammate, great leader. All those things that you love. That's what makes him special.

"The biggest thing that I was encouraged about with the group was they played hard and competed, but they played together and cheered for each other every time somebody would make a play. It's been a great environment coming out of spring. I really liked the way they played together as a group and not as individuals. Creating different matchups against the defenses is what's really going to be special about this group. They can all play, but they can also play together. We can use multiple backs at a time.

"Daniel Marx did a great job at fullback during spring and took all the first-team reps. The thing for Daniel last year was sitting behind a really great fullback in Lee Ward and getting to learn from one of the best. He ate that up and picked his brain.

"If our freshmen can come in and play, we will absolutely play them. We need to see if they can do it. I think there are some big opportunities for them.

"We know last year wasn't good enough. The way our guys have been preparing has been awesome. They're hungry. The way we ended the season was very positive. The sense is there and the hunger is there to want to start fast and finish strong so that every play counts. It's on everybody. We're excited to set that tempo early."

• Assistant Coach Morgan Turner (Tight Ends)

"We have four good tight ends and they're all going to play. It's going to be a wait-and-see approach with what happens in fall camp. We're going to put them in different positions and play them all over the field. They're all extremely versatile and will be asked to block and run routes.

"Eric Cotton, Austin Hooper and Greg Taboada have been here for two years and we're going to ask them to do more. With their size and speed and strength, they create mismatches, whether it's on a smaller defensive back or a bigger linebacker. With what they know now, we can line them up all over the field, which is exciting.

"Eric played wide for us last season and is getting more comfortable with the quarterbacks. He's out there blocking and doing what is needed. We will likely split Austin out more this year as a receiver and want to keep him fresh. He has great instincts, is able to get open, has great hands and can catch the ball over the middle. He's also a great blocker. We're not scared to match him up against anybody at the line of scrimmage. Dalton Schultz has shown a lot in practice and has kept improving. He picked up the offense quickly and the older guys taught him not to re-learn everything in the spring. We're going to ask Greg to know everything, from fullback to receiver to all the tight end spots. He's going to find his role, more so as a receiver. Any spot we need him, he's there and we trust him.

"I absolutely see us using three tight ends in the game at the same time, like we did against Maryland in the Foster Farms Bowl. I might even try for four. It's a matchup issue for teams. I don't even know how you re-create it in scout team. We have to utilize that."



Terrence Alexander

Cornerback

5-10 • 182 • Sophomore
New Orleans, La. • John Curtis Christian

11

As a Freshman (2014)

- 13 games played
- 13 tackles (eight solo)
- One interception
- Career debut vs. UC Davis
- Four tackles (three solo) vs. Washington State
- Two solo tackles at Arizona State
- Three tackles at Oregon
- 46-yard interception return at Cal

The Alexander File

- Played at John Curtis Christian (La.) under head coach J.T. Curtis
- Led team to three state titles (2011-13)
 - John Curtis Christian out-scored its opponents in 2011-13 state title games, 100-16
- Nation's 28th-best cornerback by 247Sports, 32nd by Rivals, 36th by ESPN
- Top-20 Louisiana recruit by Scout, Rivals and 247Sports
- Four-star recruit by 247Sports
- 2013 Athlon Sports All-Louisiana first team
- 2013 all-state
- 32 tackles, 19 passes defended, four interceptions as a senior
 - Four touchdowns (one interception return, two punt returns, one kickoff return)
- 35 tackles, 15 passes defended, four interceptions as a junior
- 24 tackles, eight passes defended, one interception as a sophomore
- Three interceptions as a freshman
- Lettered in track and field as a sprinter
- Led team to indoor and outdoor state titles from 2011-13
- National Honor Society
- Born in New Orleans, La.
- Full name is Terrence Wesley Alexander
- Son of Bandele and Keisa Alexander
- Two siblings, Kenneth and Bailee

Career Statistics

INTERCEPTIONS	G	No.	Yds	TD	Lg	Avg/R	Avg/G			
2014	13	1	46	0	46	46.0	3.5			
TOTAL	13	1	46	0	46	46.0	3.5			

ALL PURPOSE	G	Rush	Rec	PR	KR	IR	Total	Avg/G			
2014	13	0	0	0	0	46	46	3.5			
TOTAL	13	0	0	0	0	46	46	3.5			

TACKLES	G	UA	A	Total	TFL	Yds	PD	FF	FR	Blkd
2014	13	8	5	13	0.0	0	1	0	0	0
TOTAL	13	8	5	13	0.0	0	1	0	0	0



Joey Alfieri

Outside Linebacker

6-3 • 240 • Sophomore
Portland, Ore. • Jesuit

32

As a Freshman (2014)

- Did not see action

The Alfieri File

- Prepped at Jesuit (Ore.) under head coach Ken Potter
 - Three-time varsity letterwinner at linebacker, fullback and running back
- Four-star recruit by Rivals, ESPN, Scout and 247Sports

- Oregon's top recruit by Scout and 247Sports, second by Rivals and ESPN
- Nation's 131st-best overall recruit by Scout, 171st by Rivals, 237th by 247Sports
- Nation's 10th-best outside linebacker by Scout, 11th by Rivals
- 2013 6A all-state running back and linebacker
- 2013 Metro League Offensive Player of the Year
- 2013 team captain and MVP
- 2013 National Football Foundation Scholar-Athlete Award
- 2013 Nike Sparq National Top-10 finalist
- 2012 Metro League Defensive Player of the Year
- 1,712 yards rushing (9.7 yards/rush), 22 touchdowns and 60 tackles as a senior
- Campaign cut short after season-ending injury in eighth game
- 115 tackles, 1,000 yards rushing and 15 touchdowns as a junior
- 91 tackles as a sophomore
- Led team to pair of league titles and 2013 state runner-up
- Led team to 2013 6A state title
- National Honor Society
- Born in Portland, Ore.
- Full name is Joseph Angelo Alfieri
- Son of Phil and Kelly Alfieri
 - Father played football at Oregon State (1983-88)
 - Mother ran track at Oregon State (1984-88)
- Five siblings: Jamie, Nick, Anthony, Michael and Andy
 - Nick plays football at Georgetown



Kevin Anderson

Outside Linebacker

6-4 • 244 • Fifth-Year Senior
Palo Alto, Calif. • Palo Alto

48

As a Senior (2014)

- All-Pac-12 honorable mention
- 52 tackles (32 solo)
- 11.5 tackles for loss
- 5.5 sacks
- Four tackles vs. UC Davis
- Eight tackles (1.0 tackle for loss) vs. USC
- Four tackles, one fumble recovery vs. Army
- Seven tackles (five solo, 0.5 sack, 1.5 tackles for loss) at Washington
- Four tackles, 2.0 sacks at Notre Dame
- Team-high 10 tackles (4.0 tackles for loss, 1.0 sack) at Arizona State
- Three tackles, 1.0 sack vs. Oregon State
- Four tackles at Oregon
- Two tackles, 1.0 tackle for loss vs. Utah
- Three tackles at UCLA
- Two tackles, 0.5 sack vs. Maryland

As a Junior (2013)

- 14 games played
- 26 tackles (6.5 for loss), 1.5 sacks, one interception
- Two tackles (one for loss) and one pass breakup against UCLA
- Five tackles (three solo), 2.5 tackles for loss and 1.5 sacks for 15 yards at Oregon State
- Three tackles, 0.5 sack vs. Oregon
- Two tackles (1.0 for loss) vs. Notre Dame
- Two tackles vs. Arizona State in Pac-12 Championship Game
- Two tackles (1.0 for loss) vs. Michigan State in Rose Bowl
 - 40-yard interception returned for touchdown

As a Sophomore (2012)

- 14 games played as pass-rushing outside linebacker and on special teams
- Six tackles (2.0 for loss), 2.0 sacks

As a Freshman (2011)

- Did not see action
- Recipient of Greg Piers Team Award for outstanding scout team contributions
- Earning master's degree in sustainable design and construction

The Anderson File

- Graduated from Palo Alto (Calif.) and played under head coach Earl Hansen
- Nation's 41st-best defensive end prospect by Scout
- 110 tackles (22 for loss) with 11.5 sacks as a senior
- 2010 all-state first team by ESPN and Scout
- Led Palo Alto to 2010 CIF Division I State Bowl title with 15-13 win over Centennial
- 2010 Santa Clara Valley Athletic League Lineman of the Year
- 2010 Palo Alto Daily News Defensive Player of the Year
- 2010 San Jose Mercury News All-Santa Clara County
- Lettered in track and field, throwing the shot put and discus
- Born at Stanford Hospital
- Full name is Kevin James Anderson
- Son of Peter and Anne Anderson
- Two brothers, Michael and Jack
 - Michael played football at Yale
 - Jack plays football at Dartmouth
- Majoring in civil engineering

Career Statistics

TACKLES	G	UA	A	Total	TFL	Yds	PD	FF	FR	Blkd
2012	14	4	2	6	2.0	25	1	1	0	0
2013	14	10	16	26	6.5	31	2	0	0	0
2014	13	32	20	52	11.5	50	0	0	1	0
TOTAL	41	46	38	84	20.0	106	3	1	1	0

SACKS	G	UA	A	Total	Yds
2012	14	2	0	2.0	25
2013	14	1	1	1.5	15
2014	13	4	3	5.5	34
TOTAL	41	7	4	9.0	74



Wesley Annan
Defensive Tackle
 6-4 • 285 • Freshman
 Whitby, Ontario, Canada • Lake Forest Academy (Ill.)

56

The Annan File

- Prepped at Lake Forest Academy (Ill.) under head coach Robin Bowkett
- Three-star recruit by 247Sports
- Nation's 22nd-best defensive tackle by PrepStar, 31st by Rivals, 36th by 247Sports
- Illinois' fifth-best recruit by PrepStar, seventh by Rivals, 11th by 247Sports, 19th by Scout
- 2014 Champaign-Urbana News-Gazette all-state first team
- 2014 Chicago Tribune all-state special mention
- 2014 Pioneer Press all-area first team
- 50 tackles, 24 tackles for loss, 3.0 sacks, two pass breakups, two forced fumbles as a senior
- Two-time Chicago Catholic League all-conference
- 53 tackles (24.0 tackles for loss) as a junior
- Team's lineman of the year as a junior
- 2012 Ontario Varsity Football League Lineman of the Year
- Born in Toronto, Canada
- Full name is Wesley Nii Aryee Annan
- Son of Joseph and Genevieve Annan
- Two siblings, Denzel and Giselle
- McLaughlin Prize Award
- First generation Ghanaian-Canadian
- Enjoys writing poetry




JJ Arcega-Whiteside
Wide Receiver
 6-3 • 207 • Freshman
 Inman, S.C. • Dorman

19

The Arcega-Whiteside File

- Played at Dorman (S.C.) under head coach David Gutshall
- Nation's 45th-best wide receiver by PrepStar, 62nd by Rivals, 79th by 247Sports, 87th by Scout
- South Carolina's eighth-best recruit by Scout, ninth by Rivals and PrepStar, 10th by 247 Sports, 16th by ESPN
- 2015 Parade All-America first team
- 2014 South Carolina Gatorade Player of the Year
- 2014 South Carolina Mr. Football finalist
- School's career leader in receptions (207), receiving yards (3,779) and touchdowns (38)
 - 1,824 receiving yards and 20 touchdowns with school-record 108 receptions as a senior
 - 1,500 receiving yards and 16 touchdowns as a junior
 - 18.2 yards/catch as a three-year varsity starter
- Two-time all-state
- Two-time all-region
- Two-time all-area
- Team ranked 25th nationally by USA Today
- Lettered in basketball
 - 2014 McDonald's All-America nominee
 - 2014 all-state
 - 2014 team MVP
- Led team to three regional titles
- Lettered in track and field
 - 2014 all-state
 - Fourth in 100m at 2014 state meet
- All-state in three sports during 2013-14 season
- Born in Zaragoza, Spain
- Full name is Jose Joaquin Arcega-Whiteside
- Son of Joaquin Arcega and Valorie Whiteside
 - Mother played basketball professionally overseas and collegiately at Appalachian State
 - Father played basketball professionally overseas
- One sibling, Keenan
- Uncles, Fernando and Jose Arcega, played basketball for Spain in 1984 Summer Olympics
- Cousin, Taylor Sowell, played football at Duke
- Cousin, Gaila Proctor, played volleyball at Clemson
- Junior Scholar
- Beta Club
- National Honor Society
- Dorman Youth Association
- Stars Reading Program
- Learned English as third language
- Lived in several countries, including Spain, Portugal and Italy
- Moved to South Carolina at age six



Brendon Austin
Offensive Guard
 6-6 • 300 • Fifth-Year Senior
 Parker, Colo. • Chaparral

74

As a Senior (2014)

- 12 games played as an offensive lineman and on special teams
- Two games started
- Offensive line ranked 18th nationally in tackles for loss allowed (4.62/game), 42nd in sacks allowed (1.77/game)

As a Junior (2013)

- 13 games played as a reserve offensive lineman and on special teams

As a Sophomore (2012)

- 14 games played

As a Freshman (2011)

- Did not see action

The Austin File

- Graduated from Chaparral (Colo.) and played for head coach John Vogt
- PrepStar All-America
- Four-star recruit and nation's 14th-best offensive tackle by Scout
- Nation's 20th-best offensive tackle by Rivals
- Colorado's top recruit by Rivals and Scout
- SuperPrep All-America
- All-state (5A) and all-Continental League first team as a senior
- All-state (5A) and all-Southern League first team as a junior
- 2010 Continental League co-MVP
- Chaparral Iron Man Award as a junior for leadership both on and off the field
- Selected to 2011 Offense-Defense All-American Bowl Game
- Participated in 2010 U.S. Army National Combine as a junior
- Lettered in track and field (shot put and discus)
- Enjoys fishing, camping, hiking and traveling
- Born in Denver, Colo.
- Full name is Brendon Douglas Austin
- Son of Doug and Nada Austin
- Two brothers, Geoffrey and Dylan
- Majoring in public policy

**Jake Bailey****Punter • Kicker**6-2 • 186 • Freshman
Solana Beach, Calif. • Santa Fe Christian**14****The Bailey File**

- Played at Santa Fe Christian (Calif.) for head coach Jon Wallace
 - Attended same high school as Cardinal long snapper Reed Miller
- Nation's fourth-best kicker by ESPN
- Nation's sixth-best punter by 247Sports
- California's 97th-best recruit by ESPN
- 12 of 16 field goals made – including 54-yarder – as a senior
 - Made three field goals of 50 or more yards
- 26 of 27 extra points made as a senior
- 40 touchbacks on 47 kickoffs as a senior
- 44.1 yards/punt as a senior, including 71-yarder
- Led team to 2012 state runner-up, league and conference titles
- 2015 Cal-Hi Sports all-state second team
- 2014 All-CIF San Diego Section first team
- 2014 Coastal League Kicker of the Year
- Team's 2014 special teams MVP
- Team's 2012 special teams MVP
- Two-time San Diego Union Tribune All-Academic
- Tied CIF San Diego Section record with 106-yard interception return for touchdown
- Lettered in football, track and field, and soccer
- School record holder in long jump (21-4)
- 2013 CIF semifinalist in long jump and 4x100 relay
- Track and field 2013 team MVP
- Born in Phoenix, Ariz.
- Full name is Jacob Richard Bailey
- Son of Brad and Susan Bailey
- One sister, Aly
- California Scholarship Federation
- National Honor Society
- National Society of High School Scholars
- Fellowship of Christian Athletes
- Enjoys playing golf

**Sean Barton****Inside Linebacker**6-3 • 212 • Freshman
North Salt Lake, Utah • Woods Cross**27****The Barton File**

- Played at Woods Cross (Utah) and played for head coach Justin Spencer
- Signed in 2013 before serving a two-year LDS church mission in Benin
- Lettered four years while playing safety, outside linebacker, running back, receiver and tight end
- Also lettered in basketball and track
- Four-star recruit by Rivals and ESPN
- Nation's 21st-best safety by PrepStar
- Nation's 22nd-best safety by Rivals
- Nation's 36th-best outside linebacker by ESPN
- Nation's 40th-best outside linebacker by Scout
- Nation's 23rd-best athlete by 247Sports
- Tacoma News Tribune Western 100
- Utah's second-best prospect by Rivals
- Utah's third-best prospect by Scout, 247Sports and ESPN
- PrepStar All-American
- Offense-Defense All-American Bowl
- Semper Fidelis All-American Bowl
- Two-time 4A All-State first team
- Five-time KSL.com Player of the Week
- Led Woods Cross to 2012 4A Regional Co-Championship
- 62 tackles, seven tackles for loss, six sacks, four forced fumbles, six pass breakups as a senior
- 1,097 rushing yards (8.6 yard/carry), 443 receiving yards (29.5 yard/reception), 14 touchdowns as a senior
- 222 tackles, 36 tackles for loss, 15 sacks, 17 pass break ups during prep career
- 3,846 total yards and 43 touchdowns during prep career
- First team all-state in track as a junior
- Full name is Sean William Barton
- 2012 4A Region VI 100-meter champion
- Son of Carl and Leslie Barton
- One older brother, Dane
- Born in Bountiful, Utah

**Charles Donald Beall****Kicker**6-2 • 215 • Freshman
Newport Coast, Calif. • St. Margaret's Episcopal**27****The Beall File**

- Graduated from St. Margaret's Episcopal and played under head coach Steve Barbee
- Lettered in football (4) and soccer (1) at St. Margaret's Episcopal
- 2014 all-state
- 2012 and 2014 All-CIF
- 2012 and 2014 MVP Academy League kicker
- 2014 state finalist runner-up
- Made 19 of 24 field goals
- Career long field goal in competition is 62 yards
- Five-star kicker rating by Kohl's Kicking Camp
- National Honor Society
- St. Margaret's Episcopal senior scholar-athlete of the year
- High School Japanese Departmental Book Award winner
- National Football Foundation scholar-athlete
- College Football Hall of Fame scholar-athlete
- Full name is Charles D. Beall
- Son of Ken and Cher Beall
- Has two older sisters, Lauren Nelson and Danielle Watts



Ryan Beecher

Linebacker

6-1 • 230 • Freshman
Fresno, Calif. • San Joaquin Memorial

43

The Beecher File

- Graduated from San Joaquin Memorial (Calif.) and played under head coach Anthony Goston
- Lettered in football and basketball
- 2014 Fresno Bee Fab 50 football player
- 2014 team MVP
- 2014 team captain
- 2012, 2013, 2014 all-league
- 2013 team defensive MVP
- 2013 all-section defensive team honorable mention
- Led league in tackles in 2013
- 272 career tackles
- Started 32 straight games
- 2015 San Joaquin Memorial Male Athlete of the Year
- Four time academic all-league
- High school valedictorian
- Ranked No. 1 of 160 graduates at San Joaquin
- Wendy's High School Heisman California state finalist
- National Honor Society
- AP Scholar with Honor
- Dean's List
- Commendation in Religious Studies
- Social Science Department Standout
- Science Department Standout
- California Scholarship Federation
- Fresno Bee Academic All-Star nominee
- Full name is James Ryan Beecher
- Son of Jim and Julie Ryan Beecher
- Two siblings, Annabelle and Holden
- Mother, Julie Ryan Beecher '85, graduated from Stanford
- Aunt, Katie Ryan '90, graduated from Stanford
- Sister, Annabelle '17, attends Stanford
- Has attended Stanford football games since he was a child



Mustafa Branch


Inside Linebacker

5-11 • 218 • Freshman
Bellevue, Wash. • Bellevue

31

The Branch File

- Played football at Bellevue (Wash.) under head coach Butch Goncharoff
- Nation's 20th-best inside linebacker by Scout, 41st by 247Sports
- Nation's 51st-best outside linebacker by PrepStar, 55th by Rivals, 72nd by ESPN
- Washington's third-best recruit by PrepStar, eighth by Scout, 12th by ESPN, 17th by 247Sports
- 2014 Seattle Times all-state first team
- 2014 All-King County first team
- 2014 MaxPreps Medium Schools All-America second team
- 2014 American Family Insurance all-state first team
- 80 tackles, four interceptions (one returned for a score), two forced fumbles, one sack as a senior
- Led team to two state titles
- Team named 2012 national champions by Sports Illustrated
- Lettered in track and field
- Full name is Mustafa Sayid Branch
- Born in Seattle, Wash.
- Son of Andrea Branch
- Two siblings, Ashlie and Indigo
- Cousins, Deion and Cliff Branch, played professionally in the NFL
- Enjoys computer programming, hiking, finding new music and the Discovery Channel



Isaiah Brandt-Sims

Wide Receiver

5-11 • 177 • Sophomore
Lane Wenatchee, Wash. • Wenatchee

21

As a Freshman (2014)

- Did not see action

The Brandt-Sims File

- Played at Wenatchee (Wash.) under head coach Scott Devereaux
- Four-star recruit by 247Sports
- Top-10 Washington recruit by Scout, Rivals, 247Sports and ESPN
- Nation's 31st-best athlete by 247Sports, 46th by Rivals, 57th-best running back by Scout
- Three-time all-conference
- Two-time league MVP
- 2012 all-state
- 1,240 yards rushing on 165 carries, 13 scores and 1,595 all-purpose yards as a senior
- 1,400 yards rushing on 187 carries, 20 scores and 1,763 all-purpose yards as a junior
- 596 yards rushing on 101 carries, five scores and 1,490 all-purpose yards as a sophomore
- School record holder in career carries (513), rushing yards (3,740), rushing touchdowns (41), career touchdowns (52)
- 20 career 100-yard rushing games
- Single-game school record 38 rushing attempts vs. Gig Harbor
- Second all-time with 77 career receptions and 1,076 yards receiving
- 11 career touchdown receptions
- Letterwinner in track as sprinter
 - Four-time 4A 100m dash state champion
 - Four-time 4A 200m dash state champion
 - Washington's fastest sophomore ever in 100 and 200m
 - Washington's fastest freshman ever in 100, 200 and 400m
 - Top times: 60m (6.63), 100m (10.48), 200m (21.24), 400m (48.50)
- Born in Spokane, Wash.
- Full name is Isaiah Loren Brandt-Sims
- Son of Anthony Sims and Tracy Brandt
- One brother, Christian
- Hobbies include managing websites and creating apps



David Bright

Offensive Tackle

6-5 • 294 • Junior
Yorba Linda, Calif. • Mater Dei

64

As a Sophomore (2014)

- Pac-12 All-Academic honorable mention
- 13 games played

As a Freshman (2013)

- Did not see action

The Bright File

- Played at Mater Dei (Calif.) under head coach Bruce Rollinson
- Four-star recruit and nation's 38th-best offensive lineman by PrepStar
- Nation's 46th-best offensive guard by Scout
- California's 85th-best overall prospect by Rivals, 86th-best by Scout
- Selected to 2012 Cal State Game and West Coast Bowl
- 2012 PrepStar All-America
- 2012 Orange County Register first team all-league and all-Orange County
- 2012 National Football Foundation Orange County Chapter Scholar Athlete
- Born in Fullerton, Calif.
- Full name is David Donald Bright
- Son of Steve and Rose Bright
- One younger sister, Ann
- Majoring in biomechanical engineering



Frank Buncom

Cornerback

6-2 • 192 • Freshman
San Diego, Calif. • St. Augustine

8

The Buncom File

- Played football at St. Augustine (Calif.) under head coach Richard Sanchez
- Four-star recruit by Scout, Rivals, 247Sports, ESPN and PrepStar
- Nation's eighth-best safety by Scout, 11th by ESPN, 15th by PrepStar
- Nation's 13th-best cornerback by 247Sports, 15th by Rivals
- California's 19th-best recruit by 247Sports, 20th by Scout, 21st by Rivals, 23rd by ESPN
- 68 tackles, team-high 38 receptions, 515 receiving yards and five touchdowns as a senior
- 2015 Cal-Hi Sports all-state second team
- 2014 Semper Fidelis All-America
- Two-time all-state
- Two-time all-CIF
- Two-time all-league
- 2014 team MVP
- 2013 team defensive MVP
- Led team to pair of division and league titles
- Varsity letters earned in football, track and field, and baseball
- Watkins Award winner
- Walter J. Zable National Football Foundation Scholar Athlete of the Year
- Congress of Future Medical Leaders
- Student Augustinian Values Institute
- Born in San Diego, Calif.
- Full name is Frank James Buncom IV
- Son of Frank and Sheila Buncom
- Five siblings: Jackae, Imani, Jazzay, Jaymani and Surahz
- Grandfather, Frank Buncom II, played football at USC and professionally for the San Diego Chargers
- Sister, Jackae, ran track at Nevada
- Cousin, Everson Walls, played professionally for the Dallas Cowboys
- Cousin, Reggie Wallace, played basketball at Oregon
- Enjoys dancing



Lewis Burik

Inside Linebacker

5-10 • 216 • Freshman
Chicago, Ill. • Saint Ignatius

49

The Burik File

- Played at Saint Ignatius (Ill.) under head coach John O'Connor
- Lettered three years in football
- 2014 All-Chicago Catholic League
- 2014 Anthony Fornelli Leadership Award
- Team record 102 tackles (76 solo) in nine games in 2014
- Team record six career fumble recoveries
- Started 27 consecutive games
- Led Saint Ignatius to 2012 Chicago Catholic League Red Division championship
- National Honor Society
- First member of his family to play football at any level
- Full name is Lewis Ben Burik
- Son of David and Lisa Burik
- Mother, Lisa Burik '85, majored in human biology at Stanford
- Has three siblings, Marissa, Frankie and Nina



Jesse Burkett

Center • Guard

6-4 • 295 • Sophomore
St. Augustine, Fla. • Bartram Trail


73

As a Freshman (2014)

- Did not see action

The Burkett File

- Played at Bartram Trail (Fla.) under head coach Darrell Sutherland
- Four-star recruit by ESPN
 - Nation's 24th-best offensive tackle, 74th-best prospect in Florida
- Three-star recruit by Rivals
- Three-star recruit by Scout
 - Nation's 48th-best offensive guard
- 37 career starts
- 2013 6A all-state second team
- 2013 Florida Times-Union Super 24
- 2013 All-First Coast first team
- 2013 Florida Times-Union Super 75
- 2013 FHSF 6A All-State Elite Team
- 2013 all-county first team
- 2012 All-First Coast third team
- 2012 all-county second team
- Invited to Florida's North-South All-Star Game
- Invited to NUC All-South All-Star Game
- Lettered in track and field at shot put
- Lettered in basketball
- AP Scholar with Distinction
- 2013 AP Scholar Award
- 2012 AP Scholar Award
- Full name is Jesse Paul Burkett
- Born in Jacksonville, Fla.
- Son of Bill and Carol Hardy Burkett
- Father played football at Brown (1980-81)
- Great uncle, Mike Byelene, played at Purdue (1937-40) and drafted by Green Bay Packers
- Prepped at Massillon (Ohio) and played under head coach Paul Brown
- Namesake of Brown's eldest son



Ryan Burns

Quarterback

6-5 • 229 • Junior
Leesburg, Va. • Stone Bridge

17

As a Sophomore (2014)

- Two games played
- 1 of 1 passing for 13 yards, three rushes for eight yards in career debut vs. UC Davis
- 20-yard rush on first career snap

As a Freshman (2013)

- Did not see action

The Burns File

- Attended Stone Bridge (Va.) and played for head coach Mickey Thompson
- Five-star recruit by PrepStar, four-star recruit by Rivals, 247Sports and ESPN
- Nation's 42nd-best overall player by PrepStar, 64th-best by ESPN
- Nation's third-best pocket quarterback by PrepStar, fourth by ESPN and sixth by Rivals
- Virginia's fourth-best overall prospect by ESPN, fifth by Rivals
- 2012 PrepStar All-America and Dream Team selection
- 2012 U.S. Army All-America Bowl
- 2012 Washington Post all-Met first team
- 2012 All-Northern Region

- Earned four varsity letters while leading team to 51-6 record
- Won three Liberty District and two Northern Region titles
- Led Stone Bridge to pair of AAA state runner-up finishes
- Threw for school-record 2,530 yards (21.1 yards/completion) and 28 touchdowns in 2012
- Completed 116 of 221 passes while rushing for 222 yards and four scores as a senior
- Full name is Ryan Michael Burns
- Born in St. Louis, Mo.
- Son of Bryan and Kathy Burns
- Older sister, Kelly, played volleyball at North Carolina State
- Majoring in science, technology and society

Career Statistics

PASSING	G	Att	Cmp	Int	Yds	TD	Lg	Pct	Avg/P	Avg/G	Effic
2014	2	1	1	0	13	0	13	100.0	13.0	6.5	209.2
TOTAL	2	1	1	0	13	0	13	100.0	13.0	6.5	209.2



Devon Cajuste
Wide Receiver
 6-4 • 227 • Fifth-Year Senior
 Seaford, N.Y. • Holy Cross

89

As a Senior (2014)

- 11 games played
- 11 games started
- 34 receptions for 557 yards (16.4 yards/catch)
- 50.6 receiving yards/game
- Six touchdowns
- Three catches for 44 yards vs. USC
- Four catches for 52 yards and three touchdowns vs. Army
- Four catches for 59 yards at Washington
- Five catches for 68 yards at Notre Dame
- Two catches for 20 yards vs. Washington State
- Two catches for 50 yards vs. Oregon State
- Five catches for 116 yards at Oregon
- Three catches for 51 yards at Cal
- Two catches for 50 yards, including 37-yard touchdown, at UCLA
- Four catches for 47 yards and two touchdowns vs. Maryland

As a Junior (2013)

- 13 games played
- 28 receptions for 642 yards and five touchdowns
- Single-season school record 22.9 yards/catch
- Three 100-yard outputs
- Stanford's Offensive Player of the Game at Washington State (Sept. 28)
- First career touchdown catch (40 yards) to open scoring against San Jose State
- Three catches for 62 yards against San Jose State
- Three catches for 67 yards against Arizona State
- First career 100-yard outing (115), four catches and two touchdowns against Washington State
 - 57- and 33-yard touchdown catches
- Two catches for seven yards vs. Washington
- Two catches for 17 yards and one touchdown at Utah
- Season-high seven catches for 109 yards vs. UCLA, including 34-yard reception
- One catch for 19 yards at USC
- Three catches for 75 yards and one touchdown vs. Notre Dame
- Two catches for season-high 120 yards at Arizona State in Pac-12 Championship Game
 - 78-yard reception
- One catch for 51 yards vs. Michigan State in Rose Bowl

As a Sophomore (2012)

- Played in eight games
- One catch for seven yards at Colorado

As a Freshman (2011)

- Did not see action

The Cajuste File

- Graduated from Holy Cross (N.Y.) and played for head coach Tom Pugh
- Earned three varsity letters

- SuperPrep All-Northeast Region
- New York's fourth-best overall player by Scout
- Nation's 36th-best tight end prospect by Scout
- Led league in receptions (47), yards (864) and touchdowns (9) as a senior
- Third in league with 1,139 all-purpose yards
- All-state, all-league, all-city, all-New York Post and all-Daily News
- New York Post All-Queens Offensive Player of the Year
- Daily News All-Queens Offensive Player of the Year
- 40 catches for 921 yards and seven touchdowns as a junior
- All-state, all-city and all-league honors as a junior
- Invited to five postseason bowls after senior season
- Lettered in basketball and track and field
- Born in Syosset, N.Y.
- Full name is Devon Gregory Cajuste
- Son of Gregory and Andrea Cajuste
- Stepson of Carolann Cajuste
- Two sisters, Olivia and Chloe-Ann, and one brother, Jon-Gregory
- Enjoys music, swimming and golf
- Plays trumpet, piano and guitar
- Majoring in science, technology and society (life sciences and biotechnology)

Career Statistics

RECEIVING	G	Rec	Yds	TD	Lg	Rec/G	Avg/C	Avg/G
2012	8	1	7	0	7	0.1	7.0	0.9
2013	13	28	642	5	78	2.2	22.9	49.4
2014	11	34	557	6	42	3.1	16.4	50.6
TOTAL	32	63	1206	11	78	2.0	19.1	37.7



Johnny Caspers
Guard • Center
 6-4 • 300 • Senior
 Glen Ellyn, Ill. • Glenbard West

57

As a Junior (2014)

- Pac-12 All-Academic second team
- 13 games played
- 12 games started
- Offensive line ranked 18th nationally in tackles for loss allowed (4.62/game), 42nd in sacks allowed (1.77/game)

As a Sophomore (2013)

- Pac-12 All-Academic second team
- Stanford's Defensive Scout Team Player of the Week (Oct. 5)
- 14 games played at offensive guard and in jumbo packages
- Part of one of nation's top offensive lines
 - 22nd in rushing offense (207.4 yards/game)
 - 11th in sacks allowed (1.14/game)
 - Seventh in tackles for loss allowed (4.14/game)

As a Freshman (2012)

- Did not see action

The Caspers File

- Graduated from Glenbard West (Ill.) and played football under head coach Chad Hetlet
- Earned three varsity football letters
- 2011 PrepStar All-Midwest Region
- 2011 first team all-state and first team West Suburban Silver Conference
- 2011 West Suburban Silver Conference Offensive Lineman of the Year
- 2011 all-state academic
- Lettered in baseball and lacrosse
- Livingston and J. Kyle Braid Award recipient
- Born in Glen Ellyn, Ill.
- Full name is Jonathan McCool Caspers
- Son of Scott and Cindy Caspers
- Majoring in Earth systems



Brian Chaffin

Center

6-2 • 278 • Freshman
Harrisburg, N.C. • Charlotte Christian

65

The Chaffin File

- Played football at Charlotte Christian (N.C.) under head coach Jason Estep
- Four-star recruit by 247Sports, ESPN and PrepStar
- Consensus top-ranked center in North Carolina by ESPN, Rivals, Scout and 247Sports
- Scout's top-ranked center in the Southeast
- Nation's third-best center by PrepStar, fourth by ESPN, sixth by 247Sports, eighth by Scout, 10th by Rivals
- North Carolina's 10th-best recruit by ESPN and PrepStar, 11th by 247Sports, 12th by Scout, 19th by Rivals
- 2015 Under Armour All-America
- 2014 USA Today first team all-state
- 2014 AP first team all-state
- 2014 NCSAA first team All-America
- 2014 NCSAA first team Southeast Super Regional
- 2014 Charlotte Observer first team
- 2013 Charlotte Observer All-Mecklenburg County second team
- Four-year starter
- School-record 46 consecutive games started
- Two-time all-state
- Two-time all-conference
- Team captain as a senior
- Wrestling team captain as a freshman
- Full name is Brian Carl Chaffin
- Born in Charlotte, N.C.
- Son of Stacy and Tracey Chaffin
- One brother, Ryan
- National Honor Society
- Magna or Summa Cum Laude each academic year in high school
- Daughters of the American Revolution Award
- Charlotte Christian's Timothy Award
- Enjoys hunting and fishing



Calvin Chandler

Strong Safety

6-2 • 197 • Junior
Lakewood, Wash. • Bellarmine

45

As a Sophomore (2014)

- Did not see action

As a Freshman (2013)

- Did not see action

The Chandler File

- Graduated from Bellarmine (Wash.) and played for head coach Tom Larson
- Three-year varsity letterwinner at outside linebacker, safety, wide receiver and kick returner
- School-record three-year total of 364 career tackles with 18 sacks and nine interceptions
- Career-high 131 tackles and seven sacks as a junior
- 102 career receptions for 1,407 yards and 15 touchdowns
- Three-time all-4A Narrows League first team at defensive back and linebacker
- Tacoma News Tribune all-area and all-state
- Two-time team defensive MVP
- Team MVP as a sophomore
- Senior captain
- Led team to two conference titles and 34-5 three-year record
- Selected to play in senior all-state game
- Represented Washington at the Tanoa Bowl
- Tacoma News Tribune Western-100 as a senior

- Scout.com top-20 player in Washington as a senior
- Earned four letters in track
- Three-time track team MVP
- School record holder in the 400m
- Four-time state finalist in 400m
- Bellarmine's Gary Ruffo Scholar-Athlete Award
- U.S. Army National Scholar-Athlete Award
- Born in Seattle, Wash.
- Full name is Calvin Clayton Chandler II
- Son of Jeff and Erin Chandler
 - Father played football at Washington (1985-89)
- Two younger siblings, Katharine and Chase
- Grandfather, Cal Chandler, played football at Washington (1959-64)
- Majoring in human biology



Keller Chryst

Quarterback

6-5 • 233 • Sophomore
Palo Alto, Calif. • Palo Alto

10

As a Freshman (2014)

- Did not see action

The Chryst File

- Prepped at Palo Alto (Calif.) and played under head coach Earl Hansen
 - Attended Weddington (N.C.) from 2010-11
- Four-star recruit by Scout, Rivals, ESPN and 247Sports
- California's third-best recruit by ESPN, sixth by Rivals and 247Sports, ninth by Scout
- Nation's 46th-best overall recruit by ESPN, 53rd by 247Sports, 64th by Rivals, 95th by Scout
- Nation's second-best pro-style quarterback by Rivals and 247Sports
- Nation's third-best pocket passer by ESPN, fifth-best overall quarterback by Scout
- PrepStar Dream Team
- 2014 Under Armour All-America
- 2013 Max Preps Preseason Mr. California
- 2013 Max Preps Preseason all-state
- 2013 Elite 11 finalist
- 2013 U.S. Army All-America
- 2013 Tom Lemming Top 50
- 2013 Mercury News Offensive Player of the Year
- 2013 Santa Clara Valley Athletic League (DeAnza Division) Player of the Year
- 2013 San Francisco Chronicle first team
- 2013 Orange County Register All-West Coast "Fab 15" first team
- 2012 Mercury News first team
- 2012 Santa Clara Valley Athletic League (DeAnza Division) first team
- 2012 Cal-Hi all-state
- 2011 Mercury News Sophomore of the Year
- 2011 Santa Clara Valley Athletic League (DeAnza Division) Sophomore of the Year
- 2011 Cal-Hi All-State Sophomore
- 395 of 730 passing, 7,326 yards, 85 touchdowns during prep career
- 149 of 242 passing, 2,672 yards, 28 touchdowns, six rushing touchdowns as a senior
- 134 of 265 passing, 2,489 yards, 29 touchdowns, four rushing touchdowns as a junior
- 112 of 223 passing, 2,165 yards, 28 touchdowns, one rushing touchdown as a sophomore
- 23 wins in 35 career starts
- 275 yards on 15 of 19 passing and school-record five touchdowns vs. Leland in 2013
- 303 yards on 12 of 19 passing and four touchdowns vs. Santa Clara in 2012
- School record holder for games started at quarterback (35), tied for games won at quarterback (23 tied with Stanford assistant Peter Hansen)
- 14 games with three or more touchdown passes (school record)
- 10 games with four or more touchdown passes (school record)
- 35 consecutive games with at least one touchdown pass (school record)
- 110.0 career quarterback rating (school record)
- 85 career touchdown passes (school record)
- 96 total touchdowns (school record)
- 19.33 single-season yards/completion (school record)
- 7,326 passing yards (school record)
- 239.5 single-season passing yards/game (school record)
- 209.31 career passing yards/game (school record)
- Led team to three Central Coast Section CIF Division playoffs and 2011 title game
- Led team to Santa Clara Valley Athletic League (DeAnza Division) titles in 2011 and 2012

- Power forward on prep basketball team for 2012-13 season
- 2013 Toyota Steve Young Scholar-Athlete Award Winner
- Full name is Keller Joseph Chryst
- Born in Lake Forest, Ill.
- Son of George (Geep) and Shelley Chryst
 - Father played football and baseball at Princeton (1980-84)
 - Father is now offensive coordinator for San Francisco 49ers
 - Mother played volleyball and basketball at Wyoming (1984-88)
 - Mother played WPVA professional volleyball (1994-95)
- Two siblings, Gillian and Jackson
- Uncle, Paul Chryst, played football at Wisconsin and is now the head coach at Wisconsin
- Grandfather, George Chryst, played football at Wisconsin



Eric Cotton
Tight End
 6-6 • 253 • Junior
 Nampa, Idaho • Columbia

80

As a Sophomore (2014)

- 13 games played
- Three games started
- Seven catches for 128 yards (18.3 yards/catch)
- One catch for 15 yards in career debut vs. UC Davis
- One catch for 19 yards vs. USC
- One catch for 10 yards vs. Army
- One catch for 28 yards at Washington
- One catch for 39-yard touchdown vs. Washington State
- One catch for 14 yards at Arizona State

As a Freshman (2013)

- Did not see action
- Stanford's Scout Team Defensive Player of the Week (Oct. 19)

The Cotton File

- Attended Columbia (Idaho) while playing football under head coach Derek Mertz
- Four-star recruit nation's 227th-best overall player by 247Sports
- Nation's eighth-best tight end by 247Sports, 29th by Scout
- Nation's 19th best Y-tight end by ESPN
- 2012 Tacoma News Tribune Western 100
- 2012 PrepStar All-Central-Region
- Idaho's top prospect by 247Sports, second by Scout and third by ESPN
- Selected by Team USA to play in 2012 International Bowl
- Played in the 2012 District III East-West Shrine All-Star Game
- 2011 second team all-state and first team all-Southern Idaho Conference
- Earned three varsity football letters
- Played tight end, wide receiver, right guard, outside linebacker and defensive end
- School record holder for yards/catch (22.64), receiving touchdowns (11) and receiving yards (747)
- School record holder for longest reception (94 yards)
- 39 receptions for 715 yards and seven touchdowns in 2012
- 33 receptions for 747 yards and 11 touchdowns in 2011
- Lettered in basketball and track
- Triple jumped 43-5 and finished fourth at state championship
- All-conference basketball player and four-year starter
- Played point guard, forward and center
- Born in Pocatello, Idaho
- Full name is Eric Louis Cotton, Jr.
- Son of Eric and Julie Cotton
 - Father played basketball at College of the Sequoias
- Two sisters, Lanae and Shaniece
 - Shaniece played basketball at Walla Walla Community College
- Majoring in civil engineering

Career Statistics

RECEIVING	G	Rec	Yds	TD	Lg	Rec/G	Avg/C	Avg/G
2014	13	7	128	1	39	0.5	18.3	9.8
TOTAL	13	7	128	1	39	0.5	18.3	9.8



Conner Crane
Wide Receiver
 6-4 • 199 • Senior
 Lantana, Texas • John H. Guyer

81

As a Junior (2014)

- Four games played

As a Sophomore (2013)

- Stanford's Special Teams Player of the Week (Sept. 28)
- Played vs. Cal

As a Freshman (2012)

- Did not see action

The Crane File

- Graduated from John H. Guyer (Texas) and played under head coach John Walsh
- Earned three varsity letters at wide receiver
- 2011 PrepStar All-Central Region
- 2011 first team all-district, all-area and honorable mention all-state
- 2011 second team all-district and all-area
- 99 career receptions for 2,340 yards (23.6 avg.) and 35 touchdowns
- School record holder for career receiving yards (2,340), yards after catch (1,113), receptions (131) and touchdowns (35)
- 46 receptions for 1,004 yards and 16 touchdowns in 2011, both single-season records
- 38 receptions for 956 yards and 12 touchdowns as a junior
- 15 receptions for 380 yards and seven touchdowns as a sophomore
- Born in Corpus Christi, Texas
- Full name is Conner Patrick Crane
- Son of Peter and Kristen Crane
- One younger brother, Brooks
- Grandfather played defensive end at Virginia Tech
- Majoring in public policy



Nick Davidson
Offensive Tackle
 6-7 • 285 • Senior
 Eden Prairie, Minn. • Eden Prairie

66

As a Junior (2014)

- Eight games played

As a Sophomore (2013)

- Did not see action

As a Freshman (2012)

- Did not see action

The Davidson File

- Played for head coach Mike Grant at Eden Prairie (Minn.)
 - Spent three years at Ardrey Kell (N.C.) before family relocated to Minnesota
- Four-star recruit by ESPN, Rivals and Scout
- SuperPrep and PrepStar All-America
- Nation's 23rd-best offensive tackle prospect by MaxPreps, 26th by Scout, 34th by Rivals
- Three-year varsity letterwinner
- Associated Press first team all-state
- Star Tribune first team and KARE 11 all-metro
- First team all-Charlotte, all-Mecklenburg and all-conference as a junior
- Lettered in basketball
- Born in Columbus, Ohio
- Full name is Nicholas James Davidson
- Son of Jeff and Judi Davidson
- Father played football at Ohio State (1986-89) and for the Denver Broncos (1990-92)
- One younger brother, Alex
- Grandfather played football at Ohio State (1961-64) and first-round draft pick of the Buffalo Bills
- Majoring in mechanical engineering



Noor Davis

Inside Linebacker

6-4 • 247 • Senior
Leesburg, Fla. • Leesburg

3

As a Junior (2014)

- 13 games played
- 19 tackles
- One interception
- Two tackles, first career interception and 22-yard kickoff return vs. UC Davis
- Two tackles vs. USC
- Two tackles vs. Army
- Two tackles vs. Washington State
- Three tackles at Oregon
- Three tackles vs. Maryland

As a Sophomore (2013)

- Four games played
- Five tackles
- Three tackles at Army
- Two solo tackles at Washington State

As a Freshman (2012)

- Did not see action

The Davis File

- Played football at Leesburg (Fla.) under head coach Randy Trivers
- Four-star recruit by ESPN, Rivals and Scout
- Nation's second-best outside linebacker prospect and 25th-best overall recruit by ESPN
- Nation's second-best outside linebacker by MaxPreps, fourth by Rivals and 10th by Scout
- PrepStar, USA Today, U.S. Army and Under Armour All-American
- PrepStar Top 150 Dream Team
- 2011 High School Butkus Award as nation's top prep linebacker
- Selected to Under Armour, U.S. Army and Offense-Defense All-America games and International Bowl
- Played seven games as a senior due to injury
- 46 tackles (11 for loss) and four forced fumbles as a senior
- 101 tackles with eight sacks as a junior
- Lettered in basketball and baseball
- Born in Los Angeles, Calif.
- Full name is Noor Davis
- Son of Christopher and Jana Davis
- Father played football at Purdue and San Diego State
- Father played football professionally with New York Giants (1987) and New England Patriots (1988)
- One younger brother, Gabriel
- Uncle, Andre Tippett, is member of NFL Hall of Fame
- Majoring in political science

Career Statistics

TACKLES	G	UA	A	Total	TFL	Yds	PD	FF	FR	Blkd
2013	3	3	2	5	0.0	0	0	0	0	0
2014	13	10	9	19	0.0	0	2	0	0	0
TOTAL	16	13	11	24	0.0	0	2	0	0	0



Jack Dreyer

Offensive Tackle

6-8 • 296 • Freshman
San Mateo, Calif. • Junipero Serra

76

The Dreyer File

- Prepped at Junipero Serra (Calif.) under head coach Patrick Walsh
- Nation's 34th-best offensive tackle by Rivals, 43rd by PrepStar
- California's 48th-best recruit by PrepStar, 57th by Rivals
- 2015 Cal-Hi Sports all-state first team
- 2014 Western Catholic Athletic League Offensive Lineman of the Year
- 2014 Western Catholic Athletic League first team
- 2014 San Jose Mercury News first team
- 2014 San Francisco Chronicle All-Metro first team
- 2014 Sports Stars Magazine All-Nor Cal first team
- 2014 MaxPreps California Division I all-state
- 2014 MaxPreps All-Northern California
- Two-time team offensive line MVP
- Led team to two Western Catholic Athletic League titles
- 2011 Father Junipero Serra Academic Excellence Award
- Born in San Francisco, Calif.
- Full name is Jack Harrison Dreyer
- Son of Steve and Maia Dreyer
- Father played basketball at Earlham
- Twin sister, Alexa, and younger sister, Ashley
- Alexa plays volleyball at UCLA
- Enjoys reading and designing video games
- Plays baritone saxophone



Ben Edwards

Free Safety

6-0 • 191 • Freshman
Jacksonville, Fla. • Trinity Christian

9

The Edwards File

- Prepped at Trinity Christian (Fla.) under head coach Verton Dorninay
- Four varsity football letters
- Four-star recruit by Rivals, ESPN and PrepStar
- Nation's 10th-best safety by Rivals, 12th by PrepStar, 13th by ESPN, 26th by 247Sports
- Florida's 28th-best recruit by Rivals, 35th by PrepStar, 36th by ESPN, 59th by Scout, 63rd by ESPN
- 124 career tackles, 7.0 tackles for loss, three interceptions and two forced fumbles
- 38 tackles, 1.5 tackles for loss and one interception as a senior
- 37 tackles, 2.0 tackles for loss and two interceptions as a junior
- Led team to two state titles and four district titles
- Two-time All-First Coast
- Jacksonville's Super 11
- 2014 MaxPreps all-state first team
- Born in Jacksonville, Fla.
- Full name is Benjamin Eugene Edwards, Jr.
- Son of Ben Edwards Sr. and Aldrena Edwards
- Father lettered in football at Clark Atlanta
- Uncle, Richard Edwards, played professional baseball for the Texas Rangers
- Grandfather, Alfred Denson, played football at Florida A&M and professionally for eight seasons
- Uncle, Ahmad Denson, played football at Oklahoma State
- National Honor Society
- Enjoys playing basketball



Brandon Lee Fanaika

Offensive Guard

6-6 • 300 • Sophomore
Pleasant Grove, Utah • Pleasant Grove


71

As a Freshman (2014)

- Did not see action

The Fanaika File

- Prepped at Pleasant Grove (Utah) under head coach Dale Sampson
 - Earned three varsity football letters
 - Played left tackle, left guard, right tackle and right guard
- Signed with Stanford in 2011 before spending two years on church mission
- Four-star recruit, nation's ninth-best offensive guard by Rivals.com
- Utah's top recruit by Rivals.com
- PrepStar All-America
- SuperPrep All-America
- 2012 Offense-Defense All-American Bowl
- 2011 Army All-American Leadership Award
- Three-time all-region academic
- Lettered in wrestling
- Born in Vallejo, Calif.
- Full name is Brandon Fanaika
- Son of Sefita and Navu Lui Fanaika
- Seven siblings -- Sione, O feina Malupo, Latu, Jason, Jasmin, Jonathan and Kaylene
 - Brother, Jason, plays football at Utah
- Cousin, Paul Fanaika, plays for the Arizona Cardinals
- Cousin, Kalafitoni Pole, plays football at Washington State



Denzel Franklin

Safety

6-0 • 203 • Sophomore
Smyrna, Ga. • Pace

28

As a Freshman (2014)

- Did not see action

The Franklin File

- Played at Pace (Ga.) under head coach Chris Slade
- Earned four varsity letters
- Georgia's 50th-best recruit by Scout
- Nation's 63rd-best safety by ESPN, 64th-best by Scout
- 2013 all-state
- 2013 all-metro
- 2013 all-region
- 2013 GHSA North-South All-Star Game
- Three-time letterwinner in basketball
 - Team captain
 - Led team to 2011 state tournament appearance
- Three-time letterwinner in track and field
 - Third at state meet in long jump
 - First at state meet in 4x1,600 relay
- Born in Boston, Mass.
- Son of Ron Franklin and Rosa Staelin
- One sibling, Lovell Gates
- Hobbies include pottery



Treyvion Foster

Wide Receiver

6-1 • 213 • Junior
Boise, Idaho • Centennial

85

The Foster File

- Graduated from Centennial (Idaho) and played under head coach Lee Neumann
- Lettered in football (2), basketball (2) and track and field (3) at Centennial
- 2013 Idaho Statesman football watch list
- 2013 offensive team captain
- 2013 Sixth Man Award winner
- National Football Foundation scholar-athlete
- U.S. Army Reserve scholar-athlete
- 2013 SIC Academic All-Conference
- Led Centennial with 450 yards receiving and seven touchdowns in 2013
- Started playing football as a junior in high school
- High school stats flourished after team left the flex triple option his senior year
- Full name is Treyvion Malik Foster
- Son of Khari Herbert and Katie Seide
- Four siblings, KJ, Khalil, Ryzelle and Kyzara
- Brother, KJ, runs track for St. Augustine University and has represented the British Virgin Islands on the junior national team
- Cousin, Sh'Kai, plays semi-professional football in Florida
- Majoring in psychology



Ryan Gaertner

Running Back

5-10 • 175 • Junior
Atherton, Calif. • Sacred Heart

19

As a Sophomore (2014)

- Did not see action

As a Freshman (2013)

- Did not see action

The Gaertner File

- Graduated from Sacred Heart (Calif.) and played for head coach Pete Lavorato
- Three-year starter at cornerback and running back
- Senior captain
- 2012 Prep2Prep Football San Mateo County Senior of the Year finalist
- 2011 and 2012 All-Peninsula Bay League selection
- Led team two CCS championships (2010 and 2012)
- 1,610 all-purpose yards including 1,098 rushing yards and 14 touchdowns as a senior
- 17 passes defended as a sophomore including two interceptions
- Earned four letters in track; three-time All-West Bay League selection
- Member of school's record-setting 4x100m relay team
- AP Scholar
- National Society of High School Scholars
- Academic awards for excellence in chemistry honors and Latin honors (I and II)
- Congressional Student Leadership Council
- Hobbies include skiing, scuba diving (PADI Divemaster) and martial arts (brown belt in karate)
- Born in Greenwich, Conn.
- Full name is Ryan Alexander Gaertner
- Son of Christopher and Jacqueline Gaertner
- Older brother, Chris, played football at Stanford
- Majoring in economics



Joshua Garnett

Offensive Guard

6-5 • 321 • Senior
Puyallup, Wash. • Puyallup

51

As a Junior (2014)

- Athlon preseason All-Pac-12 first team
- 13 games played
- 13 games started
- Offensive line ranked 18th nationally in tackles for loss allowed (4.62/game), 42nd in sacks allowed (1.77/game)

As a Sophomore (2013)

- 14 games played at offensive guard and in jumbo packages
- First start on the season in front of home state crowd in Seattle against Washington State
- Part of one of nation's top offensive lines
 - 22nd in rushing offense (207.4 yards/game)
 - 11th in sacks allowed (1.14/game)
 - Seventh in tackles for loss allowed (4.14/game)

As a Freshman (2012)

- One of three freshmen to play on the offensive line, joining Kyle Murphy and Andrus Peat
- 14 games played
- First career start against Washington State
- First true freshman offensive lineman to start at Stanford since 2000
- Played both guard positions and fullback

The Garnett File

- Earned three football letters under head coach Gary Jeffers at Puyallup (Wash.)
- Five-star recruit by Scout, four-star recruit by Rivals
- SuperPrep, PrepStar and Under Armor All-America
- Nation's second-best offensive guard by Rivals.com, third-best by Scout and ESPN
- Nation's 29th-best recruit by SuperPreps
- Washington's top recruit by SuperPrep
- Three-time all-state
- Three-time first team all-South Puget Sound League
- 2011 South Puget Sound League Lineman of the Year
- Participated in the Under Armor All-American Bowl Game
- Born in Auburn, Wash.
- Full name is Joshua Samuel Garnett
- Son of Scott and Shanda Garnett
 - Father played football at Washington
 - Father played four seasons professionally for Denver, San Francisco, San Diego and Buffalo
- Two siblings, Desean and Rachel
- Uncle, Steven, played football at Arizona State
- Ate seven pieces of 24-ounce prime rib at 2012 Lawry's Beef Bowl
- Majoring in human biology



A.T. Hall

Offensive Tackle

6-5 • 275 • Sophomore
Glendale, Ariz. • Brophy

75

As a Freshman (2014)

- Did not see action

The Hall File

- Played at Brophy (Ariz.) under head coach Scooter Molander
- Nation's 35th-best offensive guard by Scout, 40th by ESPN, 41st-best offensive tackle by Rivals
- Florida's 11th-best recruit by Rivals, 14th by 247Sports, 15th by ESPN and Scout
- 2013 Arizona Football Coaches Association top 25
- 2013 all-division first team
- Two-time varsity letterwinner in track and field
- Led team to 2013 state title
- Born in Atlanta, Ga.
- Full name is Austin Todd Hall
- Son of Travis and Tonya Hall
 - Father played at BYU, professionally for Atlanta (1995-04) and San Francisco (2005)
- Two siblings, Jacob and Tatiana



Chris Harrell

Fullback

6-4 • 244 • Senior
Missouri City, Texas • Elkins

82

As a Junior (2014)

- Did not see action

As a Sophomore (2013)

- Did not see action

As a Freshman (2012)

- Did not see action

The Harrell File

- Played for head coach Dennis Brantley at Elkins (Texas)
- Three varsity letters at tackle and defensive end
- Three-time academic all-district
- All-Sun District second team
- All-district 23-5A first team offense
- Lettered in basketball and track and field
- Magna Cum Laude
- National Honor Society
- Touchdown Club of Houston Scholarship
- Born in Irving, Texas
- Full name is Christopher John Harrell
- Son of John and Brigid Harrell
 - Father played football at LSU (1981-84)
- One younger sister, Grace
- Majoring in bioengineering



Ronnie Harris

Cornerback

5-10 • 172 • Fifth-Year Senior
Atlanta, Ga. • Westlake

21

As a Senior (2014)

- 13 games played
- Three games started
- 29 tackles (17 solo)
- 5.0 tackles for loss
- One forced fumble
- Two tackles vs. UC Davis
- Two tackles vs. USC
- One tackle for loss vs. Army
- Two tackles at Notre Dame
- Two tackles vs. Washington State
- Three tackles at Arizona State
- Two tackles (1.0 tackle for loss) vs. Oregon State
- Six tackles (1.5 tackles for loss) vs. Utah
- Two tackles at Cal
- Two tackles (1.0 tackle for loss) at UCLA
- Two tackles vs. Maryland

As a Junior (2013)

- 14 games played at defensive back and on special teams
- 20 tackles (16 solo)
- Stanford's Special Teams Player of the Game vs. UCLA (Oct. 19)
- Three solo tackles vs. Arizona State
- Four solo tackles at Washington State
- Three solo tackles vs. UCLA
- Four tackles (three solo) vs. Michigan State in Rose Bowl

As a Sophomore (2012)

- Pac-12 All-Academic second team
- Saw action in 14 games as a backup nickel and special teams
- 13 tackles (six solo), two pass breakups and one forced fumble
- Three tackles (two solo) at Washington on kickoff coverage and punt block units
- Fourth-down pass breakup in end zone vs. USC during third quarter
- Pass breakup and forced fumble on punt block unit at Colorado

As a Freshman (2011)

- Did not see action

The Harris File

- Played for head coach Greg Minnis and earned three varsity football letters at Westlake (Ga.)
- Nation's 54th-best cornerback by Rivals, 58th by Scout
- 67 tackles (40 solo), three interceptions and 207 receiving yards as a senior
- Two-time first team all-region
- 2010 Metro Atlanta All-Star
- Represented Georgia at Badger 7-on-7 Nationals
- Lettered in basketball and track and field
- Westlake Academic Scholar (2010-11)
- Golden Eagle Academic Award (2007-08)
- Principles List, Bata Club and National Honor Society
- Born in Washington, D.C.
- Full name is Ronnie Grant Harris II
- Son of Ronnie and Lenora Harris
- One brother, Gerry, one sister, Haley
- Brother played basketball at Cascade (Okla.)
- Majoring in psychology (pre-med)

Career Statistics

TACKLES	G	UA	A	Total	TFL	Yds	PD	FF	FR	Blkd
2012	14	8	5	13	0.0	0	2	1	0	0
2013	13	16	4	20	0.0	0	0	0	0	0
2014	13	17	12	29	5.0	9	0	1	0	0
TOTAL	40	41	21	62	5.0	9	2	2	0	0



Lucas Hinds

Offensive Tackle

6-4 • 277 • Junior
Hyde Park, Mass. • Dexter

60

As a Sophomore (2014)


- Did not see action

As a Freshman (2013)

- Did not see action

The Hinds File

- Graduated from Dexter (Mass.) and played for head coach Casey Day
- Four-year letterwinner at offensive guard, tackle and defensive tackle
- Two-time All-Evergreen League honorable mention
- Black belt in karate, sensei for eight years
- Senior class valedictorian
- National Latin Scholar
- Three-time National Latin Exam gold medalist
- AP Scholar with Honor
- Hobbies include playing the piano, chess and kayaking
- Born in Hyde Park, Mass.
- Full name is Lucas David Hinds
- Son of David Hinds
- Majoring in economics



Kevin Hogan

Quarterback

6-4 • 218 • Fifth-Year Senior
McLean, Va. • Gonzaga (D.C.)

8

As a Senior (2014)

- Team captain
- Foster Farms Bowl Offensive MVP
- Maxwell Award watch list
- Manning Award watch list
- Davey O'Brien Award watch list
- Johnny Unitas Golden Arm Award watch list
- 24-8 overall as starting quarterback
 - 11-6 vs. opponents ranked in AP top 25 (2012-active)
 - Began career with 10 wins in as many starts
- 13 games started
- 2,792 yards passing (214.8 yards/game)
- 19 passing touchdowns
- 65.9 completion pct.
- 91 rushes for 295 yards (22.7 yards/game) and five touchdowns
- 12 of 16 passing for 204 yards and three touchdowns, one rushing touchdown vs. UC Davis
- 22 of 30 passing for 285 yards, 24 yards rushing vs. USC
- 20 of 28 passing for 216 yards and four touchdowns, 11 yards rushing vs. Army
- 17 of 26 passing for 178 yards, 53 yards rushing at Washington
 - Game-winning five-yard rush in fourth quarter
 - 14 rushing attempts were most by a Stanford quarterback since 2007
- 18 of 36 passing for 158 yards at Notre Dame
 - 10-yard rushing touchdown
- 23 of 35 passing for 284 yards and three touchdowns vs. Washington State
- 19 of 39 passing for 212 yards at Arizona State
- 18 of 28 passing and two touchdowns, 39 yards rushing vs. Oregon State
- 21 of 29 passing for 237 yards, 11 rushes for 42 yards at Oregon
- 17 of 27 passing for 104 yards and two touchdowns vs. Utah
- 15 of 20 passing for 214 yards, one rushing touchdown at Cal
- 16 of 19 passing for 234 yards and two touchdowns, 46 rushing yards at UCLA
 - Career-best 12 of 12 passing to begin game
- 14 of 20 passing for 189 yards and two touchdowns, 50 rushing yards vs. Maryland

As a Junior (2013)

- Maxwell Award watch list
- Davey O'Brien Award watch list
- Phil Steele preseason All-Pac-12 third team
- Lindy's preseason All-Pac-12 third team
- ESPN.com's preseason 17th-best Pac-12 player
- 180 of 295 passing for 2,630 yards, 20 touchdowns and 10 interceptions
- 84 rushes for 355 yards (third most in single season by a Stanford quarterback) and two touchdowns
- 213.2 total offensive yards/game
- 17 of 27 passing for 207 yards and two touchdowns against San Jose State
 - 40-yard touchdown pass to Cajuste
- 11 of 18 passing for 188 yards and three touchdowns at Army
- 11 of 17 passing for 151 yards and two touchdowns vs. Arizona State
 - 37 rushing yards on five carries
 - Sealed win with 27-yard fourth-quarter scramble
- 16 of 25 passing for 286 yards and three touchdowns against Washington State
 - Passing yards and touchdowns were both career highs
 - Six rushes for 34 yards
- 12 of 20 passing for 105 yards, 39-yard touchdown throw vs. Washington
- 15 of 27 passing for 246 yards and one touchdown at Utah
 - 34-yard completion to Montgomery on first play from scrimmage
 - 45-yard completion to Montgomery, 39-yard completion to Rector
- 18 of 25 passing for 227 yards and one touchdown vs. UCLA
 - 33 rushing yards on five carries
 - 30-yard third-quarter touchdown pass to Whitfield
- 8 of 18 passing for 88 yards at Oregon State
 - 37-yard completion to Montgomery
- 7 of 13 passing for 103 yards vs. Oregon
 - 47-yard completion to Rector
- 14 of 25 passing for 127 yards, 18 rushing yards at USC
- 17 of 26 passing for 329 yards and five touchdowns vs. Cal
 - Second-most single-game touchdown passes in program history
 - Eighth player – and first since 1999 – with five touchdown passes
 - Eclipsed previous career high with 295 yards in first half
 - Touchdown passes of 50, 12, 72, 45 and nine yards
 - 72-yard touchdown completion to Montgomery
- 12 of 18 passing for 158 yards and one touchdown vs. Notre Dame
- 12 of 18 passing for 277 yards and one touchdown at Arizona State in Pac-12 Championship Game
 - 24 yards rushing
 - 78-yard completion to Cajuste in fourth quarter
 - 102 passing yards during 99-yard second-half scoring drive
- 10 of 18 passing for 143 yards vs. Michigan State in Rose Bowl
 - Eight rushes for 41 yards
 - 51-yard completion to Cajuste

As a Sophomore (2012)

- Pac-12 Football Championship Game MVP
- All-Pac-12 honorable mention
- First-year starting quarterback was emerging offensive story for second half of season
- Started and won five games
- Led Stanford to 20-14 Rose Bowl victory
- Won four straight games against as many ranked opponents to end regular season
- Joined Josh Nunes as 2012 Stanford quarterbacks to begin career 3-0
- 1,096 passing yards, 109 of 152 passing (71.7 pct.), nine touchdowns and three interceptions
- Team's second-leading rusher with 263 yards (4.8 yards per carry) and two touchdowns
- 54 yards on seven carries (7.7 yards per carry) and 12 of 19 passes for 123 yards against Wisconsin
- 155 passing yards and one touchdown with 47 rushing yards and one touchdown in Pac-12 title game
- Tied Pac-12 title game against UCLA with third-and-15 throw for 26-yard touchdown to Drew Terrell
- 160 passing yards and one touchdown on 15 of 22 passing at UCLA
- 211 passing yards and one touchdown in overtime win at Oregon
- 37 rushing yards including diving one-yard touchdown on eight carries at Oregon
- First career start vs. Oregon State resulted in 27-23 comeback win
- First Stanford quarterback to make starting debut against ranked opponent since 2007 (Tavita Pritchard led Stanford to 24-23 win at No. 2/1 USC in 2007)
- 22 of 29 passing for 254 yards, three touchdowns and two interceptions against Oregon State
- Rallied Stanford from 24-13 deficit vs. Oregon State with two touchdown passes (40 yards to Stepfan Taylor and 13 yards to Zach Ertz)
- Handed offensive reins beginning with third offensive series at Colorado
- Led Stanford to six consecutive scoring drives - including five touchdowns - at Colorado
- 184 yards on 18 of 23 passing with two touchdowns at Colorado
- Rushed for team-high 48 yards at Colorado, including 27-yard scramble
- First career pass attempt was nine-yard touchdown to Levine Toilolo at Cal

- Season debut was read-option carry for five yards at Washington
- Recipient of Stanford's Outstanding (Redshirt) Freshman Award

As a Freshman (2011)

- Did not see action

The Hogan File

- Graduated from Gonzaga (D.C.) and played for head coach Aaron Brady
- Earned three varsity football letters
- SuperPrep All-America and top high school player in Washington, D.C.
- Nation's 13th-best overall quarterback prospect by Scout, 15th best pro-style QB by Rivals
- 1,820 passing yards for 14 touchdowns, 366 rushing yards and six touchdowns as a senior
- 4,762 passing yards and 37 touchdowns during prep career
- Two-time first team all-Washington Catholic Athletic Conference
- 2010 D.C. Player of the Year
- First team all-Met
- DCsportsFan.com Offensive Player of the Year
- Fairfax County Football Hall of Fame Outstanding Private School High School Player of the Year
- Selected to play in Chesapeake Bowl and USA Bowl
- Named to USA U-19 National Team
- Lettered in basketball
- Born in McLean, Va.
- Full name is Kevin Michael Hogan
- Son of Donna and the late Jerry Hogan
- Older brother, Brian, and older sister, Kelly
- Grandfather, James M. O'Brien, played football at Navy
- Uncles, Coley O'Brien and Ivan Brown, played football at Notre Dame
- Cousin, Sean O'Brien, played football at Arizona
- Enjoys reading and traveling
- Majoring in science, technology and society (information technology, media and society)

Career Statistics

RUSHING	G	Att	Yds	TD	Lg	Avg/C	Avg/G				
2012	10	55	263	2	27	4.8	26.3				
2013	14	84	355	2	29	4.2	25.4				
2014	13	91	295	5	37	3.2	22.7				
TOTAL	37	230	913	9	37	4.0	24.7				
PASSING	G	Att	Cmp	Int	Yds	TD	Lg	Pct	Avg/P	Avg/G	Effic
2012	10	152	109	3	1096	9	43	71.7	7.2	109.6	147.9
2013	14	295	180	10	2630	20	78	61.0	8.9	187.9	151.5
2014	13	352	232	8	2792	19	52	65.9	7.9	214.8	145.8
TOTAL	37	799	521	21	6518	48	78	65.2	8.2	176.2	148.3
TOTAL OFFENSE	G	Rush	Pass	Total	Avg/G						
2012	10	263	1096	1359	135.9						
2013	14	355	2630	2985	213.2						
2014	13	295	2792	3087	237.5						
TOTAL	37	913	6518	7431	200.8						



Alijah Holder

Cornerback

6-2 • 184 • Sophomore
Oceanside, Calif. • Oceanside

13

As a Freshman (2014)

- Did not see action

The Holder File

- Prepped at Oceanside (Calif.) under head coach John Carroll
- Three-year varsity starter
- Four-star recruit by 247Sports
- California's 31st-best recruit by 247Sports, 38th by Scout, 58th by ESPN
- Nation's 20th-best cornerback back 247Sports, 36th by Scout, 45th-best safety by ESPN
- Sixth-best cornerback in the West by Scout
- 2013 All-Avacado League first team
- All-CIF first team
- 2013 team MVP
- 21 tackles for loss, two interceptions, 20 passes defended, two defensive touchdowns as a senior
 - 105-yard interception returned for touchdown
- Led team to 2013 league title
- Forward on prep basketball team
- One varsity letter in track and field
 - All-league second team in long jump
 - 2013 team MVP
- San Diego Union-Tribune All-Academic Team
- Born in Oceanside, Calif.
- Full name is Alijah Isaiah Holder
- Son of Will and Angela Holder
- Two brothers, King and Mikah, and one sister, Kiana and Kiana
 - Twin brother, Mikah, plays football at San Diego State
 - Brother, King, played football at San Diego State



Austin Hooper

Tight End

6-4 • 248 • Junior
San Ramon, Calif. • De La Salle

18

As a Sophomore (2014)

- Scout Freshman All-America first team
- All-Pac-12 second team
- Phil Steele All-Pac-12 second team
- John Mackey Award midseason watch list
- 13 games played
- 10 games started
- 40 catches for 499 yards (12.5 yards/catch)
- Two receiving touchdowns
- 38.4 receiving yards/game
- Four catches for 63 yards and one touchdown vs. UC Davis in career debut
- Four catches for 61 yards vs. USC
- Four catches for 46 yards vs. Army
- Three catches for 19 yards at Washington
- Three catches for 25 yards at Arizona State
- Three catches for 19 yards vs. Oregon State
- Five catches for 62 yards at Oregon
- Two catches for 22 yards and one touchdown vs. Utah
- Three catches for 47 yards at Cal
- Three catches for 51 yards at UCLA
- Team-high five catches for 71 yards vs. Maryland

As a Freshman (2013)

- Did not see action

The Hooper File

- Attended De La Salle (Calif.) while playing for head coach Bob Ladouceur
- Four-star recruit by 247Sports and ESPN
- Nation's 261st-best overall player by ESPN, 25th-best tight end by Scout
- Nation's 20th-best defensive end by ESPN, 28th by PrepStar
- California's 25th-best overall prospect in by ESPN, 30th by 247Sports
- 2012 Tacoma News Tribune Western 100
- 2012 PrepStar All-West Region
- 2012 first team all-state (CalHiSports and MaxPreps)
- 2012 all-NorCal by MaxPreps
- Two-time San Francisco Chronicle all-Metro
- Sports Illustrated High School Player of the Week (Jan. 10, 2013)
- Led school to the 2010, 2011 and 2012 CIF Open Division state titles
- 2013 Semper Fidelis All-America Bowl
- Team captain in 2012
- De La Salle went 15-0 and ranked No. 1 nationally by ESPN and MaxPreps in 2012
- 11 receptions for 293 yards and three touchdowns with 39 tackles and 8.0 sacks in 2012
- Nine catches for 182 yards and two touchdowns with 46 tackles and 10.5 sacks in 2011
- Lettered in track and field
- Born in San Mateo, Calif.
- Full name is Austin Manuel Hooper
- Parents are Michael and Lillian Hooper
 - Father played football at San Diego State
- Uncle, Greg, played fullback at Stanford (1979-82)
- Uncle, Chip, played professional tennis
- One younger brother, Justin, one younger sister, Alexis
- Younger brother, Justin, plays baseball at UCLA
- Majoring in psychology

Career Statistics

RECEIVING	G	Rec	Yds	TD	Lg	Rec/G	Avg/C	Avg/G
2014	13	40	499	2	37	3.1	12.5	38.4
TOTAL	13	40	499	2	37	3.1	12.5	38.4



Trenton Irwin


Wide Receiver

6-2 • 199 • Freshman
Valencia, Calif. • Hart

2

The Irwin File

- Prepped at Hart (Calif.) under coach Mike Herrington
- Scout Class of 2015 All-American
- Five-star recruit by Rivals and PrepStar
- Four-star recruit by Scout, 247Sports and ESPN
- Nation's 31st-best recruit by Rivals, 89th by Scout, 94th by 247Sports
- Nation's sixth-best wide receiver by rivals, 10th by 247Sports, 11th by PrepStar, 12th by Scout
- California's sixth-best recruit by Rivals, 13th by Scout, 15th by 247Sports, 19th by ESPN
- 2015 Parade All-America first team
- 2014 MaxPreps All-America first team
- Scout Class of 2015 All-American
- 2015 Cal-Hi Sports all-state first team
- 2014 U.S. Army All-America Bowl
- 2014 Los Angeles Daily News Player of the Year
- 2014 Foothill League Player of the Year
- 2014 Hart Football Scholar Athlete of the Year
- 2014 All-Santa Clarita Valley Football Player of the Year
- Set California state records in career receptions (285) and receiving yards (5,268)
- 61 career touchdowns (57 receiving)
- 106 receptions for 1,974 yards and 22 touchdowns as a senior
 - 47 receptions for 802 yards and 11 touchdowns in season's final four games
 - School-record 15-catch, 161-yard performance in final high school game
- 1,456 receiving yards as a junior
- Born in Glendale, Calif.
- Son of Craig and Ericka Irwin
- Two younger sisters, Alyssa and Ava, one younger brother, Shawn
- Enjoys fishing



Dylan Jackson

Defensive End

6-6 • 248 • Freshman
Maryville, Tenn. • Maryville

97

The Jackson File

- Played at Maryville (Tenn.) under head coach George Quarles
- Nation's 31st-best strong side defensive end by Rivals, 46th by 247Sports, 48th by PrepStar
- Tennessee's 11th-best recruit by PrepStar, 15th by ESPN, 16th by Rivals, 18th by Scout
- 75 tackles, 13 tackles for loss, nine pass breakups, three forced fumbles as a senior
- Two-time all-state
- Two-time all-county
- Two-time Blount County Player of the Year
- Led team to three state titles
- Lettered in football and basketball
- Full name is John Dylan Jackson
- Son of John and Maureen Jackson
- Two siblings, Trevor and Mackenzie
- Enjoys clay pigeon shooting



Craig Jones

Inside Linebacker

6-0 • 223 • Senior
Modesto, Calif. • Central Catholic

59

As a Junior (2014)

- 11 games played
- One tackle vs. UC Davis
- One tackle at Oregon

As a Sophomore (2013)

- Stanford's Outstanding Special Teams Scout Team Player (Greg Piers Award)
- Stanford's Special Teams Scout Team Player of the Week (Sept. 7)
- Stanford's Special Teams Scout Team Player of the Week (Oct. 19)
- Stanford's co-Special Teams Scout Team Player of the Week (Oct. 26)
- Played vs. Cal

As a Freshman (2012)

- Did not see action

The Jones File

- Played for head coach Roger Canepa at Central Catholic (Calif.)
 - Three varsity letters at linebacker, fullback and tailback
- 2011 Western Athletic Conference Defensive Player of the Year
- 2011 NorCal Preps Division V Player of the Year
- Cal-Hi Sports all-state
- 3,189 career rushing yards and 40 touchdowns
- Lettered in wrestling
- Western Athletic Conference champion in 189-pound class
- Class valedictorian
- Wendy's High School Heisman state finalist
- AP Scholar Athlete Award
- Born in Denver, Colo.
- Full name is Craig Ryan Jones
- Son of Darin and Carol Jones
- One sister, Stacy
- Majoring in management science and engineering



Dontonio Jordan

Wide Receiver

5-11 • 199 • Senior
Hickory Creek, Texas • Lake Dallas

11

As a Junior (2014)

- Two games played

As a Sophomore (2013)

- Stanford's co-Scout Team Offensive Player of the Week (Oct. 26)
- Played vs. Cal

As a Freshman (2012)

- Did not see action

The Jordan File

- Played for head coach Michael Young at Lake Dallas (Texas)
- Three-year varsity letterwinner
- PrepStar All-Central Region
- 119 career catches for 1,348 yards and 12 touchdowns
- 1,250 career rushing yards and 20 touchdowns on 197 carries
- All-district second team at wide receiver as a junior
- All-district honorable mention at running back as a junior
- Lettered in basketball and track and field
- Born in Little Rock, Ark.
- Full name is Dontonio Keshon Jordan
- Son of Espartaco and Felecia Jordan
 - Father played football at Henderson State (1988-90)
- One younger sister, Nina
- Uncle, James Rouse, Jr., played football at Arkansas (1985-89), two seasons for the Chicago Bears
- Majoring in psychology

Career Statistics

RECEIVING	G	Rec	Yds	TD	Lg	Rec/G	Avg/C	Avg/G
2013	1	0	0	0	0	0.0	0.0	0.0
2014	2	1	5	0	5	0.5	5.0	2.5
TOTAL	3	1	5	0	5	0.3	5.0	1.7



Peter Kalambayi

Outside Linebacker

6-3 • 242 • Junior

Matthews, N.C. • Butler

34

As a Sophomore (2014)

- Pac-12 Defensive Player of the Week (Sept. 29)
- 13 games played
- 32 tackles (19 solo), 9.5 tackles for loss and 6.5 sacks
- One tackle, one interception in career debut vs. UC Davis
- Three tackles, 10-yard sack vs. USC
- Five tackles (1.0 tackle for loss) vs. Army
- Six tackles (five solo, 3.0 sacks for 35 yards) at Washington
 - First Cardinal with 3.0 sacks in single game since Shayne Skov in 2011 Orange Bowl
- 0.5 sack vs. Washington State
- 1.0 tackle for loss at Arizona State
- 1.0 sack, forced fumble vs. Oregon State
- 0.5 sack at Oregon
- Three tackles vs. Utah
- Two tackles, 0.5 tackle for loss, one pass breakup at Cal
- Four solo tackles, 1.0 sack at UCLA
- One tackle vs. Maryland

As a Freshman (2013)

- Did not see action

The Kalambayi File

- Attended Butler (N.C.) and played football under head coach Brian Hales
- Five-star recruit by PrepStar
- Four-star recruit by Scout, Rivals, 247Sports and ESPN
- Nation's the 79th-best overall player by PrepStar, 97th by Rivals and 131st by Scout
- Nation's seventh-best outside linebacker by Rivals, 10th by PrepStar
- Nation's sixth-best middle linebacker by Scout, eighth-best inside linebacker by 247Sports
- North Carolina's fourth-best overall prospect by Rivals, fifth by Scout and sixth by 247Sports
- 2012 PrepStar All-American and Dream Team selection
- 2012 USA Today first team All-American
- Selected to 2013 U.S. Army All-American Bowl
- Finalist for 2012 High School Butkus Award
- Two-time AP first team all-state
- 2012 Charlotte Observer Defensive Player of the Year
- Earned four varsity football letters
- Led team to undefeated seasons and 4AA state titles in 2009, 2011 and 2012
- 101 tackles (13 for loss), seven sacks, three forced fumbles, three fumble recoveries, one pick in 2012
- Lettered in basketball and track and field
 - Averaged 13 rebounds per game as a center on the hoops team
 - All-conference in the 4x100m, shot put and discus
 - All-state in shot put with a personal-best 53-5
- Full name is Peter Mukeba Kalambayi
- Born in Raleigh, N.C.
- Mother is Liselle Kalambayi
- Uncle, Khari Joseph, played football at Brown
- One younger sister, Andrea
- Family is from Trinidad and Tobago
- Majoring in communication

Career Statistics

TACKLES	G	UA	A	Total	TFL	Yds	PD	FF	FR	Blkd
2014	13	19	13	32	9.5	67	2	1	0	0
TOTAL	13	19	13	32	9.5	67	2	1	0	0

SACKS	G	UA	A	Total	Yds
2014	13	6	1	6.5	61
TOTAL	13	6	1	6.5	61



Luke Kaumatule

Outside Linebacker

6-7 • 278 • Senior

Honolulu, Hawaii • Punahou

99

As a Junior (2014)

- 13 games played
- 10 tackles, 1.5 sacks, one blocked kick
- Three tackles, first career sack vs. UC Davis
- One tackle vs. Army
- One tackle at Notre Dame
- Blocked kick at Arizona State
- One tackle, 0.5 sack vs. Oregon State
- One tackle at Oregon
- Two tackles at Cal

As a Sophomore (2013)

- Mackey Award watch list
 - Only player on Mackey Award watch list without a single career reception
- 14 games played
 - Transitioned to defensive line prior to UCLA game
- First career catch in season opener against San Jose State
- First career start at Army
- Teamed with Blake Lueders to force second-quarter blocked punt vs. Arizona State
- One catch for five yards against Washington State
- One catch for six yards vs. Washington
- Defensive end debut vs. UCLA
 - One quarterback hurry
- Two tackles vs. Cal

As a Freshman (2012)

- Nine games played at tight end
- Delivered downfield block to help Zach Ertz score game-winning touchdown against USC

The Kaumatule File

- Played football for head coach Kale Ane at Punahou (Hawaii)
 - Attended Island Pacific (2008) and Radford (2009-10) during prep career
 - Two-year varsity letterwinner
- Four-star recruit by Rivals and Scout
- SuperPrep, PrepStar and U.S. Army All-American
- Nation's 12th-best defensive end by PrepStar, 15th by Rivals
- Led team to division championship as a senior
- Lettered in basketball and volleyball
- Born in Honolulu, Hawaii
- Full name is Luke O'tutulupeatau Saokai Kaumatule
- Son of Soakai Soakai Kaumatule and Patricia Mataele
- Nine siblings: Samuela Manoa, Joseph Tuipolotu, Charlotte Tuipolotu, Albert Tuipolotu (deceased), Canton Kaumatule, Destiny Kaumatule, Noah Kaumatule, Chevonne Hale'ano and Caelan Hale'ano (deceased)
- Uncle, Sione Havea, wrestled in the WWF
- Majoring in science, technology and society (innovation, technology and organizations)

Career Statistics

TACKLES	G	UA	A	Total	TFL	Yds	PD	FF	FR	Blkd
2012	9	0	0	0	0.0	0	0	0	0	0
2013	14	0	2	2	0.0	0	0	0	0	0
2014	13	2	8	10	1.5	6	0	0	0	1
TOTAL	36	2	10	12	1.5	6	0	0	0	1

SACKS	G	UA	A	Total	Yds
2012	9	0	0	0.0	0
2013	14	0	0	0.0	0
2014	13	1	1	1.5	6
TOTAL	36	1	1	1.5	6



C.J. Keller

Long Snapper

6-3 • 202 • Sophomore
Scottsdale, Ariz. • Brophy

68

As a Freshman (2014)

- Seven games played

The Keller File

- Prepped at Brophy (Ariz.) under head coach Scooter Molander
- Earned two letters at long snapper
- 2014 National Football Foundation Valley of the Sun first team scholar-athlete
- 2013 Sports360AZ.com all-academic first team
- 2013 Arizona Republic All-Arizona first team
- 2013 Arizona Republic All-State Division I first team
- 2013 Section 4 all-conference first team
- 2013 Rubio Long Snapping national champion
- 2013 Kohl's National Invitational Scholarship Camp top prospect
- 2013 Kohl's Western Showcase winner
- East Valley Tribute All-Tribute honorable mention
- Two-time Rubio Long Snapping top-12 elite selection
- 2012 Kohl's National Underclassman Challenge snap champion
- Kohl's Five Star ranking, third-ranked snapper
- ProKicker.com's third-ranked snapper
- National Honor Society
- National Society of High School Scholars
- Traveled to Kenya for community service project
- Born in Phoenix, Ariz.
- Full name is Charles John Keller
- Son of Chuck and Mary Keller
 - Father played football at Lawrence (1978-81)
- Two siblings, Nicole and Christopher



Sidhart Krishnamurthi

Wide Receiver

5-11 • 175 • Freshman
Saratoga, Calif. • Harker

46

The Krishnamurthi File

- Graduated from The Harker School (Calif.) and played under head coach Ron Forbes
- Lettered in football (3) and track and field (1)
- Three-year starter at cornerback, two-year starter at wide receiver
- 35 receptions, 461 yards, three touchdowns as a senior
- 40 tackles, three interceptions, 10 pass deflections as senior
- 2014 team captain
- Wendy's High School Heisman school level winner
- Wendy's High School Heisman national award nominee
- Harker Football Eagle Award
- Harker Football Coaches Leadership Award
- United States Presidential Service Award
- Love of Learning Award
- AP Scholar with Honor
- Full name is Sidhart Narayan Krishnamurthi
- Born at Stanford Hospital
- Son of Ashok Krishnamurthi and Deepa Iyengar
- Brother, Gautam, played football at Stanford and graduated in 2015



Dallas Lloyd

Strong Safety

6-3 • 207 • Senior
Pleasant Grove, Utah • Pleasant Grove

29

As a Junior (2014)

- Pac-12 All-Academic honorable mention
- Transitioned to defensive secondary
- Nine games played
- Nine tackles, 1.0 tackle for loss, one blocked kick
- Two tackles, four-yard rush vs. UC Davis
- Three tackles (1.0 tackle for loss) vs. Army
- One tackle vs. Oregon State
- Three tackles, blocked punt vs. Maryland

As a Sophomore (2013)

- Pac-12 All-Academic honorable mention
- Seven games played
 - Six rushes for 16 yards
- Two rushes for seven yards vs. San Jose State
- One rush for seven yards at Army
- One rush for six yards at Washington State
- One rush for 16 yards at Utah

As a Freshman (2012)

- Did not see action

The Lloyd File

- Played football at Pleasant Grove (Utah) under head coach Dale Sampson
 - Signed with Stanford in 2010 before spending two years on church mission
- 2010 PrepStar All-American
- Scout's top dual-threat quarterback in the West and 15th-best prep quarterback
- CSTV and Tom Lemming's 10th-best combo-style quarterback in the nation
- Utah's top-ranked quarterback prospect and No. 3 overall
- Among top 300 players nationally by Super Prep Magazine
- 71 of 111 passes (64 pct.) with 16 touchdowns as a senior
- 93 of 169 passes for 1,689 yards and 15 touchdowns as a junior
- 19-1 as a starter during prep career
- Played in eight games as a senior before suffering a season-ending ankle injury
- Two-time Utah Herald All-Valley
- Utah Daily Herald Elite 11 member as a senior
- 2009 Salt Lake Tribune and Deseret News first-team all-state
- 2009 Region 4 MVP
- Three-time Subway Utah Player of the Week in 2009
- All-state academic first team
- 2010 National Football Foundation Utah Chapter Hall of Fame
- National Honor Society
- Hope of America Award
- Born in Provo, Utah
- Full name is Dallas Christopher Lloyd
- Son of Casey and Angie Lloyd
 - Father played basketball at Weber State and BYU-Hawaii
- One younger brother, Jake, and two sisters, Ellie and Savannah
 - Brother, Jake, threw 53 touchdowns for Timpview in 2012 and 80 touchdowns in two years
- Wife's name is Libby
- Hobbies include golf, basketball, playing piano and surfing
- Majoring in science, technology and society (innovation, technology and organizations)

Career Statistics

ALL PURPOSE	G	Rush	Rec	PR	KR	IR	Total	Avg/G
2013	7	26	-11	0	0	0	15	2.1
2014	9	4	0	11	0	0	15	1.7
TOTAL	16	30	-11	11	0	0	30	1.9

TACKLES	G	UA	A	Total	TFL	Yds	PD	FF	FR	Blkd
2013	7	1	0	1	0.0	0	0	0	0	0
2014	9	7	2	9	1.0	3	0	0	0	1
TOTAL	16	8	2	10	1.0	3	0	0	0	1



Nate Lohn

Defensive Tackle

6-3 • 270 • Senior
Kansas City, Mo. • Staley

55

As a Junior (2014)

- Nine games played
- One tackle vs. Army

As a Sophomore (2013)

- Three games played

As a Freshman (2012)

- Did not see action

The Lohn File

- Played for head coach Fred Bouchard and earned four varsity letters at Staley (Mo.)
- SuperPrep All-America
- PrepStar All-Midwest Region
- Nation's 46th-best defensive lineman by SuperPrep
- Missouri Class 5 first team all-state
- Missouri Class 5 co-Defensive Player of the Year
- Suburban Small Six first team all-conference
- 67 tackles (29 solo) and nine sacks as a senior
- Led team to 14-0 record and Class 5 state title in 2011
- Lettered in wrestling and track and field
- Two-time first team all-state academic
- Born in Monett, Mo.
- Full name is Nathanael Louis Lohn
- Son of David and Debra Lohn
- Father played football at Air Force (1980-82) and Texas A&M (1982-83)
- Two sisters, Hannah and Ruthie, and two brothers, Luke and Josh
- Brother, Josh, plays football at Evangel (Mo.)
- Uncle, David Dowell, played football at Texas A&M (1982-85)
- Uncle, Paul Lohn, played football at Houston (1970-73)
- Majoring in symbolic systems



Bryce Love

Running Back

5-10 • 184 • Freshman
Wake Forest, N.C. • Wake Forest

20

The Love File

- Prepped at Wake Forest (N.C.) under head coach Reggie Lucas
 - Four varsity letters in football, three in track and field
- Four-star recruit by Scout, Rivals, ESPN and PrepStar
- Nation's sixth-best all-purpose back by Rivals, 11th by 247Sports
- Nation's 18th-best running back by ESPN, 21st by PrepStar, 39th by Scout
- North Carolina's sixth-best recruit by Rivals, eighth by ESPN and PrepStar, 10th by Scout, 20th by 247Sports
- 6,425 career all-purpose yards
- 5,372 career rushing yards, 71 touchdowns, 114.3 yards/game, 10.5 yard/rush
- 20 career receptions for 475 yards and seven touchdowns
- 37.9 yards/kickoff return on 12 career returns
- 2,259 rushing yards and 38 touchdowns as a senior
- Led team to pair of regional titles
- 2014 all-state
- 2014 all-conference
- 2014 North Carolina Shrine Bowl
- 2014 4x100 state champion

- 2009 USATF Youth Athlete of the Year
- USATF 11-12 year-old boys national record holder in 100m (11.64), 200m (23.37) and 400m (50.75)
- USATF 13-14 year-old boys national record holder in 100m (10.73) and 200m (21.83)
- 2014 Cap 8 Conference MVP
- 2014 Wake Forest Stallion Award
- 2013 U.S. Army All-Combine
- 2013 Cap 8 all-conference first team
- National Achievers Honors Society
- National Honor Society
- National Beta Club
- Distributive Education Clubs of America
- Cap 8 Academic All-Conference
- Watkins Award finalist
- Time Warner Scholar Athlete
- Raleigh Athletic Association Scholar Athlete
- WRAL Extra Effort Award
- Born in Raleigh, N.C.
- Full name is Jonathan Bryce Love
- Son of Christopher and Angels Love
 - Father played football and ran track at South Carolina
- One brother, Chris
- Uncle, Reggie, played football at North Carolina
- Enjoys video games and reading



Austin Maihen


Offensive Guard

6-5 • 280 • Freshman
Dove Canyon, Calif. • Santa Margarita Catholic

62

The Maihen File

- Earned three football varsity letters at Santa Margarita Catholic (Calif.)
- Nation's 56th-best offensive tackle by PrepStar, 72nd by Rivals
- Nation's 89th-best offensive guard by ESPN
- California's 53rd-best recruit by PrepStar, 83rd by Rivals
- 2015 Cal-Hi Sports all-state second team
- 2014 Los Angeles Times Southern California All-Star Team
- 2014 MaxPreps all-state
- 2014 all-league first team
- 2014 all-county first team
- 2014 team captain
- Led team to 2011 state title
- Full name is Austin Clarke Maihen
- Son of Mike and Teri Maihen
- Twin siblings, Kate and Cole
- Enjoys going to the beach, concerts and traveling



Blake Martinez

Inside Linebacker

6-2 • 245 • Senior
Tucson, Ariz. • Canyon del Oro

4

As a Junior (2014)

- All-Pac-12 honorable mention
- Phil Steele All-Pac-12 third team
- Phil Steele midseason All-Pac-12 second team
- 13 games started
- Team-high 102 tackles
- 7.0 tackles for loss, 4.5 sacks, three interceptions, two forced fumbles
- Four tackles, two pass breakups vs. UC Davis
- 10 tackles vs. USC
- 10 tackles vs. Army
- Seven tackles at Washington
- Seven tackles at Notre Dame
- Eight tackles, one interception vs. Washington State
- Nine tackles (2.0 tackles for loss, 1.0 sack), forced fumble at Arizona State
- Six tackles, 2.5 sacks vs. Oregon State
- Game-high 14 tackles (nine solo), 1.0 sack at Oregon
- Seven tackles vs. Utah
- Two interceptions, one forced fumble and game-high 11 tackles at Cal
- Four solo tackles at UCLA
- Six tackles, 1.0 tackle for loss vs. Maryland

As a Sophomore (2013)

- Pac-12 All-Academic honorable mention
- 10 games played
- 11 tackles (seven solo)
- Six tackles, forced fumble and first career interception vs. Cal
- Five solo tackles at Arizona State in Pac-12 Championship Game

As a Freshman (2012)

- 14 games played
- First career tackle and quarterback hurry against Duke
- Solo tackle at Colorado
- Solo tackle at Rose Bowl against Wisconsin
- Recipient of Stanford's Greg Piers Service Team Award on defense

The Martinez File

- Played for head coach Dustin Peace at Canyon del Oro (Ariz.)
 - Attended Mountain View (2008-09) and Santa Rita (2009)
 - Tight end, running back and linebacker
- PrepStar All-West Region
- Two-time Southern Arizona Defensive Player of the Year
- Canyon del Oro career record holder with 247 tackles
- 1,100 yards total offensive yards as a senior
- Lettered in volleyball and basketball
- Born in Tucson, Ariz.
- Full name is Blake Edmon Martinez
- Son of Marc and Carrisa Martinez
- Three siblings: Hailley, Madison and Logan
- Majoring in management science and engineering

Career Statistics

INTERCEPTIONS	G	No.	Yds	TD	Lg	Avg/R	Avg/G
2012	14	0	0	0	0	0.0	0.0
2013	10	1	0	0	0	0.0	0.0
2014	13	3	2	0	2	0.7	0.2
TOTAL	37	4	2	0	2	0.5	0.1

TACKLES	G	UA	A	Total	TFL	Yds	PD	FF	FR	Blkd
2012	14	2	1	3	0.0	0	0	0	0	0
2013	10	7	4	11	0.0	0	1	1	0	0
2014	13	53	49	102	7.0	48	5	2	0	0
TOTAL	37	62	54	116	7.0	48	6	3	0	0

SACKS	G	UA	A	Total	Yds
2012	14	0	0	0.0	0
2013	10	0	0	0.0	0
2014	13	4	1	4.5	38
TOTAL	37	4	1	4.5	38



Daniel Marx

Fullback

6-2 • 254 • Sophomore
Trabuco Canyon, Calif. • Mission Viejo

35

As a Freshman (2014)

- 12 games played
- Three rushes for six yards
- First career rush vs. USC

The Marx File

- Played at Mission Viejo (Calif.) under head coach Bob Johnson
 - Fullback, tight end and linebacker
- Nation's third-best fullback by ESPN, fourth by Scout, sixth by 247Sports
- California's 66th-best recruit by ESPN
- Two-time All-South Coast League first team
- 2013 CIF Southern Section first team
- Led team to pair of South Coast League titles
- Two-time Pac-5 quarterfinalist
- 2011 Pac-5 semifinalist
- 2010 Pac-5 finalist
- Lettered one season in lacrosse
 - 15 goals as midfielder
- Rivalry Series Scholar Athlete
- National Football Foundation Scholar-Athlete
- Full name is Daniel Paul Marx
- Born in Mission Viejo, Calif.
- Son of Jay and Ahndrea Marx
- One sibling, Ali
- Uncle, Pete Montrenes, played baseball at USC (1999-00) and Ole Miss (2001-02)
- Guitarist

Career Statistics

RUSHING	G	Att	Yds	TD	Lg	Avg/C	Avg/G
2014	12	3	6	0	5	2.0	0.5
TOTAL	12	3	6	0	5	2.0	0.5



Christian McCaffrey

Running Back

6-0 • 201 • Sophomore
Castle Rock, Colo. • Valor Christian

5

As a Freshman (2014)

- 13 games played
- 796 all-purpose yards (300 rushing, 251 receiving, 154 punt return, 91 kickoff return)
- 61.2 all-purpose yards/game
- Two receiving touchdowns
- Seven tackles
- 122 all-purpose yards in career debut vs. UC Davis
 - 52-yard touchdown catch on first career touch
 - Three punt returns for 60 yards, including 41-yarder
 - Three tackles on special teams
- Four rushes for 29 yards, one catch for 12 yards vs. Army
- One catch for 12 yards at Washington
- One catch for 18 yards at Notre Dame
- Three rushes for 28 yards, two catches for 25 yards vs. Washington State
- Two kickoff returns for 38 yards at Arizona State
- Three rushes for 19 yards, two catches for 52 yards and 42-yard touchdown vs. Oregon State
- One kickoff return for 29 yards at Oregon
- 111 all-purpose yards vs. Utah
 - Eight rushes for 77 yards, three catches for 10 yards, two kickoff returns for 24 yards
- Three rushes for 19 yards, two catches for 34 yards at Cal
- 11 rushes for 64 yards, one catch for 21 yards at UCLA
- Team-high 138 all-purpose yards vs. Maryland
 - Seven rushes for 57 yards, four punt returns for 81 yards

The McCaffrey File

- Prepped at Valor Christian (Colo.) under head coach Rod Sherman
 - Running back, wide receiver, defensive back, punter
- Nation's 70th-best recruit by 247Sports, 77th by Rivals, 81st by Scout
- Colorado's top-rated overall recruit by Scout, Rivals, ESPN and 247Sports
- Nation's second-best all-purpose back by 247Sports, third by Rivals
- Nation's 26th-best athlete by ESPN, 13th-best running back by Scout
- PrepStar All-America
 - Nation's 20th-best athlete
- National Football Foundation High School National Scholar-Athlete finalist
- 2013 Colorado Gatorade Player of the Year
- 2013 Denver Post Gold Helmet Award
- 2013 All-Colorado Player of the Year
- 2013 All-Colorado
- 2013 Reebok Top-25 Most Dynamic Athletes
- 2013 Colorado Sports Hall of Fame High School Male Athlete of the Year
- 2013 Orange County Register All-West Coast "Fab 15" first team
- 2012 Colorado Gatorade Player of the Year
- 2012 All-Colorado Player of the Year
- 2012 All-Colorado
- 2012 5A Player of the Year
- 2012 5A all-state
- 2011 All-Colorado
- 2011 4A Player of the Year
- 2011 4A all-state
- 2010 4A all-state honorable mention
- 12th in NFHS history with 848 career offensive points
- Seventh in NFHS history with 141 career offensive touchdowns
- Colorado record holder for career points (848)
- Colorado record holder for career touchdowns (141)
- Colorado record holder for career all-purpose yards (8,845)
- Colorado record holder for single-season all-purpose yards (3,032)
- Second in Colorado history for career touchdown receptions (47)
- Ninth in Colorado history for single-season points (276)
- Seventh in Colorado history for single-season touchdowns (46)
- Eighth in Colorado history for career punt returns for touchdowns (4)
- Led team to four state titles
- 2014 Parade All-America honorable mention
- 2014 U.S. Army All-American Bowl

- Won West Team's Stack Award (most athletic player)
- Four-time varsity letterwinner in track and field
 - State champion in 4A 4x100 relay
 - State record holder in 4A 4x200 relay
- Born in Denver, Colo.
- Full name is Christian Jackson McCaffrey
- Son of Ed and Lisa McCaffrey
 - Mother played soccer at Stanford (1987-90)
 - Father played football at Stanford (1986-1991) and professionally for the New York Giants (1991-94), San Francisco 49ers (1994) and Denver Broncos (1994-2003)
- Three brothers: Max, Dylan and Luke
 - Max plays receiver at Duke
- Grandfather, David Sime, ran track at Duke
 - 1960 silver medalist in 100-yard dash at 1960 Summer Olympics
 - 1956 world record holder in 100-yard dash
- Aunt, Sherrie Sime Giusto, played tennis at Virginia (1979-1983)
- Uncle, Scott Sime, played football and wrestled at Duke (1982-1986)
- Aunt, Monica McCaffrey Check, played basketball at Georgetown (1987-1991)
- Uncle, Bill McCaffrey, played basketball at Duke (1990-1991) and Vanderbilt (1992-1994)
- Uncle, Mike McCaffrey, played basketball at Husson College (1995-1999)
- Spent summer of 2013 on mission trip to Rwanda
- Pianist

Career Statistics

RUSHING	G	Att	Yds	TD	Lg	Avg/C	Avg/G			
2014	13	42	300	0	37	7.1	23.1			
TOTAL	13	42	300	0	37	7.1	23.1			
RECEIVING	G	Rec	Yds	TD	Lg	Rec/G	Avg/C	Avg/G		
2014	13	17	251	2	52	1.3	14.8	19.3		
TOTAL	13	17	251	2	52	1.3	14.8	19.3		
PUNT RETURNS	G	No.	Yds	TD	Lg	Avg/R	Avg/G			
2014	13	9	154	0	41	17.1	11.8			
TOTAL	13	9	154	0	41	17.1	11.8			
KICK RETURNS	G	No.	Yds	TD	Lg	Avg/R	Avg/G			
2014	13	5	91	0	29	18.2	7.0			
TOTAL	13	5	91	0	29	18.2	7.0			
ALL PURPOSE	G	Rush	Rec	PR	KR	IR	Total	Avg/G		
2014	13	300	251	154	91	0	796	61.2		
TOTAL	13	300	251	154	91	0	796	61.2		
TACKLES	G	UA	A	Total	TFL	Yds	PD	FF	FR	Blkd
2014	13	4	3	7	0.0	0	0	0	0	0
TOTAL	13	4	3	7	0.0	0	0	0	0	0



Pat McFadden

Running Back

5-10 • 191 • Junior
Sunfish Lake, Minn. • St. Thomas Academy

42

As a Sophomore (2014)

- Did not see action

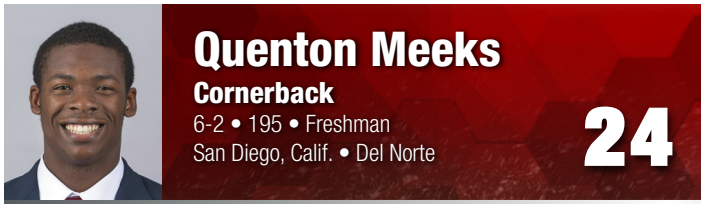
As a Freshman (2013)

- Did not see action
- Stanford's Scout Team Defensive Player of the Week (Nov. 23)

The McFadden File

- Graduated from St. Thomas Academy (Minn.) and played for head coach Dave Ziebarth
- Three-year varsity letterwinner at running back and outside linebacker
- Classic Suburban All-Conference selection as a senior
- Academic all-conference
- Led team to league and section titles as a sophomore and senior

- Led team to state semifinal appearance as a sophomore and senior
- 1,166 rushing yards and 14 touchdowns as a senior after missing junior year to injury
- All-conference pick, senior captain and five-time letterwinner in track and field
- Two-time letterwinner and state champion in ice hockey as a center and forward
- Summa Cum Laude
- Four Eagle Award (school's highest academic honor)
- Scholar-Athlete and Christian Service Awards
- Second in command of 600 cadets in school's ROTC program
- Hobbies include camping, reading and skiing
- Born in St. Paul, Minn.
- Full name is Patrick Ignatius McFadden
- Son of Michael and Mary Kate McFadden
 - Father played football at University of St. Thomas
- Five siblings: Conor, Molly, Sean, Brendan and Danny
 - Brother, Conor, played football at Stanford
- Majoring in economics



Quenton Meeks

Cornerback

6-2 • 195 • Freshman
San Diego, Calif. • Del Norte

24

The Meeks File

- Played football at Del Norte (Calif.) under head coach Leigh Cole
- Four-star recruit by Rivals, 247Sports and PrepStar
- Nation's 23rd-best cornerback by Rivals, 32nd by 247Sports
- Nation's 28th-best safety by PrepStar, 34th by ESPN, 74th by Scout
- California's 31st-best recruit by Rivals, 38th by 247Sports, 40th by PrepStar, 52nd by ESPN
- School's record holder for single-season touchdowns (13)
- 2015 B2G West Coast Bowl All-America
- 2015 Cal-Hi Sports all-state third team
- 2014 all-CIF
- 2014 all-league
- 2013 all-league
- 2013 team MVP
- Two-time all-academic
- Led team to 2013 league title
- Lettered in football, track and field, and baseball
- Full name is Quenton Terry Meeks
- Son of Ron Meeks and Nikki Mitchell
 - Father played football at Arkansas State
 - Father coached in NFL from 1991-2012
 - Defensive coordinator for Indianapolis Colts during Super Bowl XLI title run
- Two siblings, Chris and Sadie



Reed Miller

Long Snapper

6-2 • 216 • Senior
Encinitas, Calif. • Santa Fe Christian

67

As a Junior (2014)

- Pac-12 All-Academic honorable mention
- 13 games played

As a Sophomore (2013)

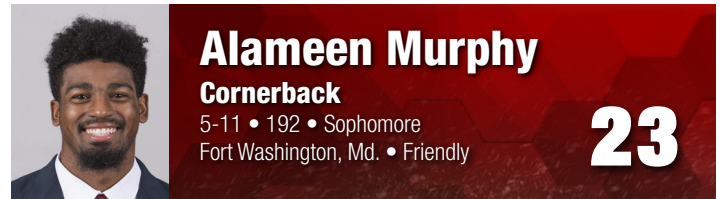
- Pac-12 All-Academic honorable mention
- 14 games played
- Starting short and long snapper for second straight season
- Solo tackle at Arizona State in Pac-12 Championship Game

As a Freshman (2012)

- Started all 14 games as a true freshman for long and short snapping duties
- Snapped for Daniel Zychlinski's best punting season (42.9 yards/punt, 18 punts of 50-plus yards)
- Snapped for kicker Jordan Williamson to make 43 of 44 PAT attempts and 15 of 25 field goals
- Snapped for Williamson's game-winning field goals vs. San Jose State, at Oregon and vs. UCLA
- First career tackle at UCLA

The Miller File

- Graduated from Santa Fe Christian (Calif.)
- Played for head coach Nick Ruscetta
- Earned three varsity letters as a center, defensive end and long snapper
- 2011 first team all-Coastal League
- 2011 second team all-state Division IV
- Selected to participate in San Diego All-Star Spanos Game
- Lettered in track and field, throwing shot put and discus
- Three-time winner of Academic Athlete Award
- California Scholastic Federation Gold Seal Bearer
- Born in Encinitas, Calif.
- Full name is Reed Allen Miller
- Son of Doug and Cammie Miller
- One brother, Brock
- Majoring in science, technology and society (innovation, technology and organizations)



Alameen Murphy

Cornerback

5-11 • 192 • Sophomore
Fort Washington, Md. • Friendly

23

As a Freshman (2014)

- Did not see action

The Murphy File

- Prepped at Friendly (Md.) and played under head coach Peter Quaweay
 - Four-time varsity letterwinner
- Nation's 48th-best cornerback by Scout, 54th by 247Sports, 63rd by Rivals
- Maryland's 14th-best recruit by Scout, 16th by 247Sports, 22nd by Rivals, 32nd by ESPN
- 2013 American Family Insurance All-USA Maryland
- 2013 all-state first team
- 2013 Prince George's all-county first team
- 2013 Gazette All-Conference first team
- 2013 Washington Post All-Met honorable mention
- 2012 Prince George's all-county second team
- 2012 Gazette all-team honorable mention
- 2012 Scholar Athlete Award
- 650 career all-purpose yards, 252 tackles, 105 solo tackles, four interceptions, nine forced fumbles and seven touchdowns
- 90 tackles (50 solo) as a senior
- 2013 Chesapeake Bowl Game
- Born in Washington, D.C.
- Full name is Alameen Eduoard Murphy
- Son of Princess Martin and the late Troy Murphy
- Two siblings, Aisha and Ali
 - Brother, Ali, plays football at Lake Erie College
- Cousin, David Martin, played basketball at Morehead State
- Cousin, Anthony Martin, played basketball at Holy Cross (1983-84), basketball and football at Trinity (1987-89)



Kyle Murphy

Offensive Tackle

6-7 • 301 • Senior
San Clemente, Calif. • San Clemente

78

As a Junior (2014)

- All-Pac-12 second team
- Phil Steele All-Pac-12 second team
- Athlon preseason All-Pac-12 third team
- 13 games played
- 13 games started at right tackle
- Offensive line ranked 18th nationally in tackles for loss allowed (4.62/game), 42nd in sacks allowed (1.77/game)

As a Sophomore (2013)

- 13 games played at offensive tackle and in jumbo packages
- Part of one of nation's top offensive lines
 - 22nd in rushing offense (207.4 yards/game)
 - 11th in sacks allowed (1.14/game)
 - Seventh in tackles for loss allowed (4.14/game)

As a Freshman (2012)

- One of three freshmen offensive linemen to see action, joining Joshua Garnett and Andrus Peat
- 14 games played with two starts
- Followed Garnett as first true freshmen offensive linemen to start at Stanford since 2000
- Wore two jersey numbers: 78 when on the line of scrimmage, 94 (eligible) when off the line
- Averaged 25 snaps per game at "jumbo" tight end and both offensive tackle positions
- Targeted for overthrown pass reception in end zone vs. USC

The Murphy File

- Played for head coach Jonathan Hamro at San Clemente (Calif.)
- Three-year varsity letterwinner
- SuperPrep, PrepStar and MaxPreps All-America
- Five-star recruit by Rivals and Scout
- Four-star recruit by ESPN
- Nation's third-best offensive tackle and 19th-best overall recruit by Rivals
- Nation's fourth-best offensive tackle by Scout and ESPN
- California's second-best recruit by Rivals and SuperPrep
- 27th on ESPN's Top 150 list
- 11th overall among recruits by 247Sports
- Nation's top offensive lineman and 16th recruit overall by SuperPrep
- Cal-Hi Sports ESPN All-State
- Three-time all-South Coast Conference
- South Coast Conference MVP as a senior
- Two-time Orange County Register all-Orange County
- Participated in 2012 U.S. Army All-American Bowl
- Recipient of U.S. Army's Glenn Davis Award
- Lettered in track and field
- Sea View League shot put champion
- Born in Mission Viejo, Calif.
- Full name is Kyle Neil Murphy
- Son of Gary and Keri Murphy
- Three older siblings: Kelly, Kasey and Kevin
 - Brother, Kevin, played at Harvard (2008-11) and currently for the Minnesota Vikings
- Majoring in science, technology and society (innovation, technology and organizations)



Bobby Okereke

Inside Linebacker

6-3 • 226 • Sophomore
Santa Ana, Calif. • Foothill

20

As a Freshman (2014)

- Did not see action

The Okereke File

- Prepped at Foothill (Calif.) and played under head coach Doug Case
 - Four-time varsity letterwinner
- Four-star recruit by Scout, Rivals, ESPN and 247Sports
- Nation's 136th-best overall recruit by Scout, 158th by Rivals and 247Sports
- California's 14th-best recruit by Scout, 16th by Rivals, 17th by 247Sports
- Nation's 10th-best outside linebacker by Rivals and 247Sports, 11th by Scout
- Nation's 51st-best athlete by ESPN
- PrepStar All-America
 - Nation's 194th-best overall recruit, 22nd-best linebacker
- National Football Foundation Scholar-Athlete Award (Orange County Chapter)
- 2014 Watkins Award winner
- 2014 Orange County Metro "40 Under 40"
- 2013 Orange County Register All-West Coast "Fab 15" second team
- 2013 Los Angeles Times All-Area first team
- 2013 MaxPreps All-State Division II first team
- 2013 Century League Player of the Year
- 2013 All-Century League first team
- 2013 All-CIF Southwest Division
- 2013 all-county first team
- 2013 Foothill Knight of the Year
- 2012 All-Century League first team
- 2012 All-CIF Southwest Division
- 2012 Foothill Coaches' Award
- 2012 Junior Scholar Athlete of the Year
- 2011 sophomore varsity rookie of the year
- 2010 Foothill Coaches' Award
- Led team to 2013 Century League title
- 162 career tackles, nine sacks, four interceptions, seven passes defended and two interceptions returned for touchdowns
- 2014 Semper Fidelis All-America Game
 - West team's defensive MVP
- Born in San Mateo, Calif.
- Full name is Robert Nnanna Okereke
- Son of Kingsley and Sandra Okereke
- Three sisters: Kimberley, Jennifer and Kristine
- Cousin, Amobi Okugo, played soccer at UCLA and professionally for the Philadelphia Union
- Eagle Scout



Francis Owusu

Wide Receiver

6-3 • 212 • Junior
Oxnard, Calif. • Oaks Christian

6

As a Sophomore (2014)

- 13 games played
- Two games started
- 11 receptions for 138 yards (12.5 yards/game)
- One catch for 16 yards vs. UC Davis
- One catch for 15 yards at Washington
- Four catches for 46 yards at Cal
- Three catches for 51 yards, one rush for 12 yards at UCLA
- One rush vs. Maryland

As a Freshman (2013)

- 12 games played
- Two catches for 56 yards
- Only true freshman to play during 2013 season
- Career debut at Army
- Two catches for 56 yards and first career touchdown vs. Cal
 - 42-yard reception from Crower
 - 14-yard touchdown pass from Crower

The Owusu File

- Attended Oaks Christian (Calif.) and played for head coach Jeff Woodruff
- Consensus four-star recruit
- Nation's 101st-best overall player by PrepStar and 178th by Rivals
- Nation's 13th-best wide receiver by PrepStar and 20th by Rivals
- California's 21st-best overall prospect by Rivals, 24th by ESPN, 32nd by 247Sports and 33rd by Scout
- 2012 Tacoma News Tribune Western 100
- 2012 PrepStar All-American and Dream Team selection
- Selected to 2013 Semper Fidelis All-American Bowl
- Played in 2013 Daily News East-West All-Star Game and earned West Team MVP honors
- 2012 CalHiSports third team all-state
- 2012 Ventura County Star first team all-Ventura County
- School record holder for single-season receiving yards (850) and single-game receiving touchdowns (3)
- 50 catches for 935 yards and 11 touchdowns with seven rushes for 206 yards and two scores in 2012
- Lettered in basketball and track
- Ran on the 4x100 meter CIF Southern Section champion relay team as a junior
- Full name is Francis Taaloga Owusu
- Born in Oxnard, Calif
- Parents are Francis and Luaiva Owusu
 - Father ran the 400 meters for Ghanaian Olympic team
- Two older brothers, Chris and Brian, one older sister, Crystal, one younger brother, Michael
 - Chris was a wide receiver at Stanford (2008-11) and currently plays in the NFL
 - Brian played football at Harvard
 - Crystal played basketball at Columbia
- Majoring in science, technology and society

Career Statistics

RUSHING	G	Att	Yds	TD	Lg	Avg/C	Avg/G
2013	12	0	0	0	0	0.0	0.0
2014	13	2	9	0	12	4.5	0.7
TOTAL	25	2	9	0	12	4.5	0.4

RECEIVING	G	Rec	Yds	TD	Lg	Rec/G	Avg/C	Avg/G
2013	12	2	56	1	42	0.2	28.0	4.7
2014	13	11	138	0	43	0.8	12.5	10.6
TOTAL	25	13	194	1	43	0.5	14.9	7.8



Kevin Palma
Inside Linebacker
 6-2 • 252 • Junior
 Pixley, Calif. • Mission Oak

44**As a Sophomore (2014)**

- 11 games played
- 18 tackles, 1.5 tackles for loss
- Four tackles (1.0 tackle for loss) vs. UC Davis in career debut
- Three tackles vs. Army
- Three tackles at Arizona State
- Three tackles (0.5 tackle for loss) vs. Oregon State
- Three tackles at Cal
- One tackle vs. Maryland

As a Freshman (2013)

- Did not see action
- Stanford's Scout Team Defensive Player of the Week (Sept. 21)
- Stanford's Scout Team Special Teams Player of the Week (Nov. 23)

The Palma File

- Attended Mission Oak (Calif.) and played for head coach Mark Gambini
- Four-star recruit by Scout and 247Sports
- Nation's 196th-best overall player by Scout
- Nation's 11th-best inside linebacker by 247Sports, 10th best middle linebacker by Scout
- California's 26th-best overall prospect by Scout, 29th by 247Sports
- 2012 Tacoma News Tribune Western 100
- 2012 PrepStar All-West-Region
- 2012 CalHiSports first team medium schools all-state
- 2012 MaxPreps first team Division III all-state
- 2012 Fresno Bee first team all-area
- Three-time first team all-county
- Selected to the 2013 Offense-Defense All-American Bowl and Cal State Game
- Earned three varsity football letters
- Played wide receiver, tight end, linebacker, defensive end, punter and wildcat quarterback
- School record holder for single-game tackles (17), tackles for loss (8) and touchdowns in a half (four)
- 66 tackles, 19 tackles for loss and two forced fumbles as a senior in 2012
- 25 receptions for 370 yards and 10 touchdowns at tight end in 2012
- Three rushing touchdowns as wildcat quarterback during senior season
- Lettered in basketball and track and field
- Area champion and state qualifier in shot put with personal-best 54-6
- One older sister, Alysa
- Born in Phoenix, Ariz.
- Full name is Kevin Alexander Palma
- Son of Kevin and Angela Palma
- Majoring in architectural design

Career Statistics

TACKLES	G	UA	A	Total	TFL	Yds	PD	FF	FR	Blkd
2014	11	8	10	18	1.5	2	0	0	0	0
TOTAL	11	8	10	18	1.5	2	0	0	0	0



Jordan Perez
Inside Linebacker
 6-2 • 219 • Sophomore
 Carlsbad, Calif. • Carlsbad

15**As a Freshman (2014)**

- Did not see action

The Perez File

- Prepped at Carlsbad (Calif.) and played under head coach Thaddeus MacNeal
 - Three-time varsity letterwinner
- Four-star recruit by ESPN
- Nation's 16th-best middle linebacker by Scout, 48th-best inside linebacker by 247Sports
- Nation's 36th-best outside linebacker by ESPN, 38th by Rivals
- California's 37th-best recruit by ESPN, 46th by Scout, 55th by Rivals
- 2013 Avocado West Defensive Player of the Year
- 2013 All-CIF second team
- 2012 All-Avocado West first team
- 2012 All-San Diego County second team
- 2011 All-Avocado West first team
- 75 tackles, 14.5 tackles for loss, nine sacks and 35 catches for 550 yards and five touchdowns as a senior
- 86 tackles, nine sacks and 26 catches for 450 yards and four touchdowns as a junior
- 20 catches for 300 yards and two touchdowns as a sophomore
- Born in Phoenix, Ariz.
- Son of Miguel and Lisa Perez
- Full name is Timothy Jordan Perez



Harrison Phillips

Defensive Tackle • End

6-4 • 278 • Sophomore
Omaha, Neb. • Millard West

66

As a Freshman (2014)

- Six games played
- Nine tackles, 2.0 sacks
- 1.0 sack in career debut at Arizona State
- Six tackles vs. Oregon State
- One tackle at Oregon
- 1.0 sack vs. Maryland

The Phillips File

- Played at Millard West (Neb.) under head coach Kirk Peterson
- Nebraska's top-ranked recruit by 247Sports, second by Scout and Rivals, third by ESPN
- Nation's 28th-best weak side defensive end by 247Sports, 30th strong side defensive end by Rivals
- Nation's 63rd-best defensive end by Scout, 28th weak side end by 247Sports
- 2013 Gatorade Nebraska Football Player of the Year
- 2013 Super State first team and honorary captain
- 2013 all-state selection and honorary captain
- 2013 All-Nebraska first team and honorary captain
- 2013 All-Nebraska Class A first team
- 2013 All-Metro Conference first team
- 2013 Coaches' All-District
- 2013 Metro Defensive Lineman Player of the Year
- 2013 Academic All-Metro
- 2013 team captain
- Represented Nebraska on U-19 National Football Team at 2014 International Bowl
- Selected for Nebraska Shrine Bowl
- 2012 Super State second team
- 2012 All-Nebraska first team
- 2012 All-Nebraska Class A
- 2012 Coaches' All-Division
- 2012 All-Metro Conference first team
- 2012 Coaches' All-Academic first team
- 2011 all-state honorable mention
- 2011 All-Nebraska Class A honorable mention
- 2011 Coaches' All-District
- 2010 freshman team captain
- Four-time wrestling varsity letterwinner
 - 96-11 record in first three seasons
 - 2013 Junior National heavyweight champion
 - Heavyweight state champion as a junior
 - Brute-Adidas national champion (218-pound class) as a sophomore
 - State champion (220-pound class) as a sophomore
 - Qualified for state meet as a freshman
 - Two-time academic All-Metro
- Four-time track and field varsity letterwinner
- Born in Omaha, Neb.
- Full name is Harrison Foster Phillips
- Son of Paul and Tammie Rose Phillips
- Sister, Delanie, played soccer at Nebraska-Kearney

Career Statistics

TACKLES	G	UA	A	Total	TFL	Yds	PD	FF	FR	Blkd
2014	6	4	5	9	2.0	16	0	0	0	0
TOTAL	6	4	5	9	2.0	16	0	0	0	0

SACKS	G	UA	A	Total	Yds
2014	6	2	0	2.0	16
TOTAL	6	2	0	2.0	16



Ra'Chard Pippens

Cornerback

6-2 • 204 • Fifth-Year Senior
McDonough, Ga. • Ola

38

As a Senior (2014)

- 10 games played
- Six tackles
- One tackle vs. UC Davis
- One tackle vs. Army
- One tackle vs. Oregon State
- One tackle at Cal
- Two tackles vs. Maryland

As a Junior (2013)

- Four games played
- One tackle, one pass breakup at Washington State

As a Sophomore (2012)

- Saw action against Duke

As a Freshman (2011)

- Did not see action

The Pippens File

- Graduated from Ola (Ga.) and played for head coach John Kozvel
- Three-year letterwinner
- Nation's 48th-best safety prospect by Rivals
- 53 tackles as a senior
- All-Metro (Atlanta) first team defensive back as a senior
- First team all-Southern Crescent League
- Henry County Fantastic Four
- Wendy's High School Heisman nominee
- All-region first team as a junior
- Participated in the NUC All-World Gridiron Classic
- Lettered in track and field
- Born in Atlanta, Ga.
- Full name is Ra'Chard Darnell Pippens
- Son of Bobby and Patrice Pippens
 - Father played basketball at West Georgia (1984-87)
- One brother, Tyler
- Majoring in in science, technology and society (information technology, media and society)

Career Statistics

TACKLES	G	UA	A	Total	TFL	Yds	PD	FF	FR	Blkd
2012	1	0	0	0	0.0	0	0	0	0	0
2013	4	1	0	1	0.0	0	1	0	0	0
2014	10	4	2	6	0.0	0	0	0	0	0
TOTAL	15	5	2	7	0.0	0	1	0	0	0



Michael Rector

Wide Receiver

6-1 • 189 • Senior
Gig Harbor, Wash. • Bellarmine

3

As a Junior (2014)

- 13 games played
- 24 catches for 324 yards (13.5 yards/catch)
- Two rushes for 18 yards
- 342 all-purpose yards
- Two catches for 44 yards, 40-yard touchdown vs. UC Davis
- Four catches for 57 yards vs. USC

- Two catches for 65 yards vs. Washington State
- Three catches for 18 yards at Arizona State
- Four catches for 63 yards at Oregon
- Four catches for 26 yards vs. Utah
- One rush for 23 yards at Cal
- Two catches for 27 yards, including 22-yard touchdown, at UCLA
- One catch for 15 yards vs. Maryland

As a Sophomore (2013)

- Stanford's Most Outstanding Freshman Award
- Pac-12 All-Academic honorable mention
- 14 games played
- Three starts
- 14 catches for 431 yards and three touchdowns
- 30.8 yards/catch
- First career catch at Army (26-yard touchdown)
- Two catches for 93 yards, one touchdown at Washington State
- One catch for 39 yards at Utah
- 47-yard reception vs. Oregon
- Team-high 44 receiving yards on two catches at USC
- 104 receiving yards on four catches and one touchdown vs. Cal
 - 45-yard reception from Hogan
- One catch for 34 yards at Arizona State in Pac-12 Championship Game
- One rush for 27 yards, two catches for 44 yards vs. Michigan State in Rose Bowl
 - 43-yard reception from Hogan

As a Freshman (2012)

- Did not see action

The Rector File

- Played football at Bellarmine (Wash.) under head coach Tom Larsen
- Earned three varsity football letters
- PrepStar All-West Region and AP all-state
- Tacoma News Tribune all-area
- Tacoma Athletic Commission Athlete of the Year
- Narrows League MVP
- 44 receptions for 918 yards and 13 touchdowns as a senior
- 42 tackles and six interceptions as a cornerback
- Punter and punt returner for prep squad in 2011
- 67 receptions for 1,078 yards and 11 touchdowns as a junior
- Record-holder for single-season receiving yards (1,078), yards/catch (20.86) and touchdowns (13)
- Career record holder for yards/catch (16.87)
- Lettered in soccer and track and field
- Led soccer team with 23 goals as a junior
- Ran the 100, 200 and 4x100 meter relay and participated in the long jump
- Born in Tacoma, Wash.
- Full name is Michael Anthony Rector
- Son of Tony and LoAnn Rector
- One older brother, Sean
- Majoring in human biology

Career Statistics

RUSHING	G	Att	Yds	TD	Lg	Avg/C	Avg/G
2013	14	1	27	0	27	27.0	1.9
2014	13	2	18	0	23	9.0	1.4
TOTAL	27	3	45	0	27	15.0	1.7

TOTAL OFFENSE	G	Rush	Pass	Total	Avg/G
2013	14	27	0	27	1.9
2014	13	18	0	18	1.4
TOTAL	27	45	0	45	1.7

RECEIVING	G	Rec	Yds	TD	Lg	Rec/G	Avg/C	Avg/G
2013	14	14	431	3	48	1.0	30.8	30.8
2014	13	24	324	2	43	1.8	13.5	24.9
TOTAL	27	38	755	5	48	1.4	19.9	28.0



Justin Reid

Strong Safety

6-1 • 195 • Freshman
Prairieville, La. • Dutchtown

22

The Reid File

- Prepped at Dutchtown (La.) under head coach Benny Saia
- Lettered in football, track and field, and soccer
- Four-star recruit by Scout and 247Sports
- Nation's eighth-best safety by 247Sports, 21st by Scout, 47th by Rivals and PrepStar
- Louisiana's 10th-best recruit by 247Sports, 14th by Scout, 33rd by Rivals and PrepStar
- Led team to three district titles
- 2014 team captain
- 2014 all-state
- 2014 All-Metro
- 2013 all-district
- Lettered in track and field
 - 2013 all-state
 - 2013 All-Metro
 - 2013 all-district
- Led team to 2013 state runner-up
- Watkins Award finalist
- Born in Prairieville, La.
- Full name is Justin Quintin Reid
- Son of Eric Reid Sr. and Sharon Guillory-Reid
 - Father ran track at LSU
- Three siblings: Christiana, Eric and Ryan
 - Brother, Eric, was an All-American at LSU and plays professionally for the San Francisco 49ers
 - Brother, Ryan, plays soccer at Maryland



Alex Robinson

Punter

6-0 • 207 • Junior
College Park, Ga. • Woodward

47

As a Sophomore (2014)


- Did not see action

As a Freshman (2013)

- Did not see action

The Robinson File

- Graduated from Woodward (Ga.) and played for head coach John Hunt
- Three-year varsity letterwinner at punter and kicker
- Atlanta Sportswriters' AAA All-State at punter
- Atlanta Journal-Constitution AAA All-State at punter
- Region 6-AAA All-Region at punter
- 43.1 yards/punt with school-record long punt of 71 yards
- Average hang time of 4.42
- Four of 38 punts were returned as a senior
- Seven of 11 field goals made, including long of 35 yards as a senior
- 64 yards/kickoff with 27 touchbacks on 45 attempts
- Earned three letters in soccer as a goalie
 - Led team to a state championship as a senior
- Cum Laude
- Hobbies include community service and playing the trombone
- Born in Chattanooga, Tenn.
- Full name is Alexander Quincy Lee Robinson
- Son of Jerry and Patricia Robinson
- One brother, Jakob
- Majoring in public policy



Torsten Rotto

Defensive End

6-2 • 262 • Fifth-Year Senior
Woodbury, Minn. • Woodbury

53

As a Senior (2014)

- Five games played
- One tackle vs. UC Davis
- One sack vs. Maryland

As a Junior (2013)

- Five games played
- Stanford's Scout Team Special Teams Player of the Week (Sept. 14)
- One tackle at Washington State
- One tackle vs. Cal

As a Sophomore (2012)

- Played against Duke

As a Freshman (2011)

- Did not see action

The Rotto File

- Graduated from Woodbury (Minn.) and played for head coach Beau LaBore
- Three-year letterwinner at defensive end and offensive lineman
- 81 tackles and 8.5 sacks as a senior
- 76 tackles and four sacks as a junior
- Two-time Suburban East All-Conference
- St. Paul Pioneer Press all-state honorable mention as a junior
- Team captain and team MVP as a senior
- Minnesota Football Coaches Association Academic All-State as a senior
- St. Paul Lions Club Male Athlete of the Year finalist
- Lettered in track and field and hockey
- Two-time all-conference in shot put and discus
- Born in Maplewood, Minn.
- Full name is Torsten Jacob Rotto
- Son of Nelson and Lynn Rotto
- One sister, Erika
- Enjoys playing the guitar, singing, hunting and fishing
- Majoring in human biology



Barry Sanders

Running Back

5-10 • 198 • Senior
Oklahoma City, Okla. • Heritage Hall

26

As a Junior (2014)

- Athlon preseason All-Pac-12 fourth team
- Phil Steele preseason All-Pac-12 fourth team
- 59 rushes for 315 yards
- Seven catches for 47 yards
- 362 all-purpose yards
- Seven rushes for 43 yards, two catches for eight yards vs. UC Davis
- Two rushes for seven yards vs. USC
- Nine rushes for 92 yards (including 44-yarder), two catches for eight yards vs. Army
- Two catches for 13 yards at Washington
- Three rushes for 14 yards at Notre Dame
- Seven rushes for 78 yards vs. Washington State
- Four rushes for 12 yards at Arizona State
- Five rushes for 43 yards vs. Oregon State
- Five rushes for 11 yards, one catch for 16 yards vs. Maryland

As a Sophomore (2013)

- 12 games played at running back and punt returner
- Five rushes for 34 yards and one touchdown
 - 8.4 yards/rush
- Seven punt returns for 71 yards
- Four catches for 31 yards
- 144 all-purpose yards
- Two yards on first career rush vs. San Jose State
- 16 yards on first career reception against Washington State
 - 34 rushing yards on three carries (including 22-yard touchdown)
- 29-yard punt return, 7-yard catch vs. Washington
- 21-yard punt return, one rush for six yards at Oregon State
- Two-yard reception vs. Cal
- Four-yard punt return vs. Notre Dame
- One catch for 11 yards vs. Michigan State in Rose Bowl

As a Freshman (2012)

- Did not see action

The Sanders File

- Graduated from Heritage Hall (Okla.) and earned four varsity letters
- Played football under head coach Andy Bogert
- 2011 PrepStar and SuperPrep All-America
- 2011 U.S. Army All-America
- Four-star recruit and nation's ninth-best running back prospect by ESPN, Rivals and Scout
- Second-best running back and fifth-best overall recruit by PrepStar
- 43rd on MaxPreps Top 100
- School-record 5,037 rushing yards and 70 touchdowns on 549 carries during prep career
- Led team to four district championships and two state titles (2008, 2010)
- Lettered in baseball
- Born in Oklahoma City, Okla.
- Full name is Barry James Sanders
- Son of Barry Sanders and Aletha House
 - Father won 1988 Heisman Trophy as Oklahoma State running back
 - Father played for Detroit Lions, member of NFL Hall of Fame
- Four younger brothers: Nigel, Nicholas, Noah and Terrance
- Majoring in communication

Career Statistics

RUSHING	G	Att	Yds	TD	Lg	Avg/C	Avg/G
2013	12	5	42	1	22	8.4	3.5
2014	13	59	315	0	44	5.3	24.2
TOTAL	25	64	357	1	44	5.6	14.3

RECEIVING	G	Rec	Yds	TD	Lg	Rec/G	Avg/C	Avg/G
2013	12	4	31	0	16	0.3	7.8	2.6
2014	13	7	47	0	16	0.5	6.7	3.6
TOTAL	25	11	78	0	16	0.4	7.1	3.1

PUNT RETURNS	G	No.	Yds	TD	Lg	Avg/R	Avg/G
2013	12	7	71	0	29	10.1	5.9
2014	13	0	0	0	0	0.0	0.0
TOTAL	25	7	71	0	29	10.1	2.8

ALL PURPOSE	G	Rush	Rec	PR	KR	IR	Total	Avg/G
2013	12	42	31	71	0	0	144	12.0
2014	13	315	47	0	0	0	362	27.8
TOTAL	25	357	78	71	0	0	506	20.2



Brennan Scarlett

Defensive End

6-4 • 264 • Fifth-Year Senior
Portland, Ore. • Central Catholic

17

As a Fifth-Year Senior (2015)

- Joined Cardinal as program's first-ever graduate transfer

As a Senior at Cal (2014)

- Phil Steele All-Pac-12 fourth team
- Five games played
- Missed bulk of season due to injury

As a Junior at Cal (2013)

- Ted Hendricks Award watch list
- Phil Steele All-Pac-12 preseason fourth team
- Missed season due to injury

As a Sophomore at Cal (2012)

- Pac-12 All-Academic honorable mention
- Nine starts in nine games played
- 40 tackles, 6.0 tackles for loss and 2.5 sacks
- Team-high two forced fumbles
- Career-high 12 tackles vs. Nevada
- Six tackles, 1.0 tackle for loss at Ohio State

As a Freshman at Cal (2011)

- Three games played
- Four tackles, 0.5 tackle for loss
- Three tackles vs. Utah
- Missed bulk of season due to injury

The Scarlett File

- Prepped at Central Catholic (Ore.)
 - Earned varsity letters in football, swimming, track and field, and swimming
- 2010 U.S. Army All-American Bowl
- 2010 PrepStar All-America
- 2010 SuperPrep All-America
- 31 tackles in first two games of senior season
- 59 tackles, 6.0 sacks, one interception and three forced fumbles as a junior
- 43 tackles, 4.0 sacks and three forced fumbles as a sophomore
- National Federation of High School Awards for Excellence
- Multnomah Athletic Club Scholar Student Award
- Full name is Brennan William Scarlett
- Son Paul and Susy Scarlett
 - Father ran track at BYU
- Two siblings, Cameron and Isabella
- Grandfather, great-grandfather, uncle and multiple cousins attended Stanford
- Pursuing master's degree in management science and engineering



Cameron Scarlett

Running Back

6-1 • 220 • Freshman
Portland, Ore. • Central Catholic

25

The Scarlett File

- Prepped at Central Catholic (Ore.) under head coach Steve Pyne
 - Lettered in football, track and field, basketball and swimming
- Four-star recruit by Scout, Rivals and PrepStar
- Nation's fifth-best all-purpose back by Rivals
- Nation's 41st-best athlete by ESPN
- Nation's 18th-best running back by PrepStar, 31st by Scout, 63rd by ESPN
- Oregon's top-ranked recruit by Scout, Rivals, 247Sports and PrepStar, second by ESPN

- Two-time all-state
- Two-time all-conference
- Led team to pair of state and league titles
- 4,831 career all-purpose yards
- 54 career touchdowns
- Missed most of senior season due to injury
- 832 rushing yards and 14 touchdowns in eight games as a senior
 - 275-yard, five-touchdown effort in 2014 playoffs
- 1,640 rushing yards and 22 touchdowns as a junior
- Multnomah Athletic Club Scholar Athlete Award
- Born in Portland, Ore.
- Full name is Cameron John Paul Scarlett
- Son of Paul and Suzy Scarlett
 - Father ran track at BYU
- Two siblings, Brennan and Isabella
 - Brother, Brennan, played football at Cal before transferring to Stanford for the 2015 season
- Enjoys traveling and all outdoor activities
- Traveled to multiple countries
- Grandfather, great-grandfather, uncle and multiple cousins attended Stanford



Dalton Schultz

Tight End

6-6 • 233 • Sophomore
South Jordan, Utah • Bingham

9

As a Freshman (2014)

- Did not see action

The Schultz File

- Played at Bingham (Utah) under head coach Dave Peck
 - Three-year letterwinner
- Four-star recruit by Scout, Rivals, ESPN and 247Sports
- Utah's top recruit by Scout, second-best by Rivals, ESPN and 247Sports
- Nation's top tight end by Scout and ESPN, third by Rivals, fourth by 247Sports
- Nation's 68th-best overall recruit by Scout, 104th by ESPN, 122nd by Rivals, 195th by 247Sports
- PrepStar Dream Team
 - Nation's 155th-best overall recruit, third-best H-tight end
- 2013 Orange County Register All-West Coast "Fab 15" first team
- 2013 all-state first team
- 2013 Bingham Offensive MVP
- 2012 all-region first team
- 2012 Bingham Junior MVP
- 2011 Bingham Sophomore MVP
- 2010 Academic Award
- 76 career receptions for 1,120 yards and 12 touchdowns
- 31 receptions for 512 yards and nine touchdowns as a senior
- 34 pass receptions for 491 yards and three touchdowns as a junior
- 11 receptions for 117 yards as a sophomore
- Led team to an undefeated season and 2013 state title
 - Ranked 19th nationally by MaxPreps and 13th in various national polls
- Two-time letterwinner for the basketball team
- AP student
- Born in Sandy, Utah
- Full name is Dalton Chase Schultz
- Son of Troy Golightly and Suzy Wilkerson
- Two siblings, Tom and Brad
 - Brother, Brad, played football at Southern Virginia



Aziz Shittu
Defensive End • Tackle
 6-3 • 279 • Senior
 Atwater, Calif. • Buhach Colony

7

As a Junior (2014)

- Pac-12 All-Academic second team
- Five games played before suffering season-ending injury
- 13 tackles, 1.5 tackles for loss, 1.0 sack, one pass breakup
- Four tackles (0.5 tackle for loss) vs. USC
- Four tackles (0.5 sack) vs. Army
- Three tackles at Washington
- One tackle, one pass breakup at Notre Dame
- 0.5 sack vs. Washington State

As a Sophomore (2013)

- Pac-12 All-Academic honorable mention
- Five tackles in 10 games played
- Two tackles at Army
- 0.5 tackle for loss vs. Arizona State
- One tackle vs. Cal
- One tackle at Arizona State in Pac-12 Championship Game

As a Freshman (2012)

- Five games played
- One solo tackle in regular-season finale at UCLA

The Shittu File

- Graduated from Buhach Colony (Calif.) and played for head coach Kevin Smartwood
- Two-year varsity letterwinner
- Parade, Rivals, SuperPrep, MaxPreps and Sports Illustrated All-America
- Five-star recruit by Rivals, four-star by Scout
- Nation's 27th-best overall recruit and third-best strong side defensive end by Rivals
- Fourth-best recruit in California by Rivals
- 2011 first team all-state
- 2011 first team all-Merced Union High School District
- 2011 all-area and district defensive player of the year
- 101 tackles and eight sacks as a senior
- 76 tackles and seven sacks as a junior
- Participated in U.S. Army All-American Bowl
- Lettered in basketball
- Born in Merced, Calif.
- Full name is Abdulaziz Oluwatosin Shittu, Jr.
- Son of Olayiwola and Adejoke Shittu
- Three older siblings: Moriam, Kao and Sheri
- Majoring in psychology

Career Statistics

TACKLES	G	UA	A	Total	TFL	Yds	PD	FF	FR	Blkd
2012	5	1	0	1	0.0	0	0	0	0	0
2013	10	2	3	5	0.5	3	0	0	0	0
2014	5	1	12	13	1.5	8	1	0	0	0
TOTAL	20	4	15	19	2.0	11	1	0	0	0

SACKS	G	UA	A	Total	Yds
2012	5	0	0	0.0	0
2013	10	0	0	0.0	0
2014	5	0	2	1.0	7
TOTAL	20	0	2	1.0	7



Sam Shober
Outside Linebacker
 6-3 • 233 • Senior
 Monroe, Wash. • Archbishop Murphy

50

As a Junior (2014)

- 13 games played
- Four tackles
- One tackle vs. UC Davis
- Two tackles vs. Army
- One tackle at Cal

As a Sophomore (2013)

- Stanford's Scout Team Defensive Player of the Week (Sept. 28)
- Played vs. Cal

As a Freshman (2012)

- Did not see action

The Shober File

- Graduated from Archbishop Murphy (Wash.)
- Three-year varsity letterwinner at linebacker
- 129 tackles, 15 tackles for loss, six sacks and one interception as a senior
- 104 tackles and eight sacks as a junior
- 278 tackles, 27 tackles for loss and 18 sacks throughout high school career
- 2011 Associated Press 2A all-state first team
- 2011 all-area by Seattle Times and Everett Herald first team
- 2011 all-Cascade Conference first team
- Two-time team captain
- Lettered in basketball and lacrosse
- Wendy's High School Heisman state finalist
- 2012 United States Army Reserve National Scholar Athlete recipient
- Born in Monroe, Wash.
- Full name is Samuel Nalty Shober
- Son of Jeff Shober and Deb Nalty
- One sister, Rachel Shober
- Majoring in human biology

Career Statistics

TACKLES	G	UA	A	Total	TFL	Yds	PD	FF	FR	Blkd
2013	1	1	0	1	0.0	0	0	0	0	0
2014	13	0	4	4	0.0	0	0	0	0	0
TOTAL	14	1	4	5	0.0	0	0	0	0	0



Graham Shuler
Center
 6-4 • 285 • Senior
 Franklin, Tenn. • Brentwood Academy

52

As a Junior (2014)

- Rimington Award watch list
- 13 games played
- 13 games started
- Offensive line ranked 18th nationally in tackles for loss allowed (4.62/game), 42nd in sacks allowed (1.77/game)

As a Sophomore (2013)

- Seven games played at backup center and in jumbo packages
- Part of one of nation's top offensive lines
 - 22nd in rushing offense (207.4 yards/game)
 - 11th in sacks allowed (1.14/game)
 - Seventh in tackles for loss allowed (4.14/game)

As a Freshman (2012)

- Did not see action

The Shuler File

- Played high school football at Brentwood Academy (Tenn.)
- Four-year varsity letterwinner
- Four-star recruit by Rivals, Scout and ESPN
- PrepStar, SuperPrep and Rivals All-America
- Nation's fourth-best center prospect by Scout, 21st-best offensive tackle by Rivals
- 2011 first team all-state, all-mid-state and all-conference
- Participated in 2011 U.S. Army All-American Bowl
- Recipient of U.S. Army All-American Bowl's Felix "Doc" Blanchard Award
- Lettered in basketball and track and field
- Born in Nashville, Tenn.
- Full name is Graham Caleb Shuler
- Son of Rob Shuler and Kim Hill
 - Father played football at Auburn
 - Mother ran track and played volleyball at Mississippi State
- Grandfather played football at Marshall
- One younger brother, Benji
- Majoring in science, technology and society (innovation, technology and organizations)

**Brandon Simmons****Free Safety**

6-0 • 189 • Sophomore
Mansfield, Texas • Timberview

2**As a Freshman (2014)**

- Did not see action

The Simmons File

- Played at Timberview (Texas) under head coach James Brown
- Three-year letterwinner
- Four-star recruit by Scout, Rivals, ESPN and 247Sports
- Nation's 144th-best overall recruit by Scout, 262nd by ESPN
- Texas' 23rd-best recruit by Scout, 28th by Rivals, 31st by ESPN and 247Sports
- Nation's top-15 safety by Scout and ESPN, 21st-best by 247Sports, 22nd-best by Rivals
- PrepStar All-America
 - Nation's 10th-best safety
- 2014 U.S. Army All-American Bowl
- Member of 161-player "The Opening" Nike showcase
- 2014 TXA-21 All-North Texas team and Dallas/Ft. Worth top-10
- Two-time District 7 (5A) first team
- 2013 District 7 (5A) Defensive Player of the Year
- 2011 District 7 (5A) Sophomore of the Year
- 2012 team defensive MVP
- 302 career tackles, seven interceptions, 17 pass breakups, five forced fumbles, three fumble recoveries and 12 tackles for loss
- 117 tackles as a sophomore in 2011
- Led team to 2013 league title
- Three-time academic all-district
- Lettered in track and field
- National Honor Society
- Four-year member of Student Athletic Leadership Council
- Volunteered at Dallas and Arlington Mission centers
- Born in Pittsburgh, Pa.
- Full name is Brandon Jarel Simmons
- Son of Kashann and Monique Simmons
 - Father played football at West Virginia (1992-97)
- One sister, Sydney
- Uncle, Baron Flenory, Jr., played football at New Hampshire (2001-06)
- Uncle, Ryan Jones, played football at New Hampshire (1986-90)
- Grandfather, Baron Flenory, Sr., played basketball at Duquesne (1976-80) and professionally in South America (1980-83)

**Ben Snyder****Tight End**

6-4 • 240 • Freshman
Crystal Bay, Nevada • Incline

87**The Snyder File**

- Played football at Incline (Nevada) under head coach Scott Conn
- Lettered in football (4), basketball (3) and baseball (3)
- High school football team had just 20 players
- 2014 and 2015 first team all-league as a tight end and linebacker
- 2013 and 2014 All-Northern Nevada as a tight end
- 2014 Incline football team MVP
- 2013 second team all-league as a tight end
- 37 receptions, 582 yards, seven touchdowns as a senior
- 111 tackles (35 solo, 76 assisted), five fumble recoveries, interception as a senior
- Three-time all-league honoree in basketball
- Led Incline to the 2014 basketball state title game
- 2015 second team all-league in baseball
- Led Incline to the 2015 baseball state title
- Four-time academic all-state honoree in football, basketball and baseball
- National Honor Society member and President
- Student Council
- Junior Class President and Student Body President
- Spanish Outstanding Incline High School Student Award
- 2012 and 2013 Excellence in Social Studies
- 2013 Principal's Award of Excellence
- Full name is Benjamin Anton Snyder
- Son of Jack and Kristi Snyder
 - Father, Jack, played football at Stanford (1979-83)
- Uncle, Mark, played football at Northern Arizona
- Cousin, Josiah Paye, will be a senior at Stanford in 2015-16
- Has one brother, Eli

**Rollins Stallworth****Wide Receiver**

6-4 • 210 • Fifth-Year Senior
Reno, Nev. • McQueen

13**As a Senior (2014)**

- Pac-12 All-Academic honorable mention
- 12 games played
- One catch for 10 yards vs. Oregon State

As a Junior (2013)

- Pac-12 All-Academic honorable mention
- Stanford's Outstanding Offensive Scout Team Player (Greg Piers Award)
- Stanford's Scout Team Co-Defensive Player of the Week (Oct. 5)
- Four games played

As a Sophomore (2012)

- Did not see action

As a Freshman (2011)

- Did not see action

The Stallworth File

- Graduated from McQueen (Nev.) and played for head coach Jim Snelling
- Two-time varsity letterwinner at wide receiver and defensive back
- 16 catches for 388 yards and five touchdowns with 33 tackles and four interceptions as a senior
- 30 catches for 553 yards and five touchdowns as a junior
- Led Nevada with 24.0 yards per catch as a senior

- Pursuing master's degree in communication (media studies)
- 2010 Sertoma Northern Nevada all-star and second team all-state
- Two-time first team all-state academic
- Lettered in basketball and track
- Northern 4A Region first team, second team all-state as a senior in basketball
- 1,033 career points, 47 three-pointers, 423 rebounds, 179 assists and 170 steals during career
- Four-time all-state and all-region in track
- School record holder in 800 meters (1:52.91) and 4x800 meter relay (7:59.36)
- Helped school to three regional titles and 2010 state championship
- Three-time National Honor Society
- Nevada NIAA Top-10 Student-Athlete Award
- 2011 Nevada High School Scholar
- Five-time all-state academic first team
- Born in Reno, Nev.
- Full name is Rollins Stallworth III
- Son of Rollins and Marguerite Stallworth
- One sister, Danielle, and one brother, Dominique
- Majoring in management science and engineering

Career Statistics

RECEIVING	G	Rec	Yds	TD	Lg	Rec/G	Avg/C	Avg/G
2013	4	0	0	0	0	0.0	0.0	0.0
2014	12	1	10	0	10	0.1	10.0	0.8
TOTAL	16	1	10	0	10	0.1	10.0	0.6



Greg Taboada

Tight End

6-5 • 244 • Junior
Atlanta, Ga. • Marist

88

As a Sophomore (2014)

- 13 games played
- Eight catches for 136 yards and two touchdowns (17.0 yards/catch)
- One catch for 12 yards in career debut vs. UC Davis
- Two catches for seven yards and two touchdowns vs. Washington State
- Two catches for 53 yards at Arizona State
- One catch for 34 yards vs. Oregon State
- One catch for 28 yards vs. Maryland

As a Freshman (2013)

- Did not see action

The Taboada File

- Played at Marist (Ga.) under head coach Alan Chadwick
- Four-star recruit by ESPN
- Nation's 167th-best overall player by ESPN
- Nation's 17th-best tight end by Scout and 24th by 247Sports
- Nation's 17th-best athlete by ESPN
- Georgia's 18th-best overall prospect by ESPN and 35th by Scout
- 2012 PrepStar All-Southeast-Region
- Selected to 2012 Offense-Defense All-American Bowl
- First team Class AAAA all-state (AP and Atlanta Journal-Constitution)
- Earned three varsity football letters
- Played tight end, outside linebacker, defensive end and right tackle
- Led Marist to the semifinals of 2012 AAAA state playoffs
- 31 tackles (20 for loss), eight sacks and 18 hurries as a senior
- 11 receptions for 158 yards and five touchdowns in 2012
- Born in Atlanta, Ga.
- Full name is Gregorio Luis Taboada
- Son of Ignacio and Maria Taboada
- Older brother, Ignacio, played tennis at Georgia
- Majoring in public policy

Career Statistics

RECEIVING	G	Rec	Yds	TD	Lg	Rec/G	Avg/C	Avg/G
2014	13	8	136	2	32	0.6	17.0	10.5
TOTAL	13	8	136	2	32	0.6	17.0	10.5



Solomon Thomas

Defensive End • Tackle

6-3 • 271 • Sophomore
Coppell, Texas • Coppell

90

As a Freshman (2014)

- Did not see action

The Thomas File

- Played at Coppell (Texas) under head coach Joe McBride
- Five-star recruit by Scout
- Four-star recruit by Rivals, ESPN and 247Sports
- Nation's 20th-best overall recruit by Scout, 25th by ESPN, 37th by Rivals, 41st by 247Sports
- Texas' third-best recruit by 247Sports, fourth-best by Scout, Rivals and ESPN
- Nation's fourth-best defensive end by Scout and ESPN
- Nation's third-best strong side defensive end by Rivals and 247Sports
- PrepStar Dream Team
 - Nation's 44th-best overall recruit, fifth-best defensive end
- 2013 USA Today All-USA second team
- 2013 all-state second team
- 2011 all-district
- 78 tackles (26 for loss), 12.5 sacks as a senior
- 89 tackles (18 for loss), 8.5 sacks as a junior
- 105 tackles as a sophomore
- Played in 2014 U.S. Army All-American Bowl
- Lettered in basketball
- Born in Chicago, Ill.
- Full name is Solomon Christopher Thomas
- Son of Chris and Martha Thomas
 - Father played basketball at Wooster
 - Mother ran track at Wooster
- One sister, Ella
- Lived in Australia for five years
- Uncle, Jon Thomas, ran track at Indiana (four-time Big Ten 400m hurdles champion)



Taijuan Thomas

Cornerback

5-10 • 173 • Junior
Monroe, La. • Ouachita Parish

6

As a Sophomore (2014)

- Did not see action

As a Freshman (2013)

- Did not see action

The Thomas File

- Attended Ouachita Parish (La.) while playing for head coach John Carr
- Three-star recruit by Rivals, 247Sports, ESPN and PrepStar
- Nation's 52nd-best wide receiver by PrepStar, 79th by ESPN and 89th by Rivals
- Louisiana's 27th-best overall prospect by ESPN and 34th by Rivals
- 2012 PrepStar All-Southeast-Region
- 2011 Louisiana Sports Writers Association Class 5A all-state
- Three-time all-Northeast Louisiana
- 105 receptions, 1,710 yards and 20 scores with 426 rushing yards and three scores as a prep
- Lettered in baseball and track
- All-state honorable mention on the diamond with .531 batting avg. and 24 stolen bases
- Qualified for state meet in 200m
- Born in Monroe, La.
- Full name is Taijuan Devole Thomas II
- Son of Taijuan and Deebie Thomas
- One younger sister, MaKenna
- Majoring in earth systems



Casey Toohill

Outside Linebacker

6-4 • 230 • Freshman
San Diego, Calif. • Cathedral Catholic

52

The Toohill File

- Played football at Cathedral Catholic (Calif.) under head coach Sean Doyle
- Nation's 28th-best outside linebacker by PrepStar, 40th by Rivals
- California's 58th-best recruit by PrepStar, 61st by Rivals
- 2015 Cal-Hi Sports all-state second team
- 2014 CIF San Diego Section all-defense first team
- 2014 Eastern League all-defense first team
- 2014 San Diego Union-Tribune all-academic
- 2014 team MVP
- Led team to 2014 league title
- Led team to 2013 CIF Division I title
- 82 tackles and 18 sacks as a senior
- Team captain as a senior
- Born in La Jolla, Calif.
- Full name is Casey Joseph Toohill
- Son of Steve and Karen Toohill
- Two siblings, Kathleen and Connor
- National Honor Society
- California Scholarship Federation
- Enjoys yoga, hiking and surfing



Casey Tucker

Offensive Tackle

6-6 • 300 • Sophomore
Gilbert, Ariz. • Hamilton

77

As a Freshman (2014)

- Five games played
- Offensive line ranked 18th nationally in tackles for loss allowed (4.62/game), 42nd in sacks allowed (1.77/game)

The Tucker File

- Played at Hamilton (Ariz.) under head coach Steve Belles
 - Three-time varsity letterwinner
- Five-star recruit by Scout
- Four-star recruit by Rivals, 247Sports and ESPN
- Nation's 22nd-best overall recruit by Scout, 39th by ESPN, 74th by Rivals
- Nation's second-best offensive tackle by Scout, fifth-best by Rivals and ESPN
- Arizona's second-best recruit by Scout, Rivals and ESPN, seventh-best by 247Sports
- Scout's top-ranked offensive lineman in the West
- PrepStar Dream Team
 - Nation's 126th-best overall recruit, 17th-best offensive lineman
- 2013 Orange County Register All-West Coast "Fab 15" first team
- 2013 Under Armour All-America Game
- 2013 all-state
- 2013 all-region
- 2012 state title game most valuable offensive lineman
- Led team to 2012 state title and pair of runner-up finishes
- Invited to 2014 U.S. Army All-American Bowl
- Lettered in wrestling
- Born in Chandler, Ariz.
- Full name is Casey Shane Tucker
- Son of Craig and Lisa Tucker
- Four siblings: Breanna, Hanna, Luke, Anna



Jay Tyler

Wide Receiver

5-8 • 167 • Freshman
Gretna, La. • Isidore Newman

4

The Tyler File

- Prepped at Isidore Newman (La.) under head coach Nelson Stewart
 - Four varsity letters in football and baseball
- Nation's 95th-best athlete by ESPN
- Louisiana's 45th-best recruit by ESPN, 84th by 247Sports
- Three-time all-state
- 2013 Louisiana Offensive MVP
- Two-time Times-Picayune All-New Orleans Small Schools Offensive Player of the Year
- Two-time LHSAA 2A Offensive MVP
- Three-time All-Metro Area
- Two-time All-Metro Area Offensive MVP
- Three-time all-district
- Led team to 2014 state semifinals for first time in 23 years
- School-record 127 career touchdowns (94 passing, 24 rushing, six receiving, three special teams)
- School record holder in passing completion pct., completions and attempts
- 521 of 779 career passing for 6,528 yards
- 8,681 career total yards
- 328 career rushes for 2,153 yards
- 20 career receptions for 312 yards
- School-record 597 all-purpose yards and nine touchdowns in 2012 win over Carver (La.)
- Joined Peyton Manning as school's only two-time team captain
- Three-time team MVP
- Three-time team offensive MVP
- Born in New Orleans, La.
- Full name is Jabiarri Jawan Tyler
- Son of Herbert Tyler and Chandra Bailey
 - Father was four-year starting quarterback at LSU
 - Only three-time bowl winner in LSU history
 - Second-most wins (29) in LSU history
- One sister, Briana
- Enjoys cooking, photo editing and drawing
- Percussionist in school's concert band



Mike Tyler

Outside Linebacker

6-5 • 234 • Junior
Brecksville, Ohio • Brecksville-Broadview Heights

33

As a Sophomore (2014)

- Two games played

As a Freshman (2013)

- Did not see action
- Stanford's Outstanding Defensive Scout Team Player (Greg Piers Award)
- Stanford's Offensive Scout Team Player of the Week (Oct. 5)
- Stanford's Offensive Scout Team Player of the Week (Oct. 19)

The Tyler File

- Attended Brecksville-Broadview Heights (Ohio) and played under head coach Jason Black
- Consensus three-star recruit
- Nation's 35th-best defensive end by PrepStar
- Nation's 19th-best weakside defensive end by 247Sports
- Ohio's 27th-best overall prospect by 247Sports
- Selected to 2013 Ohio North-South All-Star Classic
- 2012 PrepStar All-Midwest-Region
- 2012 Associated Press all-state

- 2012 Ohio High School Football Coaches Association academic all-state
- School record for single-season sacks (18)
- 89 tackles, 18 sacks, three forced fumbles and one fumble recovery as a senior
- Lettered in basketball
- Born in Cleveland, Ohio
- Full name is Michael Joseph Tyler
- Son of Bill and Sue Tyler
- One younger brother, Jimmy
- Majoring in management, technology and society



Conrad Ukropina
Kicker
 6-1 • 183 • Senior
 Pasadena, Calif. • Loyola

34

As a Junior (2014)

- One game played
- One extra point made vs. UC Davis

As a Sophomore (2013)

- Eight games played
- 11 of 12 PATs made
- Four touchbacks on 42 kickoffs
- Two of four field goals made
 - 31-yarder vs. UCLA
 - 27-yarder at USC
- 10 kickoffs vs. Cal (61.4 yards/kickoff)

As a Freshman (2012)

- Did not see action


The Ukropina File

- Graduated from Loyola (Calif.) and played for head coach Mike Christensen
 - Three varsity letters as a kicker and punter
- 43.8 yards/punt as a senior
- Career-long 68-yard punt in 2011
- 45 of 50 kickoffs went for touchbacks
- 101-for-101 career PAT
- 2011 Semper Fidelis and Junior Rank All-America
- 2011 all-Southern Section, Los Angeles County, San Gabriel Valley and Serra League
- Participated in 2011 Semper Fidelis All-American Bowl
- Three-time Loyola special teams MVP
- Two-time team captain
- Single-season school record holder in punting average (43.8) and kickoff average (68.0)
- Program-best touchback pct. (.900) and longest field goal by a freshman (44 yards)
- Graduated cum laude and with highest honors
- Lettered in soccer
- Born in Pasadena, Calif.
- Full name is Conrad Joseph Ukropina
- Son of Bill and Linan Ukropina
- Two brothers, Nick and Grant
- Great uncle, Jim Ukropina, played tight end at Stanford (1956-59)
- Cousin, Mark Ukropina, played quarterback at Yale (1990)
- Majoring in science, technology and society (innovation, technology and organizations)

Career Statistics

SCORING	G	TD	Rush	Pass	Retn	PAT	2PAT	FG	Total	Avg/G
2013	8	0	0	0	0	11	0	2	17	2.1
2014	1	0	0	0	0	1	0	0	1	1.0
TOTAL	9	0	0	0	0	12	0	2	18	2.0

FIELD GOALS	G	Att	Made	Lg	Pct
2013	8	4	2	31	50.0
2014	1	0	0	0	0.0
TOTAL	9	4	2	31	50.0



Lane Veach
Outside Linebacker
 6-6 • 235 • Sophomore
 Chandler, Ariz. • Perry

86

As a Freshman (2014)

- Did not see action

The Veach File

- Played at Perry (Ariz.) High School under head coach Preston Jones
 - Two-year letterwinner
- Nation's 32nd-best weak side defensive end by 247Sports
- Nation's 100th-best outside linebacker by ESPN
- Nation's 73rd-best defensive end by Scout
- Arizona's 12th-best recruit by Scout, 13th by 247Sports, 16th by Rivals, 19th by ESPN
- 2013 All-Chandler Unified School District honorable mention (tight end)
- 2013 All-Chandler Unified School District first team (long snapper)
- Limited to 12 career games due to injuries
- 31 career receptions for 390 yards and three touchdowns
- 70 career tackles, 45 solo stops and 11.5 sacks
- Invited to 2013 West Coast Bowl
- Lettered in basketball and volleyball
- Volunteered for local Feed My Starving Children and Feed the Hungry organizations
- Born in Phoenix, Ariz.
- Full name is Lane Mitchell Veach
- Son of Scott and Shannon Veach
 - Father played football at Arizona State (1987-90), all-league honorable mention at tight end
 - Mother played basketball at Arizona State (1988-92), Louisiana's Gatorade Player of the Year
- Four brothers: Wyatt, Britt, Cade and Shae
- Uncle, Robert Gridley, played basketball at LSU (1968-69)



Jordan Watkins
Defensive End
 6-5 • 273 • Senior
 Decatur, Ga. • Woodward

75

As a Junior (2014)

- Four games played

As a Sophomore (2013)

- Stanford's Scout Team Defensive Player of the Week (Oct. 26)
- Played vs. Cal

As a Freshman (2012)

- Did not see action

The Watkins File

- Graduated from Woodward (Ga.) and played football under head coach John Hunt
- Four-star recruit by ESPN, Rivals and Scout
- 2011 PrepStar All-America
- Nation's 14th-best defensive tackle prospect by Rivals, 25th by ESPN, 26th by Scout
- Earned three varsity letters
- Two-time Atlanta Journal Constitution all-state
- Two-time all-metro
- Participated in 2012 Semper Fidelis All-American Bowl
- 65 tackles and five tackles for loss as a senior
- 61 tackles as a junior
- Lettered in basketball
- Full name is Jordan William Brown Watkins
- Born in Atlanta, Ga.
- Son of William and Phyllis Watkins
- Majoring in communication



Kodi Whitfield

Strong Safety

6-2 • 202 • Senior
Los Angeles, Calif. • Loyola

5

As a Junior (2014)

- Transitioned from wide receiver to free safety
- 12 games played
- Five tackles
- One tackle vs. UC Davis
- Two tackles vs. Army
- One tackle at Washington
- One tackle vs. Utah

As a Sophomore (2013)

- Pac-12 All-Academic honorable mention
- 14 games played
- 16 catches for 170 yards and one touchdown
 - 10.6 yards/catch
- Nine punt returns for 40 yards
- 210 all-purpose yards
- Two catches for 14 yards vs. San Jose State
- Three catches for 20 yards at Army
 - One punt return for 25 yards
- Two catches for 11 yards vs. Washington
- Two catches for 51 yards at Utah
- Two catches for 39 yards vs. UCLA
 - 30-yard catch for first career touchdown
- Two catches for 21 yards at Oregon State

As a Freshman (2012)

- Played in 13 of 14 contests

The Whitfield File

- Prepped at Loyola (Calif.) while playing under head coach Mike Christensen
- Three-year varsity football letterwinner
- Four-star recruit by Rivals
- Nation's 17th-best wide receiver prospect by PrepStar
- 2011 PrepStar All-America
- 2011 Serra League Offensive Player of the Year
- 75 catches for 955 yards and 12 touchdowns as a senior
- 57 tackles and two interceptions in 2011
- Lettered in track and field
- Born in Atlanta, Ga.
- Son of Bob Whitfield and Euradell White
 - Father was an All-American offensive lineman at Stanford and played in the NFL Pro Bowl
- Four siblings: LaNiece, Kairo and Kaleigh Whitfield and Kyle Somerville
- Majoring in product design

Career Statistics

RECEIVING	G	Rec	Yds	TD	Lg	Rec/G	Avg/C	Avg/G			
2012	13	2	13	0	7	0.2	6.5	1.0			
2013	14	16	170	1	30	1.1	10.6	12.1			
2014	12	0	0	0	0	0.0	0.0	0.0			
TOTAL	39	18	183	1	30	0.5	10.2	4.7			
PUNT RETURNS	G	No.	Yds	TD	Lg	Avg/R	Avg/G				
2012	13	0	0	0	0	0.0	0.0				
2013	14	9	40	0	25	4.4	2.9				
2014	12	0	0	0	0	0.0	0.0				
TOTAL	39	9	40	0	25	4.4	1.0				
TACKLES	G	UA	A	Total	TFL	Yds	PD	FF	FR	Blkd	
2012	13	0	0	0	0.0	0	0	0	0	0	
2013	14	0	2	2	0.0	0	0	0	0	0	
2014	12	4	1	5	0.0	0	0	0	0	0	
TOTAL	39	4	3	7	0.0	0	0	0	0	0	



Reagan Williams

Fullback

6-3 • 218 • Freshman
Jackson, Ohio • Jackson

15

The Williams File

- Played at Jackson (Ohio) under head coach Andy Hall
- Nation's second-best fullback by Rivals, third by Scout and 247Sports
- Nation's 15th-best inside linebacker by PrepStar, 44th by ESPN
- Ohio's 12th-best recruit by PrepStar, 16th by Rivals, 38th by 247Sports, 57th by ESPN
- 2014 South-Eastern Ohio Athletic League Player of the Year
- 2014 South-Eastern Ohio Athletic League Defensive Player of the Year
- 2014 JHuddle Defensive Player of the Year
- 2014 all-state
- 2014 Ohio All-Academic first team
- Led team to two league titles
- Two-time team captain
- Four varsity letters
- Four-time South-Eastern Ohio Athletic League All-Academic
- 340 career tackles, 51 tackles for loss, 20 sacks and 176 pancake blocks
- Full name is Reagan Lee Williams
- Born in Jackson, Ohio
- Son of Randy and Jenny Williams
 - Father was football team captain at Capital
- One sister, Kaitlyn
- Enjoys music production



Nick Wilson


Offensive Guard

6-3 • 268 • Freshman
Milton, Ga. • Milton

54

The Wilson File

- Prepped at Milton (Ga.) under head coach Howie DeCristofaro
- Played football, track and field, and lacrosse
- Four-star recruit by Rivals, ESPN and PrepStar
- Nation's ninth-best offensive guard by Rivals, 16th by ESPN, 18th by PrepStar, 27th by 247Sports
- Georgia's 14th-best recruit by Rivals, 26th by ESPN, 28th by PrepStar, 38th by 247Sports
- Atlanta-Journal Constitution Super-75
- Invited to Georgia Elite Junior Classic All-Star Game
- Invited to AT&T Rising Seniors Bowl
- 2015 Semper Fidelis All-America Bowl
- 2013 North Fulton Forsyth Touchdown Club Lineman of the Year
- 2013 Georgia Elite Junior All-Star
- 2012 all-region
- Two-time all-state
- Led team to 2014 regional title and state quarterfinals
- Team captain as senior
- Three-year starter
- Second in 2013 state unlimited class weightlifting championship
- Full name is Nicholas Ryan Wilson
- Born in Atlanta, Ga.
- Son of David and Claudia Wilson



Remound Wright

Running Back

5-9 • 205 • Fifth-Year Senior
Fort Wayne, Ind. • Bishop Dwenger

22

As a Senior (2014)

- 12 games played
- Team-high 601 yards rushing on 135 carries (4.5 yards/rush)
- 11 rushing touchdowns
- Eight catches for 67 yards (8.4 yards/catch)
- 668 all-purpose yards
- Four rushes for 28 yards vs. UC Davis
- 11 rushes for 60 yards, one catch for 21 yards vs. USC
- 63 yards on 14 rushes at Washington
- Eight rushes for 29 yards and 11-yard touchdown, two catches for 21 yards at Notre Dame
- 14 rushes for 98 yards, 101 all-purpose yards vs. Washington State
- Nine rushes for 40 yards at Arizona State
- 11 rushes for 33 yards at Oregon
- Nine rushes for 37 yards vs. Utah
- 23 rushes for 92 yards and tied school record with four rushing touchdowns at Cal
- 15 rushes for 64 yards and two touchdowns at UCLA
- Eight rushes for 49 yards and three touchdowns vs. Maryland

As a Junior (2013)

- 12 games played
- 20 rushes for 102 yards and one touchdown
- Two rushes for nine yards against San Jose State
- Five rushes for nine yards against Arizona State
- Game-high 56-yards rushing on two carries against Washington State
- Second career rushing touchdown with 53-yarder against Washington State
- Two rushes for 13 yards vs. Oregon
- 16 rushing yards on six carries vs. Cal
- Three yards rushing vs. Notre Dame

As a Sophomore (2012)

- 35-yard reception against Duke
- First career touchdown on one-yard carry at Colorado
- Five carries for 15 yards at Cal
- Season-high 24 yards rushing on five carries at UCLA (all in fourth quarter)
- Five kickoff returns (23.0 yard average) in final four games
- 58 yards on two kickoff returns at Oregon, including 36-yarder to open game
- 31-yard kickoff return against UCLA in Pac-12 title game

As a Freshman (2011)

- Did not see action

The Wright File

- Graduated from Bishop Dwenger (Ind.) and played for head coach Chris Svarczkopc
- Four-star recruit by Rivals and Scout
- Nation's 16th-best running back prospect by Rivals, 20th by Scout
- Indiana's top recruit by Rivals
- Three-year letterwinner
- 2,100 rushing yards and 34 touchdowns as a senior
- 2,049 rushing yards and 40 touchdowns as a sophomore
- School's career leader in rushing yards (4,730), touchdowns (85) and points (516)
- Single-season record holder for touchdowns (40) and points (250)
- Led team to 4A runner-up finish as a senior
- 2010 Summit Athletic Conference Player of the Year
- Three-time first team all-conference running back
- Two-time Associated Press all-state
- All-league defensive back in 2008
- Fort Wayne News-Sentinel Prep Sports All-Area
- National Army All-American Combine
- Offense-Defense All-American Bowl
- Lettered in basketball and baseball
- Watkins Award finalist (African-American male athlete for academic and community service)
- Four-year Bishop Dwenger Scholar
- National Achievement Scholarship semifinalist
- Born in Pittsburgh, Pa.

- Full name is Remound Willis Wright III
- Son of Remound and Debra Wright
 - Father played football at Western Michigan (1976-80)
- Majoring in science, technology and society (innovation, technology and organizations)

Career Statistics

RUSHING	G	Att	Yds	TD	Lg	Avg/C	Avg/G
2012	13	23	81	1	15	3.5	6.2
2013	12	20	102	1	53	5.1	8.5
2014	12	135	601	11	35	4.5	50.1
TOTAL	37	178	784	13	53	4.4	21.2

RECEIVING	G	Rec	Yds	TD	Lg	Rec/G	Avg/C	Avg/G
2012	13	1	35	0	35	0.1	35.0	2.7
2013	12	0	0	0	0	0.0	0.0	0.0
2014	12	8	67	0	21	0.7	8.4	5.6
TOTAL	37	9	102	0	35	0.2	11.3	2.8

ALL PURPOSE	G	Rush	Rec	PR	KR	IR	Total	Avg/G
2012	13	81	35	0	115	0	231	17.8
2013	12	102	0	0	0	0	102	8.5
2014	12	601	67	0	0	0	668	55.7
TOTAL	37	784	102	0	115	0	1001	27.1



Sam Yules

Inside Linebacker

6-2 • 225 • Senior
Dartmouth, Mass. • Moses Brown (R.I.)

47

As a Junior (2014)

- Two games played
- Two tackles vs. UC Davis

As a Sophomore (2013)

- Stanford's Scout Team Special Teams Player of the Week (Sept. 21)
- Played vs. Cal

As a Freshman (2012)

- Did not see action

The Yules File

- Graduated from Moses Brown (R.I.) while playing for head coach Willie Edwards
 - Three varsity letters at linebacker, defensive end, tight end, wide receiver and fullback
 - Attended The Mountain School of Milton Academy (Vt.) in spring of 2011
- Single-season record 121 tackles in nine games as a senior
- 11 receptions for 264 yards and two touchdowns as a senior
- 2011 Providence Journal all-state first team
- Two-time all-Rhode Island Interscholastic League Division 3 first team
- Team MVP as a senior
- Lettered in lacrosse and helped school to 2010 state championship
- Cum Laude Society
- Latin Honor Society
- Born in Attleboro, Mass.
- Full name is Samuel Jay Yules
- Son of Sidney and Martha Yules
- Two brothers, Michael and Dave, and one sister, Cadena
 - Brother, Michael, plays football at Brown
- Michael played football at Brown
- Majoring in management science and engineering

Career Statistics

TACKLES	G	UA	A	Total	TFL	Yds	PD	FF	FR	Blkd
2013	1	0	1	1	0.0	0	0	0	0	0
2014	2	1	1	2	0.0	0	0	0	0	0
TOTAL	3	1	2	3	0.0	0	0	0	0	0



David Shaw Bradford M. Freeman Director of Football

- Fifth season as Bradford M. Freeman Director of Football
- Ninth season at Stanford
- 21st season overall

Hometown • San Diego, California
Family • Wife, Kori, and three children -- Keegan, Carter and Gavin

Stanford '94

Honors and Awards

- 2013 AFCA Regional Coach of the Year
 - 2013 Eddie Robinson Award finalist
 - 2012 Pac-12 Conference Coach of the Year
 - 2012 Paul "Bear" Bryant Coach of the Year finalist
 - 2011 Pac-12 Conference Coach of the Year
 - 2011 AFCA Regional Coach of the Year
-
- Fifth Stanford alum to hold the position of head football coach.
 - Signed long-term contract extension following the 2012 regular season.
 - Three consecutive AFCA Academic Achievement Awards.
 - Won 30 games in first 35 outings, third-fastest among active coaches.
 - Won 40 games in first 52 outings at Stanford, tying with Pop Warner for the fastest to 40 wins by any Cardinal head coach.
 - One of only three coaches to lead team to BCS bowls in his first three years as a head coach.
 - Stanford was the only team to earn four consecutive BCS bowl bids during the Bowl Championship Series era.
 - First Stanford head coach with at least eight wins in each of first four seasons.
 - Matched school-record with six selections in 2015 NFL Draft.
 - Stanford was among three schools (Alabama and Oregon) with 10 or more wins in each season from 2010-13.
 - Finished 2013 campaign ranked fifth in the BCS standings, the fourth straight top-10 BCS ranking for the Cardinal.
 - Six student-athletes received All-Pac-12 first team honors with 19 all-conference selections in 2013.
 - In 2012, guided Cardinal to a 12-2 record and first Pac-12 Championship in 13 years, culminating with Stanford's first Rose Bowl victory in over 40 years.
 - With 2012 Pac-12 Coach of the Year recognition, became second person to earn honor outright in consecutive seasons since the award's inception in 1975.
 - Stanford became the first school to defeat programs ranked No. 1 (Oregon) and 2 (USC) in the AP poll during the regular season and the Cardinal closed 2012 season with five straight wins over as many ranked opponents.
 - Historic defensive output in 2012 broke single-season sacks record (57) and led the Pac-12 in scoring defense (17.21), total defense (336.21), rushing defense (97.0), sacks (4.07) and tackles for loss (9.00).

- Cardinal ranked first nationally in sacks, second in tackles for loss, fifth in rushing defense and 11th in scoring defense following 2012 season.
- First program to win both the AFCA Academic Achievement Award and a BCS bowl game in the same season, doing so in 2012.
- First season as head coach yielded 11-2 record and 2011 Fiesta Bowl appearance.
- Ninth major college head coach in history to post 11 or more wins in his first season and first since 2006.
- Ranked in top 10 of both major polls for all 16 weeks of the 2011 season, peaking at No. 3 in the AP poll and No. 2 in the USA Today Coaches poll on Nov. 6.
- Behind 2011 Heisman Trophy finalist Andrew Luck, Stanford averaged 43.2 points/game and established a school-record with 561 points.
- Stanford's 11 victories in 2011 came by an average of 27.4 points.
- Served as Stanford's offensive coordinator for four seasons, playing an instrumental role in the resurgence of the program.
- During Shaw's tenure as offensive coordinator, the Cardinal scored 40 or more points in 11 games from 2007-10, and the balanced offense amassed a school-record 6,142 yards during the 2010 season, averaging 213.8 on the ground and 258.7 yards through the air.
- Wide receivers and passing game coordinator at the University of San Diego during the 2006 season, winning the Division I-AA Mid-Major national title and the Pioneer League championship with the nation's top offense.
- Nine years of NFL experience with the Philadelphia Eagles (1997), Oakland Raiders (1998-2001) and Baltimore Ravens (2002-05).
- Launched career at Western Washington, where he coached the outside linebackers in 1995 and the tight ends in 1996.
- Four-year letterwinner at Stanford from 1991-94 as a receiver.
- Member of Stanford's 1991 Aloha Bowl team coached by Dennis Green that finished the season with an 8-4 mark and was the third-highest scoring team in school history at the time.
- Part of Cardinal team which went 10-3 and won the 1993 Blockbuster Bowl under the direction of head coach Bill Walsh.
- Finished Stanford career with 57 catches for 664 yards and five touchdowns.
- Competed in a varsity track meet and a varsity basketball game before graduating in 1995 with a bachelor's degree in sociology.
- Represents the Pac-12 on the AFCA Ethics Committee and is one of 18 individuals named to USA Football's Football Advisory Committee.
- Father, Willie, had two separate coaching stints at Stanford (1974-76, 1989-91) during his 33-year coaching career, which also included time with the Detroit Lions, Kansas City Chiefs, Minnesota Vikings, New Orleans Saints, Oakland Raiders, San Diego Chargers and St. Louis Rams.

Season-by-Season Results

Season	Overall	Pac-12	Finish	Postseason	Result
2011	11-2	8-1	T-1st (North)	Fiesta Bowl - vs. Oklahoma State	L, 38-41 • OT
2012	12-2	8-1	T-1st (North)	Pac-12 Championship - vs. UCLA Rose Bowl - vs. Wisconsin	W, 27-24 W, 20-14
2013	11-3	7-2	T-1st (North)	Pac-12 Championship - vs. Arizona State Rose Bowl - vs. Michigan State	W, 38-14 L, 24-20
2014	8-5	5-4	2nd (North)	Foster Farms Bowl vs. Maryland	W, 45-21
Fifth Season	42-12 (.778)	28-8 (.778)	--	4-2 (.667) in postseason • 2-2 (.500) in bowl games	



Mike Bloomgren

Andrew Luck Director of Offense

- Third season as Andrew Luck Director of Offense
- Fifth season at Stanford
- 17 season overall

Florida State '99

Recruiting Areas • California (Orange and Los Angeles counties), Florida (Northern, Southern Georgia)

Hometown • Tallahassee, Florida
Family • Wife, Lara, and two sons -- Tyler and Parker

- Serves as associate head coach, offensive coordinator and offensive line coach.
- Notable student-athletes coached include David DeCastro, Jonathan Martin, David Yankey, Cameron Fleming, Andrus Peat, Tyler Gaffney, Zach Ertz.
- Helped Stanford win eight games and close the season on a three-game winning streak in 2014.
- The Cardinal scored at least 30 points in seven of 13 games on the season and increased its nation-best streak of scoring at least 10 points to 95 games to close the 2014 season.
- Stanford amassed a program-best 2,904 rushing yards during the 2013 season, Bloomgren's first year at the offensive helm. The Cardinal out-rushed opponents 1,529-497, an average of 218.5 to 71.0. Cultivating explosive plays in Bloomgren's offense, Stanford scored 23 offensive touchdowns covering 20 yards or more in 2013.
- Rivals.com named Bloomgren as its 2014 National Recruiter of the Year - the latest such honor that began in 2012 when ESPN recognized him as its Pac-12 Recruiter of the Year. Football Scoop named Bloomgren its 2013 Offensive Line Coach of the Year following two years of eye-opening player accomplishments.
- In 2013, all five offensive linemen received All-Pac-12 honors, including first-team selection David Yankey, Stanford's first two-time first team All-American selection since Bob Whitfield (1990-91), and a semifinalist for the Outland Trophy and Lombardi Award
- In 2013, the offensive line ranked among the top groups in the country; in 13 games, the unit only surrendered 15 sacks to rank 16th nationally, and ranked fourth nationally with 48 tackles for a loss allowed.
- The Cardinal offensive line afforded 200-plus yards rushing in six games during the 2012 season, paving the way for record-breaking running back Stepfan Taylor, who produced the best season of his career (109.29 yards/game) behind the most inexperienced offensive line of his career.
- Bloomgren's work with the offensive line in 2011, which included three first-year starters, played a pivotal role in providing protection for Heisman finalist Andrew Luck to complete over 70 percent of his passes and throw a school-record 37 touchdowns, in addition to compiling the third-highest rushing total in school annals.
- Stanford's ground game in 2011 keyed an offense that ranked seventh nationally in scoring average at 43.2 points/game and eighth in total offense at 489.3 yards/game.
- Right guard David DeCastro was a unanimous 2011 All-America selection and finalist for the Outland Trophy under Bloomgren's watch, while left tackle Jonathan Martin earned first team Walter Camp Football Foundation and American Football Coaches Association All-America honors.
- Joined the Cardinal staff as offensive line coach and run game coordinator in 2011 after spending four seasons with the New York Jets, where he served as assistant offensive coordinator (2010), offensive assistant (2009) and offensive quality control coach (2007-08).
- Launched coaching career as an undergraduate assistant for Bobby Bowden at Florida State, where the Seminoles captured a pair of Atlantic Coast Conference titles (1997-98) during his tenure.
- A 1999 graduate of Florida State with a bachelor's degree in sports management, Bloomgren earned his master's degree in higher education from Alabama in 2001.



Lance Anderson

Willie Shaw Director of Defense

- Second season as Willie Shaw Director of Defense
- Ninth season at Stanford
- 19th season overall

Idaho State '96

Recruiting Areas • California (San Diego and Imperial counties), Idaho, Utah, Arizona, Georgia (North Georgia)

Hometown • Rupert, Idaho
Family • Wife, Sherri, and three children -- Aubrey, Jaren and Braden

- Second season overseeing Stanford's defense, sixth campaign working with the outside linebackers.
- Notable student-athletes coached include Trent Murphy, Chase Thomas, Sione Fua and Matthew Masifilo.
- Previously worked with the defensive tackles from 2007-09.
- One of the architects of Stanford's vaunted defense and program's liaison to the Stanford admissions office.
- Defense has ranked among the nation's top-15 in defensive efficiency for four consecutive years.
- In 2014, Stanford ranked second nationally in scoring defense (16.4 points/game), third in total defense (282.4 yards/game), seventh in rushing defense (104.5 yards/game) and eighth in passing defense (177.9 yards/game) -- one of three teams in 2014 to finish in the top-10 nationally in all four categories. The team was also among the best nationally in getting to the quarterback, ranking sixth with 46 sacks.
- Defense ranked third in the NCAA in rushing defense (89.4 yards/game), 10th in scoring defense (19.0 points/game) and 16th in total defense (343.1 yards/game) in 2013 -- one of only five teams to allow fewer than 100 rushing yards/game. The 2013 unit was also among the best nationally in producing stops for negative yardage, ranking fifth with 44 sacks and seventh with 109 tackles for loss.
- Work on the admissions front has been noteworthy, as Stanford has earned consecutive Academic Achievement Awards from the American Football Coaches Association after posting a 100 percent graduation rate.
- The 2012 defensive unit paved the way to a historic defensive output, breaking Stanford's single-season sacks record (57). The Cardinal went on to win the Pac-12 title and claimed its first Rose Bowl crown in over 40 years.
- As recruiting coordinator from 2007-11, played instrumental role in landing four consecutive nationally acclaimed recruiting classes that were ranked in the top-25 by various scouting services.
- Came to Stanford from San Diego in 2007 after spending two seasons working with the Toreros under former Stanford head coach Jim Harbaugh.
- Prior to joining Harbaugh in San Diego, Anderson had coached at Utah State, Saint Mary's, Bucknell and Idaho State.
- After serving a church mission, was a walk-on at Idaho State where he played linebacker in 1993 and 1994.



Pete Alamar

Special Teams Coordinator

- Fourth season as special teams coordinator
- Fourth season at Stanford
- 31st season overall

Cal Lutheran '83

Recruiting Areas • California (Central Coast, Valley, Inland Empire), Louisiana, Mississippi, Texas (Houston, Southeastern), Nevada

Hometown • Thousand Oaks, California

Family • Wife, Tina, and three daughters -- Alicia, Alexandra, and Amanda

- Joined the Stanford staff in 2012 after serving as special teams coordinator and tight ends coach at Fresno State.
- A veteran of the Pac-12 Conference, Alamar also served as special teams coordinator and tight ends coach at California for seven seasons (2003-09), and had a six-year stay at Arizona where he worked primarily with special teams.
- Alamar has coached on six teams that won at least 10 games -- two at Arizona, two at Cal and two at Stanford -- and has been a part of 12 bowl teams.
- In 2014, Alamar helped the Cardinal lead the nation in punt return average -- Ty Montgomery averaged 19.8 yards per return and had two touchdowns, and freshman Christian McCaffrey averaged 17.1 yards per return.
- Under Alamar's watch, fifth-year senior Jordan Williamson set a Stanford record with 77 consecutive extra points made and also passed John Hopkins for the most field goals made in a Stanford career with 63.
- In 2013, Montgomery and the kickoff return unit ranked second nationally in return average at 27.4 yards/return.
- Montgomery also returned two kickoffs for touchdowns, going 99 yards on the opening kickoff against Washington and a school-record 100 yards at Utah while the kickoff coverage unit was equally as good, allowing just 18.1 yards/return to rank 10th nationally.
- Alamar was named Phil Steele's Special Teams Coach of the Year following the 2013 season.
- Alamar steered Stanford's 2013 special teams to a trio of top 40 NCAA rankings, including net punting (33rd - 38.49 yards/punt), punt returns (21st - 11.96 yards/return) and kickoff returns (39th - 23.09).
- Stanford also led the Pac-12 and ranked 10th nationally in kickoff coverage, allowing just 18.2 yards/return during the 2013 season.
- Williamson made 16 of his 20 field goal attempts, including 13 of 14 inside 40 yards, and punter Ben Rhyne, the Pac-12 Scholar-Athlete of the Year, averaged 42.1 yards/punt with 10 kicks of 50 or more yards.
- Alamar's specialists Daniel Zychlinski and Williamson posted banner years in 2012 with Zychlinski ranking among the nation's best punters at 43.12 yards/punt, while Williamson delivered a series of clutch field goals at No. 1 Oregon, against UCLA in the Pac-12 Championship Game and against Wisconsin in the Rose Bowl Game.
- While at Fresno State, Alamar worked closely with punt returner Devon Wylie, who earned 2011 All-America honors from Yahoo! Sports (third team), Phil Steele (fourth team) and Sports Illustrated (honorable mention).
- Then-Fresno State sophomore Isaiah Burse set NCAA FBS single-season records for most kickoff returns (75), most returns/game (5.8), kickoff return yardage (1,606) and most yards returned/game (123.5) in 2011.



Duane Akina

Defensive Backs

- Second season as defensive backs coach
- Second season at Stanford
- 36th season overall

Washington '79

Recruiting Areas • Texas (Western, Central)

Hometown • Honolulu, Hawaii

Family • Wife, Donna, and five children -- Kainoa, Keoni, Dionicia, Alli and Kamalii

- A 35-year coaching veteran, Duane Akina joined the Stanford football coaching staff as defensive backs coach in the spring of 2014.
- In Akina's first season coaching the secondary in 2014, Stanford finished second nationally in scoring defense and eighth in passing defense.
- The Cardinal did not allow a passing touchdowns in five games, one passing score in four games and two passing touchdowns in the remaining four games, for an average of under one per game.
- Stanford forced the same number of interceptions as passing touchdowns allowed (12).
- Strong safety Jordan Richards, a first team All-Pac-12 selection, led the Cardinal with three interceptions and three forced fumbles, was awarded the 2014 National Football Foundation's Scholar-Athlete Award, and finished his career with nine interceptions.
- Came to Stanford from Texas, where he spent 13 seasons on the defensive side of the ball for the Longhorns while developing an impressive number of NFL defensive backs.
- Akina has coached three Thorpe Award winners, six Thorpe finalists and 28 defensive backs who have played in the NFL.
- Akina's secondary helped Texas rank among the nation's top 10 in pass defense six times and featured consecutive Thorpe Award winners in Michael Huff (2005) and Aaron Ross (2006) to go along with two finalists in Earl Thomas (2009) and Quentin Jammer (2001) and 14 first team All-Big 12 picks.
- Eleven of Akina's former defensive backs from Texas are currently in the NFL.
- Held titles of assistant head coach and co-defensive coordinator during his stay in Austin.
- Prior to his time at Texas, Akina spent 14 years at Arizona (1987-2000), where he started as the defensive backs coach and was later named the Wildcats' associate head coach before spending four years as the offensive coordinator, after which he resumed defensive coordinator duties shortly before his departure.
- Helped guide Arizona's famed "Desert Swarm" defense, one of the nation's most aggressive and productive groups.
- Coached 1990 Jim Thorpe Award winner Darryll Lewis and finalist Chris McAlister; Lewis went on to a 10-year NFL career and was a Pro Bowler for the San Diego Chargers and McAlister earned a spot in the 2004 Pro Bowl and was a member of the 2000 Super Bowl Champion Baltimore Ravens.
- Spent five years at Hawaii (1981-85) following a graduate assistant role at his alma mater, Washington (1979-80).
- One season at the professional level came in 1986 when he served as the defensive backs coach for Calgary in the Canadian Football League.



Peter Hansen

Inside Linebackers

- Second season as inside linebackers coach
- Fourth season at Stanford
- Fifth season overall

Arizona '01

Recruiting Areas • California (Peninsula, South Bay), Arizona, Maryland, New Jersey, Pennsylvania

Hometown • Palo Alto, California

- Rejoined Stanford as inside linebackers coach in the spring of 2014.
- Under Hansen's watch in 2014, the Cardinal defense ranked second nationally in scoring defense and third in total defense.
- The linebackers played a strong role in all facets on defense; four linebackers finished among the top-six Cardinal tacklers, and the unit combined for 26 of Stanford's 46 sacks.
- In 2014, Hansen coached fifth-year senior A.J. Tarpley, who ranked second on the team with 84 tackles, Blake Martinez, who led the Cardinal with 102 tackles and three interceptions, and Kevin Anderson, who made 11.5 tackles for a loss and 5.5 sacks, all of whom were awarded All-Pac-12 honors.
- Spent the 2009 and 2010 seasons at Stanford as a defensive assistant, working closely with current San Francisco 49ers defensive coordinator Vic Fangio in film breakdown, scouting reports and practice preparation.
- Served as a strength and conditioning intern for the Cardinal in 2008.
- Hansen went to the 49ers in 2011 and worked as a defensive assistant for three years, during which the team posted a 36-11-1 regular season record and advanced to three straight NFC championship games and one Super Bowl.
- In 2011 Hansen worked with inside linebackers Patrick Willis and Navarro Bowman before moving to outside linebackers in 2012, where he worked with Ahmad Brooks, Parys Harrelson, Corey Lemonier, Aldon Smith and Dan Skuta.
- Prior to his first stop at Stanford, Hansen was an assistant coach at Palo Alto High School (Calif.) for four seasons (2004-07), working primarily with the Vikings' tight ends and defensive ends.
- Served as Palo Alto's defensive coordinator during the 2006 and 2007 campaigns.
- Two-sport athlete at Arizona, playing both football and basketball.
- On the gridiron, he blocked seven field goals and point after attempts during his career and earned second team All-Pac-10 Conference honors as a special teams performer in 2000.
- Member of the Wildcats basketball team during the 1999-2000 and 2001-02 seasons.
- Hansen graduated from Arizona in 2001 with a degree in economics before playing the 2001-02 basketball season.
- Played professional football for Cannes Iron Mask in Cannes, France, in 2003, and Club Falcon in Copenhagen, Denmark, during the 2003-04 season.
- A Palo Alto native, Hansen attended Palo Alto High School where he played for his father, Earl, the school's long-time head football coach.



Randy Hart

Defensive Line

- Sixth season as defensive line coach
- Sixth season at Stanford
- 46th season overall

Ohio State '70

Recruiting Areas • California (East Bay, NorCal), Michigan, Ohio, Oregon, Washington

Hometown • Cleveland, Ohio
Family • Wife, Linda, and two sons -- Jay and John

- One of the most respected coaches in the collegiate ranks, Randy Hart is in his sixth season on the Stanford staff as defensive line coach in 2015.
- This season marks Hart's 46th as a collegiate coach, with stops at six other schools including Tampa, Iowa State, Purdue, Ohio State, Washington and Notre Dame.
- Hart has been a member of 27 bowl teams in his coaching career, including nine Rose Bowl squads.
- In 2014, Hart coached two players to All-Pac-12 honors — Fifth-year senior Henry Anderson was named to the first team with team highs of 8.5 sacks and 15 tackles for loss, and former walk-on David Parry earned honorable mention honors.
- Under Hart's watch in 2014, the Cardinal defense ranked third nationally in total defense and was seventh in the country in rushing defense.
- The defensive line played a significant role in Stanford's squad finishing in the top-10 in the nation in sacks for a third consecutive season and top-12 nationally for the fifth consecutive season.
- In 2013, Hart coached three players to All-Pac-12 honors, including fifth-year senior Ben Gardner, who was named to the first team despite missing the second half of the season with an injury.
- In 2013, the Cardinal defense ranked 14th nationally in total defense, was third in the country in rushing defense, and led the nation in sacks for the second consecutive season.
- Stanford led the nation and set a school-record with 57 sacks in 2012
- In 2012, The Cardinal led the Pac-12 in scoring defense (17.21), total defense (336.21), rushing defense (97.0), sacks (4.07) and tackles for loss (9.00).
- Pass-rushers Gardner and Anderson both earned 2012 All-Pac-12 second team honors, each ranking among the top-15 in the conference and top-75 nationally in tackles for loss.
- Named the 2012 FootballScoop.com Defensive Line Coach of the Year.
- Under Hart's tutelage, the defensive line played a key role in the turnaround of Stanford's defensive fortunes. In 2011, the Cardinal led the nation in rushing defense (84.4).
- During his 21-year tenure as the defensive line coach at Washington, Hart helped guide the Huskies to 12 bowl appearances, including three straight Rose Bowl trips from 1991-93 and a national championship in 1991.
- One of his prized pupils at Washington was All-America Steve Emtman, the recipient of the 1991 Lombardi Award and Outland Trophy and 2007 inductee into the College Football Hall of Fame.
- A three-year football letterwinner, Hart was a member of Ohio State's 1969 Rose Bowl and national championship team that finished 10-0, and was a member of the wrestling team in 1966.
- The native of Cleveland, Ohio, graduated from South High School in Willoughby, Ohio, before earning his bachelor's and master's degrees in education from Ohio State.
- Randy and his wife, Linda, have two sons, Jay and John — John was a three-time football letterwinner at Washington and graduated in 2002.



Tavita Pritchard

Quarterbacks • Wide Receivers

- Second season as quarterbacks/wide receivers coach
- Sixth season at Stanford
- Sixth season overall

Stanford '09

Recruiting Areas • Colorado, Hawaii, Oklahoma, Texas (Dallas, North Texas)

Hometown • Tacoma, Washington

Family • Wife, Caroline

- Former Stanford quarterback Tavita Pritchard is in his sixth season on the Cardinal coaching staff and second as quarterbacks and wide receivers coach in 2015.
- In 2013, his first season as an assistant coach, Pritchard worked with the Cardinal running backs after serving as a defensive assistant for two years and a volunteer assistant in 2010.
- In Pritchard's first season coaching the quarterbacks and wide receivers in 2014, Stanford averaged 229.8 yards/game through the air while Kevin Hogan increased his completion percentage from 61.0 to 65.9 percent and reduced his interception total from 10 to eight, even though he threw almost 60 more passes in 2014 than 2013.
- In 2014, Ty Montgomery led Stanford with 61 receptions for 604 yards, also adding three touchdowns while Devon Cajuste led the Cardinal with six receiving scores and amassed 557 yards on 34 catches.
- In 2013, Pritchard nurtured Tyler Gaffney, a Doak Walker Award semifinalist that season, to second team All-Pac-12 honors.
- Gaffney rushed for 1,709 yards, 21 touchdowns, and was named the Pac-12 Championship Game MVP after rushing for 133 yards and three touchdowns in a 38-20 win over Arizona State before being selected in the sixth round of the NFL draft by the Carolina Panthers.
- With Pritchard as a defensive assistant in 2011 and 2012, the Cardinal finished with consecutive top-15 national standings in defensive efficiency.
- In 2012, Stanford's defense broke the school's single-season sacks record (57) and led the Pac-12 in scoring defense (17.21), total defense (336.21), rushing defense (97.0), sacks (4.07) and tackles for loss (9.00).
- Capped off by a Pac-12 title game victory and Rose Bowl crown, the 2012 Cardinal ranked first nationally in sacks, second in tackles for loss, fifth in rushing defense and 11th in scoring defense.
- A four-year letterwinner for the Cardinal from 2006-09, Pritchard appeared in 31 career games and made 20 starts, throwing for 2,865 yards and 15 touchdowns.
- Made his first career start against USC on Oct. 6, 2007, engineering an epic 24-23 upset of the second-ranked Trojans at the Los Angeles Coliseum highlighted by a 10-yard game-winning touchdown pass to Mark Bradford on fourth down with 0:49 left in the game to secure his place in Stanford football lore.
- Started all 12 games as a junior in 2008 and threw for 1,633 yards and 10 touchdowns, helping Stanford to a 5-7 record before relinquishing his starting duties to Andrew Luck in 2009.
- Saw action in five games his senior season, capped off by a start in the Sun Bowl for an injured Luck.
- Earned a communication degree from Stanford, graduating in 2009.



Lance Taylor

Running Backs

- Second season as running backs coach
- Second season at Stanford
- Ninth season overall

Alabama '03

Recruiting Areas • Alabama, Florida (Southern), North Carolina, South Carolina, Virginia, Washington D.C.

Hometown • Mount Vernon, Alabama

Family • Wife, Jamie, and son, Jameson

- Joined the Stanford program in 2014 as the Cardinal's running backs coach.
- In 2014, Stanford averaged 158.8 yards/game on the ground, rushed for at least 100 yards in 11 of 13 games, and finished with at least 200 yards on the ground in each of its last three games -- all Cardinal victories.
- Remound Wright led Stanford with 601 rushing yards and 11 touchdowns, running for nine scores in the final three games of the season, which included a Big Game record-tying four-touchdown performance against Cal.
- Taylor came to Stanford from the Carolina Panthers, where he spent the 2013 season as assistant wide receivers coach, working directly with Ricky Proehl.
- Prior to his time at Carolina, Taylor spent three seasons with the New York Jets from 2010-12, serving as a coaching intern in 2010, offensive quality control coach in 2011 and assistant tight ends/quality control coach in 2012.
- During Taylor's time with the Jets' tight ends, Jeff Cumberland (29) and Dustin Keller (28) ranked second and third on the team, respectively, in receptions.
- Before his stint in the NFL, Taylor coached the wide receivers at Appalachian State in 2009 where, under his tutelage, the Mountaineers set school records with 284 receptions and 3,621 receiving yards.
- The Mountaineers finished 11-3 in 2009, and won the Southern Conference title, advancing to the Football Championship Subdivision semifinals.
- Began his coaching career as a graduate assistant for Nick Saban at his alma mater, Alabama, from 2007-08.
- A walk-on at Alabama before earning a scholarship, Taylor played in 38 consecutive games at wide receiver from 1999-2003 for the Crimson Tide and, as a senior, served as special teams captain for (then) head coach Mike Shula.
- Played professionally for the Colorado Crush and Columbus Destroyers of the Arena Football League, and af2's Green Bay Blizzard and Louisville Fire from 2004-06.
- Graduated from Alabama in 2003 with a degree in management.
- Father, James, also attended Alabama and was a member of the school's 1973 national championship team as a running back under legendary head coach Paul "Bear" Bryant.



Morgan Turner

Tight Ends

- Third season as tight ends coach
- Sixth season at Stanford
- Seventh season overall

Illinois '09

Recruiting Areas • Arkansas, Illinois, Indiana, Iowa, Minnesota, Missouri, Tennessee, Wisconsin

Hometown • Champaign, Illinois
Family • Wife, Melissa

• Stanford's tight ends amassed 55 receptions for 763 yards and five touchdowns in 2014, and helped pave the way for the Cardinal rushing game, which averaged 158.8 yards/game and broke 200 yards in each of the last three games on the season.

• Austin Hooper, who was named All-Pac-12 second team and Scout Freshman All-America, led the way for Stanford, catching 40 passes for 499 yards and two touchdowns.

• In his first season as the tight ends coach in 2013, Turner helped continue the tradition of Stanford's power rushing offense with the tight ends corps playing an integral part in Stanford rushing for 2,904 yards in 14 games.

• In 2011 and 2012, Turner served as an offensive assistant after having served as a sports performance intern during the 2010 season.

• The program has become especially well-known for its recent production of NFL tight ends with Turner helping to develop former Cardinal stars Konrad Reuland (New York Jets), Coby Fleener (Indianapolis Colts), Levine Toilolo (Atlanta Falcons) and Zach Ertz (Philadelphia Eagles).

• In 2012, Ertz was a unanimous All-America with first-team honors from the American Football Coaches Association, Associated Press, Sporting News and Walter Camp Football Foundation.

• Ertz and Toilolo combined to catch 93 passes for 1,291 yards and 10 touchdowns in 2012 as Stanford led all schools nationally in tight end productivity.

• Toilolo led Stanford in yards/catch (16.4), while Ertz led the nation's tight ends in receptions and yards.

• Prior to his arrival at Stanford, Turner spent the 2009 season as the quarterbacks coach at Indiana State, where he worked under head coach Trent Miles and offensive coordinator Troy Walters, a former Stanford All-America flanker.

• During the 2008 season, Turner served as the quarterbacks coach and scout team coordinator for Illinois' Central High School, helping Central earn a berth in the Illinois state playoffs.

• The Champaign, Illinois, native earned a bachelor's degree in finance from Illinois in 2009.



Jarrett Huk

Defensive Assistant

- Third season as defensive assistant
- Fourth season at Stanford
- Fourth season overall

Idaho State '10

Hometown • Pleasanton, California
Family • Wife, Krissy

• In 2012, Huk served as a volunteer assistant with the Cardinal program and was rewarded with a full-time position with the defense in the spring of 2013.

• Huk's duties include assisting with practice coverage, charting plays, statistical analysis and preparing opponent scouting reports for the defensive staff.

• Prior to coming to Stanford, Huk served as the special teams intern for the Oakland Raiders in 2011.

• Huk was a wide receivers coach and assistant special teams coach at Chabot Community College in Hayward from 2010-11.

• Previously served as a graduate assistant at Idaho State, where he also earned a bachelor's degree in physical education and teaching.

• Two-time Big Sky All-Academic selection as a kicker at Idaho State and spent three seasons with the program as a strength and conditioning intern while an undergraduate.

• Holds a master's degree in sport management from the University of San Francisco and resides in Palo Alto with his wife, Krissy.



T.J. Rushing

Defensive Assistant

- First season as defensive assistant
- First season at Stanford
- Fourth season overall

Stanford '06

Hometown • Paul's Valley, Oklahoma
Family • Wife, Taylor and daughter, Mora

• Rushing, a former all-conference performer at Stanford, joined the Cardinal staff in 2015 as a defensive assistant, making his way back to Stanford after serving as Northern Arizona's cornerbacks coach for the 2014 season.

• Graduate assistant at Arizona State from 2012-13, primarily working with the secondary

• Enjoyed a five-year stint in the NFL as a return specialist and cornerback with the Indianapolis Colts, helping the franchise win Super Bowl XLI as well as the AFC Championship in 2006 and 2009.

• Finished his Stanford career as one of the top kick returners in school history, piling up 1,409 yards to rank third all-time with 27.1 yards/return, which at the time was the program's second-best clip.

• All-Pac-10 first-team specialist as a junior before collecting second-team honors as a senior.

• Three career touchdowns on kickoff returns, including both the first and last return of his senior season.

• Played in 43 of 44 possible games during his career with 19 coming in a starting role at cornerback, where he had four picks for 96 returns yards.

• Finished his Stanford career with 147 tackles, 13.0 tackles for loss, 4.0 sacks for 37 yards, 14 passes defensed, four forced fumbles, one fumble recovery, two blocked kicks and 14 punt returns for 128 yards, graduating in 2006 with a degree in political science.



Eric Sanders

Defensive Assistant

- First season as defensive assistant
- First season at Stanford
- 13th season overall

UC Davis '05

Hometown • San Francisco, California
Family • Wife, Maki

- Eric Sanders joined the Stanford staff as a defensive assistant prior to the 2015 season.
- Worked with the Oakland Raiders for five seasons before making his way to The Farm, serving for two seasons in an offensive quality control role and three in a defensive quality control capacity.
- From 2012-14, Sanders assisted primarily with Oakland's defensive line and, in 2013, the Raiders finished sixth in the AFC in rushing defense, allowing just 107.9 yards/game, and tied for first in the league by allowing just five opponent rushes of 20 or more yards.
- As an offensive assistant for Oakland from 2010-11, Sanders worked primarily with the tight ends, highlighted by Zach Miller's 2010 season in which he totaled 60 receptions for 685 yards and a career-high five touchdowns, receiving his first Pro Bowl selection.
- Before joining the Raiders, Sanders coached linebackers for two seasons at UC Davis.
- Served as the assistant offensive line and tight ends coach at UC Davis in 2006, before becoming a graduate assistant at Utah State.
- Earned his bachelor's degree in psychology with a biological emphasis in 2005.



Joseph Ashfield

Offensive Assistant

- Third season as offensive assistant
- Fifth season at Stanford
- 11th season overall

St. John's (Minn.) '00

Hometown • St. Paul, Minnesota
Family • Wife, Susan

- Returned to the Stanford coaching staff in 2013 as an offensive assistant.
- Second stint with the Cardinal after spending the 2005 and 2006 seasons as an offensive assistant.
- Duties include assisting with practice coverage, charting plays, statistical analysis and preparing opponent scouting reports for the offensive staff.
- In 2006, Ashfield was a graduate assistant for the Stanford program, assisting tight ends and the offensive line with game day responsibilities centered on personnel substitutions and charting plays.
- From 2008-10, was the receivers coach at Loras College (Iowa), and from 2011-12 was the offensive coordinator and quarterbacks coach at New Mexico Military Institute, directing the nation's third-ranked offensive team at better than 488 yards of offense per game.
- Earned his master's degree in health, physical education and recreation from Delta State in 2005.
- Played quarterback for two seasons at St. John's before playing in the German Football League in 2001 for the Schwaebisch Hall Unicorns.
- Coached in New Zealand for three years, where he was the head coach and director of coaching for the North Harbour Pride - a semi-pro team in Auckland - from 2001-04.
- Head coach of the New Zealand National Team in 2004.



Tsuyoshi Kawata

Offensive Assistant

- Fourth season as offensive assistant
- Ninth season at Stanford
- 12th season overall

JOSAI '95

Hometown • Tokyo, Japan

- Came to Stanford in 2007 as a volunteer assistant under former head coach Jim Harbaugh, and was promoted to a full-time position under David Shaw.
- Duties have included assisting with the development of Stanford's running game, organizing practice coverage, charting plays, statistical analysis and preparing opponent scouting reports for the offensive staff.
- Prior to coming to Stanford, Kawata served in various coaching capacities with OBIC Seagulls of the Japanese League from 1999-2006, including offensive coordinator (2004-06) and assistant head coach (2005-06).
- Played on the Seagulls offensive line from 1995 to 2003 and helped OBIC win the first Football World Cup that was held in Palermo, Italy, in 1999.
- Earned all-Japan League honors three times during his playing career.
- A native of Tokyo, Japan, Kawata is a 1995 graduate of JOSAI University, where he was a two-time all-conference selection.
- Kawata resides in Menlo Park.



Timot Lamarre

Offensive Assistant

- Third season as offensive assistant
- Fourth season at Stanford
- Eighth season overall

Boston College '08

Hometown • Burlingame, California

- Starting as a sports performance intern in the summer of 2012, Lamarre took on the role of volunteer operations assistant for Stanford's run to the 2013 Rose Bowl.
- Hired on as a full-time offensive assistant, working with the receivers and quarterbacks, in the spring of 2013.
- Before coming to Stanford, Lamarre spent two years at Massachusetts Institute of Technology (MIT), starting out as the defensive backs coach in 2010, before moving to the offensive side of the ball to coach the wide receivers for the 2011 season.
- An NSCA-certified strength and conditioning specialist, Lamarre served as the MIT department's head strength coach from April 2011 until his departure in 2012.
- Directed strength programs for 10 varsity teams including football and oversaw the weight room for the nation's largest Division III athletic program.
- Spent the 2009 season as a defensive line coach with Maryville College, while earning a master's in sport psychology from Tennessee.
- Served as a recruiting assistant for Tennessee in 2008.
- Graduated from Boston College in 2008, majoring in psychology and minoring in economics.



Robbie Picazo

Offensive Assistant

- Second season as offensive assistant
- Third season at Stanford
- Third season overall

Stanford '13

Hometown • Santa Margarita, California

- Assists with the daily operations of the offense.
- Picazo spent the 2013 season as a student assistant while finishing his coterminous degree program, and currently assists with the daily operations of the offense
- Earned a bachelor's degree in management, science and technology and a master's degree in psychology.
- Played quarterback at Stanford from 2009-12, making his collegiate debut in 2010 against Oregon State.
- Completed all three pass attempts for 15 yards against San Jose State in 2011.
- Hailing from Santa Margarita, California, Picazo was the Orange County Offensive Player of the Year after throwing for 2,754 yards and 33 touchdowns as a senior.
- Set a school single-game record by completing 22 passes against Mater Dei in the 2008 CIF playoffs and also set single-season records for completions (192), touchdown passes (33) and passing yards (2,754) as a senior.
- Former National Football Foundation Scholar-Athlete Award recipient.
- Father, Bob, wrestled at Stanford as a freshman in 1975-76.



Brad Idzik

Offensive Graduate Assistant

- First season as offensive and special teams graduate assistant
- Second season at Stanford
- Second season overall

Wake Forest '14

Hometown • Mercer Island, Washington

- Idzik joined the Stanford football program in 2014 as a volunteer offensive assistant for the Cardinal, and in 2015 will assume the role of offensive and special teams graduate assistant while also pursuing a master's degree in liberal arts.
- Attended Wake Forest, where he graduated in 2014 with a degree in mathematical business.
- Minored in global trade and commerce after a sabbatical term studying politics and economics at Cambridge.
- Transferred to Wake Forest in 2011 following his freshman year at Lehigh, and as a flanker, he made his collegiate debut in 2012 at Notre Dame.
- Idzik's father, John Jr., served as general manager of the New York Jets in 2013 and 2014.
- John spent six seasons as the vice president of football administration with the Seattle Seahawks, and played college football at Dartmouth while Idzik's grandfather, John Sr., was the head football coach at the University of Detroit in the 1960s and also held assistant coaching positions in the NFL, CFL and college football.
- Idzik currently resides in Palo Alto.



Greg Mangan

Defensive Graduate Assistant

- Third season as defensive graduate assistant
- Third season at Stanford
- Fifth season overall

Oberlin '09

Hometown • San Francisco, California

- The 2015 season marks Greg Mangan's third at Stanford as a defensive graduate assistant while also pursuing a master's degree in liberal arts.
- Prior to joining Stanford, served as quarterbacks coach for two seasons at his alma mater, Oberlin College.
- Coached quarterback Josh Mandel, who finished his career ranked third in Oberlin history with 4,570 yards passing and 42 touchdowns.
- A 2009 Oberlin graduate with a degree in English, Mangan was a three-year starter at quarterback for the Yeomen and served as team captain his senior year.
- DIII All-North Region selection in 2006 and NCAC all-conference selection in 2007 and 2008.
- Holds several major passing records for the Yeomen including yards (7,002), completions (591), touchdowns (48) and completion percentage (.633).
- After graduating from Oberlin, Mangan served as a volunteer coach at the City College of San Francisco during the 2009 season before returning to his high school alma mater, San Francisco's Saint Ignatius College Prep as an assistant coach for the 2010 season.



Matt Moran

Special Teams Graduate Assistant

- First season as special teams graduate assistant
- First season at Stanford
- Fifth season overall

Bowdoin '10

Hometown • Warwick, Rhode Island

- The 2015 season is Moran's first at Stanford, while pursuing a master's degree in liberal arts.
- Assisted with defensive quality control and player development at Rutgers during the spring of 2015.
- Served as running backs coach and special teams coordinator at Albright College (Pa.) during the 2013 and 2014 seasons.
- Special teams units blocked eight kicks for Albright in 2014, including three from AFCA All-American Malik Gilmore.
- Coached all-conference running back Ty Hughes to a 1,000-yard rushing season and zero fumbles, as Albright went 8-3 in 2013.
- Volunteer offensive quality control at San Diego during the 2011 season and assisted during 2012 spring game.
- Offensive coordinator, quarterbacks and wide receivers coach and strength and conditioning coach at the San Diego Jewish Academy in 2011 and 2012.
- After graduating from Bowdoin, he returned to his alma mater as an offensive assistant under head coach Dave Caputi to tutor quarterbacks and wide receivers in the no-huddle, up-tempo offense during the 2010 season.



Matt Doyle

**Senior Associate Athletics Director
Director of Football Operations and Player Programs**

• 16th season at Stanford

UC Davis '98

Hometown • Redwood City, California
Family • Wife, Hillary, and two children -- Catherine and Matthew

• Matt Doyle is in his 16th season with the Stanford program in 2015. Prior the 2015 season, he was promoted to senior associate athletics director and director of football operations and player programs. Previously, he served as associate athletics director and director of football operations (2013-2015). From 2007-2013, Doyle was the assistant athletics director and director of football operations. Prior to 2007, Doyle worked in a dual role within recruiting and football operations.

• In his current role, Doyle oversees the day-to-day operations of the football program while serving as a liaison to several groups in the athletics and university community. Doyle works closely with the academic support services serves as the program's pro liaison, working with NFL scouts and player agents.

• Doyle is very involved in athletic administration on a national level as he currently serves on the Rose Bowl Game Advisory Committee and the newly-formed College Football Playoff Advisory Committee. After serving as of the AFCA Football Operations National Committee, he assumed the role of president in 2015. In December, 2012, Doyle was the recipient of the FootballScoop.com Football Operations Director of the Year, an award that is nominated for and voted on by his peers.

• His broad range of responsibilities includes the overall management of the football budget, team travel, bowl game coordination, and the David Shaw Football Camps and Clinics. He also plays a key role in fundraising and outreach for the program as he coordinates football alumni communications and fundraising. Doyle played an integral role in the 2013 remodel and extension of the new 30,000 square foot football wing in the Arrillaga Family Sports Center, including the coordination of fundraising efforts of former Stanford football players. In 2015, he was instrumental in the design of the Stanford Stadium Fieldhouse, which features state-of-the-art locker rooms for the home and visiting teams, training rooms, x-ray center, officials locker room and multi-purpose space for the large events.

• Doyle also works closely with members of the campus community including the faculty, housing and dining, the dean's office and academic advising. Other duties include game day management, community outreach, the coordination and planning of team events related to the football program, including pro timing day, the annual team awards banquet and special projects.

• Since its founding in 2011, Doyle has served on the Board of Directors for FitKids, a local non-profit organization that provides after-school fitness programs and promotes a healthy lifestyle in underserved communities.

• Prior to coming to The Farm, Doyle taught world history, U.S. government and journalism at his alma mater, Saint Francis High School, in nearby Mountain View. Doyle earned his bachelor's degree in history from UC Davis in 1998, where he played outfield on the baseball team. Doyle has a master's degree in sport management from the University of San Francisco.



Mike Eubanks

**Associate Athletics Director
Director of Recruiting and Football Relations**

• Ninth season at Stanford

Stanford '97

Hometown • Overland Park, Kansas
Family • Wife, Carridine, and daughter, Collette

• Mike Eubanks is in his ninth season with the Cardinal in 2015 and his first as associate athletics director and director of recruiting and football relations. Eubanks previously served as Stanford's assistant athletics director and director of football administration from 2007-14.

• In his current role, Eubanks serves as the Cardinal's recruiting coordinator. He directs the strategic planning and execution of recruiting activities, messages, materials and visits. He is also responsible for guiding prospective student-athletes and their families through the Stanford admission application process. Eubanks has played an instrumental role in the Cardinal's recent top-20 signing classes, including the 2012 class ranked fifth in the nation.

• To leverage the brand and assets of Stanford football, Eubanks functions as the program's primary collaborator with the marketing, media relations, creative video and ticket sales groups of Stanford Athletics. He additionally directs Stanford football's social media accounts and messages. Eubanks served an interim role directing football media relations for the Cardinal's 2012 season.

• Since its development in 2009, Eubanks has led the innovative honorary captain program, which connects the team with distinguished alumni, former student-athletes and campus leaders on game weekends.

• Eubanks earned both his undergraduate and graduate degrees from Stanford, graduating in 1997 with a bachelor's degree in chemistry before earning his master's in chemistry in 2000.



Ryan Devlin

Coordinator of Player Personnel

• 5th season at Stanford

Linfield '05

Hometown • Tualatin, Oregon
Family • Wife, Monica

• The 2015 season is Ryan Devlin's fifth at Stanford, having joined the football program in 2011.

• Devlin became Stanford's coordinator of player personnel in 2015. In this role, Devlin continues to assist in Stanford's recruiting efforts, and oversees many player development responsibilities, including acting as the program's liaison to academic counselors and NFL scouts.

• Prior to the start of the 2012 season, Devlin was promoted to assistant director of football operations and recruiting, having previously served as recruiting and operations assistant in 2011.

• While at Stanford, Devlin has assisted in the recruitment of three top-20 recruiting classes, including the fifth-best overall class in 2012 -- Stanford's highest-rated class ever.

• Devlin worked as a staff assistant for the Arizona Cardinals from 2008-10, where he assisted with video operations, college scouting and breaking down games for the defense and special teams. While at Arizona, the Cardinals won back-to-back NFC West Division championships and played in Super Bowl XLIII.



Callie Seidman

Assistant Director of Football Operations

• Third season at Stanford

Fresno State '12

Hometown • Temecula, California

- The 2015 campaign marks Callie Seidman's third season with the football program and fourth overall working at Stanford. In 2015, Seidman was named assistant director of football operations.
- She began her tenure as a volunteer in gameday operations and events, and was hired in a full-time capacity as an administrative associate with the football program in 2013.
- Along with handling all administrative duties for head coach David Shaw, Seidman assists with day-to-day football operations, including team travel, bowl game coordination, community outreach, game management and summer camps.
- In 2014, Seidman implemented the highly-successful Stanford Football 101 Women's Clinic. The event, hosted by Coach Shaw, the coaching staff, and members of the Stanford football team, features a crash course in all aspects of Cardinal football.
- A former collegiate lacrosse player, Seidman graduated from Fresno State in 2012, where she captained the team as a junior and senior and was student-athlete advisory committee president. She earned a master's degree in sport management from the University of San Francisco.



Theresa Miraglia

Administrative Associate

• 16th season at Stanford

Family • Son, Drew

- The 2015 season marks Theresa Miraglia's 24th year at Stanford and 16th season with the Cardinal football program.
- In her current role, Miraglia is the administrative associate for the football program in addition to processing all football related expenses.
- Prior to joining the football program, Miraglia worked in Stanford's athletic accounting department for eight years.



Shannon Turley


Kissick Family Director of Sports Performance

• Ninth season at Stanford

Virginia Tech '00

Hometown • Bluefield, West Virginia
Family • Wife, Brittany, and daughter

- Serving as the Kissick Family Director of Sports Performance, the 2015 season is Shannon Turley's ninth with the Cardinal.
- Turley is one of the nation's most sought after innovators and regularly presents concepts of his training system to diverse audiences at venues around the world.
- In 2013, his position became the first endowed sports performance directorship in collegiate athletics with the generous gift of John Kissick and his family.
- On top of his day-to-day duties with the football team, Turley oversees the sports performance program implementation for each of Stanford's 36 varsity teams.
- Turley has created a comprehensive player development program designed to achieve three primary goals: injury prevention, athletic performance enhancement, and mental discipline development.
- Turley was recognized as the 2013 College Strength and Conditioning Coach of the Year by the National Strength and Conditioning Association (NSCA) as selected by a vote of its members.
- Following the 2011 season, FootballScoop.com named Turley as its Strength and Conditioning Coach of the Year as determined by a panel of coaches and previous recipients.
- Turley has earned significant credit from the Stanford coaching staff for his role in turning around a team that won a single game the year before his arrival, to an elite program which has achieved its greatest success with four straight BCS bowl appearances (2010-13) and consecutive Pac-12 Conference championships (2012-13).
- Integral parts of Turley's program include sports nutrition education, lifestyle management, and sports psychology programming, all of which ensure the optimal physical and mental preparation of Stanford's athletes. Turley is responsible for planning meals for the program's training table, travel, and game day to guarantee optimal nutrition and hydration. He also collaborates with the sports medicine staff to develop an individualized, sport and position specific, active integration rehabilitation plan to ensure the successful return to competition of all injured players.
- Turley brought 15 years of collegiate coaching experience to the Stanford program. Prior to arriving on The Farm, Turley spent the 2006 campaign with the University of San Diego as director of athletic performance for the Torero's 16 varsity programs.
 - Turley is a certified member of the NSCA, and previously held certificates from the Collegiate Strength and Conditioning Coaches Association, and the International Society of Sports Nutrition.



Ryan Cidzik

Sports Performance Coach

- Second season at Stanford

Susquehanna '01

Hometown • Rome, New York
Family • Wife, Aimee, and son, Steele Thomas

- The 2015 season is the second on The Farm for Ryan Cidzik, who joined the sports performance staff in the winter of 2014.
- One of the leading coaches on the topic of concussion prevention for football players, Cidzik has spoken at numerous conferences and published articles on his system of neck testing and training methods for contact sport athletes.
- Cidzik joined Stanford after two years as the director of strength and conditioning for football and outdoor sports at Columbia. In his two seasons at Columbia, the Lions had the lowest concussion rate in the Ivy League, dropping from 19 concussions the year before to five.
- Cidzik brought over a decade of NFL and collegiate experience as a strength and conditioning coach to the Stanford sports performance program. Prior to his time at Columbia, Cidzik spent two seasons as a strength and conditioning coach for the Memphis football team. He was the head football strength and conditioning coach in 2011 after serving as the assistant director of football strength and conditioning in 2010. Cidzik was responsible for the physical and mental development of the student-athletes and supervised the training of 2011 NFL first-round draft pick and future Pro Bowl performer Dontari Poe.
- Cidzik earned his bachelor's degree from Susquehanna in 2001 and earned his master's degree of exercise science from Louisiana Tech in 2005. He is a Certified Strength and Conditioning Specialist (CSCS), Registered Strength and Conditioning Coach (RSCC), USA Weightlifting Certified Level-1 Club Coach, and is certified in Orthopedic Assessment (AIAM).
- Cidzik was a four-year letterwinner and two-year starter at fullback for Susquehanna from 1997 through 2000. Cidzik is the American Powerlifting Association's (APA) former world record holder in the squat. His best competitive lifts include a 786-pound squat, 500-pound bench, and 624-pound deadlift.



Andy Ward

Sports Performance Coach

- Sixth season at Stanford

Cal State Stanislaus '09

Hometown • Sutter, California

- The 2015 season is Andy Ward's fifth as a full-time sports performance coach at Stanford and sixth overall with the department. He works full-time with the football team and previously oversaw developing strength training aspects for the track and field program.
- Prior to arriving at Stanford, Ward split the 2010-11 academic year with internships at the UC San Diego and Sacramento State. At UC San Diego, Ward assisted with the design and implementation of 13 sport-specific programs. His time at Sacramento State was spent implementing programs for the men's soccer, women's soccer and men's golf teams while assisting with 11 other programs.
- Ward earned an undergraduate degree in physical education from Cal State Stanislaus, where he was a student assistant in the strength program while serving as a performance trainer at nearby Custom Built Personal Training. He earned his master's degree in exercise science at California University (Pa.).



Matt Zubak


Sports Performance Coach

- Third season at Stanford

Gettysburg '11

Hometown • Stratford, New Jersey

- The 2015 football season is Matt Zubak's third with the program. He assists with the football team and works directly with the wrestling program.
- Before starting at Stanford, Zubak spent time with the Olympic sports department at both Maryland and the Arizona Rattlers of the Arena Football League.
- At Maryland, Zubak worked directly with 14 varsity teams. With the Rattlers, he helped design the in-season program for the eventual AFL champions.
- Originally from New Jersey, Zubak spent time as the head performance coach at a Parisi Speed School franchise before starting in Arizona.
- Zubak graduated from Gettysburg in 2011 with a degree in health and exercise science. He also holds a CSCS credential.



Cullen Carroll


Sports Performance Coach

- Second season at Stanford

Willamette '13

Hometown • Petaluma, California

- The 2015 season is the second with the Stanford football program for Cullen Carroll as a sports performance graduate assistant.
- Carroll began his career as an intern in 2014 before moving into his current role.
- Before coming to Stanford, Carroll was a sports performance intern at Wake Forest in 2013. While at Wake Forest, Carroll was the head men's rugby performance coach, while also assisting with men's and women's soccer, baseball, track and field, and field hockey.
- A native of Petaluma, California, Carroll graduate from Willamette in 2013 with a degree in exercise science. He played football for the Bearcats from 2009-12, earning All-Northwest Conference honors as a linebacker.



Scott Anderson

Head Athletic Trainer

- Ninth season at Stanford

Washington State '00

Hometown • Pleasanton, California

Family • Wife, Jaime, and two children -- Payton and Parker

- Scott Anderson was appointed head athletic trainer at Stanford in 2007, and the 2015 is his ninth on The Farm.
- Serving as the lead medical services coordinator for Stanford Athletics and team physicians of Stanford Hospital, Anderson has spent considerable energy restoring the infrastructure of a sports medicine program that is responsible for the comprehensive medical care of 34 varsity teams and over 850 student athletes. He has been responsible for the advancement of athletic training policy and standard of care guidelines, enhanced facility and staff support, implementation of the graduate assistant program's clinical educational guidelines, and started the University's only clinical and educational internship offered to undergraduate pre-med students. Anderson has been involved with ongoing collaborative research efforts between team physicians, athletic trainers, physical therapists, and sports scientists.
- Certified by the National Athletic Trainers' Association since 2000, Scott is also an approved clinical instructor (ACI), and maintains certifications in the functional movement screen (FMS) and selective functional movement assessment (SFMA). Furthermore, his unique style of leadership and passion for the collegiate athlete has blended well with the expectations of excellence that is prevalent on The Farm.
- Prior to his arrival at Stanford, Anderson spent over seven years at Saint Mary's College where he served as the director of athletic training services and NCAA/CHAMPS life skills coordinator. During his time at Saint Mary's, Anderson was credited with the successful implementation of the first comprehensive medical services model of team and consulting medical providers.
- Anderson completed his formal education with a bachelor's degree from Washington State in 2000 and obtained a master's degree in athletic administration from Saint Mary's.



Steve Bartlinski

Head Football Athletic Trainer

- Ninth season at Stanford

Ithaca '04

Hometown • Shamokin, Pennsylvania

Family • Wife, Andrea, and two children -- Owen and Spencer.

- The 2015 season marks Steve Bartlinski's ninth as head football athletic trainer.
- One of the most coveted athletic trainers in the country, Bartlinski was an invited delegate to the 2014 NFL Scouting Combine as well as the 2013 Leaders In Performance conference in New York.
- Bartlinski has spoken at several national and international conventions, including the 2014 National Athletic Trainers' Association 65th Clinical Symposia in Indianapolis, where he presented on communication, challenges and conflict in athletic training.
- In 2012 Bartlinski co-authored with a team of Stanford doctors a research paper in the American Journal of Sports Medicine on "Acromioclavicular joint injuries in NCAA football: Data from the 2004 through 2009 NCAA Injury Surveillance System."
- Prior to coming to Stanford for the 2007 season, Bartlinski served on the athletic training staff of the San Jose SaberCats of the Arena Football League for 12 seasons.
- Bartlinski has also served on training staffs for numerous local and national events, including the 1996 Summer Olympics, San Jose Rock 'N' Roll Marathon, USA MotoGP Red Bull Championships, East-West Shrine Game, Pacific Coast Figure Skating Championships, Monday Night Raw, Central Pacific Figure Skating Championships, Bruce Jenner Track and Field Classic and the USA Track and Field National Junior Championships.
- Bartlinski received his undergraduate degree in athletic training and exercise science from Ithaca in 1994. He is a member of the Ithaca Alumni Advisory Board and is an approved clinical instructor with the undergraduate athletic training program at San Jose State.
- In 2008, Bartlinski was named Stanford Football's Man of the Year for his dedicated service to the program.



Brian Gallagher

Associate Athletic Trainer

- Fourth season at Stanford

West Chester '03

Hometown • Archbald, Pennsylvania

Family • Wife, Samantha

- The 2015 season marks Brian Gallagher's fourth as associate athletic trainer with the football program.
- Gallagher, who worked with the football program from 2011-12, returned to Stanford in 2014 following one year at Maryland, where he served as assistant athletic director for the Terrapins' sports medicine program.
- As the director of sports medicine, Gallagher oversaw the day-to-day operation of the Maryland sports medicine department, including supervising a staff of 17 athletic trainers and eight team physicians, coordinating sports medicine services for Maryland's 20 athletic teams, and clinically working directly with the Maryland football program.
- Gallagher previously was the head football trainer at Toledo from 2009-10.
- Gallagher earned his bachelor's degree in sports medicine and athletic training from West Chester in 2003. He went on to earn a master's in sport management from Connecticut in 2005.



Gary Hazelitt

**Assistant Athletics Director
Head Equipment Manager**

• 16th season at Stanford **Cal State Fullerton '84**

Hometown • San Francisco, California
Family • Wife, LuAnn, two daughters -- Abby and Bethany

- The 2015 season is Gary Hazelitt's 16th at Stanford as head equipment manager.
- Hazelitt is responsible for overseeing the purchasing, fitting, maintenance and distribution of equipment for the entire Stanford athletic department, with his primary duties focused on the needs of the football program.
- Hazelitt is also responsible for the budgeting of the athletic department equipment needs and oversees the allocation and disbursement of the department's apparel contract.
- A certified member of the Athletic Equipment Manager's Association, Hazelitt served as the head equipment manager at San Jose State (1990-99) and was the assistant equipment manager at Cal State Fullerton (1983-89) before assuming his duties at Stanford.



Mike Gleeson


Video Director

• 23rd season at Stanford

Sacramento State '89

Hometown • Napa Valley, California
Family • Daughter, Clare

- The 2015 season is Mike Gleeson's 23rd as video director for Stanford's football program, having started his career on The Farm in 1993.
- Gleeson oversees all of the audio, video and computer needs for the football program. Gleeson also spearheads the recording of all practice sessions and games and edits video for game-planning purposes.
- Gleeson has been named the Pac-12 Conference's Video Director of the Year six times during his tenure at Stanford.
- Prior to his arrival at Stanford, Gleeson worked 10 years in professional football, including two years with the New Orleans Saints, four with the Miami Dolphins, two with the Atlanta Falcons and two seasons in the World Football League.



Jon Oswald

Video Production Manager

• Ninth season at Stanford

San Diego State '07

Hometown • Mariposa, California
Family • Wife, Ledah

- The 2015 season marks Jon Oswald's ninth with the Cardinal program as video production manager.
- Oswald helps oversee the day-to-day aspects of the video department, including supporting coaches and staff for creative and strategic video purposes.
- Oswald produces all motivational weekly and season highlight videos for the football program, while shooting, acquiring and editing all footage. He also produces recruiting specific videos, helps manage CardinalRedFootball.com and assists in the video production of various marketing projects.
- A 2007 San Diego State graduate, Oswald worked for three seasons as the video coordinator at the University of San Diego during former Stanford head coach Jim Harbaugh's stint with the Toreros.



Jason L. Drago, MD

**Head Team Physician
Associate Professor**

- Jason Drago is a board certified, fellowship-trained orthopaedic surgeon who specializes in sports medicine. He performs arthroscopic and reconstructive surgery of the elbow, shoulder, knee and ankle.
- Drago currently serves as a physician for the United States National Ski Team and United States Olympic Committee.
- Drago's research focuses on the use of adult stem cells to regenerate cartilage, where he has pioneered new techniques to replace cartilage defects, as well as methods to accelerate tendon healing by modifying platelet rich plasma.



Gerald P. Keane, MD
Department of Functional Restoration
Assistant Clinical Professor

Gerald Keane is a board certified, fellowship-trained physiatrist, who concentrates his care in spine related disorders.


- Keane serves as a team physician for Stanford and Cal. He has previously served as a physician for the San Francisco 49ers and the United States Figure Skating Association.
- Keane has published extensively on physical medicine and rehabilitation.



Floyd VitoCruz
MSPT, SCS, CSCS
Head Physical Therapist

Floyd VitoCruz is a board certified sports clinical specialist through the American Physical Therapy Association and a certified strength and conditioning specialist through the National Strength and Conditioning Association.

VitoCruz received his bachelor's of science in kinesiology with an emphasis in exercise science from San Francisco State before earning his master's of science in physical therapy.



Jennifer G. Baine, MD
Department of Orthopaedic Surgery
Assistant Professor

Jennifer Baine is a board-certified, fellowship trained emergency medicine physician who specializes in primary care sports medicine. Baine serves as team physician for the Cardinal.

- Baine helps direct the emergency medicine sports medicine fellowship and teaches Stanford undergraduates.
- Baine has published research on concussions and continues her research in that area as well as student-athlete well-being and athletic cardiac screening.

2014 Team Statistics

Record	Overall	Home	Away	Neutral
All games	8-5	4-2	3-3	1-0
Conference	5-4	2-2	3-2	0-0
Non-conference	3-1	2-0	0-1	1-0

	Stanford	Opponents
SCORING	353	213
Points Per Game	27.2	16.4
Points Off Turnovers	58	38
FIRST DOWNS	266	219
Rushing	95	84
Passing	149	117
Penalty	22	18
RUSHING YARDAGE	2064	1358
Yards gained rushing	2325	1812
Yards lost rushing	261	454
Rushing Attempts	477	443
Average Per Rush	4.3	3.1
Average Per Game	158.8	104.5
TDs Rushing	22	12
PASSING YARDAGE	2988	2313
Comp-Att-Int	248-381-8	245-430-12
Average Per Pass	7.8	5.4
Average Per Catch	12.0	9.4
Average Per Game	229.8	177.9
TDs Passing	20	12
TOTAL OFFENSE	5052	3671
Total Plays	858	873
Average Per Play	5.9	4.2
Average Per Game	388.6	282.4
KICK RETURNS: #-Yards	29-651	25-529
PUNT RETURNS: #-Yards	22-403	23-159
INT RETURNS: #-Yards	12-68	8-33
KICK RETURN AVERAGE	22.4	21.2
PUNT RETURN AVERAGE	18.3	6.9
INT RETURN AVERAGE	5.7	4.1
FUMBLES-LOST	28-13	14-4
PENALTIES-Yards	75-630	81-699
Average Per Game	48.5	53.8
PUNTS-Yards	59-2252	82-3437
Average Per Punt	38.2	41.9
Net punt average	33.8	35.0
KICKOFFS-Yards	69-4415	46-2727
Average Per Kick	64.0	59.3
Net kick average	41.5	36.4
TIME OF POSSESSION/Game	32:13	27:47
3RD-DOWN Conversions	70/165	72/201
3rd-Down Pct	42%	36%
4TH-DOWN Conversions	3/10	12/27
4th-Down Pct	30%	44%
SACKS BY-Yards	46-338	23-154
MISC YARDS	39	0
TOUCHDOWNS SCORED	44	26
FIELD GOALS-ATTEMPTS	15-22	11-14
ON-SIDE KICKS	0-0	1-2
RED-ZONE SCORES	(42-57) 74%	(27-33) 82%
RED-ZONE TOUCHDOWNS	(31-57) 54%	(19-33) 58%
PAT-ATTEMPTS	(44-44) 100%	(24-25) 96%
ATTENDANCE	287174	392254
Games/Avg Per Game	6/47862	6/65376
Neutral Site Games		1/34780

	1st	2nd	3rd	4th	OT	Total
Stanford	92	128	48	75	10	353
Opponents	42	68	19	71	13	213

2014 Individual Statistics

Rushing	GP	Att	Gain	Loss	Net	Avg	TD	Long	Avg/G
Wright	12	135	614	13	601	4.5	11	35	50.1
Young	13	66	340	9	331	5.0	0	34	25.5
Sanders	13	59	323	8	315	5.3	0	44	24.2
McCaffrey	13	42	307	7	300	7.1	0	37	23.1
Hogan	13	91	444	149	295	3.2	5	37	22.7
Montgomery	11	23	146	2	144	6.3	1	18	13.1
Seale	11	23	57	0	57	2.5	1	7	5.2
Rector	13	2	23	5	18	9.0	0	23	1.4
Skov	11	12	18	0	18	1.5	4	4	1.6
Ward	13	1	11	0	11	11.0	0	5	0.8
Owusu	13	2	12	3	9	4.5	0	12	0.7
Burns	2	3	20	12	8	2.7	0	20	4.0
Marx	12	3	6	0	6	2.0	0	5	0.5
Lloyd	9	1	4	0	4	4.0	0	4	0.4
Team	11	14	0	53	-53	-3.8	0	0	-4.8
Total	13	477	2325	261	2064	4.3	22	44	158.8
Opponents	13	443	1812	454	1358	3.1	12	50	104.5

Passing	G	Effic.	Comp-Att-Int	Pct	Yds	TD	Lng	Avg/G
Hogan	13	145.80	232-352-8	65.9	2792	19	52	214.8
Crowder	6	124.71	15-27-0	55.6	183	1	32	30.5
Burns	2	209.20	1-1-0	100.0	13	0	13	6.5
Team	11	0.00	0-1-0	0.0	0	0	0	0.0
Total	13	144.09	248-381-8	65.1	2988	20	52	229.8
Opponents	13	105.79	245-430-12	57.0	2313	12	52	177.9

Receiving	G	No.	Yds	Avg	TD	Long	Avg/G
Montgomery	11	61	604	9.9	3	44	54.9
Hooper	13	40	499	12.5	2	37	38.4
Cajuste	11	34	557	16.4	6	42	50.6
Rector	13	24	324	13.5	2	43	24.9
McCaffrey	13	17	251	14.8	2	52	19.3
Trojan	13	12	77	6.4	0	13	5.9
Owusu	13	11	138	12.5	0	43	10.6
Taboada	13	8	136	17.0	2	32	10.5
Wright	12	8	67	8.4	0	21	5.6
Cotton	13	7	128	18.3	1	39	9.8
Pratt	13	7	83	11.9	1	37	6.4
Sanders	13	7	47	6.7	0	16	3.6
Young	13	5	31	6.2	0	18	2.4
Seale	11	2	10	5.0	0	7	0.9
Ward	13	2	5	2.5	1	3	0.4
Skov	11	1	16	16.0	0	16	1.5
Stallworth	12	1	10	10.0	0	10	0.8
Jordan	2	1	5	5.0	0	5	2.5
Total	13	248	2988	12.0	20	52	229.8
Opponents	13	245	2313	9.4	12	52	177.9

Punt Returns	No.	Yds	Avg	TD	Long
Montgomery	12	238	19.8	2	60
McCaffrey	9	154	17.1	0	41
Lloyd	1	11	11.0	0	0
Total	22	403	18.3	2	60
Opponents	23	159	6.9	0	27

Interceptions	No.	Yds	Avg	TD	Long
Martinez	3	2	0.7	0	2
Richards	3	0	0.0	0	0
Alexander	1	46	46.0	0	46
Kalambayi	1	0	0.0	0	0
Tarpley	1	2	2.0	0	2
Olugbode	1	18	18.0	0	18
Davis	1	0	0.0	0	0
Carter	1	0	0.0	0	0
Total	12	68	5.7	0	46
Opponents	8	33	4.1	0	20

Kick Returns	No.	Yds	Avg	TD	Long
Montgomery	17	429	25.2	0	62
McCaffrey	5	91	18.2	0	29
Young	3	66	22.0	0	30
Davis	2	33	16.5	0	22
Skov	1	29	29.0	0	29
Ward	1	3	3.0	0	3
Total	29	651	22.4	0	62
Opponents	25	529	21.2	1	100

Fumble Returns	No.	Yds	Avg	TD	Long
Tarpley	1	7	7.0	0	7
Total	1	7	7.0	0	7
Opponents	4	58	14.5	1	32

Scoring	TD	FGs	Kick	Rush	Rcv	Pass	DXP	Saf	Points
Williamson	0	15-22	43-43	0-0	0	0-0	0	0	88
Wright	11	0-0	0-0	0-0	0	0-0	0	0	66
Cajuste	6	0-0	0-0	0-0	0	0-0	0	0	36
Montgomery	6	0-0	0-0	0-0	0	0-0	0	0	36
Hogan	5	0-0	0-0	0-0	0	0-0	0	0	30
Skov	4	0-0	0-0	0-0	0	0-0	0	0	24
Rector	2	0-0	0-0	0-0	0	0-0	0	0	12
Taboada	2	0-0	0-0	0-0	0	0-0	0	0	12
Hooper	2	0-0	0-0	0-0	0	0-0	0	0	12
McCaffrey	2	0-0	0-0	0-0	0	0-0	0	0	12
Seale	1	0-0	0-0	0-0	0	0-0	0	0	6
Cotton	1	0-0	0-0	0-0	0	0-0	0	0	6
Pratt	1	0-0	0-0	0-0	0	0-0	0	0	6
Ward	1	0-0	0-0	0-0	0	0-0	0	0	6
Ukropina	0	0-0	1-1	0-0	0	0-0	0	0	1
Total	44	15-22	44-44	0-0	0	0-0	0	0	353
Opponents	26	11-14	24-25	0-0	0	0-0	0	0	213

Total Offense	G	Plays	Rush	Pass	Total	Avg/G
Hogan	13	443	295	2792	3087	237.5
Wright	12	135	601	0	601	50.1
Young	13	66	331	0	331	25.5
Sanders	13	59	315	0	315	24.2
McCaffrey	13	42	300	0	300	23.1
Crowder	6	27	0	183	183	30.5
Montgomery	11	23	144	0	144	13.1
Seale	11	23	57	0	57	5.2
Burns	2	4	8	13	21	10.5
Skov	11	12	18	0	18	1.6
Rector	13	2	18	0	18	1.4
Ward	13	1	11	0	11	0.8
Owusu	13	2	9	0	9	0.7
Marx	12	3	6	0	6	0.5
Lloyd	9	1	4	0	4	0.4
Team	11	15	-53	0	-53	-4.8
Total	13	858	2064	2988	5052	388.6
Opponents	13	873	1358	2313	3671	282.4

Field Goals	FGM-FGA	Pct	01-19	20-29	30-39	40-49	50-99	Lg	Blk
Williamson	15-22	68.2	0-0	4-6	7-10	3-5	1-1	51	1

Field Goal Sequence	Stanford	Opponents
UC Davis	(32),37	-
USC	49,(33),26	(25),(53)
Army	-	-
Washington	(35),(32),46	-
Notre Dame	-	41,27,(45)
Washington State	(22),37,(34)	(46)
Arizona State	(40)	48,(25),(47),(25),(31)
Oregon State	26,(33)	-
Oregon	(47),(43),(25)	(40)
Utah	(51)	-
California	(24)	(38)
UCLA	(34)	(42)
Maryland	37,(29)	-

Numbers in (parentheses) indicate field goal was made.

Punting	No.	Yds	Avg	Long	TB	FC	I20	Blkd
Rhyne	56	2227	39.8	61	5	10	14	2
Team	3	25	8.3	24	0	0	0	1
Total	59	2252	38.2	61	5	10	14	3
Opponents	82	3437	41.9	65	8	13	19	1

Kickoffs	No.	Yds	Avg	TB	OB	Retn	Net	YdLn
Williamson	69	4415	64.0	41	2	-	-	-
Total	69	4415	64.0	41	2	529	41.5	23
Opponents	46	2727	59.3	16	0	651	36.4	28

All-Purpose	G	Rush	Rec	PR	KOR	IR	Tot	Avg/G
Montgomery	11	144	604	238	429	0	1415	128.6
McCaffrey	13	300	251	154	91	0	796	61.2
Wright	12	601	67	0	0	0	668	55.7
Cajuste	11	0	557	0	0	0	557	50.6
Hooper	13	0	499	0	0	0	499	38.4
Young	13	331	31	0	66	0	428	32.9
Sanders	13	315	47	0	0	0	362	27.8
Rector	13	18	324	0	0	0	342	26.3
Hogan	13	295	0	0	0	0	295	22.7
Owusu	13	9	138	0	0	0	147	11.3
Taboada	13	0	136	0	0	0	136	10.5
Cotton	13	0	128	0	0	0	128	9.8
Pratt	13	0	83	0	0	0	83	6.4
Trojan	13	0	77	0	12	0	77	5.9
Seale	11	57	10	0	0	0	67	6.1
Skov	11	18	16	0	29	0	63	5.7
Alexander	13	0	0	0	0	46	46	3.5
Tarpley	13	0	0	0	0	2	41	3.2
Davis	13	0	0	0	33	0	33	2.5
Ward	13	11	5	0	3	0	19	1.5
Olugbode	12	0	0	0	0	18	18	1.5
Lloyd	9	4	0	11	0	0	15	1.7
Stallworth	12	0	10	0	0	0	10	0.8
Burns	2	8	0	0	0	0	8	4.0
Marx	12	6	0	0	0	0	6	0.5
Jordan	2	0	5	0	0	0	5	2.5
Martinez	13	0	0	0	0	2	2	0.2
Team	11	-53	0	0	0	0	-53	-4.8
Total	13	2064	2988	403	651	68	6213	477.9
Opponents	13	1358	2313	159	529	33	4392	337.8

2014 Defensive Statistics

Player	GP	Tackles			TFL/Yds	Sacks	Pass Def		QBH	Fumbles	FF	Blkd	Saf
		Solo	Ast	Total		No-Yards	Int-Yds	BrUp		Rcv-Yds		Kick	
Martinez	13	53	49	102	7.0-48	4.5-38	3-2	2	4	.	2	.	.
Tarpley	13	41	43	84	4.5-26	2.0-23	1-2	.	1	1-7	.	.	.
Richards	13	53	26	79	2.5-5	.	3-0	5	.	.	3	.	.
Anderson, H.	13	40	25	65	15.0-72	8.5-55	.	2	9
Anderson, K.	13	32	20	52	11.5-50	5.5-34	.	.	6	1-0	.	.	.
Vaughters	13	31	20	51	11.0-52	6.5-30	.	3	5	1-0	2	.	.
Hoffpauir	12	25	19	44	4.0-7	.	.	5
Carter	13	33	8	41	.	.	1-0	9	.	.	1	.	.
Olugbode	12	20	18	38	1.5-6	.	1-18	5	.	1-0	.	.	.
Parry	12	11	23	34	7.5-44	4.5-38	.	.	6
Kalambayi	13	19	13	32	9.5-67	6.5-61	1-0	1	2	.	1	.	.
Lyons13	18	12	30	.	.	.	3	.	.	1	.	.	.
Harris	13	17	12	29	5.0-9	1	.	.
Lueders	13	12	14	26	5.0-19	1.5-11	.	.	2
Davis	13	10	9	19	.	.	1-0	1	1
Palma	11	8	10	18	1.5-2	.	.	.	1
Shittu	5	1	12	13	1.5-8	1.0-7	.	1
Alexander	13	8	5	13	.	.	1-46
Kaumatule	13	2	8	10	1.5-6	1.5-6	.	.	1	.	.	1	.
Lloyd	9	7	2	9	1.0-3	1	.
Phillips	6	4	5	9	2.0-16	2.0-16
McCaffrey	13	4	3	7
Pippens	10	4	2	6	1
Flacco	13	5	1	6
Hemschoot	10	4	1	5
Whitfield	12	4	1	5
Shober	13	.	4	4
Rotto	5	2	.	2	1.0-7	1.0-7
Yules	2	1	1	2
Hooper	13	2	.	2
Jones	11	1	1	2
Skov	11	1	1	2	1.0-4
Garnett	13	1	.	1
Shuler	13	1	.	1
Callihan	3	1	.	1
Lohn	9	1	.	1
Ward	13	1	.	1
Cotton	13	.	1	1
Hayes	2	1	.	1	1.0-12	1.0-12
Austin	12	.	1	1
Rector	13	.	1	1
Yazdi	5	.	1	1	0.5-1
Rhyne	13	1	.	1
Williamson	13	1	.	1
Montgomery	11	1	.	1
Total	13	482	372	854	95-464	46-338	12-68	37	39	4-7	11	2	.
Opponents	13	526	340	866	60.0-252	23-154	8-33	38	15	13-58	17	4	.

2014 Individual Game-By-Game Statistics

Passing										
Hogan	Att	Comp	Int	Pct	Yards	TD	Long	Sack	Yds	Effic.
UC Davis	16	12	1	75.0	204	3	52	1	7	231.5
USC	30	22	0	73.3	285	0	26	2	10	153.1
Army	28	20	0	71.4	216	4	32	2	4	183.4
Washington	26	17	1	65.4	178	1	28	1	6	127.9
Notre Dame	36	18	2	50.0	158	0	23	4	34	75.8
Washington State	35	23	0	65.7	284	3	43	2	9	162.2
Arizona State	39	19	0	48.7	212	0	30	2	19	94.4
Oregon State	27	18	2	66.7	277	2	42	1	5	162.5
Oregon	29	21	1	72.4	237	0	42	2	16	134.2
Utah	27	17	0	63.0	104	2	20	4	32	119.8
California	20	15	1	75.0	214	0	27	0	0	154.9
UCLA	19	16	0	84.2	234	2	43	0	0	222.4
Maryland	20	14	0	70.0	189	2	37	1	5	182.4
Totals	352	232	8	65.9	2792	19	52	22	147	145.8

Crowder	Att	Comp	Int	Pct	Yards	TD	Long	Sack	Yds	Effic.
UC Davis	13	8	0	61.5	95	1	27	0	0	148.3
Oregon State	3	1	0	33.3	10	0	10	0	0	61.3
Oregon	4	2	0	50.0	59	0	32	0	0	173.9
California	1	0	0	0.0	0	0	0	0	0	0.0
Maryland	6	4	0	66.7	19	0	16	0	0	93.3
Totals	27	15	0	55.6	183	1	32	0	0	124.7

Burns	Att	Comp	Int	Pct	Yards	TD	Long	Sack	Yds	Effic.
UC Davis	1	1	0	100.0	13	0	13	1	7	209.2
Totals	1	1	0	100.0	13	0	13	1	7	209.2

All-Purpose	Yards	UCD	USC	ARMY	UW	ND	WSU	ASU	OSU	ORE	UTAH	CAL	UCLA	UMD
Montgomery	1415	159	205	104	149	68	206	125	147	171	67	14	DNP	DNP
McCaffrey	796	122	-	41	12	18	53	40	81	39	111	53	88	138
Wright	668	28	81	DNP	63	50	101	40	8	33	42	92	75	55
Cajuste	557	DNP	44	52	59	68	20	DNP	50	116	-	51	50	47
Hooper	499	63	61	46	19	-	13	25	19	62	22	47	51	71
Young	428	42	39	46	23	18	6	4	58	38	47	61	1	45
Sanders	362	51	7	92	24	14	73	12	48	2	6	2	4	27
Rector	342	44	57	-	-	5	65	18	-5	63	26	27	27	15
Hogan	295	-1	24	11	53	-16	-4	17	39	42	-12	46	46	50
Owusu	147	16	-	-	15	-	12	-	-2	-	-	46	63	-3
Taboada	136	12	-	-	-	-	7	53	34	-	2	-	-	28
Cotton	128	15	19	10	28	-	39	14	-	-	-	-	-	3
Pratt	83	8	-	-	-	6	-	6	37	-	-	-	9	17
Trojan	77	5	-	7	3	12	20	9	9	-	-	-	12	-
Seale	67	9	3	10	-	1	DNP	3	3	DNP	4	11	12	11
Skov	63	-	2	7	-	16	2	3	1	2	DNP	DNP	-	30
Alexander	46	-	-	-	-	-	-	-	-	-	-	46	-	-
Tarpley	41	-	-	2	-	39	-	-	-	-	-	-	-	-
Davis	33	22	-	-	11	-	-	-	-	-	-	-	-	-
Ward	19	11	-	-	-	3	-	-	-	-	3	-	2	-
Olugbode	18	-	-	-	-	-	-	-	-	-	DNP	-	-	18
Lloyd	15	4	-	-	-	-	DNP	DNP	-	DNP	DNP	-	-	11
Stallworth	10	-	-	-	-	DNP	-	-	10	-	-	-	-	-
Burns	8	8	DNP	DNP	DNP	DNP	DNP	DNP	DNP	DNP	DNP	DNP	DNP	-
Marx	6	-	-	-	-	DNP	-	-	-	-	-	-	-	6
Jordan	5	-	DNP	DNP	DNP	DNP	DNP	DNP	DNP	DNP	DNP	DNP	DNP	5
Martinez	2	-	-	-	-	-	-	-	-	-	-	2	-	-
Team	-53	-1	-16	-	-1	-13	-2	-	-15	-1	-	-2	-1	-1

Rushing	No.-Yds/TD	UCD	USC	ARMY	UW	ND	WSU	ASU	OSU	ORE	UTAH	CAL	UCLA	UMD
Wright	135-601/11	4-28/0	11-60/0	DNP	14-63/0	8-29/1	14-98/1	9-40/0	9-8/0	11-33/0	9-37/0	23-92/4	15-64/2	8-49/3
Young	66-331/0	7-37/0	7-39/0	7-46/0	4-23/0	7-18/0	1-3/0	1-4/0	4-42/0	4-28/0	7-52/0	4-13/0	4-1/0	9-25/0
Sanders	59-315/0	7-43/0	2-7/0	9-92/0	3-11/0	3-14/0	7-68/0	4-12/0	5-43/0	6-2/0	3-6/0	2-2/0	3-4/0	5-11/0
McCaffrey	42-300/0	1-10/0	-	4-29/0	-	-	3-28/0	1--3/0	3-19/0	1-0/0	8-77/0	3-19/0	11-64/0	7-57/0
Hogan	91-295/5	3--1/1	11-24/0	6-11/0	14-53/1	7--16/1	4--4/0	4-17/0	4-39/1	11-42/0	6--12/0	7-46/1	7-46/0	7-50/0
Montgomery	23-144/1	1-8/0	3-9/0	2-7/1	3-38/0	5-14/0	-	-	2-16/0	3-26/0	4-26/0	-	DNP	DNP
Seale	23-57/1	3-2/0	1-3/0	2-7/0	-	1-1/0	DNP	1-3/0	2-3/0	DNP	1-4/0	5-11/0	3-12/0	4-11/1
Skov	12-18/4	-	1-2/1	2-7/0	-	-	2-2/0	2-3/1	2-1/1	2-2/1	DNP	DNP	-	1-1/0
Rector	2-18/0	-	-	-	-	-	-	-	1--5/0	-	-	1-23/0	-	-
Ward	1-11/0	1-11/0	-	-	-	-	-	-	-	-	-	-	-	-
Owusu	2-9/0	-	-	-	-	-	-	-	-	-	-	-	1-12/0	1--3/0
Burns	3-8/0	3-8/0	DNP	DNP	DNP	DNP	DNP	DNP	DNP	DNP	DNP	DNP	DNP	-
Marx	3-6/0	-	1-0/0	-	-	DNP	-	-	-	-	-	-	-	2-6/0
Lloyd	1-4/0	1-4/0	-	-	-	-	DNP	DNP	-	DNP	DNP	-	-	-
Team	14--53/0	1--1/0	1--16/0	DNP	1--1/0	1--13/0	2--2/0	DNP	3--15/0	1--1/0	-	2--2/0	1--1/0	1--1/0

2014 Individual Game-By-Game Statistics

Receiving	No.-Yds/TD	UCD	USC	ARMY	UW	ND	WSU	ASU	OSU	ORE	UTAH	CAL	UCLA	UMD
Montgomery	61-604/3	5-77/1	9-83/0	8-86/1	4-29/1	4-12/0	7-72/0	6-82/0	6-73/0	7-35/0	4-41/0	1-14/0	DNP	DNP
Cajuste	34-557/6	DNP	3-44/0	4-52/3	4-59/0	5-68/0	2-20/0	DNP	2-50/0	5-116/0	-	3-51/0	2-50/1	4-47/2
Hooper	40-499/2	4-63/1	4-61/0	4-46/0	3-19/0	-	1-13/0	3-25/0	3-19/0	5-62/0	2-22/1	3-47/0	3-51/0	5-71/0
Rector	24-324/2	2-44/1	4-57/0	-	-	1-5/0	2-65/0	3-18/0	-	4-63/0	4-26/0	1-4/0	2-27/1	1-15/0
McCaffrey	17-251/2	1-52/1	-	1-12/0	1-12/0	1-18/0	2-25/0	1-5/0	2-52/1	1-10/0	3-10/0	2-34/0	1-21/0	1-0/0
Owusu	11-138/0	1-16/0	-	-	1-15/0	-	1-12/0	-	1--2/0	-	-	4-46/0	3-51/0	-
Taboada	8-136/2	1-12/0	-	-	-	-	2-7/2	2-53/0	1-34/0	-	1-2/0	-	-	1-28/0
Cotton	7-128/1	1-15/0	1-19/0	1-10/0	1-28/0	-	1-39/1	1-14/0	-	-	-	-	-	1-3/0
Pratt	7-83/1	1-8/0	-	-	-	1-6/0	-	1-6/0	1-37/1	-	-	-	1-9/0	2-17/0
Trojan	12-77/0	1-5/0	-	1-7/0	1-3/0	3-12/0	2-20/0	2-9/0	1-9/0	-	-	-	1-12/0	-
Wright	8-67/0	-	1-21/0	DNP	-	2-21/0	1-3/0	-	-	-	1-5/0	-	2-11/0	1-6/0
Sanders	7-47/0	2-8/0	-	-	2-13/0	-	1-5/0	-	1-5/0	-	-	-	-	1-16/0
Young	5-31/0	1-5/0	-	-	-	-	1-3/0	-	-	1-10/0	1--5/0	1-18/0	-	-
Skov	1-16/0	-	-	-	-	1-16/0	-	-	-	-	DNP	DNP	-	-
Stallworth	1-10/0	-	-	-	-	DNP	-	-	1-10/0	-	-	-	-	-
Seale	2-10/0	1-7/0	-	1-3/0	-	-	DNP	-	-	DNP	-	-	-	-
Jordan	1-5/0	-	DNP	DNP	DNP	DNP	DNP	DNP	DNP	DNP	DNP	DNP	DNP	1-5/0
Ward	2-5/1	-	-	-	-	-	-	-	-	-	1-3/1	-	1-2/0	-
Punt Returns	No.-Yds	UCD	USC	ARMY	UW	ND	WSU	ASU	OSU	ORE	UTAH	CAL	UCLA	UMD
Montgomery	12-238	2-74	1-44	2-11	1-2	-	3-63	1--14	2-58	-	-	-	DNP	DNP
McCaffrey	9-154	3-60	-	-	-	-	-	-	1-10	-	-	-	1-3	4-81
Lloyd	1-11	-	-	-	-	-	DNP	DNP	-	DNP	DNP	-	-	1-11
Kick Returns	No.-Yds	UCD	USC	ARMY	UW	ND	WSU	ASU	OSU	ORE	UTAH	CAL	UCLA	UMD
Montgomery	17-429	-	3-69	-	2-80	1-42	3-71	3-57	-	5-110	-	-	DNP	DNP
McCaffrey	5-91	-	-	-	-	-	-	2-38	-	1-29	2-24	-	-	-
Young	3-66	-	-	-	-	-	-	-	1-16	-	-	1-30	-	1-20
Davis	2-33	1-22	-	-	1-11	-	-	-	-	-	-	-	-	-
Skov	1-29	-	-	-	-	-	-	-	-	-	DNP	DNP	-	1-29
Ward	1-3	-	-	-	-	1-3	-	-	-	-	-	-	-	-
Int. Returns	No.-Yds	UCD	USC	ARMY	UW	ND	WSU	ASU	OSU	ORE	UTAH	CAL	UCLA	UMD
Martinez	3-2	-	-	-	-	-	1-0	-	-	-	-	2-2	-	-
Richards	3-0	-	-	-	-	1-0	-	-	-	-	-	1-0	1-0	-
Alexander	1-46	-	-	-	-	-	-	-	-	-	-	1-46	-	-
Tarpley	1-2	-	-	1-2	-	-	-	-	-	-	-	-	-	-
Davis	1-0	1-0	-	-	-	-	-	-	-	-	-	-	-	-
Kalambayi	1-0	1-0	-	-	-	-	-	-	-	-	-	-	-	-
Olugbode	1-18	-	-	-	-	-	-	-	-	-	DNP	-	-	1-18
Carter	1-0	-	-	-	-	-	-	-	-	1-0	-	-	-	-
Fumble Returns	No.-Yds	UCD	USC	ARMY	UW	ND	WSU	ASU	OSU	ORE	UTAH	CAL	UCLA	UMD
Tarpley	1-7	-	-	-	-	-	-	-	-	-	-	1-7	-	-

2014 Individual Game-By-Game Statistics

Tackles	UA-A	Total	UCD	USC	ARMY	UW	ND	WSU	ASU	OSU	ORE	UTAH	CAL	UCLA	UMD
Martinez	53-49	102	1-3	3-7	4-6	2-5	5-2	4-4	7-1	3-3	9-5	2-5	5-6	4-0	4-2
Tarpley	41-43	84	0-6	2-6	0-5	3-2	2-7	7-1	6-2	3-1	3-2	3-3	4-3	5-1	3-4
Richards	53-26	79	2-0	8-2	4-2	3-0	4-3	4-3	8-1	4-0	6-7	4-2	3-3	2-1	1-2
Anderson, H.	40-25	65	1-1	1-0	4-3	3-1	4-3	2-0	6-2	2-2	2-2	9-2	1-4	5-2	0-3
Anderson, K.	32-20	52	2-2	3-5	1-3	5-2	4-0	-	8-2	2-1	2-2	1-1	-	3-1	1-1
Vaughters	31-20	51	0-2	1-1	3-3	5-4	2-1	0-1	7-1	2-0	1-0	3-2	3-2	2-0	2-3
Hoffpauir	25-19	44	1-0	2-2	0-1	2-0	4-0	8-7	-	1-2	DNP	1-2	4-3	1-1	1-1
Carter	33-8	41	-	4-0	3-1	5-0	2-1	3-1	2-0	1-1	3-1	1-1	2-1	6-0	1-1
Olugbode	20-18	38	1-1	1-4	0-1	2-0	3-1	3-4	1-1	2-2	4-2	DNP	1-2	2-0	-
Parry	11-23	34	2-2	0-4	1-2	1-0	1-2	1-0	-	DNP	0-2	2-4	2-0	0-4	1-3
Kalambayi	19-13	32	0-1	1-2	3-2	5-1	1-0	0-1	1-0	2-1	0-1	1-2	0-2	4-0	1-0
Lyons	18-12	30	2-1	0-1	2-0	-	3-2	0-3	1-0	0-1	2-1	1-1	2-1	5-0	0-1
Harris	17-12	29	1-1	1-1	1-0	-	2-0	0-2	3-0	1-1	1-2	2-4	1-1	2-0	2-0
Lueders	12-14	26	0-1	1-0	4-2	0-1	-	-	3-0	2-0	1-1	0-4	1-2	-	0-3
Davis	10-9	19	1-1	1-1	0-2	1-0	1-0	1-1	1-0	1-1	1-2	-	-	-	2-1
Palma	8-10	18	1-3	DNP	1-2	-	-	1-0	3-0	1-2	DNP	-	1-2	-	0-1
Alexander	8-5	13	-	-	-	1-0	-	3-1	2-0	-	0-3	0-1	1-0	1-0	-
Shittu	1-12	13	DNP	0-4	1-3	0-3	0-1	0-1	DNP	DNP	DNP	DNP	DNP	DNP	DNP
Kaumatule	2-8	10	1-2	-	0-1	-	0-1	-	-	0-1	0-1	-	1-2	-	-
Lloyd	7-2	9	2-0	-	2-1	-	-	DNP	DNP	1-0	DNP	DNP	-	-	2-1
Phillips	4-5	9	DNP	DNP	DNP	DNP	DNP	DNP	1-0	2-4	0-1	-	DNP	-	1-0
McCaffrey	4-3	7	1-2	-	-	1-1	1-0	-	-	-	-	-	-	-	1-0
Pippens	4-2	6	1-0	-	1-0	DNP	-	DNP	DNP	1-0	-	-	0-1	-	1-1
Flacco	5-1	6	1-0	-	-	-	-	1-0	-	1-0	-	0-1	-	1-0	1-0
Whitfield	4-1	5	0-1	-	2-0	1-0	DNP	-	-	-	-	1-0	-	-	-
Hemschoot	4-1	5	1-0	DNP	DNP	DNP	-	-	-	-	-	1-1	-	1-0	1-0
Shober	0-4	4	0-1	-	0-2	-	-	-	-	-	-	-	0-1	-	-
Hooper	2-0	2	1-0	-	-	1-0	-	-	-	-	-	-	-	-	-
Rotto	2-0	2	1-0	DNP	-	DNP	DNP	DNP	DNP	-	DNP	DNP	-	DNP	1-0
Skov	1-1	2	-	-	1-0	-	-	-	-	-	0-1	DNP	DNP	-	-
Yules	1-1	2	1-1	DNP	DNP	DNP	DNP	DNP	DNP	-	DNP	DNP	DNP	DNP	DNP
Jones	1-1	2	0-1	DNP	DNP	-	-	-	-	-	1-0	-	-	-	-
Garnett	1-0	1	-	-	-	-	-	-	-	-	-	1-0	-	-	-
Shuler	1-0	1	-	-	-	-	-	-	-	-	1-0	-	-	-	-
Lohn	1-0	1	-	-	1-0	DNP	DNP	DNP	-	-	-	DNP	-	-	-
Williamson	1-0	1	-	-	-	-	-	1-0	-	-	-	-	-	-	-
Rhyne	1-0	1	-	-	-	-	-	-	-	-	-	-	1-0	-	-
Yazdi	0-1	1	-	DNP	-	DNP	DNP	DNP	DNP	0-1	DNP	DNP	-	DNP	-
Ward	1-0	1	-	-	-	-	-	-	-	1-0	-	-	-	-	-
Austin	0-1	1	-	-	-	DNP	-	-	-	0-1	-	-	-	-	-
Callihan	1-0	1	1-0	DNP	DNP	DNP	DNP	DNP	DNP	DNP	DNP	DNP	-	DNP	-
Hayes	1-0	1	1-0	DNP	DNP	DNP	DNP	DNP	DNP	DNP	DNP	DNP	DNP	DNP	-
Cotton	0-1	1	0-1	-	-	-	-	-	-	-	-	-	-	-	-
Rector	0-1	1	-	-	-	-	-	-	-	0-1	-	-	-	-	-
Montgomery	1-0	1	-	-	-	1-0	-	-	-	-	-	-	-	DNP	DNP

Sacks	UA-A	Total	UCD	USC	ARMY	UW	ND	WSU	ASU	OSU	ORE	UTAH	CAL	UCLA	UMD
Anderson, H.	7-3	8.5	1.0-9	-	-	-	-	1.0-11	-	-	-	3.0-15	1.0-6	1.5-11	1.0-3
Vaughters	5-3	6.5	-	-	-	0.5-2	-	-	1.0-7	-	-	2.0-12	-	1.0-1	2.0-8
Kalambayi	6-1	6.5	-	1.0-10	-	3.0-35	-	0.5-6	-	1.0-6	-	-	-	1.0-4	-
Anderson, K.	4-3	5.5	-	-	-	0.5-3	2.0-8	-	1.0-3	1.0-11	-	-	-	0.5-4	0.5-5
Martinez	4-1	4.5	-	-	-	-	-	-	1.0-7	2.5-24	1.0-7	-	-	-	-
Parry	3-3	4.5	1.0-6	-	-	-	-	1.0-20	-	DNP	-	-	1.0-1	1.0-6	0.5-5
Phillips	2-0	2.0	DNP	DNP	DNP	DNP	DNP	DNP	1.0-2	-	-	-	DNP	-	1.0-14
Tarpley	2-0	2.0	-	1.0-10	-	-	-	1.0-13	-	-	-	-	-	-	-
Kaumatule	1-1	1.5	1.0-1	-	-	-	-	-	-	0.5-5	-	-	-	-	-
Lueders	1-1	1.5	-	-	0.5-2	-	-	-	-	1.0-9	-	-	-	-	-
Rotto	1-0	1.0	-	DNP	-	DNP	DNP	DNP	DNP	-	DNP	DNP	-	DNP	1.0-7
Shittu	0-2	1.0	DNP	-	0.5-1	-	-	0.5-6	DNP	DNP	DNP	DNP	DNP	DNP	DNP
Hayes	1-0	1.0	1.0-12	DNP	DNP	DNP	DNP	DNP	DNP	DNP	DNP	DNP	DNP	DNP	-

Starters

Offense	WR	TE	LT	LG	C	RG	RT	TE	WR	QB	RB	FB	WR
UC Davis	Cajuste	Cotton	Peat	Garnett	Shuler	Caspers	Murphy	-	Montgomery	Hogan	Young	Ward	Rector
USC	Cajuste	Hooper	Peat	Garnett	Shuler	Caspers	Murphy	-	Montgomery	Hogan	Young	-	Owusu
Army	Cajuste	Hooper	Peat	Garnett	Shuler	Caspers	Murphy	-	Montgomery	Hogan	Young	-	Trojan
at Washington	Cajuste	Hooper	Peat	Garnett	Shuler	Caspers	Murphy	-	-	Hogan	Wright	Ward	Pratt
at Notre Dame	Cajuste	Hooper	Peat	Austin	Shuler	Caspers	Murphy	Garnett	-	Hogan	Wright	Ward	-
Washington State	Cajuste	Hooper	Peat	Garnett	Shuler	Caspers	Murphy	-	Rector	Hogan	Wright	-	Pratt
at Arizona State	Rector	Cotton	Peat	Garnett	Shuler	Caspers	Murphy	-	Montgomery	Hogan	Wright	-	Owusu
Oregon State	Cajuste	Hooper	Peat	Garnett	Shuler	Caspers	Murphy	-	Montgomery	Hogan	Wright	-	Rector
at Oregon	Cajuste	Cotton	Peat	Garnett	Shuler	Caspers	Murphy	-	-	Hogan	Wright	Ward	Pratt
Utah	Cajuste	Hooper	Peat	Garnett	Shuler	Caspers	Murphy	-	-	Hogan	Wright	-	Pratt
at California	Cajuste	Hooper	Peat	Garnett	Shuler	Caspers	Murphy	Taboada	Montgomery	Hogan	Wright	-	-
at UCLA	Cajuste	Cotton	Peat	Garnett	Shuler	Austin	Murphy	-	-	Hogan	Wright	Ward	Pratt
vs Maryland	Cajuste	Hooper	Peat	Garnett	Shuler	Austin	Murphy	-	Trojan	Hogan	Wright	-	Pratt

Defense	DE	NT	DE	OLB	ILB	ILB	OLB	CB	CB	FS	SS	NB
UC Davis	Anderson, H.	Parry	Lueders	Anderson, K.	Martinez	Tarpley	Vaughters	Harris	Lyons	Olugbode	Richards	--
USC	Anderson, H.	Parry	Lueders	Anderson, K.	Martinez	Tarpley	Vaughters	Carter	Lyons	Hoffpauir	Richards	--
Army	Anderson, H.	Parry	Lueders	Anderson, K.	Martinez	Tarpley	Vaughters	Carter	Lyons	Hoffpauir	Richards	--
at Washington	Anderson, H.	Parry	Lueders	Anderson, K.	Martinez	Tarpley	Vaughters	Carter	Lyons	Hoffpauir	Richards	--
at Notre Dame	Anderson, H.	-	Lueders	Anderson, K.	Martinez	Tarpley	Vaughters	Carter	Lyons	Hoffpauir	Richards	Olugbode
Washington State	Anderson, H.	Parry	-	Anderson, K.	Martinez	Tarpley	Vaughters	Carter	Lyons	Hoffpauir	Richards	Olugbode
at Arizona State	Anderson, H.	Parry	-	Anderson, K.	Martinez	Tarpley	Vaughters	Carter	Lyons	Hoffpauir	Richards	Olugbode
Oregon State	Anderson, H.	-	Lueders	Anderson, K.	Martinez	Tarpley	Vaughters	Carter	Harris	Hoffpauir	Richards	Olugbode
at Oregon	Anderson, H.	Parry	Lueders	Anderson, K.	Martinez	Tarpley	Vaughters	Carter	Harris	Olugbode	Richards	-
Utah	Anderson, H.	Parry	Lueders	Anderson, K.	Martinez	Tarpley	Vaughters	Carter	Harris	Hoffpauir	Richards	-
at California	Anderson, H.	Parry	-	Anderson, K.	Martinez	Tarpley	Vaughters	Carter	Harris	Hoffpauir	Richards	Olugbode
at UCLA	Anderson, H.	Parry	-	Anderson, K.	Martinez	Tarpley	Vaughters	Carter	Harris	Olugbode	Richards	Hoffpauir
vs Maryland	Anderson, H.	Parry	-	Anderson, K.	Martinez	Tarpley	Vaughters	Carter	Harris	Olugbode	Richards	Hoffpauir

Special Teams	K	P	HLD	LS
UC Davis	Williamson	Rhyne	Rhyne	Miller
USC	Williamson	Rhyne	Rhyne	Miller
Army	Williamson	Rhyne	Rhyne	Miller
at Washington	Williamson	Rhyne	Rhyne	Miller
at Notre Dame	Williamson	Rhyne	Rhyne	Miller
Washington State	Williamson	Rhyne	Rhyne	Miller
at Arizona State	Williamson	Rhyne	Rhyne	Miller
Oregon State	Williamson	Rhyne	Rhyne	Miller
at Oregon	Williamson	Rhyne	Rhyne	Miller
Utah	Williamson	Rhyne	Rhyne	Miller
at California	Williamson	Rhyne	Rhyne	Miller
at UCLA	Williamson	Rhyne	Rhyne	Miller
vs Maryland	Williamson	Rhyne	Rhyne	Miller

Participation

Player	GP/GS	UCD	USC	ARMY	UW	ND	WSU	ASU	OSU	ORE	UTAH	CAL	UCLA	UMD
Alexander	13/-	XXX	XXX	XXX	XXX	XXX	XXX	XXX	XXX	XXX	XXX	XXX	XXX	XXX
Anderson, H.	13/13	START	START	START	START	START	START	START	START	START	START	START	START	START
Anderson, K.	13/13	START	START	START	START	START	START	START	START	START	START	START	START	START
Austin	12/2	XXX	XXX	XXX	...	START	XXX	XXX	XXX	XXX	XXX	XXX	START	XXX
Bright	13/-	XXX	XXX	XXX	XXX	XXX	XXX	XXX	XXX	XXX	XXX	XXX	XXX	XXX
Burns	2/-	XXX	XXX
Cajuste	11/11	...	START	START	START	START	START	...	START	START	START	START	START	START
Callihan	3/-	XXX	XXX	...	XXX
Carter	13/12	XXX	START	START	START	START	START	START	START	START	START	START	START	START
Caspers	13/12	START	START	START	START	START	START	START	START	START	START	START	XXX	START
Cotton	13/4	START	XXX	XXX	XXX	XXX	XXX	START	XXX	START	XXX	XXX	START	XXX
Crane	4/-	XXX	...	XXX	XXX	XXX
Crower	6/-	XXX	...	XXX	XXX	XXX	...	XXX	...	XXX
Davidson	8/-	XXX	XXX	XXX	XXX	XXX	XXX	XXX	...	XXX
Davis	13/-	XXX	XXX	XXX	XXX	XXX	XXX	XXX	XXX	XXX	XXX	XXX	XXX	XXX
Flacco	13/-	XXX	XXX	XXX	XXX	XXX	XXX	XXX	XXX	XXX	XXX	XXX	XXX	XXX
Garnett	13/13	START	START	START	START	START	START	START	START	START	START	START	START	START
Hall	1/-	XXX	XXX
Harris	13/6	START	XXX	XXX	XXX	XXX	XXX	XXX	START	XXX	START	START	START	START
Hayes	2/-	XXX	XXX
Hemschoot	10/-	XXX	XXX	XXX	XXX	XXX	XXX	XXX	XXX	XXX	XXX
Hoffpauir	12/11	XXX	START	START	START	START	START	START	START	...	START	START	START	START
Hogan	13/13	START	START	START	START	START	START	START	START	START	START	START	START	START
Hooper	13/9	XXX	START	START	START	START	START	XXX	START	XXX	START	START	XXX	START
Hopkins	4/-	XXX	...	XXX	XXX	XXX
Jones	11/-	XXX	XXX	XXX	XXX	XXX	XXX	XXX	XXX	XXX	XXX	XXX
Jordan	2/-	XXX	XXX
Kalambayi	13/-	XXX	XXX	XXX	XXX	XXX	XXX	XXX	XXX	XXX	XXX	XXX	XXX	XXX
Kaumatule	13/-	XXX	XXX	XXX	XXX	XXX	XXX	XXX	XXX	XXX	XXX	XXX	XXX	XXX
Keller	7/-	XXX	XXX	XXX	XXX	XXX	XXX	XXX
Krishnamurthi	1/-	XXX
Lloyd	9/-	XXX	XXX	XXX	XXX	XXX	XXX	XXX	XXX	XXX
Lohn	9/-	XXX	XXX	XXX	XXX	XXX	XXX	...	XXX	XXX	XXX
Lueders	13/8	START	START	START	START	START	XXX	XXX	START	START	START	XXX	XXX	XXX
Lyons	13/8	START	START	START	START	START	START	START	XXX	START	XXX	XXX	XXX	XXX
Martinez	13/13	START	START	START	START	START	START	START	START	START	START	START	START	START
Marx	12/-	XXX	XXX	XXX	XXX	...	XXX	XXX	XXX	XXX	XXX	XXX	XXX	XXX
McCaffrey	13/-	XXX	XXX	XXX	XXX	XXX	XXX	XXX	XXX	XXX	XXX	XXX	XXX	XXX
Miller	12/-	XXX	XXX	XXX	XXX	XXX	XXX	XXX	XXX	XXX	...	XXX	XXX	XXX
Montgomery	11/6	START	START	START	XXX	XXX	XXX	XXX	START	XXX	XXX	START
Murphy	13/13	START	START	START	START	START	START	START	START	START	START	START	START	START
Olugbode	12/9	START	XXX	XXX	XXX	START	START	START	START	START	...	START	START	START
Oser	1/-	XXX
Owusu	13/2	XXX	START	XXX	XXX	XXX	XXX	START	XXX	XXX	XXX	XXX	XXX	XXX
Palma	11/-	XXX	...	XXX	XXX	XXX	XXX	XXX	XXX	...	XXX	XXX	XXX	XXX
Parry	12/11	START	START	START	START	XXX	START	START	...	START	START	START	START	START
Peat	13/13	START	START	START	START	START	START	START	START	START	START	START	START	START
Phillips	6/-	XXX	XXX	XXX	XXX	...	XXX	XXX
Pippens	10/-	XXX	XXX	XXX	...	XXX	XXX	XXX	XXX	XXX	XXX	XXX
Plantaric	3/-	XXX	XXX	XXX	...
Pratt	13/6	XXX	XXX	XXX	START	XXX	START	XXX	XXX	START	START	XXX	START	START
Rector	13/5	START	XXX	XXX	XXX	XXX	START	START	XXX	START	START	XXX	XXX	XXX
Reihner	6/-	XXX	...	XXX	XXX	XXX	XXX	XXX
Rhyme	13/-	XXX	XXX	XXX	XXX	XXX	XXX	XXX	XXX	XXX	XXX	XXX	XXX	XXX
Richards	13/13	START	START	START	START	START	START	START	START	START	START	START	START	START
Rotto	5/-	XXX	...	XXX	XXX	XXX	...	XXX
Sanders	13/-	XXX	XXX	XXX	XXX	XXX	XXX	XXX	XXX	XXX	XXX	XXX	XXX	XXX
Seale	11/-	XXX	XXX	XXX	XXX	XXX	...	XXX	XXX	...	XXX	XXX	XXX	XXX
Shittu	5/-	...	XXX	XXX	XXX	XXX	XXX
Shober	13/-	XXX	XXX	XXX	XXX	XXX	XXX	XXX	XXX	XXX	XXX	XXX	XXX	XXX
Shuler	13/13	START	START	START	START	START	START	START	START	START	START	START	START	START
Simmons	1/-	XXX
Skov	11/-	XXX	XXX	XXX	XXX	XXX	XXX	XXX	XXX	XXX	...	XXX	XXX	XXX
Stallworth	12/-	XXX	XXX	XXX	XXX	...	XXX	XXX	XXX	XXX	XXX	XXX	XXX	XXX
Taboada	13/1	XXX	XXX	XXX	XXX	XXX	XXX	XXX	XXX	XXX	XXX	START	XXX	XXX
Tarpley	13/13	START	START	START	START	START	START	START	START	START	START	START	START	START
Thomas	2/-	XXX	XXX	...
Trojan	13/2	XXX	XXX	START	XXX	XXX	XXX	XXX	XXX	XXX	XXX	XXX	XXX	START
Tubbs	1/-	XXX
Tucker	5/-	XXX	XXX	XXX	XXX	XXX
Tyler	2/-	XXX	XXX
Ukropina	1/-	XXX
Vaughters	13/13	START	START	START	START	START	START	START	START	START	START	START	START	START
Ward	13/5	START	XXX	XXX	START	START	XXX	XXX	XXX	START	XXX	XXX	START	XXX
Watkins	4/-	XXX	XXX	XXX	...	XXX
Whitfield	12/-	XXX	XXX	XXX	XXX	...	XXX	XXX	XXX	XXX	XXX	XXX	XXX	XXX
Williamson	13/-	XXX	XXX	XXX	XXX	XXX	XXX	XXX	XXX	XXX	XXX	XXX	XXX	XXX
Wright	12/10	XXX	XXX	...	START	START	START	START	START	START	START	START	START	START
Yazdi	5/-	XXX	...	XXX	XXX	XXX	...	XXX
Young	13/3	START	START	START	XXX	XXX	XXX	XXX	XXX	XXX	XXX	XXX	XXX	XXX
Yules	2/-	XXX	XXX

Stanford Scoring Drives

vs. UC Davis

Qtr	Time	Play	Plays-Yards TOP		Score
1st	12:07	Montgomery 60 yd punt return (Williamson PAT)	--	--	UCD 0 - STAN 7
	1:04	Hogan 1 yd run (Williamson PAT)	12-67	6:55	UCD 0 - STAN 14
2nd	9:10	Rector 40 yd pass from Hogan (Williamson PAT)	1-40	0:09	UCD 0 - STAN 21
	5:53	McCaffrey 52 yd pass from Hogan (Williamson PAT)	2-54	0:53	UCD 0 - STAN 28
	1:19	Montgomery 44 yd pass from Hogan (Williamson PAT)	7-77	2:58	UCD 0 - STAN 35
	0:00	Williamson 32 yd field goal	3-20	0:25	UCD 0 - STAN 38
4th	8:22	Hooper 14 yd pass from Crower (Ukropina PAT)	1-14	0:06	UCD 0 - STAN 45

vs. USC

2nd	7:45	Skov 2 yd run (Williamson PAT)	11-77	5:34	USC 7 - STAN 7
	0:11	Williamson 33 yd field goal	11-64	2:54	USC 7 - STAN 10

vs. Army

1st	10:44	Cajuste 23 yd pass from Hogan (Williamson PAT)	9-75	4:16	ARMY 0 - STAN 7
2nd	0:27	Cajuste 2 yd pass from Hogan (Williamson PAT)	4-15	1:01	ARMY 0 - STAN 14
3rd	2:51	Cajuste 15 yd pass from Hogan (Williamson PAT)	9-98	3:14	ARMY 0 - STAN 21
4th	11:35	Montgomery 4 yd run (Williamson PAT)	8-35	3:20	ARMY 0 - STAN 28
	6:09	Montgomery 32 yd pass from Hogan (Williamson PAT)	6-73	3:05	ARMY 0 - STAN 35

at Washington

1st	12:16	Williamson 35 yd field goal	6-17	2:44	STAN 3 - UW 0
2nd	12:57	Montgomery 17 yd pass from Hogan (Williamson PAT)	9-77	4:44	STAN 10 - UW 0
	5:46	Williamson 32 yd field goal	10-67	4:08	STAN 13 - UW 6
4th	4:29	Hogan 5 yd run (Williamson PAT)	6-47	3:08	STAN 20 - UW 13

at Notre Dame

1st	3:50	Hogan 10 yd run (Williamson PAT)	2-12	0:44	STAN 7 - ND 0
4th	3:01	Wright 11 yd run (Williamson PAT)	9-58	4:31	STAN 14 - ND 10

Washington State

1st	11:47	Williamson 22 yd field goal	7-59	3:13	WSU 0 - STAN 3
	9:30	Cotton 39 yd pass from Hogan (Williamson PAT)	3-69	1:09	WSU 0 - STAN 10
2nd	11:08	Taboada 3 yd pass from Hogan (Williamson PAT)	4-16	1:52	WSU 7 - STAN 17
3rd	3:07	Taboada 4 yd pass from Hogan (Williamson PAT)	9-56	4:44	WSU 10 - STAN 24
4th	8:13	Williamson 34 yd field goal	11-50	4:41	WSU 17 - STAN 27
	1:38	Wright 6 yd run (Williamson PAT)	4-44	0:26	WSU 17 - STAN 34

at Arizona State

3rd	9:31	Williamson 40 yd field goal	12-65	5:23	STAN 3 - ASU 14
4th	11:23	Skov 1 yd run (Williamson PAT)	5-63	1:19	STAN 10 - ASU 20

Oregon State

1st	11:45	McCaffrey 42 yd pass from Hogan (Williamson PAT)	8-75	3:15	OSU 0 - STAN 7
	0:34	Hogan 37 yd run (Williamson PAT)	4-75	1:29	OSU 7 - STAN 14
2nd	12:06	Pratt 37 yd pass from Hogan (Williamson PAT)	5-50	2:11	OSU 7 - STAN 21
	2:49	Skov 1 yd run (Williamson PAT)	5-60	2:21	OSU 7 - STAN 28
3rd	12:04	Montgomery 50 yd punt return (Williamson PAT)	-	-	OSU 7 - STAN 35
4th	11:33	Williamson 33 yd field goal	8-64	4:04	OSU 7 - STAN 38

at Oregon

1st	8:20	Williamson 47 yd field goal	7-33	2:32	STAN 3 - ORE 7
1st	0:35	Williamson 43 yd field goal	11-55	5:42	STAN 6 - ORE 14
2nd	1:01	Skov 1 yd run (Williamson PAT)	12-75	5:31	STAN 13 - ORE 24
3rd	2:30	Williamson 25 yd field goal	10-52	5:50	STAN 16 - ORE 24

Utah

1st	11:18	Ward 3 yd pass from Hogan (Williamson PAT)	7-70	3:42	UTAH 0 - STAN 7
OT	-	Hooper 14 yd pass from Hogan (Williamson PAT)	3-25	-	UTAH 14 - STAN 14
OT	-	Williamson 51 yd field goal	4(-9)	-	UTAH 14 - STAN 17

at California

1st	12:38	Wright 1 yd run (Williamson PAT)	6-75	2:22	STAN 7 - CAL 0
	6:26	Williamson 24 yd field goal	11-61	4:55	STAN 10 - CAL 0
2nd	7:59	Wright 5 yd run (Williamson PAT)	11-69	6:20	STAN 17 - CAL 7
	1:22	Hogan 5 yd run (Williamson PAT)	3-12	1:32	STAN 24 - CAL 7
3rd	9:16	Wright 2 yd run (Williamson PAT)	8-74	3:54	STAN 31 - CAL 7
4th	7:36	Wright 5 yd run (Williamson PAT)	9-78	4:48	STAN 38 - CAL 10

at UCLA

1st	6:00	Wright 1 yd run (Williamson PAT)	10-75	5:18	STAN 7 - UCLA 7
2nd	6:24	Rector 22 yd pass from Hogan (Williamson PAT)	10-75	5:22	STAN 14 - UCLA 10
2nd	0:41	Cajuste 37 yd pass from Hogan (Williamson PAT)	10-92	3:57	STAN 21 - UCLA 10
3rd	9:16	Wright 2 yd run (Williamson PAT)	7-80	3:49	STAN 28 - UCLA 10
4th	10:40	Williamson 34 yd field goal	10-63	5:46	STAN 31 - UCLA 10

vs Maryland

1st	8:03	Wright 1 yd run (Williamson PAT)	12-75	6:57	UMD 0 - STAN 7
2nd	11:46	Wright 3 yd run (Williamson PAT)	5-49	2:24	UMD 7 - STAN 14
	8:44	Wright 1 yd run (Williamson PAT)	5-70	1:38	UMD 7 - STAN 21
	1:17	Cajuste 8 yd pass from Hogan (Williamson PAT)	10-54	4:57	UMD 7 - STAN 28
3rd	10:18	Cajuste 9 yd pass from Hogan (Williamson PAT)	3-34	0:54	UMD 7 - STAN 35
4th	14:52	Seale 1 yd run (Williamson PAT)	9-66	5:04	UMD 7 - STAN 42
	5:16	Williamson 29 yd field goal	10-33	5:57	UMD 14 - STAN 45

Game Highs

Individual (Stanford)

Rushes	23	Wright at California (Nov 22, 2014)
Yards Rushing	98	Wright vs Washington State (Oct 10, 2014)
TD Rushes	4	Wright at California (Nov 22, 2014)
Long Rush	44	Sanders vs Army (Sep 13, 2014)
Pass attempts	39	Hogan at Arizona State (Oct 18, 2014)
Pass completions	23	Hogan vs Washington State (Oct 10, 2014)
Yards Passing	285	Hogan vs USC (Sep 06, 2014)
TD Passes	4	Hogan vs Army (Sep 13, 2014)
Long Pass	52	Hogan vs UC Davis (Aug 30, 2014)
Receptions	9	Montgomery vs USC (Sep 06, 2014)
Yards Receiving	116	Cajuste at Oregon (Nov 01, 2014)
TD Receptions	3	Cajuste vs Army (Sep 13, 2014)
Long Reception	52	McCaffrey vs UC Davis (Aug 30, 2014)
Field Goals	3	Williamson at Oregon (Nov 01, 2014)
Long Field Goal	51	Williamson vs Utah (Nov 15, 2014)
Punts	8	Rhyne vs Utah (Nov 15, 2014)
Punting Avg	47.3	Rhyne at California (Nov 22, 2014)
Long Punt	61	Rhyne vs Oregon State (Oct 25, 2014)
Punts inside 20	4	Rhyne vs Army (Sep 13, 2014)
Long Punt Return	60	Montgomery vs UC Davis (Aug 30, 2014)
Long Kickoff Return	62	Montgomery at Washington (Sep 27, 2014)
Tackles	15	Hoffpauir vs Washington State (Oct 10, 2014)
Sacks	3.0	Kalambayi at Washington (Sep 27, 2014)
		Anderson, H. vs Utah (Nov 15, 2014)
Tackles For Loss	5.5	Anderson, H. vs Utah (Nov 15, 2014)
Interceptions	2	Martinez at California (Nov 22, 2014)

Team (Stanford)

Rushes	47	at California (Nov 22, 2014)
Yards Rushing	206	vs Maryland (Dec 30, 2014)
Yards Per Rush	6.2	vs Army (Sep 13, 2014)
TD Rushes	5	at California (Nov 22, 2014)
Pass attempts	39	at Arizona State (Oct 18, 2014)
Pass completions	23	vs Washington State (Oct 10, 2014)
		at Oregon (Nov 01, 2014)
Yards Passing	312	vs UC Davis (Aug 30, 2014)
Yards Per Pass	12.3	at UCLA (Nov 28, 2014)
TD Passes	4	vs UC Davis (Aug 30, 2014)
		vs Army (Sep 13, 2014)
Total Plays	72	at Oregon (Nov 01, 2014)
Total Offense	477	vs Washington State (Oct 10, 2014)
Yards Per Play	7.4	vs UC Davis (Aug 30, 2014)
Points	45	vs UC Davis (Aug 30, 2014)
		vs Maryland (Dec 30, 2014)
Sacks By	6	vs Oregon State (Oct 25, 2014)
		vs Maryland (Dec 30, 2014)
First Downs	25	at California (Nov 22, 2014)
Penalties	9	at Notre Dame (Oct 04, 2014)
		vs Washington State (Oct 10, 2014)
Penalty Yards	85	at Washington (Sep 27, 2014)
Turnovers	3	vs UC Davis (Aug 30, 2014)
		at Washington (Sep 27, 2014)
Interceptions By	4	at California (Nov 22, 2014)
Punts	8	at Notre Dame (Oct 04, 2014)
		vs Utah (Nov 15, 2014)
Punting Avg	42.8	vs Army (Sep 13, 2014)
Long Punt	61	vs Oregon State (Oct 25, 2014)
Punts inside 20	4	vs Army (Sep 13, 2014)
Long Punt Return	60	vs UC Davis (Aug 30, 2014)

Individual (Opponents)

Rushes	24	Foster at Arizona State (Oct 18, 2014)
Rushes	24	Foster at Arizona State (Oct 18, 2014)
Yards Rushing	154	Allen vs USC (Sep 06, 2014)
TD Rushes	2	Tyner at Oregon (Nov 01, 2014)
		Mariota at Oregon (Nov 01, 2014)
		Allen vs USC (Sep 06, 2014)
Long Rush	50	Halliday vs Washington State (Oct 10, 2014)
Pass attempts	69	Halliday vs Washington State (Oct 10, 2014)
Pass completions	42	Halliday vs Washington State (Oct 10, 2014)
Yards Passing	292	Halliday vs Washington State (Oct 10, 2014)
TD Passes	2	four times
Long Pass	52	Del Rio vs Oregon State (Oct 25, 2014)
Receptions	14	Cracraft vs Washington State (Oct 10, 2014)
Yards Receiving	138	Diggs vs Maryland (Dec 30, 2014)
TD Receptions	1	12 times
Long Reception	52	Jarmon vs Oregon State (Oct 25, 2014)
Field Goals	4	Gonzalez at Arizona State (Oct 18, 2014)
Long Field Goal	53	Heidari vs USC (Sep 06, 2014)
Punts	11	Wadman vs UC Davis (Aug 30, 2014)
Punting Avg	56.3	Mengel at UCLA (Nov 28, 2014)
Long Punt	65	Durkee at Washington (Sep 27, 2014)
Punts inside 20	6	Hackett vs Utah (Nov 15, 2014)
Long Punt Return	27	Harper at California (Nov 22, 2014)
Long Kickoff Return	100	Likely vs Maryland (Dec 30, 2014)
Tackles	14	Smith at Notre Dame (Oct 04, 2014)
Sacks	3.5	Orchard vs Utah (Nov 15, 2014)
Tackles For Loss	3.5	Orchard vs Utah (Nov 15, 2014)
Interceptions	2	Luke at Notre Dame (Oct 04, 2014)

Team (Opponents)

Rushes	56	vs Army (Sep 13, 2014)
Yards Rushing	267	at Oregon (Nov 01, 2014)
Yards Per Rush	5.8	at Oregon (Nov 01, 2014)
TD Rushes	4	at Oregon (Nov 01, 2014)
Pass attempts	69	vs Washington State (Oct 10, 2014)
Pass completions	42	vs Washington State (Oct 10, 2014)
Yards Passing	292	vs Washington State (Oct 10, 2014)
Yards Per Pass	8.3	at Oregon (Nov 01, 2014)
TD Passes	2	four times
Total Plays	80	vs Washington State (Oct 10, 2014)
		at Arizona State (Oct 18, 2014)
Total Offense	525	at Oregon (Nov 01, 2014)
Yards Per Play	6.8	at Oregon (Nov 01, 2014)
Points	45	at Oregon (Nov 01, 2014)
Sacks By	4	at Notre Dame (Oct 04, 2014)
		vs Utah (Nov 15, 2014)
First Downs	30	at Oregon (Nov 01, 2014)
Penalties	12	at California (Nov 22, 2014)
Penalty Yards	113	at California (Nov 22, 2014)
Turnovers	5	at California (Nov 22, 2014)
Interceptions By	2	at Notre Dame (Oct 04, 2014)
		vs Oregon State (Oct 25, 2014)
Punts	11	vs UC Davis (Aug 30, 2014)
Punting Avg	51.5	at UCLA (Nov 28, 2014)
Long Punt	65	at Washington (Sep 27, 2014)
Punts inside 20	6	vs Utah (Nov 15, 2014)
Long Punt Return	27	at California (Nov 22, 2014)

NCAA Team Statistical Leaders

Stanford Among NCAA Team Leaders

Category	Stanford Rank	Actual	National Leader	Actual
3rd Down Conversion Pct (125 ranked)	43	0.424	Georgia Tech	0.579
3rd Down Conversion Pct Defense (125 ranked)	26	0.358	Clemson	0.274
4th Down Conversion Pct (125 ranked)	119	0.3	Ball St.	0.846
4th Down Conversion Pct Defense (122 ranked)	38	0.444	Arkansas	0.222
			Purdue	0.222
Blocked Kicks (70 ranked)	41	2	7 teams tied	6
Blocked Kicks Allowed (122 ranked)	109	4	28 teams tied	0
Blocked Punts (16 ranked)	16	1	Nebraska	4
Blocked Punts Allowed (125 ranked)	123	3	82 teams tied	0
Completion Percentage (125 ranked)	13	0.651	Southern California	0.691
Fewest Penalties (125 ranked)	59	75	Navy	33
Fewest Penalties Per Game (125 ranked)	53	5.77	Navy	2.54
Fewest Penalty Yards (125 ranked)	50	630	Navy	322
Fewest Penalty Yards Per Game (125 ranked)	46	48.46	Navy	24.77
First Downs Defense (125 ranked)	14	219	Clemson	185
First Downs Offense (125 ranked)	64	266	Oregon	406
Fumbles Lost (124 ranked)	105	13	Boston College	3
			UNLV	3
			Missouri	3
Fumbles Recovered (124 ranked)	117	4	Oregon	21
Kickoff Return Defense (125 ranked)	66	21.16	UConn	15.49
Kickoff Returns (125 ranked)	32	22.45	UAB	28.15
Net Punting (125 ranked)	112	33.78	Alabama	44.67
Passes Had Intercepted (125 ranked)	24	8	Army	2
Passes Intercepted (125 ranked)	54	12	Louisville	26
			TCU	26
			Louisiana Tech	26
Passing Offense (125 ranked)	65	229.8	Washington St.	477.7
Passing Yards Allowed (125 ranked)	8	177.9	San Jose St.	117.8
Passing Yards per Completion (125 ranked)	64	12.05	Georgia Tech	17.75
Punt Return Defense (125 ranked)	54	6.91	TCU	-1
Punt Returns (125 ranked)	1	18.32	Stanford	18.32
Red Zone Defense (125 ranked)	50	0.818	Mississippi St.	0.636
Red Zone Offense (125 ranked)	109	0.737	North Texas	0.943
Rushing Defense (125 ranked)	7	104.5	Michigan St.	88.5
Rushing Offense (125 ranked)	70	158.8	Georgia Tech	342.1
Sacks Allowed (124 ranked)	42	1.77	Oklahoma	0.69
Scoring Defense (125 ranked)	2	16.4	Ole Miss	16
Scoring Offense (125 ranked)	77	27.2	Baylor	48.2
Tackles for Loss Allowed (125 ranked)	13	4.62	Duke	3.15
Team Passing Efficiency (125 ranked)	27	144.09	Oregon	180.78
Team Passing Efficiency Defense (125 ranked)	6	105.79	Clemson	98.32
Team Sacks (125 ranked)	5	3.54	Utah	4.23
Team Tackles for Loss (125 ranked)	15	7.3	Clemson	10.1
Time of Possession (125 ranked)	17	32:12	Michigan St.	35:21
Total Defense (125 ranked)	3	282.4	Clemson	260.8
Total Offense (125 ranked)	75	388.6	Baylor	581.5
Turnover Margin (125 ranked)	95	-0.38	Oregon	1.53
Turnovers Gained (124 ranked)	99	16	Louisiana Tech	42
Turnovers Lost (125 ranked)	53	21	Oregon	11
Winning Percentage (124 ranked)	36	0.615	Ohio St.	0.933

NCAA Individual Statistical Leaders

Stanford Among NCAA Individual Leaders

Category	Player	Rank	Actual	National Leader	Actual
All Purpose (200 ranked)	Ty Montgomery	38	128.64	Melvin Gordon, Wisconsin	195.71
Combined Kick Returns (175 ranked)	Ty Montgomery	46	667	JJ Nelson, UAB	1,120
	Christian McCaffrey	163	245		
Completion Percentage (109 ranked)	Kevin Hogan	15	0.659	Grant Hedrick, Boise St.	0.708
Completions Per Game (125 ranked)	Kevin Hogan	57	17.85	Connor Halliday, Washington St.	39.33
Field Goal Percentage (114 ranked)	Jordan Williamson	82	0.682	Brad Craddock, Maryland	0.947
				Matthew McCrane, Kansas St.	0.947
Field Goals Per Game (124 ranked)	Jordan Williamson	55	1.15	Josh Lambert, West Virginia	2.31
Interceptions (111 ranked)	Blake Martinez	111	0.2	Gerod Holliman, Louisville	1.1
	Jordan Richards	111	0.2		
Kickoff Returns (117 ranked)	Ty Montgomery	27	25.2	JJ Nelson, UAB	38.3
Passing Efficiency (109 ranked)	Kevin Hogan	24	145.8	Marcus Mariota, Oregon	181.7
Passing TDs (97 ranked)	Kevin Hogan	50	19	Brandon Doughty, Western Ky.	49
Passing Yards (125 ranked)	Kevin Hogan	45	2,792	Brandon Doughty, Western Ky.	4,830
Passing Yards Per Game (125 ranked)	Kevin Hogan	57	214.8	Connor Halliday, Washington St.	430.3
Passing Yards per Completion (109 ranked)	Kevin Hogan	59	12.03	Gary Nova, Rutgers	15.25
Points Responsible For (192 ranked)	Kevin Hogan	57	144	Marcus Mariota, Oregon	348
	Jordan Williamson	168	88		
Points Responsible For Per Game (200 ranked)	Kevin Hogan	64	11.1	Brandon Doughty, Western Ky.	24.2
	Jordan Williamson	192	6.8		
Punt Return TDs (11 ranked)	Ty Montgomery	3	2	Kaelin Clay, Utah	3
				De'Mornay Pierson-El, Nebraska	3
Punting (108 ranked)	Ben Rhyne	89	39.8	JK Scott, Alabama	48
Receiving TDs (78 ranked)	Devon Cajuste	78	6	Rashard Higgins, Colorado St.	17
Receiving Yards (200 ranked)	Ty Montgomery	147	604	Rashard Higgins, Colorado St.	1,750
	Devon Cajuste	178	557		
Receiving Yards Per Game (199 ranked)	Ty Montgomery	121	54.9	Rashard Higgins, Colorado St.	145.8
	Devon Cajuste	139	50.6		
Receptions Per Game (195 ranked)	Ty Montgomery	41	5.5	Justin Hardy, East Carolina	9.3
Rush Yards Per Carry (156 ranked)	Remound Wright	109	4.45	Devon Johnson, Marshall	8.58
Rushing TDs (86 ranked)	Remound Wright	47	11	Melvin Gordon, Wisconsin	29
Rushing Yards (200 ranked)	Remound Wright	137	601	Melvin Gordon, Wisconsin	2,587
Rushing Yards Per Game (200 ranked)	Remound Wright	138	50.1	Melvin Gordon, Wisconsin	184.8
Sacks (68 ranked)	Henry Anderson	37	0.65	Nate Orchard, Utah	1.42
Scoring (194 ranked)	Jordan Williamson	97	6.8	Jay Ajayi, Boise St.	13.7
	Remound Wright	168	5.5	Melvin Gordon, Wisconsin	13.7
Total Offense (200 ranked)	Kevin Hogan	56	237.5	Connor Halliday, Washington St.	415.8
Total Tackles (199 ranked)	Blake Martinez	108	7.8	Dakota Cox, New Mexico	12.9
Yards per Pass Attempt (109 ranked)	Kevin Hogan	25	7.93	Marcus Mariota, Oregon	10.01
Yards per Reception (150 ranked)	Devon Cajuste	55	16.38	Devin Smith, Ohio St.	28.21

Single-Game Career Highs

Player	Rushing				Receiving				Passing			
	No.	Yds	TD	Lg	No.	Yds	TD	Lg	Cmp-Att-Int	Yds	TD	Lg
Burns	3	8	-	20	-	-	-	-	1-1-0	13	-	13
Cajuste	-	-	-	-	7	120	3	78	-	-	-	-
Carter	-	-	-	-	-	-	-	-	-	-	-	-
Cotton	-	-	-	-	1	39	1	39	-	-	-	-
Crower	1	-3	-	-3	-	-	-	-	8-13-0	95	1	42
Hogan	14	57	1	37	-	-	-	-	25-39-2	329	5	78
Hooper	-	-	-	-	5	71	1	37	-	-	-	0
Hopkins	-	-	-	-	1	6	-	6	-	-	-	-
Jordan	-	-	-	-	1	5	-	5	-	-	-	-
Kaumatule	-	-	-	-	1	6	-	6	-	-	-	-
Lloyd	2	16	-	16	-	-11	-	-	-	-	-	-
Marx	2	6	-	5	-	-	-	-	-	-	-	-
McCaffrey	8	77	-	37	2	52	1	52	-	-	-	-
Montgomery	5	38	1	34	9	160	4	72	-	-	-	-
Owusu	1	12	-	12	4	56	1	43	-	-	-	-
Pratt	-	-	-	-	4	56	1	37	-	-	-	-
Rector	1	27	-	27	4	104	1	48	-	-	-	-
Sanders	9	92	1	44	2	16	-	16	-	-	-	-
Seale	5	18	1	17	1	7	-	7	-	-	-	-
Skov	2	7	1	4	1	16	-	16	-	-	-	-
Stallworth	-	-	-	-	1	10	-	10	-	-	-	-
Taboada	-	-	-	-	2	53	2	32	-	-	-	-
Trojan	-	-	-	-	3	22	-	13	-	-	-	-
Ward	1	11	-	11	1	9	1	9	-	-	-	-
Whitfield	-	-	-	-	3	51	1	30	-	-	-	-
Wright	23	98	4	53	2	35	-	35	-	-	-	-
Young	9	55	1	55	2	36	-	36	-	-	-	-

Player	Kick Returns				Punt Returns				All-Purpose Yds
	No.	Yds	TD	Lg	No.	Yds	TD	Lg	
Alexander	-	-	-	-	-	-	-	-	46
Cajuste	-	-	-	-	-	-	-	-	120
Carter	2	54	-	30	-	-	-	-	54
Cotton	-	-	-	-	-	-	-	-	39
Crower	-	-	-	-	-	-	-	-	-3
Davis	1	22	-	22	-	-	-	-	22
Hemschoot	1	7	-	7	-	-	-	-	7
Hogan	-	-	-	-	-	-	-	-	57
Hooper	-	-	-	-	-	-	-	-	71
Hopkins	-	-	-	-	-	-	-	-	6
Kaumatule	-	-	-	-	1	11	-	11	6
Lloyd	-	-	-	-	-	-	-	-	16
Martinez	-	-	-	-	-	-	-	-	2
Marx	-	-	-	-	-	-	-	-	6
McCaffrey	2	38	-	29	4	81	-	41	138
Montgomery	5	204	1	100	3	74	1	60	296
Owusu	-	-	-	-	-	-	-	-	63
Pratt	-	-	-	-	-	-	-	-	56
Rector	-	-	-	-	-	-	-	-	104
Sanders	-	-	-	-	2	29	-	29	92
Seale	-	-	-	-	-	-	-	-	18
Skov	1	29	-	19	-	-	-	-	30
Stallworth	-	-	-	-	-	-	-	-	10
Taboada	-	-	-	-	-	-	-	-	53
Tarpley	1	10	-	10	-	-	-	-	39
Trojan	-	-	-	-	-	-	-	-	22
Ward	1	30	-	30	-	-	-	-	30
Whitfield	-	-	-	-	3	25	-	25	52
Wright	2	58	-	36	-	-	-	-	101
Young	2	54	-	37	-	-	-	-	85

Single-Game Career Highs

Player	Tackles			Fumbles		Int.	Lng	BU	Blck Kick	Saf	TD
	Total	TFL	Sack	FF	FR						
Alexander	4	-	-	-	-	1	46	-	-	-	-
Anderson, H.	11	5.5	3.0	1	1	-	-	1	-	-	-
Anderson, K.	10	4.0	2.0	1	1	1	40	1	-	-	1
Austin	1	-	-	-	-	-	-	-	-	-	-
Cajuste	1	-	-	-	-	-	-	-	-	-	-
Callihan	1	-	-	-	-	-	-	-	-	-	-
Carter	8	2.0	-	1	-	1	-	2	-	-	-
Cotton	1	-	-	-	-	-	-	-	-	-	-
Davis	3	-	-	-	-	1	-	1	-	-	-
Flacco	1	-	-	-	-	-	-	-	-	-	-
Garnett	1	-	-	-	-	-	-	-	-	-	-
Harris	6	1.5	-	1	-	-	-	1	-	-	-
Hayes	1	1.0	1.0	-	-	-	-	-	-	-	-
Hemschoot	4	1.0	1.0	-	1	1	7	1	-	-	-
Hoffpauir	15	1.0	-	-	-	-	-	2	-	-	-
Hooper	1	-	-	-	-	-	-	-	-	-	-
Hopkins	2	-	-	-	-	-	-	1	-	-	-
Jones	1	-	-	-	-	-	-	-	-	-	-
Kalambayi	6	3.0	3.0	1	-	1	-	1	-	-	-
Kaumatule	3	1.0	1.0	-	-	-	-	-	1	-	-
Lloyd	3	1.0	-	-	-	-	-	-	1	-	-
Lohn	1	-	-	-	-	-	-	-	-	-	-
Lueders	6	2.0	1.0	-	1	-	-	-	-	-	-
Lyons	9	2.0	-	1	-	2	2	2	-	-	-
Martinez	14	2.5	2.5	1	-	2	2	2	-	-	-
McCaffrey	3	-	-	-	-	-	-	-	-	-	-
Miller	1	-	-	-	-	-	-	-	-	-	-
Montgomery	2	-	-	1	1	-	-	-	-	-	-
Olugbode	7	1.0	-	-	1	1	18	2	-	-	-
Owusu	2	-	-	-	-	-	-	-	-	-	-
Palma	4	1.0	0.5	-	-	-	-	-	-	-	-
Parry	5	1.5	1.5	-	-	-	-	1	-	-	-
Peat	1	-	-	-	-	-	-	-	-	-	-
Phillips	6	1.0	1.0	-	-	-	-	-	-	-	-
Pippens	2	-	-	-	-	-	-	1	-	-	-
Plantaric	2	-	-	-	-	-	-	-	-	-	-
Rector	1	-	-	-	-	-	-	-	-	-	-
Rhyne	1	-	-	-	-	-	-	-	-	-	-
Richards	13	2.0	1.0	1	-	2	30	4	-	-	1
Rotto	1	1.0	1.0	-	1	-	-	-	-	-	-
Shittu	4	0.5	0.5	-	-	-	-	1	-	-	-
Shober	2	-	-	-	-	-	-	-	-	-	-
Shuler	1	-	-	-	-	-	-	-	-	-	-
Skov	2	1.0	-	-	-	-	-	-	-	-	-
Tarpley	13	2.0	1.0	1	1	1	15	2	-	-	-
Ukropina	2	-	-	-	-	-	-	-	-	-	-
Vaughters	9	2.0	2.0	1	1	-	-	2	-	-	-
Ward	1	-	-	-	-	-	-	-	-	-	-
Whitfield	2	-	-	-	-	-	-	-	-	-	-
Williamson	1	-	-	-	-	-	-	-	-	-	-
Yadzi	1	0.5	-	-	-	-	-	-	-	-	-
Yules	2	-	-	-	-	-	-	-	-	-	-

Player	Punts			Field Goals			PAT
	No.	Yds	Long	Att-Made	Long	Blkd	Att-Made
Rhyne	8	322	61	-	-	-	-
Ukropina	-	-	-	2-1	31	-	3-3
Williamson	-	-	-	5-4	51	-	8-8

1

#11/11 Stanford 45, UC Davis 0 August 30, 2014 • Stanford, Calif.

Score by Quarters	1	2	3	4	Score
UC Davis (0-1)	0	0	0	0	0
Stanford (1-0)	14	24	0	7	45

Scoring Summary

Qtr	Time	Team - Scoring Play	Plays-Yards	TOP	Score
1st	12:07	STAN - Montgomery - 60 yd punt return (Williamson PAT)	--	--	UCD 0-STAN 7
	1:04	STAN - Hogan - 1 yd run (Williamson PAT)	12-67	6:55	UCD 0-STAN 14
2nd	9:10	STAN - Rector - 40 yd pass from Hogan (Williamson PAT)	1-40	0:09	UCD 0-STAN 21
	5:53	STAN - McCaffrey - 52 yd pass from Hogan (Williamson PAT)	2-54	0:53	UCD 0-STAN 28
	1:19	STAN - Montgomery - 44 yd pass from Hogan (Williamson PAT)	7-77	2:58	UCD 0-STAN 35
	0:00	STAN - Williamson - 32 yd field goal	3-20	0:25	UCD 0-STAN 38
4th	8:22	STAN - Hooper - 14 yd pass from Crower (Ukropina PAT)	1-14	0:06	UCD 0-STAN 45

Statistical Summary

	UC Davis	Stanford
FIRST DOWNS	6	21
RUSHES-YARDS (NET)	27-61	32-149
PASSING YDS (NET)	54	312
Passes Att-Comp-Int	22-12-2	30-21-1
TOTAL OFFENSE PLAYS-YARDS	49-115	62-461
Fumble Returns-Yards	0-0	0-0
Punt Returns-Yards	0-0	5-134
Kickoff Returns-Yards	5-85	1-22
Interception Returns-Yards	1-20	2-0
Punts (Number-Avg)	11-41.3	4-36.8
Fumbles-Lost	1-1	4-2
Penalties-Yards	5-42	4-40
Possession Time	28:18	31:42
Third-Down Conversions	1 of 13	3 of 9
Fourth-Down Conversions	0 of 0	0 of 1
Red-Zone Scores-Chances	0-0	3-6
Sacks By: Number-Yards	2-14	4-28

RUSHING: UC Davis-Justin Williams 11-36; Colton Silveria 9-34; J. Jefferson 3-19; London Lacy 4-minus 28. Stanford-Sanders,B 7-43; Young,K 7-37; Wright,R 4-28; Ward,L 1-11; McCaffrey,C 1-10; Montgomery,T 1-8; Burns,R 3-8; Lloyd,D 1-4; Seale,R 3-2; Reihner,K 1-minus 1; Hogan,K 3-minus 1.

PASSING: UC Davis-London Lacy 12-22-2-54. Stanford-Hogan,K 12-16-1-204; Crower,E 8-13-0-95; Burns,R 1-1-0-13.

RECEIVING: UC Davis-Corey Galindo 3-15; Chris Martin 2-18; J. Jefferson 2-minus 2; Justin Williams 1-9; Mark Martindale 1-5; Zach Boman 1-5; T.J. King 1-4; Dalton Turay 1-0. Stanford-Montgomery,T 5-77; Hooper,A 4-63; Rector,M 2-44; Sanders,B 2-8; McCaffrey,C 1-52; Owusu,F 1-16; Cotton,E 1-15; Taboada,G 1-12; Pratt,J 1-8; Seale,R 1-7; Young,K 1-5; Trojan,J 1-5.

INTERCEPTIONS: UC Davis-K. Culberson 1-20. Stanford-Kalambayi,P 1-0; Davis,N 1-0.

FUMBLES: UC Davis-Colton Silveria 1-1. Stanford-Burns,R 1-0; Ward,L 1-1; Young,K 1-0; Team 1-1.

SACKS (UA-A): UC Davis-Travon Brooks 0-1; Luke Wood 1-0; Jordan Hoyt 0-1. Stanford-Anderson,H 1-0; Hayes,A 1-0; Parry,D 1-0; Kaumatule,L 1-0.

TACKLES (UA-A): UC Davis-Charles Boyett 6-3; Patrick Wells 4-1; Darryl Graham 3-2; Steven Pitts 1-3; K. Culberson 1-3; Travon Brooks 0-4; Artice Nelson 3-0; Joey Lagarbo 1-2; Ryan Dimino 1-2; Robert Taylor 2-0; Brady Stibi 2-0; Marques Barron 1-1; Isiah Olave 1-1; Zach Jones 1-1; Ryan Bua 1-1; Jordan Hoyt 0-2; Xavier Griggs 1-0; Luke Wood 1-0; Dane Turner 1-0; Russell Reeder 1-0; Brandon Weaver 1-0; T.J. King 0-1; Erik Holmer 0-1; Ryan Lefotu 0-1; Shamawn Wright 0-1; Amonai Itaaehau 0-1; Walter Earnest 0-1. Stanford-Tarpley,AJ 0-6; Parry,D 2-2; Anderson,K 2-2; Martinez,B 1-3; Kaumatule,L 2-1; Palma,K 1-2; McCaffrey,C 1-2; Lloyd,D 2-0; Lyons,W 2-0; Richards,J 2-0; Anderson,H 1-1; Davis,N 1-1; Yules,S 1-1; Oluqbode,K 1-1; Harris,R 1-1; Vaughters,J 0-2; Whitfield,K 0-2; Watkins,J 1-0; Rotto,T 1-0; Hoffpauir,Z 1-0; Hemschoot,J 1-0; Hooper,A 1-0; Pippens,R 1-0; Hayes,A 1-0; Flacco,J 1-0; Kalambayi,P 0-1; Shober,S 0-1; Cotton,E 0-1; Jones,C 0-1; Lueders,B 0-1.

Stanford Routs UC Davis in Opener

STANFORD, Calif. - Ty Montgomery answered any questions about his health on his first touch, and Stanford's reconstructed defense looked just as rejuvenated in the season opener.

Montgomery returned his first career punt for a touchdown and caught five passes for 77 yards and another score, and No. 11 Stanford tuned up for a date with Southern California by routing UC Davis 45-0.

The All-American kick returner, who was cleared by doctors to play earlier in the week after offseason surgery on his right shoulder, set the tone. The Cardinal's do-it-all playmaker ran the first punt back 60 yards for a touchdown and lined up all over the field, including once as a wildcat quarterback.

Stanford led 38-0 at the half against the overmatched Aggies and rested most of its starters the final two quarters.

Kevin Hogan threw for 204 yards and three touchdowns to guide the two-time defending Pac-12 champions through a mostly smooth opener. He completed 12 of 16 passes and had one interception.

Stanford put together quick-strike touchdown drives of 6 seconds, 9 seconds, 53 seconds, 2:58 and 6:55.

The retooled defense held the Aggies to 115 total yards, forced three turnovers and sacked London Lacy four times to overwhelm the lower-tier Football Championship Subdivision team. UC Davis didn't cross midfield until the final play of the game.

The Cardinal's first shutout since beating Colorado 48-0 on Nov. 3, 2012, showed just how far they've come since losing 20-17 to UC Davis in 2005.

The Cardinal's overhauled offensive line — which features four new starters — had its share of struggles, including false start, holding and clipping penalties in the first half. Hogan also was sacked once.

Barry Sanders ran for 43 yards on seven carries, and starter Kelsey Young had 37 yards on seven carries as Stanford tries to replace 1,700-yard rusher Tyler Gaffney this season. The Cardinal finished with 149 yards rushing.

Stanford's starters kept mistakes to a minimum in the opener, but UC Davis simply lacked the talent to contain the Cardinal or sustain drives. Lacy completed 12 of 22 passes for 54 yards and two interceptions, and the Aggies' top two running backs sat out with injuries.

Even still, Montgomery gave them the most trouble.

After Stanford stopped the Aggies on the game's opening possession, Montgomery fielded a punt near the middle of the field. He sliced right, cut back up field and shook off a tackle from punter Colby Wadman to complete the 60-yard score.

Montgomery also caught an inside screen from Hogan and raced 44 yards for another touchdown late in the first half. He added one rush for 8 yards out of the wildcat formation.

Hogan had touchdown passes of 40 yards to Michael Rector and 52 yards to freshman Christian McCaffrey — the son of former NFL receiver Ed McCaffrey — and scrambled for a 1-yard score. McCaffrey also returned three punts for 60 yards and had three tackles on special teams in his debut.

Jordan Williamson, who made 1 of 2 field goals, became Stanford's career scoring leader. He broke Eric Abrams' record of 289 points from 1992 to 1995.

2

#13/10 Stanford 10, #14/14 USC 13

September 6, 2014 • Stanford, Calif.

Score by Quarters	1	2	3	4	Score
USC (2-0, 1-0)	7	0	3	3	13
Stanford (1-1, 0-1)	0	10	0	0	10

Scoring Summary

Qtr	Time	Team - Scoring Play	Plays-Yards	TOP	Score
1st	4:26	USC - Davis - 1 yd run (Heidari PAT)	12-68	4:30	USC 7-STAN 0
2nd	7:45	STAN - Skov - 2 yd run (Williamson PAT)	11-77	5:34	USC 7-STAN 7
	0:11	STAN - Williamson - 33 yd field goal	11-64	2:54	USC 7-STAN 10
3rd	0:53	USC - Heidari - 25 yd field goal	8-90	3:32	USC 10-STAN 10
4th	2:30	USC - Heidari - 53 yd field goal	9-58	4:30	USC 13-STAN 10

Statistical Summary

	USC	Stanford
FIRST DOWNS	16	21
RUSHES-YARDS (NET)	37-156	38-128
PASSING YDS (NET)	135	285
Passes Att-Comp-Int	22-15-0	30-22-0
TOTAL OFFENSE PLAYS-YARDS	59-291	68-413
Fumble Returns-Yards	0-0	0-0
Punt Returns-Yards	0-0	1-44
Kickoff Returns-Yards	2-34	3-69
Interception Returns-Yards	0-0	0-0
Punts (Number-Avg)	4-47.8	2-27.0
Fumbles-Lost	1-0	4-2
Penalties-Yards	10-87	8-68
Possession Time	26:13	33:47
Third-Down Conversions	7 of 14	7 of 14
Fourth-Down Conversions	0 of 1	0 of 1
Red-Zone Scores-Chances	2-2	2-5
Sacks By: Number-Yards	2-10	2-20

RUSHING

USC-Allen, Javorius 23-154; Davis, Justin 8-20; Vainuku, Soma 2-5; TEAM 2-minus 3; Kessler, Cody 2-minus 20.
Stanford-Wright,R 11-60; Young,K 7-39; Hogan,K 11-24; Sanders,B 2-7; Seale,R 1-3; Skov,P 1-2; Marx,D 1-0; Montgomery,T 4-minus 7.

PASSING

USC-Kessler, Cody 15-22-0-135.
Stanford-Hogan,K 22-30-0-285.

RECEIVING

USC-Agholor, Nelson 9-91; Farmer, George 4-36; Davis, Justin 1-10; Smith, Juju 1-minus 2.
Stanford-Montgomery,T 9-83; Hooper,A 4-61; Rector,M 4-57; Cajuste,D 3-44; Wright,R 1-21; Cotton,E 1-19.

INTERCEPTIONS

USC-None.
Stanford-None.

FUMBLES

USC-Allen, Javorius 1-0.
Stanford-Hogan,K 2-2; Team 2-0.

SACKS (UA-A)

USC-Tavai, J.R. 1-0; Williams, Leona 1-0.
Stanford-Tarpley,AJ 1-0; Kalambayi,P 1-0.

TACKLES (UA-A)

USC-Williams, Leona 8-3; Sarao, Anthony 3-8; Bowman, Gerald 8-2; Pullard, Hayes 1-6; Hawkins, Chris 6-0; Felix, Scott 2-4; Seymour, Kevon 4-1; Tavai, J.R. 3-2; Cravens, Su'a 2-3; Pelon, Claude 1-1; McQuay III, Leo 1-1; Nwosu, Uchenna 1-0; Albarado, Kris 1-0; Hutchings, Mich 0-1.
Stanford-Richards,J 8-2; Martinez,B 3-6; Anderson,K 3-4; Tarpley,AJ 2-5; Carter,A 4-1; Olugbode,K 1-4; Shittu,A 1-3; Parry,D 0-4; Hoffpauir,Z 2-1; Kalambayi,P 2-1; Davis,N 1-1; Vaughters,J 1-1; Harris,R 1-1; Lyons,W 1-0; Anderson,H 1-0; Lueders,B 1-0.

USC Holds Off Stanford

STANFORD, Calif. - Andre Heidari kicked a career-long 53-yard field goal with 2:30 remaining, J.R. Tavai forced a fumble to end the Cardinal's comeback bid and the 14th-ranked Trojans upended No. 13 Stanford in dramatic fashion again.

With Stanford threatening to tie or take the lead, Tavai came from Kevin Hogan's blindside to jar the ball loose. Scott Felix recovered at the Trojans' 26-yard-line with 19 seconds to play.

Javorius Allen ran for a career-high 154 yards, Nelson Agholor had a career-high nine receptions for 91 yards and Justin Davis ran for a short touchdown to help USC create just enough offense to win at Stanford Stadium for the first time since 2008.

The Trojans gained 701 yards while running a conference-record 105 plays in a 52-13 win over Fresno State one week prior. But Stanford slowed down Cody Kessler and USC's up-tempo offense most of the game, holding the Trojans to 59 plays.

Stanford outgained USC 413 to 291 yards but couldn't overcome its own mistakes. The Cardinal committed two turnovers, eight penalties for 68 yards and Jordan Williamson missed two field goals.

The loss snapped Stanford's 17-game home winning streak, which was the longest active streak in the country.

Heidari also kicked a 47-yard field goal with 19 seconds to play in USC's 20-17 win in 2013 over the Cardinal in Los Angeles.

Hogan completed 22 of 30 passes for 285 yards and put the Cardinal in position to come back before Tavai sprinted from his blindside and forced the fumble to cap an emotional day on the USC sideline.

USC stuffed Stanford fullback Daniel Marx on fourth-and-1 from the 3-yard line, and Heidari finished off USC's next drive with a tying 35-yard field goal late in the third quarter.

Hogan had a 28-yard touchdown pass to Austin Hooper wiped away by a penalty in the fourth quarter. The Cardinal punted from USC's 32 instead of trying a long field goal.

Fullback Patrick Skov, brother of former standout middle linebacker Shayne Skov, bulldozed through the line from two yards out for the first touchdown of his career - and the only one Stanford scored - in the second quarter.

3

#15/16 Stanford 35, Army 0

September 13, 2014 • Stanford, Calif.

Score by Quarters	1	2	3	4	Score
Army (1-1)	0	0	0	0	0
Stanford (2-1)	7	7	7	14	35

Scoring Summary

Qtr	Time	Team - Scoring Play	Plays-Yards	TOP	Score
1st	10:44	STAN - Cajuste - 23 yd pass from Hogan (Williamson PAT)	9-75	4:16	ARMY 0-STAN 7
2nd	00:27	STAN - Cajuste - 2 yd pass from Hogan (Williamson PAT)	4-15	1:01	ARMY 0-STAN 14
3rd	02:51	STAN - Cajuste - 15 yd pass from Hogan (Williamson PAT)	9-98	3:14	ARMY 0-STAN 21
4th	11:35	STAN - Montgomery - 4 yd run (Williamson PAT)	8-35	3:20	ARMY 0-STAN 28
	6:09	STAN - Montgomery - 32 yd pass from Hogan (Williamson PAT)	6-73	3:05	ARMY 0-STAN 35

Statistical Summary

	Army	Stanford
FIRST DOWNS	12	21
RUSHES-YARDS (NET)	56-198	32-199
PASSING YDS (NET)	9	216
Passes Att-Comp-Int	5-3-1	28-20-0
TOTAL OFFENSE PLAYS-YARDS	61-207	60-415
Fumble Returns-Yards	0-0	0-0
Punt Returns-Yards	2-2	2-11
Kickoff Returns-Yards	1-4	0-0
Interception Returns-Yards	0-0	1-2
Punts (Number-Avg)	6-40.0	4-42.8
Fumbles-Lost	2-1	1-1
Penalties-Yards	2-20	3-30
Possession Time	33:36	26:24
Third-Down Conversions	4 of 14	6 of 10
Fourth-Down Conversions	2 of 4	0 of 0
Red-Zone Scores-Chances	0-1	3-3
Sacks By: Number-Yards	2-4	1-3

RUSHING

Army-Schurr, A.J. 6-65; Dixon, Larry 19-60; Santiago, Angel 8-29; Baggett, Terry 6-28; Giachinta, Matt 7-13; Maples, Raymond 4-13; Walker, Joe 1-1; Giovannelli, T. 4-1; Moss, Xavier 1-minus 12.
Stanford Sanders, B 9-92; Young, K 7-46; McCaffrey, C 4-29; Hogan, K 6-11; Seale, R 2-7; Montgomery, T 2-7; Skov, P 2-7.

PASSING

Army-Schurr, A.J. 0-2-1-0; Santiago, Angel 2-2-0-13; Tardieu, Alex 1-1-0-minus 4.
Stanford Hogan, K 20-28-0-216.

RECEIVING

Army-Poe, Edgar 1-10; Dixon, Larry 1-3; Bell, DeAndre 1-minus 4.
Stanford-Montgomery, T 8-86; Cajuste, D 4-52; Hooper, A 4-46; McCaffrey, C 1-12; Cotton, E 1-10; Trojan, J 1-7; Seale, R 1-3.

INTERCEPTIONS

Army-None.
Stanford-Tarpley, AJ 1-2.

FUMBLES

Army-Baggett, Terry 1-0; Dixon, Larry 1-1.
Stanford-Montgomery, T 1-1.

SACKS (UA-A)

Army-King, Andrew 1-0; Drummond, Joe 1-0.
Stanford-Shittu, A 0-1; Lueders, B 0-1.

TACKLES (UA-A)

Army-Timpf, Jeremy 7-3; Johnson, Steven 3-5; King, Andrew 3-4; Carnegie, Chris 3-3; Jenkins, Josh 5-0; Ricciardi, S. 2-3; Bacon, Geoffery 2-3; Kelly, James 3-0; Drummond, Joe 2-1; Ugenyi, Mike 1-2; Glover, Richard 0-2; Washle, Scott 0-2; Giovannelli, T. 1-0; Voit, John 0-1; Fahn, Justin 0-1.
Stanford-Martinez, B 4-6; Anderson, H 4-3; Richards, J 4-2; Lueders, B 4-2; Vaughters, J 3-3; Kalambayi, P 3-2; Tarpley, AJ 0-5; Carter, A 3-1; Anderson, K 1-3; Shittu, A 1-3; Lloyd, D 2-1; Palma, K 1-2; Parry, D 1-2; Lyons, W 2-0; Whitfield, K 2-0; Davis, N 0-2; Shoher, S 0-2; Harris, R 1-0; Lohn, N 1-0; Pippens, R 1-0; Skov, P 1-0; Kaumatule, L 0-1; Olugbode, K 0-1; Hoffpauir, Z 0-1.

Stanford Rebounds With Shutout

STANFORD, Calif. - Kevin Hogan threw for 216 yards and four touchdowns, and No. 15 Stanford rebounded from a loss to USC with a 35-0 win over Army.

Devon Cajuste caught a career-high three touchdowns and finished with 52 yards receiving, and Ty Montgomery had two touchdowns to help the Cardinal overcome a sluggish start on offense. Stanford led 14-0 at the half before overwhelming the Black Knights in the final two quarters.

The Cardinal outgained Army 415 to 207 yards.

It was the second shutout for Stanford's defense in three games. The Cardinal beat UC Davis 45-0 to open the season before losing 13-10 to USC.

Army ran for 341 yards and seven touchdowns in a 47-39 victory against Buffalo in its opener under new coach Jeff Monken, but couldn't crack the Cardinal's physical defense.

A.J. Schurr ran for 65 yards on six carries, and Larry Dixon had 60 yards rushing for the Black Knights, who completed 3 of 5 passes for just 9 yards.

Army held the ball for more than 33 minutes behind its triple-option offense, which was stuffed on fourth-and-1 from the Cardinal 2-yard line in the final minutes to preserve Stanford's shutout.

Montgomery helped lead the way for Stanford, catching eight passes for 86 yards and a touchdown. He also ran for a short score as a wildcat quarterback.

Barry Sanders added a career-high 92 yards rushing on nine carries, including a 44-yard scamper to set up Cajuste's third touchdown catch. The Cardinal finished with 199 yards on the ground.

Stanford had few problems defending Army's triple-option. Instead, it was the offense that looked out of rhythm at the start.

Stanford punted on four of its first six possessions. Montgomery fumbled a punt return that the Black Knights recovered in the second quarter, and Stanford had a touchdown wiped away for the second straight week when David Bright was called for holding on Kelsey Young's touchdown run.

The defense gave Stanford's stagnant offense a jolt just before the half. Alex Carter jarred the ball loose from Dixon, and Kevin Anderson recovered at the Army 15-yard line.

Three plays later, Cajuste caught his second touchdown pass from Hogan -- a short fade in the corner of the end zone -- to give the Cardinal a 14-0 lead.

Stanford put together a nine-play, 98-yard touchdown drive on its first drive of the second half that ended with another catch by Cajuste. Stanford stopped Army's fake punt on the next possession to set up Montgomery's 4-yard touchdown run, and the Cardinal's do-it-all playmaker caught a 32-yard touchdown pass in the fourth quarter.

The Cardinal improved to 8-0 after losses under head coach David Shaw.

4

#16/14 Stanford 20, Washington 13

September 27, 2014 • Seattle, Wash.

Score by Quarters	1	2	3	4	Score
Stanford (3-1, 1-1)	3	10	0	7	20
Washington (4-1, 0-1)	0	13	0	0	13

Scoring Summary

Qtr	Time	Team - Scoring Play	Plays-Yards	TOP	Score
1st	12:16	STAN - Williamson - 35 yd field goal	6-17	2:44	STAN 3-WASH 0
2nd	12:57	STAN - Montgomery - 17 yd pass from Hogan (Williamson PAT)	9-77	4:44	STAN 10-WASH 0
	9:59	WASH - Mickens - 25 yd pass from Miles (Team PAT failed)	7-75	2:58	STAN 10-WASH 6
	5:46	STAN - Williamson - 32 yd field goal	10-67	4:08	STAN 13-WASH 6
	1:54	WASH - Thompson - 32 yd fumble recovery (Van Winkle PAT)	--	--	STAN 13-WASH 13
4th	4:29	STAN - Hogan - 5 yd run (Williamson PAT)	6-47	3:08	STAN 20-WASH 13

Statistical Summary

	Stanford	Washington
FIRST DOWNS	22	15
RUSHES-YARDS (NET)	40-186	38-81
PASSING YDS (NET)	178	98
Passes Att-Comp-Int	26-17-1	30-15-0
TOTAL OFFENSE PLAYS-YARDS	66-364	68-179
Fumble Returns-Yards	0-0	2-31
Punt Returns-Yards	1-2	3-6
Kickoff Returns-Yards	3-91	2-38
Interception Returns-Yards	0-0	1-0
Punts (Number-Avg)	5-42.0	8-48.5
Fumbles-Lost	3-2	2-0
Penalties-Yards	8-85	10-85
Possession Time	31:56	28:04
Third-Down Conversions	3 of 12	5 of 18
Fourth-Down Conversions	0 of 0	1 of 4
Red-Zone Scores-Chances	4-5	0-0
Sacks By: Number-Yards	4-40	1-6

RUSHING

Stanford-Wright,R 14-63; Hogan,K 14-53; Montgomery,T 3-38; Young,K 5-22; Sanders,B 3-11; Team 1-minus 1.
Washington-Coleman, Lavon 14-58; Hall, Marvin 1-10; Washington, Dw. 4-7; Thompson, Shaq 3-2; Mickens, Jaydon 1-2; Miles, Cyler 14-1; Lindquist, Jeff 1-1.

PASSING

Stanford-Hogan,K 17-26-1-178.
Washington-Miles, Cyler 15-29-0-98; Lindquist, Jeff 0-1-0-0.

RECEIVING

Stanford-Cajuste,D 4-59; Montgomery,T 4-29; Hooper,A 3-19; Sanders,B 2-13; Cotton,E 1-28; Owusu,F 1-15; McCaffrey,C 1-12; Trojan,J 1-3.
Washington-Mickens, Jaydon 3-32; Campbell, D. 3-31; Ross, John 3-16; Daniels,Darrell 2-5; Coleman, Lavon 2-minus 5; Williams, Kasen 1-14; Washington, Dw. 1-5.

INTERCEPTIONS

Stanford-None.
Washington-Peters, Marcus 1-0.

FUMBLES

Stanford-Hogan,K 2-1; Wright,R 1-1.
Washington-Hall, Marvin 1-0; Miles, Cyler 1-0.

SACKS (UA-A)

Stanford-Kalambayi,P 3-0; Anderson,K 0-1; Vaughters,J 0-1.
Washington-Kikaha, Hau'oli 1-0.

TACKLES (UA-A)

Stanford-Vaughters,J 5-4; Anderson,K 5-2; Martinez,B 2-5; Kalambayi,P 5-1; Carter,A 5-0; Tarpley,AJ 3-2; Anderson,H 3-1; Richards,J 3-0; Shittu,A 0-3; Hoffpauir,Z 2-0; Olugbode,K 2-0; McCaffrey,C 1-1; Montgomery,T 1-0; Whitfield,K 1-0; Hooper,A 1-0; Davis,N 1-0; Alexander,T 1-0; Parry,D 1-0; Lueders,B 0-1.
Washington-Timu, John 6-5; Feeny, Travis 4-4; Thompson, Shaq 5-2; Shelton, Danny 4-3; Kikaha, Hau'oli 4-2; Littleton, Cory 3-3; Baker, Budda 5-0; Walker, Trevor 4-1; Hudson, Evan 2-2; Hudson, Andrew 2-2; Peters, Marcus 2-0; Bierria, K. 1-0; Jones, Sidney 1-0.

Defense Carries Cardinal

SEATTLE - Kevin Hogan ran for a 5-yard touchdown with 4:29 remaining, and No. 16 Stanford used its stingy defense and a poorly timed fake punt by Washington to post a 20-13 win.

Stanford made just enough mistakes to let the Huskies linger into the fourth quarter despite the Cardinal dominating statistically. But Stanford capitalized on Washington coach Chris Petersen's risky and ultimately unsuccessful decision to run a fake punt at the Huskies 47 midway through the fourth quarter.

Six plays later, Hogan scored and the Cardinal had passed their first road test of the season.

Six times the Cardinal drove inside the Washington 30, but a missed field goal and fumble by Hogan never let Stanford pull away. The Cardinal committed three turnovers, including Remound Wright's fumble late in the second quarter that Shaq Thompson returned 32 yards for a touchdown to pull the Huskies even at 13.

Hogan was 17-for-26 passing for 178 yards and added 53 yards rushing. Ty Montgomery had a 62-yard kickoff return to start the game and also added a 17-yard touchdown reception, bullying through three Washington defenders.

While the offense struggled, the Cardinal remained as stingy as ever on defense.

Cyler Miles threw a 25-yard touchdown pass to Jaydon Mickens in the second quarter, but that was about it for the Huskies' offense. Miles was sacked four times. Washington finished with 98 yards passing for its lowest total since it gained 88 yards through the air in 2010 when the Cardinal shut out the Huskies 41-0 in Seattle.

Washington's offense was so ineffective that Petersen resorted to a fake punt on fourth-and-9 midway through the fourth quarter. Stanford was ready and Thompson was stuffed for no gain, giving Stanford the ball with 7:37 left and a short field.

Hogan ran the first three plays of the drive and a facemask penalty against Washington moved the Cardinal to the Huskies' 17. Kelsey Young went for 12 yards, nearly breaking free for the score, before Hogan raced to the pylon on the next play.

Stanford had plenty of chances before Hogan's late touchdown. Jordan Williamson, who missed a pair of field goals in the Cardinal's loss to USC, missed wide right from 46 yards early in the third quarter. Stanford got back into scoring position on the final play of the third when Hogan found Eric Cotton open on a blown coverage for 28 yards to the Washington 34. Montgomery carried on a reverse for 18 yards to start the fourth and Stanford had first down at the Washington 14.

On third-and-10, Hogan kept the ball on a designed keeper but was hit by Thompson, and the fumble caromed into the hands of Danny Shelton. It was the second turnover by Hogan after being intercepted by Marcus Peters in the third quarter.

Washington had one final chance getting possession at its own 48 with 1:49 remaining. Miles was incomplete on his first three attempts only to hit DiAndre Campbell for 11 yards on fourth down to the Stanford 41.

Miles ran 13 yards for another first down to the Stanford 28, but was later flagged for intentional grounding. On fourth-and-18, Miles was forced from the pocket and stopped after 5 yards, and Stanford's celebration started.

5

#14/13 Stanford 14, #9/8 Notre Dame 17 October 4, 2014 • Notre Dame, Ind.

Score by Quarters	1	2	3	4	Score
Stanford (3-2)	7	0	0	7	14
Notre Dame (5-0)	0	7	0	10	17

Scoring Summary

Qtr	Time	Team - Scoring Play	Plays-Yards	TOP	Score
1st	3:50	STAN - Hogan - K 10 yd run (Williamson PAT)	2-12	0:44	STAN 7-ND 0
2nd	3:06	ND - Brown - 17 yd pass from Golson (Brindza PAT)	6-62	1:20	STAN 7-ND 7
4th	7:32	ND - Brindza - 45 yd field goal	9-50	3:39	STAN 7-ND 10
	3:01	STAN - Wright - 11 yd run (Williamson PAT)	9-58	4:31	STAN 14-ND 10
	1:01	ND - Koyack - 23 yd pass from Golson (Brindza PAT)	9-65	2:00	STAN 14-ND 17

Statistical Summary

	Stanford	Notre Dame
FIRST DOWNS	14	21
RUSHES-YARDS (NET)	32-47	32-129
PASSING YDS (NET)	158	241
Passes Att-Comp-Int	36-18-2	43-20-1
TOTAL OFFENSE PLAYS-YARDS	68-205	75-370
Fumble Returns-Yards	0-0	0-0
Punt Returns-Yards	0-0	3-10
Kickoff Returns-Yards	2-45	0-0
Interception Returns-Yards	1-0	2--3
Punts (Number-Avg)	8-36.9	6-36.8
Fumbles-Lost	2-0	2-1
Penalties-Yards	9-66	1-10
Possession Time	30:12	29:48
Third-Down Conversions	5 of 16	6 of 18
Fourth-Down Conversions	0 of 1	1 of 2
Red-Zone Scores-Chances	2-2	2-4
Sacks By: Number-Yards	2-8	4-34

RUSHING

Stanford-Wright,R 8-29; Young,K 7-18; Sanders,B 3-14; Montgomery,T 5-14; Seale,R 1-1; Team 1-minus 13; Hogan,K 7-minus 16.
Notre Dame-MCDANIEL 15-41; GOLSON 7-34; PROSISE 1-26; FOLSTON 3-14; BRYANT 6-14.

PASSING

Stanford-Hogan,K 18-36-2-158.
Notre Dame-GOLSON 20-43-1-241.

RECEIVING

Stanford-Cajuste,D 5-68; Montgomery,T 4-12; Trojan,J 3-12; Wright,R 2-21; McCaffrey,C 1-18; Skov,P 1-16; Pratt,J 1-6; Rector,M 1-5.
Notre Dame-Brown, C. 4-60; Robinson, C. 4-46; Fuller 3-27; Carlisle 2-34; Koyack 2-28; Hunter, T. 2-24; Prosize 2-16; Folston 1-6.

INTERCEPTIONS

Stanford-Richards,J 1-0.
Notre Dame-LUKE 2-minus 3.

FUMBLES

Stanford-Team 1-0; Hogan,K 1-0.
Notre Dame-Riggs 1-0; Golson 1-1.

SACKS (UA-A)

Stanford-Anderson,K 2-0.
Notre Dame-Trumbetti 1-0; Smith, J. 1-0; Luke 1-0; Shumate 1-0.

TACKLES (UA-A)

Stanford-Tarpley,AJ 2-7; Anderson,H 4-4; Richards,J 4-3; Martinez,B 5-1; Lyons,W 3-2; Hoffpauir,Z 4-0; Anderson,K 4-0; Oluogbode,K 3-1; Vaughters,J 2-1; Carter,A 2-1; Parry,D 1-2; Harris,R 2-0; Shittu,A 0-2; Davis,N 1-0; Kalambayi,P 1-0; Mccaffrey,C 1-0.
Notre Dame-Smith, J. 7-7; Schmidt, J. 5-2; Shumate 4-2; Riggs 4-2; Day 3-1; Luke 3-1; Farley 3-1; Redfield 2-1; Tranquill 2-0; Trumbetti 2-0; Brindza 1-0; Onwuulu 1-0; Martini 1-0; Jones, J. 0-1; Collinsworth 0-1; Hill 0-1.

Notre Dame Survives Stanford

NOTRE DAME, Ind. - Everett Golson spotted tight end Ben Koyack alone in the back of the end zone just in time.

On fourth-and-11 from the 23 and trailing 14-10, Golson dropped back to pass and managed to avoid the Stanford rush just long enough to find Koyack as two Cardinal defensive backs tried to recover from the blown assignment.

Koyack caught the pass as he fell out of bounds, while safety Jordan Richards dove to try to break it up, and scored the winning touchdown with 61 seconds left to give the No. 9 Irish the 17-14 victory on a cold, rainy day.

Golson struggled with accuracy at times and threw an interception and lost a fumble that was hard to overcome, but still managed to pull it out.

Golson also threw a 17-yard touchdown pass to Chris Brown and Notre Dame amassed 370 yards of total offense against the nation's top defense. The game wasn't as exciting as Notre Dame's 20-13 overtime victory two years ago on a goal-line stand, but it was close.

The Irish defense held the Cardinal to 139 yards total offense and just 47 yards rushing. Stanford receiver Ty Montgomery, who entered the game averaging 69 yards per game receiving, was held to four catches for 12 yards. But he did have a 42-yard kickoff return that helped set up a Stanford touchdown late in the fourth quarter.

Stanford entered the game giving up 198 yards a game total offense and had given up only two runs of 25 yards or more. The Irish had 192 yards total offense at halftime and Golson had a career-long 33-yard run to set up a touchdown and C.J. Prosize had a 26-yard run that set up a scoring chance. Amir Carlisle had a 26-yard catch.

Golson was 20 of 43 passing for 241 yards with one interception and a fumble a week after having four turnovers against Syracuse. Kevin Hogan was 18 of 36 for 158 yards with two interceptions for Stanford.

Notre Dame had a chance to take the lead with 12 minutes left in the game, but holder Hunter Smith bungled the snap on a 27-yard try. Notre Dame kicker Kyle Brindza kicked the ball into the line and Stanford's A.J. Tarpley returned it 39 yards to the Stanford 44. The Irish also had a failed field goal attempt in the first quarter when Smith bobbled another snap and Brindza missed wide right on a 41-yard attempt.

However, Smith got the ball down for a 45-yard field goal midway through the fourth quarter after putting gloves on.

6

#25/22 Stanford 34, Washington State 17

October 10, 2014 • Stanford, Calif.

Score by Quarters	1	2	3	4	Score
Washington State (2-5, 1-3)	7	0	3	7	17
Stanford (4-2, 2-1)	10	7	7	0	34

Scoring Summary

Qtr	Time	Team - Scoring Play	Plays-Yards	TOP	Score
1st	11:47	STAN - Williamson - 22 yd field goal	7-59	3:13	WSU 0-STAN 3
	9:30	STAN - Cotton - 39 yd pass from Hogan (Williamson PAT)	3-69	1:09	WSU 0-STAN 10
	4:35	WSU - Mayle - 9 yd pass from Halliday (Breshears PAT)	11-75	4:55	WSU 7-STAN 10
2nd	11:08	STAN - Taboada - 3 yd pass from Hogan (Williamson PAT)	4-16	1:52	WSU 7-STAN 17
3rd	7:51	WSU - Breshears - 46 yd field goal	14-42	4:45	WSU 10-STAN 17
	3:07	STAN - Taboada - 4 yd pass from Hogan (Williamson PAT)	9-56	4:44	WSU 10-STAN 24
4th	13:02	WSU - Cracraft - 3 yd pass from Halliday (Breshears PAT)	16-75	5:05	WSU 17-STAN 24
	8:13	STAN - Williamson - 34 yd field goal	11-50	4:41	WSU 17-STAN 27
	1:38	STAN - Wright - 6 yd run (Williamson PAT)	4-44	0:26	WSU 17-STAN 34

Statistical Summary

	Washington State	Stanford
FIRST DOWNS	18	20
RUSHES-YARDS (NET)	11--26	33-193
PASSING YDS (NET)	292	284
Passes Att-Comp-Int	69-42-1	35-23-0
TOTAL OFFENSE PLAYS-YARDS	80-266	68-477
Fumble Returns-Yards	0-0	0-0
Punt Returns-Yards	1-12	3-63
Kickoff Returns-Yards	3-67	3-71
Interception Returns-Yards	0-0	1-0
Punts (Number-Avg)	8-42.0	4-35.8
Fumbles-Lost	0-0	1-1
Penalties-Yards	10-75	9-80
Possession Time	28:10	31:50
Third-Down Conversions	5 of 19	4 of 12
Fourth-Down Conversions	4 of 5	0 of 1
Red-Zone Scores-Chances	3-3	5-7
Sacks By: Number-Yards	2-9	4-56

RUSHING

Washington State-Morrow, Jamal 4-22; Wicks, Gerard 2-9; West, Theron 1-minus 1; Halliday, Connor 4-minus 56.
Stanford-Wright, R 14-98; Sanders, B 7-68; McCaffrey, C 3-28; Young, K 1-3; Skov, P 2-2; Team 2-minus 2; Hogan, K 4-minus 4.

PASSING

Washington State-Halliday, Connor 42-69-1-292.
Stanford-Hogan, K 23-35-0-284.

RECEIVING

Washington State-Cracraft, River 14-100; Myers, Isiah 8-53; Morrow, Jamal 7-30; Mayle, Vince 6-78; West, Theron 2-12; Lewis, Robert 2-7; Baker, Tyler 1-6; Wicks, Gerard 1-6; Green, Calvin 1-0.
Stanford-Montgomery, T 7-72; Rector, M 2-65; McCaffrey, C 2-25; Trojan, J 2-20; Cajuste, D 2-20; Taboada, G 2-7; Cotton, E 1-39; Hooper, A 1-13; Owusu, F 1-12; Sanders, B 1-5; Young, K 1-3; Wright, R 1-3.

INTERCEPTIONS

Washington State-None.
Stanford-Martinez, B 1-0.

FUMBLES

Washington State-None.
Stanford-Skov, P 1-1.

SACKS (UA-A)

Washington State-Allison, J 1-0; Paulo, Darryl 0-1; Monroe, Darryl 0-1.
Stanford-Shittu, A 0-1; Kalambayi, P 0-1; Parry, D 1-0; Tarpley, AJ 1-0; Anderson, H 1-0.

TACKLES (UA-A)

Washington State-Lemora, Darius 8-1; Allison, J 7-2; Pelluer, Peyton 3-5; Taliulu, Taylor 5-1; Brown, Daquawn 5-0; Monroe, Darryl 4-1; Green, Calvin 3-1; Hameed, Sul 3-1; White, C 2-1; Coen, Cyrus 2-1; Porter, Pat 2-0; Vaeao, Destiny 2-0; Cooper, Xavier 1-1; Ekuale, Danile 1-0; Myers, Isiah 1-0; Paulo, Darryl 0-1.
Stanford-Hoffpauir, Z 9-6; Tarpley, AJ 7-1; Martinez, B 4-4; Richards, J 5-2; Olugbode, K 4-3; Carter, A 3-1; Alexander, T 3-1; Anderson, H 2-0; Lyons, W 0-2; Parry, D 1-0; Davis, N 1-0; Flacco, J 1-0; Palma, K 1-0; Williamson, J 1-0; Harris, R 0-1; Shittu, A 0-1; Vaughters, J 0-1; Kalambayi, P 0-1.

Cardinal Slows Cougars in Victory

STANFORD, Calif. - The defense came as advertised for Stanford, and so did the offense.

Kevin Hogan threw for 284 yards and three touchdowns, and No. 25 Stanford slowed down Connor Halliday and the Cougars' Air Raid offense in a 34-17 victory over Washington State.

Greg Taboada grabbed his first two career touchdowns and fellow tight end Eric Cotton had his first scoring catch to help the Cardinal rebound from a nonconference loss at Notre Dame and renew its chase for a third straight conference championship.

A week after Halliday threw for an NCAA-record 734 yards in a 60-59 loss to California, the nation's stingiest scoring defense harassed him all over the backfield.

Stanford held Halliday to 42-for-69 passing for 292 yards and two touchdowns on mostly short and intermediate passes. The Cardinal also forced one interception and had four sacks.

Stanford improved to 9-0 after losses under Shaw, but penalties and mistakes in the red zone kept the Cardinal from taking control against a Washington State defense that struggled again.

Stanford still outgained Washington State 477 to 266 yards -- enough to bring a smile out of Tiger Woods on the sideline -- and leaned on its defense to do the rest.

The Cardinal entered the game with the country's best scoring defense (8.6 points) and ranked second in total defense (232 yards) and passing defense (107 yards) per game. They lived up to the billing again, hurrying Halliday constantly to break up the Cougars' pass-happy schemes.

Halliday moved Washington State well at times, but never found his quick-strike prowess. He tossed a 9-yard touchdown pass to Vince Mayle in the first quarter and threw across his body for a 3-yard touchdown strike to River Cracraft on fourth down to slice Stanford's lead to 24-17 early in the fourth.

Cracraft finished with 14 receptions for 100 yards.

Montgomery hauled in seven passes for 72 yards, Cotton caught a 39-yard touchdown pass and Taboada tallied two short scores from Hogan to give the Cardinal a 24-10 lead. Hogan completed 23 of 35 passes.

Jordan Williamson made two of three field goals, including a 34-yarder to extend the Cardinal's lead to 27-17 with 8:13 left. Quentin Breshears kicked a 46-yard field goal for Washington State earlier.

Remound Wright ran for 98 yards and a touchdown in the closing minutes, and Barry Sanders had 68 yards rushing as the Cardinal totaled 193 yards on the ground. The Cougars had minus-26 yards rushing.

7

#23/20 Stanford 10, #17/18 Arizona State 26 October 18, 2014 • Tempe, Ariz.

Score by Quarters	1	2	3	4	Score
Stanford (4-3, 2-2)	0	0	3	7	10
Arizona State (5-1, 3-1)	0	14	3	9	26

Scoring Summary

Qtr	Time	Team - Scoring Play	Plays-Yards	TOP	Score
2nd	8:28	ASU - Foster - 1 yd run (Gonzalez PAT)	13-81	4:53	STAN 0-ASU 7
	1:58	ASU - Strong - 3 yd pass from Bercovici (Gonzalez PAT)	4-12	2:00	STAN 0-ASU 14
3rd	9:31	STAN - Williamson - 40 yd field goal	12-65	5:23	STAN 3-ASU 14
	5:37	ASU - Gonzalez - 25 yd field goal	10-68	3:54	STAN 3-ASU 17
4th	12:50	ASU - Gonzalez - 47 yd field goal	13-66	4:48	STAN 3-ASU 20
	11:23	STAN - Skov - 1 yd run (Williamson PAT)	5-63	1:19	STAN 10-ASU 20
	4:07	ASU - Gonzalez - 25 yd field goal	7-29	3:38	STAN 10-ASU 23
	3:29	ASU - Gonzalez - 31 yd field goal	4-8	0:29	STAN 10-ASU 26

Statistical Summary

	Stanford	Arizona State
FIRST DOWNS	14	23
RUSHES-YARDS (NET)	22-76	46-114
PASSING YDS (NET)	212	242
Passes Att-Comp-Int	39-19-0	34-24-0
TOTAL OFFENSE PLAYS-YARDS	61-288	80-356
Fumble Returns-Yards	0-0	0-0
Punt Returns-Yards	1-14	2-11
Kickoff Returns-Yards	5-95	1-32
Interception Returns-Yards	0-0	0-0
Punts (Number-Avg)	7-40.9	4-41.8
Fumbles-Lost	4-2	2-0
Penalties-Yards	5-35	2-9
Possession Time	25:03	34:57
Third-Down Conversions	6 of 16	9 of 19
Fourth-Down Conversions	1 of 2	1 of 1
Red-Zone Scores-Chances	1-2	6-6
Sacks By: Number-Yards	4-19	2-19

RUSHING

Stanford-Wright,R 9-40; Hogan,K 4-17; Sanders,B 4-12; Young,K 1-4; Seale,R 1-3; Skov,P 2-3; McCaffrey,C 1-minus 3.

Arizona State-Foster, D.J. 24-59; Lewis, Deantre 10-47; Bercovici, Mike 7-6; Ballage, Kalen 2-3; Richard, Demario 1-2; Team 1-minus 1; Gammage, Fred 1-minus 2.

PASSING

Stanford-Hogan,K 19-39-0-212.

Arizona State-Bercovici, Mike 23-33-0-245; Foster, D.J. 1-1-0-minus 3; Gammage, Fred 0-0-0-0.

RECEIVING

Stanford-Montgomery,T 6-82; Hooper,A 3-25; Rector,M 3-18; Taboada,G 2-53; Trojan,J 2-9; Cotton,E 1-14; Pratt,J 1-6; McCaffrey,C 1-5.

Arizona State-Strong, Jaelen 8-75; Foster, D.J. 7-92; Nelson, D. 3-39; Smith, Cameron 3-24; Jefferson, Ellis 1-20; Ballage, Kalen 1-minus 3; Lewis, Deantre 1-minus 5.

INTERCEPTIONS

Stanford-None.

Arizona State-None.

FUMBLES

Stanford-Montgomery,T 1-1; Hooper,A 1-0; Hogan,K 1-0; McCaffrey,C 1-1.

Arizona State-Foster, D.J. 1-0; Bercovici, Mike 1-0.

SACKS (UA-A)

Stanford-Martinez,B 1-0; Phillips,H 1-0; Anderson,K 1-0; Vaughters,J 1-0.

Arizona State-Carrington, L. 1-0; Randall, D. 1-0.

TACKLES (UA-A)

Stanford-Anderson,K 8-2; Martinez,B 8-1; Vaughters,J 7-1; Richards,J 7-1; Tarpley,AJ 6-2; Anderson,H 6-2;

Lueders,B 3-0; Harris,R 3-0; Palma,K 3-0; Alexander,T 2-0; Carter,A 2-0; Olugbode,K 1-1; Lyons,W 1-0;

Davis,N 1-0; Phillips,H 1-0; Kalambayi,P 1-0.

Arizona State-Longino,Antonio 7-1; Randall, D. 7-0; Brown,Kweishi 6-0; Simone, Jordan 5-0;

Fiso, Salamo 4-1; Moeakiola,Laiu 3-2; Carrington, L. 3-0; Perry,Armand 2-0; Smallwood,T. 1-0;

Scott,Deandre 1-0; Garoutte, Alex 1-0; Bishop,Ezekiel 1-0; Hood, Jaxon 0-1; Latu, Viliami 0-1;

Latu, Mo 0-1; Latu, Alani 0-1.

Stanford Falls in Desert Duel

TEMPE, Ariz. - No. 17 Arizona State raced past No. 23 Stanford, 26-10, at Sun Devil Stadium.

Arizona State reversed the field against Stanford in the desert rematch with an efficient performance on both sides of the ball.

The Sun Devils scored the most points allowed by the nation's top-rated defense through seven games behind a nice mix of run and pass.

Mike Bercovici, in his third straight start replacing injured Taylor Kelly, was efficient, throwing for 242 yards and touchdown on 23 of 33 passing. Zane Gonzalez made sure the Sun Devils came away with points when drives stalled, hitting four second-half field goals.

The Cardinal was shut out in the opening 30 minutes for the first time in 87 games while managing 288 total yards.

Stanford had one sustained drive in the first half, reaching Arizona State's 35, but was forced to punt when the Sun Devils sacked Kevin Hogan for 10-yard loss.

The Cardinal didn't threaten again and were held scoreless in the first half for the first time since 2007 against Washington State.

Arizona State's offense started off by trying to establish the run early, handing it off on 17 of the first 24 plays.

That set up the pass and Arizona State sprinkled it in during a Stanford-esque drive that went 81 yards in 14 plays capped by D.J. Foster's 1-yard dive.

Stanford's Ty Montgomery gave the Sun Devils a gift late in the second quarter, when he tried to make an over-the-shoulder catch on a punt and muffed it.

Arizona State recovered at Stanford's 12 and Bercovici found Jaelen Strong four plays later on a 3-yard touchdown pass that put the Sun Devils up 14-0.

Stanford finally found a spark on offense early in the third quarter, moving 63 yards in five plays for Patrick Skov's 1-yard touchdown run that cut it to 20-10.

The Cardinal would get no closer.

Gonzalez kicked a 25-yard field goal and sealed the win with another from 31 yards after Stanford's Christian McCaffrey lost a fumble on the ensuing kickoff.

8

Stanford 38, Oregon State 14

October 25, 2014 • Stanford, Calif.

Score by Quarters	1	2	3	4	Score
Oregon State (4-3, 1-3)	7	0	0	7	14
Stanford (5-3, 3-2)	14	14	7	3	38

Scoring Summary

Qtr	Time	Team - Scoring Play	Plays-Yards	TOP	Score
1st	11:45	STAN - McCaffrey - 42 yd pass from Hogan (Williamson PAT)	8-75	3:15	OSU 0-STAN 7
	2:03	OSU - Brown - 5 yd run (Romaine PAT)	1-5	0:09	OSU 7-STAN 7
	0:34	STAN - Hogan - 37 yd run (Williamson PAT)	4-75	1:29	OSU 7-STAN 14
2nd	12:06	STAN - Pratt - 37 yd pass from Hogan,K (Williamson PAT)	5-50	2:11	OSU 7-STAN 21
	2:49	STAN - Skov - 1 yd run (Williamson PAT)	5-60	2:21	OSU 7-STAN 28
3rd	12:04	STAN - Montgomery - 50 yd punt return (Williamson PAT)	--	--	OSU 7-STAN 35
4th	11:33	STAN - Williamson - 33 yd field goal	8-64	4:04	OSU 7-STAN 38
	3:54	OSU - Haskins - Damien 1 yd run (Romaine PAT)	6-72	2:05	OSU 14-STAN 38

Statistical Summary

	Oregon State	Stanford
FIRST DOWNS	12	22
RUSHES-YARDS (NET)	29-12	35-151
PASSING YDS (NET)	209	287
Passes Att-Comp-Int	38-18-0	30-19-2
TOTAL OFFENSE PLAYS-YARDS	67-221	65-438
Fumble Returns-Yards	0-0	0-0
Punt Returns-Yards	3-36	3-68
Kickoff Returns-Yards	2-30	1-16
Interception Returns-Yards	2-16	0-0
Punts (Number-Avg)	9-38.1	5-34.8
Fumbles-Lost	1-0	4-0
Penalties-Yards	8-67	3-20
Possession Time	28:05	31:55
Third-Down Conversions	4 of 16	5 of 12
Fourth-Down Conversions	1 of 3	0 of 0
Red-Zone Scores-Chances	2-3	2-4
Sacks By: Number-Yards	1-5	6-55

RUSHING

Oregon State-Ward, Terron 13-34; Brown, Chris 4-20; Bolden, Victor 3-10; Haskins, Damien 1-1; TEAM 1-minus 2; Mannion, Sean 7-minus 51.

Stanford-Sanders,B 5-43; Young,K 4-42; Hogan,K 4-39; McCaffrey,C 3-19; Montgomery,T 2-16; Wright,R 9-8; Seale,R 2-3; Skov,P 2-1; Rector,M 1-minus 5; Team 3-minus 15.

PASSING

Oregon State-Mannion, Sean 14-30-0-122; Del Rio, Luke 4-8-0-87.

Stanford-Hogan,K 18-28-2-277; Crower,E 1-2-0-10.

RECEIVING

Oregon State-Villamin, J. 5-45; Jarmon, Hunter 3-87; Bolden, Victor 2-18; Hamlett, Connor 2-9;

Dockery, Rahmel 1-15; Ortiz, Ricky 1-9; Ward, Terron 1-8; Brown, Chris 1-7; Smith, Caleb 1-7;

Wark, Jacob 1-4.

Stanford-Montgomery,T 6-73; Hooper,A 3-19; McCaffrey,C 2-52; Cajuste,D 2-50; Pratt,J 1-37; Taboada,G 1-34; Stallworth,R 1-10; Trojan,J 1-9; Sanders,B 1-5; Owusu,F 1-minus 2.

INTERCEPTIONS

Oregon State-Doctor, Michael 1-15; Murphy, Ryan 1-1.

Stanford-None.

FUMBLES

Oregon State-Mannion, Sean 1-0.

Stanford-Team 3-0; Taboada,G 1-0.

SACKS (UA-A)

Oregon State-Wynn, Dylan 1-0.

Stanford-Martinez,B 2-1; Kaumatule,L 0-1; Anderson,K 1-0; Lueders,B 1-0; Lohn,N 1-0.

TACKLES (UA-A)

Oregon State-Zimmerman, Ty 6-4; Doctor, Michael 4-4; Alexander, D.J. 4-2; Wynn, Dylan 3-3;

Murphy, Ryan 3-3; Mageo, Rommel 2-2; Johnson, Jabral 2-2; Hollingsworth 2-2; Gwacham, Obum 2-1;

Strong, Justin 2-1; Nelson, Steven 1-2; Noland-Lewis, C 2-0; Brown, Chris 1-0; Marable, M. 1-0;

Ortiz, Ricky 1-0; Bennett-Jackson 1-0; Delva, Bud 0-1; Hautau, Siale 0-1.

Stanford-Martinez,B 3-3; Phillips,H 2-4; Richards,J 4-0; Anderson,H 2-2; Olugbode,K 2-2; Tarpley,AJ 3-0;

Anderson,K 2-1; Palma,K 1-2; Hoffpauir,Z 1-2; Vaughters,J 2-0; Lueders,B 2-0; Kalambayi,P 1-1;

Carter,A 1-1; Harris,R 1-1; Flacco,J 1-1; Davis,N 1-1; Ward,L 1-0; Lloyd,D 1-0; Lohn,N 1-0; Pippens,R 1-0;

Rector,M 0-1; Lyons,W 0-1; Yazdi,A 0-1; Kaumatule,L 0-1; Austin,B 0-1.

Cardinal Breaks Open to Beat Beavers

STANFORD, Calif. - Kevin Hogan threw for two touchdowns and ran for another, Ty Montgomery returned a punt for a score and Stanford's sporadic offense busted out of its slump in a 38-14 rout of Oregon State.

The Cardinal controlled the game from start to finish, showing more diverse looks than they had all season -- just like coach David Shaw had promised after a perplexing 26-10 loss at Arizona State took Stanford out of the Associated Press poll for the first time in four years.

Stanford still had its share of mistakes: Hogan tossed two interceptions, Ben Rhyne had a punt blocked and Jordan Williamson made one of two short field goals.

Sean Mannion and the Beavers struggled to move the ball against the conference's top-ranked defense, scoring one touchdown after an interception and another against second-stringers with the game decided.

The Cardinal outgained Oregon State 438 to 221 yards and dominated on both sides.

Hogan completed 18 of 28 passes for 277 yards. Stanford's running-back-by-committee approach racked up 151 yards rushing, including a 1-yard touchdown run by fullback Patrick Skov.

Mannion threw for 122 yards and was sacked six times and Oregon State was held to 12 yards rushing.

Stanford improved to 10-0 following a loss under Shaw.

Hogan threw touchdowns of 42 yards to freshman Christian McCaffrey and 37 yards to Jordan Pratt in the first half. He also kept a read-option and ran 37 yards for a touchdown, stiff-arming a defender to the ground to finish the longest and arguably most impressive run of his career.

Hogan's second interception was picked off by Michael Doctor and returned to the Stanford 5, setting up Chris Brown's touchdown run.

The Cardinal overcame those mistakes to carry a 28-7 lead into the half and put the game away early in the third quarter behind Montgomery's highlight. The All-American kickoff returner patiently waited for blocks and zig-zagged through a wall of defenders for a 50-yard punt return -- his second on the season -- to give Stanford a 35-7 lead.

Damien Haskins ran for a 1-yard touchdown run in the final minutes for Oregon State's only other score.

9

Stanford 16, #5/6 Oregon 45

November 1, 2014 • Eugene, Ore.

Score by Quarters	1	2	3	4	Score
Stanford (5-4, 3-3)	6	7	3	0	16
Oregon (8-1, 5-1)	14	10	7	14	45

Scoring Summary

Qtr	Time	Team - Scoring Play	Plays-Yards	TOP	Score
1st	10:52	ORE - Nelson - 6 yd pass from Mariota (Schneider PAT)	14-75	4:08	STAN 0-ORE 7
	8:20	STAN - Williamson - 47 yd field goal	7-33	2:32	STAN 3-ORE 7
	6:17	ORE - Mariota - 22 yd run (Schneider PAT)	7-75	2:03	STAN 3-ORE 14
	0:35	STAN - Williamson - 43 yd field goal	11-55	5:42	STAN 6-ORE 14
2nd	11:50	ORE - Tyner - 1 yd run (Schneider PAT)	13-75	3:45	STAN 6-ORE 21
	6:32	ORE - Schneider - 40 yd field goal	10-52	2:01	STAN 6-ORE 24
	1:01	STAN - Skov - 1 yd run (Williamson PAT)	12-75	5:31	STAN 13-ORE 24
3rd	2:30	STAN - Williamson - 25 yd field goal	10-52	5:50	STAN 16-ORE 24
	0:03	ORE - Tyner - 21 yd run (Schneider PAT)	7-75	2:27	STAN 16-ORE 31
4th	12:47	ORE - Mariota - 7 yd run (Schneider PAT)	2-51	0:35	STAN 16-ORE 38
	9:20	ORE - Carrington - 25 yd pass from Mariota (Schneider PAT)	6-58	2:32	STAN 16-ORE 45

Statistical Summary

	Stanford	Oregon
FIRST DOWNS	24	30
RUSHES-YARDS (NET)	39-132	46-267
PASSING YDS (NET)	296	258
Passes Att-Comp-Int	33-23-1	31-19-1
TOTAL OFFENSE PLAYS-YARDS	72-428	77-525
Fumble Returns-Yards	0-0	1-21
Punt Returns-Yards	0-0	1-2
Kickoff Returns-Yards	6-139	1-17
Interception Returns-Yards	1-0	1-0
Punts (Number-Avg)	2-35.0	2-37.5
Fumbles-Lost	1-1	0-0
Penalties-Yards	7-53	7-60
Possession Time	35:38	24:22
Third-Down Conversions	6 of 13	8 of 13
Fourth-Down Conversions	0 of 2	1 of 1
Red-Zone Scores-Chances	2-3	4-4
Sacks By: Number-Yards	1-7	2-16

RUSHING

Stanford-Hogan,K 11-42; Wright,R 11-33; Young,K 4-28; Montgomery,T 3-26; Sanders,B 6-2; Skov,P 2-2; McCaffrey,C 1-0; Team 1-minus 1.

Oregon-Freeman, Royce 19-98; Mariota, Marcus 9-85; Tyner, Thomas 10-63; Benoit, Kani 3-11; Nelson, Charles 1-11; Marshall, Byron 1-1; Bassett, Kenny 1-1; TEAM 2-minus 3.

PASSING

Stanford-Hogan,K 21-29-1-237; Crower,E 2-4-0-59.

Oregon-Mariota,Marcus 19-30-1-258; Lockie, Jeff 0-1-0-0.

RECEIVING

Stanford-Montgomery,T 7-35; Cajuste,D 5-116; Hooper,A 5-62; Rector,M 4-63; Young,K 1-10; McCaffrey,C 1-10.

Oregon-Carrington, D. 4-58; Freeman, Royce 3-52; Stanford, D. 3-27; Brown, Pharaoh 2-36; Lowe, Keanon 2-31; Allen, Devon 2-30; Marshall, Byron 2-18; Nelson, Charles 1-6.

INTERCEPTIONS

Stanford-Carter,A 1-0.

Oregon-Dargan, Erick 1-0.

FUMBLES

Stanford-Hogan,K 1-1.

Oregon-None.

SACKS (UA-A)

Stanford-Martinez,B 1-0.

Oregon-French, C. 1-0; Washington, T. 1-0.

TACKLES (UA-A)

Stanford-Martinez,B 9-5; Richards,J 6-7; Olugbode,K 4-2; Tarpley,AJ 3-2; Carter,A 3-1; Anderson,H 2-2;

Anderson,K 2-2; Lyons,W 2-1; Davis,N 1-2; Harris,R 1-2; Alexander,T 0-3; Lueders,B 1-1; Parry,D 0-2;

Vaughners,J 1-0; Jones,C 1-0; Shuler,G 1-0; Phillips,H 0-1; Skov,P 0-1; Kaumatule,L 0-1; Kalambayi,P 0-1.

Oregon-Dargan, Erick 9-3; Ekpre-Olomu, I. 6-3; Walker, Joe 6-3; Daniels, Reggie 5-1; Hardrick, R. 3-3;

Hill, Troy 4-1; Washington, T. 3-2; Malone, Derrick 2-2; Coleman, Tyson 2-1; Kamp, Sam 1-2; Buckner, D. 1-1;

Robinson, Tyree 1-1; Armstead, Arik 1-1; Seisay, Chris 1-0; Mattingly, D. 1-0; Allen, Devon 1-0; French, C. 1-0;

Bassett, Kenny 0-1; Prevot, T. 0-1; Mondeaux, Henry 0-1; Mathis, Dior 0-1; Williams, J. 0-1;

Nelson, Charles 0-1.

Stanford Stumbles at Oregon

EUGENE, Ore. - Marcus Mariota and fifth-ranked Oregon snapped a two-game losing streak to Stanford with a 45-16 victory.

Mariota threw for 258 yards and two touchdowns and ran for two more scores for Oregon. Thomas Tyner returned from an injury to run for two touchdowns.

Stanford's defense had not allowed an opponent more than 30 points in a string of 31 games, the longest streak in the nation. The Cardinal had allowed just four total rushing touchdowns through the season's first eight games; Oregon finished with four.

The Ducks efficiently marched down the field on their first series, scoring on Mariota's 6-yard scoring pass to true freshman Charles Nelson. Stanford narrowed it on its opening possession with Jordan Williamson's 47-yard field goal.

Mariota faked a handoff and instead ran untouched for 22 yards into the end zone to give the Ducks a 14-3 lead. Stanford countered with Williamson's 43-yard field goal.

Tyner muscled his way into the end zone for a 1-yard scoring run to make it 21-6.

Oregon starting defensive end Arik Armstead, who returned from a left ankle injury, was hurt again in the second quarter and had to be helped off the field by his teammates.

After Aidan Schneider kicked a 40-yard field goal for the Ducks, Stanford's Patrick Skov got into the end zone on a 1-yard touchdown run to make it 24-13 at halftime.

Stanford was driving early in the third quarter when Erick Dargan intercepted Kevin Hogan's pass at the 1. Stanford's Alex Carter intercepted Mariota on Oregon's ensuing series, and the Cardinal went on to score on Williamson's 25-yard field goal to narrow it to 24-16.

Tyner got into the end zone again, this one with a spin move to elude defenders on a 21-yard scoring run to close out the third quarter. Mariota added a 7-yard keeper early in the fourth after Oregon recovered a Hogan fumble forced by Dargan, then found Darren Carrington with a 25-yard scoring pass to make it 45-16.

Tyner finished with 10 carries for 63 yards.

10

Stanford 17, #25/RV Utah 20 (20T)

November 15, 2014 • Stanford, Calif.

Score by Quarters	1	2	3	4	OT	OT	Score
Utah (7-3, 4-3)	0	7	0	0	7	6	20
Stanford (5-5, 3-4)	7	0	0	0	7	3	17

Scoring Summary

Qtr	Time	Team - Scoring Play	Plays-Yards	TOP	Score
1st	11:18	STAN - Ward - 3 yd pass from Hogan (Williamson PAT)	7-70	3:42	UTAH 0-STAN 7
2nd	6:02	UTAH - Wilson - 2 yd run (Phillips PAT)	9-66	3:48	UTAH 7-STAN 7
OT	--	UTAH - Clay - 25 yd pass from Wilson (Phillips PAT)	1-25	--	UTAH 14-STAN 7
	--	STAN - Hooper - 14 yd pass from Hogan (Williamson PAT)	3-25	--	UTAH 14-STAN 14
	--	STAN - Williamson - 51 yd field goal	4(-9)	--	UTAH 14-STAN 17
	--	UTAH - Scott - 3 yd pass from Wilson	6-25	--	UTAH 20-STAN 17

Statistical Summary

	Utah	Stanford
FIRST DOWNS	14	17
RUSHES-YARDS (NET)	32-70	38-190
PASSING YDS (NET)	177	104
Passes Att-Comp-Int	28-21-0	28-17-0
TOTAL OFFENSE PLAYS-YARDS	60-247	66-294
Fumble Returns-Yards	1-6	0-0
Punt Returns-Yards	3-22	1-1
Kickoff Returns-Yards	2-29	2-24
Interception Returns-Yards	0-0	0-0
Punts (Number-Avg)	9-44.7	8-40.2
Fumbles-Lost	1-0	3-1
Penalties-Yards	5-55	6-60
Possession Time	27:34	32:26
Third-Down Conversions	7 of 16	3 of 13
Fourth-Down Conversions	0 of 0	1 of 1
Red-Zone Scores-Chances	2-2	2-2
Sacks By: Number-Yards	4-32	5-27

RUSHING

Utah-Booker,Devontae 17-58; Wilson, Travis 14-9; Poole, Bubba 1-3.
Stanford-McCaffrey,C 8-77; Young,K 7-52; Wright,R 9-37; Montgomery,T 4-26; Sanders,B 3-6; Seale,R 1-4;
Hogan,K 6-minus 12.

PASSING

Utah-Wilson, Travis 21-28-0-177.
Stanford-Hogan,K 17-27-0-104; Team 0-1-0-0.

RECEIVING

Utah-Booker,Devontae 9-41; Scott, Kenneth 4-71; Tonga, Westlee 3-35; Poole, Bubba 3-minus 1;
Clay, Kaelin 2-31.
Stanford-Montgomery,T 4-41; Rector,M 4-26; McCaffrey,C 3-10; Hooper,A 2-22; Wright,R 1-5; Ward,L 1-3;
Taboada,G 1-2; Young,K 1-minus 5.

INTERCEPTIONS

Utah-None.
Stanford-None.

FUMBLES

Utah-Booker,Devontae 1-0.
Stanford-Montgomery,T 1-0; Young,K 1-0; Hooper,A 1-1.

SACKS (UA-A)

Utah-Orchard, Nate 3-1; Mokofisi,Filipo 0-1.
Stanford-Anderson,H 3-0; Vaughters,J 2-0.

TACKLES (UA-A)

Utah-Orchard, Nate 7-3; Rowe, Eric 8-0; Dimick, Hunter 3-4; Norris, Jared 1-6; Williams,Marcus 5-1;
Blechen, Brian 4-1; Fanaika, Jason 3-2; Thomas, Justin 3-1; Ianu, Sese 1-3; McCormick, Troy 2-0;
Paul, Gionni 2-0; Mokofisi,Filipo 0-2; Fauonuku, Vilis 0-2; Hatfield, Dom. 1-0; Norwood, Geoff 1-0;
Lotulelei, Lowe 0-1.
Stanford-Anderson,H 9-2; Martinez,B 2-5; Richards,J 4-2; Tarpley,AJ 3-3; Harris,R 2-4; Parry,D 2-4;
Vaughters,J 3-2; Lueders,B 0-4; Kalambayi,P 1-2; Hoffpauir,Z 1-2; Lyons,W 1-1; Carter,A 1-1; Anderson,K 1-1;
Hemschoot,J 1-1; Garnett,J 1-0; Whitfield,K 1-0; Alexander,T 0-1; Flacco,J 0-1.

Stanford Downed in Double Overtime

STANFORD, Calif. - Utah's Travis Wilson ended a defensive stalemate with a brief burst of offense in the second overtime, throwing a 3-yard touchdown pass to Kenneth Scott to send Utah to a 20-17 win over Stanford.

Kaelin Clay caught a 25-yard touchdown pass on a wheel route on the first play of overtime before the Cardinal came back with the tying score.

Jordan Williamson kicked a career-long 51-yard field goal -- the same distance Stanford coach David Shaw passed up late in the fourth quarter -- to start the second session, setting the stage for the Utes' dramatic finish.

Wilson, who regained the starting quarterback job after Kendal Thompson's season-ending knee injury against Oregon, found Scott on a slant route on third-and-1.

Utah snapped a two-game losing streak and clinched its first winning season since 2011. The Cardinal dropped consecutive games for the first time since October 2009.

The teams traded fruitless possessions for most of the game as the defenses dominated. Utah's Tom Hackett and Stanford's Ben Rhyme took turns flipping field position behind booming punts, and the Utes' rugby-style kicker often crushed the competition.

In the second overtime, Nate Orchard sacked Hogan to force the Cardinal into the long field goal.

Wilson threw for 177 yards and two touchdowns -- both in overtime. Hogan threw for 104 yards and two touchdowns, including a 14-yarder to Austin Hooper in the first overtime.

Stanford converted a fourth-and-1 on the game's opening drive, pitching it to freshman Christian McCaffrey for a 37-yard run to the Utah 10. Two plays later, Hogan threw a 3-yard touchdown pass to fullback Lee Ward.

The Cardinal appeared headed for another score in the second quarter when Orchard stripped the ball from Hooper, and Utah recovered at its 28. Wilson guided the Utes to a 72-yard touchdown drive that he capped with a tying 2-yard keeper before both teams went scoreless in the second half.

11

Stanford 38, Cal 17

November 22, 2014 • Berkeley, Calif.

Score by Quarters	1	2	3	4	Score
Stanford (6-5, 4-4)	10	14	7	7	38
Cal (5-6, 3-6)	0	7	3	7	17

Scoring Summary

Qtr	Time	Team - Scoring Play	Plays-Yards	TOP	Score
1st	12:38	STAN - Wright - 1 yd run (Williamson PAT)	6-75	2:22	STAN 7-CAL 0
	6:26	STAN - Williamson - 24 yd field goal	11-61	4:55	STAN 10-CAL 0
2nd	14:26	CAL - Anderson - 10 yd pass from Goff (Langford PAT)	4-47	1:08	STAN 10-CAL 7
	7:59	STAN - Wright - 5 yd run (Williamson PAT)	11-69	6:20	STAN 17-CAL 7
	1:22	STAN - Hogan - 5 yd run (Williamson PAT)	3-12	1:32	STAN 24-CAL 7
3rd	9:16	STAN - Wright - 2 yd run (Williamson PAT)	8-74	3:54	STAN 31-CAL 7
	1:21	CAL - Langford - 38 yd field goal	6-10	1:49	STAN 31-CAL 10
4th	7:36	STAN - Wright - 5 yd run (Williamson PAT)	9-78	4:48	STAN 38-CAL 10
	2:40	CAL - Lasco - 12 yd run (Langford PAT)	6-38	1:36	STAN 38-CAL 17

Statistical Summary

	Stanford	Cal
FIRST DOWNS	25	23
RUSHES-YARDS (NET)	47-204	36-179
PASSING YDS (NET)	214	231
Passes Att-Comp-Int	21-15-1	40-21-4
TOTAL OFFENSE PLAYS-YARDS	68-418	76-410
Fumble Returns-Yards	1-7	0-0
Punt Returns-Yards	0-0	2-43
Kickoff Returns-Yards	1-30	0-0
Interception Returns-Yards	4-48	1-0
Punts (Number-Avg)	4-35.8	4-32.8
Fumbles-Lost	0-0	1-1
Penalties-Yards	4-21	12-113
Possession Time	32:57	27:03
Third-Down Conversions	5 of 10	6 of 14
Fourth-Down Conversions	0 of 0	0 of 1
Red-Zone Scores-Chances	6-7	3-4
Sacks By: Number-Yards	2-7	0-0

RUSHING

Stanford-Wright,R 23-92; Hogan,K 7-46; Rector,M 1-23; McCaffrey,C 3-19; Young,K 4-13; Seale,R 5-11; Sanders,B 2-2; Team 2-minus 2.
California-Lasco, Daniel 18-103; Rubenzer, Luke 12-60; Goff, Jared 4-9; Muhammad, Khalif 1-4; Harper, Chris 1-3.

PASSING

Stanford-Hogan,K 15-20-1-214; Crower,E 0-1-0-0.
California-Goff, Jared 16-31-2-182; Rubenzer, Luke 5-9-2-49.

RECEIVING

Stanford-Owusu,F 4-46; Cajuste,D 3-51; Hooper,A 3-47; McCaffrey,C 2-34; Young,K 1-18; Montgomery,T 1-14; Rector,M 1-4.
California-Lawler, Kenny 5-73; Anderson, Steph 5-52; Treggs, Bryce 3-51; Harper, Chris 3-22; Harris, Maurice 2-9; Davis, Trevor 1-17; Powe, Darius 1-7; Lasco, Daniel 1-0.

INTERCEPTIONS

Stanford-Martinez,B 2-2; Alexander,T 1-46; Richards,J 1-0.
California-White, Darius 1-0.

FUMBLES

Stanford-None. California-Lasco, Daniel 1-1.

SACKS (UA-A)

Stanford-Anderson,H 1-0; Parry,D 1-0.
California-None.

TACKLES (UA-A)

Stanford-Martinez,B 5-6; Richards,J 5-3; Tarpley,AJ 4-3; Hoffpauir,Z 4-3; Anderson,H 1-4; Vaughters,J 1-3; Carter,A 2-1; Lyons,W 2-1; Olugbode,K 1-2; Palma,K 1-2; Lueders,B 1-2; Parry,D 2-0; Harris,R 1-1; Kaumatule,L 1-1; Kalambayi,P 0-2; Rhyme,B 1-0; Alexander,T 1-0; Shober,S 0-1; Pippens,R 0-1.
California-McGovern, Bryce 5-4; Nickerson, Hard 1-8; McClure, Stefan 2-6; Sebastian, Aver 3-4; Jilil, Mustafa 2-4; Dozier, Cedric 2-3; Barton, Michael 2-3; White, Darius 2-2; Downs, Devante 3-0; Davison, Raymon 0-3; Anderson, Steph 2-0; Wilfley, Harris 2-0; Clark, Austin 1-1; Kelly, Trevor 1-1; Manley, Marcus 0-2; Lopa, Puka 0-2; Rubenzer, Luke 1-0; Lowe, Michael 1-0; Jefferson, Jale 1-0; Davis, Trevor 1-0; Austin, Jack 0-1; Anoa'i, Hamilto 0-1; Coleman, Caleb 0-1; Tongilava, Aise 0-1; Allensworth, Da 0-1; Mekari, Tony 0-1; Lasco, Daniel 0-1.

Stanford Routs Cal in 117th Big Game

BERKELEY, Calif. - Stanford players paraded around the field with the Axe, sprinted into the tunnel and shouted so loud outside the visiting locker room at Memorial Stadium that they drowned out coach David Shaw's news conference in the next room.

Celebrating a victory at California never gets old.

Remound Wright ran for four touchdowns, and Stanford used a smothering defensive effort to rout rival Cal 38-17 on and clinch bowl eligibility.

Blake Martinez intercepted two passes and forced a fumble as the Cardinal created five turnovers. Stanford beat the Golden Bears for the fifth straight year in the Big Game, savoring every second as the announced crowd of 56,483 cleared out.

Jared Goff tied Cal's record for touchdowns and broke his own school record for yards passing in a season but had little to show for his milestones. He threw for 182 yards, one touchdown and two interceptions.

Freshman Luke Rubenzer, who has been used primarily as a wildcat quarterback, also threw two interceptions in the second half. Cal can still salvage its season and clinch bowl eligibility at home against BYU next week.

For a change in recent seasons, the 117th Big Game actually had big implications for both teams.

A series of setbacks put the two-time defending Pac-12 champion Cardinal on the brink of missing the postseason, especially with a visit at No. 11 UCLA looming in the finale. The Bears went 1-11 last year -- with the lone win against lower-tier Portland State -- but had shown signs of progress in coach Sonny Dykes' second season.

Instead, Stanford turned it into another Big Game blowout.

The Cardinal crushed Cal 63-13 last year -- the largest margin of victory in the rivalry -- and tied the second-biggest road victory in Big Game history this time.

Wright ran for 92 yards on 23 attempts, becoming the first Stanford player to rush for four touchdowns in a game since Stepfan Taylor in November 2010. Stanford also sustained the momentum even after losing top playmaker Ty Montgomery with a sprained right shoulder in the first quarter.

Cal's conference-worst defense couldn't overcome its own loss when safety Michael Lowe was ejected for targeting the head Austin Hooper on the first play from scrimmage. That was just the first in a series of mistakes for Dykes' team.

The Bears finished with 12 penalties for 113 yards, while Stanford had just four penalties for 21 yards. Cal also had a TD overturned on three consecutive plays in the third quarter.

Kevin Hogan threw for 214 yards and one interception, and he also ran for a short touchdown as the Cardinal overpowered the Bears on both sides.

Martinez jarred the ball loose from Daniel Lasco on third-and-goal, and he intercepted consecutive tipped passes from Goff in the second quarter to sway the momentum Stanford's way. Goff had not thrown an interception in his previous 159 attempts, a school record.

Goff entered the game one touchdown pass behind Pat Barnes' record of 31 in 1996. He also was 110 yards shy of his own record of 3,508 yards passing he set as a freshman.

12

Stanford 31, #9/10 UCLA 10

November 28, 2014 • Pasadena, Calif.

Score by Quarters	1	2	3	4	Score
Stanford (7-5, 5-4)	7	14	7	3	31
UCLA (9-3, 6-3)	7	3	0	0	10

Scoring Summary

Qtr	Time	Team - Scoring Play	Plays-Yards	TOP	Score
1st	11:18	UCLA - Duarte - 15 yd pass from Hundley (Fairbairn PAT)	5-64	1:27	STAN 0-UCLA 7
	6:00	STAN - Wright - 1 yd run (Williamson PAT)	10-75	5:18	STAN 7-UCLA 7
2nd	11:46	UCLA - Fairbairn - 42 yd field goal	10-25	3:08	STAN 7-UCLA 10
	6:24	STAN - Rector - 22 yd pass from Hogan (Williamson PAT)	10-75	5:22	STAN 14-UCLA 10
	0:41	STAN - Cajuste - 37 yd pass from Hogan (Williamson PAT)	10-92	3:57	STAN 21-UCLA 10
3rd	09:16	STAN - Wright - 2 yd run (Williamson PAT)	7-80	3:49	STAN 28-UCLA 10
4th	10:40	STAN - Williamson - 34 yd field goal	10-63	5:46	STAN 31-UCLA 10

Statistical Summary

	Stanford	UCLA
FIRST DOWNS	22	17
RUSHES-YARDS (NET)	45-202	26-100
PASSING YDS (NET)	234	162
Passes Att-Comp-Int	19-16-0	41-20-1
TOTAL OFFENSE PLAYS-YARDS	4-436	67-262
Fumble Returns-Yards	0-0	0-0
Punt Returns-Yards	1-3	2-8
Kickoff Returns-Yards	0-0	2-33
Interception Returns-Yards	1-0	0-0
Punts (Number-Avg)	4-40.8	4-51.5
Fumbles-Lost	0-0	0-0
Penalties-Yards	7-65	4-38
Possession Time	37:49	22:11
Third-Down Conversions	9 of 14	5 of 14
Fourth-Down Conversions	0 of 0	1 of 4
Red-Zone Scores-Chances	3-3	1-2
Sacks By: Number-Yards	5-26	0-0

RUSHING

Stanford-McCaffrey,C 11-64; Wright,R 15-64; Hogan,K 7-46; Owusu,F 1-12; Seale,R 3-12; Sanders,B 3-4; Young,K 4-1; Team 1-minus 1.
UCLA-Perkins 17-116; Starks 2-6; Neuheisel 1-minus 4; Hundley 6-minus 18.

PASSING

Stanford-Hogan,K 16-19-0-234.
UCLA-Hundley 17-32-0-146; Neuheisel 3-9-1-16.

RECEIVING

Stanford-Owusu,F 3-51; Hooper,A 3-51; Cajuste,D 2-50; Rector,M 2-27; Wright,R 2-11; McCaffrey,C 1-21; Trojan,J 1-12; Pratt,J 1-9; Ward,L 1-2.
UCLA-Fuller 7-38; Duarte 4-63; Johnson, M 3-27; Payton 2-26; Perkins 2-3; Lucien 1-6; Starks 1-minus 1.

INTERCEPTIONS

Stanford-Richards,J 1-0.
UCLA-None.

FUMBLES

Stanford-None.
UCLA-None.

SACKS (UA-A)

Stanford-Anderson,H 1-1; Parry,D 0-2; Vaughters,J 1-0; Anderson,K 0-1; Kalambayi,P 1-0.
UCLA-None.

TACKLES (UA-A)

Stanford-Anderson,H 5-2; Carter,A 6-0; Tarpley,AJ 5-1; Lyons,W 5-0; Kalambayi,P 4-0; Martinez,B 4-0; Anderson,K 3-1; Parry,D 0-4; Richards,J 2-1; Harris,R 2-0; Vaughters,J 2-0; Oluqbode,K 2-0; Hoffpauir,Z 1-1; Flacco,J 1-0; Alexander,T 1-0; Hemschoot,J 1-0.
UCLA-Kendricks 7-4; Jack 7-3; Jefferson 7-3; Adams 3-3; Wallace 4-1; Odighizuwa 3-2; Young 3-1; Goodman 3-0; Rios 2-0; Moreau 1-1; Clark 1-1; McCarthy 1-1; TEAM 1-0; Iese 1-0; Ankou 1-0; Savaiinaea 0-1; Vanderdoes 0-1.

Cardinal Flies by UCLA

PASADENA, Calif. - Kevin Hogan passed for 234 yards and two touchdowns, and Stanford crushed ninth-ranked UCLA's hopes for the Pac-12 South Division title and a College Football Playoff spot with a 31-10 victory.

Devon Cajuste and Michael Rector caught scoring passes for the Cardinal as the two-time defending conference champions trounced the Bruins for the seventh consecutive time.

With Hogan's dynamite 16-for-19 performance and two rushing touchdowns from Remound Wright, Stanford snatched the South title away from UCLA.

Brett Hundley passed for 146 yards, losing a matchup with Hogan for the fourth time in three years. While Hogan starred, Hundley endured the third-worst passing game of his 39 career starts before finishing on the sideline with an injured throwing hand.

After an up-and-down season, an inspired Hogan made sure the Cardinal didn't miss top receiver Ty Montgomery, who sat out with a shoulder injury. Hogan completed his first 12 passes, scrambled for key yards and showed poise in the pocket, particularly in avoiding a sack before uncorking a 37-yard touchdown throw to Cajuste 41 seconds before halftime to cap a 92-yard drive.

The Cardinal is comfortable in Pasadena after playing there on the last two New Year's Days, and Hogan sparked the Pac-12's lowest-scoring offense to a dominant, clock-chewing performance that measured up with Stanford's best efforts during its current renaissance.

After joining UCLA's seniors for a pregame ceremony, Hundley said farewell to the Rose Bowl with a tentative, ineffectual effort, getting sacked four times while the Bruins were shut out for the final 41 minutes. Backup Jerry Neuheisel finished the game after Hundley got hurt and left with UCLA on the Stanford goal line midway through the fourth quarter.

UCLA's defense also rarely slowed down the Cardinal's deliberate offense, which outgained UCLA 436-262 and had the ball for nearly 38 minutes.

Hundley hit Thomas Duarte with a sharp touchdown throw to cap a strong opening drive on a beautiful 80-degree day in Arroyo Seco, but the Cardinal answered with two 75-yard scoring drives capped by Wright's touchdown dive and Rector's sliding catch of an impressive 22-yard touchdown throw by Hogan.

Hogan capped his magnificent half with his touchdown throw to Cajuste, going 14 for 15 for 189 yards and two touchdowns before halftime.

13

Stanford 45, Maryland 21

December 30, 2014 • Santa Clara, Calif.

Score by Quarters	1	2	3	4	Score
Maryland (7-6)	0	7	0	14	21
Stanford (8-5)	7	21	7	10	45

Scoring Summary

Qtr	Time	Team - Scoring Play	Plays-Yards	TOP	Score
1st	8:03	STAN - Wright - 1 yd run (Williamson PAT)	12-75	6:57	UMD 0-STAN 7
2nd	14:19	UMD - Brown - 1 yd run (Craddock PAT)	6-52	2:27	UMD 7-STAN 7
	11:46	STAN - Wright - 3 yd run (Williamson PAT)	5-49	2:24	UMD 7-STAN 14
	8:44	STAN - Wright - 1 yd run (Williamson PAT)	5-70	1:38	UMD 7-STAN 21
	1:17	STAN - Cajuste - 8 yd pass from Hogan (Williamson PAT)	10-54	4:57	UMD 7-STAN 28
3rd	10:18	STAN - Cajuste - 9 yd pass from Hogan (Williamson PAT)	3-34	0:54	UMD 7-STAN 35
4th	14:52	STAN - Seale - 1 yd run (Williamson PAT)	9-66	5:04	UMD 7-STAN 42
	14:39	UMD - Likely - 100 yd kickoff return (Craddock PAT)			UMD 14-STAN 42
	5:16	STAN - Williamson - 29 yd field goal	10-33	5:57	UMD 14-STAN 45
	2:12	UMD - Brown - 2 yd run (Craddock PAT)	7-78	2:57	UMD 21-STAN 45

Statistical Summary

	Maryland	Stanford
FIRST DOWNS	12	22
RUSHES-YARDS (NET)	27-17	45-206
PASSING YDS (NET)	205	208
Passes Att-Comp-Int	27-15-1	26-18-0
TOTAL OFFENSE PLAYS-YARDS	54-222	71-414
Fumble Returns-Yards	0-0	0-0
Punt Returns-Yards	1-7	5-92
Kickoff Returns-Yards	4-160	2-49
Interception Returns-Yards	0-0	1-18
Punts (Number-Avg)	7-40.6	2-37.0
Fumbles-Lost	1-0	1-1
Penalties-Yards	5-39	2-7
Possession Time	22:53	37:07
Third-Down Conversions	5 of 13	7 of 13
Fourth-Down Conversions	0 of 1	1 of 1
Red-Zone Scores-Chances	2-2	7-8
Sacks By: Number-Yards	1-5	6-42

RUSHING

Maryland-Ross,B. 8-32; Brown,W. 6-15; Brown 13-minus 30.
Stanford-McCaffrey,C 7-57; Hogan,K 7-50; Wright,R 8-49; Young,K 9-25; Seale,R 4-11; Sanders,B 5-11;
Marx,D 2-6; Skov,P 1-1; Team 1-minus 1; Owusu,F 1-minus 3.

PASSING

Maryland-Brown 15-27-1-205.
Stanford-Hogan,K 14-20-0-189; Crower,E 4-6-0-19.

RECEIVING

Maryland-Diggs 10-138; Long 2-21; Etta-Tawo 1-18; Winfree 1-14; Brown,W. 1-14.
Stanford-Hooper,A 5-71; Cajuste,D 4-47; Pratt,J 2-17; Taboada,G 1-28; Sanders,B 1-16; Rector,M 1-15;
Wright,R 1-6; Jordan,D 1-5; Cotton,E 1-3; McCaffrey,C 1-0.

INTERCEPTIONS

Maryland-None.
Stanford-Olugbode,K 1-18.

FUMBLES

Maryland-Ross,B. 1-0.
Stanford-Hogan,K 1-1.

SACKS (UA-A)

Maryland-Monroe 1-0.
Stanford-Vaughthers,J 1-2; Anderson,H 0-2; Parry,D 0-1; Anderson,K 0-1; Phillips,H 1-0; Rotto,T 1-0.

TACKLES (UA-A)

Maryland-Nixon 7-1; Goree 5-3; Likely 6-1; Farrand 6-1; Davis 4-3; Monroe 4-1; Robinson 3-2; Johnson,J. 3-0;
Carter,J. 1-2; Braglio 2-0; Kilgo 2-0; Cudjoe-Virgil 2-0; Ngakoue 1-1; Veii 0-2; Dunn 1-0; Logan, A. 0-1;
Bowers 0-1; Twine 0-1; Shaw 0-1; Renfro 0-1; Ross,J. 0-1; Carpenter 0-1.
Stanford-Tarpley,AJ 3-4; Martinez,B 4-2; Vaughthers,J 2-3; Parry,D 1-3; Davis,N 2-1; Lloyd,D 2-1;
Richards,J 1-2; Anderson,H 0-3; Lueders,B 0-3; Harris,R 2-0; Pippens,R 1-1; Hoffpauir,Z 1-1; Carter,A 1-1;
Anderson,K 1-1; McCaffrey,C 1-0; Kalambayi,P 1-0; Phillips,H 1-0; Flacco,J 1-0; Hemschoot,J 1-0; Rotto,T 1-0;
Lyons,W 0-1; Palma,K 0-1.

Foster Farms Bowl Rout

SANTA CLARA, Calif. - Kevin Hogan threw for 189 yards and two touchdowns, Remound Wright ran for three short scores, and Stanford overwhelmed Maryland 45-21 in the Foster Farms Bowl.

On a chilly, windy night in Silicon Valley, Stanford blew past the Terrapins with a complete performance. They outgained Maryland 414 to 222 yards and looked right at home at Levi's Stadium, about 11 miles from campus.

It was the most points scored in a bowl game in Stanford history. Stanford denied Maryland its first postseason win since 2010.

Hogan completed 14 of 20 passes. Wright tied the bowl record for touchdowns rushing, and Stanford's smothering defense did the rest.

Ten receivers caught passes, with Devon Cajuste (four receptions for 47 yards and two touchdowns) and tight end Austin Hooper (five receptions for 71 yards) leading the way.

Christian McCaffrey had 138 all-purpose yards and Ricky Seale ran for his first career touchdown -- a 1-yard plunge that put Stanford up 42-7 early in the fourth.

Maryland quarterback C.J. Brown moved the offense early, although he was sacked six times. Brown finished 15-for-27 passing for 205 yards and one interception and ran for a late touchdown.

Diggs caught 10 passes for 138 yards, Wes Brown ran for a short touchdown early in the second quarter and William Likely returned a kickoff 100 yards for a score in the fourth after the game had become a rout.

Coaching Records

Coach	Seasons	Years	Won	Lost	Tied	Pct.
No Coach	1891	1	3	1	0	.750
Walter Camp	1892, '94-95	3	11	3	3	.735
Pop Bliss	1893	1	8	0	1	.944
H.P. Cross	1896, '98	2	7	4	2	.615
G.H. Brooke	1897	1	4	1	0	.800
Burr Chamberlain	1899	1	2	5	2	.333
Fielding H. Yost	1900	1	7	2	1	.750
C.M. Fickert	1901	1	3	2	2	.571
C.L. Clemans	1902	1	6	1	0	.857
James F. Lanagan	1903-08	6	49	10	5	.804
George Presley	1909-12	4	30	8	1	.782
Floyd C. Brown	1913-16	4	37	4	1	.892
Jim Wylie	1917	1	1	0	0	1.000
Bob Evans	1919	1	4	3	0	.571
Walter Powell	1920	1	4	3	0	.571
C.E. Van Gent	1921	1	4	2	2	.625
Andrew Kerr	1922-23	2	11	7	0	.611
Glenn "Pop" Warner	1924-32	9	71	17	8	.781
C.E. Thornhill	1933-39	7	35	25	7	.574
Clark Shaughnessy	1940-41	2	16	3	0	.842
Marchmont Schwartz	1942, '46-50	6	28	28	4	.500
Charles A. Taylor	1951-57	7	40	29	2	.577
Jack C. Curtice	1958-62	5	14	36	0	.280
John Ralston	1963-71	9	55	36	3	.601
Jack Christiansen	1972-76	5	30	22	3	.573
Rod Dowhower	1979	1	5	5	1	.500
Paul Wiggin	1980-83	4	16	28	0	.364
Jack Elway	1984-88	5	25	29	2	.463
Dennis Green	1989-91	3	16	18	0	.471
Bill Walsh	1977-78, '92-94	5	34	24	1	.585
Tyrone Willingham	1995-2001	7	44	36	1	.549
Buddy Teevens	2002-04	3	10	23	0	.303
Walt Harris	2005-06	2	6	17	0	.261
Jim Harbaugh	2007-10	4	29	21	0	.580
David Shaw	2011-present	4	42	12	0	.778
Totals		120	707	465	52	.599

National Championships

Season	Coach	Overall	League	Bowl
1926	Pop Warner	10-0-1	4-0-0	Rose
1940	Clark Shaughnessy	10-0-0	7-0-0	Rose

* The 1926 team was declared national champions by the Dickinson System, Helms Athletic Foundation, National Championship Foundation and Sagarin Ratings. Although Minnesota was declared national champions in the final 1940 Associated Press Poll, which was the best-known and most widely circulated poll of sportswriters and broadcasters in determining the national champion, Stanford was recognized as national champions by the Billingsley Report, Helms Athletic Foundation and Polling System.

Conference Championships

Season	Conference	Coach	Overall Record	League Record	Bowl
1924	Pacific Coast	Pop Warner	7-1-1	3-0-1	None
1926	Pacific Coast	Pop Warner	10-0-1	4-0-0	Rose
1927	Pacific Coast	Pop Warner	8-2-1	4-0-1 (tie)	Rose
1933	Pacific Coast	C.E. Thornhill	8-2-1	4-1-0 (tie)	Rose
1934	Pacific Coast	C.E. Thornhill	9-1-1	5-0-0	Rose
1935	Pacific Coast	C.E. Thornhill	8-1-0	4-1-0 (tie)	Rose
1940	Pacific Coast	Clark Shaughnessy	10-0-0	7-0-0	Rose
1951	Pacific Coast	Charles Taylor	9-2-0	6-1-0	Rose
1970	Pacific-8	John Ralston	9-3-0	6-1-0	Rose
1971	Pacific-8	John Ralston	9-3-0	6-1-0	Rose
1992	Pacific-10	Bill Walsh	10-3-0	6-2-0 (tie)	Blockbuster
1999	Pacific-10	Tyrone Willingham	8-4-0	7-1-0	Rose
2012	Pacific-12	David Shaw	12-2-0	8-1-0	Rose
2013	Pacific-12	David Shaw	11-3-0	7-2-0	Rose

Unbeaten • Untied

Season	Record	Coach	Final AP Ranking
1905	8-0-0	James F. Lanagan	—
1940	10-0-0	Clark Shaughnessy	2

Unbeaten

Season	Record	Coach	Final AP Ranking
1892	1-0-2	Walter Camp	—
1893	8-0-1	Pop Bliss	—
1895	4-0-1	Walter Camp	—
1903	8-0-3	James F. Lanagan	—
1926	10-0-1	Pop Warner	—

12-Win Seasons

Season	Record	Coach	Final AP Ranking
2010	12-1-0	Jim Harbaugh	4th
2012	12-2-0	David Shaw	7th

11-Win Seasons

Season	Record	Coach	Final AP Ranking
2011	11-2-0	David Shaw	7th
2013	11-3-0	David Shaw	11th

10-Win Seasons

Season	Record	Coach	Final AP Ranking
1926	10-0-1	Pop Warner	—
1940	10-0-0	Clark Shaughnessy	2
1992	10-3-0	Bill Walsh	9

Nine-Win Seasons

Season	Record	Coach	Final AP Ranking
1929	9-2-0	Pop Warner	—
1930	9-1-1	Pop Warner	—
1934	9-1-1	C.E. Thornhill	—
1951	9-2-0	Chuck Taylor	7
1970	9-3-0	John Ralston	8
1971	9-3-0	John Ralston	10
1977	9-3-0	Bill Walsh	15
2001	9-3-0	Tyrone Willingham	16

One-Loss Seasons

Season	Record	Coach	Final AP Ranking
1891	3-1-0	None	—
1896	2-1-1	H.P. Cross	—
1897	4-1-0	G.H. Brooke	—
1902	6-1-0	C.L. Clemans	—
1924	7-1-1	Pop Warner	—
1930	9-1-1	Pop Warner	—
1934	9-1-1	C.E. Thornhill	—
1935	8-1-0	C.E. Thornhill	—
2010	12-1-0	Jim Harbaugh	4th

Figures do not include rugby years from 1906-17.

Individual Records

Rushing Attempts

Game

1.	45	Tyler Gaffney	vs. Oregon • 2013
2.	39	Tommy Vardell	vs. California • 1991
3.	38	Brad Muster	at UCLA • 1986
	38	Toby Gerhart	vs. Oregon • 2009
5.	37	Brad Muster	vs. Washington State • 1986
6.	36	Tyler Gaffney	vs. UCLA • 2013
7.	35	Stepfan Taylor	vs. Oklahoma State • 2012
8.	34	Ernie Nevers	vs. Notre Dame • 1925
	34	Brad Muster	at California • 1984
	34	J.R. Lemon	vs. Arizona State • 2003

Season

1.	343	Toby Gerhart	2009
2.	330	Tyler Gaffney	2013
3.	322	Stepfan Taylor	2012
4.	260	Brad Muster	1986
5.	247	Tommy Vardell	1991
6.	242	Stepfan Taylor	2011
7.	228	Jon Volpe	1988
8.	223	Stepfan Taylor	2010
9.	210	Toby Gerhart	2008
10.	197	Ray Handley	1964

Career

1.	843	Stepfan Taylor	2009-12
2.	730	Darrin Nelson	1977-78, 80-81
3.	703	Brad Muster	1984-87
4.	671	Toby Gerhart	2006-09
5.	559	Mike Mitchell	1993-97
6.	555	Kerry Carter	1999-02
7.	540	Anthony Bookman	1994-97
8.	498	Brian Allen	1998-01
9.	486	Tyler Gaffney	2009-11, 13
10.	481	Glyn Milburn	1990-92

Rushing Yards

Game

1.	223	Toby Gerhart	vs. Oregon • 2009
2.	220	Jon Volpe	at Washington • 1988
3.	211	Darrin Nelson	vs. San Jose State • 1977
4.	209	Lou Valli	at California • 1956
5.	205	Toby Gerhart	vs. Notre Dame • 2009
6.	204	Brad Muster	at California • 1984
7.	202	Darrin Nelson	at Washington State • 1980
8.	201	Ernie Caddell	vs. Dartmouth • 1930
9.	200	Darrin Nelson	vs. Tulane • 1978
	200	Toby Gerhart	vs. Washington • 2009

Season

1.	1,871	Toby Gerhart	2009
2.	1,709	Tyler Gaffney	2013
3.	1,530	Stepfan Taylor	2012
4.	1,330	Stepfan Taylor	2011
5.	1,188	Tommy Vardell	1991
6.	1,161	Darrin Nelson	1978
7.	1,137	Stepfan Taylor	2010
8.	1,136	Toby Gerhart	2008
9.	1,123	Brad Muster	1986
10.	1,105	Darrin Nelson	1977

Career

1.	4,300	Stepfan Taylor	2009-12
2.	4,169	Darrin Nelson	1977-78, 80-81
3.	3,522	Toby Gerhart	2006-09
4.	3,010	Brad Muster	1984-87
5.	2,672	Anthony Bookman	1994-97
6.	2,550	Mike Mitchell	1993-97
7.	2,500	Tyler Gaffney	2009-11, 13
8.	2,253	Glyn Milburn	1990-92
9.	2,162	Brian Allen	1998-01
10.	2,079	Kerry Carter	1999-02
11.	1,940	Anthony Kimble	2005-08
12.	1,893	Tommy Vardell	1988-91
13.	1,786	Bobby Grayson	1933-35
14.	1,768	Ray Handley	1963-65
15.	1,689	Vincent White	1979-82
16.	1,674	Jon Volpe	1987-90
17.	1,636	Kenneth Tolon	2001-04
18.	1,593	Bill Tarr	1953-55
19.	1,543	Scott Laidlaw	1972-73
20.	1,357	Jackie Brown	1969-71

Rushing Yards Per Attempt

Game

1.	22.5	Ethan Allen (4 for 90)	vs. Arizona State • 1993
----	------	------------------------	--------------------------

Season (minimum 400 yards)

1.	11.50	Dick Hyland (38 for 437)	1926
2.	8.24	Andrew Luck (55 for 453)	2010
3.	6.56	Anthony Bookman (122 for 800)	1997
4.	6.41	Pete Kmetovic (95 for 609)	1940
5.	6.34	Darrin Nelson (183 for 1,161)	1978
6.	6.07	Tyler Gaffney (74 for 449)	2011
7.	5.98	Anthony Kimble (120 for 717)	2008
8.	5.79	Vincent White (72 for 417)	1981
9.	5.70	Darrin Nelson (194 for 1,105)	1977
10.	5.61	Vincent White (88 for 494)	1982

Career (minimum 1,000 yards)

1.	5.90	Phil Moffatt (193 for 1,139)	1929-31
2.	5.71	Darrin Nelson (730 for 4,169)	1977-81
3.	5.26	Vincent White (321 for 1,689)	1979-82
4.	5.25	Toby Gerhart (671 for 3,522)	2006-09
5.	5.18	Bob White (234 for 1,211)	1948-50
6.	5.14	Tyler Gaffney (486 for 2,500)	2009-11, 13
7.	5.10	Stepfan Taylor (843 for 4,300)	2009-12
8.	5.02	Bubba Brown (215 for 1,080)	1968-69
9.	4.95	Anthony Bookman (540 for 2,672)	1994-97
10.	4.68	Glyn Milburn (481 for 2,253)	1990-92

Individual Records

Rushing Touchdowns

Game

- 1. 4 Darrin Nelson at Oregon State • 1981
- 4 Tommy Vardell at Notre Dame • 1990
- 4 Kerry Carter vs. USC • 2000
- 4 Kerry Carter at Oregon • 2001
- 4 Toby Gerhart vs. Washington State • 2008
- 4 Toby Gerhart vs. California • 2009
- 4 Stepfan Taylor vs. Arizona • 2010
- 4 Remound Wright at California • 2014

Season

- 1. 28 Toby Gerhart 2009
- 2. 22 Tommy Vardell 1991
- 3. 21 Tyler Gaffney 2013
- 4. 15 Toby Gerhart 2008
- 15 Stepfan Taylor 2010
- 6. 14 Tommy Vardell 1990
- 7. 13 Brad Muster 1986
- 13 Stepfan Taylor 2012
- 9. 11 Skip Face 1959
- 11 Darrin Nelson 1981
- 11 Remound Wright 2014

Career

- 1. 44 Toby Gerhart 2006-09
- 2. 40 Stepfan Taylor 2009-12
- 3. 39 Tommy Vardell 1988-91
- 4. 33 Tyler Gaffney 2009-11, 13
- 5. 28 Brad Muster 1984-87
- 6. 24 Darrin Nelson 1977-81
- 24 Kerry Carter 1999-02
- 8. 21 Mike Mitchell 1993-97
- 9. 19 Bobby Grayson 1933-35
- 10. 18 Anthony Kimble 2005-08

100-yard Rushing Games

Season

- 1. 11 Toby Gerhart 2009
- 2. 9 Tyler Gaffney 2013
- 3. 8 Tommy Vardell 1991
- 8 Toby Gerhart 2008
- 8 Stepfan Taylor 2012
- 6. 7 Stepfan Taylor 2010
- 7. 6 Stepfan Taylor 2011
- 8. 5 Darrin Nelson 1978
- 5 Darrin Nelson 1980
- 5 Brad Muster 1986

Career

- 1. 21 Stepfan Taylor 2009-12
- 2. 20 Toby Gerhart 2006-09
- 3. 16 Darrin Nelson 1977-78, 80-81
- 4. 11 Anthony Bookman 1994-97
- 5. 10 Brad Muster 1984-87
- 10 Tyler Gaffney 2009-11, 13
- 7. 9 Mike Mitchell 1993-97
- 8. 8 Tommy Vardell 1988-91
- 8 Glyn Milburn 1990-92
- 10. 6 Brian Allen 1998-01

Consecutive 100-yard Rushing Games

Season

- 1. 7 Toby Gerhart 2009
- 2. 5 Stepfan Taylor 2010
- 5 Tyler Gaffney 2013
- 4. 4 Darrin Nelson 1980
- 4 Tommy Vardell (twice) 1991
- 4 Toby Gerhart 2008

Longest Rush

Game

- 1. 96 Bill Rogers vs. Oregon State • 1952

Top Rushing Tandems

Season

- 1. 2,225 Toby Gerhart (1,871) 2009
- Andrew Luck (354) 2009
- 2. 2,064 Tyler Gaffney (1,709) 2013
- Kevin Hogan (355) 2013
- 3. 1,853 Toby Gerhart (1,136) 2008
- Anthony Kimble (717) 2008
- 4. 1,842 Tommy Vardell (1,188) 1991
- Glyn Milburn (654) 1991
- 5. 1,793 Stepfan Taylor (1,530) 2012
- Kevin Hogan (263) 2012

Rushing Yards by a Quarterback

Game

- 1. 129 Don Bunce vs. Washington State • 1969

Season

- 1. 453 Andrew Luck 2010
- 2. 362 Gene Washington 1966
- 3. 355 Kevin Hogan 2013
- 4. 354 Andrew Luck 2009
- 5. 295 Kevin Hogan 2014
- 6. 263 Kevin Hogan 2012
- 7. 250 Don Bunce 1971
- 8. 209 Jim Plunkett 1970
- 9. 205 Randy Fasani 2001
- 10. 194 Steve Thurlow 1962

Career

- 1. 957 Andrew Luck 2009-11
- 2. 913 Kevin Hogan 2012-current
- 3. 481 Don Bunce 1968-69, 71
- 4. 369 Jim Plunkett 1968-70
- 5. 362 Gene Washington 1966-68
- 6. 348 Randy Fasani 1998-2001
- 7. 336 Alex Loukas 2007-10
- 8. 299 Dave Lewis 1964-66
- 9. 256 Scott Frost 1993-94
- 10. 199 Trent Edwards 2003-06
- 199 Joe Borchard 1998-99

Rushing Touchdowns by a Quarterback

Game

- 1. 3 Josh Nunes vs. Arizona • 2012

Season

- 1. 6 Jim Plunkett 1968
- 2. 5 John Paye 198
- 5 Kevin Hogan 2014

Career

- 1. 10 Jim Plunkett 1968-70
- 2. 9 John Brodie 1954-56
- 9 John Paye 1983-86
- 9 Kevin Hogan 2012-current

Pass Attempts

Game

- 1. 68 Steve Smith vs. Notre Dame • 1989
- 2. 63 John Elway at Ohio State • 1982
- 3. 59 Steve Stenstrom at Notre Dame • 1994
- 59 T.C. Ostrander vs. UCLA • 2007
- 5. 56 John Paye at San Diego State • 1985
- 6. 55 Mike Boryla at Oregon • 1972
- 7. 54 Todd Husak vs. San Jose State • 1998
- 8. 53 Guy Benjamin at UCLA • 1976
- 9. 52 Steve Smith vs. San Jose State • 1989
- 10. 51 Mike Cordova at Penn State • 1974
- 51 Steve Dils at Washington State • 1978
- 51 John Elway at Washington • 1981
- 51 Steve Stenstrom vs. California • 1993

Season

- 1. 455 Steve Stenstrom 1993
- 2. 447 Todd Husak 1998
- 3. 419 Steve Dils 1978
- 4. 405 John Elway 1982
- 405 John Paye 1985
- 6. 404 Andrew Luck 2011
- 7. 388 Jim Plunkett 1970
- 8. 379 John Elway 1980
- 9. 372 Andrew Luck 2010
- 10. 366 John Elway 1981
- 366 Guy Benjamin 1977

Career

- 1. 1,380 Steve Stenstrom 1991-94
- 2. 1,246 John Elway 1979-82
- 3. 1,198 John Paye 1983-86
- 4. 1,064 Andrew Luck 2009-11
- 5. 992 Jim Plunkett 1968-70
- 6. 908 Todd Husak 1996-99
- 7. 867 Trent Edwards 2003-06
- 8. 844 Guy Benjamin 1974-77
- 9. 799 Kevin Hogan 2012-current
- 10. 726 Chris Lewis 2000-03

Individual Records

Pass Completions

Game

1.	40	John Paye at San Diego State • 1985
2.	39	Steve Smith vs. Notre Dame • 1989
3.	37	Steve Stenstrom at Notre Dame • 1994
4.	35	Guy Benjamin at UCLA • 1976
	35	John Elway at Ohio State • 1982
6.	34	Dick Norman vs. California • 1959
7.	33	John Elway at Purdue • 1981
	33	Andrew Luck at Arizona State • 2010
9.	32	Steve Dils at Washington State • 1978
	32	Steve Dils vs. Oklahoma • 1978

Season

1.	300	Steve Stenstrom1993
2.	288	Andrew Luck2011
3.	271	John Paye1985
4.	264	Steve Dils1978
5.	263	Andrew Luck2010
6.	262	John Elway1982
7.	248	John Elway1980
8.	234	Jason Palumbis1990
9.	233	Todd Husak1998
10.	232	Kevin Hogan2014

Career

1.	866	Steve Stenstrom1991-94
2.	774	John Elway1979-82
3.	715	John Paye1983-86
4.	713	Andrew Luck2009-11
5.	550	Jim Plunkett1968-70
6.	521	Kevin Hogan2012-current
7.	511	Guy Benjamin1974-77
8.	488	Trent Edwards2003-06
9.	483	Todd Husak1996-99
10.	442	Jason Palumbis1988-91

Passing Yards

Game

1.	450	Todd Husak vs. Oregon State • 1998
2.	430	Steve Dils at Washington State • 1978
3.	423	Andrew Luck at Arizona • 2009
4.	419	Todd Husak at UCLA • 1998
5.	418	John Elway at Purdue • 1981
6.	408	John Paye at Oregon • 1985
	408	Steve Stenstrom at UCLA • 1994
8.	407	John Elway at Ohio State • 1982
	407	Steve Stenstrom at Oregon • 1993
	407	Steve Stenstrom vs. Oregon State • 1993

Season

1.	3,627	Steve Stenstrom1993
2.	3,517	Andrew Luck2011
3.	3,338	Andrew Luck2010
4.	3,242	John Elway1982
5.	3,153	Steve Dils1978
6.	3,092	Todd Husak1998
7.	2,980	Jim Plunkett1970
8.	2,946	Todd Husak1999
9.	2,889	John Elway1980
10.	2,822	Steve Stenstrom1994

Career

1.	10,911	Steve Stenstrom1991-94
2.	9,430	Andrew Luck2009-11
3.	9,349	John Elway1979-82
4.	7,809	Jim Plunkett1968-70
5.	7,669	John Paye1983-86
6.	6,834	Todd Husak1996-99
7.	6,518	Kevin Hogan2012-current
8.	6,215	Guy Benjamin1974-77
9.	5,443	Trent Edwards2003-06
10.	4,954	Jason Palumbis1988-91
11.	4,461	Chad Hutchinson1996-97
12.	4,456	Chris Lewis2000-03
13.	4,082	Mike Boryla1970-73
14.	3,783	T.C. Ostrander2004-07
15.	3,737	Dick Norman1958-60
16.	3,594	John Brodie1954-56
17.	3,556	Mike Cordova1973-76
18.	3,488	Steve Dils1977-78
19.	3,340	Gary Kerkorian1949-51
20.	3,334	Brian Johnson1987-89

Completion Percentage

Season (minimum 180 attempts)

1.	.7129	Andrew Luck (288-404)2011
2.	.7070	Andrew Luck (263-372)2010
3.	.6862	Jason Palumbis (234-341)1990
4.	.6700	Turk Schonert (148-221)1979
5.	.6691	John Paye (271-405)1985
6.	.6593	Steve Stenstrom (300-455)1993
7.	.6591	Kevin Hogan (232-352)2014
8.	.6544	John Elway (248-379)1980
9.	.6517	Steve Stenstrom (217-333)1994
10.	.6470	John Elway (262-405)1982

Career (minimum 300 attempts)

1.	.670	Andrew Luck (713-1,064)2009-11
2.	.652	Kevin Hogan (521-799)2012-current
3.	.631	Steve Dils (291-461)1977-78
4.	.628	Steve Stenstrom (866-1,380)1991-94
5.	.624	Jason Palumbis (442-708)1988-91
6.	.621	John Elway (774-1,246)1979-82
7.	.612	Chad Hutchinson (401-655)1996-97
8.	.605	Guy Benjamin (511-844)1974-77
9.	.597	John Paye (715-1,198)1983-86
10.	.569	Mark Butterfield (234-411)1992-95

Individual Records

Passing Efficiency

Season (minimum 180 attempts)

1.	170.2	Andrew Luck	2010
		(263-372, 3,338 yards, 8 INT, 32 TD)	
2.	169.7	Andrew Luck	2011
		(288-404, 3,517 yards, 10 INT, 37 TD)	
3.	163.2	Turk Schonert	1979
		(148-221, 1,927 yards, 6 INT, 19 TD)	
4.	151.5	Kevin Hogan	2013
		(180-295, 2,630 yards, 10 INT, 20 TD)	
5.	148.6	Steve Stenstrom	1994
		(217-333, 2,822 yards, 6 INT, 16 TD)	
6.	147.2	John Elway	1980
		(248-379, 2,889 yards, 11 INT, 27 TD)	
7.	146.3	Steve Stenstrom	1993
		(300-455, 3,627 yards, 14 INT, 27 TD)	
8.	145.8	Kevin Hogan	2014
		(232-352, 2,792 yards, 8 INT, 19 TD)	
9.	145.6	John Elway	1982
		(262-405, 3,242 yards, 12 INT, 24 TD)	
10.	143.5	Andrew Luck	2009
		(162-288, 2,575 yards, 4 INT, 13 TD)	

Career (minimum 300 attempts)

1.	162.8	Andrew Luck	2009-11
		(713-1,064, 9,430 yards, 22 INT, 82 TD)	
2.	148.3	Kevin Hogan	2012-current
		(521-799, 6,518 yards, 21 INT, 48 TD)	
3.	141.4	Steve Stenstrom	1991-94
		(866-1,380, 10,911 yards, 38 INT, 74 TD)	
4.	139.3	John Elway	1979-82
		(774-1,246, 9,349 yards, 39 INT, 77 TD)	
5.	138.8	Steve Dils	1977-78
		(291-461, 3,488 yards, 15 INT, 26 TD)	
6.	133.0	Randy Fasani	1999-01
		(199-390, 3,088 yards, 11 INT, 25 TD)	
7.	131.0	Guy Benjamin	1974-77
		(511-844, 6,215 yards, 43 INT, 48 TD)	
8.	129.5	Jim Plunkett	1968-70
		(550-992, 7,809 yards, 48 INT, 53 TD)	
9.	127.6	Mark Butterfield	1992-95
		(234-411, 2,997 yards, 12 INT, 19 TD)	
10.	126.0	Todd Husak	1996-99
		(483-908, 6,834 yards, 24 INT, 41 TD)	

Touchdown Passes

Game

1.	6	John Elway	vs. Oregon State • 1980
2.	5	Mike Boryla	vs. Washington State • 1973
	5	Steve Dils	at Washington State • 1978
	5	John Elway	at Washington State • 1980
	5	John Elway	vs. Oregon State • 1982
	5	Steve Stenstrom	vs. Colorado • 1993
	5	Joe Borchard	vs. UCLA • 1999
	5	Kevin Hogan	vs. California • 2013
9.	4	Jim Plunkett	vs. San Jose State • 1968
	4	Jim Plunkett	at Purdue • 1969
	4	Jim Plunkett	at Washington • 1969
	4	Mike Cordova	vs. Army • 1975
	4	John Elway	at Purdue • 1982
	4	Steve Stenstrom	vs. San Jose State • 1994
	4	Mark Butterfield	vs. UCLA • 1995
	4	Chad Hutchinson	vs. Oregon • 1997
	4	Todd Husak	at Arizona State • 1999
	4	Randy Fasani	vs. San Jose State • 2000
	4	Randy Fasani	vs. Boston College • 2001
	4	Randy Fasani	vs. Arizona State • 2001
	4	Chris Lewis	vs. California • 2001
	4	Trent Edwards	at San Jose State • 2006
	4	Andrew Luck	vs. Sacramento State • 2010
	4	Andrew Luck	vs. Wake Forest • 2010
	4	Andrew Luck	vs. Oregon State • 2010
	4	Andrew Luck	vs. Virginia Tech • 2011
	4	Andrew Luck	at Duke • 2011
	4	Andrew Luck	at Washington State • 2011
	4	Andrew Luck	vs. Notre Dame • 2011
	4	Kevin Hogan	vs. Army • 2014

Season

1.	37	Andrew Luck	2011
2.	32	Andrew Luck	2010
3.	27	John Elway	1980
	27	Steve Stenstrom	1993
5.	25	Steve Dils	1978
6.	24	John Elway	1982
7.	22	Guy Benjamin	1977
8.	20	Jim Plunkett	1969
	20	John Elway	1981
	20	Kevin Hogan	2013

Career

1.	82	Andrew Luck	2009-11
2.	77	John Elway	1979-82
3.	74	Steve Stenstrom	1991-94
4.	53	Jim Plunkett	1968-70
5.	48	Guy Benjamin	1974-77
	48	Kevin Hogan	2012-current
7.	41	Todd Husak	1996-99
8.	38	John Paye	1983-86
9.	36	Trent Edwards	2003-06
10.	34	Chris Lewis	2000-03

300-yard Passing Games

Season

1.	8	Steve Stenstrom	1993
2.	6	John Elway	1982
3.	5	Steve Stenstrom	1994
	5	Todd Husak	1999
	5	Andrew Luck	2011
6.	4	Todd Husak	1998
7.	3	Jim Plunkett	1969
	3	John Elway	1981
	3	John Paye	1985
	3	Jason Palumbis	1990
	3	Mark Butterfield	1995
	3	Andrew Luck	2010

Career

1.	15	Steve Stenstrom	1991-94
2.	10	John Elway	1979-82
3.	9	Todd Husak	1996-99
	9	Andrew Luck	2009-11
5.	6	John Paye	1983-86
6.	4	Jim Plunkett	1968-70
7.	3	Guy Benjamin	1974-77
	3	Jason Palumbis	1988-91
	3	Mark Butterfield	1992-95

Interceptions

Game

1.	5	Jim Plunkett	vs. Purdue • 1970
	5	John Elway	vs. San Jose State • 1981

Season

1.	20	Mike Boryla	1972
----	----	-------------	------

Career

1.	48	Jim Plunkett	1968-70
----	----	--------------	---------

Longest Pass Play

Game

1.	98	Joe Borchard to Troy Walters (TD)	vs. UCLA • 1999
----	----	-----------------------------------	-----------------

Individual Records

Pass Receptions

Game

1.	14	Eric Crossat Hawai'i • 1972
	14	Vincent White at UCLA • 1982
	14	Brad Musterat Oregon • 1985
	14	Jim Price at Notre Dame • 1989
5.	13	Gene Washington at UCLA • 1968
	13	Darrin Nelson vs. Ohio State • 1981
	13	Troy Walters vs. Oregon • 1997
	13	DeRonnie Pitts vs. USC • 2000
9.	12	Chris Burford vs. California • 1959
	12	James Lofton at Washington • 1977
	12	Vincent White at Purdue • 1981
	12	Brad Muster vs. Oregon State • 1985
	12	Brad Muster at Arizona State • 1985
	12	Brian Morris vs. UCLA • 1985
	12	Mark Harris at Oregon • 1993
	12	Luke Powell vs. San Jose State • 2003
	12	Mark Bradford at Washington State • 2007

Season

1.	86	Troy Walters 1997
2.	78	Brad Muster 1985
3.	77	Troy Walters 1999
	77	DeRonnie Pitts 2000
5.	74	DeRonnie Pitts 1998
6.	71	Gene Washington 1968
	71	Chris Walsh 1991
8.	69	Zach Ertz 2012
9.	68	Vincent White 1982
10.	67	Darrin Nelson 1981
	67	Justin Armour 1994

Career

1.	248	Troy Walters 1996-99
2.	228	DeRonnie Pitts 1997-00
3.	223	Darrin Nelson 1977-78, 80-81
4.	198	Brad Muster 1984-87
5.	172	Ty Montgomery 2011-2014
6.	169	Mark Bradford 2003-07
7.	162	Vincent White 1979-82
8.	158	Jeff James 1984-87
9.	156	Justin Armour 1991-94
10.	146	Ken Margerum 1977-80
	146	Ed McCaffrey 1986-87, 89-90
	146	Chris Walsh 1988-91
	146	Glyn Milburn 1990-92
	146	Brian Manning 1993-96
15.	140	Tony Hill 1973-76
	140	Ryan Whalen 2007-10
17.	133	Luke Powell 2000-03
18.	124	Mike Tolliver 1979-83
19.	123	Emile Harry 1981-84
20.	122	Gene Washington 1966-68

Receiving Yards

Game

1.	278	Troy Walters vs. UCLA • 1999
2.	237	Darrin Nelson vs. Arizona State • 1981
3.	220	Justin Armour at UCLA • 1994
4.	209	Troy Walters at USC • 1997
5.	192	Troy Walters at UCLA • 1998
	192	James Lofton at Washington • 1977
7.	189	Mark Harris at Oregon • 1993
8.	187	Mark Harris at USC • 1995
9.	186	Troy Walters vs. San Jose State • 1999
10.	185	Mark Bradford vs. Arizona State • 2005

Season

1.	1,508	Troy Walters 1999
2.	1,206	Troy Walters 1997
3.	1,117	Gene Washington 1968
4.	1,092	Justin Armour 1994
5.	1,029	Ken Margerum 1978
6.	1,021	Mark Harris 1995
7.	1,012	DeRonnie Pitts 1998
8.	1,010	James Lofton 1977
9.	995	Chris Walsh 1991
10.	958	Ty Montgomery 2013

Career

1.	4,047	Troy Walters 1996-99
2.	3,023	DeRonnie Pitts 1997-00
3.	2,517	Ken Margerum 1977-80
4.	2,491	Justin Armour 1991-94
5.	2,469	Darrin Nelson 1977-78, 80-81
6.	2,431	Mark Bradford 2003-07
7.	2,365	Brian Manning 1993-96
8.	2,333	Ed McCaffrey 1986-87, 89-90
9.	2,306	Jeff James 1984-87
10.	2,270	Emile Harry 1981-84
11.	2,225	Tony Hill 1973-76
12.	2,174	Luke Powell 2000-03
13.	2,125	Ty Montgomery 2011-14
14.	1,898	Chris Walsh 1988-91
15.	1,884	Ryan Whalen 2007-10
16.	1,825	Mike Tolliver 1979-83
17.	1,785	Gene Washington 1966-68
18.	1,783	Mark Harris 1993-95
19.	1,722	Vincent White 1979-82
	1,722	Brad Muster 1984-87

Yards Per Catch

Game

1.	64.50	Bob Blunt (2-129)	...vs. San Jose State • 1965
----	-------	-------------------	------------------------------

Season (minimum 20 receptions)

1.	22.93	Devon Cajuste (28-642) 2013
2.	21.17	Miles Moore (41-868) 1971
3.	19.74	Randy Vataha (35-691) 1969
4.	19.64	Luke Powell (45-884) 2001
5.	19.62	Coby Fleener (34-667) 2011
6.	19.58	Troy Walters (77-1,508) 1999
7.	19.54	Brian Manning (46-899) 1994
8.	19.36	Mike Tolliver (33-639) 1981
9.	19.28	Emile Harry (25-482) 1984
10.	18.96	Jon Pinckney (23-436) 1989

Career (minimum 30 receptions)

1.	21.09	Bob Blunt (35-738) 1964-66
2.	19.87	Michael Rector (38-755) 2013-current
3.	19.14	Devon Cajuste (63-1,206) 2012-current
4.	18.90	Miles Moore (68-1,285) 1971-72
5.	18.46	Emile Harry (123-2,270) 1981-84
6.	18.22	Eric Mullins (41-747) 1980-83
7.	18.00	James Lofton (72-1,295) 1975-77
8.	17.82	Randy Vataha (89-1,586) 1969-70
9.	17.24	Ken Margerum (146-2,517) 1977-80
10.	17.07	Jack Lasater (67-1,144) 1968-70

Individual Records

Touchdown Receptions

Game

- 1. 4 Ken Margerumvs. Oregon State • 1980
- 4 Ty Montgomery..... vs. California • 2013

Season

- 1. 14 James Lofton1977
- 2. 11 Ken Margerum1978
- 11 Ken Margerum1980
- 4. 10 Ken Margerum1979
- 10 Troy Walters.....1999
- 10 Coby Fleener.....2011
- 10 Ty Montgomery.....2013
- 8. 9 Eric Cross1972
- 9 Doug Baldwin2010
- 10. 8 Gene Washington1968
- 8 Tony Hill1976
- 8 Vincent White.....1982
- 8 Jeff James.....1986
- 8 Ed McCaffrey.....1990
- 8 Troy Walters.....1997
- 8 DeRonnie Pitts.....1999
- 8 DeRonnie Pitts.....2000
- 8 Teyo Johnson2001
- 8 Teyo Johnson2002

Career

- 1. 32 Ken Margerum1977-80
- 2. 26 Troy Walters.....1996-99
- 3. 24 DeRonnie Pitts.....1997-00
- 4. 20 Justin Armour1991-94
- 5. 18 Tony Hill1973-76
- 18 Vincent White.....1979-82
- 18 Coby Fleener.....2008-11
- 18 James Lofton1975-77
- 18 Darrin Nelson.....1977-78, 80-81
- 10. 16 Jeff James.....1979-82
- 16 Teyo Johnson2001-02

100-yard Receiving Games

Season

- 1. 7 Gene Washington1968
- 7 Troy Walters.....1999
- 3. 6 Troy Walters.....1997
- 4. 5 Randy Vataha1970
- 5 Miles Moore.....1971
- 5 Ed McCaffrey.....1990
- 5 Justin Armour1994
- 5 Troy Walters.....1998
- 9. 4 James Lofton1977
- 4 Emile Harry1983
- 4 Chris Walsh1991
- 4 Mark Harris1995
- 4 DeRonnie Pitts.....1998
- 4 Luke Powell2001

Career

- 1. 19 Troy Walters.....1996-99
- 2. 10 DeRonnie Pitts.....1997-00
- 3. 8 Ed McCaffrey.....1986-90
- 8 Justin Armour1991-94
- 8 Mark Bradford.....2003-07
- 6. 7 Gene Washington1966-68
- 7 Randy Vataha1969-70
- 7 Emile Harry1981-84
- 7 Luke Powell2000-03
- 10. 6 Ken Margerum1977-80
- 6 Vincent White.....1979-82
- 6 Jeff James.....1984-87
- 6 Brad Muster1984-87
- 6 Mark Harris1993-95

Longest Reception

Game

- 1. 98 Troy Walters from Joe Borchard (TD)
vs. UCLA • 1999

Total Offense Attempts

Game

- 1. 69 Steve Smith vs. Notre Dame • 1989
(68 passing, 1 rushing)

Season

- 1. 512 Steve Stenstrom1992
(455 passing, 57 rushing)

Career

- 1. 1,610 Steve Stenstrom1991-94
(1,380 passing, 230 rushing)

Total Offense

Game

- 1. 447 Todd Husak..... vs. Oregon State • 1998
- 2. 443 Andrew Luck at Arizona • 2009
- 3. 438 Steve Dils ... at Washington State • 1978
- 4. 428 Todd Husak..... at UCLA • 1998
- 5. 418 John Elway at Ohio State • 1982
- 418 John Paye at San Diego State • 1985
- 7. 416 Jim Plunkett at Purdue • 1969
- 8. 413 John Paye at Oregon • 1985
- 413 Steve Stenstrom ...vs. Oregon State • 1993
- 10. 410 John Elway at Purdue • 1981

Season

- 1. 3,791 Andrew Luck2010
- 2. 3,667 Andrew Luck2011
- 3. 3,398 Steve Stenstrom1993
- 4. 3,189 Jim Plunkett1970
- 5. 3,104 John Elway1982
- 6. 3,087 Kevin Hogan.....2014
- 7. 3,033 Steve Dils1978
- 8. 3,026 Todd Husak.....1998
- 9. 2,985 Kevin Hogan.....2013
- 10. 2,939 John Elway1980

Career

- 1. 10,387 Andrew Luck2009-11
- 2. 10,179 Steve Stenstrom1991-94
- 3. 9,070 John Elway1979-82
- 4. 8,178 Jim Plunkett1968-70
- 5. 7,539 John Paye1983-86
- 6. 7,431 Kevin Hogan..... 2012-current
- 7. 6,680 Todd Husak.....1996-99
- 8. 6,043 Guy Benjamin1974-77
- 9. 5,642 Trent Edwards2003-06
- 10. 4,701 Jason Palumbis1988-91

Individual Records

Points

Game

- 30 Darrin Nelson (5 TD) ... at Oregon State • 1981
- 30 Ty Montgomery (5 TD)vs. California • 2013

Season

- 172 Toby Gerhart.....2009
- 132 Tommy Vardell1991
- 132 Tyler Gaffney2013
- 112 Nate Whitaker.....2010
- 101 Nate Whitaker.....2009
- 100 Skip Face.....1959
- 97 Jordan Williamson2013
- 96 Darrin Nelson.....1981
- 96 Brad Muster1986
- 96 Stepfan Taylor.....2010
- 96 Jordan Williamson2012

Career

- 374 Jordan Williamson2011-2014
- 289 Eric Abrams.....1992-95
- 270 Stepfan Taylor2009-12
- 268 Toby Gerhart.....2006-09
- 256 Darrin Nelson.....1977-81
- 254 John Hopkins1987-90
- 252 Mark Harmon.....1981-84
- 247 Ken Naber1977-80
- 239 Michael Sgroi2002-05
- 236 Tommy Vardell1988-91

Touchdowns

Game

- 5 Darrin Nelson.....at Oregon State • 1981
- 5 Ty Montgomery vs. California • 2013

Season

- 28 Toby Gerhart.....2009
- 22 Tommy Vardell1991
- 22 Tyler Gaffney2013
- 16 Darrin Nelson.....1981
- 16 Brad Muster1986
- 16 Stepfan Taylor2010
- 15 Vincent White1982
- 15 Toby Gerhart.....2008
- 15 Stepfan Taylor.....2012
- 14 James Lofton1977
- 14 Tommy Vardell1990
- 14 Glyn Milburn1992
- 14 Ty Montgomery2013

Career

- 45 Stepfan Taylor2009-12
- 44 Toby Gerhart.....2006-09
- 42 Darrin Nelson.....1977-81
- 39 Tommy Vardell1988-91
- 37 Tyler Gaffney2009-11, 13
- 36 Brad Muster1984-87
- 32 Ken Margerum1977-80
- 31 Vincent White1979-80
- 29 Troy Walters.....1996-99
- 26 Kerry Carter1999-2002

Field Goals Made

Game

- 5 John Hopkins at California • 1990
- 5 Nate Whitaker.....at Notre Dame • 2010

Season

- 19 John Hopkins1988
- 18 Rod Garcia1973
- 18 John Hopkins1989
- 18 Jordan Williamson2013
- 17 Eric Abrams.....1992
- 17 Nate Whitaker.....2010
- 17 Jordan Williamson2012
- 16 Rod Garcia1971
- 16 Eric Abrams.....1995
- 16 Michael Sgroi2004
- 16 Nate Whitaker.....2009

Career

- 63 Jordan Williamson2011-14
- 59 John Hopkins1987-90
- 53 Eric Abrams.....1992-95
- 50 Mark Harmon.....1981-84
- 47 Michael Sgroi2002-05
- 44 Rod Garcia1971-73
- 41 Ken Naber1977-80
- 34 Mike Biselli1998-01
- 33 Nate Whitaker.....2009-10
- 28 Kevin Miller1995-98

Field Goal Attempts

Game

- 6 John Hopkins (5-6) at California • 1990
- 5 Rod Garcia (0-5).....vs. San Jose State • 1971
- 5 Nate Whitaker (5-5) ...at Notre Dame • 2010
- 5 Jordan Williamson (4-5)....vs. Oregon • 2013

Season

- 31 Rod Garcia (16-31).....1971
- 31 John Hopkins (18-31).....1989
- 29 Rod Garcia (18-29).....1973
- 27 Mike Michel (12-27).....1976
- 27 Derek Belch (15-27)2007
- 27 Jordan Williamson (17-27).....2012
- 26 Mike Langford (15-26)1974
- 24 Rod Garcia (10-24).....1972
- 24 John Hopkins (19-24).....1988
- 24 Michael Sgroi (16-24).....2004

Career

- 90 Jordan Williamson (63-90).....2011-14
- 88 John Hopkins (59-88).....1987-90
- 84 Rod Garcia (44-84).....1971-73
- 76 Eric Abrams (53-76).....1992-95
- 75 Michael Sgroi (47-75).....2002-05
- 71 Ken Naber (41-71).....1977-80
- 70 Mark Harmon (50-70)1981-84
- 50 Steve Horowitz (23-50).....1968-70
- 49 Mike Biselli (34-49)1998-01
- 48 Kevin Miller (28-48).....1995-98

Field Goals Percentage

Season

- .895 Nate Whitaker (17-19)2010
- .857 Mark Harmon (12-14)1981
- .842 Eric Abrams (16-19)1995
- .824 Aaron Zagory (14-17).....2008
- .818 Jordan Williamson (18-22).....2013
- .810 Eric Abrams (17-21)1992
- .792 John Hopkins (19-24)1988
- .789 Mike Biselli (15-19)1999
- .778 Mark Harmon (14-18)1984
- .727 Nate Whitaker (16-22)2009

Career (minimum 20 attempts)

- .805 Nate Whitaker (33-41)2009-10
- .733 Aaron Zagory (22-30).....2005-08
- .714 Mark Harmon (50-70)1981-84
- .700 Jordan Williamson (63-90).....2011-14
- .697 Eric Abrams (53-76)1992-95
- .694 Mike Biselli (34-49)1998-01
- .670 John Hopkins (59-88)1987-90
- .627 Michael Sgroi (47-75).....2002-05
- .583 Kevin Miller (28-48).....1995-98
- .577 Ken Naber (41-71).....1977-80

Longest Field Goal Made

Game

- 59 Rod Garciaat USC • 1973
- 59 Mark Harmon..... at Purdue • 1981

Extra Points Made

Game

- 9 Gary Kerkorian.....vs. Idaho • 1949
- 9 Mark Harmon.....at Oregon State • 1981

Season

- 61 Nate Whitaker (61-66)2010
- 54 Jordan Williamson (54-56).....2011
- 53 Nate Whitaker (53-53)2009
- 49 Mike Biselli (49-52)1999
- 48 Mike Biselli (48-50)2001
- 45 Jordan Williamson (45-46).....2012
- 43 Jordan Williamson (43-44).....2013
- 43 Jordan Williamson (43-43)2014
- 42 Aaron Mills (42-42).....1991
- 41 Steve Horowitz (41-43).....1969

Career

- 185 Jordan Williamson (185-189).....2011-14
- 130 Eric Abrams (130-136)1992-95
- 123 Mike Biselli (123-131)1998-01
- 122 Ken Naber (122-134).....1977-80
- 114 Nate Whitaker (114-119)2009-10
- 102 Mark Harmon (102-106)1981-84
- 98 Michael Sgroi (98-101).....2002-05
- 89 Steve Horowitz (89-100).....1968-70
- 87 Gary Kerkorian (87-101)1949-51
- 77 John Hopkins (77-80)1987-90

Individual Records

Extra Point Percentage

Season

1.	1.000	Nate Whitaker (53-53).....	2009
	1.000	Jordan Williamson (43-43).....	2014
	1.000	Aaron Mills (42-42).....	1991
	1.000	Michael Sgroi (32-32).....	2005
	1.000	Derek Belch (26-26).....	2007
	1.000	John Hopkins (25-25).....	1988
	1.000	Bill Shoemaker (18-18).....	1968
	1.000	John Hopkins (15-15).....	1989
	1.000	Mark Harmon (13-13).....	1983
	1.000	Braden Beck (12-12).....	1963

Career

1.	1.000	Aaron Mills (50-50).....	1991-94
	1.000	Derek Belch (26-26).....	2004-07
3.	.979	Jordan Williamson (185-189).....	2011-14
4.	.970	Michael Sgroi (98-101).....	2002-05
5.	.964	Braden Beck (27-28).....	1963-64
6.	.963	John Hopkins (77-80).....	1987-90
7.	.962	Mark Harmon (102-106).....	1981-84
8.	.959	David Sweeney (71-74).....	1984-87
9.	.958	Nate Whitaker (114-119).....	2009-10
10.	.956	Eric Abrams (130-136).....	1992-95

Consecutive Extra Points

Career

1.	77	Jordan Williamson.....	2013-14 (last 34 in '13, all 43 in '14)
2.	71	John Hopkins.....	1987-90 (last 14 in '87, 25-25 in '88, 15-15 in '89, first 17 in '90)
3.	66	Nate Whitaker.....	2009-10 (53-53 in '09, first 13 in '10)

Punt Returns

Game

1.	13	Phil Moffatt.....	vs. Dartmouth • 1930
----	----	-------------------	----------------------

Season

1.	41	Phil Moffatt.....	1930
2.	36	Luke Powell.....	2003
3.	34	Alan Grant.....	1989
	34	Glyn Milburn.....	1992
5.	32	Thomas Henley.....	1986
6.	30	Alan Grant.....	1988
	30	Troy Walters.....	1997
8.	29	Eric Cross.....	1970
	29	Ray Anderson.....	1974
	29	Troy Walters.....	1996

Career

1.	93	Alan Grant.....	1986-89
2.	91	Troy Walters.....	1996-99
3.	85	Luke Powell.....	2000-03
4.	81	Glyn Milburn.....	1990-92
5.	72	Phil Moffatt.....	1929-31
6.	71	Drew Terrell.....	2009-12
7.	70	Eric Cross.....	1970-72
8.	50	Darrin Nelson.....	1977-78, 80-81

Punt Return Yards

Game

1.	139	Ozzie Grenardo (4).....	vs. Cornell • 1991
----	-----	-------------------------	--------------------

Season

1.	589	Glyn Milburn (34).....	1992
2.	472	Phil Moffatt (41).....	1930
3.	446	Alan Grant (27).....	1987
4.	424	Troy Walters (30).....	1997
5.	389	Thomas Henley (32).....	1986
6.	358	Eric Cross (29).....	1970
7.	332	Troy Walters (29).....	1996
8.	325	Luke Powell (36).....	2003
9.	308	Luke Powell (21).....	2001
10.	299	Craig Zaltosky (21).....	1973

Career

1.	1,079	Glyn Milburn (81).....	1990-92
2.	974	Troy Walters (91).....	1996-99
3.	894	Alan Grant (93).....	1986-89
4.	882	Luke Powell (85).....	2000-03
5.	797	Drew Terrell (71).....	2009-12
6.	718	Phil Moffatt (72).....	1929-31
7.	663	Eric Cross (70).....	1970-72
8.	469	Darrin Nelson (50).....	1977-78, 80-81
9.	466	Thomas Henley (38).....	1983-86

Punt Return Average

Game

1.	37.0	Ty Montgomery (2-74)...	vs. UC Davis • 2014
2.	34.8	Ozzie Grenardo (4-139) ..	vs. Cornell • 1991

Season

1.	19.83	Ty Montgomery (12-238).....	2014
2.	17.32	Glyn Milburn (34-589).....	1992
3.	16.52	Alan Grant (27-446).....	1987
4.	14.67	Luke Powell (21-308).....	2001
5.	14.24	Craig Zaltosky (21-299).....	1973
6.	14.13	Troy Walters (30-424).....	1997
7.	12.70	Darrin Nelson (20-254).....	1978
8.	12.172	Eric Cross (29-353).....	1970
9.	12.167	Drew Terrell (18-219).....	2010
10.	12.156	Thomas Henley (32-389).....	1986

Career

1.	14.67	Randy Vataha (15-220).....	1969-70
2.	13.32	Glyn Milburn (81-1,079).....	1990-92
3.	12.26	Thomas Henley (38-466).....	1983-86
4.	12.22	Craig Zaltosky (32-391).....	1972-73
5.	11.23	Drew Terrell (71-797).....	2009-12
6.	10.70	Troy Walters (91-974).....	1996-99
7.	10.38	Luke Powell (85-882).....	2000-03
8.	10.21	Craig Ritchey (28-286).....	1963-65
9.	10.09	Mark Marquess (22-222).....	1966-68
10.	10.06	Gordy Young (17-171).....	1954-56

Kickoff Returns

Game

1.	8	Mike Dotterer.....	vs. Arizona State • 1981
----	---	--------------------	--------------------------

Season

1.	37	Chris Owusu.....	2009
2.	36	Ryan Wells.....	2002
	36	Ty Montgomery.....	2013
4.	29	Vincent White.....	1980
5.	28	Ray Anderson.....	1974
6.	27	Kevin T. Scott.....	1988
	27	Ty Montgomery.....	2011
8.	25	Ray Anderson.....	1975
	25	Ken Williams.....	1982
	25	Mike Mitchell.....	1993

Career

1.	95	Ryan Wells.....	1999-02
2.	91	Ty Montgomery.....	2011-14
3.	78	Chris Owusu.....	2008-11
4.	76	Damon Dunn.....	1994-97
5.	66	Ray Anderson.....	1973-75
6.	62	Kevin T. Scott.....	1987-90
7.	54	Glyn Milburn.....	1990-92
8.	53	Vincent White.....	1979-82
9.	52	T.J. Rushing.....	2002-05
10.	49	Thomas Henley.....	1983-86

Kickoff Return Yards

Game

1.	204	Ty Montgomery (4)...	vs. Washington • 2013
----	-----	----------------------	-----------------------

Season

1.	1,167	Chris Owusu (37).....	2009
2.	1,091	Ty Montgomery (36).....	2013
3.	715	Ryan Wells (36).....	2002
4.	680	Ty Montgomery (27).....	2011
5.	656	Damon Dunn (22).....	1995
6.	653	T.J. Rushing (23).....	2004
7.	603	Vincent White (29).....	1980
8.	596	Kevin T. Scott (27).....	1988
9.	594	Glyn Milburn (24).....	1990
10.	584	Mike Dotterer (24).....	1981

Career

1.	2,493	Ty Montgomery (91).....	2011-14
2.	2,132	Chris Owusu (78).....	2008-11
3.	2,071	Ryan Wells (95).....	1999-02
4.	2,067	Damon Dunn (76).....	1994-97
5.	1,409	T.J. Rushing (52).....	2002-05
6.	1,356	Ray Anderson (66).....	1973-75
7.	1,256	Glyn Milburn (54).....	1990-92
8.	1,238	Kevin T. Scott (62).....	1987-90
9.	1,121	Vincent White (53).....	1979-82
10.	1,106	Kevin B. Scott (46).....	1983-86

Individual Records

Kickoff Return Average

Game

1. 99.00 T.J. Rushing (1-99)..... vs. BYU • 2004

Season (minimum 12 returns)

- 33.92 Ron Inge (12-407) 1973
- 31.54 Chris Owusu (37-1,167) 2009
- 30.31 Ty Montgomery (36-1,091) 2013
- 29.82 Damon Dunn (22-656) 1995
- 29.08 Reggie Sanderson (13-378) 1972
- 28.40 T.J. Rushing (23-653) 2004
- 27.38 T.J. Rushing (21-575) 2005
- 27.25 Kevin B. Scott (12-327) 1986
- 27.21 Marlon Evans (19-517) 1995
- 27.06 Damon Dunn (16-433) 1996

Career (minimum 20 returns)

- 27.82 Ron Inge (28-779) 1973-76
- 27.40 Ty Montgomery (91-2,493) 2011-14
- 27.33 Chris Owusu (78-2,132) 2008-11
- 27.20 Damon Dunn (76-2,067) 1994-97
- 27.10 T.J. Rushing (52-1,409) 2002-05
- 25.21 Doug Baldwin (28-706) 2007-10
- 24.04 Kevin B. Scott (46-1,106) 1983-86
- 23.26 Glyn Milburn (54-1,256) 1990-92
- 23.17 Mike Dotterer (29-672) 1979-82
- 22.89 Reggie Sanderson (36-824) 1970-72

Kickoff Return for Touchdown

Game

1. 1 multiple last by Ty Montgomery at Utah • 2013

Season

1. 3 Chris Owusu 2009

Career

- 3 Damon Dunn 1994-97
- 3 T.J. Rushing 2002-05
- 3 Chris Owusu 2008-11
- 3 Ty Montgomery 2011-14

Opening Kickoff Return for Touchdown

Game

- 1 Ty Montgomery vs. Washington (2013)
- 1 Chris Owusu vs. San Jose State (2009)*
- 1 Chris Owusu vs. Washington (2009)*

*back-to-back games

Longest Kickoff Return for Touchdown

Game

- 100 Bob Bryan vs. San Francisco • 1950
- 100 Damon Dunn at Arizona State • 1994
- 100 Ty Montgomery at Utah • 2013

All-Purpose Yards

Game

- 379 Glyn Milburn at California • 1990 (196 rushing, 66 receiving, -6 PR, 123 KOR)

Season

- 2,234 Glyn Milburn 1992 (870 rushing, 459 receiving, 589 PR, 316 KOR)
- 2,222 Glyn Milburn 1990 (729 rushing, 632 receiving, 267 PR, 594 KOR)
- 2,208 Ty Montgomery 2013 (159 rushing, 958 receiving, 1,091 KOR)
- 2,028 Toby Gerhart 2009 (1,871 rushing, 157 receiving)
- 1,998 Darrin Nelson 1981 (1,014 rushing, 846 receiving, 138 PR)
- 1,929 Troy Walters 1999 (6 rushing, 1,508 receiving, 131 PR, 284 KOR)
- 1,915 Chris Owusu 2009 (66 rushing, 682 receiving, 1,167 KOR)
- 1,898 Darrin Nelson 1978 (1,161 rushing, 470 receiving, 254 PR, 13 KOR)
- 1,817 Stepfan Taylor 2012 (1,530 rushing, 287 receiving)
- 1,783 Darrin Nelson 1977 (1,105 rushing, 601 receiving, 77 PR)

Career

- 7,120 Darrin Nelson 1977-78, 80-81 (4,169 rushing, 2,469 receiving, 469 PR, 13 KOR)
- 6,146 Glyn Milburn 1990-92 (2,253 rushing, 1,558 receiving, 1,079 PR, 1256 KOR)
- 5,515 Troy Walters 1996-99 (5 rushing, 4,047 receiving, 974 PR, 489 KOR)
- 5,190 Ty Montgomery 2011-14 (334 rushing, 2,125 receiving, 238 PR, 2,493 KOR)
- 5,095 Stepfan Taylor 2009-12 (4,300 rushing, 778 receiving, 17 KOR)
- 4,747 Brad Muster 1984-87 (3,010 rushing, 1,722 receiving, 15 KOR)
- 4,662 Vincent White 1979-82 (1,689 rushing, 1,722 receiving, 130 PR, 1,121 KOR)
- 4,072 Anthony Bookman 1994-97 (2,672 rushing, 561 receiving, 210 PR, 629 KOR)
- 3,917 Toby Gerhart 2006-09 (3,522 rushing, 395 receiving)
- 3,842 Chris Owusu 2008-11 (176 rushing, 1,534 receiving, 2,132 KOR)

Punts

Game

1. 16 Ernie Nevers vs. USC • 1923

Season

- 89 Paul Stonehouse 1992
- 86 Eric Johnson 2003
- 78 Jay Ottovegio 2007
- 71 Dave Ottmar 1972
- 71 Tom Lynn 1974
- 71 Kevin Miller 1998
- 68 Kevin Miller 1996
- 68 Sean Tolpinrud 1999
- 67 Jay Ottovegio 2005
- 66 Mike Michel 1976
- 66 Tripp Hardin 1983
- 66 Jay Ottovegio 2004
- 66 Daniel Zychlinski 2012

Career

- 272 Jay Ottovegio 2004-07
- 257 Kevin Miller 1995-98
- 253 Paul Stonehouse 1989-92
- 224 Eric Johnson 2000-03
- 197 Doug Robison 1984-87
- 142 Ken Naber 1977-80
- 128 David Green 2008-11
- 124 Dave Ottmar 1972-73
- 117 Ben Rhyne 2011-14
- 115 Dave Lewis 1964-66

Punting Yardage

Game

1. 565 Ernie Nevers (12) at USC • 1925

Season

- 3,724 Paul Stonehouse (89) 1992
- 3,687 Eric Johnson (86) 2003
- 3,215 Jay Ottovegio (78) 2007
- 2,846 Daniel Zychlinski (66) 2012
- 2,826 Kevin Miller (71) 1998
- 2,765 Tripp Hardin (66) 1983
- 2,750 Kevin Miller (68) 1996
- 2,744 Dave Ottmar (71) 1972
- 2,728 Jay Ottovegio (66) 2004
- 2,723 Jay Ottovegio (67) 2005

Career

- 11,083 Jay Ottovegio (272) 2004-07
- 10,336 Kevin Miller (257) 1995-98
- 9,933 Paul Stonehouse (253) 1989-92
- 8,926 Eric Johnson (224) 2000-03
- 8,210 Doug Robison (197) 1984-87
- 5,851 Ken Naber (142) 1977-80
- 5,237 David Green (128) 2008-11
- 4,943 Dave Ottmar (124) 1972-73
- 4,879 Dave Lewis (115) 1964-66
- 4,827 Ben Rhyne (117) 2011-14

Individual Records

Punting Average

Season

1.	45.70	Doug Robison (44-2,011).....	1987
2.	44.90	Dave Lewis (29-1,302)	1965
3.	43.74	Dave Lewis (34-1,487)	1964
4.	43.32	Kevin Miller (59-2,556).....	1997
5.	43.12	Daniel Zychlinski (66-2,846).....	2012
6.	42.88	Ben Rhyne (52-2,230)	2013
7.	42.87	Eric Johnson (86-3,687)	2003
8.	42.39	Ken Naber (62-2,628).....	1979
9.	42.24	Aaron Mills (63-2,661).....	1993
10.	41.89	Tripp Hardin (66-2,765).....	1983

Career

1.	42.43	Dave Lewis (115-4,879)	1964-66
2.	42.23	Daniel Zychlinski (97-4,096).....	2009-12
3.	41.68	Doug Robison (197-8,210).....	1984-87
4.	41.55	Aaron Mills (110-4,570).....	1993-94
5.	41.26	Ben Rhyne (117-4,827)	2011-14
6.	41.20	Ken Naber (142-5,851).....	1977-80
7.	40.96	Tripp Hardin (114-4,670).....	1982-83
8.	40.91	David Green (128-5,237).....	2008-11
9.	40.75	Jay Ottovegio (272-11,083).....	2004-07
10.	40.22	Kevin Miller (257-10,336).....	1994-98

Interceptions

Game

1.	4	Bobby Grayson	vs. Washington • 1934
2.	3	Tim Smith	at Arizona • 1999
3.	3	Tim Smith	vs. Washington State • 1998
3.	3	Leroy Pruitt.....	at Northwestern • 1994
3.	3	Toi Cook.....	vs. San Jose State • 1986
3.	3	Benny Barnes.....	at Washington • 1971

Season

1.	9	Phil Moffatt	1930
	9	Bobby Garrett.....	1953
3.	8	Phil Moffatt	1929
	8	Benny Barnes.....	1971
	8	Toi Cook.....	1986
6.	7	Jim Kaffen.....	1972
7.	6	Steve Murray.....	1972
	6	Brad Humphreys	1987
6.	6	Vaughn Bryant.....	1992
6.	6	Tim Smith	1998
6.	6	Tim Smith	1999
6.	6	Ed Reynolds.....	2012

Career

1.	20	Phil Moffatt	1929-31
2.	17	Toi Cook.....	1983-86
3.	16	Tim Smith	1996-99
4.	14	Brad Humphreys	1985-87
5.	11	Dick Ragsdale	1962-64
	11	Leroy Pruitt.....	1993-96
7.	10	John Guillory	1964-66
	10	Vaughn Bryant.....	1990-93
	10	Bo McNally	2006-09
10.	9	Bobby Garrett.....	1951-53
	9	Benny Barnes.....	1970-71
	9	Steve Murray.....	1970-72
	9	Randy Poltl	1971-73
	9	Rich Walters.....	1974-76
	9	Charles Hutchings	1980-83
	9	Tank Williams	1998-01
	9	Oshiomogho Atogwe.....	2001-04

Longest Interception Return

Game

1.	95	Tom Work	vs. Occidental • 1926
----	----	----------------	-----------------------

Tackles

Game

1.	27	Dave Wyman.....	at California • 1986
2.	23	Don Parish	vs. Oregon State • 1968
	23	Don Parish	at USC • 1969
4.	22	Pat Preston	at Washington State • 1968
	22	Gordy Ceresino	vs. LSU • 1977
6.	21	Gordon Riegel.....	at Washington State • 1972
7.	20	Dave Wyman.....	vs. Washington • 1986
	20	Pat Moore	at Washington State • 1972
	20	Jim Merlo	vs. Oregon State • 1972
	20	Jim Merlo	at Washington State • 1972
	20	Gordy Ceresino	vs. Georgia • 1978

Season

1.	196	Gordy Ceresino	1977
2.	173	Dave Wyman.....	1986
3.	167	Gordy Ceresino	1978
4.	164	Jim Merlo	1972
5.	159	Gordy Ceresino	1976
6.	155	Jono Tunney.....	1988
7.	154	Drew Palin.....	1974
8.	150	Gordon Riegel.....	1974
9.	144	Dave Wyman.....	1983
10.	143	Don Parish	1968

Career

1.	571	Gordy Ceresino	1975-78
2.	462	Dave Wyman.....	1982-84, 86
3.	430	Jono Tunney.....	1987-90
4.	394	Matt Soderlund.....	1982-85
5.	355	Don Parish	1967-69
6.	353	Shayne Skov	2009-13
7.	348	Chuck Evans	1976-79
8.	347	Duncan McColl.....	1974-76
9.	332	Chris Draft.....	1994-97
10.	309	Pat Preston	1967-69

Individual Records

Tackles for Loss

Season

1.	28	Ron George	1990
2.	26	Duncan McColl	1975
	26	Ron George	1992
4.	24	Kailee Wong	1996
5.	23.5	Trent Murphy	2013
6.	23	Duncan McColl	1976
7.	22	Kailee Wong	1997
	22	Rob Hinckley	1988
9.	20	Willie Howard	1999
	20	Riall Johnson	2000

Career

1.	72	Ron George	1990-92
2.	57	Duncan McColl	1974-76
3.	54	Kailee Wong	1994-97
4.	53	Riall Johnson	1997-00
5.	52.5	Trent Murphy	2010-13
6.	50.5	Chase Thomas	2009-12
7.	50	Garin Veris	1981-84
8.	49	David Garnett	1989-92
9.	44	Chuck Evans	1976-79
10.	41	Willie Howard	1997-00

Sacks

Game

1.	5	Riall Johnson	vs. Washington State • 1999
----	---	---------------	-----------------------------

Season

1.	17	Duncan McColl	1976
2.	15	Ron George	1992
	15	Riall Johnson	2000
	15.0	Trent Murphy	2013
5.	14	Kailee Wong	1996
	14	Riall Johnson	1999
7.	13	Rob Hinckley	1988
8.	12	Kailee Wong	1997
9.	10	Ron George	1990
	10	Willie Howard	1999
	10	Jon Alston	2004
10.0		Trent Murphy	2012

Career

1.	36	Riall Johnson	1997-00
2.	33	Ron George	1990-92
3.	32.5	Trent Murphy	2010-13
4.	28	Kailee Wong	1994-97
5.	27.5	Chase Thomas	2009-12
6.	25	Duncan McColl	1974-76
	25	Garin Veris	1981-84
8.	22.5	Willie Howard	1997-00
9.	21.5	Carl Hansen	1994-97
	21.5	Jon Alston	2002-05

[Career records include all-time bowl games]

Team Records

Single Game (Offense)

Scoring

Points	82
	vs. Mare Island • 1923
	vs. UCLA • 1925
Points in a Half [since 1958]	42
	vs. California • 2013
Points in a Quarter [since 1958]	35
	at Washington State • 1991
Touchdowns	12
	vs. UCLA • 1925
Field Goals Made	5
	at California • 1990
	at Notre Dame • 2010
Field Goal Attempts	6
	at California • 1990
Extra Points Made	9
	vs. Idaho • 1949
	at Oregon State • 1981
	vs. California • 2013
Extra Point Attempts	10
	vs. Wake Forest • 2010

Rushing

Yards	446
	vs. Washington • 2011
Fewest Yards	-34
	vs. UCLA • 1997
Touchdowns	7
	vs. Washington State • 2008

Passing

Attempts	68
	vs. Notre Dame • 1989
Fewest Attempts	0 • multiple
Completions	40
	at San Diego State • 1985
Fewest Completions	0 • multiple
Yards	581
	vs. Arizona State • 1981
Fewest Yards [since 1958]	51
	at UCLA • 2008
Interceptions	5
	at Purdue • 1970
	vs. San Jose State • 1981
Touchdowns	6
	vs. Oregon State • 1980
	vs. Cal • 2013

Total Offense

Most Total Yards	693
	vs. Arizona State • 1981
Fewest Total Yards	52
	vs. Arizona • 2006

Single Game (Special Teams)

Punt Returns

Returns	13
	vs. Dartmouth • 1930
Return Yards	158
	vs. Washington • 1990

Kickoff Returns

Returns	10
	vs. Oregon • 2007
Return Yards	296
	vs. Oregon • 2007
Return for Touchdowns	1 • multiple
	last at Utah • 2013

Punting

Punts	16
	vs. USC • 1923
Fewest Punts	0 • multiple
	last vs. San Jose State • 2013

First Downs

First Downs	43
	vs. Idaho • 1928
	34 [modern record]
	at Washington State • 1980

Penalties

Fewest Penalties	0 (multiple)
	last vs. UC Davis • 2005

Team Records

Season (Offense)

Rushing

Attempts 584 (2,904 yards) • 2013
 Yards 2,904 (584 attempts) • 2013
 Yards Per Attempt 5.3 (536-2,837) • 2009
 Yards Per Game 248.1 (2,481-10) • 1949
 Touchdowns 39 • 2009

Passing

Attempts 513 • 1998
 Completions 308 • 1993
 Completion Percentage 712 (297-417) • 2011
 Intercepted 26 • 1954
 Yards 3,712 (237-420) • 1999
 Yards Per Game 337.2 (3709 -11) • 1993
 Touchdowns 38 • 2011

Total Offense

Total Yards 6,361 • 2011
 (2,738 rushing, 3,623 passing)
 Fewest Yards 2,377 • 1961
 (1,476 rushing, 901 passing)
 Most Yards Per Game 491.9 • 1969
 Fewest Yards Per Game 231.9 • 2006

Scoring

Points 561 • 2011
 Points Per Game 43.2 • 2011
 (561 in 13 games)
 Touchdowns 73 • 2011
 Field Goals 20 • 2013
 Extra Points 68 • 2011
 Extra Point Percentage 1.000 • multiple
 (last in 2014)

Punt Returns

Returns 46 • 1967
 Return Yards 613 • 1992
 Return Average 18.3 (22-403) • 2014
 Returns for Touchdowns 3 • 1992, 2000

Kickoff Returns

Returns 64 • 2007
 Return Yards 1597 (58) • 2009
 Return Average 27.5 (58-1,597) • 2009
 Returns for Touchdowns 3 • 2009

Punting

Most Punts 89 • 1992
 Fewest Punts 32 • 1957, 2010
 Punting Average 43.5 (53-2,305) • 1987

First Downs

First Downs 325 • 2011
 By Passing 172 • 2011
 By Rushing 142 • 2010

Penalties

Fewest Penalties Per Game 4.4 • 1967
 Fewest Penalty Yards Per Game 35.7 • 2006

Single Game (Defense)

Scoring Defense

Points Allowed 72
 at UCLA • 1954
 Points Allowed in a Half [since 1958] 48
 at Texas • 1999
 Points Allowed in a Quarter [since 1958] 30
 vs. San Jose State • 1975

Rushing Defense

Fewest Rushing Yards -36
 at California • 1998

Pass Defense

Fewest Passing Yards [modern record] 9
 vs. Army • 2014
 Most Quarterback Sacks 10
 vs. Washington State • 2012

Total Defense

Fewest Total Yards 76
 at Colorado • 2012

Interceptions

Interceptions 7
 vs. Washington • 1934
 at Oregon State • 1987

Season (Defense)

Rushing Defense

Fewest Yards Allowed 1,097 • 2011
 Fewest Yards Allowed Per Game 84.4 • 2011
 Fewest Yards Allowed Per Attempt 2.61 • 1971

Pass Defense

Fewest Yards Allowed 770 • 1961
 Fewest Yards Allowed Per Game 77.0 • 1961
 Most Quarterback Sacks 57 • 2012

Total Defense

Fewest Yards Allowed 2,361 • 1965
 Fewest Yards Allowed Per Game 226.2 • 1971

Interceptions

Interceptions 26 • 1972
 Returns for Touchdowns 4 • 2012

Scoring

Fewest Points Allowed 4 (4 games) • 1896
 13 (9 games) • 1935

Team

Consecutive Wins 17 • 2010-11
 (last 8 of 2010, first 9 of 2011)
 Consecutive Losses 11 • 1959-60, 2005-06
 (last 1 of 1959, 10 in 1960)
 (last 2 of 2005, first 9 of 2006)
 Unbeaten Streak 17 • 2010-11
 (last 8 of 2010, first 9 of 2011)
 Consecutive Wins in Conference Games 14
 (last 7 of 2010, first 7 of 2011)
 Consecutive Wins at Home 17
 (last 2 of 2011, 7 of 2012, 7 of 2013, first 1 of 2014)
 Consecutive Games Scored In 95 • 1967-1976
 Consecutive Shutouts 9 • 1903, 1904-05
 (last 6 of 1904, first 3 of 1905)
 4 [modern record] • 1930, 1931
 Consecutive Games Shut Out 2 • multiple
 last in 1961 at Washington (0-13) and vs. UCLA (0-20)

Team Records

Most Points Scored

Points	Opponent	Season
82	UCLA (0)	1925
82	Mare Island (0)	1923
74	Hawai'i (20)	1949
68	San Jose State (20)	1968
68	Wake Forest (24)	2010
67	Army (14)	1975
65	Washington (21)	2011
63	California (13)	2013
63	San Jose State (26)	2002
63	at Oregon State (9)	1981
63	at Washington State (16)	1970
63	Idaho (0)	1949
63	San Jose State (21)	1969
59	U.S.S. Boston (0)	1919
59	UC Davis (0)	1932
58	Oregon (49)	1997
58	Washington State (0)	2008
57	Fort Baker (0)	1903
57	at UCLA (0)	1929
57	Cal Tech (7)	1930
57	Utah Agriculture (0)	1904
57	San Jose State (3)	2011
56	Cornell (6)	1991
56	at USC (48) [3OT]	2011
55	at Washington State (17)	2013
55	San Francisco (7)	1950
55	Santa Clara (6)	1923
55	at USC (21)	2009
54	Idaho (7)	1942
54	Washington State (17)	1999
54	Oregon State (13)	1980
54	Washington State (14)	1975
54	San Jose State (0)	1953
54	San Jose State (38)	1959
54	Arizona (48) [OT]	2012
52	Sacramento State (17)	2010
51	15th Infantry (0)	1905
51	Arizona State (28)	2001
51	Arizona (37)	2001
51	San Jose State (20)	1994
51	Oregon (42)	2009
50	at Port Townsend (0)	1893
50	at Arizona (22)	1999
50	at Arizona State (30)	1999
50	Duke (13)	2012

Combined Score

Points	Opponent	Season
107	Oregon (W, 58-49)	1997
104	at USC (W, 56-48) [3OT]	2011
102	Arizona (W, 54-48) [OT]	2012
98	Arizona State (L, 36-62)	1981
94	Hawaii (W, 74-20)	1949
93	Oregon (W, 51-42)	2009
92	San Jose State (W, 54-38)	1959
92	Wake Forest (W, 68-24)	2010
91	Washington State (L, 42-49)	1984
91	at Oregon (L, 28-63)	1998
91	at Oregon (W, 49-42)	2001
89	San Jose State (W, 63-26)	2002
89	Arizona State (L, 24-65)	2002
88	San Jose State (W, 68-20)	1968
88	at Arizona (W, 51-37)	2001
86	at Texas (L, 17-69)	1999
86	Oregon (L, 31-55)	2007
86	Washington (W, 65-21)	2011

Largest Margin of Victory

Margin	Opponent	Season
82	UCLA (82-0)	1925
82	Mare Island (82-0)	1923
63	Idaho (63-0)	1949
59	U.S.S. Boston (59-0)	1919
59	UC Davis (59-0)	1932
58	Washington State (58-0)	2008
57	Fort Baker (57-0)	1903
57	Utah Aggies (57-0)	1904
57	at UCLA (57-0)	1929
54	Hawai'i (74-20)	1949
54	San Jose State (54-0)	1953
54	at Oregon State (63-9)	1981
54	San Jose State (57-3)	2011
53	Army (67-14)	1975
51	15th Infantry (51-0)	1905
50	at Port Townsend (50-0)	1893
50	Cal Tech (57-7)	1930
50	Cornell (56-6)	1991
50	California (63-13)	2013

Largest Margin of Defeat

Margin	Opponent	Season
72	at UCLA (0-72)	1954
52	at Texas (17-69)	1999
51	at Michigan (0-51)	1976
50	Notre Dame (7-57)	2003
49	Michigan (0-49)	1902
49	at USC (0-49)	1977
49	UCLA (0-49)	1987
47	USC (7-54)	1952
46	UCLA (13-59)	1973
43	vs. Army (0-43)	1948
42	UCLA (13-55)	1959
42	USC (0-42)	2006
41	at Arizona State (24-65)	2002
40	at Oregon State (3-43)	2003

Most Points Allowed

Points	Opponent	Season
72	at UCLA (0)	1954
69	at Texas (17)	1999
65	at Arizona State (24)	2002
63	at Oregon (28)	1998
62	Arizona State (36)	1981
59	UCLA (13)	1973
57	Notre Dame (7)	2003
55	Oregon (31)	2007
55	Oregon (21)	1994
55	UCLA (13)	1959
54	USC (7)	1952
53	Oregon (30)	2011
52	Washington (16)	1990
52	Oregon (31)	2010
51	at Michigan (0)	1976
51	at USC (21)	2005

Overtime Games (5-5)

Season	Result	Opponent
1996	W, 27-24	vs. Oregon
1998	L, 38-44	at Arizona State
2000	W, 36-30	at California
2005	L, 27-30	vs. UCLA
2011	W, 56-48	at USC [3OT]
2012	L, 38-41	vs. Oklahoma State (Fiesta Bowl)
2012	W, 54-48	vs. Arizona
2012	L, 13-20	at Notre Dame
2012	W, 17-14	at Oregon
2014	L, 17-20	vs. Utah [2OT]

Longest Plays

Touchdown Run

- 96 Bill Rogers.....vs. Oregon State • 1952
- 94 Casey Moore.....vs. California 1999
- 90 Dave Lewis.....vs. Tulane • 1966
- 86 John Winesberry.....vs. San Jose State • 1972
- 83 Buck Fawcett.....vs. Santa Clara • 1941
- 83 Anthony Kimble.....at Washington • 2008
- 82 Ethan Allen.....vs. Arizona State • 1993
- 82 J.R. Lemon.....vs. USC • 2004
- 81 Ken Afflerbaugh.....vs. Oregon State • 1931
- 80 Bob White.....vs. USC • 1948
- 80 Reggie Sanderson.....at USC • 1971
- 80 Darrin Nelson.....at Oregon State • 1981
- 80 Brian Allen.....at Washington • 2001

Touchdown Pass

- 98 Joe Borchard to Troy Walters.....1999
vs. UCLA
- 96 Jim Plunkett to Randy Vataha.....1970
at Washington State
- 92 Steve Stenstrom to Glyn Milburn.....1991
vs. Oregon State
- 91 Steve Stenstrom to Brian Manning.....1993
vs. Arizona
- 84 Bobby Garrett to Ron Cook.....1953
at USC
- 84 Randy Fasani to Kerry Carter.....2000
at Washington State
- 83 Brian Johnson to Jon Pinckney.....1989
at Arizona State
- 82 Brian Johnson to Walter Batson.....1987
vs. California
- 81 Andrew Luck to Doug Baldwin.....2010
vs. Sacramento State
- 80 John Elway to Emile Harry.....1980
vs. Arizona State
- 80 Chad Hutchinson to Damon Dunn.....1997
vs. Oregon
- 80 Joe Borchard to Troy Walters.....1998
vs. Washington State
- 79 Jim Plunkett to Gene Washington.....1968
vs. San Jose State
- 79 Chris Lewis to Luke Powell.....2001
vs. California
- 78 Don Bunce to Miles Moore.....1971
at Army
- 78 Todd Husak to DeRonnie Pitts.....1998
at Arizona State

Field Goal

- 59 Rod Garcia.....at USC • 1973
- 59 Mark Harmon.....at Purdue • 1981
- 57 Mark Harmon.....vs. Illinois • 1984
- 56 Ken Naber.....vs. UCLA • 1979
- 55 Mike Langford.....at USC • 1975
- 54 Rod Garcia.....at Oregon • 1972
- 54 John Hopkins.....vs. San Jose State • 1989
- 54 Nate Whitaker.....at Wake Forest • 2009
- 53 Rod Garcia.....vs. UCLA • 1973
- 53 Mark Harmon.....vs. Washington State • 1984
- 52 Braden Beck.....at Washington State • 1964
- 52 Rod Garcia.....at USC • 1972
- 52 Mike Langford.....vs. Michigan • 1974
- 52 Mike Michel.....at Penn State • 1976
- 52 Mike Michel.....at Army • 1976
- 52 Mark Harmon.....at Oregon State • 1983
- 52 Mike Biselli.....vs. Washington State • 1999
- 52 Derek Belch.....vs. San Jose State • 2007
- 52 Aaron Zagory.....vs. San Jose State • 2008

Punt

- 79 Frankie Albert.....vs. Oregon State • 1940
- 75 Stan Anderson.....at California • 1932
- 75 Dave Lewis.....at California • 1964
- 75 Kevin Miller.....vs. Utah • 1996
- 71 Mike Durket.....vs. California • 1947
- 70 Tom Lynn.....at USC • 1975
- 70 Doug Robison.....vs. Arizona State • 1984
- 70 Paul Stonehouse...vs. Washington State • 1992
- 70 David Green.....vs. Arizona • 2008
- 68 Mike Michel.....at California • 1976

Kickoff Return for Touchdown

- 100 Bob Bryan.....vs. San Francisco • 1950
- 100 Damon Dunn.....at Arizona State • 1994
- 100 Ty Montgomery.....at Utah • 2013
- 99 T.J. Rushing.....vs. Brigham Young • 2004
- 99 Ty Montgomery.....vs. Washington • 2013
- 98 Nate Kirtman.....vs. Oregon State • 1967
- 96 Bob Stansberry.....vs. Montana • 1933
- 96 Bob Mathias.....at USC • 1951
- 96 Ron Inge.....at Oregon State • 1973
- 96 Marlon Evans.....at Oregon • 1995
- 96 Ty Montgomery.....at Washington State • 2011
- 95 Kevin T. Scott.....at California • 1988
- 94 Chris Owusu.....vs. San Jose State • 2009
- 93 Damon Dunn.....vs. USC • 1996
- 93 T.J. Rushing.....at Navy • 2005
- 91 Damon Dunn.....at San Jose State • 1995
- 91 Chris Owusu.....vs. Washington • 2009

Punt Return for Touchdown

- 92 Thomas Henley.....vs. Oregon • 1986
- 90 Luke Powell.....vs. UCLA • 2003
- 81 Ozzie Grenardo.....vs. Cornell • 1991
- 80 Murray Cuddeback.....vs. Olympic Club • 1923
- 79 Glyn Milburn.....at Oregon State • 1992
- 77 Alan Grant.....at Washington State • 1987
- 77 Troy Walters.....at Washington State • 1997
- 76 Vincent White.....vs. Washington • 1982
- 76 Glyn Milburn.....at California • 1992
- 76 Drew Terrell.....vs. Duke • 2012
- 75 Glyn Milburn.....at UCLA • 1992
- 75 Troy Walters.....at Washington State • 1996

Interception Return for Touchdown

- 95 Tom Work.....vs. Occidental • 1926
- 85 Ralph Phillips.....vs. Army • 1975
- 79 Leroy Pruitt • Josh Madsen.....vs. Michigan State • 1996
- 78 Alan Grant.....vs. San Jose State • 1988
- 72 Wopamo Osaisai.....vs. Arizona • 2006
- 71 Gordy Riegel.....at California • 1972
- 71 Ed Reynolds.....vs. Duke • 2012
- 67 Jack Taylor.....vs. San Jose State • 1957
- 67 Ruben Carter.....vs. Washington State • 1999

Top Individual Performances

Total Offense

Rank	Player	Opponent • Season	Plays	Rush	Pass	Total
1.	Todd Husak	Oregon State • 1998	50	-3	450	447
2.	Andrew Luck	at Arizona • 2009	41	20	423	443
3.	Steve Dils	at Washington State • 1978	63	8	430	438
4.	Todd Husak	at UCLA • 1998	52	9	419	428
5.	John Paye	at San Diego State • 1985	67	33	385	418
	John Elway	at Ohio State • 1982	66	11	407	418
7.	Jim Plunkett	at Purdue • 1969	55	61	355	416
8.	Steve Stenstrom	Oregon State • 1993	44	6	407	413
	John Paye	at Oregon • 1985	48	5	408	413
10.	John Elway	at Purdue • 1981	52	-8	418	410
11.	Jim Plunkett	California • 1969	45	28	381	409
12.	Josh Nunes	Arizona • 2012	41	33	360	393
13.	Joe Borchard	UCLA • 1999	27	74	324	398
14.	Chris Lewis	California • 2001	43	-6	390	384
15.	John Elway	at Washington State • 1980	42	4	379	383
16.	Steve Stenstrom	at UCLA • 1994	51	-26	408	382
	Randy Fasani	San Jose State • 2000	51	9	373	382
18.	Jason Palumbis	San Jose State • 1990	43	-6	387	381
19.	Andrew Luck	at Oregon • 2010	54	39	341	380
20.	Steve Stenstrom	Colorado • 1993	45	-8	382	374
21.	Guy Benjamin	at UCLA • 1976	56	-6	378	372
	Andrew Luck	Colorado • 2011	34	2	370	372
23.	John Paye	Texas • 1985	51	5	365	370
24.	Dick Norman	California • 1959	46	-35	401	366
	Andrew Luck	at USC • 2011	49	36	330	366
26.	Chad Hutchinson	Oregon • 1996	41	0	365	365
	Todd Husak	at Arizona • 1999	37	1	364	365
28.	Steve Stenstrom	at Oregon • 1993	44	-44	407	363
29.	Andrew Luck	at Arizona • 2011	34	36	325	361
30.	Steve Stenstrom	at Northwestern • 1994	49	-15	374	359

Rushing

Rank	Player	Opponent • Season	Att.	Yds.	Avg.	TD
1.	Toby Gerhart	Oregon • 2009	38	223	5.9	3
2.	Jon Volpe	at Washington • 1988	29	220	7.6	0
3.	Darrin Nelson	San Jose State • 1977	20	211	10.6	0
4.	Lou Valli	at California • 1956	23	209	9.9	0
5.	Toby Gerhart	Notre Dame • 2009	29	205	7.1	3
6.	Brad Muster	at California • 1984	34	204	6.0	0
7.	Darrin Nelson	at Washington State • 1980	21	202	9.6	2
8.	Ernie Caddell	Dartmouth • 1930	13	201	15.5	0
9.	Darrin Nelson	Tulane • 1978	17	200	11.8	1
	Toby Gerhart	Washington • 2009	27	200	7.4	1
11.	Glyn Milburn	at California • 1990	24	196	8.2	1
12.	Darrin Nelson	at Oregon State • 1981	19	190	10.0	4
	Brad Muster	Washington State • 1986	37	190	5.1	0
14.	Darrin Nelson	UCLA • 1977	23	189	8.2	2
	Stepfan Taylor	at California • 2012	28	189	6.8	1
	Tyler Gaffney	Notre Dame • 2013	33	189	5.7	1
17.	Rick McMillen	Washington • 1958	26	185	7.1	0
18.	Brad Muster	at UCLA • 1986	38	183	4.8	2
19.	Tommy Vardell	California • 1991	39	182	4.7	0
20.	Mike Mitchell	San Jose State • 1994	21	179	8.5	3
21.	Toby Gerhart	at USC • 2009	29	178	6.1	3
22.	Darrin Nelson	at California • 1978	17	177	10.4	2
	Stepfan Taylor	vs. Oklahoma St. • 2012	35	177	5.1	2
24.	Kevin B. Scott	Washington State • 1984	15	174	11.6	3
25.	Tyler Gaffney	UCLA • 2013	36	171	4.8	2
26.	Jon Volpe	San Diego State • 1988	31	165	5.3	3
27.	Chuck Smalling	Army • 1929	27	162	6.0	--
	J.R. Lemon	Washington • 2004	19	162	8.5	3
29.	Bobby Grayson	San Jose State • 1934	28	161	5.8	--
	Dave Lewis	Tulane • 1966	14	161	11.5	--
	Stepfan Taylor	at Oregon • 2012	33	161	4.9	0
32.	Brad Muster	at Oregon State • 1987	20	159	8.0	2
33.	Tyler Gaffney	at USC • 2013	24	158	6.6	2
34.	Anthony Kimble	at Washington • 2008	15	157	10.5	2
	Tyler Gaffney	Oregon • 2013	45	157	3.5	1
36.	George Bogue	Unknown opponent • 1926	27	156	5.8	--
37.	Lloyd Merriman	San Francisco • 1946	23	155	6.7	--
	Mike Dotterer	at Washington State • 1982	24	155	6.5	2
39.	Darrin Nelson	at Washington • 1981	24	154	6.4	3
40.	Ron Inge	Washington State • 1975	9	153	17.0	3
	Stepfan Taylor	at Arizona • 2011	22	153	7.0	0
	Stepfan Taylor	USC • 2012	27	153	5.7	1
43.	Biff Hoffman	California • 1927	31	152	4.9	--
	Bobby Grayson	vs. Columbia • 1934	28	152	5.4	0
	Chuck Shea	California • 1957	27	152	5.6	--
46.	Brad Muster	at Oregon • 1986	25	151	6.0	3
	J.R. Lemon	Arizona State • 2003	34	151	4.4	2
48.	Anthony Bookman	Oregon • 1997	17	150	8.8	2
49.	Toby Gerhart	San Jose State • 2008	22	148	6.7	1
50.	Mike Mitchell	USC • 1996	22	147	6.7	1
	Toby Gerhart	Oregon State • 2008	19	147	7.7	2

Passing

Rank	Player	Opponent • Season	PA	PC	Yds	Int.	TD
1.	Todd Husak	Oregon State • 1998	48	26	450	2	2
2.	Steve Dils	at Washington State • 1978	51	32	430	0	5
3.	Andrew Luck	at Arizona • 2009	35	21	423	1	3
4.	Todd Husak	at UCLA • 1998	45	25	419	0	1
5.	John Elway	at Purdue • 1981	44	33	418	1	1
6.	Steve Stenstrom	at UCLA • 1994	45	28	408	1	2
	John Paye	at Oregon • 1985	47	31	408	3	3
8.	Steve Stenstrom	Oregon State • 1993	37	28	407	0	3
	Steve Stenstrom	at Oregon • 1993	41	29	407	0	3
	John Elway	at Ohio State • 1982	63	35	407	3	2
11.	Dick Norman	California • 1959	39	34	401	0	1
12.	Chris Lewis	California • 2001	38	20	390	3	4
13.	Jason Palumbis	San Jose State • 1990	39	27	387	1	1
14.	John Paye	at San Diego State • 1985	56	40	385	0	0
15.	Steve Smith	San Jose State • 1989	52	28	384	2	3
16.	Steve Stenstrom	Colorado • 1993	42	30	382	2	5
17.	John Elway	Oregon State • 1982	29	23	381	0	5
	Jim Plunkett	California • 1969	41	22	381	3	2
19.	John Elway	at Washington State • 1980	36	29	379	1	5
20.	Guy Benjamin	at UCLA • 1976	53	35	378	1	2
21.	Guy Benjamin	at Washington • 1977	47	28	376	1	3
22.	Steve Stenstrom	at Northwestern • 1994	38	25	374	0	1
23.	Randy Fasani	San Jose State • 2000	42	18	373	1	4
24.	Andrew Luck	Colorado • 2011	33	26	370	1	3
25.	Chad Hutchinson	Oregon • 1996	41	27	365	0	3
	John Paye	Texas • 1985	40	27	365	0	3
27.	John Paye	Washington • 1986	47	28	364	1	2
	Todd Husak	at Arizona • 1999	35	21	364	0	1
29.	John Elway	at Washington • 1981	51	27	361	1	2
30.	Steve Stenstrom	at Notre Dame • 1994	59	37	360	0	2
	Jason Palumbis	USC • 1990	45	30	360	1	3
	Steve Dils	Washington • 1978	39	27	360	3	2
	Josh Nunes	Arizona • 2012	34	21	360	0	2
34.	John Elway	Arizona • 1982	33	22	359	1	1
35.	Jim Plunkett	at Purdue • 1969	46	23	355	0	4
36.	Jason Palumbis	Washington State • 1990	30	23	353	0	3
	John Paye	San Jose State • 1983	42	21	353	1	1
38.	John Elway	at UCLA • 1982	39	29	352	1	2
39.	Mark Butterfield	Washington • 1995	35	22	348	2	3
40.	Andrew Luck	vs. Oklahoma St. • 2012	31	27	347	1	2
41.	Steve Stenstrom	California • 1993	51	27	346	2	1
	T.C. Ostrander	UCLA • 2007	59	27	346	0	2
43.	Mark Butterfield	at USC • 1995	47	29	345	0	1
44.	Andrew Luck	at Oregon • 2010	46	29	341	2	2
45.	Steve Stenstrom	at Arizona • 1993	47	30	339	4	2
46.	Andrew Luck	at Washington St. • 2011	36	23	336	1	4
47.	Todd Husak	at Arizona State • 1998	48	24	335	1	2
48.	Todd Husak	Notre Dame • 1999	34	24	334	1	2
49.	John Elway	at Purdue • 1982	36	29	333	1	4
50.	Steve Stenstrom	Oregon • 1992	40	26	331	2	1

Receiving

Rank	Player	Opponent • Season	Rec.	Yds.	Avg.	TD
1.	Troy Walters	UCLA • 1999	9	278	30.9	3
2.	Darrin Nelson	Arizona State • 1981	9	237	26.3	2
3.	Justin Armour	at UCLA • 1994	11	220	20.0	1
4.	Troy Walters	at USC • 1997	11	209	19.0	2
5.	Troy Walters	at UCLA • 1998	10	192	19.2	0
	James Lofton	at Washington • 1977	12	192	16.0	3
	Mark Harris	at Oregon • 1993	12	189	15.8	1
8.	Mark Harris	at USC • 1995	10	187	18.7	2
9.	Troy Walters	San Jose State • 1999	10	186	18.6	2
10.	Mark Bradford	Arizona State • 2005	9	185	20.6	2
11.	Troy Walters	Notre Dame • 1999	8	183	22.9	2
12.	Emile Harry	Arizona • 1983	10	179	17.9	2
13.	Richard Sherman	at Washington • 2006	6	177	29.5	1
14.	DeRonnie Pitts	USC • 2000	13	176	13.5	0
	Ed McCaffrey	Washington State • 1990	7	176	25.1	3
16.	Chris Walsh	at USC • 1991	9	174	19.3	2
17.	Coby Fleener	vs. Virginia Tech • 2011	6	173	28.8	3
18.	Luke Powell	San Jose State • 2003	12	172	14.3	2
	Tony Hill	at UCLA • 1976	10	172	17.2	2
	Eric Cross	at Hawaii • 1972	14	172	12.3	1
21.	Gene Washington	Washington • 1968	6	170	28.3	2
	Gene Washington	San Jose State • 1968	5	170	34.0	3
23.	DeRonnie Pitts	at Arizona State • 1998	7	169	24.1	2
	Troy Walters	Oregon • 1997	13	169	13.0	2
	Brad Muster	at Oregon • 1985	14	169	12.1	2
26.	Troy Walters	at Arizona • 1999	8	168	21.0	0
	Mike Tolliver	at Purdue • 1981	8	168	21.0	0
	Miles Moore	at Army • 1971	5	168	33.6	2
29.	Jeff James	Texas • 1985	10	167	16.7	2
	Darrin Nelson	at Washington State • 1980	11	167	15.2	2
31.	Troy Walters	San Jose State • 1997	8	166	20.8	0
32.	Ed McCaffrey	San Jose State • 1989	10	165	16.5	2
	Chris Owusu	Arizona • 2010	9	165	18.3	1
34.	Mark Harris	Washington • 1995	9	163	18.1	0
	Glyn Milburn	San Jose State • 1990	8	163	20.4	1
36.	Jeff James	at Texas • 1986	9	162	18.0	3
37.	Emile Harry	Washington • 1984	5	161	32.2	1
38.	Mark Harris	Arizona State • 1993	7	160	22.9	1
	Ty Montgomery	California • 2013	5	160	32.0	4
40.	Troy Walters	Oregon State • 1998	6	159	26.5	0
	Jon Pinckney	UCLA • 1991	5	159	31.8	1
42.	Luke Powell	at San Jose State • 2001	6	158	26.3	1
	DeRonnie Pitts	at Oregon • 1998	10	158	15.8	1
44.	Justin Armour	Colorado • 1993	10	155	15.5	3
45.	Jeff James	at San Diego State • 1987	6	154	25.7	0
46.	Mark Bradford	at Oregon • 2003	7	153	21.9	0
	Justin Armour	USC • 1994	8	153	19.1	0
	Andre Kirwan	Oregon State • 1993	9	153	17.0	1
49.	Vincent White	San Jose State • 1982	9	152	16.9	3
	Miles Moore	Oregon • 1971	4	152	38.0	2
	Luke Powell	California • 2001	5	152	30.4	2

Team Game Highs and Lows

Rushing

Rushing Yards

1.	446	Washington.....	2011
2.	439	at Oregon State.....	1981
3.	416	Tulane.....	1966
4.	395	Washington State.....	1975
5.	394	Harvard.....	1949
6.	349	Idaho.....	1949
7.	344	Washington State.....	2008
8.	337	San Jose State.....	1977
9.	327	Oregon.....	1981
10.	325	at USC.....	2009

Fewest Rushing Yards

1.	-34	UCLA.....	1997
2.	-33	Arizona.....	1992
3.	-16	USC.....	1972
4.	-13	USC.....	1980
5.	-12	at Oregon State.....	2003
6.	-11	Notre Dame.....	2005
7.	-8	Penn State.....	1973
	-8	Oregon.....	2004
	-8	at Oregon State.....	2007
10.	-6	at USC.....	1989
	-6	Arizona.....	2006

Rushing Yards Allowed

1.	621	UCLA.....	1973
2.	531	at Michigan.....	1976
3.	453	at USC.....	1977
4.	413	at Colorado.....	1987
5.	395	Oklahoma.....	1983
6.	388	Washington.....	2007
	388	at Oregon.....	2010
8.	380	Texas.....	1985
9.	375	Oklahoma.....	1978
10.	373	Oregon.....	1979

Fewest Rushing Yards Allowed

1.	-36	at California.....	1998
2.	-31	San Jose State.....	1985
3.	-26	Washington State.....	2014
4.	-21	at Colorado.....	2012
5.	-18	Washington State.....	2012
6.	-13	at Washington.....	1971
7.	-5	at Brigham Young.....	2003
8.	-4	at UCLA.....	1992
9.	2	at Oregon State.....	1987
10.	3	at Oregon.....	1970
	3	at California.....	2012

Passing

Passing Yards

1.	581	Arizona State.....	1981
2.	465	UCLA.....	1999
3.	450	Oregon State.....	1998
4.	434	at Arizona.....	2009
5.	430	at Washington State.....	1978
6.	422	at UCLA.....	1998
7.	418	at Purdue.....	1981
8.	417	San Jose State.....	1982
	417	vs. California.....	2013
10.	413	Oregon State.....	1993

Fewest Passing Yards

1.	51	at UCLA.....	2008
2.	56	at Brigham Young.....	2003
3.	58	Arizona.....	2006
4.	62	at California.....	1984
5.	66	at Arizona State.....	2006
6.	75	at UCLA.....	2002
7.	83	at UCLA.....	1984
8.	85	at Washington State.....	1982
9.	88	at Oregon State.....	2013
10.	91	UCLA.....	2003
	91	Oregon State.....	2008

Most Passing Yards Allowed

1.	536	at San Diego State.....	1987
2.	511	Arizona State.....	1981
3.	491	Arizona.....	2012
4.	463	Oregon.....	2005
5.	449	at Washington State.....	2007
6.	441	at Oregon State.....	2003
7.	432	Notre Dame.....	2005
8.	429	at Purdue.....	1969
9.	421	at Arizona State.....	2002
10.	418	Arizona State.....	2001
	418	Oklahoma (Sun Bowl).....	2009

Fewest Passing Yards Allowed

1.	9	Army.....	2014
2.	12	at Oregon State.....	1971
3.	14	at Oregon State.....	1992
4.	15	at Michigan.....	1976
5.	18	at Duke.....	1972
	18	Washington State.....	1969
7.	21	Illinois.....	1974
8.	25	at Illinois.....	1978
9.	26	Michigan (Rose Bowl).....	1972
10.	29	UCLA.....	1973
	29	Oregon State.....	1972

Total Offense

Most Yards Gained

1.	693	Arizona State.....	1981
2.	684	at Oregon State.....	1981
3.	681	San Jose State.....	1968
4.	672	UCLA.....	1999
5.	664	at Washington State.....	1980
6.	658	at Washington State.....	1970
7.	634	San Jose State.....	1969
8.	617	Arizona.....	2012
9.	615	Washington.....	2011
10.	614	San Jose State.....	2000

Fewest Yards Gained

1.	52	Arizona.....	2006
2.	116	at Tulane.....	1979
3.	133	at Oregon State.....	2003
4.	134	at USC.....	1989
5.	143	Arizona.....	1992
6.	145	at Arizona State.....	2006
7.	146	UCLA.....	1987
8.	164	Arizona State.....	1984
9.	166	at UCLA.....	2006
10.	169	at California.....	1972

Most Yards Allowed

1.	743	Arizona State.....	1981
2.	670	at Washington.....	1999
3.	664	at Oregon.....	1998
4.	663	at Oregon State.....	2003
	663	Notre Dame.....	2005
6.	651	at UCLA.....	1982
7.	650	UCLA.....	1973
8.	626	at Oregon.....	2010
9.	624	UCLA.....	2007
10.	617	Arizona.....	2012

Fewest Yards Allowed

1.	76	at Colorado.....	2012
2.	80	San Jose State.....	1971
3.	107	at Washington.....	2010
4.	109	Washington State.....	1969
5.	115	UC Davis.....	2014
6.	123	California.....	1971
7.	126	at California.....	1968
8.	130	California.....	1999
9.	136	Oregon State.....	1991
10.	139	Duke.....	1971

Pass Attempts

No.	Att.	Yards	Season
1.	513	3,516	1998
2.	474	3,709	1993
3.	439	2,874	1985
4.	437	2,604	1989
5.	429	3,157	1978
6.	424	2,536	2007
7.	422	3,311	1982
	422	3,358	1994
9.	421	3,215	1970
10.	420	2,802	1983
	420	3,712	1999

Passing Touchdowns

No.	TD	Season
1.	38	2011
2.	32	2010
3.	27	1980
	27	1993
	27	1978
6.	26	1969
	26	2001
8.	25	1979
	25	1982
	25	1999

Passing Yards Per Game

No.	Avg.	G	Yards	Season
1.	337.2	11	3,709	1993
2.	319.6	11	3,516	1998
3.	309.3	12	3,712	1999
4.	305.3	11	3,358	1994
5.	301.0	11	3,311	1982
6.	295.8	10	2,958	1969
7.	278.7	11	3,066	1981
	278.7	13	3,623	2011
9.	267.9	12	3,215	1970
10.	265.5	11	2,921	1980
11.	263.1	12	3,157	1978
12.	261.3	11	2,874	1985
13.	260.4	12	3,125	1977
14.	258.7	13	3,363	2010
15.	254.7	11	2,802	1983
16.	252.1	10	2,521	1968
17.	251.2	11	2,763	1990
18.	248.4	12	2,981	2001
19.	247.3	11	2,720	2004
20.	243.9	11	2,683	1997

Completion Percentage

No.	Pct.	Att.	Comp.	Int.	TD	Season
1.	.712	417	297	10	38	2011
2.	.702	379	266	8	32	2010
3.	.672	439	295	15	10	1985
4.	.667	366	244	11	11	1990
5.	.655	383	251	12	27	1980
6.	.651	381	248	8	20	2014
7.	.650	474	308	14	27	1993
8.	.635	422	268	13	25	1982
9.	.632	408	258	15	23	1977
10.	.625	429	268	17	27	1978

Scoring**Most Points**

No.	Total	TD	PAT	2-PT	FG	Saf.	Season
1.	561	73	68	1	17	1	2011
2.	524	68	61	2	17	0	2010
3.	461	59	53	3	16	0	2009
4.	452	56	54	0	20	1	2013
5.	422	55	48	4	12	0	2001
6.	418	53	49	0	15	3	1999
7.	390	49	45	0	17	0	2012
8.	368	49	46	0	8	2	1991
9.	353	44	44	0	15	0	2014
10.	349	46	41	0	10	1	1969

• Since 1951

Fewest Points

No.	Total	TD	PAT	2-PT	FG	Saf.	Season
1.	93	13	6	3	1	0	1958
2.	105	15	9	0	0	0	1961
3.	111	15	8	2	3	0	1960
4.	123	19	9	0	0	0	1954
5.	124	17	7	3	3	0	1962
6.	127	15	13	0	8	0	2006
7.	144	18	13	1	7	0	1965
8.	149	19	13	2	6	0	1966
9.	150	18	15	0	9	0	1964
10.	154	18	12	4	8	1	1963

• Since 1951

Most Points Per Game

No.	PPG	Games	Points	Season
1.	43.2	13	561	2011
2.	40.3	13	524	2010
3.	35.5	13	461	2009
4.	35.2	12	422	2001
5.	34.9	10	349	1969
6.	34.8	12	418	1999
7.	32.3	14	452	2013
8.	30.7	12	368	1991
9.	29.8	11	328	1982
10.	29.7	11	327	1994

• Since 1951

Fewest Points Per Game

No.	PPG	Games	Points	Season
1.	9.3	10	93	1958
2.	10.5	10	105	1961
3.	10.6	12	127	2006
4.	11.1	10	111	1960
5.	12.3	10	123	1954
6.	12.4	10	124	1962
7.	14.4	10	144	1965
8.	14.5	11	159	1983
9.	14.9	10	149	1966
10.	15.0	10	150	1964

• Since 1951

Total Offense**Most Yards Gained**

No.	Yds.	Rush	Pass	Season
1.	6,361	2,738	3,623	2011
2.	6,142	2,779	3,363	2010
3.	5,675	2,904	2,771	2013
4.	5,559	2,837	2,722	2009
5.	5,397	1,685	3,712	1999
6.	5,317	2,336	2,981	2001
7.	5,242	2,440	2,802	2012
8.	5,129	1,972	3,157	1978
9.	5,122	1,997	3,125	1977
10.	5,095	1,880	3,215	1970

Fewest Yards Gained

No.	Yds.	Rush	Pass	Season
1.	2,377	1,476	901	1961
2.	2,530	1,217	1,313	1960
3.	2,559	1,642	917	1963
4.	2,728	1,453	1,275	1954
5.	2,756	1,673	1,083	1964
6.	2,758	1,544	1,214	1962
7.	2,783	781	2,002	2006
8.	2,830	1,249	1,581	1958
9.	2,914	1,742	1,172	1967
10.	2,918	1,668	1,250	1966

Most Yards Gained Per Game

No.	YPG	Yards	Games	Season
1.	491.9	4,919	10	1969
2.	489.3	6,361	13	2011
3.	472.5	6,142	13	2010
4.	449.8	5,397	12	1999
5.	444.5	4,889	11	1994
6.	443.6	4,880	11	1981
7.	443.1	5,317	12	2001
8.	432.6	4,759	11	1980
9.	427.4	5,129	12	1978
10.	426.8	5,122	12	1977

• Since 1951

Fewest Yards Gained Per Game

No.	YPG	Yards	Games	Season	
1.	231.9	2,783	12	2006	
2.	237.7	2,377	10	1961	
3.	253.0	2,530	10	1960	
4.	255.9	2,559	10	1963	
5.	272.8	2,728	10	1954	
6.	275.6	2,756	10	1964	
7.	275.8	2,758	10	1962	
8.	283.0	2,830	10	1958	
		283.0	3,113	11	2003
10.	287.9	3,167	11	1973	

• Since 1951

Rushing Defense

Fewest Rushing Yards Allowed Per Game

No.	Avg.	G	Yards	Season
1.	84.4	13	1,097	2011
2.	89.4	14	1,251	2013
3.	97.0	14	1,358	2012
4.	104.5	13	1,358	2014
5.	110.2	10	1,102	1969
6.	111.9	12	1,343	2001
7.	112.5	12	1,350	1986
8.	120.8	13	1,571	2010
9.	123.6	13	1,607	1992
10.	124.9	11	1,374	1989

• Since 1953

Most Rushing Yards Allowed Per Game

No.	Avg.	G	Yards	Season
1.	248.0	12	2,976	1977
2.	246.6	10	2,466	1958
3.	232.8	10	2,328	1959
4.	231.0	11	2,541	1975
5.	228.8	11	2,517	1993
6.	226.5	10	2,265	1960
7.	223.0	10	2,230	1956
8.	221.1	11	2,432	1973
9.	219.4	11	2,413	1979
10.	214.6	11	2,361	1983

• Since 1953

Passing Defense

Fewest Passing Yards Allowed Per Game

No.	Avg.	G	Yards	Season
1.	77.0	10	770	1961
2.	85.0	10	850	1956
3.	89.7	10	897	1958
4.	95.0	10	950	1955
5.	95.7	10	957	1965
6.	97.3	12	1,168	1971
7.	103.6	10	1,036	1953
8.	109.8	10	1,098	1962
9.	112.5	11	1,237	1972
10.	112.7	10	1,127	1960

• Since 1953

Most Passing Yards Allowed Per Game

No.	Avg.	G	Yards	Season
1.	296.3	11	3,259	2003
2.	288.3	12	3,459	1999
3.	285.9	11	3,145	2005
4.	274.1	12	3,289	2001
5.	266.2	12	3,194	2007
6.	264.8	13	3,442	2009
7.	262.9	11	2,892	1998
8.	255.1	11	2,806	1987
9.	253.8	14	3,553	2013
10.	253.2	13	3,292	2011

• Since 1953

Scoring Defense

Fewest Points Allowed Per Game

No.	PPG	G	Points	Season
1.	11.3	12	135	1971
2.	13.5	10	135	1955
3.	13.8	10	138	1964
4.	14.6	10	146	1966
5.	14.8	10	148	1953
6.	14.9	10	149	1965
7.	15.1	13	196	1992
8.	15.8	10	158	1957
9.	15.9	12	191	1986
10.	16.2	10	162	1968

• Since 1951

Most Points Allowed Per Game

No.	PPG	G	Points	Season
1.	35.4	11	389	1993
2.	34.3	11	377	2002
3.	33.2	11	365	1998
4.	32.6	11	359	1994
5.	31.4	12	377	2006
6.	30.6	11	337	2005
7.	30.3	12	364	1999
8.	29.5	11	324	2003
9.	28.8	11	317	1997
10.	28.5	11	313	1985

• Since 1951

Total Defense

Fewest Yards Allowed Per Game

No.	YPG	Yards	G	Season
1.	226.2	2,714	12	1971
2.	236.1	2,361	10	1965
3.	242.3	2,423	10	1955
4.	267.5	2,675	10	1964
5.	269.6	2,696	10	1962
6.	274.0	2,740	10	1953
7.	275.8	2,758	10	1967
8.	279.4	3,632	13	1992
9.	280.3	2,803	10	1966
10.	282.4	3,671	13	2014

• Since 1953

Most Yards Allowed Per Game

No.	YPG	Yards	G	Season
1.	465.4	5,119	11	1993
2.	443.5	4,879	11	1998
3.	442.7	5,312	12	1999
4.	441.9	4,861	11	2005
5.	435.5	5,226	12	2007
6.	433.8	4,772	11	2003
7.	428.5	4,714	11	1982
8.	407.6	4,483	11	1987
9.	407.2	4,886	12	1995
10.	404.5	4,450	11	1980

• Since 1953

Interceptions

		Int.	Yds.	Avg.
1955	Tony Mosich	2	28	14.0
	Gordy Young	2	12	6.0
1956	Five tied	1	--	--
1957	Jack Taylor	3	129	43.0
1958	Roch Conklin	2	30	15.0
	Bob Nicolet	2	12	6.0
1959	Ben Robinson	1	--	--
	Skip Face	1	--	--
	Mac Wylie	1	--	--
1960	Six tied	1	--	--
1961	Gary Craig	4	80	20.0
1962	Dick Ragsdale	3	23	7.7
1963	Dick Ragsdale	3	30	10.0
1964	Dick Ragsdale	5	67	13.4
1965	Craig Ritchey	3	63	21.0
	Dale Rubin	3	26	8.7
1966	Dave Nelson	5	78	15.6
1967	Marty Brill	3	60	20.0
	Tom Massey	3	23	7.7
	Dick Oliver	3	52	17.3
	Donn Renwick	3	0	0.0
1968	Tom Massey	4	35	8.8
	Dennis Moore	4	41	10.3
1969	Jim Kauffman	3	18	6.0
	Rich Keller	3	62	20.8
1970	Jack Schultz	4	63	15.8
1971	Benny Barnes	8	111	13.9
1972	Steve Murray	6	45	7.5
1973	Jim Kaffen	7	58	8.3
1974	Paul Skrabo	4	40	10.0
1975	Rich Waters	4	50	12.5
1976	Gordy Ceresino	3	41	13.6
	Savann Thompson	3	21	7.0
	Rich Waters	3	48	16.0
1977	Ray Cardinalli	2	43	21.5
	Robert Chapman	2	12	6.0
	John Pigott	2	7	3.5
	Rick Parker	2	8	4.0
1978	Steve Budinger	5	50	10.0
1979	Rick Gervais	4	0	0.0
1980	Kevin Baird	3	65	21.7
1981	Charles Hutchings	2	15	7.5
	Dave Morze	2	36	18.0
1982	Charles Hutchings	5	54	10.8
1983	Vaughn Williams	4	21	5.2
1984	Toi Cook	4	29	7.3
	Mark Hashimoto	4	0	0.0
	Eric Price	4	72	18.0
1985	Toi Cook	5	116	23.2
1986	Toi Cook	8	131	16.4
1987	Brad Humphreys	6	14	2.3
1988	Brad Cook	4	77	19.3
1989	Albert Richardson	5	19	3.8
1990	Kevin T. Scott	3	19	6.3
1991	Albert Richardson	2	18	9.0
1992	Vaughn Bryant	6	37	6.2
1993	Vaughn Bryant	4	79	19.8
1994	Leroy Pruitt	4	12	3.0
1995	Josh Madsen	4	33	8.3
	Leroy Pruitt	4	68	17.0
1996	Tim Smith	4	55	13.8
	Josh Madsen	4	62	15.5
1997	Chris Johnson	3	49	16.3
1998	Tim Smith	6	69	11.5
1999	Tim Smith	6	86	14.3

		Int.	Yds.	Avg.
2000	Ryan Fernandez	3	0	0.0
	Aaron Focht	3	2	0.7
	Brian Taylor	3	56	18.7
	Tank Williams	3	10	3.3
2001	Tank Williams	5	22	4.4
2002	Leigh Torrence	3	55	18.3
	Oshiomogho Atogwe	3	43	14.3
2003	Trevor Hooper	3	66	22.0
2004	Oshiomogho Atogwe	4	33	8.2
	Leigh Torrence	4	24	6.0
2005	Brandon Harrison	3	0	0.0
2006	Bo McNally	2	49	24.5
2007	Nick Sanchez	4	0	0.0
2008	Bo McNally	4	65	16.2
2009	Bo McNally	2	82	41.0
	Richard Sherman	2	43	21.5
	Delano Howell	2	4	2.0
2010	Delano Howell	5	0	0.0
2011	Michael Thomas	3	131	43.7
2012	Ed Reynolds	6	301	50.2
2013	Jordan Richards	3	55	18.3
2014	Jordan Richards	3	0	0.0
	Blake Martinez	3	2	0.7

Tackles

		Solo	Assist	Total
1965	Bob Rath	--	--	108
1966	Marty Brill	--	--	83
1967	Blaine Nye	--	--	104
1968	Don Parish	--	--	143
1969	Don Parish	--	--	141
1970	Jeff Siemon	--	--	98
1971	Jeff Siemon	--	--	121
1972	Rich Merlo	--	--	164
1973	Pat Donovan	--	--	109
1974	Drew Palin	68	86	154
1975	Duncan McColl	59	80	139
1976	Gordy Ceresino	85	74	159
1977	Gordy Ceresino	111	85	196
1978	Gordy Ceresino	86	81	167
1979	Chuck Evans	83	35	118
1980	Craig Zellmer	58	50	108
1981	Dave Morze	50	35	85
1982	Vaughn Williams	63	31	94
1983	Dave Wyman	92	52	144
1984	Dave Wyman	68	60	128
1985	Matt Soderlund	26	113	139
1986	Dave Wyman	56	117	173
1987	Kevin Richardson	32	81	113
1988	Jono Tunney	59	96	155
1989	Jono Tunney	44	58	102
1990	Jono Tunney	38	44	82
1991	Seyon Albert	54	21	75
1992	John Lynch	38	45	83
1993	Toby Norwood	61	36	97
1994	Coy Gibbs	51	33	84
1995	Mike Hall	68	47	115
1996	Jon Haskins	61	47	108
1997	Chris Draft	63	18	81
1998	Tim Smith	82	27	109
1999	Marc Stockbauer	57	48	105
2000	Coy Wire	57	24	81
2001	Coy Wire	55	48	103
2002	Oshiomogho Atogwe	47	24	71
2003	Oshiomogho Atogwe	54	36	90
2004	Oshiomogho Atogwe	46	31	77
2005	Kevin Schimmelmann	52	34	86
2006	Michael Okwo	57	38	95
2007	Bo McNally	71	43	114
2008	Bo McNally	53	23	76
2009	Bo McNally	55	28	83
2010	Shayne Skov	50	34	84
2011	Jarek Lancaster	44	26	70
2012	Shayne Skov	43	38	81
2013	Shayne Skov	62	47	109
2014	Blake Martinez	53	49	102

Sacks

		No.	Yards
1976	Duncan McColl	17	--
1977	Chuck Evans	3	--
1978	Chuck Evans	7	--
1978	Milt McColl	7	--
1979	Chuck Evans	5	--
1980	Milt McColl	4	--
1980	Doug Rogers	4	--
1981	Tom Hall	4	--
1981	Garin Veris	4	--
1982	Garin Veris	9	--
1983	Garin Veris	7	--
1984	Garin Veris	5	65
1985	Tony Leiker	4	45
1986	Lester Archambeau	8	52
1987	Lester Archambeau	7	41
1988	Rob Hinckley	13	109
1989	Jono Tunney	6	47
1990	Ron George	10	64
1991	Ron George	8	58
1992	Ron George	15	107
1993	Damon Phillips	3	28
	Jason White	3	12
1994	Jason Fisk	6	39
1995	Carl Hansen	8	46
1996	Kailee Wong	14	105
1997	Kailee Wong	12	77
1998	Riall Johnson	6	37
1999	Riall Johnson	14	122
2000	Riall Johnson	15	110
2001	Matt Leonard	4.5	34
2002	Amon Gordon	4	65
2003	Babatunde Oshinowo	4	30
2004	Jon Alston	10	100
2005	Julian Jenkins	7	47
2006	Trevor Hooper	2.5	20
2007	Clinton Snyder	8	66
2008	Thomas Keiser	6	33
2009	Thomas Keiser	9	70
2010	Chase Thomas	7.5	56
	Shayne Skov	7.5	51
2011	Chase Thomas	8.5	73
2012	Trent Murphy	10	56
2013	Trent Murphy	15	119
2014	Henry Anderson	8.5	55

Tackles for Loss

		No.	Yards
1974	Drew Palin	9	48
	Pat Donovan	9	28
1975	Duncan McColl	26	87
1976	Duncan McColl	23	122
1977	Gordy Ceresino	8	33
1978	Chuck Evans	17	98
1979	Chuck Evans	11	50
1980	Milt McColl	8	27
1981	Tom Hall	9	49
1982	Garin Veris	16	84
1983	Garin Veris	12	46
1984	Garin Veris	16	120
1985	Tom Prukop	8	36
1986	Chris Weber	12.5	55
1987	Lester Archambeau	13	52
1988	Rob Hinckley	22	133
1989	Jono Tunney	12	62
1990	Ron George	28	144
1991	Ron George	18	94
1992	Ron George	26	142
1993	Toby Norwood	10	35
1994	Jason Fisk	11	49
1995	Carl Hansen	10	52
1996	Kailee Wong	24	134
1997	Kailee Wong	22	110
1998	Donnie Spragan	12	56
1998	Riall Johnson	12	53
1999	Willie Howard	20	86
2000	Riall Johnson	20	130
2001	Coy Wire	13	50
2002	Matt Leonard	8	38
2003	Jared Newberry	10	37
2004	Jon Alston	14.5	109
2005	Babatunde Oshinowo	10.5	51
2006	Tim Sims	5.5	27
	Pannel Egboh	5.5	17
2007	Pat Maynor	16.5	80
2008	Pat Maynor	8.5	39
2009	Thomas Keiser	15	84
2010	Chase Thomas	11.5	63
2011	Chase Thomas	17.5	96
2012	Trent Murphy	18	87
2013	Trent Murphy	23.5	147
2014	Henry Anderson	15.0	72

Interceptions

	No.	Yds.	Avg.	TD
1951	20	65	3.3	--
1952	22	378	17.2	--
1953	20	139	7.0	--
1954	13	514	39.5	--
1955	13	215	16.5	0
1956	5	39	7.8	0
1957	12	198	16.5	0
1958	11	91	8.3	0
1959	11	125	11.4	0
1960	6	78	13.0	0
1961	16	200	12.5	0
1962	14	141	10.1	0
1963	12	49	4.1	0
1964	19	223	11.7	2
1965	11	168	15.3	0
1966	15	164	10.9	0
1967	18	159	8.8	1
1968	19	181	9.5	0
1969	19	198	10.4	2
1970	18	221	12.3	2
1971	22	230	10.5	0
1972	26	362	13.9	2
1973	18	108	6.0	0
1974	17	115	6.8	0
1975	16	262	16.4	2
1976	14	131	9.4	1
1977	13	118	9.1	0
1978	20	245	11.7	1
1979	16	201	12.6	0
1980	13	102	7.8	0
1981	8	54	6.8	1
1982	22	224	10.1	1
1983	11	66	6.0	1
1984	18	226	12.6	1
1985	13	146	11.2	1
1986	22	262	11.9	1
1987	18	137	7.6	0
1988	21	236	11.2	1
1989	12	69	5.8	0
1990	9	67	7.5	0
1991	8	88	11.0	1
1992	20	234	11.7	2
1993	9	139	15.4	1
1994	10	93	9.3	0
1995	15	126	8.4	0
1996	22	265	12.0	2
1997	13	200	15.4	2
1998	15	110	7.3	0
1999	17	289	17.0	2
2000	17	136	8.0	0
2001	16	108	6.8	0
2002	16	266	16.6	1
2003	9	95	10.6	0
2004	16	123	7.7	0
2005	12	70	5.8	1
2006	7	147	21.0	2
2007	11	100	9.1	1
2008	7	102	14.6	1
2009	8	152	19.0	2
2010	18	153	8.5	1
2011	7	131	18.7	1
2012	15	359	23.1	4
2013	13	172	13.2	3
2014	12	68	5.7	0

Sacks

	No.	Yds.
1974	37.0	--
1975	--	--
1976	41.0	--
1977	13.0	--
1978	27.0	--
1979	17.0	--
1980	15.0	--
1981	22.0	--
1982	27.0	--
1983	13.5	--
1984	27.5	233
1985	17.5	112
1986	40.5	217
1987	33.0	222
1988	41.0	299
1989	20.0	147
1990	31.0	210
1991	17.0	112
1992	39.0	242
1993	17.0	117
1994	31.0	99
1995	22.0	120
1996	39.0	259
1997	32.0	193
1998	28.0	193
1999	48.0	366
2000	30.0	209
2001	21.0	165
2002	24.0	222
2003	22.0	158
2004	30.0	231
2005	32.0	212
2006	14.0	111
2007	37.0	284
2008	34.0	252
2009	21.0	173
2010	36.0	241
2011	39.0	301
2012	57.0	346
2013	44.0	310
2014	46.0	338

All-Time Records vs. Opponents

Opponent	Won	Lost	Tied	First Game	Last Game	Opponent	Won	Lost	Tied	First Game	Last Game
Air Force	4	3	0	1958	1970	Northwestern	3	1	2	1933	1994
Alabama	0	1	1	1927	1935	Notre Dame	10	19	0	1954	2014
Arizona	14	14	0	1979	2012	Occidental	4	0	0	1923	1926
Arizona State	13	17	0	1978	2014	Ohio State	3	2	0	1955	1982
Arkansas	1	0	0	1970	1970	Oklahoma	1	4	0	1978	2009
Army	7	5	0	1928	2014	Oklahoma State	0	1	0	2012	2012
Boston College	2	2	0	1979	2002	Oregon	46	31	1	1900	2014
Brigham Young	2	0	0	2003	2004	Oregon State	53	25	3	1919	2014
California	60	46	11	1892	2014	Pacific	4	1	0	1953	1968
Cal Tech	3	0	0	1926	1930	Penn State	1	4	0	1973	1992
Chicago	1	1	0	1894	1894	Pittsburgh	1	2	0	1922	1932
Clemson	0	1	0	1986	1986	Purdue	1	3	0	1969	1982
Colorado	5	3	0	1904	2012	Rice	1	3	0	1959	1964
Columbia	0	2	1	1904	1937	Sacramento State	1	0	0	2010	2010
Cornell	1	0	0	1991	1991	Saint Mary's	2	1	0	1919	1927
Dartmouth	4	0	0	1930	1939	Saint Mary's Pre-Flight	1	0	0	1942	1942
Duke	3	1	0	1971	2012	San Diego State	3	1	0	1985	1988
East Carolina	0	1	0	1995	1995	San Francisco	8	0	0	1932	1950
Fresno State	3	0	0	1926	1928	San Jose State	52	14	1	1900	2013
Georgia	1	0	0	1978	1978	Santa Clara	22	11	2	1912	1952
Georgia Tech	0	2	0	1991	2001	Southern Methodist	1	0	0	1936	1936
Harvard	1	0	0	1949	1949	Texas	2	2	0	1985	2000
Hawaii	3	0	0	1946	1972	Texas A&M	0	1	0	1992	1992
Idaho	6	1	0	1923	1949	Texas Christian	0	2	0	2007	2008
Illinois	6	4	0	1952	1984	Tulane	7	1	0	1961	1980
Kansas	1	0	0	1967	1967	UC Davis	2	1	0	1932	2014
Louisiana State	1	0	0	1977	1977	UCLA	38	45	3	1925	2014
Maryland	1	0	0	2014	2014	USC	29	60	3	1905	2014
Michigan	3	6	1	1902	1976	Utah	3	4	0	1902	2014
Michigan State	2	4	0	1956	2014	Utah Agriculture	1	0	0	1904	1904
Minnesota	1	1	1	1930	1966	Virginia Tech	1	0	0	2011	2011
Missouri	1	0	0	1971	1971	Wake Forest	1	1	0	2009	2010
Montana	4	0	0	1924	1948	Washington	40	41	4	1893	2014
Navy	1	2	1	1954	2006	Washington State	39	25	1	1936	2014
Nebraska	1	0	0	1941	1941	West Virginia	1	0	0	1972	1972
Nevada	16	1	2	1899	1931	Willamette	1	0	0	1905	1905
North Carolina	1	1	0	1997	1998	Wisconsin	1	4	1	1959	2013

Most Meetings

California	117
USC	92
UCLA	86
Washington	85
Oregon State	81
Oregon	78
San Jose State	67
Washington State	65
Santa Clara	35
Arizona State	30
Notre Dame	29
Arizona	28
Nevada	19
Army	12
Illinois	10
Michigan	10

Most Stanford Wins

California	60
Oregon State	53
San Jose State	52
Oregon	46
Washington	40
Washington State	39
UCLA	38
USC	29
Santa Clara	22
Nevada	16
Arizona	14
Arizona State	13
Notre Dame	10

Records vs. Conferences

American Athletic (9-4-1)

Opponent	Won	Lost	Tied
East Carolina	0	1	0
Navy	1	2	1
Southern Methodist	1	0	0
Tulane	7	1	0

Atlantic Coast (9-10-0)

Boston College	2	2	0
Clemson	0	1	0
Duke	3	1	0
Georgia Tech	0	2	0
North Carolina	1	1	0
Pittsburgh	1	2	0
Virginia Tech	1	0	0
Wake Forest	1	1	0

Big 12 (5-9-0)

Kansas	1	0	0
Oklahoma	1	4	0
Oklahoma State	0	1	0
Texas Christian	0	2	0
Texas	2	2	0
West Virginia	1	0	0

Big Sky (6-1-0)

Montana	3	0	0
Sacramento State	1	0	0
UC Davis	2	1	0

Big Ten (23-28-5)

Illinois	6	4	0
Maryland	1	0	0
Michigan	3	6	1
Michigan State	2	3	0
Minnesota	1	1	1
Nebraska	1	0	0
Northwestern	3	1	2
Ohio State	3	2	0
Penn State	1	4	0
Purdue	1	3	0
Wisconsin	1	4	1

Conference USA (1-3-0)

Rice	1	3	0
------	---	---	---

Independents (19-24-0)

Army	7	5	0
Brigham Young	2	0	0
Notre Dame	10	19	0

Ivy League (6-2-1)

Columbia	0	2	1
Cornell	1	0	0
Dartmouth	4	0	0
Harvard	1	0	0

Mountain West (71-19-3)

Air Force	4	3	0
Fresno State	3	0	0
Hawaii	3	0	0
Nevada	16	1	2
San Diego State	3	1	0
San Jose State	52	14	1

Pacific-12 (339-311-26)

Arizona	14	14	0
Arizona State	13	17	0
California	60	46	11
Colorado	5	3	0
Utah	3	4	0
Oregon	46	31	1
Oregon State	53	25	3
UCLA	38	45	3
USC	29	60	3
Washington	40	41	4
Washington State	39	25	1

Southeastern (4-2-1)

Alabama	0	1	1
Arkansas	1	0	0
Georgia	1	0	0
Louisiana State	1	0	0
Missouri	1	0	0
Texas A&M	0	1	0

Sun Belt (6-1-0)

Idaho	6	1	0
-------	---	---	---

Virginia Tech (1-0-0)

Season	Result	Stanford	VT	Site
2011	W	40	12	N

Wake Forest (1-1-0)

Season	Result	Stanford	WF	Site
2009	L	17	24	A
2010	W	68	24	H

Washington (40-41-4)

Season	Result	Stanford	UW	Site
1893	W	40	0	A
1920	W	3	0	A
1921	T	0	0	A
1922	L	8	12	H
1925	L	0	13	A
1926	W	29	10	H
1927	W	13	7	A
1928	W	12	0	H
1929	W	6	0	A
1930	W	25	7	H
1931	T	0	0	A
1932	L	13	18	H
1933	L	0	6	A
1934	W	24	0	H
1935	W	6	0	A
1936	T	14	14	H
1937	W	13	7	A
1938	L	7	10	H
1939	L	5	8	A
1940	W	20	10	H
1941	W	13	7	A
1942	W	20	7	S.F.
1946	L	15	21	H
1947	L	0	25	A
1948	W	20	0	H
1949	W	40	0	A
1950	L	7	21	H
1951	W	14	7	A
1952	L	14	27	H
1953	W	13	7	A
1954	W	13	7	H
1955	T	7	7	A
1956	L	13	34	H
1957	W	21	14	A
1958	W	22	12	H
1959	L	0	10	A
1960	L	10	29	H
1961	L	0	13	A
1962	L	0	14	H
1963	L	11	19	A
1964	L	0	6	H
1965	L	8	41	A
1966	L	20	22	H
1967	W	14	7	A
1968	W	35	20	H
1969	W	21	7	A
1970	W	29	22	H
1971	W	17	6	A
1972	W	24	0	H
1973	W	23	14	A
1974	W	34	17	H
1975	W	24	21	A
1976	W	34	28	H
1977	L	21	45	A
1978	L	31	34	H
1980	L	24	27	H
1981	L	31	42	A

1982	W	43	31	H
1983	L	15	32	A
1984	L	15	37	H
1985	L	0	34	A
1986	L	14	24	H
1987	L	21	31	A
1988	L	25	28	A
1990	L	16	52	H
1991	L	7	42	H
1992	L	7	41	A
1993	L	14	31	A
1994	W	46	28	H
1995	L	28	38	H
1996	L	6	27	A
1999	L	30	35	A
2000	L	28	31	H
2001	L	28	42	A
2003	L	17	28	A
2004	W	27	13	H
2006	W	20	3	A
2007	L	9	27	H
2008	W	35	28	A
2009	W	34	14	H
2010	W	41	0	A
2011	W	65	21	H
2012	L	13	17	A
2013	W	31	28	H
2014	W	20	13	A

Washington State (39-25-1)

Season	Result	Stanford	WSU	Site
1936	L	13	14	A
1937	W	23	0	H
1938	W	8	0	H
1939	L	0	7	H
1940	W	26	14	A
1941	L	13	14	H
1942	L	0	6	H
1946	W	27	26	H
1948	L	7	14	A
1950	W	28	18	H
1951	W	21	13	A
1952	W	14	13	H
1953	W	48	19	H
1954	L	26	30	H
1956	W	40	26	A
1957	L	18	21	H
1958	L	6	40	A
1959	L	19	36	H
1960	L	14	15	A
1961	L	0	30	H
1962	L	6	21	A
1963	L	15	32	H
1964	L	23	29	A
1967	W	31	10	H
1968	T	21	21	A
1969	W	49	0	H
1970	W	63	16	A
1971	L	23	24	H
1972	L	13	27	A
1973	W	45	14	H
1974	W	20	18	A
1975	W	54	14	H
1976	W	22	16	A
1977	W	31	29	H
1978	W	43	27	A
1980	W	48	34	A
1982	W	31	26	A
1984	L	42	49	H

1986	W	42	12	H
1987	W	44	7	A
1988	L	21	24	H
1989	L	13	31	A
1990	W	31	13	H
1991	W	49	14	A
1992	W	40	3	H
1995	W	36	28	A
1996	W	33	17	H
1997	L	28	38	A
1998	W	38	28	H
1999	W	54	17	H
2000	W	24	10	A
2001	L	39	45	H
2002	L	11	36	H
2003	L	14	24	H
2004	W	23	17	A
2005	W	24	21	A
2006	L	10	36	H
2007	L	17	33	A
2008	W	58	0	H
2009	W	39	13	A
2010	W	38	28	H
2011	W	44	14	A
2012	W	24	17	H
2013	W	55	17	A
2014	W	34	17	H

West Virginia (1-0-0)

Season	Result	Stanford	WVU	Site
1972	W	41	35	H

Willamette (1-0-0)

Season	Result	Stanford	WU	Site
1905	W	12	0	H

Wisconsin (1-4-1)

Season	Result	Stanford	WIS	Site
1959	L	14	16	A
1960	L	7	24	H
1995	T	24	24	H
1996	L	0	14	A
1999	L	9	17	N
2013	W	20	14	N

1911 (10-3) • Rugby Coach • George J. Presley Captain • Benjamin E. Erb

Sept. 16	Barbarians.....W	23-3
Sept. 23	Olympics.....W	19-0
Sept. 30	Barbarians.....W	31-3
Oct. 7	Olympics.....W	16-0
Oct. 14	Nevada.....W	41-0
Oct. 21	USC.....W	6-3
Oct. 28	Olympics.....W	39-3
Nov. 1	British Columbia.....W	27-3
Nov. 4	British Columbia.....L	5-6
Nov. 11	California.....L	3-21
Nov. 15	at Vancouver.....L	6-13
Nov. 22	at Vancouver.....W	10-5
Nov. 25	at Vancouver.....W	9-0

1912 (5-3-1) • Rugby Coach • George J. Presley Captain • Louis Cass

Sept. 28	Barbarians.....W	12-0
Oct. 5	Olympics.....W	17-0
Oct. 12	Australian Waratahs.....L	0-6
Oct. 16	Australian Waratahs.....W	13-12
Oct. 19	at USC.....W	14-0
Oct. 23	Santa Clara.....L	10-15
Oct. 26	Barbarians.....L	0-6
Nov. 2	Olympics.....W	19-0
Nov. 9	at California.....T	3-3

1913 (8-3) • Rugby Coach • Floyd C. Brown Captain • James H. Thoburn

Sept. 13	Olympics.....L	3-5
Sept. 20	Barbarians.....W	88-3
Sept. 27	U.C. Club.....W	13-3
Oct. 4	Barbarians.....W	18-0
Oct. 11	Olympics.....W	29-3
Oct. 15	New Zealand All Blacks.....L	0-54
Oct. 18	New Zealand All Blacks.....L	0-56
Oct. 25	Barbarians.....W	21-5
Nov. 1	Olympics.....W	19-12
Nov. 8	California.....W	13-8
Nov. 22	at USC.....W	10-0

1914 (10-0) • Rugby Coach • Floyd C. Brown Captain • Frank J. "Deke" Gard

Sept. 12	Olympic Club.....W	17-0
Sept. 19	Barbarians.....W	31-3
Sept. 26	University Alumni.....W	61-8
Oct. 3	Barbarians.....W	19-4
Oct. 10	Olympic Club.....W	19-5
Oct. 17	Titans.....W	35-6
Oct. 24	Santa Clara.....W	13-0
Oct. 31	University Alumni.....W	31-3
Nov. 7	Olympic Club.....W	36-6
Nov. 14	at California.....W	26-8

1915 (10-0-1) • Rugby Coach • Floyd C. Brown Captain • Daniel B. "Danny" Carroll

Sept. 11	Olympic Club.....T	0-0
Sept. 18	Barbarians.....W	31-6
Sept. 25	Titan Club.....W	18-0
Oct. 2	Olympic Club.....W	48-13
Oct. 9	Barbarians.....W	80-0
Oct. 16	Olympic Club.....W	49-8
Oct. 20	Palo Alto Athletic Club.....W	28-3
Oct. 23	Palo Alto Athletic Club.....W	36-18
Oct. 30	Southern California All-Stars.....W	21-5
Nov. 6	Olympic Club.....W	29-11
Nov. 13	Santa Clara.....W	30-0

• San Francisco, Calif. (Ewing Field)

1916 (9-1) • Rugby Coach • Floyd C. Brown Captain • Joseph R. Braden

Sept. 9	Olympic Club.....W	9-8
Sept. 16	Barbarians.....W	43-0
Sept. 23	Olympic Club.....W	38-16
Sept. 30	Palo Alto Athletic Club.....W	13-8
Oct. 7	Olympic Club.....W	39-16
Oct. 14	Palo Alto Athletic Club.....W	19-8
Oct. 21	Presley's All-Stars.....W	35-6
Oct. 28	Palo Alto Athletic Club.....W	26-9
Nov. 4	Olympic Club.....W	29-0
Nov. 11	Santa Clara.....L	5-28

• San Francisco, Calif. (Ewing Field)

1917 (1-0) Coach • Jim Wylie Captain • Henry S. Pettingill

Sept. 9	Santa Clara.....W	15-11
---------	-------------------	-------

1918 (0-4) Unofficial Schedule

Student Army Training Corps Team
Coach • Lieutenant Arthur H. Badenoch
Captain • Alfred P. "Pret" Holt

Nov. 9	Mare Island.....L	0-80
Nov. 16	Mather Field.....L	0-70
Nov. 23	at USC.....L	8-25
Nov. 28	at California.....L	0-67

• Pasadena, Calif. (Tournament Park)

1919 (4-3) Coach • Melbourne C. Evans Captain • Edgar R. "Reg" Caughley

Oct. 15	U.S.S. Boston.....W	59-0
Oct. 17	Olympic Club.....L	0-13
Oct. 26	at Agricultural College of Oregon.....W	14-6
Nov. 1	Saint Mary's.....W	34-0
Nov. 15	Santa Clara.....W	13-0
Nov. 22	California.....L	10-14
Nov. 27	at USC.....L	0-13

1920 (4-3) Coach • Walter D. Powell Captain • C.A. "Art" Wilcox

Oct. 2	Saint Mary's.....W	41-0
Oct. 7	Olympic Club.....L	7-10
Oct. 16	at USC.....L	0-10
Oct. 23	at Santa Clara.....W	21-7
Oct. 30	Oregon.....W	10-0
Nov. 6	at Washington.....W	3-0
Nov. 20	at California.....L	0-38

1921 (4-2-2) Coach • C.E. "Gene" Van Gent Captain • John C. "Jack" Patrick

Oct. 1	U.S. Marines.....W	41-0
Oct. 8	Saint Mary's.....W	10-7
Oct. 15	Olympic Club.....W	7-0
Oct. 22	Pacific Fleet.....L	7-27
Oct. 29	Oregon State.....W	14-7
Nov. 5	at Washington.....T	0-0
Nov. 12	Nevada.....T	14-14
Nov. 19	California.....L	7-42

1922 (4-5) Coach • Andrew "Andy" Kerr IV Captain • Dudley S. "Dud" DeGroot

Oct. 7	Olympic Club.....L	9-27
Oct. 14	Santa Clara.....W	7-0
Oct. 21	Saint Mary's.....W	9-0
Oct. 28	at Oregon State.....W	6-0
Nov. 4	Nevada.....W	17-7
Nov. 11	USC.....L	0-6
Nov. 18	Washington.....L	8-12
Nov. 25	California.....L	0-28
Dec. 30	Pittsburgh.....L	7-16

1923 (7-2) Coach • Andrew "Andy" Kerr IV Captain • John D. "Scotch" Campbell

Sept. 29	Mare Island.....W	82-0
Oct. 6	Nevada.....W	27-0
Oct. 13	Santa Clara.....W	55-6
Oct. 20	at Occidental.....W	42-0
Oct. 27	USC.....L	7-14
Nov. 3	Olympic Club.....W	40-7
Nov. 10	at Oregon.....W	14-3
Nov. 17	Idaho.....W	17-7
Nov. 24	at California.....L	0-9

• Portland, Ore.

1924 (7-1-1) Coach • Glenn "Pop" Warner Captain • James W. "Jim" Lawson

Oct. 4	Occidental.....W	20-6
Oct. 11	Olympic Club.....W	7-0
Oct. 18	Oregon.....W	28-13
Oct. 25	at Idaho.....W	3-0
Nov. 1	Santa Clara.....W	20-0
Nov. 8	vs. Utah**.....W	30-0
Nov. 15	Montana.....W	41-3
Nov. 22	at California.....T	20-20
Jan. 1	vs. Notre Dame***.....L	10-27

• Portland, Ore.
** Berkeley, Calif.
*** Pasadena, Calif. (Rose Bowl)

1925 (7-2) Coach • Glenn "Pop" Warner Captain • Ernie Nevers

Sept. 26	Olympic Club.....L	0-9
Oct. 3	Santa Clara.....W	20-3
Oct. 10	Occidental.....W	28-0
Oct. 17	at USC.....W	13-9
Oct. 24	Oregon State.....W	26-10
Oct. 31	Oregon.....W	35-13
Nov. 7	at Washington.....L	0-13
Nov. 14	UCLA.....W	82-0
Nov. 21	California.....W	27-14

1926 (10-0-1) National Champions Coach • Glenn "Pop" Warner Captain • Frederick Swan

Sept. 18	Fresno State.....W	44-0
Sept. 25	Cal Tech.....W	13-0
Oct. 2	Occidental.....W	19-0
Oct. 9	Olympic Club.....W	7-3
Oct. 16	Nevada.....W	33-9
Oct. 23	at Oregon.....W	29-12
Oct. 30	at USC.....W	13-12
Nov. 6	Santa Clara.....W	33-14
Nov. 13	Washington.....W	29-10
Nov. 20	at California.....W	41-6
Jan. 1	vs. Alabama.....T	7-7

• Pasadena, Calif. (Rose Bowl)

1927 (8-2-1) Coach • Glenn "Pop" Warner Captain • J. Harold McCreery

Sept. 24	Fresno State.....W	44-7
Sept. 29	Olympic Club.....W	7-6
Oct. 1	Saint Mary's.....L	0-16
Oct. 8	Nevada.....W	20-2
Oct. 15	USC.....T	13-13
Oct. 22	at Oregon State.....W	20-6
Oct. 29	Oregon.....W	19-0
Nov. 5	at Washington.....W	13-7
Nov. 12	Santa Clara.....L	6-13
Nov. 19	California.....W	13-6
Jan. 1	vs. Pittsburgh**.....W	7-6

• Portland, Ore.
** Pasadena, Calif. (Rose Bowl)

1928 (8-3-1) Coach • Glenn "Pop" Warner Captain • Clifford P. "Biff" Hoffman

Sept. 15	YMI.....L	0-6
Sept. 22	West Coast Army.....W	21-8
Sept. 29	Olympic Club.....L	6-12
Oct. 6	at Oregon.....W	26-12
Oct. 13	UCLA.....W	45-7
Oct. 20	vs. Idaho.....W	47-0
Oct. 27	Fresno State.....W	47-0
Nov. 3	at USC.....L	10-10
Nov. 10	Santa Clara.....W	31-0
Nov. 17	Washington.....W	12-0
Nov. 24	at California.....T	13-13
Dec. 1	vs. Army**.....W	26-0

• San Francisco, Calif.
** New York, N.Y. (Yankee Stadium)

1929 (9-2) Coach • Glenn "Pop" Warner Captain • Donald F. "Mush" Muller

Sept. 21	West Coast Army.....W	45-0
Sept. 28	Olympic Club.....W	6-0
Oct. 5	Oregon.....W	33-7
Oct. 12	at UCLA.....W	57-0
Oct. 19	Oregon State.....W	40-7
Oct. 26	USC.....L	0-7
Nov. 2	Cal Tech.....W	39-0
Nov. 9	at Washington.....W	6-0
Nov. 16	Santa Clara.....L	7-13
Nov. 23	California.....W	21-6
Dec. 28	Army.....W	34-13

1930 (9-1-1)

Coach • Glenn "Pop" Warner
Captain • Ray E. Tandy

Table with 3 columns: Date, Opponent, Score. Includes games against West Coast Army, Olympic Club, Santa Clara, Minnesota, Oregon State, USC, UCLA, Washington, Cal Tech, and Dartmouth.

1931 (7-2-2)

Coach • Glenn "Pop" Warner
Captain • Harry Hillman

Table with 3 columns: Date, Opponent, Score. Includes games against West Coast Army, Olympic Club, Santa Clara, Minnesota, Oregon State, Washington, UCLA, USC, Nevada, California, and Dartmouth.

1932 (6-4-1)

Coach • Glenn "Pop" Warner
Captain • Ernest W. Caddel, William F. Bates

Table with 3 columns: Date, Opponent, Score. Includes games against Olympic Club, San Francisco, Oregon State, Santa Clara, West Coast Army, USC, UCLA, Washington, UC Davis, California, and Pittsburgh.

1933 (8-2-1)

Pacific Coast Conference Champions
Coach • Claude E. "Tiny" Thornhill
Captain • Ray E. Tandy

Table with 3 columns: Date, Opponent, Score. Includes games against San Jose State, UCLA, Santa Clara, Northwestern, San Francisco, Washington, Olympic Club, USC, Montana, California, and Columbia.

Chicago, Ill.
Pasadena, Calif. (Rose Bowl)

1934 (9-1-1)

Pacific Coast Conference Champions
Coach • Claude E. "Tiny" Thornhill
Captain • Appointed by game

Table with 3 columns: Date, Opponent, Score. Includes games against San Jose State, Santa Clara, Oregon State, Northwestern, San Francisco, USC, UCLA, Washington, Olympic Club, and California.

Portland, Ore.
Pasadena, Calif. (Rose Bowl)

1935 (8-1)

Pacific Coast Conference Champions
Coach • Claude E. "Tiny" Thornhill
Captain • Robert A. "Bones" Hamilton

Table with 3 columns: Date, Opponent, Score. Includes games against San Jose State, San Francisco, UCLA, Washington, Santa Clara, USC, Montana, California, and Southern Methodist.

Pasadena, Calif. (Rose Bowl)

The AP began its college football poll in 1936.
The numbers in parenthesis indicate the opponent's rank at the time of the game.
Stanford's rank appears on the left.

1936 (2-5-2)

Coach • Claude E. "Tiny" Thornhill
Captain • Earl M. Hoos

Table with 3 columns: Date, Opponent, Score. Includes games against Santa Clara, Washington State, Oregon, USC, UCLA, Washington, Oregon State, California, and Columbia.

Portland, Ore.

1937 (4-3-2)

Coach • Claude E. "Tiny" Thornhill
Captain • Grant B. Stone

Table with 3 columns: Date, Opponent, Score. Includes games against Santa Clara, Oregon, UCLA, Washington, Oregon State, USC, Washington State, California, and Columbia.

1938 (3-6)

Coach • Claude E. "Tiny" Thornhill
Captain • Appointed by game

Table with 3 columns: Date, Opponent, Score. Includes games against Santa Clara, Washington State, Oregon, USC, UCLA, Washington, Oregon State, California, and Dartmouth.

1939 (1-7-1)

Coach • Claude E. "Tiny" Thornhill
Captain • Stanley Anderson

Table with 3 columns: Date, Opponent, Score. Includes games against Oregon State, Oregon, UCLA, Washington, Santa Clara, USC, Washington State, California, and Dartmouth.

Portland, Ore. (Multnomah Stadium)

New York, N.Y. (Polo Grounds)

1940 (10-0)

Pacific Coast Conference Champions
Final AP Ranking • 2nd
Coach • Clark Shaughnessy
Captain • Appointed by game

Table with 3 columns: Date, Opponent, Score. Includes games against San Francisco, Oregon, Santa Clara, Washington State, USC, UCLA, Washington, Oregon State, California, and Nebraska.

San Francisco, Calif. (Kezar Stadium)

Pasadena, Calif. (Rose Bowl)

1941 (6-3)

Coach • Clark Shaughnessy
Captains • Appointed by game

Table with 3 columns: Date, Opponent, Score. Includes games against Oregon, UCLA, Oregon State, San Francisco, Washington, Santa Clara, USC, Washington State, and California.

1942 (6-4)

Final AP Ranking • 12th
Coach • Marchmont Schwartz
Captain • Appointed by game

Table with 3 columns: Date, Opponent, Score. Includes games against Washington State, Santa Clara, Notre Dame, Idaho, USC, UCLA, Washington, Oregon State, California, and Saint Mary's Pre-Flight.

San Francisco, Calif. (Kezar Stadium)

1943-44 • World War II

1945 (1-1)

Unofficial Schedule
Coach • Marchmont Schwartz

Table with 3 columns: Date, Opponent, Score. Includes games against Stockton Commandos and San Mateo Merchant Marine.

1946 (6-3-1)

Coach • Marchmont Schwartz
Captain • Appointed by game

Table with 3 columns: Date, Opponent, Score. Includes games against Idaho, San Francisco, UCLA, Santa Clara, USC, Oregon State, Washington, Washington State, California, and Hawaii.

1947 (0-9)

Coach • Marchmont Schwartz
Captain • George Quist

Table with 3 columns: Date, Opponent, Score. Includes games against Idaho, Michigan, Santa Clara, UCLA, Washington, Oregon State, USC, Oregon, and California.

1948 (4-6)

Coach • Marchmont Schwartz
Captain • Appointed by game

Table with 3 columns: Date, Opponent, Score. Includes games against San Jose State, Oregon, Washington State, Santa Clara, UCLA, USC, Washington, Army, Montana, and California.

New York, N.Y. (Yankee Stadium)

1949 (7-3-1)

Coach • Marchmont Schwartz
Captains • Allan F. Rau, James Castagnoli

Table with 3 columns: Date, Opponent, Score. Includes games against San Jose State, Harvard, Michigan, UCLA, Washington, Oregon State, Santa Clara, USC, Idaho, California, and Hawaii.

1967 (5-5)

Coach • John Ralston
Captains • Marty Brill, John Root

Table listing game dates, opponents, and scores for the 1967 season.

* Portland, Ore.

1968 (6-3-1)

Coach • John Ralston
Captains • Malcolm Snider, Stuart Kellner

Table listing game dates, opponents, and scores for the 1968 season.

* Spokane, Wash.

1969 (7-2-1)

Final AP Ranking • 19th
Coach • John Ralston
Captains • Don Parish, Patrick Preston

Table listing game dates, opponents, and scores for the 1969 season.

1970 (9-3)

Pac-8 Conference Champions
Final AP Ranking • 8th
Coach • John Ralston
Captains • Jim Plunkett, Jack Schultz

Table listing game dates, opponents, and scores for the 1970 season.

* Little Rock, Ark.
** Spokane, Wash.
*** Pasadena, Calif. (Rose Bowl)

1971 (9-3)

Pac-8 Conference Champions
Final AP Ranking • 10th
Coach • John Ralston
Captains • Don Bunce, Jackie Brown, Jeff Siemon

Table listing game dates, opponents, and scores for the 1971 season.

* Pasadena, Calif. (Rose Bowl)

1972 (6-5)

Coach • Jack Christiansen
Captains • Younger Klippert, Charles McCloud

Table listing game dates, opponents, and scores for the 1972 season.

1973 (7-4)

Coach • Jack Christiansen
Captains • Mike Boryla, Randy Pottl

Table listing game dates, opponents, and scores for the 1973 season.

1974 (5-4-2)

Coach • Jack Christiansen
Captains • Drew Palin, Scott Laidlaw

Table listing game dates, opponents, and scores for the 1974 season.

1975 (6-4-1)

Coach • Jack Christiansen
Captains • Bill Singler, Geb Church

Table listing game dates, opponents, and scores for the 1975 season.

1976 (6-5)

Coach • Jack Christiansen
Captains • Alex Karakazoff, Jeff Barton

Table listing game dates, opponents, and scores for the 1976 season.

1977 (9-3)

Final AP Ranking • 15th
Coach • Bill Walsh
Captains • Guy Benjamin, Gordy Ceresino

Table listing game dates, opponents, and scores for the 1977 season.

* El Paso, Texas (Sun Bowl)

1978 (8-4)

Final AP Ranking • 17th
Coach • Bill Walsh
Captains • Gordy Ceresino, Steve Dils

Table listing game dates, opponents, and scores for the 1978 season.

* Houston, Texas (Bluebonnet Bowl)

1979 (5-5-1)

Coach • Rod Dowhower
Captains • Turk Schonert, Chuck Evans

Table listing game dates, opponents, and scores for the 1979 season.

1980 (6-5)

Coach • Paul Wiggin
Captains • Appointed by game

Table listing game dates, opponents, and scores for the 1980 season.

1981 (4-7)

Coach • Paul Wiggin
Captains • Appointed by game

Table listing game dates, opponents, and scores for the 1981 season.

1982 (5-6)

Coach • Paul Wiggin
Captain • Appointed by game

Table listing game dates, opponents, and scores for the 1982 season.

2000 (5-6)

Coach • Tyrone Willingham
Captains • Willie Howard, Riall Johnson, DeRonnie Pitts, Russell Stewart

Table of 2000 football season results: Sept. 2 at Washington State (W 24-10), Sept. 9 San Jose State (L 27-40), etc.

2001 (9-3)

Final AP Ranking • 16th
Coach • Tyrone Willingham
Captains • Randy Fasani, Marcus Hoover, Tank Williams, Coy Wire

Table of 2001 football season results: Sept. 8 Boston College (W 38-22), Sept. 22 Arizona State (W 51-28), etc.

2002 (2-9)

Coach • Buddy Teevens
Captains • Colin Branch, Casey Moore, Ryan Wells

Table of 2002 football season results: Sept. 7 at Boston College (L 27-34), Sept. 14 San Jose State (W 63-26), etc.

2003 (4-7)

Coach • Buddy Teevens
Captains • Brett Pierce, Luke Powell, Kirk Chambers

Table of 2003 football season results: Sept. 6 San Jose State (W 31-10), Sept. 20 at Brigham Young (W 18-14), etc.

2004 (4-7)

Coach • Buddy Teevens
Captains • Jared Newberry, Oshiomogho Atoogwe

Table of 2004 football season results: Sept. 4 San Jose State (W 43-3), Sept. 11 Brigham Young (W 37-10), etc.

2005 (5-6)

Coach • Walt Harris
Captains • Trent Edwards, Kevin Schimmelmann, Timi Wusu

Table of 2005 football season results: Sept. 10 at Navy (W 41-38), Sept. 17 UC Davis (L 17-20), etc.

2006 (1-11)

Coach • Walt Harris
Captains • Brandon Harrison, Trevor Hooper, Wopamo Osaisai, T.C. Ostrander

Table of 2006 football season results: Sept. 2 at #21 Oregon (L 10-48), Sept. 9 at San Jose State (L 34-35), etc.

2007 (4-8)

Coach • Jim Harbaugh
Captains • T.C. Ostrander, Chris Horn

Table of 2007 football season results: Sept. 1 #14 UCLA (L 17-45), Sept. 15 San Jose State (W 37-0), etc.

2008 (5-7)

Coach • Jim Harbaugh
Captains • Alex Fletcher, Bo McNally

Table of 2008 football season results: Aug. 28 Oregon State (W 36-28), Sept. 6 at #15 Arizona State (L 17-41), etc.

2009 (8-5)

Coach • Jim Harbaugh
Captains • Bo McNally, Toby Gerhart, Erik Lorig

Table of 2009 football season results: Sept. 5 at Washington State (W 39-13), Sept. 12 at Wake Forest (L 17-24), etc.

2010 (12-1)

Final AP Ranking • 4th
Coach • Jim Harbaugh
Captains • Owen Marecic, Ryan Whalen, Sione Fua

Table of 2010 football season results: Sept. 4 Sacramento State (W 52-17), Sept. 11 #25 at UCLA (W 35-0), etc.

2011 (11-2)

Final AP Ranking • 7th
Coach • David Shaw
Captains • Andrew Luck, Michael Thomas

Table of 2011 football season results: Sept. 3 #7 San Jose State (W 57-3), Sept. 10 #6 at Duke (W 44-14), etc.

2012 (12-2)

Pac-12 Conference Champions
Final AP Ranking • 7th
Coach • David Shaw
Captains • Sam Schwartzstein, Stepan Taylor, Chase Thomas

Table of 2012 football season results: Aug. 31 #21 San Jose State (W 20-17), Sept. 8 #25 Duke (W 50-13), etc.

2013 (11-3)

Pac-12 Conference Champions
Final AP Ranking • 11th
Coach • David Shaw
Captains • Shayne Skov, Ben Gardner, Trent Murphy, David Yankey

Table of 2013 football season results: Sept. 7 #5 San Jose State (W 34-13), Sept. 14 #5 at Army (W 34-20), etc.

2014 (8-5)

Coach • David Shaw
Captains • Kevin Hogan, Jordan Richards, Lee Ward, A.J. Tarpley

Table of 2014 football season results: Aug. 30 #11 UC Davis (W 45-0), Sept. 6 #13 #14 USC (L 10-13), etc.

Bowl History

All-Time Bowl Appearances (26) • Bowl Record (12-13-1)

Season	Bowl	Opponent	Result	Score	Season	Bowl	Opponent	Result	Score
1901	Rose Bowl Game (Jan. 1, 1902)	Michigan	L	0-49	1986	Gator Bowl (Dec. 27, 1986)	Clemson	L	21-27
1924	Rose Bowl Game (Jan. 1, 1925)	Notre Dame	L	10-27	1991	Aloha Bowl (Dec. 25, 1991)	Georgia Tech	L	17-18
1926	Rose Bowl Game (Jan. 1, 1927)	Alabama	T	7-7	1992	Blockbuster Bowl (Jan. 1, 1993)	Penn State	W	24-3
1927	Rose Bowl Game (Jan. 1, 1928)	Pittsburgh	W	7-6	1995	Liberty Bowl (Dec. 30, 1995)	East Carolina	L	13-19
1933	Rose Bowl Game (Jan. 1, 1934)	Columbia	L	0-7	1996	Sun Bowl (Dec. 31, 1996)	Michigan State	W	38-0
1934	Rose Bowl Game (Jan. 1, 1935)	Alabama	L	13-29	1999	Rose Bowl Game (Jan. 1, 2000)	Wisconsin	L	9-17
1935	Rose Bowl Game (Jan. 1, 1936)	Southern Methodist	W	7-0	2001	Seattle Bowl (Dec. 27, 2001)	Georgia Tech	L	14-24
1940	Rose Bowl Game (Jan. 1, 1941)	Nebraska	W	21-13	2009	Sun Bowl (Dec. 31, 2009)	Oklahoma	L	27-31
1951	Rose Bowl Game (Jan. 1, 1952)	Illinois	L	7-40	2010	Orange Bowl (Jan. 3, 2011)	Virginia Tech	W	40-12
1970	Rose Bowl Game (Jan. 1, 1971)	Ohio State	W	27-17	2011	Fiesta Bowl (Jan. 2, 2012)	Oklahoma State	L	38-41 (OT)
1971	Rose Bowl Game (Jan. 1, 1972)	Michigan	W	13-12	2012	Rose Bowl Game (Jan. 1, 2013)	Wisconsin	W	20-14
1977	Sun Bowl (Dec. 31, 1977)	LSU	W	24-14	2013	Rose Bowl Game (Jan. 1, 2014)	Michigan State	L	24-20
1978	Bluebonnet Bowl (Dec. 31, 1978)	Georgia	W	25-22	2014	Foster Farms Bowl (Dec. 30, 2014)	Maryland	W	45-21

1902 Rose Bowl Game

Michigan 49, Stanford 0
January 1, 1902 • Pasadena, Calif.

	1	2	Final
Michigan	17	32	49
Stanford	0	0	0

Approximately 8,500 people crowded into Tournament Park on the California Institute of Technology campus to witness the first Rose Bowl Game. The best in the West versus the best in the East had been brought together by tournament officials to attract more national attention to their pageant.

What spectators got was a flat-out massacre by the "point-a-minute" Michigan Wolverines, who had outscored opponents 501-0 during the regular season.

Coached by Fielding H. Yost, an assistant at Stanford the year before, Michigan outplayed Stanford in every aspect of the game. For the Wolverines, fullback Neil Snow rushed for five touchdowns and Ev Sweeley punted for almost 900 yards and kicked four field goals.

In a violent game, Stanford guard William Roosevelt, a second cousin of President Teddy Roosevelt, played an astonishing 15 minutes with a broken leg before having to leave the game with fractured ribs in addition to the leg injury.

The game ended with eight minutes remaining on the clock after the two team captains agreed to finally halt the Michigan onslaught.

Following the game, the Rose Bowl Game was discontinued until the first day of 1916, when Washington State defeated Brown, 14-3.

1925 Rose Bowl Game

Notre Dame 27, Stanford 10
January 1, 1925 • Pasadena, Calif.

	1	2	3	4	Final
Notre Dame	0	13	7	7	27
Stanford	3	0	7	0	10

One of the most classic Rose Bowl Game matchups occurred in 1925 when Stanford coach Pop Warner and star player Ernie Nevers went up against Knute Rockne and "The Four Horsemen" of Notre Dame.

When it was over, the Fighting Irish had a 27-10 victory, a 10-0 season and a national championship, while the Cardinals finished 7-1-1. Turnovers proved to be Stanford's undoing in the game as three Irish touchdowns were scored on Stanford giveaways.

Nevers, Stanford's All-American two-way star, turned in one of the greatest performances in the school's history. Not only did he play all 60 minutes in the game, but he rushed for 114 yards, more yardage than all the Four Horsemen combined, despite having his ankles bandaged so tightly that the circulation was almost completely shut off. Both ankle bones had been broken earlier in the season and the casts had been taken off just 10 days before the Rose Bowl Game. Nevers could barely walk.

Elmer Layden was the star Horseman on this day by scoring three touchdowns for Notre Dame, two on interception returns. His 76-yard return in the second quarter moved the Irish to a 13-3 lead, and his 70-yard touchdown return in the fourth quarter provided Notre Dame with its final score.

Murray Cuddeback kicked a 17-yard field goal in the first quarter to give Stanford an early 3-0 lead. Notre Dame then scored 20 unanswered points before the Cardinals managed to score and cut the lead to 20-10.

1927 Rose Bowl Game

Stanford 7, Alabama 7
January 1, 1927 • Pasadena, Calif.

	1	2	3	4	Final
Alabama	0	0	0	7	7
Stanford	7	0	0	0	7

In a game that pitted two unbeaten teams, Stanford and Alabama played to a 7-7 tie in a game that set a Rose Bowl Game attendance record of 57,417.

Pop Warner's Stanford team entered the game with a 10-0 record while the Crimson Tide brought a 9-0 record to Pasadena. The Tide averted its first loss of the season by scoring the tying touchdown in the last minute of the game.

Stanford's only score came in the first quarter when quarterback George Bogue connected with Ed Walker for a 20-yard touchdown.

With Stanford nursing a 7-0 lead late in the fourth quarter, Alabama's Clark Pearce blocked a Stanford punt on the 47-yard line, which was ultimately recovered on the Indians' 14-yard line.

Five plays later, Alabama scored a touchdown and kicked the extra point to preserve its unbeaten season.

Stanford outgained the Tide, 311-92 in total offense.

1928 Rose Bowl Game

Stanford 7, Pittsburgh 6

January 1, 1928 • Pasadena, Calif.

	1	2	3	4	Final
Pittsburgh	0	0	6	0	6
Stanford	0	0	7	0	7

For the third time in four years, Stanford was selected to play in the Rose Bowl Game and for the first time, came away with a victory, beating Pittsburgh, 7-6.

Pitt's Jimmy Hagen broke a scoreless tie when he returned a fumble recovery 20 yards for a touchdown in the third quarter. Stanford quickly answered as quarterback Spud Lewis hit Biff Hoffman on a screen pass but fumbled after receiving a hard hit just before the end zone. Stanford's Frankie Wilton recovered the fumble and streaked into the end zone for the tying score.

Hoffman added the extra point to give Stanford its first Rose Bowl Game victory.

1934 Rose Bowl Game

Columbia 7, Stanford 0

January 1, 1934 • Pasadena, Calif.

	1	2	3	4	Final
Columbia	0	7	0	0	7
Stanford	0	0	0	0	0

The "Vow Boys" made their first of three straight Rose Bowl Game appearances but were shut out by the Columbia Lions, 7-0.

Columbia scored the game's only touchdown in the second quarter on a skillfully executed hidden ball trick which worked to perfection. The play, known as "KF-79", began on Stanford's 17-yard line. Columbia quarterback Cliff Montgomery handed the ball off to halfback Al Barabas, who hid the ball on his hit and waited patiently. When the entire Stanford team had been either faked or blocked, Barabas ran virtually untouched into the endzone for the game's only score.

The fact the game was even played was remarkable. The Pasadena Fire Department had to pump 12 inches of water off the field after heavy rains pounded Southern California in the days leading up to the game.

1935 Rose Bowl Game

Alabama 29, Stanford 13

January 1, 1935 • Pasadena, Calif.

	1	2	3	4	Final
Stanford	7	0	6	0	13
Alabama	0	22	0	7	29

Alabama's passing game led by quarterback Dixie Howell and wide receiver Don Hutson proved too much for Stanford, as the Crimson Tide handed the Indians their second straight Rose Bowl Game defeat, 29-13.

Howell completed nine of 12 passes for 160 yards while Hutson caught six passes for 164 yards and two touchdowns as the Tide completed an undefeated season.

Stanford took an early 7-0 lead in the first quarter, as Bobby Grayson carried over from a yard out for a touchdown which was set up by a Tide turnover.

However, Alabama scored 22 consecutive points in the final 13 minutes of the first half to take a 22-7 lead into the locker room at intermission.

Stanford cut the lead to 22-13 in the third quarter, but the Howell-Hutson combination struck again in the fourth quarter, connecting on a 59-yard touchdown pass on a third-and-23 play from its own 41-yard line.

1936 Rose Bowl Game

Stanford 7, SMU 0

January 1, 1936 • Pasadena, Calif.

	1	2	3	4	Final
Stanford	7	0	0	0	7
Southern Methodist	0	0	0	0	0

The third time proved to be the charm for the "Vow Boys" who went to Pasadena with another vow: to win the Rose Bowl Game.

Stanford quarterback Bill Paulman scored the game's only touchdown on a one-yard bootleg play in the first quarter.

SMU made its only serious scoring threat in the second quarter when it drove down to the Stanford five-yard line. Stanford's Wes Muller then forced and recovered a fumble inside the five-yard line, ending the threat.

The game was a defensive battle throughout.

Stanford's Bobby Grayson gained just 28 yards in 17 attempts while Bones Hamilton netted 23 yards on 15 carries.

1941 Rose Bowl Game

Stanford 21, Nebraska 13

January 1, 1941 • Pasadena, Calif.

	1	2	3	4	Final
Stanford	7	7	7	0	21
Nebraska	7	6	0	0	13

In 1940, Stanford got a new football coach in Clark Shaughnessy and the rest of the football world got a revolutionary style of football that would forever change the game.

Shaughnessy and his "T" Formation proved to be an offense filled with innovative tricks that left fans astonished and opponents flat-footed. The Indians bowled over all nine of its regular season opponents and came into the Rose Bowl Game with a perfect 9-0 record. The Cornhuskers (8-1) were ranked seventh in the nation and had lost just once all season to top-ranked Minnesota.

But, the game belonged to Shaughnessy and the "Wow Boys." The "T" Formation featured a completely new offensive set with the quarterback taking the snap from right behind the center. It is this game that is generally considered the clincher that convinced football pundits that the "T" was the offense of the future.

Of course, Shaughnessy's new offense was not without its stars. In quarterback Frankie Albert, halfbacks Pete Kmetovic and Hugh Gallarneau and fullback Norm Standlee, the Indians had the right tools to run the "T." Shaughnessy would later call this backfield one of the greatest of all-time in American football history.

1952 Rose Bowl Game

Illinois 40, Stanford 7

January 1, 1952 • Pasadena, Calif.

	1	2	3	4	Final
Illinois	6	0	7	27	40
Stanford	7	0	0	0	7

In the first nationwide telecast of the Rose Bowl Game, Illinois pounded Stanford, 40-7.

The Indians held an early 7-6 lead in the first quarter, only to see the Illini score 34 unanswered points to secure the sixth straight victory for the Big Ten in the New Year's Day game.

Stanford, which had won nine consecutive games during the regular season, finished the year ranked seventh in the nation in the final wire service polls.

1971 Rose Bowl Game

Stanford 27, Ohio State 17

January 1, 1971 • Pasadena, Calif.

	1	2	3	4	Final
Stanford	10	0	3	14	27
Ohio State	7	7	3	0	17

Making its first Rose Bowl Game appearance in 19 years, Stanford stunned the college football world with a convincing 27-17 upset over previously unbeaten Ohio State.

Heisman Trophy winner Jim Plunkett completed 20 of 30 passes for 265 yards and one touchdown, while the Stanford defense, led by tackle Dave Tipton and linebacker Jeff Siemon, limited the Buckeyes to just three points in the second half as the Indians erased a 14-10 halftime deficit.

Stanford trailed 17-13 after three quarters, but Plunkett engineered an 80-yard, 13-play scoring drive early in the fourth period, culminated by a one-yard touchdown run by Jackie Brown.

On the Buckeyes next possession, Stanford's Jack Schultz intercepted a Rex Kern pass, giving the Indians the ball on the Ohio State 25-yard line. Four plays later, Plunkett connected with Randy Vataha for a 10-yard touchdown to give Stanford a 27-17 lead with just over eight minutes left to play.

1972 Rose Bowl Game

Stanford 13, Michigan 12

January 1, 1972 • Pasadena, Calif.

	1	2	3	4	Final
Stanford	0	0	3	10	13
Michigan	0	3	0	9	12

Quarterback Don Bunce and the "Thunderchickens" defense gave Stanford head coach John Ralston his second consecutive Rose Bowl Game victory in a thrilling, come-from-behind victory over previously unbeaten Michigan.

A 31-yard field goal by Rod Garcia with 0:12 remaining capped off a wild fourth quarter, as the underdog Indians scored their second straight upset victory before 103,154 at the famed stadium.

A safety gave Michigan a 12-10 lead with 3:18 remaining. After regaining possession on its own 22-yard line with 1:48 remaining, Bunce completed five consecutive passes, moving the Indians down to the Michigan 17-yard line with 22 seconds remaining.

Two plays, three yards gained and two timeouts later, on came Garcia to attempt a game-winning 31-yard field goal. His kick split the uprights, handing Stanford an improbable, come-from-behind victory.

Bunce, who completed 24 of 44 passes for 290 yards, was named the game's MVP.

1977 Sun Bowl

Stanford 24, LSU 14

December 31, 1977 • El Paso, Texas

	1	2	3	4	Final
LSU	7	7	0	0	14
Stanford	0	10	7	7	24

Playing in its first post-season bowl game other than the Rose Bowl Game, Stanford notched a 24-14 victory over favored LSU in the Sun Bowl.

Under the direction of first-year head coach Bill Walsh, Stanford ended the season with a 9-3 record and a No. 15 ranking in both wire service polls.

The game was billed as an offensive showdown with the passing of Stanford quarterback Guy Benjamin and the running of LSU All-American Charles Alexander.

Benjamin completed 23 of 36 passes for a Sun Bowl-record 269 yards while Alexander finished the game with 197 yards on the ground, also a record.

But the game was decided by Stanford's defense, which shutout the Tigers in the second half. Linebacker Gordy Ceresino led both teams with 22 tackles and was awarded the Chuck Hughes Memorial Trophy for his outstanding defensive play.

1978 Bluebonnet Bowl

Stanford 25, Georgia 22

December 31, 1978 • Houston, Texas

	1	2	3	4	Final
Stanford	0	0	22	3	25
Georgia	3	12	7	0	22

Stanford won its fourth bowl game in four appearances in the 1970s as Bill Walsh led his Cardinal to a spectacular come-from-behind victory over heavily favored Georgia.

The Cardinal entered the game with a 7-4 overall mark, 4-3 in the Pac-10 and unranked. Georgia, on the other hand, was 9-1-1 and ranked seventh and 11th by the two wire service polls.

The Bulldogs jumped out to a 15-0 lead at the half and led 22-0 early in the third quarter before Stanford got its wake-up call. The Cardinal proceeded to score 25 unanswered points in a six-and-a-half minute span to take the lead. Stanford's 25-22 lead early in the fourth quarter held up as the Cardinal defense, led by Gordy Ceresino, shut out the powerful Bulldog offense to preserve the win.

Ceresino was named the game's Defensive MVP as he accounted for 20 tackles. Cardinal quarterback Steve Dils was the Offensive MVP after leading the remarkable comeback. He completed 17 of 28 passes for 210 yards and three touchdowns.

1986 Gator Bowl

Clemson 27, Stanford 21

December 27, 1986 • Jacksonville, Fla.

	1	2	3	4	Final
Stanford	0	0	7	14	21
Clemson	7	20	0	0	27

There were two different games played on this day in Jacksonville, Florida. The first belonged to Clemson in the first half and the second belonged to the Cardinal in the final half.

The difference, however, was that Clemson won the first half 27-0 and Stanford won the second half 21-0 - giving the Tigers a 27-21 victory in the Cardinal's first post-season bowl appearance since the 1978 Bluebonnet Bowl.

Clemson gained 291 yards and had 15 first downs in the first half while the Cardinal gained just 57 yards and recorded three first downs. The Tigers' 27-0 first half lead was largely due to the running of Terrence Flagler and Kenny Flowers and the passing of quarterback Rod Williams, who completed 8-of-11 for 101 yards.

Stanford's starting quarterback - John Paye - could not play due to injury and seldom-used backup Greg Ennis was called to action. Ennis completed 20-of-40 for 168 yards for the game, but was just 6-of-13 for 18 yards in the first half. Brad Muster, the 1986 Pac-10 Offensive Player of the Year, earned co-MVP honors with Clemson's Williams after rushing for 70 yards on 17 carries and catching four passes for 53 yards and two touchdowns.

1991 Aloha Bowl

Georgia Tech 18, Stanford 17

December 25, 1991 • Honolulu, Hawaii

	1	2	3	4	Final
Georgia Tech	10	0	0	8	18
Stanford	7	10	0	0	17

Stanford's "Now Boys" entered the Aloha Bowl with a seven-game winning streak - the program's longest since 1951 - as the Cardinal was making its first bowl appearance since 1986.

The Cardinal jumped out to first-half leads of 7-0 and 17-10, but Georgia Tech scored a touchdown and two-point conversion in the last 14 seconds of the game to secure an 18-17 victory. Stanford led 17-10 with 1:41 remaining in the game when its drive stalled on the Georgia Tech 45.

Tommy Vardell finished the game with 104 yards and accounted for both of Stanford's touchdowns, but was knocked out of the game in the second half after breaking his collarbone. Quarterback Steve Stenstrom finished the game completing 16 of 32 passes for 170 yards.

1993 Blockbuster Bowl

Stanford 24, Penn State 3

January 1, 1993 • Miami, Fla.

	1	2	3	4	Final
Stanford	7	7	10	0	24
Penn State	3	0	0	0	3

The culmination of one of the greatest football seasons in Stanford history came on a warm and cloudy day in Miami.

The Cardinal, Pac-10 Co-Champions for the first time since 1971 and playing in its first New Year's Day Bowl Game since the 1972 Rose Bowl Game, beat traditional power Penn State, 24-3, in the Blockbuster Bowl in a game that clearly showed why Stanford was a top-10 team.

Stanford used a familiar formula: a dominating defense and an effective offense.

After Stanford took a 14-3 lead into the locker room at halftime, Penn State could muster just 29 rushing yards, 53 via the pass and only 82 total yards the entire second half.

Senior cornerback Darrien Gordon was named the game's Most Outstanding Player after holding Penn State All-American wide receiver O.J. McDuffie intact. Gordon recorded seven tackles and was credited with six pass breakups.

Steve Stenstrom completed 17 of 28 passes for 210 yards and two touchdowns while fullback Ellery Roberts added 98 yards on the ground.

1995 Liberty Bowl

East Carolina 19, Stanford 13

December 30, 1995 • Memphis, Tenn.

	1	2	3	4	Final
Stanford	0	7	6	0	13
East Carolina	7	9	0	3	19

Stanford was picked to finish last in the Pac-10 by many of the preseason prognosticators but the Cardinal under first-year head coach Tyrone Willingham had different ideas. Stanford found itself unbeaten after its first five games, with only a tie against Wisconsin blemishing an otherwise perfect ledger.

The Cardinal picked up three more wins late in the season against Oregon State, Washington State and Cal to finish the regular season with a 7-3-1 mark and gain an invitation to the St. Jude Liberty Bowl, where it would face East Carolina.

Stanford could not get on track offensively and managed just 11 first downs and 211 yards in total offense in a 19-13 loss to the Pirates. The Cardinal faced a third-and-one from the Pirate 20 with less than a minute left to play, but Mark Butterfield's last two passes fell incomplete and ECU took over on downs with 11 seconds left in the game.

1996 Sun Bowl

Stanford 38, Michigan State 0

December 31, 1996 • El Paso, Texas

	1	2	3	4	Final
Stanford	7	14	10	7	38
Michigan State	0	0	0	0	0

In the most lopsided bowl game victory in school history, Stanford completely took apart Michigan State en route to a 38-0 Sun Bowl win, the first shutout by a Cardinal team since 1974.

Stanford advanced to the 18th bowl game in school history and the second straight under Tyrone Willingham. The Cardinal's win gave Stanford a 7-5 final record and five consecutive wins to end the season.

The game was as one-sided as the score indicated. Stanford scored touchdowns on offense, defense and special teams, led 21-0 at the half and never allowed the Spartans to mount any semblance of a comeback in the second half.

Chad Hutchinson was named the game's offensive MVP after completing 22 of 28 passes for 226 yards and one touchdown. Anthony Bookman ran wild in El Paso, finishing the contest with 103 yards on 11 carries.

Defensive end Kailee Wong recorded 10 tackles, three tackles for loss and two sacks and was named the game's defensive MVP.

2000 Rose Bowl Game

Wisconsin 17, Stanford 9

January 1, 2000 • Pasadena, Calif.

	1	2	3	4	Final
Stanford	0	9	0	0	9
Wisconsin	0	3	7	7	17

Stanford returned to Pasadena for the first time since 1972 after finishing the regular season 8-4 overall, including a sparkling 7-1 Pac-10 Conference record. Stanford was a heavy underdog to Big Ten champion Wisconsin, but gave the fourth-ranked Badgers all they could handle in a 17-9 defeat.

Stanford's effort was even more impressive considering the Cardinal suffered crucial injuries to key players -- notably wide receiver Troy Walters and defensive end Willie Howard -- leading up to the game. Walters played in the game with a heavily wrapped wrist and caught three passes for 52 yards and Howard defied the odds and made a start at defensive end and recorded five tackles.

Stanford, which had yielded an average of 452.8 yards per game in the regular season, limited the Badgers to just 331 yards in total offense. However, 200 of those yards came on the efforts of Heisman Trophy-winner Ron Dayne. Todd Husak finished the game with 258 passing yards, but Stanford was held to minus-five yards in rushing offense.

2001 Seattle Bowl

Georgia Tech 24, Stanford 14

December 27, 2001 • Seattle, Wash.

	1	2	3	4	Final
Georgia Tech	7	10	0	7	24
Stanford	0	3	3	8	14

Coming off one of the best regular season performances in the 106-year history of the program, Stanford rode into postseason play with momentum, boasting a spectacular 9-2 record.

The nine victories marked the first time since 1992 that the Cardinal accomplished this feat, and was only the second time in 50 years that the program had attained this mark. The 11th-ranked Cardinal aimed for its 10th victory in the Pacific Northwest against Georgia Tech in the inaugural Seattle Bowl.

Despite a fourth-quarter surge that pulled the Cardinal within a field goal with 11:39 left in the contest, unranked Georgia Tech surprised Stanford 24-14 before a crowd of 30,144 at Safeco Field, home of the Seattle Mariners.

Stanford finished the year with a 9-3 record and was ranked 16th in the nation by the Associated Press. Lewis, who replaced starter Randy Fasani at the end of the third quarter, was named Stanford's Player of the Game after completing 6 of 13 passes for 110 yards and one touchdown.

2009 Sun Bowl

Oklahoma 31, Stanford 27

December 31, 2009 • El Paso, Texas

	1	2	3	4	Final
Oklahoma	10	7	14	0	31
Stanford	7	17	0	3	27

Playing in its first bowl game since 2001, Stanford fell to Oklahoma, 31-27, before a sellout crowd of 53,713.

Oklahoma's Landry Jones completed 30 of 51 passes for 418 yards and three touchdowns to earn game MVP honors. The 418 yards tied for the ninth-highest passing total ever by a Stanford opponent.

The 19th-ranked Cardinal was without the services of quarterback Andrew Luck, who was sidelined with a broken right index finger suffered a month earlier.

Tavita Pritchard made his first start of the season and completed 8 of 19 passes for 117 yards. Toby Gerhart ended his Stanford career by rushing for 135 yards on 32 carries to go along with two touchdowns.

Stanford enjoyed a 21-17 halftime lead. However, the Cardinal managed just 79 yards in total offense and four first downs in the second half.

A 21-yard field goal by Whitaker cut the lead to 31-27 in the fourth quarter. Stanford regained possession at its own 15-yard line with 3:21 remaining, but saw its season come to an end after going four-and-out.

2011 Orange Bowl**Stanford 40, Virginia Tech 12**

January 3, 2011 • Miami Gardens, Fla.

	1	2	3	4	Final
Stanford	7	6	13	14	40
Virginia Tech	2	10	0	0	12

Stanford added an exclamation point to its historic 2010 season with a 40-12 victory over Virginia Tech in the Discover Orange Bowl in Miami Gardens, Fla.

Behind four touchdown passes by quarterback Andrew Luck, Stanford pulled away from the ACC-champion Hokies in the second half en route to its school record 12th victory of the season. Three of Luck's four touchdown strikes went to tight end Coby Fleener, who finished the game with six receptions for 173 yards, both career highs.

Luck, who was named the game's Most Outstanding Player, completed 18 of 23 passes for 287 yards and four touchdowns. After completing 9 of 13 passes in the first half, Luck was nearly perfect following intermission, completing 9 of 10 attempts for 201 yards and three touchdowns – all to Fleener.

Stanford led just 13-12 at halftime, as the Hokies thwarted a fake punt and blocked an extra point try.

Running back Jeremy Stewart, who had been hampered all year with injuries, broke loose for a 60-yard touchdown run at the 6:16 mark of the first quarter to give the Cardinal a 7-0 lead.

After Virginia Tech took a 13-9 lead, Luck connected with tight end Zach Ertz for a 25-yard touchdown pass that capped an eight-play, 79-yard scoring drive. A field goal by Virginia Tech's Chris Hazley just before halftime cut Stanford's lead to 13-12 at the break.

The second half belonged to the Cardinal, as Stanford scored on its first four possessions on its way to its eighth consecutive victory. Owen Marecic opened the second half scoring spree with a one-yard run at the 8:47 mark of the third quarter to give Stanford a 19-12 lead.

Luck then hit Fleener for touchdowns of 41, 58 and 38 yards, securing Stanford's first bowl victory since 1996. Stanford's defense, behind a 12-tackle effort from linebacker Shayne Skov, limited a strong Hokies running game to just 66 yards.

It was the final game for Stanford head coach Jim Harbaugh, who compiled a 29-21 in four seasons at the helm of the Cardinal program. With the win, Stanford became the first FBS team to win 12 games four years after losing 11 contests.

2012 Fiesta Bowl**Oklahoma State 41, Stanford 38 (OT)**

January 3, 2012 • Glendale, Ariz.

	1	2	3	4	OT	Final
Stanford	7	14	7	10	0	38
Oklahoma State	0	21	3	14	3	41

In the most anticipated postseason game outside of the BCS National Championship Game, third-ranked Oklahoma State dealt fourth-ranked Stanford a heartbreaking 41-38 overtime loss in a wildly entertaining Tostitos Fiesta Bowl in Glendale, Ariz.

Quinn Sharp's 22-yard field goal in overtime gave the Cowboys its first BCS title, only after Stanford kicker Jordan Williamson misfired on two critical field goal attempts, one at the end of regulation and the other in overtime.

Quarterbacks Andrew Luck and Brandon Weeden each threw for over 300 yards while Stanford running back Stepfan Taylor ran for a career -high 177 yards on 35 carries.

Two-time Biletnikoff Award winner Justin Blackman caught eight passes for 186 yards, including touchdowns of 43, 67 and 17 yards.

Luck was especially brilliant in his final game in a Stanford uniform, completing 27 of 31 passes for 347 yards and two touchdowns, including a 53-yard bomb to Ty Montgomery that accounted for the game's first touchdown.

Stanford compiled 590 yards in total offense, compared to 412 for Oklahoma State, and held the Cowboys to just 13 yards rushing.

The Cardinal never trailed in the game until Sharp made the game-winning field goal that left Stanford crestfallen.

The two teams combined for 24 points in a wild fourth quarter.

Taylor's one-yard touchdown run with 4:34 left capped a 13-play, 69-yard scoring drive that gave the Cardinal a short-lived 38-31 lead.

Weeden and the Cowboys marched 67-yards in nine plays and tied the game when Joseph Randall carried over from four yards out with 2:35 left.

Luck then drove the Cardinal down to the Cowboys 23-yard line, setting up a potential game-winning field goal with :03 remaining.

However, Williamson's attempt missed badly, sending the game into overtime. Stanford had the first crack in overtime, but Williamson misfired on a 43-yard attempt.

2013 Rose Bowl Game**Stanford 20, Wisconsin 14**

January 1, 2013 • Pasadena, Calif.

	1	2	3	4	Final
Wisconsin	0	14	0	0	14
Stanford	14	3	0	3	20

Stanford finished a 12-2 campaign with a 20-14 victory over Wisconsin in the 99th Rose Bowl Game. In a defense-dominated second half, Usua Amanam stopped Wisconsin's final drive with an interception near midfield with 2:30 to play to seal the program's first Rose Bowl victory in 40 years.

Stepfan Taylor rushed for 89 yards and an early touchdown, while Kevin Hogan passed for 123 yards, but Stanford won the game with a shutdown effort by its defense, which held Wisconsin scoreless with just 82 yards after halftime.

Kelsey Young took his only carry 16 yards for a score on Stanford's opening possession, and Taylor scored on the second drive after a big catch by Zach Ertz. Wisconsin kept the Cardinal out of the end zone for the final 51 minutes, but Stanford's defense didn't need any more help in the Cardinal's eighth straight victory to end the campaign.

Following Taylor's 3-yard touchdown run just eight and a half minutes in to give the Cardinal a 14-0 lead, Wisconsin briefly got going only to be turned back by Stanford's defense with a goal line stand from its 1-yard line.

Montee Ball had an 11-yard touchdown run midway through the second quarter and, following a Stanford field goal, the Badgers cut the deficit to 17-14 on Jordan Fredrick's short touchdown catch just 19 seconds before the break.

Wisconsin would get no closer as Stanford celebrated in front of 93,359 fans.

2014 Rose Bowl Game

Michigan State 24, Stanford 20

January 1, 2014 • Pasadena, Calif.

	1	2	3	4	Final
Michigan State	0	14	3	7	24
Stanford	10	7	0	3	20

Stanford took a 10-0 lead after the first quarter, but could not hold on as Michigan State came back for a 24-20 victory in the 100th Rose Bowl Game.

Tyler Gaffney ran for 91 yards and an early touchdown for Stanford, and linebacker Kevin Anderson returned an interception 40 yards for a score late in the first half.

Kevin Hogan threw for 143 yards on 10 of 18 passing, including a 51-yard connection to Devon Cajuste in the third quarter and a 43-yard strike to Michael Rector in the first.

Ed Reynolds led the defense with 10 tackles and Shayne Skov had a sack and three tackles for loss. But Michigan State's Connor Cook passed for a career-high 332 yards on 22 of 36 passing.

Cook's connection with Tony Lippett in the fourth quarter proved to be the difference.

The tie-breaking pass came from 25-yards out and Stanford could not muster a comeback of its own, despite a late field goal from Jordan Williamson.

The Spartan's defense ended it by stopping the Pac-12 champion Cardinal on fourth-and-1 with 1:46 to play, stuffing a run play up the middle.

A mere 112 years after the game considered the first Rose Bowl was played in a park elsewhere in Pasadena, Stanford and Michigan State engaged in an old-fashioned slugfest in the venerable stadium that later hosted the BCS title game.

Stanford fell to 54-13 over the last five seasons, including four straight appearances in BCS bowl games.

2014 Foster Farms Bowl

Stanford 45, Maryland 21

December 30, 2014 • Santa Clara, Calif.

	1	2	3	4	Final
Maryland	0	7	0	14	21
Stanford	7	21	7	10	45

Kevin Hogan threw for 189 yards and two touchdowns, Remound Wright ran for three short scores, and Stanford overwhelmed Maryland, 45-21, in the Foster Farms Bowl.

On a chilly, windy night in Silicon Valley, Stanford blew past the Terrapins with a complete performance. They outgained Maryland 414 to 222 yards and looked right at home at Levi's Stadium, about 11 miles from campus.

It was the most points scored in a bowl game in Stanford history. Stanford denied Maryland its first postseason win since 2010.

Hogan, named the game's most valuable offensive player, completed 14 of 20 passes. Wright tied the bowl record for touchdowns rushing, and Stanford's smothering defense did the rest.

Ten receivers caught passes, with Devon Cajuste (four receptions for 47 yards and two touchdowns) and tight end Austin Hooper (five receptions for 71 yards) leading the way.

Christian McCaffrey had 138 all-purpose yards and Ricky Seale ran for his first career touchdown -- a 1-yard plunge that put Stanford up 42-7 early in the fourth.

Maryland quarterback C.J. Brown moved the offense early, although he was sacked six times. Brown finished 15-for-27 passing for 205 yards and one interception and ran for a late touchdown.

Diggs caught 10 passes for 138 yards, Wes Brown ran for a short touchdown early in the second quarter and William Likely returned a kickoff 100 yards for a score in the fourth after the game had become a rout.

James Vaughters had five tackles, three of which were quarterback sacks, to earn defensive MVP honors.

Bowl Game Records

Rushing Attempts.....	35 • Stepfan Taylor vs. Oklahoma State • 2012 Fiesta Bowl
Rushing Yards.....	177 • Stepfan Taylor vs. Oklahoma State • 2012 Fiesta Bowl
Rushing Touchdowns	3 • Remound Wright vs. Maryland • 2014 Foster Farms Bowl
Longest Rush.....	60 • Jeremy Stewart vs. Virginia Tech • 2011 Orange Bowl

Pass Attempts	44 • Don Bunce vs. Michigan • 1972 Rose Bowl
Pass Completions.....	27 • Andrew Luck vs. Oklahoma State • 2012 Fiesta Bowl
Passing Yards	347 • Andrew Luck vs. Oklahoma State • 2012 Fiesta Bowl
Passes Intercepted.....	2 (3) • last by Mark Butterfield vs. East Carolina • 1995 Liberty Bowl
Touchdown Passes	4 • Andrew Luck vs. Virginia Tech • 2011 Orange Bowl
Completion Percentage.....	.871 (27-31) • Andrew Luck vs. Oklahoma State • 2012 Fiesta Bowl
Longest Pass.....	58 • Andrew Luck to Coby Fleener vs. Virginia Tech • 2011 Orange Bowl

Receptions.....	8 (112 yards) • John Winesberry vs. Michigan • 1972 Rose Bowl
Receiving Yards	173 • Coby Fleener vs. Virginia Tech • 2011 Orange Bowl
Touchdown Receptions.....	3 • Coby Fleener vs. Virginia Tech • 2011 Orange Bowl
Longest Reception	58 • Coby Fleener from Andrew Luck vs. Virginia Tech • 2011 Orange Bowl

Points.....	18 (3) • last by Remound Wright vs. Maryland • 2014 Foster Farms Bowl
Touchdowns.....	3 (3) • last by Remound Wright vs. Maryland • 2014 Foster Farms Bowl

Kicking Points.....	9 (3) • last by Jordan Williamson vs. Maryland • 2014 Foster Farms Bowl
Extra Points	6 • Jordan Williamson vs. Maryland • 2014 Foster Farms Bowl
Field Goals	2 (6) • last by Jordan Williamson vs. Michigan State • 2014 Rose Bowl
Longest Field Goal	48 • Steve Horowitz vs. Ohio State • 1971 Rose Bowl

Tackles.....	22 • Gordy Ceresino vs. LSU • 1977 Sun Bowl
Solo Tackles.....	18 • Gordy Ceresino vs. LSU • 1977 Sun Bowl

First Downs.....	27 • vs. Oklahoma State • 2012 Fiesta Bowl
Rushing Attempts.....	50 • vs. Oklahoma State • 2012 Fiesta Bowl
Rushing Yards.....	257 • vs. Michigan State • 1996 Sun Bowl
Rushing Touchdowns ...	4 • vs. Maryland • 2014 Foster Farms Bowl
Pass Attempts.....	44 • vs. Michigan • 1972 Rose Bowl
Pass Completions.....	27 • vs. Oklahoma State • 2012 Fiesta Bowl
Completion Percentage..	.871 (27-31) • vs. Oklahoma State • 2012 Fiesta Bowl
Passing Yards.....	347 • vs. Oklahoma State • 2012 Fiesta Bowl
Passes Intercepted.....	5 • vs. Notre Dame • 1925 Rose Bowl
Touchdown Passes	4 • vs. Virginia Tech • 2011 Orange Bowl
Total Offensive Plays...	81 • vs. Oklahoma State • 2012 Fiesta Bowl
Total Yards Gained	590 • vs. Oklahoma State • 2012 Fiesta Bowl
Most Points Scored	45 • vs. Maryland • 2014 Foster Farms Bowl
Fewest Points Allowed...	0 (2) • last vs. Michigan State • 1996 Sun Bowl

National Award Winners

Heisman Trophy

Most outstanding player in college football

1970 Jim Plunkett

AFCA Coach of the Year

1940 Clark Shaughnessy

1951 Chuck Taylor

Rhodes Scholar

1992 Cory Booker

CoSIDA Academic All-American of the Year

1991 Tommy Vardell

2011 Andrew Luck

Walter Camp Football Foundation Player of the Year

Top individual player in college football

2011 Andrew Luck

Maxwell Award

Player of the year in college football

1970 Jim Plunkett

2011 Andrew Luck

Doak Walker Award

Most outstanding running back in college football

2009 Toby Gerhart

Biletnikoff Award

Most outstanding receiver in college football

1999 Troy Walters

Paul Hornung Award

Most versatile player in college football

2010 Owen Marecic

Pop Warner National College Football Award

Player who best emulates the ideals of Pop Warner

2014 Jordan Richards

Pop Warner Trophy

Top senior player on the West Coast

1950 Russ Pomeroy

1953 Bobby Garrett

1959 Chris Burford

1969 Don Parish

1970 Jim Plunkett

1971 Jeff Siemon

1977 Guy Benjamin

1980 Ken Margerum

1982 John Elway

1986 David Wyman

1991 Tommy Vardell

1992 Glyn Milburn

1994 Steve Stenstrom

Rose Bowl Hall of Fame

	Rose Bowl	Inducted
Jim Plunkett • QB	1970	1989
Bob Reynolds • T	1933-35	1990
Ernie Nevers • RB	1925	1991
Frankie Albert • QB	1941	1992
Ted Shipkey • End	1925, 1927	1995
John Ralston • Coach	1970-71	1996

National Football Foundation Scholar-Athletes

1967	John Root
1970	John Sande III
1976	Duncan McColl
1980	Milt McColl
1981	Darrin Nelson
1983	John Bergren
1992	Glyn Milburn
1994	Justin Armour
1995	David Walker
1997	Damon Dunn
2014	Jordan Richards

NCAA Post-Graduate Scholarship Recipients


1965	Joe Neal
1966	Terry DeSylvia
1968	John Root
1971	John Sande III
1972	Jackie Brown
1974	Randy Poltl
1975	Keith Rowan
1976	Gerald Wilson
1977	Duncan McColl
1981	Milt McColl
1984	John Bergren
1985	Scott Carpenter
1987	Brian Morris
1988	Doug Robison
1994	Steve Stenstrom
1995	Eric Abrams
1995	David Walker
1996	Marlon Evans
1997	Damon Dunn
2010	Chase Beeler

CoSIDA Academic All-Americans

1958	Joel Freis	Third Team
1970	Jackie R. Brown	Second Team
	Terry Ewing	First Team
	John Sande	First Team
	Randy Vataha	Second Team
1973	Bruce Blackstone	Second Team
1974	Gordon Riegel	Second Team
	Keith Rowen	Second Team
1975	Don Stevenson	First Team
	Ted Pappas	Second Team
1976	Don Stevenson	First Team
1977	Guy Benjamin	First Team
	James Lofton	Second Team
1978	Vince Mulroy	First Team
	Jim Stephens	First Team
1979	Pat Bowe	First Team
	Milt McColl	First Team
	Joe St. Geme	First Team
1980	Duke Dapper	Second Team
	Milt McColl	Second Team
	Ken Margerum	Second Team
1981	Darrin Nelson	First Team
	John Bergren	First Team
1982	John Bergren	First Team
	Mike Dotterer	Second Team
1983	John Bergren	First Team
	Eric Mullins	Second Team
	Rob Moore	Second Team
1984	Scott Carpenter	Second Team
	Emile Harry	Second Team
	Kevin Scott	Second Team
	Matt Soderlund	Second Team
1985	Matt Soderlund	First Team
1987	Brad Muster	First Team
1990	Ed McCaffrey	First Team
	Jon Volpe	Second Team
1991	Tommy Vardell	First Team
1993	Justin Armour	Second Team
1994	Justin Armour	First Team
1999	Troy Walters	First Team
2009	Ryan Whalen	Second Team
2010	Chase Beeler	First Team
	Owen Marecic	Second Team
2011	Andrew Luck	First Team
2013	Jordan Richards	Second Team
2014	Henry Anderson	Second Team

Academic All-American records unavailable before 1964.

1970 Heisman Trophy Winner Jim Plunkett



1970 Heisman Trophy Final Balloting

Player • School	First	Total
1. Jim Plunkett • Stanford	510	2,299
2. Joe Theismann • Notre Dame	242	1,401
3. Archie Manning • Mississippi	138	849
4. Steve Worster • Texas	47	398
5. Rex Kern • Ohio State	17	188
6. Pat Sullivan • Auburn	24	180
7. Jack Tatum • Ohio State	8	173
8. Ernie Jennings • Air Force	18	118
9. Don McCauley • North Carolina	6	57
10. Lynn Dickey • Kansas State	6	49
11. Ed Marinaro • Cornell	4	46
12. Tom Gatewood • Notre Dame	1	35
13. Joe Spagnola • Arizona State	2	34
14. Dennis Dummit • UCLA	0	31

In 1970, Jim Plunkett became Stanford's first and only player to win the Heisman Trophy Award as the best player in college football. Plunkett led the Indians to the Pacific-8 Conference Championship with a 9-3 record, including a thrilling 27-17 upset victory over previously undefeated Ohio State in the Rose Bowl. He was the runaway winner for the trophy, garnering 510 of 1,059 first place ballots cast. He compiled 2,299 points to 1,401 for runner-up Joe Theismann of Notre Dame. In addition to the Heisman, Plunkett won the Maxwell Award, was a consensus first-team All-America, and was named Player of the Year by United Press International, Sporting News, Sport Magazine, the Walter Camp Association, and the American College Football Coaches Association. He completed 191 of 358 passes for 2,715 yards, and he ran for another 183 yards, giving him 2,898 yards of total offense that season (a school and Pac-8 record). Highlights of the season included his 275 passing yards in a 24-14 drubbing of USC, 22-of-36 passing for 268 yards and four

touchdowns in a 29-22 win against Washington, and a phenomenal 20-of-30 for 265 yards in the 1971 Rose Bowl, Plunkett's final game at Stanford.

After finishing eighth in the Heisman balloting as a junior in 1969, Plunkett turned down an opportunity to turn pro and returned to Stanford for his senior season. "Coach (John) Ralston, all of our coaches, and my teammates have been building something at Stanford for the past couple of years," Plunkett explained. "If I were to leave now, I would always have the feeling that I let them down before our goals were reached. Besides, we are always telling kids today not to drop out, to finish school, to set targets and to work towards them. What would they think if I were to drop out now for professional football?"

Plunkett returned to Stanford for the 1970 season and wound up having a storybook year he would never forget. He led the Indians to their first Rose Bowl appearance in 19 years and their first Rose Bowl victory in 30 seasons. His performance in the Rose Bowl earned him Most Valuable Player honors. He finished his career with 7,887 yards in total offense, which not only set a Stanford record but also established a new NCAA record.

He went on to become the number-one draft pick in the NFL by the New England Patriots. He played 16 seasons in the NFL with the Patriots, San Francisco 49ers and Oakland/Los Angeles Raiders. He was named NFL Rookie of the Year in 1971 and won two Super Bowl championships with the Raiders. He was the MVP of Super Bowl XV following the 1981 season when he led the Oakland Raiders over the Philadelphia Eagles. Three years later, Plunkett led the Los Angeles Raiders to a victory in Super Bowl XVIII over the Washington Redskins.

In November 1991, Plunkett's jersey number 16 became the second number retired in Stanford history (the other is Ernie Never's number one). He is a member of the National Football Foundation College Football Hall of Fame and the Stanford Athletic Hall of Fame.

Game-by-Game With Plunkett in 1970

Opponent	Att.	Comp.	Pct.	Int.	Yds.	TDs
at Arkansas	39	22	.564	3	262	2
San Jose State	29	17	.586	0	302	1
at Oregon	38	18	.474	1	250	3
Purdue	36	15	.417	5	200	1
USC	31	19	.613	1	275	1
at Washington State	14	10	.714	0	224	2
at UCLA	37	18	.486	2	262	0
Oregon State	26	13	.500	2	210	3
Washington	36	22	.611	2	268	4
at Air Force	35	17	.486	0	182	0
at California	37	20	.541	2	280	2
Ohio State (Rose Bowl)	30	20	.667	1	265	1

Career Passing

Year	Att.	Comp.	Int.	Pct.	Yds.	TDs
1968	268	142	14	.529	2,156	14
1969	336	197	15	.586	2,673	20
1970	358	191	18	.533	2,715	18
Totals	962	530	47	.551	7,544	52

Career Rushing

Year	Att.	Net	TD
1968	81	47	6
1969	53	113	1
1970	78	183	3
Totals	212	343	10

Career Total Offense

Year	Plays	Total
1968	349	2,203
1969	389	2,786
1970	436	2,898
Totals	1,174	7,887



Stanford in the Heisman Trophy Balloting

1940	Frankie Albert • QB	4th
1940	Norman Standlee • FB	8th
1941	Frankie Albert • QB	3rd
1951	Bill McColl • E	4th
1953	Bobby Garrett • QB	5th
1956	John Brodie • QB	7th
1969	Jim Plunkett • QB	8th
1970	Jim Plunkett • QB	1st
1977	Guy Benjamin • QB	6th
1981	Darrin Nelson • RB	6th
1982	John Elway • QB	2nd
1992	Glyn Milburn • RB	9th
2009	Toby Gerhart • RB	2nd
2010	Andrew Luck • QB	2nd
2010	Owen Marecic • FB/LB	10th
2011	Andrew Luck • QB	2nd

Stanford Athletics Hall of Fame

The Stanford Athletic Hall of Fame was the brainchild of the late Walt Gamage, a longtime sports editor of the Palo Alto Times. Gamage, who had previously worked on a number of neighborhood newspapers in the Chicago area, moved to Palo Alto in 1944 and quickly became interested in Stanford sports. In early 1954, Gamage set out to organize the Hall of Fame. The first class of inductees, including 34 of the greatest names in Stanford sports history, was announced in a full-page spread in the Palo Alto Times on December 21, 1954.

A total of 90 Stanford football players and coaches have been inducted into the school's hall of fame, including 2014 inductee Toi Cook.

Frank Albert '42
 Frank Alustiza '36
 Bruno Banducci '43
 Benny Barnes '72
 Guy Benjamin '77
 John Brodie '57
 Jackie Brown '72
 George Buehler '69
 Don Bunce '71
 Chris Burford '60
 Ernie Caddel '33
 Gordy Ceresino '79
 Jack Chapple '64
 Toi Cook '87
 Bill Corbus '34
 Murray Cuddeback '25
 Ed Cummings '62
 Dud DeGroot '23
 Steve Dils '78
 Pat Donovan '75
 John Elway '83
 Chuck Evans '79
 Skip Face '61
 Hugh Gallarneau '41
 Bob Garrett '54
 Ron George '92
 Bob Grayson '36
 Bones Hamilton '36
 Ray Handley '66
 Walt Heinecke '30
 Tony Hill '77
 Biff Hoffman '29
 Brian Holloway '81
 Dick Horn '52
 Dick Hyland '28
 Gary Kerkorian '52
 Gordon King '77
 Pete Kmetovic '42
 Jim Lawson '25
 Pete Lazetich '72
 Vic Lindskog '42
 James Lofton '78
 John Lynch '93
 Norm Manoogian '53
 Ken Margerum '81
 Ed McCaffrey '90
 Bill McColl '52
 Duncan McColl '77
 Hal McCreery '28
 Glyn Milburn '92
 Phil Moffatt '32

Bob Moore '71
 Sam Morley '53
 Monk Moscrip '36
 Wes Muller '36
 Brad Muster '88
 Darrin Nelson '82
 Ernie Nevers '26
 Blaine Nye '68
 Don Parish '70
 John Paye '87
 Jim Plunkett '71
 Seraphim Post '29
 John Ralston (head coach • 1963-71)
 Bob Reynolds '36
 Don Robesky '29
 Ken Rose '49
 Harlow Rotherth '31
 John Sandee III '71
 Clark Shaughnessy (head coach • 1940-41)
 Harry Shipkey '25
 Ted Shipkey '27
 Jeff Siemon '72
 Bob Sims '29
 Malcolm Snider '69
 Norm Standlee '41
 Roger Stillwell '74
 Chuck Taylor '43 (head coach • 1951-57)
 Dink Templeton '21
 Keith Topping '36
 Tommy Vardell '92
 Randy Vataha '71
 Garin Veris '85
 Bill Walsh (head coach • 1977-78 1992-94)
 Glenn "Pop" Warner (head coach • 1924-32)
 Gene Washington '69
 Bob Whitfield '93
 Paul Wiggin '57
 Dave Wyman '87


College Football Hall of Fame

Coaches

Inducted	Name	Position	Seasons
1951	Walter Camp	11-3-3	1892, 1894-95
1951	Fielding Yost	7-4-2	1900
1951	Andy Kerr	11-7-0	1922-23
1951	Pop Warner	71-17-8	1924-32
1968	Clark Shaughnessy	16-3-0	1940-41
1984	Chuck Taylor	40-29-2	1951-57
1992	John Ralston	55-36-3	1963-71

Players

Inducted	Name	Position	Seasons
1951	Ernie Nevers	FB	1923-25
1955	Bobby Grayson	FB	1933-35
1956	Frank Albert	QB	1939-41
1957	Bill Corbus	G	1931-33
1961	Bob Reynolds	T	1933-35
1972	Bones Hamilton	HB	1933-35
1973	Bill McColl	E	1949-51
1982	Hugh Gallarneau	FB	1938-40
1984	Chuck Taylor	G	1940-42
1985	Monk Moscrip	RB	1933-35
1986	John Brodie	QB	1954-56
1990	Jim Plunkett	QB	1968-70
1995	Chris Burford	E	1956-59
2000	John Elway	QB	1979-82
2005	Paul Wiggin	DT	1953-55
2006	Jeff Siemon	LB	1969-71
2009	Ken Margerum	WR	1977-80
2014	Darrin Nelson	HB	1977-78, 80-81



Gene Washington

First Team All-Americans

Frankie Albert Quarterback • 1940, 1941




• Led Stanford's "Wow Boys" to a 10-0 record in 1940, including a 21-3 Rose Bowl victory over Nebraska ... part of the T-formation scheme that revolutionized college football, having moved from tailback to quarterback when the offense was implemented prior to his junior year (1940) ... fourth in the Heisman Trophy balloting in 1940 and improved to third a year later ... Pro Bowl selection for the San Francisco 49ers and later returned as head coach of his old NFL team ... inducted into the College Football Hall of Fame in 1956.

Chase Beeler Center • 2010




• First team Associated Press, Sporting News and American Football Coaches Association All-America ... finalist for the Rimington Award ... anchored offensive line that helped pave the way for a young Cardinal rushing attack to total 2,779 yards on the ground, which was the second highest single-season mark in school history ... helped quarterback Andrew Luck throw for 3,338 yards while completing 70.7 percent of his passes ... 33 starts over last three seasons at Stanford after transferring from Oklahoma.

Guy Benjamin Quarterback • 1977




• Led Stanford to a 9-3 mark in 1977, including a 24-14 Sun Bowl victory over LSU ... Sun Bowl Offensive MVP of that game, going 23 for 36 for 269 yards, three touchdowns and no interceptions ... led NCAA in passing in 1977 ... finished career with 5946 passing yards, 45 touchdowns and .604 completion percentage, which ranked among school's all-time best in all three categories.

Mike Boryla Quarterback • 1973




• Started at quarterback for the Cardinal in 1972 and 1973, earning All-America honors his senior season ... among Stanford's all-time best in career passing yardage (4,082), pass attempts (641) and pass completions (338) ... 1629 yards and 17 touchdowns on 140-of-256 passing in 1973 ... first season as a starter in 1972, completed 183-of-350 for 2284 yards and 14 touchdowns ... played professionally with the Philadelphia Eagles and Tampa Bay Buccaneers.

John Brodie Quarterback • 1956




• Starred for Cardinal from 1954-56, earning consensus All-America honors in his final season on The Farm ... led nation in pass attempts (240), pass completions (139), completion percentage (.579), passing yards (1,633) and passing touchdowns (12) in 1956 ... threw for 3,594 career yards, which was a Stanford record at that time ... competed on the Stanford golf team ... played professionally with the San Francisco 49ers ... inducted into the College Football Hall of Fame in 1986.

Chris Burford Tight End • 1959




• Tied NCAA record in 1959 with 61 receptions ... led the nation with 757 receiving yards in 1959 ... 12 catches for 115 yards and one touchdown in 1959 Big Game ... two-time All-Pac-8 selection ... 107 career receptions ... played professionally for the Kansas City Chiefs ... inducted to the College Football Hall of Fame in 1995.

Jack Chapple Offensive Guard • 1964



• Played linebacker and offensive guard ... led the team with 142 tackles in 1964 ... ideal combination of strength, size and speed ... played professionally for the San Francisco 49ers.

Bill Corbus Offensive Guard • 1932, 1933




• Two-time All-American was dubbed the "Baby-Faced Assassin" because of his relentless assault on opposition on both sides of the ball ... starred on 1933 "Vow Boys" squad ... kicked two fourth-quarter field goals in 13-7 win over USC in front of 90,000 at the Los Angeles Coliseum that snapped the Trojans' 27-game win streak in 1933 ... named to College Football Hall of Fame in 1957.

Edward A. Cummings Fullback • 1962



• Cardinal fullback earned All-American honors as a senior ... three-year letterman (1960-62) earned stripes as a tough, hard-hitting player ... also played inside linebacker ... led the team in tackles in 1961 and 1962 ... 256 career yards rushing on 70 carries ... 238 tackles over final two seasons.


David DeCastro Offensive Guard • 2011




• Unanimous All-America selection in 2011 ... Associated Press, Walter Camp Football Foundation, Football Writers Association of America, Sporting News and American Football Coaches Association All-America teams ... two-time first team All-Pac-12 ... finalist for the Outland Trophy, semifinalist for Lombardi Award ... anchored one of top offensive lines in the nation that allowed the seventh fewest sacks/game (0.85) in the nation ... one of the best pulling guards in the nation in a run-oriented offense ... helped pave the way for Stanford's rushing game to average 210.6 yards/game, second in the Pac-12 and 18th nationally ... 39 consecutive starts at right guard position ... Cardinal was 31-8 during his career ... co-recipient of the team's Frank Rehm Award, given to the most outstanding lineman in the Big Game.

Pat Donovan Defensive End • 1973, 1974

• Two-time first team All-America ... one of the top linemen in Stanford history ... led team in tackles ... tremendous pass rusher ... teamed with Roger Stillwell to give Stanford the finest pair of ends in the nation ... intense, intelligent player was a “coach on the field” ... moved to the offensive line during successful professional career with the Dallas Cowboys.

John Elway Quarterback • 1980, 1982

• One of the greatest quarterbacks ever, both collegiately and professionally ... rewrote Stanford and Pac-10 record books ... completed 774 of 1,246 career passes for 9,349 yards and 77 touchdowns ... second to Herschel Walker in 1982 Heisman Trophy voting ... Stanford record holder for touchdown passes in a season (27 - 1980) and game (6 - 1980) ... No. 1 pick in the 1983 NFL Draft ... led Denver Broncos to two Super Bowl titles ... played baseball at Stanford for two years before signing a professional contract with the New York Yankees ... inducted into College Football Hall of Fame in 2000 ... entered Professional Football Hall of Fame in 2004 ... had his No. 7 retired by Stanford in 2013.

Zach Ertz Tight End • 2012

• Unanimous All-American with first team honors from the American Football Coaches Association, Associated Press, Sporting News and Walter Camp Football Foundation ... spearheaded tight end corps that led the nation in receiving at that position ... 69 receptions for 898 yards and six touchdowns, leading all tight ends in receptions and yards ... Stanford's seventh all-time unanimous All-American.

Coby Fleener Tight End • 2011

• Sporting News All-America ... 34 catches for 667 yards and team-high 10 touchdowns as a senior in 2011 ... first Stanford tight end to earn All-America status since Chris Burford (1959) ... first team All-Pac-12 ... 19.6 yards/catch as a senior, tied for seventh on Stanford's all-time single-season list ... 51 games played and 15 starts ... 96 career receptions for 1,543 yards and 18 touchdowns (first among tight ends) ... hybrid tight end whose speed and athleticism allowed him to stretch the field.

Hugh Gallarneau Halfback • 1940

• Halfback in the innovative T-formation scheme that led the “Wow Boys” to a Rose Bowl victory over Nebraska to cap the 1940 season ... led by Gallarneau, Frankie Albert, Norm Standlee and Pete Kmetovic, the 1940 squad went unbeaten ... inducted to the College Football Hall of Fame in 1982.

Rod Garcia Placekicker • 1973

• Best known for game-winning 31-yard field goal with 12 seconds left in the 1972 Rose Bowl, giving Stanford a 13-12 victory over Michigan ... 197 career points on 42 of 80 field goals and 71 of 80 extra points ... 76 in points in 1973 on 18 of 29 field goals and 22 of 25 extra points ... 18 field goals was a school record at the time ... school-record 59-yard field goal against USC in 1973.

Bob Garrett Quarterback • 1953

• Brilliant two-way player and first team All-American who could seemingly play every position – quarterback, defensive back, placekicker and punter ... All-American quarterback in 1953, completing 118 of 205 (.576) for 1,637 yards and 17 touchdowns ... then-school record 17 touchdown passes in 1953 ... tied a school record with nine interceptions on defensive side of the ball ... played all 60 minutes in five games in 1953 – the last Stanford player to accomplish that feat ... fifth in the 1953 Heisman Trophy balloting ... No. 1 selection in the 1954 NFL Draft ... played professionally for the Green Bay Packers and Cleveland Browns.

Toby Gerhart Running Back • 2009

• Unanimous All-America selection as a senior after rushing for a single-season school record 1,871 yards and 28 touchdowns in 13 games ... 2009 Pac-10 Offensive Player of the Year ... Doak Walker Award winner ... second in Heisman Trophy balloting, 28 points behind Alabama's Mark Ingram in the closest voting in the history of the award ... Associated Press, Walter Camp Foundation and Sporting News first team All-America selection ... led Pac-10 and ranked second nationally in rushing average (143.9 yards/game) ... rushed for 100 yards or more in 11 of 13 games, including each of the last seven contests ... 200 rushing yards or more in three contests -- No. 24 Washington (200), No. 7 Oregon (223) and Notre Dame (205) ... 28 rushing touchdowns led nation, 172 total points were Stanford single-season record and ranked 13th among the NCAA's FBS all-time single-season leaders ... set school's single-game and single-season rushing records with 223-yard, three touchdown effort in Stanford's 51-42 victory over No. 7 Oregon in Stanford's 51-42 victory over No. 7 Oregon.

Ron George Outside Linebacker • 1992

• Three-year starter at outside linebacker from 1990-92 ... one of the most explosive players to ever play linebacker on The Farm ... led team in sacks and tackles for loss all three seasons ... 25 tackles for loss and 15 sacks in 1992 were both second-best single season marks in school history ... member of 1992 defense that led Cardinal to a 10-3 record, No. 9 national ranking and victory over Penn State in the Blockbuster Bowl ... two-time first team All-Pac-10 selection ... selected in fifth round of the 1993 NFL Draft by the Atlanta Falcons ... eight-year career in the NFL.

Bobby Grayson Fullback • 1934, 1935



• Member of Stanford's "Vow Boys" ... one of the greatest running backs in the early years of college football ... two-time consensus All-America ... finished career with 1,547 rushing yards and 18 touchdowns ... played in three Rose Bowls, gaining 299 yards on 69 carries ... 152 yards rushing in the 1934 Rose Bowl with 119 yards in 1935 game ... rushed for 646 yards, 10 touchdowns and five interceptions in 1934 ... 551 yards rushing and passed for 280 yards in 1935 ... elected into College Football Hall of Fame in 1955.

Bones Hamilton Tackle • 1934



• Helped Stanford's fabulous "Vow Boys" to three straight Rose Bowl appearances and a 25-4-2 record ... the group lived up to its "vow" of defeating USC on three straight occasions ... outstanding player on both sides of the ball ... elected to the College Football Hall of Fame in 1972, one of five members of the "Vow Boys" to be honored.

Ray Handley Halfback • 1964




• One of the most effective running backs to play at Stanford ... 1,795 career rushing yards, a Stanford record at the time ... All-America and All-Pac-8 honors in 1964 ... set school records for yards gained rushing (936) and rushing attempts (197) in 1964 ... led team in rushing in 1965 with 654 yards ... two stints as an assistant coach at Stanford (1972-73, 1979-83) ... head coach of the New York Giants.

Eric Heitmann Offensive Guard • 2001



• First team All-America as a senior ... first Stanford lineman to earn first-team honors since Bob Whitfield in 1991 ... four-year starter ... 35 consecutive starts at guard from 1999-2001 ... 46 games played ... Pac-10 honorable mention in 1999, second team in 2000, first team in 2011 ... selected in seventh round of 2002 NFL Draft by the San Francisco 49ers and started 12 games in his rookie campaign.

Gary Kerkorian Quarterback, Defensive Back • 1951



• Three-year starter at quarterback ... All-America honors as defensive back ... school record holder in every passing category when he left The Farm ... led Stanford to 9-1 regular season in 1951 and Rose Bowl appearance against Illinois ... enjoyed his best season in 1951 when he completed 103 of 186 passes for 1,417 yards and seven touchdowns ... played professionally for Pittsburgh Steelers and Baltimore Colts.

Gordon King Offensive Tackle • 1977



• Overpowering lineman starred on Stanford's 1977 Sun Bowl championship team ... great size and physical strength ... first team All-America and All-Pac-10 in 1977 ... first-round draft pick -- 10th selection -- in 1978 NFL Draft by the New York Giants ... 10-year pro football career.

Jim Lawson End • 1924



• Stanford's first All-American ... consensus first team choice in 1924 after leading Cardinal to 8-1-1 mark and Rose Bowl appearance against Notre Dame ... versatile two-way player ... member of Stanford's Football Hall of Fame.

Pete Lazetich Defensive Tackle • 1971



• Ringleader of Stanford's "Thunder Chickens," the rugged defensive line on the 1971 and 1972 Rose Bowl championship teams ... one of the most popular players in Stanford history ... tremendous pass rusher with exceptional strength ... known for playing hurt ... earned National Player of the Week honors in 1970 and 1971 ... first team All-Pac-8 selection in 1971 ... selected in the second round of the 1972 NFL Draft.

Andrew Luck Quarterback • 2011



• Walter Camp Football Foundation Player of the Year ... Maxwell Trophy winner ... two-time Pac-12 Conference Offensive Player of the Year ... Johnny Unitas Golden Arm Trophy winner ... first team All-America by Walter Camp Football Foundation and American Football Coaches Association of America ... second to Baylor's Robert Griffin III in 2011 Heisman Trophy balloting ... Capital One Academic All-America of the Year ... led Cardinal to 11-2 record and second straight BCS Bowl appearance ... 288 of 404 (.713) passing for 3,517 yards and 37 touchdowns ... ranked first in Pac-12 in passing efficiency (167.5) and fifth in passing yards per game (270.5) ... broke own single-season record for touchdown passes ... three or more touchdowns in eight games in 2011 and 15 times in 38 career starts.

Owen Marecic All-Purpose • 2010




• All-America recognition by the American Football Coaches Association of America as an all-purpose player ... 10th in Heisman Trophy balloting ... Paul Hornung Award winner ... only FBS player to start on both sides of the ball ... full-time starter at fullback and linebacker ... averaged 110 plays/game ... primarily a blocking fullback ... 46 yards rushing and five touchdowns ... Stanford's fifth leading tackler at inside linebacker with 51 tackles, two sacks and two interceptions ... scored on both sides of the ball just seconds apart in Stanford's win at Notre Dame -- capped 11-play, 49-yard scoring drive with one-yard run at the 7:45 mark of the fourth quarter, and returned an interception 20 yards for a touchdown on the Irish's first play from scrimmage following the ensuing kickoff.

Ken Margerum Flanker • 1979, 1980




• Only two-time first team All-American among Stanford's impressive all-time roster of great wide receivers ... finished career as Stanford's (then) all-time leader in receiving yards (2,430) and touchdowns (30) ... second with 141 career receptions ... consensus two-time first team All-America ... three-time All-Pac-10 ... Academic All-America ... 30 career touchdown receptions set Pac-10 record ... 53 receptions in 1978, 41 in 1979 and 44 in 1980 ... third-round selection in 1981 NFL Draft by the Chicago Bears ... won Super Bowl ring with Chicago in Super Bowl XX ... member of Stanford's Athletic Hall of Fame.

Jonathan Martin Offensive Tackle • 2011

• Walter Camp Football Foundation and American Football Coaches' Association first team All-America ... two-time first team All-Pac-12 ... Lombardi Award finalist ... started 37 of 39 career games at left tackle ... run-blocking ability helped Cardinal average 210.6 yards/game on the ground, second-best mark in Pac-12 and 18th nationally ... Stanford finished season with 2,738 yards on the ground, third-highest single-season mark in school history.

Ed McCaffrey Wide Receiver • 1990


• Caught 61 passes for 917 yards and eight touchdowns as a senior in 1990 ... first team All-Pac-10 and first team Academic All-American in 1990 ... ranked among Stanford's all-time best with 2,333 career receiving yards ... 53 receptions for 871 yards as a junior ... fearless receiver over the middle with great size, hands and leaping ability ... played in the NFL from 1991-2003 with the New York Giants, San Francisco 49ers and Denver Broncos ... member of three Super Bowl Championship teams.

Bill McColl End • 1950

• Unquestionably one of the great players of his era ... Pacific Coast Conference record setter in 1950 with 39 receptions for 671 yards ... led 1951 squad to conference title and Rose Bowl appearance ... fourth in 1951 Heisman Trophy balloting after catching 42 passes for 607 yards and seven touchdowns ... 106 career receptions for 1556 yards and 14 touchdowns ... earned medical degree at University of Chicago while playing for the NFL's Chicago Bears from 1952-59 ... named to College Football Hall of Fame in 1973.

Duncan McColl Defensive End • 1976

• Joined, father Bill McColl, as only father-son All-American football combination in Stanford history ... led team in virtually every defensive category last two seasons ... second team All-America in 1975, first team All-America in 1976 ... set Cardinal records in 1976 for tackles for loss (26) and in 1975 with 17 sacks ... two-time first team All-Pac-10 ... lived in opposing backfields throughout his career ... tough, aggressive, big play performer.

Glyn Milburn Running Back • 1992


• Despite playing three seasons at Stanford after transferring from Oklahoma, finished career second at Stanford and third in the Pac-10 with 5,857 career all-purpose yards ... spectacular athlete was one-man human highlight reel ... outstanding punt and kickoff returner ... set school record with 2,222 all-purpose yards in 1990 ... 2,121 all-purpose yards in 1992 and led Cardinal to Blockbuster Bowl victory over Penn State ... among school's all-time leaders in career all-purpose yards (5,857), rushing yards (2,178 yards), receptions (141), punt return yards (1,026), punt return average (13.7), kickoff return yards (1,162) and kickoff return average (23.2) ... Pac-10 record 379 all-purpose yards in 1990 Big Game against Cal ... nine-year NFL career with Denver Broncos, Detroit Lions, Chicago Bears and San Diego Chargers.

Phil Moffatt Halfback • 1930

• One of the most versatile and talented halfbacks to play at Stanford ... played running back, defensive back and kick returner ... 5.9 yards/carry throughout career, highest total in Stanford history ... among school's all-time best in career interceptions (20), season interceptions (9), season punt return yardage (472), season punt returns (41) and single-game punt returns (14) ... member of Stanford's "All-Oldtimer's Team" ... 1,139 career rushing yards and 12 touchdowns on 193 carries.

Ty Montgomery Kick Returner • 2013

• Consensus All-America choice at kick returner as a junior ... first team All-Pac-12 at kick returner and second-team All-Pac-12 at wide receiver in 2013 ... 2013 Jet Award winner, given to nation's top kick return specialist ... led nation during regular season with 31.2 yards/kickoff return (30.3 overall) ... two kick returns for touchdowns ... ninth nationally with 157.7 all-purpose yards/game ... 10 games with at least 100 plus all-purpose yards in leading Stanford to second straight Pac-12 title in 2013 ... led Stanford to pair of Pac-12 titles and two Rose Bowl trips.

Sam Morley End • 1953

• Stanford's top receiver for All-American quarterback Bobby Garrett ... two-time all-conference ... led team with 45 receptions for 594 yards and six touchdowns in 1953 ... 40 catches for 523 yards six touchdowns in 1952 ... 100 career receptions.

Monk Moscrip End • 1934, 1935

• One of the most valuable members of the "Vow Boys" teams that played in three straight Rose Bowls from 1933-35 ... known as a great defensive player who completely shut down opposing offenses on his side of the field ... two-time first team All-American at end ... named to College Football Hall of Fame in 1985.

Trent Murphy Outside Linebacker • 2013


• Consensus All-America ... Walter Camp, AFCA, FWA, and The Sporting News first-team performer ... 14 games started at outside linebacker as a fifth-year senior in 2013 ... 62 tackles (37 solo), two forced fumbles, six pass breakups and one blocked kick in 2013 ... ended Stanford career with 40 consecutive starts ... 32.5 career sacks ranked third-best in Stanford history while 52.5 career tackles for loss ranked fifth-best ... ranked second in the nation with 1.07 sacks/game in 2013 ... semifinalist for Bednarik and Rotary Lombardi Awards ... led Stanford to pair of Pac-12 titles and two Rose Bowl trips ... selected in second round -- 47th overall -- by the Washington Redskins in the 2014 NFL Draft.

Brad Muster Fullback • 1986




• Two-time first team All-Pac-10 ... first team Academic All-American in 1987 ... finished career ranked second in rushing yards (2,940) and receptions (194) ... 78 receptions in 1985 set a (then) school single-season record ... 204 rushing yards against California in 1984 ... 1,053 rushing yards in 1986, becoming second Stanford running back to rush for over 1,000 yards in a season ... first-round selection -- 23rd overall -- in the 1988 NFL Draft.

Darrin Nelson Halfback • 1981




• One of the great players in Stanford history ... 1981 Kodak first team All-America ... only four-time All-Pac-10 selection in school history ... school record holder in yards rushing (4,033), all-purpose running (6,885), receptions (214), scoring (242) and touchdowns scored (40) when career ended ... first team Academic All-America ... first player in college football history to rush for over 1,000 yards and catch more than 50 passes in a season -- a feat he accomplished three times in four seasons ... played at Stanford in 1977 and 1978, missed the 1979 season due to an injury, and returned to play in 1980 and 1981 ... sixth in the 1981 Heisman Trophy balloting ... first-round pick by the Minnesota Vikings in 1982 ... 11-year career in the NFL ... voted into the College Football Hall of Fame Class of 2014.

Ernie Nevers Fullback • 1925



• One of the greatest college football players of all-time ... consensus All-American in 1925 ... led Stanford to 21-5-1 record from 1923-25, including trip to 1925 Rose Bowl ... Sports Illustrated's "Greatest College Football Player of All Time" in 1962 ... NCAA's All-Time All-America team in 1969 ... played all 60 minutes and rushed for 114 yards on 34 carries despite playing with two injured ankles in 1925 Rose Bowl against Notre Dame's Four Horsemen ... one of only three Stanford football players to have jersey number retired ... inducted into the College Football Hall of Fame in 1951.

Don Parish Linebacker • 1969




• Two-time first team All-Pac-8 at inside linebacker ... 1969 first team All-America by the Associated Press, The Sporting News and Time Magazine ... one of Stanford's top defensive weapons as he led the team in tackles each season 1968 (143) and 1969 (141) ... selected in fourth round of 1970 NFL Draft by the St. Louis Cardinals.

Andrus Peat Offensive Tackle • 2014



• Sporting News All-America ... Morris Trophy winner ... first team All-Pac-12 ... started all 13 games at left tackle for an offensive line that ranked 18th nationally in tackles for loss allowed (4.62/game) ... during sophomore campaign, made 14 starts at left tackle on the one of the nation's most productive offensive lines ... one of three freshmen offensive linemen to see playing time, appeared in 13 games in 2012 ... selected 13th overall in the 2015 NFL Draft by the New Orleans Saints.

Jim Plunkett Quarterback • 1970



• Heisman Trophy winner in 1970 ... consensus first team All-America ... led Stanford to 27-17 upset victory over Ohio State in 1971 Rose Bowl ... 1971 Rose Bowl MVP after completing 20 of 30 passes for 265 yards and one touchdown ... threw for 2,715 yards and 18 touchdowns on 191 of 358 passing in 1970 ... finished career with school and NCAA record 7,887 total offensive yards ... completed 530 of 962 career passes for 7,544 yards and 52 touchdowns, setting (then) school records in every passing category ... top pick in the 1971 NFL Draft by the New England Patriots ... won two Super Bowl titles in 16 seasons in the NFL ... MVP of Super Bowl XV ... jersey No. 16 was retired by Stanford in 1991 ... inducted into the College Football Hall of Fame in 1990.

Seraphim Post Offensive Guard • 1928



• Consensus All-America in 1928 ... Seraphim "Dynamite" Post teamed with Don Robesky to form college football's most dominating pair of offensive guards ... helped Stanford to 8-3-1 record in 1928 ... lettered in 1927 as member of Stanford's Rose Bowl team.

Luke Powell Kick Returner • 2001



• Football Writers Association of America first teamer at kick returner ... first Stanford player to ever earn first team All-America honors as kick returner ... second in NCAA and first in Pac-10 with 16.0 yard punt return average -- 19 returns for 304 yards -- in 2001 ... three punt returns of over 45 yards, including a season-best 58-yard return in 2000 regular season finale at San Jose State.

Bob Reynolds Offensive Tackle • 1934



• One of the truly great college football players of his era ... starred on both sides of the ball for the "Vow Boys" from 1933-35 ... set school record that will never be equaled by playing all 60 minutes for Stanford in the 1934, 1935 and 1936 Rose Bowl games ... inducted into the College Football Hall of Fame in 1961.

Don Robesky Offensive Guard • 1928



• Three-year letterwinner from 1926-28 ... best known as being part of the best offensive guard tandem in college football in 1928 along with teammate and fellow first team All-American Seraphim Post ... started for Stanford in the 1927 Rose Bowl against Alabama and the 1928 Rose Bowl against Pittsburgh ... his three teams at Stanford went 10-0-1 in 1926, 8-2-1 in 1927 and 8-3-1 in 1928.

Ken Rose End • 1949



• Two-year letterman in 1948 and 1949 under head coach Marchmont Schwartz ... The Newspaper Enterprise Association first team All-America ... Rose's quarterback in 1949 was Gary Kerkorian, then a sophomore and later to be All-America himself ... scored only touchdown in the 1948 Big Game on 11-yard reception.

Ted Shipkey End • 1926




• Three-year letterman from 1924-26 ... third All-American football player in school history ... played all 60 minutes in the 1925 Rose Bowl against Notre Dame and the Four Horseman and the 1927 Rose Bowl against Alabama ... scored Stanford's only touchdown in the 1925 Rose Bowl ... in three seasons, his teams went 24-3-1, appeared in two Rose Bowls and won the 1926 national championship.

Jeff Siemon Linebacker • 1971



• One of the great linebackers in Stanford football history ... heart and soul of Stanford's defense during the 1970 and 1971 Rose Bowl seasons ... first team All-Pac-8 ... 112 tackles in 1971 ... 15 tackles in Indians' 27-17 Rose Bowl win over Michigan in 1972 ... selected in first round -- 10th pick overall -- of 1972 NFL Draft by the Minnesota Vikings ... spent all of his 11 NFL seasons with the Vikings ... inducted into the College Football Hall of Fame in 2006.

Malcolm Snider Offensive Tackle • 1968



• The Sporting News first team All-America ... first team All-Pac-8 in 1968 ... second team All-Pac-8 in 1967 ... one of the top offensive tackles in college football in 1968 ... third-round pick of the Atlanta Falcons in the 1970 NFL Draft.

Roger Stillwell Defensive End • 1973



• Teamed with Pat Donovan on the defensive line in 1973 to give Stanford one of the top duos in college football ... Associated Press first team All-America ... first team All-Pac-8 ... 62 tackles in 1973 ... first team All-West Coast by UPI with 66 tackles in 1972 ... selected by the Chicago Bears in 1975 NFL Draft.

Chuck Taylor Offensive Guard • 1942

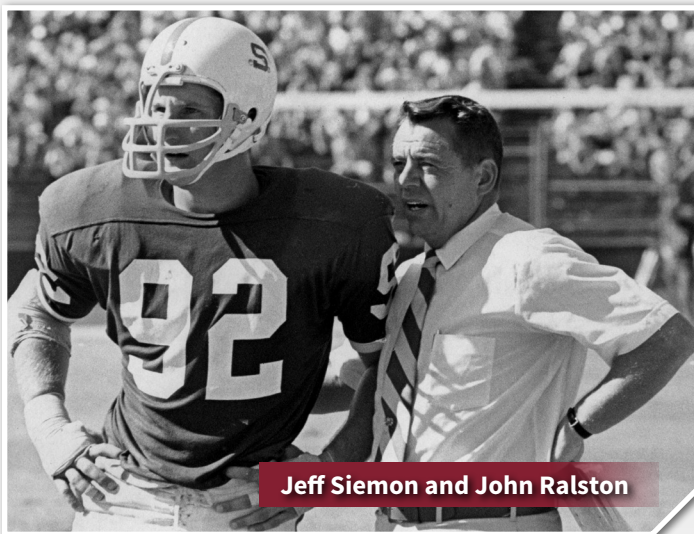


• No one has had more of an impact on any team at Stanford than Taylor, who was a player, coach and athletic director on The Farm ... spent over 30 years at Stanford ... one of only two people in history to be a player, coach and athletic director in the Rose Bowl ... member of "Wow Boys" team in 1940 that went 10-0 and beat Nebraska in the Rose Bowl ... first team All-American in 1942 ... Stanford's head coach from 1951-57, compiling 40-29-2 record ... 1951 team went 9-2 and played in the 1952 Rose Bowl ... Stanford's athletic director from 1963-71, during which Stanford played in the 1971 and 1972 Rose Bowls ... elected to College Football Hall of Fame in 1984.

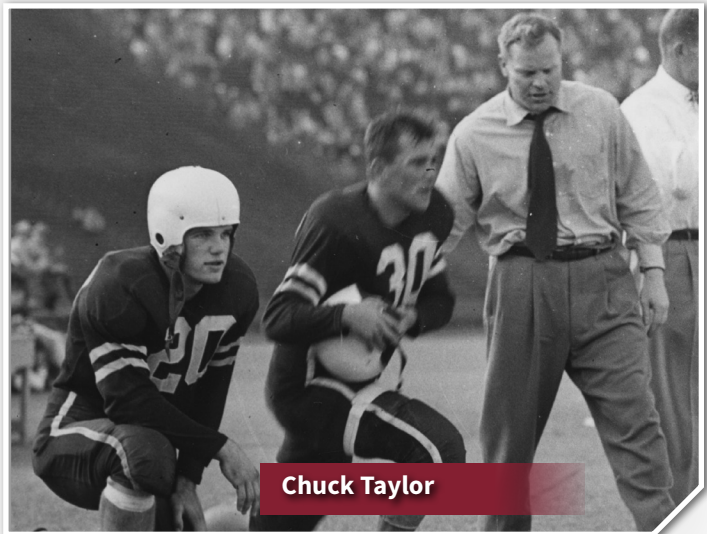
Chase Thomas Outside Linebacker • 2011



• The Sporting News first team All-America and first team All-Pac-12 marks after sensational junior campaign ... fourth on squad with 52 tackles ... led Pac-12 in tackles for loss/game at 1.35 (17.5 total) and tied for second in sacks/game at 0.65 (8.5 total) ... five forced fumbles (0.38/game), second in conference and tied for 10th nationally ... five or more tackles in six games.



Jeff Siemon and John Ralston




Chuck Taylor

Troy Walters Flanker • 1999




• One of the most prolific wide receivers in Pac-10 and Stanford history ... consensus first team All-America in 1999 and winner of Biletnikoff Award, emblematic of nation's top wide receiver ... Pac-10 record holder for career receptions, career receiving yards, receiving yards in a single season and longest pass play ... Stanford record holder for career receptions (244), career receiving yards (3986), receptions in a single season (86), receiving yards in a single season (1456), longest pass play (98) and receiving yards in a single game (278) ... led Stanford to 1999 Pac-10 title and Rose Bowl berth ... 1999 Pac-10 Offensive Player of the Year ... first team Academic All-America ... played for Minnesota Vikings, Indianapolis Colts, Arizona Cardinals and Detroit Lions in nine NFL seasons.

Bob Whitfield Offensive Tackle • 1990, 1991




• A tremendous offensive tackle who must be considered among the best in school history ... two-time All-America ... two-time All-Pac-10 ... played every down as a freshman in 1989 ... started all 34 games in three-year Stanford career ... left after his junior season to play professional football ... first-round draft pick -- eighth overall -- in 1992 NFL Draft by the Atlanta Falcons ... played 15 years in the NFL for Atlanta (1992-2003), Jacksonville (2004) and New York Giants (2005-06).

Paul Wiggin Defensive Tackle • 1955, 1956




• Two-time first team All-America ... joined Chuck Taylor and David Shaw as one of only three players in school history to return as Stanford's head football coach ... three-year starter at defensive tackle (1954-56) ... 11-year career in the NFL which included three world championship games and one world championship with the Cleveland Browns ... coached in the NFL for 12 seasons ... head coach of the Kansas City Chiefs from 1975-77 ... Stanford's head football coach from 1980-83 ... named to the College Football Hall of Fame in 2005.

Tank Williams Free Safety • 2001




• The first defensive back in Stanford history to earn first team All-America honors ... first team All-America by the American Football Coaches Association ... 201 career tackles, nine interceptions, nine tackles for loss and four quarterback sacks ... tied for ninth on Stanford's all-time interception list with nine ... 30 games started at free safety from 1999-2001, including all 12 in 2001, 11 in 2000 and seven in 1999 ... second team All-Pac-10 in 2000 ... selected in the second round -- 45th overall -- in 2002 NFL Draft by the Tennessee Titans, and started in all 16 regular season games in his rookie campaign.

Kailee Wong Defensive End • 1997



• First team All-America by Football News ... led Pac-10 in sacks (12) and tackles for loss (22) ... two-time first team All-Pac-10 ... 26 career quarterback sacks and 50 tackles for loss ... led the team in both categories as a junior and senior ... team MVP in 1996 and 1997 ... started 37 games from 1994-97 ... 12 sacks and 21 tackles for loss as a junior ... 1997 Sun Bowl Defensive MVP ... selected in second round -- 51st overall -- of 1998 NFL Draft by the Minnesota Vikings ... played nine seasons in the NFL for Minnesota and the Houston Texans.

Dave Wyman Inside Linebacker • 1986




• Three-year starter at inside linebacker ... first team All-Pac-10 and first team All-American by The Sporting News ... 169 tackles in 1986 -- the second-best single season in school history ... 144 tackles in 1983 and 128 in 1984 ... injury forced him to redshirt the 1985 season ... second round pick of the Seattle Seahawks in 1987 ... played in the NFL for 10 years.

David Yankey Offensive Tackle/ Guard • 2013



• Unanimous All-America pick in 2013, the eighth in program history ... first two-time first team All-American at Stanford since Bob Whitfield (1990-91) ... one of the most versatile offensive linemen in all of college football ... consensus All-America performer in 2012 ... winner of 2012 Morris Trophy, by vote of conference's defensive lineman as the outstanding offensive lineman in the Pac-12 ... played four of the five offensive line positions in 2012, plus tight end and wing ... protected two first-year starting quarterbacks for a conference-low 17 sacks in the regular season ... two-time first team All-Pac-12 ... team captain and Stanford's Al Masters Award winner ... semifinalist for Lombardi Award and Outland Trophy ... led Stanford to pair of Pac-12 titles and two Rose Bowl trips ... selected in the fifth round -- 145th overall -- by the Minnesota Vikings in the 2014 NFL Draft.



Bob Whitfield

First-Team All-Conference Honors

1952	Sam Morley • E				
1953	Bob Garrett • Back Sam Morley • E John Steinberg • E	1978	Darrin Nelson • RB Gordy Ceresino • LB Ken Margerum • WR Darrin Nelson • RB	2006	Michael Okwo • Linebacker Wopamo Osaisai • Specialist
1954	John Stewart • E	1979	Ken Margerum • WR Ken Naber • PK/P	2008	Ben Muth • OT
1955	Bill Tarr • Back Paul Wiggin • T	1980	John Elway • QB Brian Holloway • OT John Macaulay • C Ken Margerum • WR Darrin Nelson • RB Andre Tyler • WR	2009	Toby Gerhart • RB Chris Marinelli • OT Chris Owusu • KR
1956	John Brodie • Back Paul Wiggin • T	1981	Darrin Nelson • RB Vaughn Williams • DB	2010	Chike Amajoyi • ST Chase Beeler • C David DeCastro • RG Andrew Luck • QB Owen Marecic • RB Jonathan Martin • LT Nate Whitaker • K
1957	Troy Barbee • T	1982	Chris Dressel • TE John Elway • QB Vincent White • RB Vaughn Williams • DB	2011	David DeCastro • OL Delano Howell • DB Coby Fleener • TE Andrew Luck • QB Jonathan Martin • OL Chase Thomas • LB
1958	Chris Burford • E	1984	Brent Martin • OT Garin Veris • DE	2012	Zach Ertz • TE Trent Murphy • LB Ed Reynolds • DB Chase Thomas • LB David Yankey • OL
1959	Chris Burford • E	1985	John Barns • OT Greg Baty • TE Brad Muster • RB	2013	Ben Gardner • DT Ty Montgomery • KR Trent Murphy • OLB Ed Reynolds • FS Shayne Skov • ILB David Yankey • OT
1960	Skip Face • FB	1986	Thomas Henley • Specialist Brad Muster • RB Tony Leiker • DT Dave Wyman • LB	2014	Henry Anderson • DE Andrus Peat • OT Jordan Richards • SS
1961	George Honor • E	1987	Alan Grant • Specialist Brad Humphreys • DB		
1962	Ed Cummings • Specialist Marv Harris • G	1988	Rob Hinckley • OLB Jon Volpe • RB		
1963	Marv Harris • C Frank Patitucci • E	1990	Ed McCaffrey • WR Glyn Milburn • RB Kevin Scott • CB Bob Whitfield • OT		
1964	Jack Chapple • LB Ray Handley • FB Gary Pettigrew • DT Dick Ragsdale • DB	1991	Ron George • OLB Tommy Vardell • FB Bob Whitfield • OT		
1965	Marty Brill • LB Blaine Nye • DT	1992	Ron George • OLB John Lynch • FS Glyn Milburn • RB		
1967	Mike Hibler • DT Gene Washington • WR Don Parish • LB	1994	Justin Armour • WR		
1968	Malcolm Snider • OT Gene Washington • WR	1995	Eric Abrams • PK Jeff Buckley • OT Damon Dunn • Specialist		
1969	Rick Keller • DB Bob Moore • WR Don Parish • LB Jim Plunkett • QB John Sande III • C	1996	Kailee Wong • DE		
1970	Steve Jubb • OT Bob Moore • WR Jim Plunkett • QB Jeff Siemon • LB Dave Tipton • DT Randy Vataha • FL	1997	Troy Walters • Specialist Kailee Wong • DE		
1971	Don Bunce • QB Larry Butler • DT Pete Lazetich • DT Jeff Siemon • LB	1999	Mike Biselli • PK Emory Brock • Specialist Jeff Cronshagen • OT Willie Howard • DT Todd Husak • QB Mike McLaughlin • C Troy Walters • FL		
1972	Rod Garcia • PK Jim Merlo • LB Randy Poltl • DB	2000	Willie Howard • DT Riall Johnson • OLB DeRonnie Pitts • WR		
1973	Mike Boryla • QB Rod Garcia • PK Randy Poltl • DB Bill Singler • WR Roger Stillwell • DE	2001	Brian Allen • KR Eric Heitmann • OG Tank Williams • FS Coy Wire • ILB		
1974	Pat Donovan • DE Gordon Riegel • LB	2002	Kwame Harris • OT		
1975	Geb Church • LB Tony Hill • WR Alex Karakazoff • OG Mike Langford • PK Duncan McColl • DE Ted Pappas • TE	2004	Michael Okwo • Specialist T.J. Rushing • KR Alex Smith • TE		
1976	Tony Hill • WR Alex Karakazoff • OG Duncan McColl • DE	2005	Timi Wusu • Specialist		
1977	Guy Benjamin • QB Gordy Ceresino • LB Gordon King • OT James Lofton • WR				

Conference Player of the Year

1977	Guy Benjamin • QB*
1980	John Elway • QB
1982	John Elway • QB**

*co-winner with Warren Moon (Washington)
**co-winner with Tom Ramsey (UCLA)

Conference Offensive Player of the Year

1986	Brad Muster • FB
1999	Troy Walters • FL
2009	Toby Gerhart • RB
2010	Andrew Luck • QB
2011	Andrew Luck • QB

Conference Coach of the Year

1977	Bill Walsh
1995	Tyrone Willingham
1999	Tyrone Willingham
2011	David Shaw
2012	David Shaw

Morris Trophy

Top lineman in the Pac-12 Conference

1999	Willie Howard • DT
2002	Kwame Harris • OT
2012	David Yankey • OT
2014	Andrus Peat • OT

NCAA Record Book

Player Rushing for 4,000 Yards and Receiving for 1,000 Yards (Career)

	Seasons	Rushing	Receiving
Darrin Nelson	1978-81	4,442	2,559

• First ever and one of seven all-time

Two Players, Same Team, Each Passing for 250 Yards or More (Game)

Steve Cottrell (311) and John Elway (270) • Stanford vs. Arizona State • Oct. 24, 1981

• First ever and one of three all-time

Most Total Plays Without a Turnover or a Fumble by Either Team

158 Stanford (88) and Oregon (70) Nov. 2, 1957

Freshman 1,000-Yard Rushers

	Season	Yards
Darrin Nelson	1977	1,069

• Fifth freshman ever

Career All-Purpose Yards

	Seasons	Yards
14. Darrin Nelson	1977-78, 80-81	6,885

Career All-Purpose Yards Per Game

	Seasons	Yards
23. Darrin Nelson	1977-78, 80-81	156.5

Career Passing Efficiency

	Seasons	Efficiency
9. Andrew Luck	2009-11	162.8

Career Passing Yards Per Attempt

	Seasons	Yards
14. Andrew Luck	2009-11	8.86

Career Receiving Yards

	Seasons	Yards
19. Troy Walkers	1996-99	3,986

Points (Season)

	Season	Points
10. Toby Gerhart	2009	172

Sacks (Season)

	Season	Sacks
23. Trent Murphy	2013	15.0

Career Sacks

	Seasons	Sacks
11. Trent Murphy	2010-13	32.5

Career Pass Sacks Per Game

	Seasons	Sacks
16. Trent Murphy	2010-13	0.76

Forced Fumbles Per Game (Season)

	Season	Fumbles
19. Oshiomogho Atogwe	2003	0.55

Most Sacks In a Single Game

	Season	Sacks	Date
10. Stanford vs. Washington State	10		Oct. 27, 2012

Most Improved Teams

Year	Team	Record
1940	Stanford	+8 1939 (1-7-1) • 1940 (10-0-0)

All-Time Most Improved Teams

Rank	Team	Record
2.	Stanford	+8 1940

Annual Individual Champions

Yards Per Game

1990	Glyn Milburn	202.0
------	--------------	-------

Passing

1953	Bob Garrett	118
1956	John Brodie	139
1959	Dick Norman	152
1977	Guy Benjamin	20.8
1978	Steve Dils	22.5
1979	Turk Schonert	163.0

• Beginning in 1970, ranked on per-game (instead of total) completions

• Beginning in 1979, ranked on passing efficiency rating points

Total Offense

1956	John Brodie	1,642
1959	Dick Norman	2,018

Receptions

1959	Chris Buford	61
------	--------------	----

Receptions Per Game

1982	Vincent White	6.8
------	---------------	-----

Points Per Game

2009	Toby Gerhart	13.2
------	--------------	------

Interceptions

1953	Bobby Garrett	9
------	---------------	---

Punting

1965	Dave Lewis	44.9
------	------------	------

Punt Return Yards Per Game

1987	Alan Grant	16.5
------	------------	------

Field Goals Made Per Game

1973	Rod Garcia	1.64
------	------------	------

Passing Offense

1953	179.5
1959	227.8

Punt Return Yards Per Game

1987	15.4
------	------

Associated Press Final Polls

1940	2nd	1978	17th
1942	12th	1991	22nd
1951	7th	1992	9th
1953	19th	2001	16th
1955	16th	2010	4th
1969	19th	2011	7th
1970	8th	2012	7th
1971	10th	2013	11th
1977	15th		

Bowl Championship Series Final Rankings

2001	9th
2009	21st
2010	4th
2011	4th
2012	6th
2013	5th

All-Time Letterwinners

A

Abena, Tim D. 1966, 67, 68
 Abendschein, Jon 1999
 Abraham, Richard P. 1945, 50, 51
 Abrams, Eric 1992, 93, 94, 95
 Adama, C.C. 1892
 Adams, Doug 1971, 72
 Adams, Frederic L. 1917, 19, 20
 Adams, P.A. 1897
 Adams, Woodrow G. 1933, 34, 35
 Afflerbaugh, Jack K. 1931, 32, 33
 Aimonetti, Steve 1980, 82, 83
 Albert, Frankie 1939, 40, 41
 Albert, Seyon 1990, 91, 92
 Albertson, Kendall 1928, 30, 31
 Albertson, Macellus O. 1929, 30, 32
 Albrecht, Craig 2001, 02
 Alexander, Terrence 2014
 Alexander, William F. 1969, 70
 Allen, Brian 1998, 99, 2000, 01
 Allen, Ethan 1992, 93, 94
 Allen, Harold K. 1931, 32, 33
 Allen, Jeff 1995, 96, 97, 98
 Allen, Rau F. 1946, 47, 48, 49
 Alston, Jon 2002, 03, 04, 05
 Alustiza, Alfonso 1937
 Alustiza, Frank 1933, 34, 35
 Alustiza, John 1969
 Alverado, Donald R. 1971, 72
 Amajoyi, Chike 2007, 08, 09, 10
 Amanam, Usua 2010, 11, 12, 13
 Anderson, E. Martin Jr. 1946, 47, 48
 Anderson, Gary A. 1973, 74, 75, 76
 Anderson, Henry 2011, 12, 13, 14
 Anderson, Kevin 2012, 13, 14
 Anderson, Ray 1973, 74, 75
 Anderson, Robert W. 1946, 47
 Anderson, Stanley 1932, 34
 Anderson, Stanley 1937, 38, 39
 Anderson, Todd M. 1973, 74, 75
 Anderson, Troy 1988
 Anderson, William E. 1976, 77, 78
 Andrew, Mark S. 1984, 85
 Andrews, Robert B. Jr. 1948, 49
 Andrews, Robert W. 1942
 Angove, Jerry C. 1955, 56
 Anhalt, Eric 1989, 90
 Arch, Dennis J. 1966
 Archambeau, Lester 1986, 87, 88, 89
 Armistead, Matt 1987
 Armitage, Matthew 1952, 53, 54
 Armour, Justin 1991, 92, 93, 94
 Armour, Merrill A. 1925
 Armstrong, Calvin 2003, 04, 05
 Armstrong, Eric B. 1940, 41
 Arnett, Richard W. 1920
 Arrell, James L. 1910
 Artman, Corwin W. 1928, 29
 Arvanetes, Louis G. 1979, 82
 Askea, Michael V. 1971, 72
 Asomugha, Chijioke 2000, 01, 02
 Atkins, LaMott 1980
 Atkinson, Franklyn R. 1961, 62
 Atkinson, Herbert D. 1954
 Atkinson, Lacy B. 1974
 Atogwe, Oshiomogho 2001, 02, 03, 04
 August, Peter 1942, 46, 47

Austin, Brendon 2012, 13, 14
 Austin, Charles A. 1913, 14
 Avant, Shaun R. 1983, 84
 Avila, Estevan 1989, 90, 91, 92
 Awbrey, John C. (Craig) 1979, 80, 81
 Awofadeju, Emmanuel 2004, 05, 06, 07

B

Babajian, Kenneth A. 1961, 62, 63
 Backer, Phillip T. 1954
 Bademosi, Johnson 2008, 09, 10, 11
 Badger, Brad 1993, 94, 95, 96
 Bailey, Jeff 1992, 93
 Bailey, Parker 1991, 92, 93
 Baird, Darran 1987, 88, 89, 90
 Baird, Kevin M. 1980, 81, 82, 83
 Baker, George H. 1922, 23, 24
 Baker, Phil H. 1930, 31
 Baldwin, Doug 2007, 08, 09, 10
 Ballinger, Steven G. 1979
 Banducci, Bruno 1940, 41, 42
 Banks, Gordon G. 1977, 78, 79
 Bansbach, Louis P. 1900, 02, 03, 04
 Barbee, Troy W. Jr. 1956, 57, 58
 Bardin, William J. 1929, 30
 Barker, Bruce C. 1975, 76, 77
 Barnes, Benny J. 1970, 71
 Barnes, John D. 1947, 48, 49
 Barnes, Michael E. 1961
 Barneson, Harold J. 1917
 Barnhisel, Arthur H. 1892
 Barnhisel, Walter B. 1901, 02
 Barns, John W. 1983, 84, 85
 Bartell, Max J. 1902
 Barton, Jeffrey S. 1975, 76
 Bart-Plange, Emmanuel 1990, 91, 92
 Bates, Kevin M. 1978, 79, 81, 82
 Bates, William F. 1931, 32, 33
 Batson, Brian 1993, 94, 95, 96
 Batson, Tyler 1989, 90, 91, 92
 Batson, Walter 1987, 88, 89
 Baty, Gregory J. 1983, 84, 85
 Baumgartner, Edward C. 1910
 Baumgartner, Joe 1974, 75
 Baur, Turner 1988, 89, 91
 Beale, Gregory A. 1968
 Beall, David 2003
 Beatie, Jerome C. 1955, 56
 Beck, Braden W. 1963, 64
 Bedford, Charles B. 1977, 78, 79
 Beedle, Dale D. 1935
 Beeler, Chase 2008, 09, 10
 Belch, Derek 2006, 07
 Bell, J. Ainslie 1946, 47
 Benjamin, Guy E. 1974, 75, 76, 77
 Benner, Sam 1998, 99, 2000
 Bennett, Darron 1986
 Benson, Boyd H. 1948, 49, 50
 Bentler, Matt 2010, 11
 Bentrott, Bryan 2004, 05
 Berg, Chris 1992, 93
 Berg, Richard L. 1963, 64
 Bergen, Max 2008, 09, 10, 11
 Bergeron, David 2002, 03, 04
 Bergren, John D. 1980, 81, 82, 83
 Berghold, Rudy G. 1973, 74
 Bernard, Harold 2009, 10, 11, 12

Bernharad, Harvey H. 1942, 46
 Berry, Herbie 1989, 90
 Berry, Robert M. 1972
 Berryman, Robert P. 1946
 Bessey, John D. 1959, 60
 Betts, Forrest A. 1917, 19, 21
 Bickel, John H. 1951
 Bickenbach, Lee P. 1941
 Bigelow, Windsor D. 1931
 Bigloe, David C. 1898
 Bihlman, George H. 1914, 16, 17, 19
 Biselli, Mike 1999, 2000, 01
 Bittner, Robert B. 1966, 67, 68
 Black, Robert H. 1934, 35
 Blackburn, J. Ramsey 1975, 76
 Blackhurst, Cooper 2000, 01, 02, 03
 Blackstone, Bruce G. 1972, 73
 Blaisdell, Jeff 1988
 Blanchard, John G. (Doc) 1972, 73, 74
 Blanchard, Marcus 1898
 Blanche, Robert N. 1976
 Blase, Roland R. 1913, 14
 Blunt, Robert L. 1964, 65, 66
 Boden, Roger 1993
 Bogensch, Fred M. 1942, 46
 Bogue, George R. 1924, 25, 26
 Bogue, Harris D. 1929, 30
 Bolin, David M. 1979
 Bond, John E. 1957, 58, 59
 Bonetti, John E. 1950, 51
 Bonifas, Kris 2002, 04, 05
 Bonnell, Dillon 2012, 13
 Bonney, Fred L. 1919
 Booker, Cory 1989, 90
 Bookman, Anthony 1994, 95, 96, 97
 Borchard, Joe 1998, 99
 Borda, Richard J. 1952
 Boren, Frank H. 1899
 Borkowski, Matt 1989, 90
 Boruck, Holbrook M. 1949
 Boryla, Michael J. 1971, 72, 73
 Boughton, Robert S. 1972
 Boulware, George L. 1919
 Bowe, Patrick E. 1977, 78, 79
 Bowe, Patrick 2007
 Bowers, Richard L. 1958, 59
 Bowman, Caleb 2000, 02
 Boxold, James D. (Bo) 1977, 78
 Braden, Joseph R., 1914, 15, 16
 Bradford, Mark 2003, 04, 05, 06, 07
 Bragonier, Dennis S. 1971, 72
 Braheny, J. William 1938, 39
 Branch, Colin 1999, 2000, 01, 02
 Brandin, Alf E. 1934, 35
 Brazel, Charles W. 1952
 Breen, Paul 1972, 73
 Brenner, John M. 1938
 Brewer, Mikal 2004, 05, 06, 07
 Briehl, Tom M. 1982, 83, 84
 Briggs, Stewart D. 1892
 Brigham, Samuel T.J. 1936, 37
 Bright, David 2014
 Brill, John Marty 1965, 66, 67
 Brock, Emory 1997, 98, 99, 2000
 Brockberg, John 1993
 Broderick, John R. 1950, 51, 52
 Brodie, John R. 1954, 55, 56

Bronstein, Howard S. 1933
 Brooks, Irving L. 1921
 Broome, Richard D. 1949, 50
 Broughton, Gregory J. 1966, 67, 68
 Brown, David E. 1942, 46
 Brown, Delos E. 1962, 64, 65
 Brown, Floyd C. 1907, 09, 10, 11
 Brown, Hartwell 1990, 91
 Brown, Isaiah (Bubba) 1968, 69
 Brown, Jackie R. 1969, 70, 71
 Brown, James A. 1978, 79, 80
 Brown, Mark W. 1969
 Brown, Robert L. 1969
 Brown, Steven L. 1983
 Brown, Terrence 2010, 11, 12
 Browning, Barry 2010, 11, 12, 13
 Brownson, Lynn J. 1946
 Brubaker, E. William 1942
 Bryan, Robert E. 1950
 Bryant, Vaughn 1990, 91, 92, 93
 Buckley, Jeff 1992, 93, 94, 95
 Buckley, Frederick O. 1984, 85
 Buckley, Mike 1992
 Budge, Hamilton W. 1947, 48
 Budinger, Stephen M. 1977, 78
 Buehler, Charles E. 1960, 61, 62
 Buehler, George S. 1966, 67, 68
 Bulcke, Brian 2007, 08, 09, 10
 Bunce, Donald R. 1969, 70, 71
 Bunyard, Guy G. 1985, 86
 Burch, Frederick W. 1977, 78
 Burcham, Keith G. 1977, 78, 79
 Burford, Christopher W. 1957, 58, 59
 Burget, Bill G. 1956
 Burke, Edward W. Jr. 1946, 47
 Burke, Mike 1998
 Burke, Thomas R. 1961, 63
 Burke, William 1929
 Burkland, Phil V. 1957, 59
 Burnett, Brady F. 1893
 Burnett, William W. 1897, 99, 1900
 Burns, Ryan 2014
 Burns, William S. 1914
 Burriss, Eli 1996, 97
 Bush, Clarence E. 1930
 Bush, Ronald J. 1952, 53, 54
 Butler, Charles W. 1961
 Butler, John R. 1959, 60, 61
 Butler, Lawrence A. 1970, 71
 Butt, Dale I. 1919
 Butterfield, Hayden G. 1904
 Butterfield, Mark 1992, 93, 94, 95
 Byers, Dan 1990, 91
 Byrd, Jeff 1995, 96, 97
 Byrer, James W. 1957, 58

C

Caddel, Ernest W. Jr. 1930, 31, 32
 Cadwalder, Theodore R. 1907, 08
 Caffall, Mark 1942
 Caglieri, Guido G. 1929, 30
 Cain, Joseph 1983, 84
 Cairns, Walter S. 1899
 Cajuste, Devon 2012, 13, 14
 Calfee, Tsar N. Jr. 1950, 51
 Callihan, Lance 2012, 13, 14
 Callaway, Claude P. 1933, 34, 35

Calomese, David..... 1992
 Calvelli, Anthony..... 1936, 37, 38
 Camarillo, Greg..... 2002, 03, 04
 Camera, Paul C..... 1955, 56
 Campbell, Don L..... 1947, 48
 Campbell, Floyd P..... 1919
 Campbell, Fred..... 2006, 07
 Campbell, Gordon..... 1931, 32, 33
 Campbell, Howard F..... 1917, 19, 20
 Campbell, John D..... 1921, 22, 23
 Campbell, William E..... 1895
 Carder, David..... 1992, 93, 94, 95
 Cardinali, Ray A..... 1974, 75, 76, 77
 Carle, Nathaniel A..... 1895, 96, 97
 Carlson, Harry J. Jr..... 1935
 Carpenter, John..... 1988, 89, 90
 Carpenter, Scott..... 1984
 Carr, Stephen..... 2009
 Carrigan, Andrew J..... 1966, 67
 Carrington, Devon..... 2010, 11, 12, 13
 Carroll, Casey..... 2002, 03, 04
 Carroll, Daniel B..... 1912, 13, 14, 15, 16
 Carroll, Jon P..... 1982
 Carswell, Donn A..... 1954, 55, 56
 Carter, Alex..... 2012, 13, 14
 Carter, Harley R..... 1921
 Carter, Kerry..... 1999, 2000, 01, 02
 Carter, Ruben..... 1998, 99, 2000, 01
 Casey, John R..... 1940
 Caspers, Johnny..... 2013, 14
 Cass, Bruce C..... 1968
 Cass, Louis..... 1909, 11, 12
 Cassidy, Brian..... 1990, 91, 92, 93
 Castagnoli, James D..... 1948, 49
 Castellucci, Davis L..... 1951
 Catron, Josh..... 2006, 07, 08, 09
 Caughey, Edgar R..... 1919
 Cavanaugh, Glen..... 1990, 91, 92, 93
 Caylor, Drew..... 2001, 02, 03
 Ceresino, Gordon J..... 1975, 76, 77, 78
 Chalmers, Alexander J..... 1903, 04, 05, 06
 Chambers, Kirk..... 2000, 01, 02, 03
 Chandler, Lore R..... 1917
 Chapman, Chris P..... 1985
 Chapman, Robert S..... 1977, 78
 Chapple, John L..... 1962, 63, 64
 Chase, Thaddeus..... 2006, 07, 08
 Cheda, Gilbert E..... 1906, 08, 09, 10
 Childs, Robert D..... 1947
 Church, Gerald B..... 1973, 74, 75
 Clark, George H..... 1901, 02, 03, 04
 Clark, Greg..... 1995, 96
 Clark, John B..... 1956, 57
 Clark, John E..... 1934, 36, 38
 Clark, John V..... 1947
 Clark, Philip L..... 1919
 Clark, William N..... 1929, 30
 Clay, Roger A..... 1965
 Cleveland, Norman..... 1922, 23, 24
 Clemans, Carl L..... 1892
 Cline, Tony..... 1992, 93, 94
 Clinton, Edgar M..... 1898
 Clover, Philip P..... 1913, 14
 Clover, Preston..... 2004, 05, 06
 Clymer, James J..... 1980, 81, 82, 83
 Cobb, Garry..... 2001, 02
 Cochran, Jon..... 2003, 04, 05, 06
 Cochrane, Guy H..... 1892, 93, 94, 95
 Code, Thomas K..... 1892, 93, 95
 Coffin, Robbie L..... 1985, 86, 87, 88

Coffis, James T..... 1935, 36, 37
 Coker, Charles M..... 1947
 Colberg, Kent S..... 1962, 63
 Coldiron, Gene D..... 1937, 38, 39
 Cole, Alfred W..... 1940, 41
 Colehower, Kurt H..... 1984, 85, 86, 87
 Coleman, Richard R..... 1916
 Collins, Charles D..... 1980
 Colvin, Donald L..... 1930, 31, 32
 Combs, Evan..... 2002
 Comella, Greg..... 1993, 95, 96, 97
 Commissiong, Gerald..... 2003
 Conaway, Carlton D..... 1963
 Cone, Jesse A..... 1949, 50, 51
 Conklin, Roch M..... 1956, 58
 Connelly, Michael O..... 1964, 65
 Connor, Michael D..... 1975, 76
 Conrad, Robert L..... 1965, 66
 Cook, Alex J..... 1927, 28, 29
 Cook, Archibald B..... 1906, 07, 08, 09
 Cook, Brad..... 1987, 88
 Cook, Hart N. III..... 1948, 49, 51
 Cook, Mike..... 1991, 92
 Cook, Ronald M..... 1951, 52, 53
 Cook, Toi..... 1984, 85, 86
 Cooper, Kenneth F..... 1900, 01
 Corbus, William..... 1931, 32, 33
 Cordes, William (Chuck)..... 1971, 72
 Cordova, Michael P..... 1974, 75, 76
 Cotten, J. Spencer..... 1986, 87, 88
 Cottle, Christopher C..... 1959, 60, 61
 Cotton, Eric..... 2014
 Cotton, S.W..... 1894, 95, 96, 97
 Cottrell, Stephen G..... 1981, 82, 83
 Coughlin, Steve..... 1998, 99
 Covault, Jake..... 2001, 02, 03
 Cowan, Roger D..... 1970, 71, 72
 Cox, James E..... 1942, 46
 Crahan, Jack L..... 1947
 Craig, Gary H..... 1960, 61, 62
 Crane, Conner..... 2014
 Crane, Robert L..... 1938, 39, 40, 41
 Crary, Sherman L..... 1929
 Craven, Michael..... 2002, 03, 04, 05
 Cravens, Robert I..... 1920, 22, 23
 Crawford, David P..... 1905, 07, 08, 09
 Crepeau, Richard A. Jr..... 1954
 Crist, Frank L. (Skip) Jr..... 1950, 51, 52
 Crochet, Gerren..... 2002, 03, 04, 05
 Cromer, Barry..... 1982, 83
 Cronshagen, Jeff..... 1996, 97, 98, 99
 Crooks, George A..... 1967, 68, 69
 Cross, Eric C..... 1970, 71, 72
 Cross, James K..... 1967, 69
 Crowder, Evan..... 2013, 14
 Cuddeback, Murray W..... 1922, 23, 24
 Culin, Edward L..... 1948
 Culver, Capp..... 2002
 Cummings, Edward A..... 1960, 61, 62
 Cummings, Irving Jr..... 1937
 Cummings, Jackson..... 2011, 12, 13
 Cunz, Ken S..... 1982
 Curr, Allan M..... 1962
 Currie, Andrew..... 1996, 97, 98, 99
 Curtice, Aubrey A..... 1919

D

Daka, Robert E..... 1937, 38
 Dalman, Chris..... 1989, 90, 91, 92
 Daly, John S..... 1897

Dana, I. Ross..... 1942
 Danahy, Patrick..... 2003, 04, 05, 06
 Daniels, David..... 1988
 Danser, Kevin..... 2010, 11, 12, 13
 Dapper, Samuel M. (Duker)..... 1978, 79, 80
 Darsie, William P..... 1912, 13
 Davidson, E.E..... 1913
 Davidson, Harry D..... 1947
 Davidson, Horace H..... 1927, 28
 Davidson, Nick..... 2014
 Davis, Branyon..... 1993, 94
 Davis, David..... 1998, 99
 Davis, Noor..... 2013, 14
 Dawson, Donald D..... 1958
 Dawson, Raymond E..... 1929, 30, 31
 De la Forest, John M..... 1966, 67, 68
 De Sylvia, Terry..... 1964, 65
 De Young, E. William..... 1948, 49
 Dean, Charley..... 1999
 Deaton, Jeffrey S..... 1981, 82, 83, 84
 Debnia, Alex..... 2009, 10, 11, 12
 Deems, Howard E..... 1920
 DeCastro, David..... 2009, 10, 11
 DeForest, Joseph G..... 1899, 1900
 DeGroot, Dudley S..... 1920, 21, 22
 DeLellis, Anthony R..... 1961, 62, 63
 Delmare, John D..... 1979, 80
 Dembesky, Joe..... 2008, 09
 Dennis, Guy H..... 1922, 23
 Derby, Richard..... 1965, 66
 DeSwarte, David..... 1946
 Devine, Aubrey A. Jr..... 1946, 47, 48
 DeWeese, Armand J..... 1955, 56, 57
 deWitt, Wallace W..... 1938
 Dick, Douglas W..... 1956, 58
 Dillard, Marshall B..... 1983, 85, 86, 87
 Dils, Stephen W..... 1977, 78
 Dispalatro, Frank..... 1979, 80, 83
 Ditlevsen, Robert F..... 1940
 Dittman, Seth..... 1991, 92, 93, 94
 Dockter, Bobby..... 2006, 07
 Doctor, Stephen D..... 1954, 55, 56
 Doe, Charles W..... 1919
 Dole, Alfred R..... 1902
 Dole, Charles S..... 1895, 98
 Dole, George E..... 1905
 Dole, Kenneth L..... 1908, 09, 10, 11
 Dole, Norman D..... 1922, 23
 Dole, Wilfred H..... 1902, 03, 04
 Donahue, Neil A..... 1937, 38, 39
 Donahue, William F..... 1959
 Donester, Don..... 1994
 Donoghue, Brian..... 1996, 97, 1998
 Donovan, Pat B..... 1972, 73, 74
 Dorn, Ernest F. III..... 1953, 54, 55
 Doster, Guy L..... 1952, 53
 Dotterer, Michael J..... 1979, 80, 81, 82
 Doub, William K..... 1930, 31, 32
 Doughty, R.M..... 1921, 22
 Douglas, Joe G..... 1921
 Douglas, Jon A. (Jack)..... 1955, 56, 57
 Dowd, Bernard G. Jr..... 1958, 59, 60
 Downing, Claud S..... 1892, 93
 Downing, Paul M..... 1892, 93, 94
 Doyle, Morris..... 1928, 29
 Draft, Chris..... 1994, 95, 96, 97
 Dray, Jim..... 2006, 07, 08, 09
 Dressel, Chris..... 1980, 81, 82
 Driscoll, Thomas A..... 1928, 29
 Drown, Jack A..... 1933, 34

Dubofsky, Frank N..... 1961, 62
 Dudchock, Davis..... 2011, 12, 13
 DuFault, Scott G..... 1985
 Dunn, Damon..... 1994, 95, 96, 97
 Durket, Michael..... 1947
 Dwight, Herbert M..... 1923
 Dykstra, James C..... 1980, 81

E

Eadie, Ronald E..... 1950, 51, 52
 Eagle, Walter E..... 1955
 Easter, C.J..... 2008
 Edwards, Jeff..... 2003, 04, 05, 06
 Edwards, LeRoy M..... 1906
 Edwards, Trent..... 2003, 04, 05, 06
 Egbob, Pannel..... 2005, 06, 07, 08
 Ehrhorn, Charles S..... 1930, 31
 Eide, Jon..... 1998
 Eklund, Ryan..... 2004
 Eldredge, David P..... 1952
 Eller, Jack R..... 1946
 Elliott, Richard C..... 1955
 Ellis, Kwame..... 1992, 93, 94, 95
 Elway, John A..... 1979, 80, 81, 82
 Enberg, Donald M..... 1948, 49, 50
 Engel, Dennis L..... 1979, 81, 82
 Engel, Eugene A..... 1977, 78, 79
 Englehardt, Robert N..... 1986, 87, 88, 89
 Ennis, Greg C..... 1986, 87, 88
 Erb, Arthur L..... 1913, 14, 15
 Erb, Benjamin E..... 1908, 10, 11, 12
 Erb, William M..... 1899, 1900
 Erickson, Wayne C..... 1946, 47
 Ertz, Zach..... 2010, 11, 12
 Eschelman, Scott..... 1986, 87, 88, 89
 Essegian, Charles A. Jr..... 1950, 51, 52
 Etiz, Brent..... 2010, 11, 12
 Evans, Charles A..... 1976, 77, 78, 79
 Evans, Charles B..... 1908
 Evans, Jason..... 2005, 06, 07
 Evans, Kris..... 2006, 07, 08, 09
 Evans, Marlon..... 1994, 95, 96
 Evans, Quinn..... 2009, 10
 Ewing, Terry M..... 1968, 69, 70

F

Face, William H. Jr..... 1958, 59, 60
 Fair, Lee P..... 1971, 72
 Fairchild, Joe..... 1997, 98, 99
 Falk, Oliver S..... 1917
 Fasani, Randy..... 1998, 99, 2000, 01
 Faulkner, George C..... 1908
 Faust, Justin..... 2001, 02
 Faville, Richard W..... 1921, 22, 23
 Fawcett, Randall (Buck)..... 1941, 42
 Fay, Peter..... 1937, 38
 Feldman, Martin..... 1946, 47
 Fenton, K.L..... 1906, 07
 Ferguson, James J..... 1971, 72, 73
 Ferguson, John..... 1971, 72, 73
 Ferko, Leo M..... 1936, 37
 Fernandes, Ronald A..... 1958, 59, 60
 Fernandez, Ryan..... 1998, 99, 2000, 01
 Ferris, Harold H..... 1947
 Fiander, William B..... 1984, 85, 86, 87
 Fickert, Charles..... 1894, 95, 96, 97, 98
 Field, Julian D..... 1947, 48, 49
 Finley, John A..... 1975, 77
 Fisher, Ernest L..... 1983, 84, 85
 Fisher, Forrest S..... 1896, 97, 98

Fisher, Ralph S. 1899, 1900
 Fisk, Jason 1991, 92, 93, 94
 Fitting, John W. 1909
 Fitzmorris, Tyce M. 1961
 Fix, Donald R. 1947, 48, 49
 Flacco, John 2013, 14
 Flanagan, Thomas F. 1964, 65
 Flatland, Richmond Jr. 1946, 47
 Fleener, Coby..... 2008, 09, 10, 11
 Fleishhacker, Herbert Jr. 1927, 28, 29
 Fleming, Cameron..... 2011, 12, 13
 Fletcher, Alex..... 2005, 06, 07, 08
 Flood, Randolph G. 1918, 19
 Flood, Raymond O. 1924
 Flowers, Monteville D. Jr. 1919
 Floyd, Dan B. 1977, 78, 79
 Focht, Aaron 1998, 99, 2000
 Foley, Paul Stephen 1978
 Fonoti, Taulalai 2003, 04, 05
 Forbes, Frank A. Jr. 1946
 Forcier, Jason 2008
 Foster, Galen 1989
 Fowler, Andrew 2010, 11
 Fox, Bradley S. 1977, 78
 Francis, Dan R. 1973, 74, 75
 Francis, Jack P. 1940, 41
 Francis, Phillip K. 1976, 77, 78
 Frank, Alvin H. 1910, 11
 Frank, Nick..... 2003, 04, 05, 06
 Frankenheimer, Julius J. 1892, 93, 94, 95
 Freeman, Charles G. 1968
 Freeman, Christopher..... 1925, 26, 27
 Freeman, Lewis R. 1898
 Freeman, Trey 2000, 01, 02
 Freis, Joel H. 1956, 57, 58
 Frentrup, Lud. 1927, 28, 29
 Friedrichs, Matt 1998, 99, 2000, 01
 Frisbee, Robert D. 1942
 Frizell, Porter T. 1905
 Frost, Scott 1993, 94
 Frost, Steve 1994, 95
 Fua, Sione 2006, 08, 09, 10
 Fuentes, Martin K. 1978
 Fujikawa, Ronald K. 1969
 Furlanic, Richard A. 1954, 55

G

Gabriel, Anthony 1998, 99, 2000, 01
 Gaedtko, Richard J. 1949, 50
 Gaertner, Chris 2013
 Gaffney, Brian 2000, 01, 02, 03
 Gaffney, Tyler 2009, 10, 11, 13
 Gallarneau, Hugh 1938, 39, 40
 Ganong, Carl F. 1907, 08
 Gant, Richard A. 1952, 53
 Gant, Vernon F. 1968
 Garber, Sidney J. 1957, 58, 59
 Garcia, Rodrigo F. 1971, 72, 73
 Gard, F.J. 1911, 12, 13, 14
 Gardener, Greg C. 1982
 Gardner, Ben 2010, 11, 12, 13
 Garner, Rodney G. 1950, 51
 Garnett, David 1989, 90, 91, 92
 Garnett, Joshua 2012, 13, 14
 Garnett, Kevin 1992, 93, 94
 Garnier, Edward P. 1936, 37
 Garrett, Robert D. 1951, 52, 53
 Garrison, Ben..... 1999, 2000
 Gatewood, Corey..... 2007, 08, 09, 10, 11
 Gayles, Eddie 2000

Gaynor, T.J. 1992, 93, 94, 95
 Gebert, Robert R. 1953
 Geddes, Donald 1954, 55
 Geissler, E.D. 1910, 11
 George, Ron 1990, 91, 92
 Gerald, Gregory M. 1915
 Gergen, Robert R. 1953
 Gerhart, Toby 2006, 07, 08, 09
 Gervais, Richard P. 1977, 78, 79, 80
 Ghilotti, Robert V. 1947, 48
 Giallonardo, Thomas M. 1967
 Gibbs, Coy..... 1991, 92, 93, 94
 Giles, Scott..... 2000, 02
 Gill, Stan P. 1985
 Gillingham, Chuck..... 1987, 88, 89, 90
 Gilman, Charles E. 1899
 Gilmete, Joaquin A. 1983, 84, 85
 Gilmore, Rodney C. 1979, 80, 82
 Glaspie, Byron 1998, 99, 2000
 Goldberg, Jerome L. 1952, 53, 54
 Goldstein, Max H. 1971, 72, 73
 Golia, Travis..... 2008
 Gordon, Amon 2001, 02, 03
 Gordon, Darrien..... 1990, 91, 92
 Gordon, Jack S. 1959, 60, 61
 Gottfried, Brandon 2011
 Gowan, Jacob 2010, 11, 12
 Grable, Dave 1991, 92, 93, 94
 Graff, Stanley R. 1938, 39, 40
 Grant, Alan..... 1986, 87, 88, 89
 Grant, John E. 1935, 36
 Graves, Jonathan (Jody)..... 1968, 69, 70
 Grayson, Robert H. 1933, 34, 35
 Green, David 2008, 09, 10, 11
 Green, Henry E. 1985, 86, 87, 88
 Greer, Roger P. 1975
 Greer, William L. 1939
 Grenardo, Ozzie..... 1991, 93, 94
 Grey, George C. 1930, 31, 32
 Gribbin, Franklin P. 1931, 32, 33
 Griffin, Levirt 2006, 07
 Griffin, Peter 2005, 06, 07
 Griffin, Robert R. Jr. 1949, 50, 51
 Grimm, Trevor A. 1959
 Grissum, Darrell W. 1981, 82, 83
 Grosh, M.D. 1892
 Groves, James L. 1937, 39
 Guillory, John L. 1964, 65, 66
 Gunder, Austin..... 2005, 06, 07, 08
 Gustafson, Jerry F. 1953, 54, 55

H

Hachten, William A. 1946
 Haile, Jeffrey A. 1980, 81
 Halamandaris, George..... 2010
 Haley, Samuel M. 1911
 Hall, Derek 2008, 09, 10
 Hall, Efton Jr. 1970
 Hall, Elwin B. 1912, 13, 14
 Hall, Mike 1992, 93, 94, 95
 Hall, Robert P. 1942, 46
 Hall, Thomas Z. 1977, 78, 81
 Hallick, Brad 2010
 Halstead, Samuel T. 1915
 Hamilton, Dwain 1983, 84
 Hamilton, Glenn H. 1936, 38
 Hamilton, Kadar..... 1994, 95, 96, 97
 Hamilton, Robert A. 1933, 34, 35
 Hammett, Raymond M. 1940, 41, 42
 Hancock, Ronald C. 1971, 72

Hand, Milton N. 1930, 31
 Handley, Ray R. 1963, 64, 65
 Hanner, Allen F. 1952
 Hansel, Peter A. 1971, 72, 73
 Hansel, Tim..... 1963
 Hansen, Carl 1994, 95, 96, 97
 Hansen, Jeff..... 1994
 Hanson, Mark 1988, 89, 90
 Hanson, Tommy..... 1994, 95, 96, 97
 Harder, Theodore..... 1926, 27, 28
 Hardin, Tripp 1982, 83
 Hardy, Arthur C. 1931
 Harmon, Mark R. 1981, 82, 83, 84
 Harper, Matt 1993, 94
 Harrelson, William H. 1893, 94
 Harrigan, P.F. 1910, 11, 12
 Harrington, A. Tauasu 1955, 56, 57
 Harris, John P. 1975, 76
 Harris, Kwame 2000, 01, 02
 Harris, Larry W. 1977, 78, 79, 80
 Harris, Leo A. 1925, 26
 Harris, Mark 1993, 94, 95
 Harris, Marvin K. 1961, 62, 63
 Harris, Ronnie..... 2012, 13, 14
 Harris, Walter L. 1984, 85, 86
 Harrison, Brandon..... 2003, 04, 05, 06
 Harry, Emile M. 1981, 82, 83, 84
 Hartranft, S. Glenn..... 1921
 Hartvickson, Leon M. 1967
 Hartwig, Charles M. 1962, 63
 Hashimoto, Mark 1984, 85
 Haskins, Jon 1994, 95, 96, 97
 Hatzenbuehler, Mark 1990, 91, 92, 93
 Hauser, Henry P. 1917
 Hauverman, Cornelius D. 1901, 02, 03
 Hawkins, Chris 1987, 88, 89
 Hayes, Anthony 2013, 14
 Haygood, John T. 1967, 68
 Hazelrigg, Thomas R. 1965, 66, 67
 Hazzard, William C. 1894
 Head, Brian 2002, 03, 04
 Head, Gordon E. 1934
 Hearney, Richard D. 1960
 Hebert, John..... 1993, 94, 95
 Heffernan, Robert E. 1966, 67, 68
 Heinecke, Walter 1927, 28, 29
 Heinly, Donald 1908
 Heiser, Peter E. 1929, 30, 31
 Heitmann, Eric..... 1998, 99, 2000, 01
 Helser, Charles W. Jr. 1920
 Hemschoot, Joe 2011, 12, 13, 14
 Henley, Thomas H. III 1983, 84, 85, 86
 Henry, Wilbur A. 1918
 Henton, John 1993, 94
 Heron, Ivar C. 1917
 Herring, Ed..... 1992
 Hewitt, Ryan 2010, 11, 12, 13
 Hey, Clifford L. 1924
 Hibler, Michael K. 1964, 65, 66
 Hibler, Paul J. 1977, 78, 79
 Higgins, John M. 1946
 Hildebrand, Alfred P. 1961, 62, 63
 Hill, Corey 1994, 95, 96, 97
 Hill, Donald K. 1925, 26, 27
 Hill, Harrison W. 1898, 1900, 01
 Hill, L. Anthony 1973, 74, 75, 76
 Hill, Mark N. 1975, 76, 77
 Hillman, Harry H. Jr. 1929, 30, 31
 Hillman, John N. 1931, 32, 33
 Hinckley, Beckett 1990, 91

Hinckley, Robert W. 1986, 87, 88, 89
 Hines, Andre P. 1978, 79
 Hinshaw, Chester J. 1960
 Hinshaw, Dean S. 1958, 59, 60
 Hoaglin, Mark K. 1974, 75, 76
 Hobbs, Chris 2006, 07
 Hobson, Louis..... 2001, 02, 03
 Hodari, Simba 1998, 99, 2000, 01
 Hoehn, Robert L. 1951, 52
 Hoffman, Clifford P. 1926, 27, 28
 Hoffpauir, Zach 2012, 13, 14
 Hogan, Kevin 2012, 13, 14
 Hogg, Charles H. 1892
 Hoisch, Alan M. 1942
 Hokanson, Charles R. 1949, 51
 Holdridge, Jay F. 1936
 Holloway, Brian D. 1978, 79, 80
 Holman, John R. 1906, 07, 08, 09
 Holman, Mike 2000
 Holt, Preston 1919
 Holwerda, Jacob J. 1932, 33
 Honore, George L. 1959, 61
 Hooper, Austin..... 2014
 Hooper, Gregory F. 1979, 80, 81, 82
 Hooper, Trevor 2003, 04, 05, 06
 Hoos, Earl M. 1933, 36
 Hoover, Marcus 1998, 99, 2000, 01
 Hopkins, Charlie..... 2013, 14
 Hopkins, John 1987, 88, 89, 90
 Horgan, Michael 2004, 05
 Horn, Chris 2005, 06, 07
 Horn, Richard H. 1949, 50, 51
 Horowitz, Steven C. 1969, 70
 Horton, Larry L. 1905, 06
 Houck, George M. 1922
 Howard, Robert P. 1962, 63, 64
 Howard, Willie 1997, 98, 99, 2000
 Howe, John M. 1952, 53
 Howe, Stephen J. 1976, 77
 Howell, Delano 2008, 09, 10, 11
 Hoyem, Steve 1990, 91, 92, 93
 Hubbard, C. William 1975, 76
 Hubbard, Derek 1995, 97
 Huckestein, Ray C. 1985, 86, 87, 88
 Hugasian, Harry..... 1949, 50, 51
 Hulen, Ray J. 1930, 31
 Humphreys, Brad T. 1985, 86, 87
 Humphreys, Philip M. 1965
 Hunt, Albert B. 1930
 Hunt, Robert W. 1923, 24
 Husak, Todd 1996, 97, 98, 99
 Huss, Jon D. 1966, 68
 Hutchings, Charles H. Jr. 1980, 81, 82, 83
 Hutchinson, Chad..... 1996, 97
 Hyde, Clarence E. 1904
 Hyland, Richard F. 1925, 26, 27

I

Inge, Ron E. 1973, 74, 75, 76
 Ingham, George W. 1959
 Isaacs, Carl E. 1955, 56
 Ishman, Reginald E. 1971, 72, 73

J

Jackson, Bill H. 1985
 Jackson, David 2005
 Jackson, Jerome 2007
 Jackson, Terence 1981, 82, 83, 84
 Jacob, Joseph C. 1949, 50

Jacobs, George C. 1903
 Jacobs, Quincy 1993, 94, 95
 James, Edwin W. 1898
 James, Jeffrey D. 1984, 85, 86, 87
 Janssen, Clayton R. 1922
 Jeffs, A.S. 1895, 96, 97
 Jena, Douglas K. 1972, 73
 Jenke, James A. 1974, 75
 Jenkins, Julian 2002, 03, 04, 05
 Jerich, Mike 1992, 93, 94
 Jessen, Christopher F. 1961, 62
 Johannessen, Edward L.H. 1939, 41
 Johnson, Blaise 2007, 08
 Johnson, Brian 1987, 88, 89
 Johnson, Chris 1996, 97, 98, 99
 Johnson, Eric 2001, 02, 03
 Johnson, Jim 2000
 Johnson, Jimmie 1997
 Johnson, Lance 1987, 88
 Johnson, Landon 2004, 06, 07
 Johnson, Riall 1997, 98, 99, 2000
 Johnson, Teyo 2001, 02
 Johnston, Charles F. 1922, 23, 24
 Johnston, Philip F. 1932
 Jones, Craig 2013, 14
 Jones, Lawrence C. 1970, 71
 Jones, Ray 2004, 06
 Jones, Richard V. Jr. 1954, 55
 Jones, Winford M. 1939
 Jordan, Dantonio 2014
 Josephson, Kurt H. 1984, 85, 86
 Jubb, Stephen W. 1969, 70

K
 Kadziel, Ronald D. 1968, 69, 70
 Kaffen, James P. 1972, 73
 Kalambayi, Peter 2014
 Karakozoff, Alex L. 1973, 74, 75, 76
 Kass, Dorean 1998, 99
 Kauffman, James H. 1968, 69, 70
 Kaumatule, Luke 2012, 13, 14
 Kazanjian, John C. 1927
 Keblusek, Edward R. 1946
 Kegley, Carl S. 1917
 Kehl, James A. 1970, 71
 Kehrl, Bruce A. 1963, 64, 65
 Keiser, Thomas 2008, 09, 10
 Kellar, William E. 1974, 75, 76, 77
 Keller, C.J. 2014
 Keller, Richard 1968, 69
 Kellner, Stuart L. 1966, 67, 68
 Kelly, James B. 1924
 Kelly, Pat S. 1985, 86
 Kemper, Steve A. 1973, 74
 Kennedy, Martin H. 1892, 93, 94
 Kerekes, George A. 1976, 77, 78
 Kerkorian, Gary R. 1949, 50, 51
 Kerman, John R. 1939, 40
 Kern, Eugene F. 1911, 12
 Kester, Edgar C. 1916
 Kesusseff, Stephen E. 1938, 39
 Kidd, John D. 1956, 57
 Kieburzt, Geoffrey B. 1974, 75, 76, 77
 Killefer, Wade 1969
 Kimble, Anthony 2005, 06, 07, 08
 Kindler, Dorsey B. 1946
 King, Gordon D. 1975, 76, 77
 King, Leon 1950, 51
 Kinney, Paul B. 1918

Kirkland, Alfred D. 1951, 52
 Kirsch, William B. 1937, 38
 Kirtman, Nathaniel 1967
 Kirwan, Andre 1993, 94, 95, 96
 Kite, Walter E. 1932
 Klabau, Theodore A. 1927, 28, 29
 Klafter, Derron 1991, 92
 Klein, Bud D. 1948, 49
 Klein, Jimmy 1989, 90
 Klipper, L. Younger 1970, 71, 72
 Kloos, Michael A. 1971
 Kmetovic, Peter G. 1939, 40, 41
 Knapp, Sam 2010
 Knecht, Tommy 1991, 92, 93
 Knight, Courtland W. 1913, 15
 Knight, Robert B. 1901
 Koehn, John P. 1970
 Koerner, William 1905, 06, 07, 08
 Kohlmoos, Michael 1987, 88
 Kolesnikow, Andy M. 1974, 77
 Kolich, Tom 2002
 Kopa, Matt 2006, 07, 08, 09
 Kraft, Warren H. 1921
 Krickeberg, Roy W. 1953, 54
 Krishnamurthi, Gautam 2014
 Kroeker, Andrew 1995, 96, 97, 98
 Kynes, Cason 2011

L
 La Combe, Emile A. 1931
 La Prade, Loren H. 1941, 42
 Laakso, Albert M. 1948, 49
 Laborde, Henri J. 1932
 Lacey, Juan Carlos 1998, 99
 Lacey, Laurcene A. 1958, 59
 Lachmund, Otto G. 1913, 14
 Ladner, Ben 2006, 07
 Laidlaw, Scott R. 1972, 73, 74
 Lamanuzzi, Victor 1971, 72
 Lamar, Kevin T. 1980, 82, 84
 Lambert, Thomas B. 1930, 31
 Lancaster, Jarek 2010, 11, 12, 13
 Landis, Craig S. 1985, 86
 Lang, Bruce 1986, 87, 88, 89
 Lange, Scott 1993
 Langford, J. Michael 1974, 75
 Laord, William H. 1930
 Larsen, Neils T. 1934, 35
 Lasater, Richard W. II 1968, 69, 70
 Lasley, J.J. 1989, 90, 91, 92
 Latham, Robert M. 1951
 Laubscher, Wesley F. 1951
 Laumeister, Clarence F. 1906
 Laverty, Roger M. 1942
 Lawson, James W. 1922, 23, 24
 Lazetich, Peter G. 1969, 70, 71
 Le, Tuan Van 1988, 89, 90, 91
 Leahy, John G. 1959
 Ledebor, Frederick B. 1937, 38
 Lee, Austin 1998, 99, 2000, 01
 Lee, Howard S. 1899, 1900
 Leeuwenburg, Richard P. 1962, 63, 64
 Leiker, Tony W. 1985, 86
 Lemon, J.R. 2002, 03, 04, 05
 Lemon, Steven R. 1980, 81, 83
 Leonard, Matt 1999, 2000, 01, 02
 Lettinich, Edward B. 1934
 Levy, David N. 1919, 20
 Lewis, Chris 2000, 01, 02, 03

Lewis, David R. 1964, 65, 66
 Lewis, John K. 1955
 Lewis, Laurence D. 1926, 27, 28
 Lightfoot, Dan R. 1968, 69, 70
 Liljenwall, Theodore J. 1947, 48
 Lilly, John K. 1917
 Lindskog, Stanley V. 1960, 61, 62
 Lindskog, Victor J. 1940, 41
 Lloyd, Dallas 2013, 14
 Lodato, Jack D. 1962, 63, 64
 Lohn, Nate 2013, 14
 Lofton, David 2004, 05, 06
 Lofton, James D. 1975, 76, 77
 Loncar, Ken 1994, 95
 Long, David 2004
 Long, Joe E. 1955
 Long, Robert W. 1954, 55, 56
 Longinotti, John F. 1965
 Lonsinger, Donald B. 1981, 83
 Loomis, Frederick C. 1923
 Lorig, Erik 2006, 07, 08, 09
 Lorimer, Delmar B. 1972, 73
 Lortie, Joe E. 1985, 86, 87
 Lough, Charles 1989
 Loukas, Alex 2008, 09, 10
 Lovelady, Michael 2003
 Lucas, Richard M. 1949, 50
 Luck, Andrew 2009, 10, 11
 Luckett, William E. 1936, 37
 Ludeke, Frederick S. 1921, 22, 23
 Ludeke, John M. 1954
 Lueders, Blake 2010, 11, 13, 14
 Lynch, John 1990, 91, 92
 Lynn, Gary 1975, 76, 77
 Lynn, Kelton 2006, 07
 Lynn, Tom M. 1974, 75
 Lyons, Wayne 2011, 12, 13, 14
 Lyons, Willard E. 1905

M
 Mabry, Tyler 2008, 09, 10, 11
 MacAlpine, Archibald B. 1920
 Macaluso, Nick 2007, 08, 08
 Macaulay, John D. 1978, 79, 80, 81
 Macaulay, Rob M. 1983
 MacDonald, John W. 1956
 Macellari, Michael 2005
 Machtolf, Mark A. 1983, 84
 MacMillan, Kevin B. 1979, 80, 81
 Madigan, Richard B. 1946
 Madsen, Josh 1991, 94, 95, 96
 Maentz, Robert C. 1933, 34, 35
 Mahoney, John V. 1985, 86, 87, 88
 Mahoney, Philip A. 1980, 81
 Mangan, Robert T. 1936
 Manning, Brian 1993, 94, 95, 96
 Mannon, William H. 1942
 Manoogian, Norman V. 1950, 51, 53
 Manoukian, Donald J. 1954, 55, 57
 Marchin, Jeff T. 1985, 86
 Marcus, Lenard 1994
 Marecic, Owen 2007, 08, 09, 10
 Margala, Kenneth J. 1971
 Margerum, Kenneth 1977, 78, 79, 80
 Marinelli, Chris 2006, 07, 08, 09
 Marks, William P. 1930, 31
 Marohnic, David J. 1981, 82, 83, 84
 Marquess, Mark E. 1966, 67, 68
 Marrero, David 2003, 04, 05

Marriott, Joseph S. 1916
 Marshall, Robert G. II 1954, 55
 Martin, Brent J. 1981, 82, 83, 84
 Martin, Folrest S. 1972, 73, 74
 Martin, Jonathan 2009, 10, 11
 Martin, Joseph C. 1972, 73
 Martin, Lugene B. 1946, 47, 48
 Martinez, Blake 2012, 13, 14
 Martinez, Martin J. 1981
 Marx, Daniel 2014
 Masifilo, Matt 2008, 09, 10, 11
 Mason, Grant 2002
 Mason, John F. 1964, 65, 66
 Massey, Thomas J. 1967, 68
 Mastin, Robert H. 1941
 Mathias, Robert B. 1951, 52
 Matter, Kyle 2002, 03, 04, 05
 Matthews, Robert E. 1935, 36, 37
 Mattran, Tim 2004, 05, 07
 Matson, Robert M. (Bo) 1980
 Mauro, Josh 2010, 11, 12, 13
 Maxfield, Blaine 1997
 Mayers, Frank B. 1907
 Maynor, Pat 2005, 06, 07, 08
 Mayrhofer, Leonard F. 1952
 McAndrew, Tom 2006, 07, 08, 09
 McBride, Bert 2007, 08, 09
 McCaffrey, Christian 2014
 McCaffrey, Edward T. 1986, 87, 89, 90
 McCain, Warren E. 1940, 41
 McCamant, James D. 1954
 McCann, Eugene D. (Dan) 1976, 77
 McClernan, Matt 2004, 05, 06
 McClintock, Colin H. 1939
 McCloud, Charles E. 1970, 71, 72
 McClure, Timothy J. 1968, 69, 70
 McColl, Duncan B. 1974, 75, 76
 McColl, Milton B. 1977, 78, 79, 80
 McColl, William F. 1949, 50, 51
 McCormick, Charles T. 1961, 63
 McCreery, John H. 1925, 26, 27
 McCullum, Jamien 1998, 2000, 01
 McCullum, Justin 2003, 04, 05
 McCutcheon, Marcus 2003, 04, 05, 06
 McDonough, John T. 1939
 McDougal, Damon 1993
 McElroy, William D. 1937, 38
 McFadden, Conor 2012, 13
 McFadden, Ralph J. 1900, 01, 02
 McFadden, Thomas L. 1899, 1900
 McFall, Carlos 2005, 06
 McGillicuddy, James 2008, 09, 10
 McGilvray, A.B. 1902
 McGovern, Larry D. 1974, 76
 McGraw, Tyrone 2007
 McGillicuddy, James 2008, 09
 McGregor, Robert A. 1978
 McKay, Charles W. 1951
 McKeever, Barry J. 1985, 86, 87, 88
 McKenna, John F. 1956
 McKenna, Thomas J. 1955
 McKenzie, Douglas B. 1967, 68
 McKittrick, Jack W. 1947, 48
 McLaughlin, Mike 1996, 97, 98, 99
 McMillan, Donald C. 1936
 McMillan, Frank L. 1937
 McMillan, George 1893
 McMillen, Roderick E. Jr. 1957, 58, 59
 McMillin, Jeri L. 1955, 56, 57
 McNally, Bo 2006, 07, 08, 09

Medved, Anton J. 1942
 Meiners, Arnold W.J. 1939, 40, 42
 Meinken, Geoff 2010, 11
 Melloway, Marvin L. 1949
 Mennie, Carl 1994
 Merlo, James L. 1971, 72
 Merlo, Richard M. 1974, 75, 76
 Merrill, James A. 1970
 Merrill, Than 1997
 Merriman, Lloyd A. 1946
 Mertz, Laurence L. 1921, 22
 Mervin, Daniel D. 1947, 48, 49
 Mescher, Kevin 1987, 88
 Messer, Phillip H. 1966, 67, 68
 Meyer, Frederick D. 1939, 40, 41
 Meyers, Robert E. Jr. 1950, 51
 Meyers, William J. 1971, 72
 Miccichi, Tony 1988, 89
 Michel, Michael W. 1975, 76
 Middlekauff, Peter D. 1964
 Middleton, Joel D. 1923, 24, 25
 Milburn, Glyn 1990, 91, 92
 Millage, James H. 1926
 Miller, John D. 1907, 08
 Miller, Kevin 1995, 96, 97, 98
 Miller, Michael R. 1967
 Miller, Mike 2006, 07
 Miller, Reed 2012, 13, 14
 Milligan, Robert F. 1931
 Mills, Aaron 1991, 92, 93, 94
 Mills, James M. 1965, 66
 Minturn, LeRoy 1906, 07, 09, 10
 Mitchell, Emery F. III 1948, 49
 Mitchell, Howard L. 1923, 24, 25
 Mitchell, Mike 1993, 95, 96, 97
 Mitchell, Mowatt M. 1907, 08, 09
 Mitchell, Patrick 1981, 82, 83, 84
 Mitchell, Robert S. 1941
 Mitchell, Standish L. 1909, 10
 Mitre, Anthony 1977, 78
 Moffatt, Philip J. 1929, 30, 31
 Moffett, Eugene V. 1966
 Mohrman, Allen M. Jr. 1965, 66
 Molfino, Albert A. 1905, 06
 Moller, John M. (Jack) 1976
 Molsalve, Carlos A. 1934
 Monmouth, Reuben L. Jr. 1972
 Monson, Chris S. 1980, 81, 82
 Monteeth, Richard J. 1952, 53
 Montgomery, Ty 2011, 12, 13, 14
 Moore, Casey 1999, 2000, 01, 02
 Moore, Dennis J. 1968, 69, 70
 Moore, Evan 2003, 04, 05, 07
 Moore, Francis J. 1925
 Moore, Miles N. 1969, 70, 71
 Moore, Patrick S. 1970, 71, 72
 Moore, Rob G. 1980, 81, 82, 83
 Moore, Robert R. 1968, 69, 70
 Morabito, Justin 1993, 94, 95
 Moran, Matthew R. 1981, 82, 83, 84
 Morehouse, Charles J. 1960
 Morley, Samuel R. 1951, 52, 53
 Morley, Vivirn A. 1927
 Morris, Allyn E. 1947
 Morris, Brian M. 1983, 84, 85, 86
 Morris, Carl G. 1984, 85, 86, 87
 Morrison, Benjamin F. 1942
 Morze, David S. 1978, 79, 80, 81
 Moscrip, James H. 1933, 34, 35
 Mosich, Anthony J. 1954, 55

Motherway, Matt 1998
 Muagututia, Myles 2010, 11
 Mueller, Mark 2007, 08, 09
 Muller, Donald F. 1927, 28, 29
 Muller, Wes C. 1933, 34, 35
 Mullin, Jack W. 1939
 Mullins, Eric D. 1980, 81, 82, 83
 Mulroy, Vincent D. 1976, 77, 78
 Munger, John R. 1936
 Munroe, Richard P. 1942
 Murphy, Chester G. 1896, 97, 98, 99
 Murphy, Kyle 2012, 13, 14
 Murphy, Michael 1925, 26, 27
 Murphy, Trent 2010, 11, 12, 13
 Murray, Gary S. 1970, 71, 72
 Murray, Paul C. 1922, 23
 Muster, Brad W. 1984, 85, 86, 87
 Muth, Ben 2005, 06, 07, 08
 Myers, Glenn C. 1963, 64, 65

N

Naatjes, Darin 2000
 Naber, Kenneth E. 1977, 78, 79, 80
 Nafzinger, James 1947, 48
 Nagel, Otto A. 1918
 Nash, Dan 1987, 88, 89
 Natcher, Stanlus Z. 1926
 Neal, Joe F. 1962, 63, 64
 Neal, Ronald B. 1910
 Neff, John R. 1954, 55
 Neill, Michael R. 1979, 80, 81
 Neill, Philip S. 1929, 30, 31
 Neill, William C. Jr. 1923, 24
 Nelson, Darrin M. 1977, 78, 80, 81
 Nelson, David E. 1965, 66, 67
 Nelson, Keanu 2011, 12, 13
 Nevers, Ernest A. 1923, 24, 25
 Newberry, Jared 2001, 02, 03, 04
 Newhouse, Brent 2004, 05, 06, 07
 Newton, Michael E. 1986, 87, 88
 Nichols, Blaik 1988
 Nichols, Robert G. Jr. 1962, 63, 64
 Nicholson, William H. 1967, 68
 Nickel, Paul 1989, 90, 91, 93
 Nicolet, Robert A. 1957, 58
 Nikolai, Irvin 1957, 58, 59
 Nnoli, Emeka 2005, 06
 Noble, Michael F. 1982, 83, 84, 86
 Nolan, Zach 2008, 09, 10
 Norberg, Henry F. Jr. 1940, 41, 42
 Norgard, Alvar A. 1931, 33
 Norman, Richard M. 1958, 59, 60
 Norris, George D. 1978
 Norwood, Toby 1990, 91, 92, 93
 Nottingham, Brett 2011, 12
 Nunes, Josh 2010, 11, 12
 Nye, Blaine F. 1965, 66, 67
 Nye, Tom A. 1984, 85, 86

O

O'Connor, Robert C. 1933
 O'Neal, Edmond 2002
 Ogle, William A. 1964, 65, 66
 Okwo, Michael 2003, 04, 05, 06
 Olenchalk, John H. 1974, 75, 76
 Oliver, Richard E. 1967, 68, 69
 Olmsted, Clarence E. 1910
 Olsen, Nathan 1992, 93, 94
 Olson, David 2013

Olugbode, Kyle 2011, 12, 13, 14
 Orme, Charles H. Jr. 1938, 39, 40
 Orvick, Kenneth E. 1980, 83
 Osaisai, Wopamo 2005, 06, 07, 08
 Oser, Thomas 2014
 Oshinowo, Babatunde Jr. 2002, 03, 04, 05
 Ostrander, Dale H. 1960
 Ostrander, T.C. 2004, 05, 06, 07
 Ostrander, William R. 1965
 Ostrom, Sig R. 1973, 74, 75
 Otoupal, Vince 1989, 90, 91, 92
 Ottmar, David A. 1972, 73
 Ottovegio, Jay 2004, 05, 06, 07
 Owen, Chauncey C. 1906, 07
 Owusu, Chris 2008, 09, 10, 11
 Owusu, Francis 2013, 14

P

Packard, David 1933
 Palamountain, Bennett H. 1932, 33
 Palin, Drew W. 1973, 74
 Palette, Charles W. Jr. 1919
 Pallow, Rick 1989, 91
 Palma, Kevin 2014
 Palmbush, Scott 1987, 88, 89, 90
 Palmer, Richard A. 1940
 Palumbis, Jason 1988, 90, 91
 Papanthassiou, Andrew 1986, 87, 88, 89
 Pape, Terry E. 1972, 73, 74
 Pappas, Ted A. 1973, 74, 75
 Parish, Don E. 1967, 68, 69
 Park, Kaulana H. 1982, 83, 84
 Parker, Garth 1897, 98, 99
 Parker, Melvin F. 1918, 19
 Parker, Richard D. 1977, 78, 79
 Parker, Roderick J. 1938, 40
 Parker, Tyrone 1990, 91, 92, 93
 Parks, Nathan 1994, 95, 96
 Parry, David 2011, 12, 13, 14
 Patchett, Ernest L. 1925, 26
 Patitucci, Frank M. 1961, 62, 63
 Patrick, John C. 1919, 20, 21
 Pattersen, David E. 1939, 42
 Patterson, Jamal-Rashad 2009, 10, 11, 12
 Patton, Chester G. 1939
 Paulman, William H. 1935, 36, 38
 Pavko, Michael R. 1965, 66
 Pavlic, John W. 1961, 63
 Paye, John A. 1983, 84, 85, 86
 Paye, John P. 1962
 Payne, Kevin N. 1985
 Peat, Andrus 2012, 13, 14
 Peck, Edward L. 1913
 Peck, Kendall 1947, 49
 Pelluer, Arnold 1986, 87, 88
 Pelouze, Robert F. 1916, 19, 20
 Pemberton, John R. 1906, 07, 09
 Perreault, Pierre E. 1970, 71, 72
 Pershing, Richard S. 1919, 20, 21
 Peter, Donald G. 1959, 60
 Peterson, Dennis W. 1971, 72
 Peterson, Robert L. 1956, 57, 58
 Peterson, Thor J. 1938, 39, 40
 Pettigrew, Gary L. 1963, 64, 65
 Pettingill, Henry S. Jr. ... 1914, 15, 16, 17
 Pfeifer, Travis 1998, 2000, 01
 Phelps, Robert C. 1947
 Pheny, William D. 1922
 Phillips, Andrew 2007, 08, 09, 10

Phillips, Damon 1993, 94
 Phillips, Harrison 2014
 Phillips, Ralph L. 1975, 76, 77
 Phleger, Atherton M. 1946, 47, 48
 Picazo, Robbie 2010, 11, 12
 Pierce, Brett 2000, 01, 03
 Pierce, Eric 1988, 89, 90
 Pigott, John S. 1976, 77, 78
 Pike, Gary E. 1958, 59
 Pimental, William E. 1983
 Pinckney, Jon 1988, 89, 90, 91
 Pippens, Ra'Chard 2012, 13, 14
 Pitts, DeRonnie 1997, 98, 99, 2000
 Plantaric, Eddie 2013, 14
 Plain, Louis C. III 1956, 58
 Plate, Horatio R. 1898
 Player, Stephen W. 1960, 61
 Pleis, Mitchell F. 1977, 78
 Plunkett, James W. 1968, 69, 70
 Polich, Tyrone T. 1956
 Pottl, Randall P. 1971, 72, 73
 Pomeroy, Russell A. 1949, 50
 Pool, Hampton J. 1938, 39
 Porras, Tyler 2008
 Post, Ellis 1926
 Post, Seraphim T. 1927, 28
 Poulson, Charles W. 1949, 50
 Poulson, Ward E. 1924, 25, 26
 Powell, Luke 2000, 01, 02, 03
 Powell, Owen M. 1950, 51
 Powers, Will 2006, 07, 08, 09
 Pratt, Jordan 2012, 13, 14
 Prelsnik, Charles J. 1931
 Presley, George J. 1906
 Preston, John B. 1927, 28, 29
 Preston, Patrick P. 1967, 68, 69
 Price, Eric E. 1981, 82, 83, 84
 Price, Fred V. 1925
 Price, James 1986, 87, 88, 89
 Price, Robert L. 1960, 61, 62
 Primus, Frank 1996, 97, 98, 99
 Pritchard, Tavita 2006, 07, 08, 09
 Protiva, Eric V. 1956, 57, 58
 Pruitt, Leroy 1993, 94, 95, 96
 Prukop, Tom A. 1984, 85
 Ptacek, Edward D. 1963
 Puk, Kevin 1989, 90, 91
 Purkitt, Claude H. 1940
 Pursell, Frank D. 1958, 59, 60
 Pursell, Stephen W. 1960, 61, 62
 Pyle, H. Carter Jr. 1951, 52
 Pyle, John F. 1976

Q

Quaccia, Zack 1998, 99, 2000, 01
 Quigley, Brett 1988
 Quist, George 1946, 47

R

Raffetto, Estral J. 1925
 Raftery, Michael R. 1955, 56
 Ragsdale, Richard A. 1962, 63, 64
 Raitt, C.B. 1899, 1900, 01
 Rance, Marcus 2007
 Rannels, Roland J. 1957
 Rasmussen, Neil Jr. 1936, 37
 Rath, Robert R. 1964, 65
 Rau, Allen F. Jr. 1946, 47, 48, 49
 Read, John M. 1964, 65, 66

Rector, Michael..... 2013, 14
 Redell, Ron 1989, 90, 91, 92
 Reed, Bill E. 1982
 Reed, Harold E. 1907
 Reeves, Frank W. 1910, 13, 14
 Rehm, Francis E. 1914, 15
 Reid, William J. 1972, 73
 Reinhard, Robert R. 1967, 68, 69
 Reihner, Kevin 2012, 13, 14
 Reisner, John A. 1933, 34
 Rembisz, Aaron 1989, 90, 91, 92
 Rennaker, Terry L. 1977, 78, 79
 Renwick, Donn C. 1965, 66, 67
 Repath, Charles J. 1918, 19
 Reuland, Konrad 2009, 10
 Reuland, Warren 2008
 Revak, Paul A. 1952
 Reynolds, Barry R. 1971, 72
 Reynolds, Ed..... 2010, 12, 13
 Reynolds, Jackson E. 1894, 95
 Reynolds, Larry D. 1975, 76, 77, 78
 Reynolds, Robert C. 1933, 34, 35
 Rhyne, Ben..... 2011, 12, 13, 14
 Rhyne, Homer..... 1907
 Rice, Arthur H. 1898, 99
 Rice, Gordon 1949, 51
 Rice, J. Bermingham..... 1896, 97
 Rich, Ellsworth L. 1892
 Richards, Jordan..... 2011, 12, 13, 14
 Richardson, Albert 1988, 89, 90, 91
 Richardson, Bruce G. 1985, 86, 87
 Richardson, Kevin M. 1985, 86, 87, 88
 Riegel, Gordon S. 1972, 73, 74
 Righter, Cornelius E. 1917, 19, 20
 Rinker, Robert L. 1967
 Rintala, Rudolph A. 1930, 31
 Risser, Randy 1980
 Ritchey, Craig S. 1963, 64, 65
 Ritchie, Jon 1996, 97
 Roberts, Ellery 1990, 92, 93
 Robesky, Donald A. 1926, 27, 28
 Roberts, Jemari..... 2010, 11, 12
 Robesky, Kenneth L. 1939, 40, 41
 Robinson, Benjamin B. 1956, 57, 59
 Robinson, Chuck 1988, 89
 Robinson, Noel J. 1955, 56, 57
 Robison, Doug C. 1984, 85, 86, 87
 Robnett, Timothy L. 1970, 71
 Rodgers, Kit 1995
 Rodolph, Frank E. Jr. 1899
 Rogers, Charles O. 1932
 Rogers, Douglas K. 1978, 79, 80, 81
 Rogers, William B. Jr. 1952, 53
 Roggeman, Timothy (Buck) 1986, 87, 88, 89
 Rohrer, Robert L. 1947, 48
 Rominger, Joseph C. 1978
 Roosevelt, William K. 1901, 04
 Root, John P. 1965, 66, 67
 Rose, Christopher C. 1979, 80, 81, 82
 Rose, Kenneth C. 1948, 49
 Rosekrans, John N. 1948
 Ross, Thomas L. 1963, 64, 65
 Roth, Almon E. 1909
 Rothert, Harlow P. 1928, 29, 30
 Rotto, Torsten 2012, 13, 14
 Rouble, Lawrence E. 1933, 34, 35
 Rounds, George S. 1960
 Rounsaville, Guy Jr. 1962, 63, 64
 Rowen, Keith L. 1972, 73, 74
 Roysse, Larry L. 1960, 61

Royster, Brandon 2001, 03
 Rubin, Dale F. 1965
 Ruhl, Nick..... 2008
 Rush, John P. 1898
 Rushing, T.J. 2002, 03, 04, 05
 Rydstedt, Gustav..... 2005, 06, 07
 Rye, John G. 1949, 50, 51
 Ryska, Tom A. 1974, 75

S

Sadler, James D. 1938
 Saibel, Charles M. 1969
 Salem, J.B. 2012, 13
 Salina, Adam 1993, 94, 95, 96
 Sampson, Ralph G. 1969, 70, 71
 Sanchez, Nick 2004, 05, 06, 07
 Sandborn, Thomas 1909
 Sande, John III..... 1968, 69, 70
 Sande, John P. IV 1997, 98, 99, 2000
 Sanderman, Fred A. 1942
 Sanders, Barry J. 2013, 14
 Sanders, Donald L. 1951
 Sanders, Mark..... 1999
 Sanderson, Reginald J. 1970, 71, 72
 Sappenfield, Joel W. 1954, 55
 Sargent, Gary A. 1960, 61, 62
 Satre, Philip G. 1969, 70, 71
 Saylor, Brent E. 1976, 77, 78, 79
 Schaklich, Timothy R. 1970, 71
 Scharff, Scott 2002, 03, 04
 Schaupp, Karl L. 1911, 12
 Scheidecker, William R. 1953
 Scheller, Robert Sean 1984, 85, 86, 87
 Schimmelmann, Kevin... 2002, 03, 04, 05
 Schimpf, Kerry A. 1978
 Schindler, Greg..... 1999, 2000, 01, 02
 Schmitt, Lawrence E. 1959, 60
 Schneider, Philip D. 1965, 67
 Scholfield, William R. 1903
 Scholze, Adam 1999
 Schonert, Turk L. 1977, 78, 79
 Schott, Carl V. 1934, 35, 36
 Schrader, Carl F. 1962, 63, 64
 Schultz, Bryan 1992
 Schultz, Jack G. 1968, 69, 70
 Schwarzenbek, Francis..... 1917
 Schwartzstein, Sam 2010, 11, 12
 Scott, Errol G. 1959, 60, 61
 Scott, Joseph K. 1947
 Scott, Kevin B. 1983, 84, 85, 86
 Scott, Kevin T. 1987, 88, 89, 90
 Scott, Leland S. 1909
 Scott, Robert E. 1950
 Scott, William D. 1970, 71, 72
 Scribner, Frederick F. 1931
 Seabright, Benjamin F. 1896
 Seals, Brent 2010, 11
 Seale, Ricky..... 2011, 12, 13, 14
 Sears, Roger G. 1959, 60, 61
 Sebes, Nick 2001, 02, 03
 Seeley, Carrol C. 1900
 Sellman, Roland..... 1926, 27, 28
 Seymour, Peter M. 1967, 68, 69
 Seymour, Robert J. 1955
 Sgroi, Michael..... 2002, 03, 04, 05
 Shane, Mario..... 1988
 Sharp, David B. 1968, 69
 Shaw, David..... 1991, 92, 93, 94
 Shaw, Thomas L. 1948, 49, 50
 Shea, Charles A. III..... 1956, 57

Shea, Ryan..... 1988
 Sheehan, Dennis J. 1969, 70, 71
 Sheehan, Timothy G. 1965, 66
 Sheldon, Willard H. 1919
 Sheller, Willard N. 1941, 42
 Shelswell, Ian 2003
 Sherman, Richard 2006, 07, 09, 10
 Shields, Harvey H. 1903, 04
 Shinnefield, Patrick..... 1998
 Shipkey, Arthur H. 1942
 Shipkey, Harry H. 1922, 23, 24
 Shipkey, Theodore E. 1924, 25, 26
 Shittu, Aziz..... 2012, 13, 14
 Shlaudeman, Karl W. 1919, 20
 Shlaudeman, Robert..... 1919, 20, 21
 Shoher, Sam 2013, 14
 Shockley, Hillary E. 1969, 70, 71
 Shoemaker, William B. 1966, 67, 68
 Shore, Robert A. 1966, 67, 68
 Shroyer, James L. 1961, 62, 63
 Shuler, Graham 2013, 14
 Shull, Rod J. 1985
 Sickmeier, Andrew C. 1977, 78
 Siemens, Jeffrey S. 1974, 75, 76
 Siemon, Jeffrey G. 1969, 70, 71
 Silva, Mike..... 2003, 04, 05, 06
 Silvas, Nick..... 2005
 Sim, William C. 1932, 33
 Simkins, William J. 1928, 29, 30
 Simone, Michael A. 1970, 71
 Simons, Carlton B. 1960, 61, 62
 Simpson, Ismail..... 2003, 04, 05, 06
 Sims, John 1992, 93
 Sims, Robert F. 1926, 27, 28
 Sims, Tim 2005, 06, 07
 Sinclair, Andy L. 1985, 86, 87, 88
 Single, Douglas W. 1971, 72
 Singler, William D. 1973, 74, 75
 Sinnerud, James A. 1958
 Sivara, Dean L. 1980
 Skaufel, Taylor 2007, 08, 09, 10
 Skrabo, Paul M. 1974, 75, 76
 Slaker, Frank L. 1900, 01
 Skov, Patrick..... 2012, 13, 14
 Skov, Shayne..... 2009, 10, 12, 13
 Slusher, Dale..... 1905
 Smalling, Charles O. 1928, 29
 Smiley, Arthur C. 1970
 Smith, Aaron..... 2006
 Smith, Alex..... 2001, 02, 03, 04
 Smith, Allen 2005, 06, 07
 Smith, Barrett C. 1951, 52, 53
 Smith, Edward A. 1899, 1900, 01, 02
 Smith, Terrell W. 1968, 69, 70
 Smith, G.W. 1903
 Smith, James Z. 1959, 61
 Smith, Lyle W. 1933
 Smith, Martin E. 1976, 77, 78
 Smith, Rea E. 1896, 97, 98
 Smith, S.P. 1901
 Smith, Sidney B. 1947
 Smith, Steve 1989, 90, 91
 Smith, Tim 1996, 98, 99
 Smith, Warren L. 1910, 11, 12
 Smitherum, Edgar..... 1915
 Smythe, James J. 1974, 75
 Snelson, Eric W. 1984, 85, 86, 87
 Snider, John E. 1972, 73, 74
 Snider, Malcolm P. 1966, 67, 68
 Snyder, Clinton..... 2006, 07, 08, 09

Soderlund, Matt D. 1982, 83, 84, 85
 Solomon, Fred F. 1923, 24, 25
 Sones, Thomas H. 1970, 71
 Soper, Harold C. 1914, 15
 Sorensen, Loren R. 1953
 South, Glenn E. 1939, 40
 Southwood, Eric J. 1949, 51
 Spanos, Michael..... 2011
 Spaulding, Alfred B. 1894, 95
 Spence, Daniel H. 1961, 62
 Spragan, Donnie..... 1996, 97, 98
 Sprott, Walter K. 1902, 03, 04
 Sproull, Henry F. 1921
 St. Geme, Edmond F. 1981, 82, 83, 84
 St. Geme, Joseph W. III 1977, 78, 79
 St. Geme, Joseph W. Jr. 1950, 51, 52
 St. Geme, Peter E. 1980, 81
 Stahl, W. Fred 1985, 86, 87
 Stahle, Douglas C. 1939, 40, 41
 Stallworth, Rollins..... 2013, 14
 Stalwick, David K. (Kent) 1978
 Stamm, Edward A. 1940, 41, 42
 Standlee, Norman S. 1938, 39, 40
 Stanford, J.N. 1905, 06
 Stanton, John G. 1952, 53, 55
 Steele, Russell B. 1956, 57, 58
 Steen, Sharcus 1996, 97, 98, 99
 Stein, Richard B. 1957
 Steinberg, John C. Jr. 1951, 52, 53
 Stenstrom, Steve..... 1991, 92, 93, 94
 Stephen, Roy A. 1957, 58
 Stephens, James D. 1977, 78
 Stephens, Terrence..... 2009, 10, 11, 12
 Steuber, Harold A. 1959, 60, 61
 Stevenson, Don V. 1974, 75, 76
 Stevenson, Maxwell 1998
 Stewart, James R. 1952
 Stewart, John K. Jr. 1953, 54, 55
 Stewart, Russell..... 1997, 98, 99, 2000
 Stice, Robert H. 1919, 20, 21
 Stillwell, Roger H. 1972, 73, 74
 Stimson, Dustin..... 2002
 Stockbauer, Marc 1996, 97, 98, 99
 Stojkovich, Andrew 1938, 39
 Stone, Glen J. 1971, 72, 73
 Stone, Grant B. 1936, 37
 Stonehouse, Paul..... 1989, 90, 91, 92
 Storum, William A. 1950, 51, 52
 Stott, Edmund P. 1904, 05, 06
 Straight, Herbert R. 1896
 Strand, Justin 1993
 Strong, V. David..... 1975, 76
 Stubblefield, Don P. 1981, 82, 83
 Stundell, Alfred L. 1910
 Sturgeon, John B. 1939
 Stutz, Andrew 2010, 11
 Sullens, Stephen 1987, 88, 89
 Sullivan, Mike 2003
 Summers, Alan 1984, 85
 Summers, John J. (Jay) . 1978, 79, 80, 81
 Summers, Jon 1987, 88
 Sundheim, George M. (Duf) 1973, 74
 Supple, Frederick E. Jr. 1946
 Sutherland, Sam 1985
 Sutton, Richard X. 1937
 Svitek, Will 2002, 03, 04
 Svitlenko, Paul L. 1985, 86, 87
 Swan, Frederick H. 1924, 25, 26
 Swanson, Pete..... 1993, 94, 95, 96

Swanson, Peter L. 1957, 58
 Swartz, Clifton R. 1917
 Swartz, Donald E. 1966, 67
 Sweeney, David F. 1984, 85, 86, 87
 Swigart, Theodore E. 1915, 16
 Swinton, Eliel. 1993, 94, 95, 96
 Symonds, Nathaniel M. 1926

T
 Taboada, Greg 2014
 Tandy, Ray E. 1928, 29, 30
 Tanner, Edwin S. (Ted)..... 1951, 52, 53
 Targhetta, Paul..... 1931, 32, 33
 Tarpey, Paul A. 1901, 02
 Tarpley, A.J. 2011, 12, 13, 14
 Tarr, William H. 1953, 54, 55
 Taylor, Albert W. 1921
 Taylor, Brian 1998, 99, 2000, 01
 Taylor, Charles A. 1940, 41, 42
 Taylor, Edwin D. 1950
 Taylor, Gary 1988, 89, 91
 Taylor, Jack R. 1955, 56, 57
 Taylor, Michael S. 1980, 81
 Taylor, Perry N. 1929, 30
 Taylor, Stepfan..... 2009, 10, 11, 12
 Taylor, Wilbur R. 1949, 50
 Teeuws, John L. 1985, 87
 Teeuws, Michael L. 1979, 80, 81, 82
 Telesmanich, Jim 1999
 Templeton, Robert L. 1915, 16, 17, 19, 20
 Templeton, Robert M. 1939
 TenBruggencate, Al J. 1974, 75, 76
 Tenn, David T. 1973, 74, 76
 Tennefoss, Marvin 1950, 51, 52
 Terriell, Chester C. 1908
 Terrell, Drew 2009, 10, 11, 12
 Test, Eric B. 1973, 74
 Theder, Richard R. 1986, 87, 88
 Thoburn, James H. 1910, 12, 13
 Thomas, Arthur B. 1922, 23, 24
 Thomas, Benjamin A. 1896, 97
 Thomas, Chase..... 2009, 10, 11, 12
 Thomas, Eric..... 1989, 91
 Thomas, John M. 1957, 59
 Thomas, Michael..... 2008, 09, 10, 11
 Thomas, Rooney 1992
 Thompson, James G. 1929
 Thompson, John M. 1940
 Thompson, Robert A. 1901, 03, 04, 05
 Thompson, Robert N. 1951, 52
 Thompson, Savann J. ... 1975, 76, 77, 78
 Thorpe, Charles A. 1906, 07, 09
 Thurlow, Stephen C. 1961, 62, 63
 Tilton, Lloyd I. 1913
 Tinsley, Damion..... 2000
 Tipton, David L. 1969, 70
 Tipton, Thomas 1974, 75
 Titus, Michael G. 1946, 47
 Tobin, Donald J. 1951
 Tod, Jay K. 1931, 32, 33
 Todd, Raymond W. 1934, 35
 Toilolo, Levine..... 2010, 11, 12
 Tolliver, Michael T. 1980, 81, 82, 83
 Tolon, Kenneth..... 2001, 02, 03, 04
 Tolpinrud, Sean..... 1999, 2000
 Tomerlin, Clemens..... 1940
 Tomlinson, Daniel J. 1971
 Toner, Brian. 1996, 97, 98
 Toner, Eric 2000

Toorvald, Philip S. 1960
 Topp, Gregory A. 1981
 Topping, William K. 1933, 34, 35
 Torrence, Leigh 2001, 02, 03, 04
 Traeger, William J. 1899, 1900, 01
 Traverso, Matt 2003, 04, 05
 Trojan, Jeff 2013, 14
 Trombetta, Julius C. 1926
 Trompas, Alexander G. 1934, 35
 Troussel, Tony..... 1988, 89
 Trout, William W. Jr. 1939
 Tsoutsouvas, Louis S. 1936, 37
 Tubbs, Austin..... 2014
 Tucker, Casey..... 2014
 Tunney, Jono 1987, 88, 89, 90
 Turner, Marcus 2008
 Turriziani, Alfred L. 1948
 Tyler, Andre M. 1978, 79, 80, 81
 Tyler, Mike..... 2014

U
 Udofia, Ekom..... 2006, 07, 08, 09
 Udofia, Udeme 2004, 05, 06, 07, 08
 Ukropina, Conrad..... 2013, 14
 Ukropina, James R. 1957, 58
 Underwood, Cole 2011, 13
 Urban, Joseph C. 1912, 13, 14, 15
 Uso, Tafiti..... 1998, 99
 Vahan, Randolph K. 1960, 61, 62
 Vail, Stanley M. 1907
 Valli, Louis P. 1955, 56, 57
 Van Alstyne, Bruce E. 1949, 50
 Van Dellen, Elzo L. Jr. 1933, 34
 Van Dervoort, Theodore Jr. 1905, 07
 Van Galder, Gary C. 1955, 56, 57
 Van Hook, Stuart G. 1924, 25
 Vanderlip, Manford 1955
 Vardell, Thomas 1988, 89, 90, 91
 Vataha, Randall E. 1969, 70
 Vaughn, Matt 1993
 Vaughters, James..... 2011, 12, 13, 14
 Vella, Tony 1996
 Verdieck, James E. 1939, 40
 Veris, Garin L. 1981, 82, 83, 84
 Vermilya, Robert H. 1928
 Vick, James A. 1950, 51, 52
 Vickers, Leon 1993
 Vigby, Jack..... 1917
 Vigna, Joseph A. 1935, 36
 Vincenti, Louis R. 1927
 Vinson, Josiah 2003, 04, 05, 06
 Volmert, Lawrence E. 1964, 65, 66
 Volpe, Jon 1987, 88, 90
 Volta, Eric L. 1984, 85, 86, 87
 Vucinich, Milton C. 1940, 41, 42

W
 Wagner, Evan..... 1996
 Wakefield, Charles 1942, 46
 Waldo, John H. 1918
 Waldvogel, Jerry A. 1974, 75
 Walker, David B. 1972, 73, 74
 Walker, David 1992, 93, 94, 95
 Walker, Edgar L. 1924, 25, 26
 Walker, Frank F. 1915, 16
 Walker, Harold L. 1947
 Walker, Kelly J. 1973, 74
 Walsh, Chris 1988, 89, 90, 91
 Walsh, Thomas J. 1959, 60, 61

Walters, Troy 1996, 97, 98, 99
 Walton, H.A. 1892, 1893
 Walton, Jackson..... 1934, 37
 Ward, Lee 2011, 12, 13, 14
 Wark, Thomas L. 1916, 17, 19
 Warnecke, John C. 1939, 40
 Warwick, Gregory 1978
 Washington, Demea G. 1968, 69, 70
 Washington, Gene A. 1966, 67, 68
 Wasik, Todd R. 1979, 80
 Waters, Rich A. 1974, 75, 76
 Waters, Ryan..... 1993, 94, 95
 Watkins, Frederick B. 1911, 13
 Watkins, Jordan 2013, 14
 Watson, Donald R. 1957, 58
 Watson, Jarvis P. 1952, 53
 Watts, Frank A. 1918, 19
 Watts, Nicodemus..... 1993, 94, 95, 96
 Weaver, Clark E. 1962, 63
 Webb, Jami 1993, 94
 Weber, Chris E. 1983, 84, 85, 86
 Weber, Stephen 1987, 88
 Wedge, Wesley E. 1954
 Wedge, Winfred E. 1952, 53, 54
 Wehat, Gilbert C. 1923
 Weinacht, Paul 2000, 01, 02
 Weingartner, Thomas A. 1966, 67, 68
 Weller, Milo J. 1903, 04
 Wells, Ryan 1999, 2000, 01, 02
 Wentworth, William A. 1953
 Werner, Bryan..... 1994, 95, 96, 97
 Werstler, John E. 1978
 West, Byron F. 1937, 38
 West, R.F. 1904
 Westerfield, Dan D. 1982, 83, 84
 Wetnight, Ryan 1991, 92
 Whalen, Griff..... 2008, 09, 10, 11
 Whalen, Ryan..... 2007, 08, 09, 10
 Whipple, John H. 1947
 Whitaker, Eric 2011
 Whitaker, Nate..... 2009, 10
 White, Alistair 1995, 96, 97
 White, Charles H. 1934
 White, Gordon W. 1948, 49, 50
 White, Jason 1992, 93, 94, 95
 White, Jason 2000, 01, 02
 White, Robert W. 1948, 49, 50
 White, Stephen F. 1972, 73
 White, Vincent D. 1979, 80, 81, 82
 Whitehouse, Louis M. 1893
 Whitfield, Bob 1989, 90, 91
 Whitfield, Kodi 2012, 13, 14
 Whitt, Scott..... 1994, 95
 Whittmore, John R. 1892
 Whittle, Derek W. 1983
 Wiggin, Paul D. 1954, 55, 56
 Wilbur, John L. 1963, 64, 65
 Wilburn, Albert T. 1964, 65, 66
 Wilcox, Chester A. 1920, 21, 22
 Wilcox-Fogel, Nate 2007, 08
 Wiley, William M. 1972
 Wilkerson, Anthony..... 2010, 12, 13
 Wilkes, Khalil 2010, 11, 12, 13
 Wilkin, John S. 1963
 Wilkins, Earl B. 1916
 Wilkinson, Michael P. 1975, 76
 Willard, Michael R. 1967
 Willard, William C. 1937, 38, 40
 Williams, Bradley B. 1973, 74
 Williams, Charles R. 1966, 67

Williams, Fred L. 1934, 35, 36
 Williams, Howard L. 1967, 68, 69
 Williams, Ken R. 1982
 Williams, Lewis I. 1971
 Williams, Tank..... 1998, 99, 2000, 01
 Williams, Thomas M. 1895, 96
 Williams, Thomas N. 1958
 Williams, Tom..... 1989, 90, 91, 92
 Williams, Vaughn..... 1980, 81, 82, 83
 Williams, Vincent M. 1978, 81
 Williamson, Jordan 2011, 12, 13, 14
 Willis, Anthony..... 1995, 96, 97
 Willock, Jason 1999
 Wilson, Dean R. 1977, 78, 79
 Wilson, Elwood J. 1929
 Wilson, Geoff 1995, 97, 98
 Wilson, Gerald E. 1973, 74, 75
 Wilson, John H. 1892, 1893
 Wilson, Philip C. 1952, 53
 Wilson, Philip L. Jr. 1931
 Wilson, Philip L. 1898
 Wilson, Phillip E. 1980
 Wilson, Stanley..... 2002, 03, 04
 Wilson, William A. 1941
 Wilton, Frank S. Jr. 1926, 27, 28
 Wimmer, Gary E. 1979, 80, 81, 82
 Wines, Blaine L. 1913, 14
 Winesberry, John C. 1971, 72, 73
 Winham, William P. 1916, 17
 Winnek, Phil S. 1929
 Winters, Jerry E. 1960
 Wiser, Sean 2008
 Wire, Coy..... 1998, 99, 2000, 01
 Wittenau, Carl..... 1929
 Wittman, Billy 1992
 Wong, Kailee..... 1994, 95, 96, 97
 Woodcock, Elbert C. 1911
 Woodward, Tyleve F. 1921, 22, 23
 Woollomes, James P. 1920
 Worden, Richard C. 1927, 28
 Worley, Davie E. 1951
 Wright, Josh..... 1990, 91, 92, 93
 Wright, Matt..... 1999, 2000, 01
 Wright, Remound 2012, 13, 14
 Wusu, Timi 2002, 04, 05
 Wylie, James T. 1914, 15
 Wylie, Robert M. 1959, 60
 Wyman, David M. 1982, 83, 84, 86
 Wyman, Michael E. 1981, 82, 83, 84

Y
 Yancy, Austin 2006, 07, 09, 10
 Yankey, David 2011, 12, 13
 Yazdi, Alex..... 2013, 14
 Young, Charles..... 1993, 94, 95
 Young, Charlie..... 1987, 88, 90
 Young, Chris M. 1985, 87
 Young, Gordon A. 1954, 55, 56
 Young, Kelsey 2012, 13, 14
 Young, William B. 1942
 Yules, Sam 2013, 14

Z
 Zager, Peter G. 1936, 37, 38
 Zagory, Aaron 2006, 07, 08
 Zaltosky, Craig R. 1972, 73
 Zappettini, Donald M. 1942
 Zellmer, Craig A. 1978, 79, 80, 81
 Zentner, John R. 1985, 86, 87, 88
 Zychlinski, Daniel..... 2009, 10, 11, 12

All-Time Assistant Coaches

Name	Seasons	Position
Alamar, Pete	2011-present	Special Teams Coordinator
Akina, Duane	2014-present	Defensive Backs
Anderson, Jim	1981-83	Running Backs
Anderson, Lance	2007-present	Defensive Tackles Outside Linebackers Recruiting Coordinator Willie Shaw Director of Defense
Axman, Steve	1986	Offensive Line
Baer, Kent	1995-2001	Inside • Outside Linebackers (1995-01) Defensive Coordinator (1999-01)
Baldwin, Dave	1984-88	Tight Ends (1984) Wide Receivers (1985-88)
Banker, Mark	2002	Co-Defensive Coordinator Secondary
Bengtson, Phil	1940-41, 1946-50	Line
Bible, Dana	1995-97	Offensive Coordinator Quarterbacks
Billick, Brian	1989-91	Wide Receivers Tight Ends
Bloomgren, Mike	2011-present	Offensive Line Andrew Luck Director of Offense
Borbely, Dave	1995-97	Offensive Line (Centers and Guards)
Boulware, Jay	2004	Running Backs
Brattan, Tom	1999-2000	Offensive Line (Centers and Guards)
Buh, Andy	2007-09	Linebackers Co-Defensive Coordinator (2008-09)
Charles, Russell	1977-79	Linebackers • Junior Varsity Coach (1977) Tight Ends (1978) Offensive Line (1979)
Christoff, A.J. "Andy"	1983, 2003-04, 2006	Defensive Coordinator (1983, 2004, 2006) Co-Defensive Coordinator • Secondary (2003)
Christiansen, Jack	1968-71	Linebackers (1968) Offensive Backfield (1969-70) Defensive Backs (1971)
Clark, Monte	1993-94	Offensive Line
Cosbie, Doug	1993-94	Offensive Line
Cox, James E.	1950	Assistant
Crook, Ron	2011-12	Tight Ends
Cross, Jack	1961-62	Assistant
Cubit, Bill	2003-04	Quarterbacks (2003-04) Offensive Coordinator (2004)
Cunningham, Gunther	1973-76	Freshmen Head Coach • Assistant (1973) Defensive Line (1974-76)
Currey, David W.	1971-76	Offensive Backs
Dalman, Chris	2007-08	Offensive Line
Denbrock, Mike	2001	Offensive Line (Tackles and Tight Ends)
DeSylvia, Terry G.	1967-69	Freshmen Head Coach • Assistant (1967) Defense (1968) Assistant (1969)
Detwiler, Chuck	1980-82	Defensive Backs
Dickey, William J.	1971	Offensive Line
Diedrick, Bill	1998-2001	Offensive Coordinator Quarterbacks
Dowhower, Rod	1977-78	Receivers
Drevno, Tim	2007-10	Tight Ends Offensive Line
Durkin, D.J.	2007-09	Defensive Ends Special Teams
Dutton, Bill	1979	Defensive Line
Elward, A. H. (Mal)	1946-56	Assistant
Everest, Andy	1958-62	Assistant
Fangio, Vic	2010	Defensive Coordinator
Fassel, Jim	1979-83	Running Backs (1979) Quarterbacks • Receivers (1980) Offensive Coordinator (1981-83)
Fehring, Dutch	1949-66	Assistant

Foerster, Chris	1988-91	Assistant • Offensive Line (1988-90) Special Teams (1991)
Frease, Don	1976	Assistant
Freeman, Tom	2005-06	Offensive Line Run Game Coordinator
Gagnon, Gary	1987-88	Tight Ends • Offensive Line (1987) Running Backs (1988)
Gambold, Bob	1963-71	Assistant (1963-67) Defense (1968-69) Defensive Coordinator • Linebackers (1971)
Ghilotti, Robert V.	1950-58	Assistant
Gilmete, Jack	1986-89	Linebackers (1986) Outside Linebackers (1987-89)
Godden, John	1979	Inside Linebackers
Green, Denny	1977-78, 1980	Running Backs (1977-78) Offensive Coordinator (1980)
Hackett, Nathaniel	2005	Specialists • Recruiting Coordinator
Hamilton, Bones	1940-41	Backfield
Hamilton, Pep	2010-12	Wide Receivers • Quarterbacks Offensive Coordinator Andrew Luck Director of Offense
Hammerschmidt, Jeff	2006	Outside Linebackers Special Teams
Hammett, Ray	1946-49	Assistant
Hampton, Russell E.	1966-67	Assistant
Handley, Ray	1972-73, 1979-83	Linebackers (1972-73, 1979-80) Outside Linebackers (1981) Associate Head Coach (1982-83)
Hansen, Peter	2014-present	Inside Linebackers
Harbaugh, Jack	1980-81	Defensive Coordinator
Hart, Randy	2010-present	Defensive Line
Harris, Bill	1995-98	Defensive Coordinator Secondary
Hayes, Tom	2005	Defensive Coordinator Secondary
Hecker, Norbert E.	1972-78	Defensive Coordinator • Defensive Line (1972-73) Defensive Coordinator • Linebackers (1974-76) Linebackers (1977-78)
Holmoe, Tom	1992-93	Secondary
Houck, Hudson	1972-75	Freshmen Head Coach • Assistant (1972) Offensive Line (1973-75)
Hunt, E. P. (Husky)	1940	Assistant
James, Dick	1980-82	Offensive Line (1980-82)
Jones, Robert A.	1963, 1972	Freshmen Head Coach • Assistant (1963) Offensive Coordinator • Offensive Line (1972)
Kelly, David	2002-03	Associate Head Coach Offensive Coordinator Wide Receivers
Kerr, Larry	1984-88	Inside Linebackers (1984-85) Linebackers (1986) Inside Linebackers (1987-88)
Kettela, Peter P.	1972-76	Receivers
Kmetovic, Peter G.	1950-62	Assistant
Kofler, Otto	1985-88	Tight Ends (1985) Offensive Line • Tight Ends (1986-87) Outside Linebackers (1988)
Kotulski, David	2012-13	Inside Linebackers
Krause, Harry G. (Moose)	1948	Assistant
Lavan, Al	1979	Running Backs
Lawson, Jim	1940-41	Ends
Lindskog, Vic	1942	Assistant
Lovat, Tom	1977-79	Offensive Line
Lubick, Sonny	1985-88	Outside Linebackers (1985) Secondary (1986-88)
Lynn, George M.	1951-57	Assistant
Lynn, Ron	2008-09	Co-Defensive Coordinator Assistant Head Coach

MacDuff, Larry 1980-83 Defensive Line (1980-81)
 Defensive Coordinator (1982)
 Defensive Line (1983)

Mannini, Dick 1984-89 Defensive Coordinator • Secondary (1984-85)
 Defensive Coordinator • Defensive Line (1986-88)
 Inside Linebackers (1989)

Margerum, Ken 2004 Wide Receivers

Mason, Derek 2010-2013 Defensive Backs
 Associate Head Coach
 Defensive Coordinator
 Willie Shaw Director of Defense

McCartney, Max 1969-71 Assistant (1969)
 Defensive Line (1970-71)

McCarty, Peter 2002-03 Defensive Ends

McDonald, George 2004 Tight Ends

McDonell, John 2001, 2005 Offensive Line • Centers and Guards (2001)
 Offensive Line • Tackles and Tight Ends (2005)

McKenna, Jack 1958 Assistant

McLaughlin, Leon 1959-65 Assistant

McMackin, Greg 1984 Outside Linebackers

Meister, Herman A. 1957-58 Assistant

Miles, Trent 2001 Wide Receivers

Moller, Chuck 1997-2000 Offensive Line

Mora, James E. 1967 Assistant

Morton, Steve 2002-04 Offensive Line

Moses, Wayne 2002-03, 2005 Running Backs

Mosley, Earle 1997-98 Running Backs

Moultrie, Bill 1968-73 Defensive Backs (1968)
 Frosh Head Coach • Assistant (1969-71)
 Special Teams (1972-73)

Morris, Patrick 1995-96 Offensive Line (Tackles and Tight Ends)

Nelson, Mike 1990-91 Defensive Line

Nelson, Nate 2006 Recruiting Coordinator • Specialists

Nolan, Mike 1983 Inside Linebackers

Ottmar, Dave 1980-83 Tight Ends (1980-81)
 Running Backs • Tight Ends (1982)
 Wide Receivers (1983)

Patterson, Darrell 2005-06 Inside Linebackers

Peasley, Edward 1966-70 Assistant (1966-67)
 Defensive Line (1968-69)
 Linebackers (1970)

Polian, Brian 2010-11 Special Teams Coordinator

Preston, Buzz 1999-2001, 2006 Running Backs

Pritchard, Tavita 2013-present Running Backs
 Quarterbacks • Wide Receivers

Quinn, Tom 2002-05 Tight Ends • Special Teams Coordinator
 Tight Ends • Special Teams Coordinator
 Recruiting Coordinator
 Outside Linebackers • Special Teams

Ring, Bill 1992 Running Backs

Rison, Mose 1995-2000 Wide Receivers

Roman, Greg 2009-10 Tight Ends
 Offensive Tackles
 Running Game Coordinator

Ruetz, Joseph H. 1951-56 Assistant

Rust, Rod 1963-66 Assistant

Samuel, Tony 1984-85 Defensive Line

Sams, Doug 2006 Offensive Line

Sanford, Mike 2011-13 Running Backs
 Quarterbacks
 Wide Receivers
 Recruiting Coordinator

Schuhmann, Scott 1989-92 Offensive Line

Schuler, Denny 1999-2001 Defensive Backs

Schwartz, Marchmont 1940-41 Backfield

Seifert, George E. 1972-74, 1977-79 Defensive Backs

Shafer, Scott 2007 Defensive Coordinator
 Assistant Head Coach

Shaw, Bryan 1983 Tight Ends

Shaw, David 2007-10 Offensive Coordinator
 Wide Receivers
 Running Backs

Shaw, Willie 1974-76, 1989-91 Special Teams (1974)
 Defensive Backs (1975-76)
 Secondary (1989)
 Defensive Coordinator • Secondary (1990-91)

Shea, Terry 1992-94 Assistant Head Coach
 Offensive Coordinator

Shipkey, Harry 1940-42 Frosh Head Coach • Assistant (1940-41)
 Line (1942)

Shurmur, Patrick 1998 Offensive Line

Single, Doug 1976-78 Offensive Line

Singler, Bill 1992-94 Special Teams (1992)
 Running Backs (1993-94)

Smith, Homer 1958-60 Frosh Head Coach • Assistant (1958-59)
 Assistant (1960)

Stamm, Ed 1946 Assistant

Stavely, Dan 1959-62 Assistant (1959)
 Frosh Head Coach • Assistant (1960-62)

Taggart, Willie 2007-09 Running Backs

Tarver, Jason 2011 Co-Defensive Coordinator
 Inside Linebackers

Taylor, Chuck 1948-49 Frosh Head Coach • Assistant

Taylor, Lance 2014-present Running Backs

Theeder, Roger 1968-71 Backs (1968-69)
 Receivers (1970)
 Quarterbacks • Running Backs (1971)

Thornhill, C.E. 1922-32 Line

Tipton, Dave 1989-2006 Outside Linebackers (1989-91)
 Defensive Line (1992-94, 2005-06)
 Defensive Interior Line
 Recruiting Coordinator (1995-2001)
 Defensive Tackles • Recruiting Coordinator (2002)
 Assistant Head Coach • Defensive Tackles (2003-04)

Tolleson, Mike 1989-91 Inside Linebackers

Treadwell, Don 1995-96 Running Backs

Troppman, Jim 1968 Frosh Head Coach/Assistant

Turner, Keena 1992-94 Outside Linebackers

Turner, Morgan 2013-present Tight Ends

Turner, Ron 1989-91 Offensive Coordinator
 Quarterbacks

Vermeil, Richard A. 1965-68 Frosh Head Coach • Assistant (1965)
 Assistant (1966-67)
 Backfield (1968)

vonAppen, Fred 1977-78, 1982, 1989, 1992-94 Defensive Line (1977-78, 1982)
 Defensive Coordinator • Defensive Line (1989)
 Defensive Coordinator • Inside Linebackers (1992-94)

Walsh, Bill 1963-65 Assistant

Walsh, Jimmy 1984-87 Running Backs

Waters, Bob 1968 Receivers

Waugh, Tucker 2005-06 Wide Receivers

White, Clayton 2007-09 Defensive Backs

White, Mike 1964-71 Assistant (1964-67)
 Offensive Line (1968-70)
 Offensive Coordinator • Offensive Line (1971)

Wilcox, Francis 1942 Frosh Head Coach • Assistant

Williams, Frank 1963 Assistant

Williams, Tom 2002-04 Co-Defensive Coordinator • Linebackers (2002-03)
 Inside Linebackers (2004)

Williams, Vaughn 1994 Defensive Backs

Willingham, Tyrone 1989-91 Running Backs

Wilson, Mike 1992-94 Wide Receivers
 Tight Ends

Yelovich, Tony 1984-85 Offensive Line

Zacharias, Phil 1995-2001 Defensive Ends
 Special Teams

• Complete information unavailable before 1940.



Trent Edwards

Steve Stenstrom

Todd Husak

John Elway

Andrew Luck

John Paye

TRADITION OF QUARTERBACK EXCELLENCE

Beginning with Frankie Albert, who earned All-America honors in 1940 and '41, and continuing with the likes of Bobby Garrett, John Brodie, Jim Plunkett, Mike Boryla, Guy Benjamin, John Elway, John Paye, Steve Stenstrom, Todd Husak, Trent Edwards and Andrew Luck, Stanford has enjoyed a long tradition of excellence at the quarterback position for eight decades.

Plunkett won the 1970 Heisman Trophy and finished his career with a school and NCAA record 7,887 yards in total offense. After engineering Stanford's 27-17 upset victory over Ohio State in the 1971 Rose Bowl, Plunkett was the No. 1 pick in the 1971 NFL Draft by the New England Patriots.

Luck presided over the three most prolific offenses in school history from 2009-11, leading the Cardinal to three straight bowl appearances and a top-10 ranking.

Four former Stanford quarterbacks – Garrett, Plunkett, Elway and Luck – were No. 1 picks in the NFL Draft while Brodie was a first round draft pick by the San Francisco 49ers in 1956.

Four Stanford quarterbacks – Plunkett (XV, XVIII), Elway (XXI, XXI, XXIV, XXXII, XXXIII), Turk Schonert (XVI, XXII) and Guy Benjamin (XVI) have combined to play in 10 Super Bowls, winning five rings and earning two Super Bowl MVP awards.

Stanford quarterbacks have also left an indelible mark in the evolution of the game. Albert was part of Clark Shaughnessy's T-formation scheme that revolutionized college football in the early 1940's. Under Albert's direction, Stanford was recognized as national champions by several polls following its undefeated season in 1940, which culminated with a 21-3 victory over Nebraska in the Rose Bowl.

Stanford Quarterbacks in the NFL

Name	Round	Team
Frankie Albert	1st	San Francisco 49ers (1946-52)
Guy Benjamin	2nd	Miami Dolphins (1978-79), New Orleans Saints (1980), San Francisco 49ers (1981-84)
Mike Boryla	4th	Philadelphia Eagles (1974-76), Tampa Bay Buccaneers (1978)
John Brodie	1st	San Francisco 49ers (1957-73)
Steve Dils	4th	Minnesota Vikings (1979-83), Los Angeles Rams (1984-87), Atlanta Falcons (1988), Los Angeles Rams (1989)
Trent Edwards	3rd	Buffalo Bills (2007)
John Elway	1st	Denver Broncos (1983-98)
Randy Fasani	5th	Carolina Panthers (2002)
Bob Garrett	1st	Green Bay Packers (1954)
Todd Husak	6th	Washington Redskins (2000), Denver Broncos (2001), New York Jets (2002-03), Cleveland Browns (2004)
Chad Hutchinson	--	Dallas Cowboys (2002-03), Chicago Bears (2004)
Chris Lewis	--	Arizona Cardinals (2004)
Dave Lewis	5th	Cincinnati Bengals (1970-73)
Andrew Luck	1st	Indianapolis Colts (2012-present)
Dick Norman	5th	Chicago Bears (1961)
John Paye	10th	San Francisco 49ers (1987-88)
Hampton Pool	7th	Chicago Bears (1940-43)
Jim Plunkett	1st	New England Patriots (1971-75), San Francisco 49ers (1976-77), Oakland Raiders (1978-81), Los Angeles Raiders (1982-86)
Turk Schonert	9th	Cincinnati Bengals (1980-85; 87-89), Atlanta Falcons (1986)
Steve Stenstrom	4th	Chicago Bears (1995-98), San Francisco 49ers (1999)

Frankie Albert

John Brodie

Stanford's Super Bowl Quarterbacks

Guy Benjamin, San Francisco 49ers (XVI)
John Elway, Denver Broncos (XXI, XXII, XXIV, XXXII, XXXIII)
Jim Plunkett, Oakland Raiders (XV, XVIII)
Turk Schonert, Cincinnati Bengals (XVI, XXII)

Super Bowl MVPs

John Elway (XXXIII)
Jim Plunkett (XV)

Bob Garrett

Guy Benjamin

Chad Hutchinson

Jim Plunkett

Steve Dils

Heisman Trophy Winner

Jim Plunkett (1970)

First Team All-Americans

Frankie Albert (1940, '41)
Guy Benjamin (1977)
Mike Boryla (1973)
John Brodie (1956)
John Elway (1980, '82)
Bob Garrett (1953)
Andrew Luck (2011)
Jim Plunkett (1970)

John Ralston

Pop Warner

Bill Walsh

Chuck Taylor

Jack Christiansen

Clark Shaughnessy

Tyrone
Willingham

Walter Camp

Jim Harbaugh

Former Stanford Coaches Who Have Become NFL Coaches

Phil Bengston • Brian Billick • Monte Clark • Jack Christiansen • Gunther Cunningham • Rob Dowhower • Jim Fassel • Denny Green • Ray Handley • Jim Harbaugh • Norb Hecker • Jim Mora • Mike Nolan • John Ralston • Rod Rust • George Siefert • Dick Vermeil • Bill Walsh • Mike White • Paul Wiggin • Bob Gambold

Stanford Assistant Coaches Who Have Become Division I Head Coaches

Steve Axman • Dave Baldwin • Bill Cubit • Jack Harbaugh • Tom Holmoe • Al Lavan • Sonny Lubick • Brian Polian • Tony Samuel • Mike Sanford • Terry Shea • Homer Smith • Willie Taggart • Roger Theder • Ron Turner • Fred vonAppen • Bob Waters • Tom Williams • Tyrone Willingham

STANFORD'S COACHING LEGACY

Stanford In The NFL

Stanford players who appeared on NFL rosters in 2014

Johnson Bademosi, DB • Cleveland
 Doug Baldwin, WR • Seattle
 David DeCastro, OG • Pittsburgh
 Jim Dray, TE • Cleveland
 Zach Ertz, TE • Philadelphia
 Coby Fleener, TE • Indianapolis
 Cameron Fleming, OL • New England
 Sione Fua, DT • Cleveland
 Tyler Gaffney, RB • Carolina, New England
 Ben Gardner, DE • Dallas
 Toby Gerhart, RB • Jacksonville
 Ryan Hewitt, HB • Cincinnati
 Delano Howell, S • Indianapolis
 Thomas Keiser, LB • Arizona
 Erik Lorig, FB • New Orleans
 Andrew Luck, QB • Indianapolis
 Jonathan Martin, OT • San Francisco
 Matt Masifilo, DT • Tampa Bay
 Josh Mauro, DE • Arizona
 Trent Murphy, LB • Washington
 Chris Owusu, WR • Tampa Bay, New York Jets
 Konrad Reuland, TE • New York Jets
 Ed Reynolds, S • Philadelphia
 Richard Sherman, DB • Seattle
 Shayne Skov, LB • San Francisco, Tampa Bay
 Alex Smith, TE • Cincinnati
 Jeremy Stewart, RB • Denver
 Will Svitek, OL • Tennessee
 Stepfan Taylor, RB • Arizona
 Chase Thomas, LB • San Francisco
 Michael Thomas, S • Miami
 Levine Toilolo, TE • Atlanta
 David Yankey, OL • Minnesota
 Griff Whalen, WR • Indianapolis



Doug Baldwin

Toby Gerhart

Richard Sherman

All-Time NFL Players

A
 Frankie Albert San Francisco 49ers • 1946-52
 Brian Allen Indianapolis Colts • 2002-04
 Jon Alston St. Louis Rams • 2006
 Oakland Raiders • 2007-09
 Oakland Raiders • 2007-08
 Gary Anderson Detroit Lions • 1977-78
 New Orleans Saints • 1978
 Washington Redskins • 1980
 Stan Anderson Cleveland Rams • 1940-41
 Detroit Lions • 1941
 Lester Archambeau Green Bay Packers • 1990-92
 Atlanta Falcons • 1993-99
 Denver Broncos • 2000
 Justin Armour Buffalo Bills • 1995-97
 San Francisco 49ers • 1997
 Denver Broncos • 1998
 Baltimore Ravens • 1999
 Corwin Artman New York Giants • 1931
 Pittsburgh Steelers • 1933
 Mike Askea Denver Broncos • 1973
 Franklyn Atkinson Pittsburgh Steelers • 1963
 Oshiomogho Atogwe St. Louis Rams • 2005-10

B
 Brad Badger Washington Redskins • 1997-99
 Minnesota Vikings • 2000-01
 Oakland Raiders • 2002-06
 Johnson Bademosi Cleveland Browns • 2012-current
 Doug Baldwin Seattle Seahawks • 2011-current
 Bruno Banducci Philadelphia Eagles • 1944-45
 San Francisco 49ers • 1946-54
 Gordon Banks New Orleans Saints • 1980-81
 Dallas Cowboys • 1985-87
 Benny Barnes Dallas Cowboys • 1972-83
 Greg Baty New England Patriots • 1986-87
 Los Angeles Rams • 1987
 Phoenix Cardinals • 1988-89
 Miami Dolphins • 1990-94
 Braden Beck Houston Oilers • 1971
 Guy Benjamin Miami Dolphins • 1978-79
 New Orleans Saints • 1980
 San Francisco 49ers • 1981-84
 Fred Boensch Washington Redskins • 1947-48
 George Bogue Chicago Cardinals • 1930
 Newark Tornadoes • 1930

Mike Boryla Philadelphia Eagles • 1974-76
 Tampa Bay Buccaneers • 1978
 Dennis Dragonier San Francisco 49ers • 1974
 Colin Branch Carolina Panthers • 2003-04 • 2006
 Tom Briehl Houston Oilers • 1985 • 1987
 John Brodie San Francisco 49ers • 1957-73
 Jeff Buckley Miami Dolphins • 1996-98
 San Francisco 49ers • 1999
 George Buehler Oakland Raiders • 1969-78
 Cleveland Browns • 1978-79
 Chris Burford Kansas City Chiefs • 1960-67
 Mark Butterfield Arizona Cardinals • 1996
 Chicago Bears • 1996

C
 Ernie Caddell Detroit Lions • 1934-38
 Tony Calvelli Detroit Lions • 1939-40
 San Francisco 49ers • 1947
 Greg Camarillo San Diego Chargers • 2006
 Miami Dolphins • 2007-09
 Minnesota Vikings • 2010-11
 Kerry Carter Seattle Seahawks • 2003-04

Gordy Ceresino..... San Francisco 49ers • 1979
 Kirk Chambers..... Cleveland Browns • 2004-06
 Buffalo Bills • 2007-09
 Cincinnati Bengals • 2010
 Atlanta Falcons • 2011
 Jack Chapple..... San Francisco 49ers • 1965
 Greg Clark San Francisco 49ers • 1997-2001
 Tony Cline..... Buffalo Bills • 1995-97
 Pittsburgh Steelers • 1999
 Greg Comella New York Giants • 1998-2001
 Tennessee Titans • 2002
 Houston Texans • 2003
 Tampa Bay Buccaneers • 2004
 Toi Cook.....New Orleans Saints • 1987-1993
 San Francisco 49ers • 1994-95
 Denver Broncos • 1996
 Carolina Panthers • 1997
 Mike Cordova..... Philadelphia Eagles • 1977
 Jim Cox San Francisco 49ers • 1948
 Ed Cummings New York Jets • 1964
 Denver Broncos • 1965

D
 Chris Dalman San Francisco 49ers • 1993-2000
 David DeCastro.....Pittsburgh Steelers 2012-current
 Steve Dils Minnesota Vikings • 1979-83
 Los Angeles Rams • 1984-87
 Atlanta Falcons • 1988
 Los Angeles Rams • 1989
 Seth Dittman Indianapolis Colts • 1995-96
 Pat Donovan.....Dallas Cowboys • 1975-83
 Mike Dotterer..... Los Angeles Raiders • 1983-84
 Chris Draft Chicago Bears • 1998
 San Francisco 49ers • 1999
 Atlanta Falcons • 2000-04
 Carolina Panthers • 2005-06
 St. Louis Rams • 2007-08
 Buffalo Bills • 2009
 Jim Dray..... Arizona Cardinals • 2010-current
 Chris Dressel..... Houston Oilers • 1983-86
 San Francisco 49ers • 1987
 Cleveland Browns • 1988
 Kansas City Chiefs • 1989
 New York Jets • 1989-91
 Damon Dunn Jacksonville Jaguars • 1998
 Cleveland Browns • 1999

E
 Trent Edwards Buffalo Bills • 2007-09
 Jacksonville Jaguars • 2010
 Philadelphia Eagles • 2012
 Panel Egboh Tennessee Titans • 2010-11
 Kwame Ellis New York Jets • 1996
 Minnesota Vikings • 1996
 John Elway Denver Broncos • 1983-98
 Zach Ertz..... Philadelphia Eagles • 2013-current
 Chuck Evans New Orleans Saints • 1980-81

F
 Randy Fasani Carolina Panthers • 2002
 Jason Fisk Minnesota Vikings • 1995-98
 Tennessee Titans • 1999-2001
 San Diego Chargers • 2002-04
 Cleveland Browns • 2005
 Coby Fleener Indianapolis Colts 2012-current
 Cameron Fleming... New England Patriots • 2014-current
 Phil Francis..... San Francisco 49ers • 1979-80

Sione Fua Carolina Panthers • 2011-2012
 Denver Broncos • 2013
 Cleveland Browns • 2014-current

G
 Tyler Gaffney.....New England Patriots • 2014-current
 Hugh Gallarneau Chicago Bears • 1941-42 • 1945-47
 Ben Gardner..... Dallas Cowboys • 2014-current
 David Garnett Minnesota Vikings • 1993-94
 Carolina Panthers • 1995
 Denver Broncos • 1995
 Minnesota Vikings • 1996
 Bob Garrett Green Bay Packers • 1954
 Ron George..... Atlanta Falcons • 1993-96
 Minnesota Vikings • 1997
 Kansas City Chiefs • 1998-99
 Toby Gerhart Minnesota Vikings • 2010-13
 Jacksonville Jaguars • 2014-current
 Rick Gervais San Francisco 49ers • 1981-83
 Amon Gordon Cleveland Browns • 2004-05
 Denver Broncos • 2006-07
 Baltimore Ravens • 2007
 Tennessee Titans • 2008
 Seattle Seahawks • 2010
 Kansas City Chiefs • 2011
 Darrien Gordon.....San Diego Chargers • 1993-96
 Denver Broncos • 1997-98
 Oakland Raiders • 1999-2000
 Atlanta Falcons • 2001
 Oakland Raiders • 2002
 Alan Grant..... Indianapolis Colts • 1990-91
 San Francisco 49ers • 1992-93
 Cincinnati Bengals • 1994
 John Guillory Cincinnati Bengals • 1969-70

H
 Bill Hachten New York Giants • 1947
 Carl Hansen New York Jets • 1998-99
 Kwame Harris San Francisco 49ers • 2003-07
 Oakland Raiders • 2008
 Mark Harris San Francisco 49ers • 1996-99
 Marv Harris Los Angeles Rams • 1964
 Walt Harris San Diego Chargers • 1987
 Brandon Harrison..... Houston Texans • 2008
 Emile Harry Kansas City Chiefs • 1986-93
 Jon Haskins San Diego Chargers • 1998-99
 Philadelphia Eagles • 1998
 Eric Heitmann..... San Francisco 49ers • 2002-10
 Thomas Henley San Francisco 49ers • 1987
 Ryan Hewitt Cincinnati Bengals • 2014-current
 Mike Hibler..... Cincinnati Bengals • 1968
 Don Hill Green Bay Packers • 1929
 Chicago Cardinals • 1929
 Tony Hill..... Dallas Cowboys • 1977-86
 Andre Hines Seattle Seahawks • 1980
 Delano Holwell Buffalo Bills • 2012
 Indianapolis Colts • 2012-current
 Brian Holloway New England Patriots • 1981-86
 Los Angeles Raiders • 1987-88
 Dick Horn Baltimore Colts • 1958
 Willie Howard Minnesota Vikings • 2001
 Steve Hoyem Buffalo Bills • 1994-95
 Harry Hugasian Chicago Bears • 1955
 Baltimore Colts • 1955

Todd Husak Washington Redskins • 2000
 Denver Broncos • 2001
 New York Jets • 2002-03
 Cleveland Browns • 2004
 Chad Hutchinson..... Dallas Cowboys • 2002-03
 Chicago Bears • 2004

J
 Julian Jenkins Tampa Bay Buccaneers • 2006
 Riall Johnson..... Cincinnati Bengals • 2001-03
 Denver Broncos • 2004
 Teyo Johnson Oakland Raiders • 2003-04
 Arizona Cardinals • 2005

K
 Ron Kadziel..... New England Patriots • 1972
 Thomas Keiser Carolina Panthers • 2011-2012
 San Diego Chargers • 2013
 Bill Kellar..... Kansas City Chiefs • 1978
 Gary Kerkorian Pittsburgh Steelers • 1952
 Baltimore Colts • 1954-56
 Gordon King..... New York Giants • 1978-85
 New York Jets • 1986-87
 Pete Kmetovic Philadelphia Eagles • 1946
 Detroit Lions • 1947
 Matt Kopa Miami Dolphins • 2010-11

L
 Scott Laidlaw Dallas Cowboys • 1975-79
 New York Giants • 1980
 Kevin Lamar..... Buffalo Bills • 1987
 Pete Lazetich San Diego Chargers • 1972-74
 Philadelphia Eagles • 1976-77
 Dick Leeuwenburg Chicago Bears • 1965
 Tony Leiker Green Bay Packers • 1987
 Chris Lewis Arizona Cardinals • 2004
 Dave Lewis Cincinnati Bengals • 1970-73
 Matt Leonard Jacksonville Jaguars • 2003-04
 Vic Lindsog..... Philadelphia Eagles • 1944-51
 James Lofton Green Bay Packers • 1978-86
 Los Angeles Raiders • 1987-88
 Buffalo Bills • 1989-92
 Philadelphia Eagles • 1993
 Erik Lorig..... Tampa Bay Buccaneers • 2010-13
 New Orleans Saints • 2014-current
 Andrew Luck Indianapolis Colts • 2012-current
 John Lynch Tampa Bay Buccaneers • 1993-2003
 Denver Broncos • 2004-07

M
 John Macaulay San Francisco 49ers • 1984
 Brian Manning Miami Dolphins • 1997
 Green Bay Packers • 1998
 Don Manoukian Oakland Raiders • 1960
 Owen Marecic Cleveland Browns • 2011
 Ken Margerum Chicago Bears • 1981-86
 San Francisco 49ers • 1986-87
 Jonathan Martin..... Miami Dolphins • 2012-13
 San Francisco 49ers • 2014
 Carolina Panthers • 2015-current
 Matthew Masifilo .. Tampa Bay Buccaneers • 2012-current
 Tim Mattran St. Louis Rams • 2009
 Josh Mauro Arizona Cardinals • 2014-current

Ed McCaffrey..... New York Giants • 1991-93
 San Francisco 49ers • 1994
 Denver Broncos • 1995-2003
 Bill McColl Chicago Bears • 1952-59
 Milt McColl San Francisco 49ers • 1981-87
 Los Angeles Raiders • 1988
 Jim Merlo New Orleans Saints • 1973-79
 Bob Meyers San Francisco 49ers • 1952
 Fred Meyers Philadelphia Eagles • 1942 • '45
 Mike Michel Miami Dolphins • 1977
 Philadelphia Eagles • 1978
 Glyn Milburn Denver Broncos • 1993-95
 Detroit Lions • 1996-97
 Chicago Bears • 1998-2001
 San Diego Chargers • 2001
 Bob Moore Oakland Raiders • 1971-75
 Tampa Bay Buccaneers • 1976-77
 Denver Broncos • 1978
 Casey Moore Carolina Panthers • 2003-04
 Evan Moore Green Bay Packers • 2009
 Cleveland Browns • 2009-11
 Seattle Seahawks • 2012
 Matt Moran Kansas City Chiefs • 1986
 Sam Morley Washington Redskins • 1954
 Monk Moscrip Detroit Lions • 1938-39
 Eric Mullins Houston Oilers • 1984
 Trent Murphy Washington Redskins • 2014-current
 Brad Muster Chicago Bears • 1988-92
 New Orleans Saints • 1993-94

N

Darrin Nelson..... Minnesota Vikings • 1982-89 • 91-92
 Dallas Cowboys • 1989
 San Diego Chargers • 1989-90
 Ernie Nevers..... Chicago Cardinals • 1929-31
 Bob Nichols..... Pittsburgh Steelers • 1965
 Los Angeles Rams • 1966-67
 Mike Noble..... Los Angeles Raiders • 1987
 Hank Norberg San Francisco 49ers • 1946-47
 Chicago Bears • 1948
 Al Norgard..... Green Bay Packers • 1934
 Dick Norman..... Chicago Bears • 1961
 Blaine Nye..... Dallas Cowboys • 1968-76

O

Bob O'Connor Green Bay Packers • 1935
 Michael Okwo Chicago Bears • 2007-08
 John Olenchak Kansas City Chiefs • 1981-82
 Chris Owusu..... Tampa Bay Buccaneers • 2012-14
 New York Jets • 2014-current
 Babatunde Oshinowo Cleveland Browns • 2006
 Chicago Bears • 2007

P

Don Parish St. Louis Cardinals • 1970-71
 Los Angeles Rams • 1971
 Denver Broncos • 1972
 Nathan Parks..... Kansas City Chiefs • 1997
 Oakland Raiders • 1999-2000
 John Paye San Francisco 49ers • 1987-88
 Gary Pettigrew..... Philadelphia Eagles • 1966-73
 New York Giants • 1974
 Brett Pierce..... Dallas Cowboys • 2004-05

Jim Plunkett New England Patriots • 1971-75
 San Francisco 49ers • 1976-77
 Oakland Raiders • 1978-81
 Los Angeles Raiders • 1982-86
 Randy Pottl Minnesota Vikings • 1974
 Denver Broncos • 1975-77
 Hampton Pool Chicago Bears • 1940-43
 Miami Seahawks • 1946
 Jim Price Los Angeles Rams • 1990-92
 Dallas Cowboys • 1993-94

R

Bill Reid San Francisco 49ers • 1975
 Terry Rennaker..... Seattle Seahawks • 1980
 Konrad Reuland San Francisco 49ers • 2011
 New York Jets • 2012-13
 Bob Reynolds Detroit Lions • 1937-38
 Ed Reynolds..... Philadelphia Eagles • 2014-current
 Jon Ritchie Oakland Raiders • 1998-2002
 Philadelphia Eagles • 2003-04
 Doug Rogers Atlanta Falcons • 1982-83
 New England Patriots • 1983-84
 T.J. Rushing Indianapolis Colts • 2006-09

S

Greg Sampson Houston Oilers • 1972-78
 Reggie Sanderson Chicago Bears • 1973
 Turk Schonert..... Cincinnati Bengals • 1980-85 • 1987-89
 Atlanta Falcons • 1986
 Kevin B. Scott San Diego Chargers • 1988
 Dallas Cowboys • 1989
 Kevin T. Scott..... Detroit Lions • 1991-95
 Richard Sherman Seattle Seahawks • 2011-current
 Jeff Siemon..... Minnesota Vikings • 1972-82
 Mike Simone Denver Broncos • 1972-74
 Shayne Skov San Francisco 49ers • 2014-current
 Alex Smith..... Tampa Bay Buccaneers • 2005-08
 Philadelphia Eagles • 2009
 Cleveland Browns • 2010-12
 Cincinnati Bengals • 2013-current
 Jack Smith Philadelphia Eagles • 1942
 Washington Redskins • 1943
 Malcolm Snider Atlanta Falcons • 1969-71
 Green Bay Packers • 1972-74
 Donnie Spragan New Orleans Saints • 1999-2001
 Denver Broncos • 2002-04
 Miami Dolphins • 2005-06
 Norm Standlee Chicago Bears • 1941
 San Francisco 49ers • 1946-52
 Steve Stenstrom..... Chicago Bears • 1995-98
 San Francisco 49ers • 1999
 Jeremy Stewart Oakland Raiders • 2012-13
 Russell Stewart Seattle Seahawks • 2001-02
 Roger Stillwell Chicago Bears • 1975-77
 Will Svitek Kansas City Chiefs • 2005-07
 Atlanta Falcons • 2009-11
 New England Patriots • 2013
 Tennessee Titans • 2014-current
 Pete Swanson..... Kansas City Chiefs • 1997-98
 San Francisco 49ers • 1999
 St. Louis Rams • 2000

T

Chuck Taylor..... Miami Seahawks • 1946
 Stepfan Taylor..... Arizona Cardinals • 2013-current
 Chase Thomas San Francisco 49ers • 2014

Michael Thomas Miami Dolphins • 2013-current
 Steve Thurlow New York Giants • 1964-66
 Washington Redskins • 1966-68
 Dave Tipton New York Giants • 1971-73
 San Diego Chargers • 1974-75
 Seattle Seahawks • 1976
 Levine Toilolo Atlanta Falcons • 2013-current
 Leigh Torrence Atlanta Falcons • 2005
 Washington Redskins • 2006-07
 New Orleans Saints • 2008-11
 Lou Tsoutsouvas Pittsburgh Steelers • 1938
 Andre Tyler Tampa Bay Buccaneers • 1982-83

V

Tommy Vardell Cleveland Browns • 1992-95
 San Francisco 49ers • 1996
 Detroit Lions • 1997-98
 San Francisco 49ers • 1999
 Randy Vataha New England Patriots • 1971-76
 Green Bay Packers • 1977
 Garin Veris..... New England Patriots • 1985-92
 San Francisco 49ers • 1993
 Milt Vucinich Chicago Bears • 194

W

Chris Walsh Buffalo Bills • 1992-93
 Minnesota Vikings • 1994-2002
 Troy Walters..... Minnesota Vikings • 2000-01
 Indianapolis Colts • 2002-05
 Arizona Cardinals • 2006
 Detroit Lions • 2007
 Gene Washington San Francisco 49ers • 1969-77
 Detroit Lions • 1978-79
 Ryan Wetnight Chicago Bears • 1993-99
 Green Bay Packers • 2000
 Griff Whalen Indianapolis Colts • 2012-current
 Ryan Whalen..... Cincinnati Bengals • 2011-13
 Bob White San Francisco 49ers • 1951-52
 Cleveland Browns • 1955
 Baltimore Colts • 1955
 Bob Whitfield Atlanta Falcons • 1992-2003
 Jacksonville Jaguars • 2004
 New York Giants • 2005-06
 Paul Wiggin..... Cleveland Browns • 1957-67
 John Wilbur Dallas Cowboys • 1966-69
 Los Angeles Rams • 1970
 Washington Redskins • 1971-73
 Tank Williams Tennessee Titans • 2002-05
 Minnesota Vikings • 2006-07
 Vaughn Williams..... Indianapolis Colts • 1984
 San Francisco 49ers • 1986
 Stanley Wilson Detroit Lions • 2005-07
 Gary Wimmer..... Seattle Seahawks • 1983
 Coy Wire..... Buffalo Bills • 2002-07
 Atlanta Falcons • 2008-10
 Kailee Wong..... Minnesota Vikings • 1998-2001
 Houston Texans • 2002-06
 Dave Wyman..... Seattle Seahawks • 1987-92
 Denver Broncos • 1993-96

Y

David Yankey..... Minnesota Vikings • 2014-current

Stanford in the Super Bowl

Super Bowl By The Numbers

- 68** Super Bowl appearances by Stanford players
- 37** Number of Stanford players who played in the Super Bowl
- 20** Former Stanford coaches have coached in the Super Bowl (four head coaches)
- 15** Stanford players have appeared in at least two Super Bowls
- 5** John Elway played in five Super Bowls
- 4** Stanford quarterbacks on Super Bowl rosters
- 2** Super Bowl MVPs



Super Bowl MVP John Elway led Denver to five Super Bowls, including back-to-back titles.

Jim Plunkett was named Super Bowl MVP after leading the Raiders to the Super Bowl XVIII title.

Buccaneer John Lynch celebrates at Super Bowl XXXVII.

T.J. Rushing played in Super Bowl XLI for the Colts.

Players in the Super Bowl

Name • Position	Team	Super Bowl
Lester Archambeau • DE	Atlanta Falcons	XXXIII
Brad Badger • OT	Oakland Raiders	XXXVII
Doug Baldwin • WR	Seattle Seahawks	XLVIII • XLIX
Benny Barnes • CB	Dallas Cowboys	X • XII • XIII
Guy Benjamin • QB	San Francisco 49ers	XVI
George Buehler • G	Oakland Raiders	XI
Chris Burford • TE	Kansas City Chiefs	I
Greg Comella • FB	New York Giants	XXXV
Toi Cook • CB	San Francisco 49ers	XXIX
Chris Dalman • C/G	San Francisco 49ers	XXIX
Pat Donovan • DT	Dallas Cowboys	X • XII • XIII
John Elway • QB	Denver Broncos	XXI • XXII • XXIV • XXXII • XXXIII
Jason Fisk • OT	Tennessee Titans	XXXIV
Cameron Fleming • OT	New England Patriots	XLIX
Tyler Gaffney • RB	New England Patriots	XLIX
Darrien Gordon • CB	San Diego Chargers	XXIX
	Denver Broncos	XXXII • XXXIII
	Oakland Raiders	XXXVII
	Dallas Cowboys	XII • XIII
Tony Hill • WR	New England Patriots	XX
Brian Holloway • OT	Dallas Cowboys	XII • XIII
Scott Laidlaw • RB	Dallas Cowboys	XXV • XXVI • XXVII
James Lofton • WR	Buffalo Bills	XXXVII
John Lynch • S	Tampa Bay Buccaneers	XX
Ken Margerum • WR	Chicago Bears	XXIX
Ed McCaffrey • WR	San Francisco 49ers	XXIX
	Denver Broncos	XXXII • XXXIII
	San Francisco 49ers	XVI • XIX
	Dallas Cowboys	V • VI • X
	Oakland Raiders	XV
	Los Angeles Raiders	XVIII
	Minnesota Vikings	IX
	Denver Broncos	XII
	Oakland Raiders	XXXVII
	Philadelphia Eagles	XXXIX
	Indianapolis Colts	XLI • XLIV
	Cincinnati Bengals	XVI • XXIII
	Seattle Seahawks	XLVIII • XLIX
	Minnesota Vikings	VIII • IX • XI
	New Orleans Saints	XLIV
	New England Patriots	XX
	Buffalo Bills	XXVIII
	Atlanta Falcons	XXXIII
	Washington Redskins	VII
Milt McColl • LB	San Francisco 49ers	
Blaine Nye • OG	Dallas Cowboys	
Jim Plunkett • QB	Oakland Raiders	
	Los Angeles Raiders	
	Minnesota Vikings	
	Denver Broncos	
	Oakland Raiders	
	Philadelphia Eagles	
	Indianapolis Colts	
	Cincinnati Bengals	
	Seattle Seahawks	
	Minnesota Vikings	
	New Orleans Saints	
	New England Patriots	
	Buffalo Bills	
	Atlanta Falcons	
	Washington Redskins	
Randy Pohl • S	Minnesota Vikings	
	Denver Broncos	
	Oakland Raiders	
	Philadelphia Eagles	
	Indianapolis Colts	
	Cincinnati Bengals	
	Seattle Seahawks	
	Minnesota Vikings	
	New Orleans Saints	
	New England Patriots	
	Buffalo Bills	
	Atlanta Falcons	
	Washington Redskins	
Jon Ritchie • FB	Oakland Raiders	
	Philadelphia Eagles	
	Indianapolis Colts	
	Cincinnati Bengals	
	Seattle Seahawks	
	Minnesota Vikings	
	New Orleans Saints	
	New England Patriots	
	Buffalo Bills	
	Atlanta Falcons	
	Washington Redskins	
T.J. Rushing • DB	Indianapolis Colts	
Turk Schonert • QB	Cincinnati Bengals	
Richard Sherman • CB	Seattle Seahawks	
Jeff Siemon • LB	Minnesota Vikings	
Ligh Torrence • DB	New Orleans Saints	
Garin Veris • DE	New England Patriots	
Chris Walsh • WR	Buffalo Bills	
Bob Whitfield • OT	Atlanta Falcons	
John Wilbur • OG	Washington Redskins	

Coaches in the Super Bowl

Name	Team	Super Bowl
Phil Bengtson	Green Bay Packers	I • II
Brian Billick	Baltimore Ravens	XXXV*
Monte Clark	Miami Dolphins	VI • VII • VIII
Rod Dowhower	Washington Redskins	XXVI
Tim Drevno	San Francisco 49ers	XLVII
Vic Fangio	San Francisco 49ers	XLVII
Jim Fassel	New York Giants	XXXV
Bob Gambold	Denver Broncos	XII
Dennis Green	San Francisco 49ers	XXIII
Jim Harbaugh	San Francisco 49ers	XLVII*
Norbert Hecker	San Francisco 49ers	XVI • XIX
Tom Holmoe	San Francisco 49ers	XXIX
Greg Roman	San Francisco 49ers	XLVII
Rod Rust	New England Patriots	XX
George Seifert	San Francisco 49ers	XVI • XIX • XXIII • XXIV* • XXIX*
Willie Shaw	San Diego Chargers	XXIX
Dick Vermeil	Philadelphia Eagles	XV*
	St. Louis Rams	XXXIV*
Fred VonAppen	San Francisco 49ers	XIX • XXIII
Bill Walsh	San Francisco 49ers	XVI* • XIX* • XXIII*
Mike White	St. Louis Rams	XXXIV

* head coach

Year-By-Year NFL Draft Picks

2015

Player	Team	Round
Andrus Peat • OT	New Orleans Saints	1st
Jordan Richards • SS	New England Patriots	2nd
Alex Carter • CB	Detroit Lions	3rd
Henry Anderson • DE	Indianapolis Colts	3rd
Ty Montgomery • WR	Green Bay Packers	3rd
David Parry • DT	Indianapolis Colts	5th

2014

Trent Murphy • OLB	Washington Redskins	2nd
Cameron Fleming • OT	New England Patriots	4th
David Yankey • OG	Minnesota Vikings	5th
Ed Reynolds • FS	Philadelphia Eagles	5th
Tyler Gaffney • RB	Carolina Panthers	6th
Ben Gardner • DE	Dallas Cowboys	7th

2013

Zach Ertz • TE	Philadelphia Eagles	2nd
Levine Toilolo • TE	Atlanta Falcons	4th
Stepfan Taylor • RB	Arizona Cardinals	5th

2012

Andrew Luck • QB	Indianapolis Colts	1st
David DeCastro • OG	Pittsburgh Steelers	1st
Coby Fleener • TE	Indianapolis Colts	2nd
Jonathan Martin • OT	Miami Dolphins	2nd

2011

Sione Fua • DT	Carolina Panthers	3rd
Owen Marecic • FB	Cleveland Browns	4th
Richard Sherman • DB	Seattle Seahawks	5th
Ryan Whalen • WR	Cincinnati Bengals	6th

2010

Toby Gerhart • RB	Minnesota Vikings	2nd
Jim Dray • TE	Arizona Cardinals	7th
Erik Lorig • DE	Tampa Bay Buccaneers	7th

2007

Trent Edwards • QB	Buffalo Bills	3rd
Michael Okwo • LB	Chicago Bears	3rd
Brandon Harrison • S	Houston Texans	5th

2006

Jon Alston • OLB	St. Louis Rams	3rd
Julian Jenkins • DE	Tampa Bay Buccaneers	5th
Babatunde Oshinowo • NT	Cleveland Browns	6th
T.J. Rushing • CB	Indianapolis Colts	7th

2005

Oshiomogho Atogwe • FS	St. Louis Rams	3rd
Alex Smith • TE	Tampa Bay Buccaneers	3rd
Stanley Wilson • CB	Detroit Lions	3rd
Jared Newberry • OLB	Washington Redskins	6th
Will Svitek • DE	Kansas City Chiefs	6th
David Bergeron • ILB	Philadelphia Eagles	6th

2004

Amon Gordon • DT	Cleveland Browns	5th
Kirk Chambers • OT	Cleveland Browns	6th
Drew Caylor • C	Pittsburgh Steelers	6th

2003

Kwame Harris • OT	San Francisco 49ers	1st
Teyo Johnson • WR	Oakland Raiders	2nd
Colin Branch • S	Carolina Panthers	4th
Casey Moore • FB	Carolina Panthers	7th

2002

Tank Williams • S	Tennessee Titans	2nd
Coy Wire • S	Buffalo Bills	3rd
Randy Fasani • QB	Carolina Panthers	5th
Brian Allen • RB	Indianapolis Colts	6th
Eric Heitmann • OG	San Francisco 49ers	7th
Zack Quaccia • C	Tampa Bay Buccaneers	7th

2001


Willie Howard • DT	Minnesota Vikings	2nd
Riall Johnson • OLB	Cincinnati Bengals	6th

2000

Troy Walters • FL	Minnesota Vikings	5th
Todd Husak • QB	Washington Redskins	6th

1998

Kailee Wong • DE	Minnesota Vikings	2nd
Jon Ritchie • FB	Oakland Raiders	3rd
Chris Draft • ILB	Chicago Bears	6th
Carl Hansen • DT	Seattle Seahawks	6th
Jon Haskins • ILB	San Diego Chargers	7th



John Elway, a runner-up selection for the Heisman Trophy in 1982, was the first pick of the 1983 NFL Draft by the Baltimore Colts. He was then traded to Denver, where he led the Broncos to three Super Bowl titles. He was inducted into the Pro Football Hall of Fame in 2004.

First-Round Selections

Name • Position	Year	Pick	Team
Pete Kmetovic • RB	1942	3rd	Eagles
Frankie Albert • QB	1942	10th	Bears
Bobby Garrett • QB	1954	1st •	Browns
John Brodie • QB	1957	2nd	49ers
Gene Washington • WR	1969	16th	49ers
Jim Plunkett • QB	1971	1st •	Patriots
Greg Sampson • DT	1972	6th	Oilers
Jeff Siemon • LB	1972	10th	Vikings
James Lofton • WR	1978	6th	Packers
Gordon King • OT	1978	10th	Giants
Brian Holloway • OT	1981	19th	Patriots
Darrin Nelson • RB	1982	7th	Vikings
John Elway • QB	1983	1st •	Colts
Brad Muster • FB	1988	23rd	Bears
Bob Whitfield • OT	1992	8th	Falcons
Tommy Vardell • FB	1992	9th	Browns
Darrien Gordon • CB	1993	22nd	Chargers
Kwame Harris • OT	2003	26th	49ers
Andrew Luck • QB	2012	1st •	Colts
David DeCastro • OG	2012	24th	Steelers
Andrus Peat • OT	2015	13th	Saints

• First overall pick

1997

Greg Clark • TE San Francisco 49ers 3rd
 Brad Badger • OG Washington Redskins 5th
 Brian Manning • FL Miami Dolphins 6th
 Nathan Parks • OT Kansas City Chiefs 7th

1996

Jeff Buckley • OT Miami Dolphins 7th

1995

Justin Armour • WR Buffalo Bills 4th
 Tony Cline • TE Buffalo Bills 4th
 Steve Stenstrom • QB Kansas City Chiefs 4th
 Jason Fisk • NT Minnesota Vikings 7th

1994

Vaughn Bryant • CB Detroit Lions 4th

1993

Darrien Gordon • CB San Diego Chargers 1st
 Glyn Milburn • RB Denver Broncos 2nd
 John Lynch • DB Tampa Bay Buccaneers 3rd
 Ron George • OLB Atlanta Falcons 5th
 Chris Dalman • C San Francisco 49ers 6th

1992

Bob Whitfield • OT Atlanta Falcons 1st
 Tommy Vardell • FB Cleveland Browns 1st
 Chris Walsh • WR Buffalo Bills 9th
 Turner Baur • TE New England Patriots .. 10th

1991

Ed McCaffrey • WR New York Giants 3rd
 Kevin T. Scott • CB Detroit Lions 4th

1990

Alan Grant • CB/PR Indianapolis Colts 4th
 Rob Hincley • LB New York Giants 4th
 Lester Archaibeau • DT Green Bay Packers 7th

1989

Andy Sinclair • OL San Francisco 49ers 10th

1988

Brad Muster • RB Chicago Bears 1st
 Jeff James • WR Detroit Lions 7th

1987

Dave Wyman • LB Seattle Seahawks 2nd
 Thomas Henley • WR New Orleans Saints 6th
 Tony Leiker • DT Green Bay Packers 7th
 Toi Cook • CB New Orleans Saints 8th
 John Paye • QB San Francisco 49ers 10th

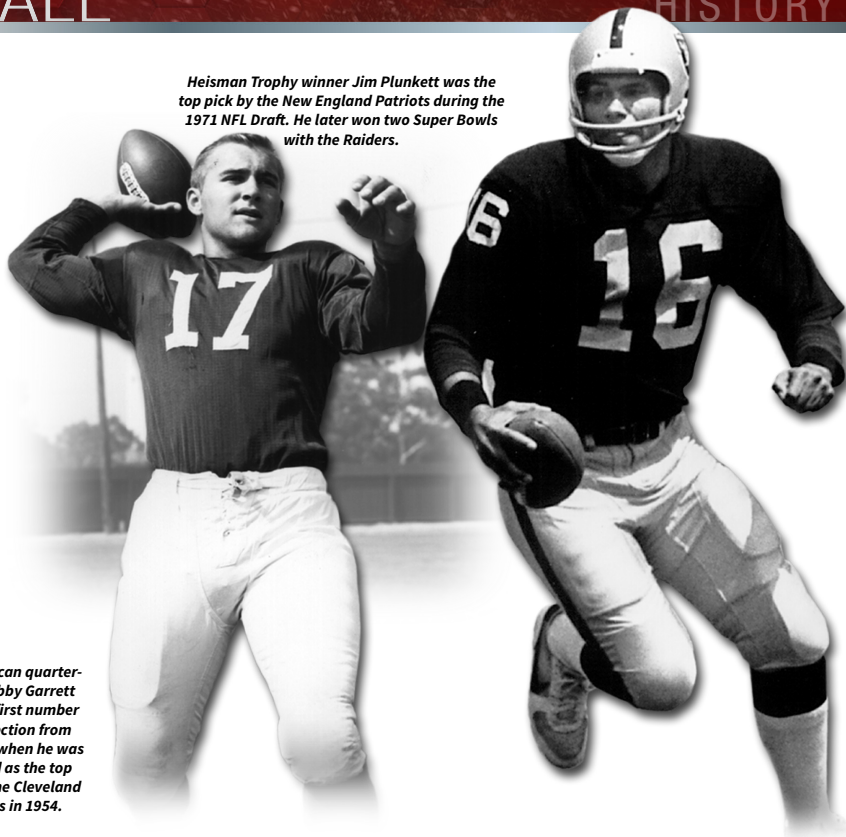
1986

Greg Baty • TE New England Patriots 8th

1985

Garin Veris • DE New England Patriots ... 2nd
 Tom Briehl • LB Houston Oilers 4th
 Emile Harry • WR Atlanta Falcons 4th
 Jeff Deaton • OL New York Jets 6th
 Matt Moran • OL Dallas Cowboys 6th
 Brent Martin • C Atlanta Falcons 10th

Heisman Trophy winner Jim Plunkett was the top pick by the New England Patriots during the 1971 NFL Draft. He later won two Super Bowls with the Raiders.



All-American quarterback Bobby Garrett was the first number one selection from Stanford when he was selected as the top pick by the Cleveland Browns in 1954.

1984

Eric Mullins • WR Houston Oilers 6th

1983

John Elway • QB Baltimore Colts 1st
 Chris Dressel • TE Houston Oilers 3rd
 Vincent White • RB New York Jets 6th
 Mike Dotterer • RB Los Angeles Raiders 8th
 Chris Rose • OT Baltimore Colts 9th

1982

Darrin Nelson • HB Minnesota Vikings 1st
 Doug Rogers • DT Atlanta Falcons 2nd
 Andre Tyler • SE Tampa Bay Buccaneers 6th
 John Macaulay • C Green Bay Packers 11th

1981

Brian Holloway • OT New England Patriots 1st
 Ken Margerum • WR Chicago Bears 3rd
 Ken Naber • K New England Patriots 8th

1980

Andre Hines • OT Seattle Seahawks 2nd
 Chuck Evans • DT New Orleans Saints 8th
 Turk Schonert • QB Chicago Bears 9th

1979

Steve Dils • QB Minnesota Vikings 4th
 Phil Francis • FB San Francisco 49ers 7th

1978

James Lofton • WR Green Bay Packers 1st
 Gordon King • OT New York Giants 1st
 Guy Benjamin • QB Miami Dolphins 2nd
 Bill Kellar • WR Kansas City Chiefs 7th

1977

Tony Hill • WR Dallas Cowboys 3rd
 Duncan McColl • DE Washington Redskins 4th
 Mike Michel • K Miami Dolphins 5th
 Gary Anderson • OT Detroit Lions 10th
 Mike Cordova • QB Philadelphia Eagles 11th

1976

Geb Church • LB Los Angeles Rams 9th
 Todd Anderson • OL New England Patriots .. 17th

1975

Pat Donovan • DE Dallas Cowboys 4th
 Roger Stillwell • DE Chicago Bears 9th
 Gordy Riegel • LB Los Angeles Rams 10th
 Keith Rowen • OT Philadelphia Eagles 11th
 John Snider • LB Kansas City Chiefs 13th
 Scott Laidlaw • FB Dallas Cowboys 14th

1974

Mike Boryla • QB Cincinnati Bengals 4th
 James Ferguson • DB Minnesota Vikings 5th
 John Winesberry • RB Denver Broncos 6th
 Rod Garcia • PK Oakland Raiders 7th
 Randy Poltl • SS Minnesota Vikings 12th
 Dave Ottmar • QB/P Los Angeles Rams 16th

1973

Jim Merlo • LB New Orleans Saints 4th
 Mike Askea • OT Denver Broncos 7th
 Roger Cowan • DE Pittsburgh Steelers 14th

1972

Greg Sampson • DT Houston Oilers 1st
 Jeff Siemon • LB Minnesota Vikings 1st
 Pete Lazetich • DG San Diego Chargers 2nd
 Jackie Brown • RB Oakland Raiders 8th
 Don Bunce • QB Washington Redskins .. 12th
 Larry Butler • DG Atlanta Falcons 16th

1971

Jim Plunkett • QB New England Patriots 1st
 Dave Tipton • DT New York Giants 4th
 Bob Moore • TE Oakland Raiders 5th
 Ron Kadziel • OLB Dallas Cowboys 5th
 Randy Vataha • FL Los Angeles Rams 17th

1970

Don Parish • LB St. Louis Cardinals 4th
 Bob Reinhard • OG Green Bay Packers 9th
 Bubba Brown • HB Pittsburgh Steelers 10th
 Dave Sharp • OT Houston Oilers 15th

1969

Gene Washington • WR San Francisco 49ers 1st
 George Buehler • TE Oakland Raiders 2nd
 Malcolm Snider • T Atlanta Falcons 3rd
 Bill Nicholson • T Chicago Bears 6th
 Bill Shoemaker • HB/PK Cincinnati Bengals 15th

1968

Blaine Nye • E Dallas Cowboys 5th

1967

Dave Lewis • QB New York Giants 5th
 Mike Hibler • T Oakland Raiders 5th
 Tim Sheehan • C Houston Oilers 10th

1966 (NFL)

Gary Pettigrew • E Philadelphia Eagles 2nd

1966 (AFL)

Gary Pettigrew • E San Diego Chargers 6th
 Craig Ritchey • HB Oakland Raiders 16th

1966 (AFL Redshirt)

John Mason • E Denver Broncos 7th
 Bill Ogle • T Kansas City Chiefs 7th

1965 (NFL)

Jack Chapple • G San Francisco 49ers 3rd
 Bob Howard • E Pittsburgh Steelers 17th

1965 (AFL)

Jack Chapple • G Kansas City Chiefs 2nd
 Bob Howard • E Kansas City Chiefs 10th
 Braden Beck • E San Diego Chargers 19th

1965 (AFL Redshirt)

John Wilbur • G Kansas City Chiefs 6th

1964 (NFL)

Steve Thurlow • H/QB New York Giants 2nd
 Bob Nichols • T Pittsburgh Steelers 9th
 Dick Leeuwenburg • T Chicago Bears 11th
 Marvin Harris • C Los Angeles Rams 13th

1964 (AFL)

Dick Leeuwenburg • T Houston Oilers 17th
 Bob Nichols • T Houston Oilers 18th

1963 (NFL)

Carlton Simons • C Green Bay Packers 4th
 Frank Atkinson • T Pittsburgh Steelers 8th
 Al Hildebrand • T Los Angeles Rams 13th

1963 (AFL)

Carlton Simons • C Denver Broncos 24th
 Al Hildebrand • T Houston Oilers 27th

1961 (AFL)

Dick Norman • QB Oakland Raiders 5th
 Dean Hinshaw • T Oakland Raiders 26th
 Bill Face • F Oakland Raiders 30th

1960 (NFL)

Dick Norman • QB Chicago Bears 5th
 Chris Burford • E Cleveland Browns 9th
 Dean Hinshaw • T San Francisco 49ers 13th

1959

Chris Plain • T Chicago Bears 19th

1957

John Brodie • QB San Francisco 49ers 1st
 Paul Camera • HB Cleveland Browns 4th

1956

Paul Wiggin • T Cleveland Browns 6th
 Jerry Gustafson • QB San Francisco 49ers 27th

1955

Don Sanders • QB San Francisco 49ers 28th

1954

Bobby Garrett • QB Cleveland Browns 1st
 John Steinberg • E New York Giants 10th
 Sam Morley • E Washington Redskins .. 20th
 Marv Tennefoss • E Green Bay Packers 24th

1953

Bob Mathias • F Washington Redskins .. 30th

1952

Bill McColl • E Chicago Bears 3rd
 Bob Meyers • F San Francisco 49ers 16th
 Dick Horn • QB Dallas Texans 17th
 Harry Hugasian • HB Dallas Texans 22nd

1951

Bruce Van Alstyne • E San Francisco 49ers 9th

1950

Robert Andrews • QB Chicago Bears 18th
 Bill De Young • F New York Bulldogs 24th

1948 (NFL)

George Quist • HB Detroit Lions 2nd
 Robert Andrews • QB Washington Redskins 7th

1947 (AAFC)

Lloyd Merriman • F Los Angeles Dons 3rd

1947 (NFL)

Lloyd Merriman • F Chicago Bears 3rd
 Bill Hachten • G New York Giants 11th
 Charley Wakefield • T Philadelphia Eagles 26th
 Lynn Brownson • QB Washington Redskins .. 27th

1946

Al Hoisch • HB Chicago Bears 23rd

1945

Bill Shipkey • F Washington Redskins .. 18th
 Jim McCuray Washington Redskins .. 22nd
 Bob Hall • E Philadelphia Eagles 23rd
 Doug Graham New York Giants 24th

1944

Loren La Prade • G Philadelphia Eagles 2nd
 Buck Fawcett • E Chicago Bears 6th
 Fred Boensch • T Cleveland Browns 7th
 Bill Joslyn Washington Redskins .. 10th
 Jim Cox • T Green Bay Packers 19th
 Bob Frisbee • HB Philadelphia Eagles 23rd

1943

Ed Stamm • T Chicago Bears 3rd
 Chuck Taylor • G Cleveland Browns 4th
 Milt Vucinich • FB Chicago Bears 5th
 Bruno Banducci • T Philadelphia Eagles 6th
 Ray Hammett • RB Chicago Bears 9th
 Henry Norberg • E Chicago Bears 16th

1942

Pete Kmetovic • HB Philadelphia Eagles 1st
 Frankie Albert • QB Chicago Bears 1st
 Vic Lindsog • C Philadelphia Eagles 2nd
 Fred Meyer • E Philadelphia Eagles 12th
 Arnold Meiners • E Philadelphia Eagles 17th

1941

Norm Standlee • FB Chicago Bears 2nd
 Hugh Gallarneau • HB Chicago Bears 4th

1940

Hampton Pool • QB/G Chicago Bears 7th
 Stan Anderson • T Chicago Cardinals 12th

1939

Pete Zager • T/G New York Giants 6th
 Tony Calvelli • C Detroit Lions 9th
 Bill Paulman • QB New York Giants 17th

1936

Keith Topping • E Boston Patriots 2nd
 Wes Muller • C Philadelphia Eagles 3rd
 Bobby Grayson • FB Pittsburgh Steelers 3rd
 Bob Reynolds • T Green Bay Packers 6th
 Bones Hamilton • HB Brooklyn Dodgers 8th
 Monk Moscrip • E Brooklyn Dodgers 9th
 Neils Larsen • T Chicago Cardinals 9th



John Lynch

John Elway

Toby Gerhart

Wopamo Osaisai



Tyler Gaffney

Chad Hutchinson

Zach Hoffpauir

Toi Cook

TWO-SPORT ATHLETES

Success Beyond Football

Stanford football players have not limited their success to the gridiron, with NCAA and Olympic champions rounding out an impressive list of multi-sport athletes.

Stanford University has a long and storied tradition of two-sport athletes. Throughout the years, several Cardinal football players have not only participated in another sport, but have earned All-American honors, won NCAA championships and set school and national records.

From the early days of the great Ernie Nevers, who played baseball at Stanford and went on to play professionally with the St. Louis Browns, to future NFL Hall of Famer John Elway, who played in the New York Yankees' organization one summer, Stanford football players have been given the opportunity to shine in other sports. Some other great Stanford football players who starred in another sport include Bob Mathias, a two-time Olympic Decathlon Gold Medalist; Mark Marquess, Stanford's head baseball coach since 1977; Darrin Nelson, the Cardinal's all-time leading rusher and a standout in track & field; James Lofton, NCAA champion in the long jump; John Lynch, who was drafted as a pitcher by the Florida Marlins; and Chad Hutchinson, a starting quarterback in the NFL and former Major League Baseball pitcher.

Traditions

• The unique origins of Stanford's mascot and nickname have a history that dates back to the University's founding in 1891. While the Cardinal has always been one of the school's official colors, the nickname has gone through a series of changes, student votes, controversy and confusion.

• Since 1981, Stanford has been known as the Cardinal. Stanford was known as the Indians from 1930-72. Stanford does not have an official mascot. The "Tree," which is a member of the Stanford Band, often times is mistaken for the school's mascot.

Nickname

• The nickname for Stanford is the Cardinal -- in reference to one of the school colors. Stanford's history with its nickname began on March 19, 1891, when Stanford beat Cal in the first Big Game. While Stanford did not have an official nickname at the time, the day after the Big Game local newspapers picked up the "cardinal" theme and used it in the headlines.

• Stanford did not have an official nickname until Indians was adopted in 1930. For years prior, the Indian had been a part of the Stanford athletic tradition. Perhaps it grew out of the fact that Cal's mascot was a Bear, or it may have come from the large Indian population of the area, or from the Indian paraphernalia in abundance in the late 1800s. Whatever its origin, it was accepted by sportswriters and gradually gained wide recognition.

• Stanford officially adopted the Indian nickname on Nov. 25, 1930, after a unanimous vote by the Executive Committee for the Associated Students. The Indian had long been considered the symbol of Stanford before the official vote, although its origins are only speculation.

• The Indian symbol was eventually dropped in 1972 following meetings between Stanford Native American students and President Richard Lyman. The 55 students, supported by the other 358 American Indians enrolled in California colleges, felt the mascot was an insult to their culture and heritage. As a result of these talks and the ensuing publicity, the Stanford Student Senate voted 18-4 to drop the Indian symbol, and Lyman agreed.

• There was a move to reinstate the Indian as the school mascot in 1975. The debate was put to a vote along with new suggestions, including the Robber Barons, Sequoias, Trees, Cardinals, Railroaders, Spikes and Huns. None of the suggestions were accepted.

• From 1972 until Nov. 17, 1981, Stanford's official nickname was Cardinals, in reference to one of the school's colors, not the bird.

• Nine years after the Indian was dropped, Stanford still had not decided on a new mascot. President Donald Kennedy declared in 1981 that all Stanford athletic teams will be represented and symbolized exclusively by the color cardinal.

The Mascot

• There is no official mascot of Stanford University. The "Tree," which is a member of the Stanford Band, is representative of El Palo Alto, the Redwood tree which is the logo of the city of Palo Alto. Since Stanford and Palo Alto are almost inextricably intertwined in interests and location, it is a natural outgrowth of this relationship. The tree still exists and stands by the railroad bridge beside San Francisquito Creek -- it is the site where early explorers first camped when settling the area.

• While various other mascots have been suggested and then allowed to wither, the color has continued to serve us well, as it has for 90 years. It is a rich and vivid metaphor for the very pulse of life.

The Colors

• When Stanford first accepted students in 1891, the student body actually voted for gold as the school's color, but another student assembly chose Cardinal as the school color. A few days after the vote, local sportswriters picked up the "cardinal" theme after Stanford defeated Cal in the first Big Game on March 19, 1891. The headlines read, "Cardinal Triumphs O'er Blue and Gold."

• Cardinal remained the school color until the 1940s, when the rules committee and conferences started regulating jersey colors for home and visiting football teams. Stanford's Board of Athletic Control adopted white as the second color.

• Today, Stanford's official school colors are cardinal and white.

The Leland Stanford Junior University Marching Band

• The modern Leland Stanford Junior University Marching Band was formed in 1963 when members of the university's marching band went on strike to protest the firing of the band director. According to lore, the new director, Arthur P. Barnes, immediately won the loyalty of the band by relinquishing any meaningful control over it.

• Empowered, the student-led band threw away the traditional marching music and uniforms, eventually settling for a mostly rock and roll repertoire and a simplified uniform consisting of a white fishing hat with red trim, red blazer, black pants and "the ugliest tie you can get your hands on."

• The band's repertoire is heavy on classic rock of the 1970s, particularly songs by Tower of Power, Santana and The Who. In the 1990s, more modern music was introduced, including songs by Green Day and The Offspring. The de facto fight song is "All Right Now," originally performed by Free.

• One of the first collegiate marching bands to record and release their music, the band has produced thirteen albums since 1967. Arrangements focus on the loudest brass instruments -- trumpets, mellophones, and trombones -- and percussion -- one bass drum (called the Axis of Rhythm), snare drums, and single tenor drums. Many traditional band instruments like bells and glockenspiels are altogether absent.

• Traditional "marching" is also missing, as the band "scatters" from one formation to the next. A team of Stanford students, generally not band members, writes a script for the halftime show explaining to some degree what the band is doing in any given formation. The announcer reads this script over the public address system.

The Sounds of Stanford

• Over the years, Stanford has associated itself with numerous songs that are entwined with many of the longstanding traditions of the University. The original fight song of Stanford is "Come Join the Band," while the official Alma Mater is "Hail, Stanford, Hail!" "All Right Now," originally performed by Free, was adopted by the Stanford Band as its de facto fight song in the early 1970s. All three songs are regularly heard on Stanford gamadays.

Hail, Stanford, Hail!

*Where the rolling foothills rise
Up towards mountains higher,
Where at eve the Coast Range lies
In the sunset fire,
Flushing deep and paling,
Here we raise our voices, hailing
Thee, our Alma Mater*

*From the foothills to the bay
It shall ring,
As we sing,
It shall ring and float away.
Hail, Stanford, Hail!
Hail, Stanford, Hail!*

*Tender vista ever new
Through the arches meet the eyes
Where the red roofs rim the skies
Flocked with cloudlets sailing,
Here we raise our voices, hailing
Three, our Alma Mater*

*When the moonlight-bathed arcade
Stands in evening calms,
When the night wind, half afraid,
Whispers in the palms,
Far-off swelling, failing,
Student voices glad are hailing
Thee, our Alma Mater
Come Join the Band*

Come, join the band,

*Come, join the band,
And give a cheer for Stanford red;
Throughout the land
Our banner waving overhead;
Stanford, for you;
Each loyal comrade brave and true
With might and main sings this refrain,
"Forever and forever Stanford red."*

*After the game,
When Stanford red has won the day,
Praising her name
Down on the field we'll force our way
And on the green
Each man who joins the serpentine
With might and main sings this refrain,
"Forever and forever Stanford red."*

STANFORD STADIUM

Home of Cardinal Football

The Cardinal plays all of its home games in Stanford Stadium, which was completely renovated after the 2005 season and is now widely considered one of the premier on-campus college football stadiums in the country.

Situated in a park-like setting among groves of eucalyptus and oak trees, Stanford Stadium has a seating capacity of 50,424, allowing for an intimate and fan-friendly experience

The original facility, built in 1921, proved to be a storied venue. Historical events held in the old venue included Herbert Hoover's presidential acceptance speech in 1928, the U.S. Olympic Track and Field Trials in 1960, the USA-USSR track meet in 1962, Olympic soccer matches in 1984, Super Bowl XIX in 1985, men's World Cup in 1994 and women's World Cup soccer in 1999.

Historic Events at Stanford Stadium

Aug. 12, 1928

- Herbert Hoover's acceptance speech following his nomination to run for President

July 1-2, 1960

- U.S. Olympic Track and Field Trials

July 21-22, 1962

- USA-USSR Track Meet

July 29 - Aug. 6, 1984

- Olympic soccer matches

Jan. 20, 1985

- Super Bowl XIX

June 20-July 10, 1994

- Men's World Cup soccer matches

July 4, 1999

- Women's World Cup soccer match

Nov. 26, 2005

- Stanford and Notre Dame play final game in original Stanford Stadium

Sept. 16, 2006

- Stanford-Navy football opens new Stanford Stadium

Nov. 30, 2012

- Stanford defeats UCLA, 27-24, to win the Pac-12 Championship Game

Nov. 4, 2013

- Stanford defeats No. 2 Oregon, 26-20, in a game that gave wide-spread adoption of #NerdNation



Top Crowds at Stanford Stadium

(since 2005 renovation)

1.	51,607	Oct. 9, 2010 vs. USC
2.	51,424	Oct. 19, 2013 vs. UCLA
	51,424	Nov. 7, 2013 vs. Oregon
4.	50,814	Sept. 6, 2014 vs. USC
5.	50,537	Nov. 30, 2013 vs. Notre Dame
6.	50,510	Nov. 21, 2009 vs. Cal
	50,510	Nov. 28, 2009 vs. Notre Dame
8.	50,425	Nov. 15, 2008 vs. USC
9.	50,424	Sept. 7, 2013 vs. San Jose State
	50,424	Sept. 21, 2013 vs. Arizona State
	50,424	Oct. 5, 2013 vs. Washington
	50,424	Nov. 23, 2013 vs. Cal

GAME DAY EXPERIENCE

Fun on the Farm

With one of the most beautiful on-campus stadiums in the country, surrounded by groves of ancient eucalyptus and oak trees that have stood watch over a proud football tradition that dates back to 1891 serving as a backdrop, game day at Stanford is full of tradition, color and pageantry.

The Walk, tailgating in Chuck Taylor Grove, the Leland Stanford Junior University Marching Band, the Tree, the Dollies, an enthusiastic student section and proud alumni following are all part of the game day experience at Stanford.





2

Trenton Irwin
WR • Valencia, Calif.



2

Brandon Simmons
FS • Mansfield, Texas



3

Noor Davis
ILB • Leesburg, Fla.



3

Michael Rector
WR • Gig Harbor, Wash.



4

Blake Martinez
ILB • Tucson, Ariz



4

Jay Tyler
WR • Gretna, La.



5

Christian McCaffrey
RB • Castle Rock, Colo.



5

Kodi Whitfield
SS • Los Angeles, Calif.



6

Francis Owusu
WR • Oxnard, Calif.



6

Taijuan Thomas
CB • Monroe, La.



7

Aziz Shittu
DE • Atwater, Calif.



8

Frank Buncom IV
CB • San Diego, Calif.



8

Kevin Hogan
QB • McLean, Va.



9

Ben Edwards
S • Jacksonville, Fla.



9

Dalton Schultz
TE • South Jordan, Utah



10

Keller Chryst
QB • Palo Alto, Calif.



11

Terrence Alexander
CB • New Orleans, La.



11

Dontonio Jordan
WR • Hickory Creek, Texas



13

Alijah Holder
CB • Oceanside, Calif.



13

Rollins Stallworth
WR • Reno, Nev.



14

Jake Bailey
K/P • Solana, Calif.



15

Jordan Perez
ILB • Carlsbad, Calif.



15

Reagan Williams
RB • Jackson, Ohio



17

Ryan Burns
QB • Leesburg, Va.



17

Brennan Scarlett
DE • Portland, Ore.



18

Austin Hooper
TE • San Ramon, Calif.



19

JJ Arcega-Whiteside
WR • Inman, S.C.



19

Ryan Gaertner
CB • Atherton, Calif.



20

Bryce Love
RB • Wake Forest, N.C.



20

Bobby Okereke
ILB • Santa Ana, Calif.



21

Isaiah Brandt-Sims
WR • Wenatchee, Wash.



21

Ronnie Harris
CB • Atlanta, Ga.



22

Justin Reid
S • Prairieville, La.



22

Remound Wright
RB • Fort Wayne, Ind.



23

Alameen Murphy
CB • Fort Washington, Md.



24

Quenton Meeks
CB • San Diego, Calif.



25

Cameron Scarlett
RB • Portland, Ore.




26

Barry Sanders
RB • Oklahoma City, Okla.



27

Sean Barton
ILB • North Salt Lake, Utah



27

Charlie Beall
K • Newport Coast, Calif.



28

Denzel Franklin
SS • Smyrna, Ga.



29

Dallas Lloyd
SS • Pleasant Grove, Utah



31

Mustafa Branch
ILB • Bellevue, Wash.



32

Joey Alfieri
OLB • Portland, Ore.



33

Mike Tyler
OLB • Brecksville, Ohio



34

Peter Kalambayi
OLB • Matthews, N.C.



34

Conrad Ukropina
P/K • Pasadena, Calif.



35

Daniel Marx
FB • Trabuco Canyon, Calif.



38

Ra'Chard Pippens
CB • McDonough, Ga.



41

Addison Johnson
WR • Hayden, Idaho



42

Pat McFadden
RB • Sunfish Lake, Minn.



43

Ryan Beecher
ILB • Fresno, Calif.



44

Kevin Palma
ILB • Pixley, Calif.



45

Calvin Chandler
FS • Lakewood, Wash.



46

Sid Krishnamurthi
WR • Saratoga, Calif.



47

Alex Robinson
P • College Park, Ga.



47

Sam Yules
ILB • Dartmouth, Mass.



48

Kevin Anderson
OLB • Palo Alto, Calif.



49

Lewis Burik
ILB • Chicago, Ill.



50

Sam Shober
OLB • Monroe, Wash.



51

Joshua Garnett
OG • Puyallup, Wash.



52

Graham Shuler
OG • Franklin, Tenn.



52

Casey Toohill
OLB • San Diego, Calif.



53

Torsten Rotto
DE • Woodbury, Minn.



54

Nick Wilson
OG • Milton, Ga.



55

Nate Lohn
DE • Kansas City, Mo.



56

Wesley Annan
DT • Whitby, Ontario, Canada



57

Johnny Caspers
OG • Glen Ellyn, Ill.



59

Craig Jones
ILB • Modesto, Calif.



60

Lucas Hinds
OG • Hyde Park, Mass.



62

Austin Maihen
OG • Dove Canyon, Calif.



64

David Bright
OG • Yorba Linda, Calif.



65

Brian Chaffin
C • Harrisburg, N.C.



66

Nick Davidson
OT • Eden Prairie, Minn.



66

Harrison Phillips
DE • Omaha, Neb.



67

Reed Miller
LS • Encinitas, Calif.



68

C.J. Keller
LS • Scottsdale, Ariz.



71

Brandon Fanaika
OG • Pleasant Grove, Utah



73

Jesse Burkett
C • St. Augustine, Fla.



74

Brendon Austin
OG • Parker, Colo.



75

A.T. Hall
OT • Glendale, Ariz.



75

Jordan Watkins
DE • Decatur, Ga.



76

Jack Dreyer
OT • San Mateo, Calif.



77

Casey Tucker
OT • Gilbert, Ariz.



78

Kyle Murphy
OT • San Clemente, Calif.



80

Eric Cotton
TE • Nampa, Idaho



81

Conner Crane
WR • Lantana, Texas




82

Chris Harrell
FB • Missouri City, Texas



85

Treyvion Foster
WR • Boise, Idaho



86

Lane Veach
OLB • Chandler, Ariz.



87

Ben Snyder
TE • Crystal Bay, Nev.



88

Greg Taboada
TE • Atlanta, Ga.



89

Devon Cajuste
WR • Seaford, N.Y.



90

Solomon Thomas
DE • Coppell, Texas



97

Dylan Jackson
DE • Maryville, Tenn.



99

Luke Kaumatule
OLB • Honolulu, Hawaii

COACHING STAFF



David Shaw
Head Coach



Mike Bloomgren
Andrew Luck Director of Offense



Lance Anderson
Willie Shaw Director of Defense



Pete Alamar
Special Teams Coordinator



Duane Akina
Defensive Backs



Peter Hansen
Inside Linebackers



Randy Hart
Defensive Line




Tavita Pritchard
Quarterbacks/Wide Receivers



Lance Taylor
Running Backs



Morgan Turner
Tight Ends



Jarrett Huk
Defensive Assistant



T.J. Rushing
Defensive Assistant



Eric Sanders
Defensive Assistant



Joseph Ashfield
Offensive Assistant




Tsuyoshi Kawata
Offensive Assistant



Timot Lamarre
Offensive Assistant



Robbie Picazo
Offensive Assistant



Brad Idzik
Offensive Graduate Assistant



Greg Mangan
Defensive Graduate Assistant



Matt Moran
Special Team Graduate Assistant

2015 SCHEDULE

HOME



CENTRAL FLORIDA
SEPTEMBER 12



ARIZONA
OCTOBER 3



UCLA
OCTOBER 15



WASHINGTON
OCTOBER 24



OREGON
NOVEMBER 14



CALIFORNIA
NOVEMBER 21
118th Big Game



NOTRE DAME
NOVEMBER 28

NORTHWESTERN
SEPTEMBER 5



USC
SEPTEMBER 19



OREGON STATE
SEPTEMBER 25



WASHINGTON STATE
OCTOBER 31



COLORADO
NOVEMBER 7



AWAY