

# STANFORD

2013 FOOTBALL MEDIA GUIDE

Kevin Hogan

David Yankey

Trent Murphy

Shayne Skov



# THE CARDINAL RULES!™



Ben Gardner

Usua Amanam

Ed Reynolds

Jordan Richards

- Three straight BCS bowl appearances
- Combined 35-5 (.875) record over past three seasons
  - Combined 43-10 (.811) record over last four seasons
- Ranked in the Associated Press Top 25 for 47 consecutive weeks
  - Combined 30-3 (.909) record at Stanford Stadium since 2007
- First team in 12 years to defeat AP's No. 1 and No. 2 teams in same regular season
- Combined 13-4 (.765) record against Top 25 teams over last four seasons
- Ranked first nationally in sacks and second in tackles for a loss in 2012
  - Combined 13-0 record against in-state rivals over past three seasons
    - Three Heisman Trophy finalists since 2009
    - 10 All-America first team selections since 2009
- Two-time reigning Pac-12 Coach of the Year David Shaw

# Table of Contents

## Introduction

Stanford Football at a Glance ..... 2  
 Squad Analysis ..... 3  
 Media Information ..... 4  
 Radio/TV Information ..... 5  
 Roster/Pronunciation ..... 6-7  
 Squad Breakdown by State ..... 8

## Stanford For You

Stanford University ..... 9-11  
 Stanford Football History ..... 12-13  
 Stanford's Quarterback Excellence ..... 14-15  
 All-American Traditions ..... 16  
 Stanford's Coaching Legacy ..... 17  
 Stanford in the NFL ..... 18-19  
 Game Day Experience ..... 20-21  
 Football's Two-Sport Athletes ..... 22

## 2013 Season Preview

Preseason Notebook ..... 24  
 Players to Watch ..... 25  
 2013 Depth Chart ..... 26

## Coaching Staff

Head Coach David Shaw ..... 28-30  
 Assistant Coaches ..... 31-43  
 Strength and Conditioning Program ..... 44-45  
 Sports Medicine ..... 46-47  
 Additional Staff ..... 48

## Player Profiles

2013 Player Profiles ..... 50-88

## 2012 In Review

2012 Notebook ..... 90-91  
 2012 Final Statistics and Results ..... 92  
 Individual Statistics ..... 92-94  
 Game-By-Game Starters ..... 95  
 Game-by-Game Statistics ..... 96-97  
 Individual Game Highs ..... 98  
 Scoring Drives ..... 99-100  
 Pac-12 Final Standings ..... 101  
 2012 Stanford Accolades ..... 101  
 2012 Game Reviews ..... 103-116

## Records

Rushing ..... 118  
 Passing ..... 119-120  
 Receiving ..... 121  
 Total Offense ..... 122  
 Scoring ..... 122  
 Field Goals ..... 123  
 Punt Returns ..... 124  
 Kickoff Returns ..... 124  
 All-Purpose Yards ..... 125  
 Punting ..... 125  
 Interceptions ..... 125-126  
 Defense ..... 126  
 Team Records ..... 127  
 Top Individual Performances ..... 128-129  
 Longest Plays/High Scoring Games ..... 130  
 Game Highs and Lows ..... 131  
 Season Highs and Lows ..... 132-133  
 Yearly Statistical Leaders ..... 134-138  
 Annual Team Stats ..... 139-141  
 Scoring Margins ..... 142  
 Last Time it Happened ..... 142

## History

Year-By-Year Records ..... 144  
 Coaching Records ..... 145  
 Best Seasons/Bowl Appearances by Coach ..... 145  
 Year-By-Year Results ..... 146-153  
 All-Time Records vs. Opponents ..... 154  
 All-Time Series Records ..... 154-157  
 Records vs. Conferences ..... 158  
 National Award Winners ..... 159  
 Pac-10 Conference Award Winners ..... 160  
 Heisman Trophy Winner Jim Plunkett ..... 161  
 First Team All-Americans ..... 162-168  
 College Football Hall of Fame ..... 169  
 Stanford Athletics Hall of Fame ..... 170  
 Senior Bowl Selections ..... 171  
 Stanford in Bowl Games ..... 172-178  
 Bowl Game Records ..... 178  
 Stanford in the NFL ..... 179  
 Stanford NFL Draft Picks ..... 182-184  
 Stanford in the Super Bowl ..... 185  
 All-Time Assistant Coaches ..... 186-187  
 Letterwinners ..... 188-192

## University

Stanford University ..... 194-195  
 Stanford Stadium ..... 196-197  
 Athletics Director ..... 198  
 Senior Administrative Team ..... 199  
 Stanford Head Coaches ..... 200  
 Principles That Guide Us ..... 201  
 Stanford's National Titles ..... 202-203  
 Stanford's Traditions ..... 204  
 Pac-12 Conference ..... 206  
 Pac-12 Composite Schedule ..... 207



### Stanford at a Glance

#### General Information

Location ..... Stanford, Calif.  
 Founded ..... 1891  
 Nickname ..... Cardinal  
 Colors ..... Cardinal and White  
 Enrollment ..... 18,217  
 Stadium ..... Stanford Stadium (Natural grass / 50,360)  
 Conference ..... Pacific-12  
 President ..... John Hennessy  
 Provost ..... John Etchemendy  
 Jaquish & Kenninger Director of Athletics ..... Bernard Muir  
 Faculty Representative ..... Al Camarillo

#### Team Information

2012 Overall Record ..... 12-2  
 Conference Record ..... 8-1 (1st)  
 Final Rankings: ..... 7<sup>th</sup> AP; 6<sup>th</sup> USA Today Coaches  
 Bowl Appearance: ..... Rose Bowl  
 Offensive Formation ..... Multiple  
 Defensive Formation ..... 3-4

#### Letterwinners Returning..... 59

Offense ..... 30  
 Defense ..... 27  
 Specialists ..... 2

#### Starters Returning..... 15

Offense ..... 6  
 Defense ..... 8  
 Specialists ..... 1

#### Letterwinners Lost..... 26

Offense ..... 14  
 Defense ..... 11  
 Specialists ..... 1

#### Starters Lost ..... 10

Offense ..... 6  
 Defense ..... 3  
 Specialists ..... 1

#### Football Communications Staff

Senior Assistant Athletic Director (Coaches) ..... Kurt Svoboda  
 Office ..... 650-721-1989  
 E-Mail ..... kurt1@stanford.edu  
 Assistant Director of Communications (Players) ..... Alan George  
 Office ..... 650-725-2959  
 E-Mail ..... ageorge2@stanford.edu

#### Coaching Staff

Bradford M. Freeman Director of Football ..... David Shaw (Stanford '94)  
 Record at Stanford ..... 23-4 (two years)  
 Career Record ..... same  
 Associate Head Coach / Willie Shaw Director of Defense / Defensive Backs .....  
 ..... Derek Mason (Northern Arizona '92)  
 Andrew Luck Director of Offense / Offensive Line .....  
 ..... Mike Bloomgren (Florida State '99)  
 Quarterbacks / Wide Receivers / Recruiting Coordinator .....  
 ..... Mike Sanford (Boise State '05)  
 Special Teams Coordinator ..... Pete Alamar (Cal Lutheran '83)  
 Outside Linebackers / Admissions Liaison ..... Lance Anderson (Idaho State '96)  
 Defensive Line ..... Randy Hart (Ohio State '70)  
 Inside Linebackers ..... David Kotulski (New Mexico State '74)  
 Running Backs ..... Tavita Pritchard (Stanford '09)  
 Tight Ends ..... Morgan Turner (Illinois '09)  
 Offensive Assistant ..... Joe Ashfield (St. John's (Minn.) '00)  
 Offensive Assistant ..... Tsuyoshi Kawata (JOSAI '95)  
 Offensive Assistant ..... Timot Lamarre (Boston College '08)  
 Defensive Assistant ..... Jarrett Huk (Idaho State '10)  
 Defensive Assistant ..... Vavae Tata (UCLA '08)  
 Special Teams Graduate Assistant ..... Derek Belch (Stanford '08)  
 Defensive Graduate Assistant ..... Greg Mangan (Oberlin '09)  
 Defensive Graduate Assistant ..... Marc Mattioli (Rhodes College '09)

#### Credits

The 2013 Stanford Football Media Guide is a production of Stanford University's Athletic Communications Department, Arrillaga Family Sports Center, 641 East Campus Drive, Stanford, Calif., 94305-6150. Photos by Don Feria, John Todd and the ISI Photos staff. Design by DeAnna Turner, J2designs. For additional information regarding Stanford Football, please contact Kurt Svoboda, Senior Assistant Athletic Director—Kurt Svoboda and Alan George, Editors.

#### Sports Performance

Kissick Family Director of Football Sports Performance ..... Shannon Turley (Virginia Tech '00)  
 Assistant Sports Performance Coach ..... Bill Hughan (Springfield '97)  
 Assistant Sports Performance Coach ..... Mark Lamoreaux (Humboldt State '03)  
 Assistant Sports Performance Coach ..... Andy Ward (CSU Stanislaus '09)

#### Training Staff

Head Athletic Trainer ..... Steve Bartlinski (Ithaca College '94)  
 Assistant Athletic Trainer ..... Brian Gallagher (West Chester '03)

#### Support Staff

Assistant Athletic Director/Football Operations ..... Matt Doyle (UC Davis '98)  
 Assistant Athletic Director/Football Administration ..... Mike Eubanks (Stanford '97)  
 Director of Player Development ..... Ron Lynn (Mount Union '66)  
 Director of Video Operations ..... Mike Gleeson (Sacramento State '89)  
 Video Production Manager ..... Jon Oswald (San Diego State '07)  
 Head Equipment Manager ..... Gary Hazelitt (CSU Fullerton '84)  
 Assistant Equipment Manager ..... Ted Hanson  
 Assistant Equipment Manager ..... Mike Lane  
 Assistant Director of Operations and Recruiting ..... Ryan Devlin (Linfield '05)  
 Volunteer Staff Assistant ..... Tom Decaro  
 Volunteer Staff Assistant ..... Harry Alderson (San Francisco State '97)  
 Administrative Associate ..... Theresa Miraglia

### 2013 Schedule

Date	Opponent	Site	Time (PT)
<b>Sept. 7</b>	<b>San Jose State (Pac-12 Networks)</b>	<b>Stanford Stadium</b>	<b>8 p.m.</b>
Sept. 14	at Army (CBS Sports)	West Point, N.Y.	9 a.m.
<b>Sept. 21</b>	<b>Arizona State *</b>	<b>Stanford Stadium</b>	<b>TBA</b>
Sept. 28	vs. Washington State *	Seattle, Wash.	TBA
<b>Oct. 5</b>	<b>Washington *</b>	<b>Stanford Stadium</b>	<b>TBA</b>
Oct. 12	at Utah *	Salt Lake City, Utah	TBA
<b>Oct. 19</b>	<b>UCLA **</b>	<b>Stanford Stadium</b>	<b>TBA</b>
Oct. 26	at Oregon State *	Corvallis, Ore.	TBA
<b>Nov. 7</b>	<b>Oregon * (ESPN)</b>	<b>Stanford Stadium</b>	<b>6 p.m.</b>
Nov. 16	at USC *	Los Angeles, Calif.	TBA
<b>Nov. 23</b>	<b>California *</b>	<b>Stanford Stadium</b>	<b>TBA</b>
<b>Nov. 30</b>	<b>Notre Dame (Fox or Fox Sports 1)</b>	<b>Stanford Stadium</b>	<b>TBA</b>
Dec. 7	Pac-12 Championship Game	TBA	TBA

\* Pac-12 Conference game | ^ Reunion Homecoming

### 2012 Results

#### 12-2 Overall; 8-1 Pac-12 (1st)

Date	Opponent	Result	Attendance
<b>Aug. 31</b>	<b>San Jose State (Pac-12 Networks)</b>	<b>W, 20-17</b>	<b>40,577</b>
<b>Sept. 8</b>	<b>Duke (Pac-12 Networks)</b>	<b>W, 50-13</b>	<b>44,016</b>
<b>Sept. 15</b>	<b>No. 2/3 USC* (FOX)</b>	<b>W, 21-14</b>	<b>50,360</b>
Sept. 27	at Washington* (ESPN)	L, 13-17	55,941
<b>Oct. 6</b>	<b>Arizona* (FOX)</b>	<b>W, 54-48 (OT)</b>	<b>48,204</b>
Oct. 13	at No. 7 Notre Dame (NBC)	L, 13-20 (OT)	80,795
Oct. 20	at California* (FOX)	W, 21-3	61,024
<b>Oct. 27</b>	<b>Washington State* (Pac-12 Networks)</b>	<b>W, 24-17</b>	<b>41,496</b>
Nov. 3	at Colorado* (FX)	W, 48-0	44,138
<b>Nov. 10</b>	<b>No. 13/12 Oregon State* (FOX)</b>	<b>W, 27-23</b>	<b>47,127</b>
Nov. 17	at No. 1/1 Oregon* (ABC)	W, 17-14 (OT)	58,792
Nov. 24	at No. 15/16 UCLA* (FOX)	W, 35-17	68,228
<b>Nov. 30</b>	<b>Pac-12 Championship Game vs. UCLA (FOX)</b>	<b>W, 27-24</b>	<b>31,622</b>
Jan. 1	Rose Bowl Game vs. Wisconsin (ESPN)	W, 20-14	93,359

## 2013 Squad Breakdown

## Roster Breakdown

<b>Letterwinners Returning</b>	<b>59</b>	<b>Letterwinners Lost</b>	<b>26</b>
Offense	30	Offense	14
Defense	27	Defense	11
Specialists	2	Specialists	1

<b>Starters Returning</b>	<b>15</b>	<b>Starters Lost</b>	<b>10</b>
Offense	6	Offense	6
Defense	8	Defense	3
Specialists	1	Specialists	1

## Letterwinners Returning (59)

## Offense (30)

Name	Pos.	Yr.	Exp.
Brendon Austin	OT	Jr.-So.	1V
Dillon Bonnell	OG	Sr.-Jr.	1V
Devon Cajuste	WR	Jr.-So.	1V
Jackson Cummings	RB	Sr.-Jr.	2V
Kevin Danser	OG	5th-Sr.	3V
Davis Dudchock	TE	Sr.-Jr.	2V
Cameron Fleming	OT	Sr.-Jr.	2V
Tyler Gaffney	RB	Sr.-Sr.	3V
Joshua Garnett	OG	So.-So.	1V
Ryan Hewitt	FB	5th-Sr.	3V
Kevin Hogan	QB	Jr.-So.	1V
Charlie Hopkins	TE	Jr.-So.	1V
Luke Kaumatule	TE	So.-Fr.	SQ
Conor McFadden	C	Sr.-Jr.	1V
Ty Montgomery	WR	Jr.-Jr.	2V
Kyle Murphy	OT	So.-So.	1V
Keanu Nelson	WR	Sr.-Jr.	2V
Andrus Peat	OT	So.-So.	1V
Eddie Plantaric	TE	Sr.-Jr.	2V
Jordan Pratt	WR	Jr.-So.	1V
Kevin Reihner	C	Jr.-So.	1V
Ricky Seale	RB	Sr.-Jr.	2V
Patrick Skov	FB	Jr.-So.	1V
Lee Ward	FB	Sr.-Jr.	2V
Kodi Whitfield	WR	So.-So.	1V
Anthony Wilkerson	RB	Sr.-Sr.	3V
Khalil Wilkes	C	5th-Sr.	3V
Remound Wright	RB	Jr.-So.	1V
David Yankey	OG	Sr.-Sr.	3V
Kelsey Young	WR/RB	Jr.-So.	1V

## Defense (27)

Name	Pos.	Yr.	Exp.
Usua Amanam	NB	5th-Sr.	3V
Henry Anderson	DE	Sr.-Jr.	2V
Kevin Anderson	OLB	Jr.-So.	1V
Barry Browning	CB	Sr.-Sr.	3V
Lance Callihan	DT	Jr.-So.	1V
Devon Carrington	FS	Sr.-Sr.	3V
Alex Carter	CB	So.-So.	1V
Ben Gardner	DE	5th-Sr.	3V
Ronnie Harris	NB	Jr.-So.	1V
Anthony Hayes	DT	Jr.-So.	1V
Joe Hemschoot	ILB	Sr.-Jr.	2V
Zach Hoffpauir	SS	So.-So.	1V
Jarek Lancaster	ILB	5th-Sr.	3V
Wayne Lyons	CB	Jr.-Jr.	2V
Blake Martinez	ILB	So.-So.	1V
Josh Mauro	DE	5th-Sr.	3V
Reed Miller	LS	So.-So.	1V
Trent Murphy	OLB	5th-Sr.	3V
Kyle Olugbode	SS	Sr.-Jr.	2V
David Parry	DT	Sr.-Jr.	2V

Ed Reynolds	FS	Sr.-Jr.	2V
Jordan Richards	SS	Jr.-Jr.	2V
Torston Rotto	OLB	Jr.-So.	1V
Aziz Shittu	DE	So.-So.	1V
Shayne Skov	ILB	5th-Sr.	3V
A.J. Tarpley	ILB	Sr.-Jr.	2V
James Vaughters	OLB	Jr.-Jr.	2V

## Specialists (2)

Name	Pos.	Yr.	Exp.
Ben Rhyne	P/K	Sr.-Jr.	2V
Jordan Williamson	K	Sr.-Jr.	2V

## Letterwinners Lost (26)

## Offense (14)

Name	Pos.	Yr.	Exp.
Zach Ertz	TE	Sr.-Jr.	3V
Brandon Gottfried	TE	Jr.-So.	1V
Sam Knapp	WR	Sr.-Jr.	2V
Geoff Meinken	FB	Sr.-Jr.	3V
Brett Nottingham	QB	Jr.-So.	2V
Josh Nunes	QB	Sr.-Sr.	3V
Jamal-Rashad Patterson	WR	Sr.-Sr.	4V
Robbie Picazo	QB	Sr.-Jr.	3V
Jemari Roberts	TE	Sr.-Jr.	3V
Sam Schwartzstein	C	5th -Sr.	4V
Andrew Stutz	RB	Sr.-Jr.	2V
Stepfan Taylor	RB	Sr.-Sr.	4V
Drew Terrell	WR	Sr.-Sr.	4V
Levine Toilolo	TE	Sr.-Jr.	3V

## Defense (11)

Name	Pos.	Yr.	Exp.
Harold Bernard	CB	5th-Sr.	4V
Terrence Brown	CB	Sr.-Jr.	3V
Alex Debnjak	OLB	5th-Sr.	4V
Brent Etiz	ILB	Sr.-Jr.	3V
Jacob Gowan	DE	Sr.-Jr.	3V
Cason Kynes	SS	Sr.-Jr.	2V
Drew Madhu	CB	Fr.-Fr.	1V
Myles Muagututia	ILB	Sr.-Jr.	2V
Brent Seals	SS	Sr.-Jr.	2V
Terrence Stephens	DT	Sr.-Sr.	4V
Chase Thomas	OLB	5th-Sr.	4V

## Specialists (1)

Name	Pos.	Yr.	Exp.
Daniel Zychlinski	P	5th-Sr.	4V

## Starters Returning (15)

## Offense (6)

Name	Pos.	Yr.	Exp.
Kevin Danser	OG	5th-Sr.	3V
Cameron Fleming	OT	Sr.-Jr.	2V
Ryan Hewitt	FB	5th-Sr.	3V
Kevin Hogan	QB	Jr.-So.	1V
Khalil Wilkes	C	5th-Sr.	3V
David Yankey	OG	Sr.-Sr.	3V

## Defense (8)

Name	Pos.	Yr.	Exp.
Henry Anderson	DE	Sr.-Jr.	2V
Alex Carter	CB	So.-So.	1V
Ben Gardner	DE	5th-Sr.	3V
Trent Murphy	OLB	5th-Sr.	3V
Ed Reynolds	FS	Sr.-Jr.	2V
Jordan Richards	SS	Jr.-Jr.	2V
Shayne Skov	ILB	5th-Sr.	4V
A.J. Tarpley	ILB	Sr.-Jr.	2V

## Specialists (1)

Name	Pos.	Yr.	Exp.
Jordan Williamson	K	Sr.-Jr.	2V

Players listed started at least seven games except Hogan

## Starters Lost (10)

## Offense (6)

Name	Pos.	Yr.	Exp.
Josh Nunes	QB	Sr.-Jr.	3V
Jamal-Rashad Patterson	WR	Sr.-Sr.	4V
Sam Schwartzstein	C	5th-Sr.	3V
Stepfan Taylor	RB	Sr.-Sr.	4V
Drew Terrell	WR	Sr.-Sr.	4V
Levine Toilolo	TE	Sr.-Jr.	3V

## Defense (3)

Name	Pos.	Yr.	Exp.
Terrence Brown	CB	Sr.-Jr.	3V
Terrence Stephens	DT	Sr.-Sr.	4V
Chase Thomas	OLB	5th-Sr.	4V

## Specialists (1)

Name	Pos.	Yr.	Exp.
Daniel Zychlinski	P	5th-Sr.	3V

Players must have started at least seven games

## Squad Players Returning (29)

Name	Pos.	Yr.	Exp.
Johnny Caspers	OG	So.-Fr.	SQ
Conner Crane	WR	So.-Fr.	SQ
Evan Crower	QB	Jr.-So.	SQ
Nick Davidson	OT	So.-Fr.	SQ
Noor Davis	OLB	So.-Fr.	SQ
John Flacco	WR	Sr.-Jr.	SQ
Alex Frkovic	TE	So.-Fr.	SQ
Chris Gaertner	FS	Sr.-Jr.	SQ
Chris Harrell	TE	So.-Fr.	SQ
Craig Jones	ILB	So.-Fr.	SQ
Dontonio Jordan	WR	So.-Fr.	SQ
Gautam Krishnamurthi	WR	Jr.-So.	SQ
Dallas Lloyd	QB	So.-Fr.	SQ
Nate Lohn	DT	So.-Fr.	SQ
Brian Moran	OT/OG	Jr.-So.	SQ
Ikenna Nwafor	DT	So.-Fr.	SQ
David Olson	QB	Sr.-Jr.	SQ
Ra 'Chard Pippens	CB	Jr.-So.	SQ
Michael Rector	WR	So.-Fr.	SQ
J.B. Salem	DE	Jr.-So.	SQ
Barry Sanders	RB	So.-Fr.	SQ
Sam Shober	OLB	So.-Fr.	SQ
Rollins Stallworth	WR	Jr.-So.	SQ
Jeff Trojan	WR	Sr.-Jr.	SQ
Austin Tubbs	LS	Jr.-So.	SQ
Conrad Ukropina	P/K	So.-Fr.	SQ
Jordan Watkins	DE	So.-Fr.	SQ
Alex Yazdi	DE	Jr.-So.	SQ
Sam Yules	ILB	So.-Fr.	SQ

## Players Who Missed Previous Season Due to Injury (2)

Name	Pos.	Yr.	Exp.
Blake Lueders	OLB	Sr.-Jr.	2V
Cole Underwood	OT/OG	Sr.-Jr.	2V

### Stanford Athletics Communications Staff



**Kurt Svoboda**  
Senior Assistant  
Athletic Director



**Alan George**  
Assistant Director of  
Communications




**Aaron Juarez**  
Assistant Director of  
Communications



**David Kiefer**  
Assistant Director of  
Communications



**Greg Marsh**  
Assistant Director of  
Communications



**Brian Risso**  
Assistant Director of  
Communications



**Regina Verlengiere**  
Assistant Director of  
Communications

## Media Information

### Credentials

All requests for working press, photo and broadcast credentials for Stanford's 2013 home games may be made via standard mail, phone or e-mail to Kurt Svoboda, Senior Assistant Athletic Director, Stanford University, Arrillaga Family Sports Center, 641 East Campus Drive, Stanford, CA 94305-6150. All credentials will be left at the Press Will Call Window located at Cobb Track/Angell Field across from Gate 4. No credential requests will be accepted after 5 p.m. on Wednesday of game week. Only media who cover Stanford on a regular basis will be considered for season credentials. Daily credentials will be issued on a priority basis to daily newspapers, originating radio and television stations, national weekly or monthly publications, electronic media outlets and local and regional television crews. Credentials will be issued only to accredited members of the working media. Stanford reserves the right to accept or reject credential requests for any reason.

### Photo Regulations

Photo credentials will be issued to photographers on assignment from legitimate news gathering organizations. Freelance photographers not on assignment will not be considered for photo credentials. NCAA regulations limit shooting of photos to an area outside a five-foot restraining area surrounding the playing field. Photographers may walk behind the team benches to reach the other end of the field.

### Will Call

The Press Will Call window is located at the Angell Field/Cobb Track Stadium, located across from Gate 4

on the west side of Stanford Stadium. It will be open three hours prior to kickoff and will remain open until the end of the first half. All members of the media must show proper photo identification when picking up their credentials.

### Press Box

The press box is located on the third level of Stanford Stadium Skybox with media access through Gate 4. The press box opens three hours before kickoff and remains open as long as necessary following the game.

### Parking

The press parking area has changed for 2013. It is now located within Lot #7/Arboretum Grove west of the Stanford Stadium Skybox on Arboretum Rd. To access, turn west onto Galvez Street from El Camino Real. Stay in the right lane and turn right onto Arboretum Road. Turn right into the designated Lot #7/Arboretum Grove entrance.

Parking is available via advance permit access only and available on a first come, first serve basis. Please plan on arriving early to secure a parking spot.

### Scouts

Professional teams wishing to scout games at Stanford Stadium may arrange for credentials through the media relations office. Please contact Kurt Svoboda at 650-721-1989. Scouts will be assigned a seat in the main press box if space allows. Advance notice as to the availability of seats will be communicated to scouts whenever possible.

### Tuesday Media Luncheons

Each Tuesday during football season, head coach David Shaw and selected student-athletes will be on hand for a media luncheon, which starts at 11:30 a.m. in the Athletic Hall of Fame Conference Room located in the Arrillaga Family Sports Center.

### Practices

Stanford practices on Elliott Field, which is located directly behind Maples Pavilion, adjacent to the Avery Aquatics Center and Sunken Diamond. Practice sessions begin at approximately 4 p.m. Practices are open to the media for the first 15 minutes only, unless otherwise authorized by the football program.

### Mid-Week Interviews

All interviews with Stanford coaches should be arranged

through Kurt Svoboda in the athletics communications department. Player interviews should be arranged through Alan George. Players will be available to the media at the conclusion of practice on Tuesday and Wednesday only. Media members are not allowed to contact players directly via phone, e-mail, social networks nor elsewhere on the Stanford campus.

### Practice Video and Photos

Video crews and photographers are allowed to shoot the first 15 minutes of workouts. Please coordinate the shooting of any video and photography with a member of the Stanford Athletics Communications staff.

### Press Box Services

Prior to kickoff, the athletics communications staff will furnish game programs, updated game notes for each team, flip cards and press guides. Day-of-game lineup changes will be communicated via the press box public address system. During the game, members of the media will be provided with a running play-by-play while quick stats and drive charts will be distributed at halftime. Following the game, a complete statistical package containing a scoring summary, final team statistics, final individual statistics, complete play-by-play, drive charts, halftime statistics, post-game quotes and notes will be available in the press box.

### Telephones

Arrangements for telephone usage should be made directly through Stanford Telecommunications by calling (650) 725-4357 at least five days before kickoff.

### Internet Access

The Stanford Stadium press box is a wireless facility. A user name and password will be provided to credentialed members of the media on game day.

### Postgame Interviews

Postgame interviews are conducted in a designated room adjacent to the Stanford locker room. Following a 10-minute cooling off period, head coach David Shaw and select players will be available in the interview area. Stanford's locker room is not open to the media.

Postgame interviews with the visiting team's head coach and players should be coordinated by the visiting team's media relations representatives. Due to limited space, those interviews will be conducted outside the visiting team locker room.



## Stanford Broadcast Information



### The Radio Home of Stanford Football

Cardinal Sports LLC, Stanford Athletics' exclusive multimedia and marketing partner, announced in May of 2011 San Francisco's KNBR-1050 AM will be the flagship radio partner for Stanford football and men's basketball broadcasts.

KNBR-1050 AM, a Cumulus-owned station, will carry all Cardinal football, men's basketball and 10 "Inside Stanford Sports" coaches' shows as part of a multi-year agreement with the Cardinal Sports Network. Cardinal Sports LLC, the locally based entity of collegiate multimedia rights leader Learfield Sports, manages all aspects of the broadcasts, as well as the Cardinal Sports Network.

"KNBR 1050 is proud to once again partner with Stanford University as the flagship radio station of Stanford football and basketball. Stanford has emerged as one of the premiere programs in college sports," said Lee Hammer, Operations Manager-Cumulus-San Francisco and KNBR-1050 AM.

"The addition of Stanford sports to our other broadcast partners including the San Francisco Giants, San Francisco 49ers and Golden State Warriors reinforces KNBR as The Sports Leader in the Bay Area."

In addition to Stanford, Learfield Sports manages multimedia rights for more than 50 collegiate institutions and associations including fellow Pac-12 Conference member institutions Oregon State and Colorado. The company also titles the Learfield Sports Directors' Cup with NACDA and USA Today and manages marketing partnerships for the Black Coaches & Administrators (BCA). For more information about the company, its history and complete collegiate portfolio, visit [learfieldsports.com](http://learfieldsports.com).

### Pre and Post Game Shows

Each Stanford football radio broadcast on KNBR 1050 begins one hour before kickoff with a pregame show. The post-game show, which airs for a half hour after the conclusion of the contest, includes analysis of the game and live interviews with Coach Shaw and Cardinal players from the Stanford locker room.

### Inside Stanford Sports

**S** Inside Stanford Sports featuring head coach David Shaw airs live on KNBR 1050 from 5-6:00 p.m. on Sunday nights during the season from Gordon Biersch Restaurant and Brewery, located at 640 Emerson Street in downtown Palo Alto.

Radio play-by-play voice Todd Husak, head coach David Shaw and select players will recap previous games, take a look at upcoming contests and cover other current topics as well.

Fans are welcomed to call in and ask questions of coach Shaw and the players.

Please check [GoStanford.com](http://GoStanford.com) each week for the call in number.



### Dave Flemming Radio Play-by-Play

Dave Flemming returns for his eighth season as the play-by-play voice of Stanford football. Flemming has also been a part of the radio broadcast team of the San Francisco Giants for the past 10 seasons and is involved in select games on television.

Flemming's national work includes broadcasting selected college basketball games for ESPN during the winter and major league network assignments during the baseball season. He handled radio play-by-play duties for Stanford men's basketball for three seasons before stepping aside to concentrate on national assignments.

Prior to joining the Giants radio team for the 2004 season, Flemming spent three seasons as the play-by-play announcer for the Pawtucket Red Sox, Boston's Triple-A affiliate. In addition to his PawSox duties, he also broadcast Brown University basketball and hockey. Before moving to Pawtucket, he spent the 2000 season handling play-by-play duties for the Visalia Oaks and also served in a dual role as the team's Director of Communications at Syracuse. While at Stanford, he broadcast Cardinal baseball, men's and women's basketball, football and served as sports director at the school's radio station, KZSU.

Dave and his wife, Jessica, reside in San Francisco with their twin daughters Katie and Carter and son David Henry.



### Todd Husak Radio Color Analyst

Former Stanford quarterback Todd Husak enters his seventh season in the radio booth as a color analyst. A two-year starter, he ranks as the school's sixth all-time leading passer with 6,564 yards and also ranks in the top-10 in career touchdown passes (6th-41) and total offense (6th-6,680). As a senior in 1999, he earned first team All-Pac-10 Conference honors after completing 176-of-308 passes for 2,688 yards and 18 touchdowns, helping Stanford to the Pac-10 title and a Rose Bowl appearance. In his first year as a full-time starter in 1998, Husak completed 233-of-447 passes for 3,092 yards and 17 touchdowns. The passing yardage ranks third on Stanford's all-time single-season list. Husak set Stanford's single-game passing record against Oregon State in 1998 when he completed 26-of-48 passes for a school-record 450 yards.

A sixth round draft pick of the Washington Redskins in 2000, he played five seasons in the NFL with the Redskins (2000), Denver Broncos (2001), New York Jets (2002-03) and Cleveland Browns (2004) before retiring.

Todd and his wife, Kathryn, reside in Palo Alto. The couple has one child.



### John Platz Sideline Reporter

John Platz, who has served as the play-by-play voice and color commentator on Stanford's men's basketball broadcasts for the last 25 seasons, enters his fifth season as a sideline reporter for Cardinal football.

A reserve guard on Stanford's men's basketball team from 1982-84, Platz has filled in on a handful of football broadcasts since 1993. He is also a contributor to [GoStanford.com](http://GoStanford.com), chronicling memorable moments in Stanford sports history for the department's official website.

A 1984 Phi Beta Kappa graduate of Stanford with a degree in economics, Platz earned his J.D. and M.B.A degrees from Stanford in 1989.

In addition to his duties on Stanford's radio teams, John is a senior counsel at Cisco Systems.



### Alphabetical Roster

NO	NAME	POS
15	Usua Amanam	NB
91	Henry Anderson	DE
48	Kevin Anderson	OLB
74	Brendon Austin	OT
75	Dillon Bonnell	OG
64	David Bright	OT/OG
31	Barry Browning	CB
17	Ryan Burns	QB
89	Devon Cajuste	WR
95	Lance Callihan	DT
5	Devon Carrington	FS/CB
25	Alex Carter	CB
57	Johnny Caspers	OG
45	Calvin Chandler	SS
80	Eric Cotton	TE
81	Conner Crane	WR
5	Evan Crower	QB
23	Jackson Cummings	RB
76	Kevin Danser	OG
66	Nick Davidson	OT
3	Noor Davis	OLB
41	Chandler Dorrell	DB
83	Davis Dudchock	TE
44	John Flacco	FS
73	Cameron Fleming	OT
82	Alex Frkovic	TE
46	Ryan Gaertner	RB
37	Chris Gaertner	CB
25	Tyler Gaffney	RB
49	Ben Gardner	DE
51	Joshua Garnett	OG
69	Jim Grace	C
82	Chris Harrell	TE
23	Ronnie Harris	NB
97	Anthony Hayes	DT
40	Joe Hemschoot	ILB
85	Ryan Hewitt	FB
77	Lucas Hinds	OT
10	Zach Hoffpauir	SS
8	Kevin Hogan	QB
84	Austin Hooper	TE
92	Charlie Hopkins	TE
59	Craig Jones	ILB
11	Dontonio Jordan	WR
34	Peter Kalambayi	OLB
99	Luke Kaumatule	TE
38	Gautam Krishnamurthi	WR
35	Jarek Lancaster	ILB
2	Dallas Lloyd	QB
55	Nate Lohn	DT
43	Blake Lueders	OLB
2	Wayne Lyons	CB
4	Blake Martinez	ILB
90	Josh Mauro	DE
61	Conor McFadden	C
42	Pat McFadden	RB
67	Reed Miller	LS
7	Ty Montgomery	WR
60	Brian Moran	OT/OG
78	Kyle Murphy	OT
93	Trent Murphy	OLB
20	Keanu Nelson	WR
94	Ikenna Nwafor	DT
10	David Olson	QB

### 2013 Numerical Roster

No.	Name	Year	Position	Height	Weight	Hometown/ High School
2	Dallas Lloyd	So.	QB	6-3	212	Pleasant Grove, Utah/ Pleasant Grove
2*	Wayne Lyons	Jr.	CB	6-1	196	Ft. Lauderdale, Fla./ Dillard
3	Michael Rector	So.	WR	6-1	187	Gig Harbor, Wash./ Bellarmine Prep
3*	Noor Davis	So.	OLB	6-4	235	Leesburg, Fla./ Leesburg
4	Francis Owusu	Fr.	WR	6-3	210	Oxnard, Calif./ Oaks Christian
4*	Blake Martinez	So.	ILB	6-2	234	Tucson, Ariz./ Canyon del Oro
5	Evan Crower	Jr.	QB	6-5	214	San Diego, Calif./ St. Augustine
5*	Devon Carrington	Sr.	FS	6-1	204	Chandler, Ariz./ Hamilton
6	Taijuan Thomas	Fr.	CB	5-10	171	Monroe, La./ Ouachita Parish
7	Ty Montgomery	Jr.	WR	6-2	215	Dallas, Texas/ St. Mark's School of Texas
7*	Aziz Shittu	So.	DE	6-3	280	Atwater, Calif./ Buhach Colony
8	Kevin Hogan	Jr.	QB	6-4	228	McLean, Va./ Gonzaga College
8*	Jordan Richards	Jr.	SS	5-11	208	Folsom, Calif./ Folsom
9	James Vaughters	Jr.	OLB	6-2	24	Stone Mountain, Ga./ Tucker
9*	Kodi Whitfield	So.	WR	6-2	196	Los Angeles, Calif./ Loyola
10	Zach Hoffpauir	So.	SS	6-0	193	Glendale, Ariz./ Centennial
10*	David Olson	Sr.	QB	6-3	218	Columbia, S.C./ Irmo
11	Dontonio Jordan	So.	WR	5-11	188	Hickory Creek, Texas/ Lake Dallas
11*	Shayne Skov	5th	ILB	6-3	245	Guadalajara, Mexico / Trinity-Pawling School (N.Y.)
13	Rollins Stallworth	Jr.	WR	6-4	197	Reno, Nev./ Robert McQueen
14	Ben Rhyne	Sr.	P	6-2	203	Charlotte, N.C./ Charlotte Country Day
15	Usua Amanam	5th	NB	5-10	175	Fremont, Calif./ Bellarmine College Prep
17	Ryan Burns	Fr.	QB	6-5	219	Leesburg, Va./ Stone Bridge
17*	A.J. Tarpley	Sr.	ILB	6-2	238	Plymouth, Minn./ Wayzata
18	Jeff Trojan	Sr.	WR	6-3	195	Huntington Beach, Calif./ Edison
19	Jordan Williamson	Sr.	K	5-11	194	Austin, Texas/ Westwood
20	Keanu Nelson	Sr.	WR	5-11	184	Tucson, Ariz./ Sabino
22	Remound Wright	Jr.	RB	5-9	204	Fort Wayne, Ind./ Bishop Dwenger
22*	Kyle Olugbode	Sr.	SS	6-1	205	San Jose, Calif./ Bellarmine Prep
23	Jackson Cummings	Sr.	RB	5-9	190	Rocklin, Calif./ Rocklin
23*	Ronnie Harris	Jr.	NB	5-10	174	Atlanta, Ga./ Westlake
24	Patrick Skov	Jr.	FB	6-1	234	Guadalajara, Mexico / Lawrenceville School (N.J.)
25	Tyler Gaffney	Sr.	RB	6-1	226	San Diego, Calif./ Cathedral Catholic
25*	Alex Carter	So.	CB	6-0	200	Ashburn, Va./ Briar Woods
26	Barry Sanders	So.	RB	5-10	192	Oklahoma City, Okla./ Heritage Hall
29	Ed Reynolds	Sr.	FS	6-2	206	Orange Park, Fla./ Woodberry Forest (Va.)
30	Ricky Seale	Sr.	RB	5-9	202	Escondido, Calif./ Escondido
31	Barry Browning	Sr.	CB	6-1	188	Everman, Texas/ Everman
32	Anthony Wilkerson	Sr.	RB	6-1	215	Foothill Ranch, Calif./ Tustin
33	Mike Tyler	Fr.	OLB	6-5	219	Brecksville, Ohio/ Brecksville-Broadview Hts.
34	Peter Kalambayi	Fr.	OLB	6-3	236	Matthews, N.C./ Butler
34*	Conrad Ukropina	So.	P/K	6-1	185	Pasadena, Calif./ Loyola
35	Jarek Lancaster	5th	ILB	6-1	236	Helotes, Texas/ Sandra Day O'Connor
36	Lee Ward	Sr.	FB	6-1	245	Chesterfield, Mo./ Parkway Central
37	Chris Gaertner	Sr.	FS	6-1	187	Atherton, Calif./ Sacred Heart Prep
38	Gautam Krishnamurthi	Jr.	WR	6-1	172	Saratoga, Calif./ Harker School
38*	Ra'Chard Pippens	Jr.	CB	6-2	202	McDonough, Ga./ Ola
39	Kelsey Young	Jr.	WR/RB	5-10	195	Norco, Calif./ Norco
40	Joe Hemschoot	Sr.	ILB	6-1	225	Lakewood, Colo./ Lakewood
41	Chandler Dorrell	Fr.	DB	6-0	190	Houston, Texas/ St. Thomas Aquinas (Fla.)
42	Pat McFadden	Fr.	RB	5-10	195	Sunfish Lake, Minn./ St. Thomas Acad.
43	Blake Lueders	Sr.	OLB	6-5	260	Zionsville, Ind./ Zionsville Community
44	John Flacco	Sr.	FS	6-2	200	Audubon, N.J./ Audubon
44*	Kevin Palma	Fr.	ILB	6-2	259	Pixley, Calif./ Mission Oak
45	Calvin Chandler	Fr.	SS	6-2	215	Lakewood, Wash./ Bellarmine
46	Ryan Gaertner	Fr.	RB	5-10	175	Atherton, Calif./ Sacred Heart Prep
47	Alex Robinson	Fr.	P	6-0	200	College Park, Ga./ Woodward Acad.
48	Kevin Anderson	Jr.	OLB	6-4	244	Palo Alto, Calif./ Palo Alto
49	Ben Gardner	5th	DE	6-4	277	Mequon, Wis./ Homestead
50	Cole Underwood	Sr.	OG	6-4	304	Denton, Texas/ John H. Guyer
51	Joshua Garnett	So.	OG	6-5	316	Puyallup, Wash./ Puyallup
52	Graham Shuler	So.	C	6-4	282	Franklin, Tenn./ Brentwood Acad.
53	Torsten Rotto	Jr.	OLB	6-2	235	Woodbury, Minn./ Woodbury
54	David Yankey	Sr.	OG	6-5	313	Roswell, Ga./ Centennial



No.	Name	Year	Position	Height	Weight	Hometown/ High School
55	Nate Lohn	So.	DT	6-3	272	Kansas City, Mo./ Staley
57	Johnny Caspers	So.	OG	6-4	301	Glen Ellyn, Ill./ Glenbard West
58	David Parry	Sr.	DT	6-2	303	Marion, Iowa/ Linn-Mar
59	Craig Jones	So.	ILB	6-0	220	Modesto, Calif./ Central Catholic
60	Brian Moran	Jr.	OT/G	6-7	293	Menlo Park, Calif./ Sacred Heart Prep
61	Conor McFadden	Sr.	C	6-3	289	Sunfish Lake, Minn./ St. Thomas Acad.
62	Austin Tubbs	Jr.	LS	6-0	223	San Clemente, Calif./ San Clemente
63	Kevin Reihner	Jr.	C/OG	6-4	295	Scranton, Pa./ Scranton Prep
64	David Bright	Fr.	OT/G	6-5	293	Yorba Linda, Calif./ Mater Dei
65	Khalil Wilkes	5th	C	6-3	286	Teaneck, N.J./ St. Peter's Prep
66	Nick Davidson	So.	OT	6-7	289	Eden Prairie, Minn./ Eden Prairie
67	Sam Shober	So.	OLB	6-3	226	Monroe, Wash./ Archbishop Murphy
67*	Reed Miller	So.	LS	6-2	225	Encinitas, Calif./ Santa Fe Christian
68	Sam Yules	So.	ILB	6-2	229	Dartmouth, Mass./ Moses Brown (R.I.)
69	Jim Grace	Fr.	C	6-3	255	Austin, Texas/ Regents
70	Andrus Peat	So.	OT	6-7	312	Chandler, Ariz./ Corona del Sol
72	J.B. Salem	DE	DE	6-4	266	Newport Beach, Calif./ Newport Beach
73	Cameron Fleming	Sr.	OT	6-6	318	Houston, Texas/ Cypress Creek
74	Brendon Austin	Jr.	OT	6-6	304	Parker, Colo./ Chaparral
75	Dillon Bonnell	Sr.	OG	6-4	281	Highlands Ranch, Colo./ ThunderRidge
75*	Jordan Watkins	So.	DE	6-5	275	Decatur, Ga./ Woodward Acad.
76	Kevin Danser	5th	OG/C	6-6	296	Saratoga, Calif./ Bellarmine Prep
77	Lucas Hinds	Fr.	OT	6-4	290	Hyde Park, Mass./ Dexter
78	Kyle Murphy	So.	OT	6-7	295	San Clemente, Calif./ San Clemente
79	Thomas Oser	Fr.	OG/C	6-5	302	Los Angeles, Calif./ Harvard-Westlake
79*	Alex Yazdi	Jr.	DE	6-1	261	Cave Creek, Ariz./ Cactus Shadows
80	Eric Cotton	Fr.	TE	6-6	242	Nampa, Idaho/ Columbia
81	Conner Crane	So.	WR	6-4	198	Lantana, Texas/ John H. Guyer
82	Alex Frkovic	So.	TE	6-5	244	London, Ontario/ A.B. Lucas Secondary
82*	Chris Harrell	So.	TE	6-4	238	Missouri City, Texas/ Elkins
83	Davis Dudchock	Sr.	TE	6-4	242	Birmingham, Ala./ Oak Mountain
84	Austin Hooper	Fr.	TE	6-4	254	San Ramon, Calif./ De La Salle
85	Ryan Hewitt	5th	FB	6-4	246	Denver, Colo./ J.H. Mullen
87	Jordan Pratt	Jr.	WR	6-3	213	Monmouth, Ore./ Central
88	Greg Taboada	Fr.	TE	6-5	231	Atlanta, Ga./ Marist
89	Devon Cajuste	Jr.	WR	6-4	228	Seaford, N.Y./ Holy Cross
90	Josh Mauro	5th	DE	6-6	282	Hurst, Texas/ L.D. Bell
91	Henry Anderson	Sr.	DE	6-6	295	Atlanta, Ga./ Woodward Acad.
92	Charlie Hopkins	Jr.	TE	6-6	262	Spokane, Wash./ Gonzaga Prep
93	Trent Murphy	5th	OLB	6-6	261	Phoenix, Ariz./ Brophy College Prep
94	Ikenna Nwafor	So.	DT	6-6	300	Irving, Texas/ Cistercian Prep
95	Lance Callihan	Jr.	DT	6-3	296	Baton Rouge, La./ Catholic
96	Eddie Plantaric	Sr.	TE	6-5	248	Orangevale, Calif./ Del Campo
97	Anthony Hayes	Jr.	DE/DT	6-3	293	Brooklyn Park, Minn./ St. Thomas
99	Luke Kaumatule	So.	TE	6-7	267	Honolulu, Hawaii/ Punahou School

\* - Duplicate number (listed second in numerical order)

NO	NAME	POS
22	Kyle Olugbode.....	SS
79	Thomas Oser.....	OG/C
4	Francis Owusu.....	WR
44	Kevin Palma.....	ILB
58	David Parry.....	DT
70	Andrus Peat.....	OT
38	Ra'Chard Pippens.....	CB
96	Eddie Plantaric.....	TE
87	Jordan Pratt.....	WR
3	Michael Rector.....	WR
63	Kevin Reihner.....	C
29	Ed Reynolds.....	FS
14	Ben Rhyne.....	SS
8	Jordan Richards.....	P
47	Alex Robinson.....	P
53	Torsten Rotto.....	OLB
72	J.B. Salem.....	DE
26	Barry Sanders.....	RB
30	Ricky Seale.....	RB
7	Aziz Shittu.....	DE
67	Sam Shober.....	OLB
52	Graham Shuler.....	C
24	Patrick Skov.....	FB
11	Shayne Skov.....	ILB
13	Rollins Stallworth.....	WR
88	Greg Taboada.....	TE
17	A.J. Tarpley.....	ILB
6	Taijuan Thomas.....	CB
18	Jeff Trojan.....	WR
62	Austin Tubbs.....	LS
33	Mike Tyler.....	OLB
34	Conrad Ukropina.....	P/K
50	Cole Underwood.....	OG
9	James Vaughters.....	OLB
36	Lee Ward.....	FB
75	Jordan Watkins.....	DE
9	Kodi Whitfield.....	WR
32	Anthony Wilkerson.....	RB
65	Khalil Wilkes.....	C
19	Jordan Williamson.....	K
22	Remound Wright.....	RB
54	David Yankey.....	OG
79	Alex Yazdi.....	DE
39	Kelsey Young.....	WR/RB
68	Sam Yules.....	ILB

**Pronunciation**

15	Usua Amanam.....	OOOSE-wah uh-man-um
75	Dillon Bonnell.....	BUN-ell
89	Devon Cajuste.....	DEV-un kuh-JOOST
5*	Devon Carrington.....	DEV-un
5	Evan Crower.....	same 'crow' as crowd
76	Kevin Danser.....	dancer
3	Noor Davis.....	nor
83	Davis Dudchock.....	DOO-chock
44	John Flacco.....	FLACK-oh
82	Alex Frkovic.....	furk-oh-vick
37	Chris Gaertner.....	gert-nur
46	Ryan Gaertner.....	gert-nur
82	Chris Harrell.....	hair-UHL
40	Joe Hemschoot.....	HEM-scott
85	Ryan Hewitt.....	HUE-it
10	Zach Hoffpauir.....	hoff-power

14	Dontonio Jordan.....	dawn-tone-ee-oh
34	Peter Kalambayi.....	CAL-am-BYE
99	Luke Kaumatule.....	comma-TOO-lay
35	Jarek Lancaster.....	JAIR-ikk LAN-cast-uhr
55	Nate Lohn.....	lone
43	Blake Lueders.....	lewders
90	Josh Mauro.....	MORE-owe
60	Brian Moran.....	MORE-ann
20	Keanu Nelson.....	key-awn-ewe
94	Ikenna Nwafor.....	eh-kenna wah-fur
22	Kyle Olugbode.....	oh-lou-BOW-day
84	Thomas Oser.....	OH-sur
4	Francis Owusu.....	OH-woo-sue
70	Andrus Peat.....	ANN-druss pete
38	Ra'Chard Pippens.....	ruh-shard
96	Eddie Plantaric.....	plan-TEAR-ick

63	Kevin Reihner.....	REE-nur
14	Ben Rhyne.....	rhine
53	Torsten Rotto.....	tore-stin ROT-oh
72	J.B. Salem.....	say-lum
30	Ricky Seale.....	seal
7	Aziz Shittu.....	uh-ZEEZ SHITT-too
24	Patrick Skov.....	skove
11	Shayne Skov.....	shane skove
88	Greg Taboada.....	Tab-OH-duh
34	Conrad Ukropina.....	you-CROW-pee-nuh
9	James Vaughters.....	VAW-tuhrs
65	Khalil Wilkes.....	kuh-LEEL willks
22	Remound Wright.....	ruh-mond
54	David Yankey.....	yankee

### Geographical Breakdown

#### Alabama

**Player** ..... **Hometown** ..... **High School**  
 Davis Dudchock ..... Birmingham ..... Oak Mountain

#### Arizona

**Player** ..... **Hometown** ..... **High School**  
 Devon Carrington ..... Chandler ..... Hamilton  
 Zach Hoffpauir ..... Glendale ..... Centennial  
 Blake Martinez ..... Tucson ..... Canyon del Oro  
 Trent Murphy ..... Phoenix ..... Brophy College Prep  
 Keanu Nelson ..... Tucson ..... Sabino  
 Andrus Peat ..... Chandler ..... Corona del Sol  
 Alex Yazdi ..... Cave Creek ..... Cactus Shadows

#### California

**Player** ..... **Hometown** ..... **High School**  
 Usua Amanam ..... Fremont ..... Bellarmine Prep  
 Kevin Anderson ..... Palo Alto ..... Palo Alto  
 David Bright ..... Yorba Linda ..... Mater Dei  
 Evan Crower ..... San Diego ..... St. Augustine  
 Jackson Cummings ..... Rocklin ..... Rocklin  
 Kevin Danser ..... Saratoga ..... Bellarmine Prep  
 Chris Gaertner ..... Atherton ..... Sacred Heart Prep  
 Ryan Gaertner ..... Atherton ..... Sacred Heart Prep  
 Austin Hooper ..... San Ramon ..... De La Salle  
 Craig Jones ..... Modesto ..... Central Catholic  
 Gautum Krishnamurthi ..... Saratoga ..... Harker School  
 Reed Miller ..... Encinitas ..... Santa Fe Christian  
 Brian Moran ..... Menlo Park ..... Sacred Heart Prep  
 Kyle Murphy ..... San Clemente ..... San Clemente  
 Kyle Olugbode ..... San Jose ..... Bellarmine Prep  
 Thomas Oser ..... Los Angeles ..... Harvard-Westlake  
 Francis Owusu ..... Oxnard ..... Oaks Christian  
 Kevin Palma ..... Pixley ..... Misson Oak  
 Eddie Plantaric ..... Orangevale ..... Del Campo  
 Jordan Richards ..... Folsom ..... Folsom  
 J.B. Salem ..... Newport Beach ..... Newport Beach  
 Ricky Seale ..... Escondido ..... Escondido  
 Aziz Shittu ..... Atwater ..... Buhach Colony  
 Jeff Trojan ..... Huntington Beach ..... Edison  
 Austin Tubbs ..... San Clemente ..... San Clemente  
 Conrad Ukropina ..... Pasadena ..... Loyola  
 Kodi Whitfield ..... Los Angeles ..... Loyola  
 Anthony Wilkerson ..... Foothill Ranch ..... Tustin  
 Kelsey Young ..... Norco ..... Norco

#### Colorado

**Player** ..... **Hometown** ..... **High School**  
 Brendon Austin ..... Parker ..... Chaparral  
 Dillon Bonnell ..... Highlands Ranch ..... ThunderRidge  
 Joe Hemschoot ..... Lakewood ..... Lakewood  
 Ryan Hewitt ..... Denver ..... J.H. Mullen

#### Florida

**Player** ..... **Hometown** ..... **High School**  
 Noor Davis ..... Leesburg ..... Leesburg  
 Wayne Lyons ..... Ft. Lauderdale ..... Dillard  
 Ed Reynolds ..... Orange Park ..... Woodberry Forest (Va.)

#### Georgia

**Player** ..... **Hometown** ..... **High School**  
 Henry Anderson ..... Atlanta ..... Woodward Acad.  
 Ronnie Harris ..... Atlanta ..... Westlake  
 Ra'Chard Pippins ..... McDonough ..... Ola  
 Alex Robinson ..... College Park ..... Woodward Acad.  
 Greg Taboada ..... Atlanta ..... Marist  
 James Vaughters ..... Stone Mountain ..... Tucker

Jordan Watkins ..... Decatur ..... Woodward Acad.  
 David Yankey ..... Roswell ..... Centennial

#### Hawai'i

**Player** ..... **Hometown** ..... **High School**  
 Luke Kaumatule ..... Honolulu ..... Punahou

#### Idaho

**Player** ..... **Hometown** ..... **High School**  
 Eric Cotton ..... Nampa ..... Columbia

#### Illinois

**Player** ..... **Hometown** ..... **High School**  
 Johnny Caspers ..... Glen Ellyn ..... Glenbard West

#### Indiana

**Player** ..... **Hometown** ..... **High School**  
 Blake Lueders ..... Zionsville ..... Zionsville Community  
 Remound Wright ..... Fort Wayne ..... Bishop Dwenger

#### Iowa

**Player** ..... **Hometown** ..... **High School**  
 David Parry ..... Marion ..... Linn-Mar

#### Louisiana

**Player** ..... **Hometown** ..... **High School**  
 Lance Callihan ..... Baton Rouge ..... Catholic  
 Taijuan Thomas ..... Monroe ..... Ouachita Parish

#### Massachusetts

**Player** ..... **Hometown** ..... **High School**  
 Lucas Hinds ..... Hyde Park ..... Dexter  
 Sam Yules ..... Dartmouth ..... Moses Brown

#### Minnesota

**Player** ..... **Hometown** ..... **High School**  
 Nick Davidson ..... Eden Prairie ..... Eden Prairie  
 Anthony Hayes ..... Brooklyn Park ..... St. Thomas Acad.  
 Conor McFadden ..... Sunfish Lake ..... St. Thomas Acad.  
 Pat McFadden ..... Sunfish Lake ..... St. Thomas Acad.  
 Torsten Rotto ..... Woodbury ..... Woodbury  
 A.J. Tarpley ..... Plymouth ..... Wayzata

#### Missouri

**Player** ..... **Hometown** ..... **High School**  
 Nate Lohn ..... Kansas City ..... Staley  
 Lee Ward ..... Chesterfield ..... Parkway Central

#### Nevada

**Player** ..... **Hometown** ..... **High School**  
 Rollins Stallworth ..... Reno ..... Robert McQueen

#### New Jersey

**Player** ..... **Hometown** ..... **High School**  
 John Flacco ..... Audubon ..... Audubon  
 Khalil Wilkes ..... Teaneck ..... St. Peter's Prep

#### New York

**Player** ..... **Hometown** ..... **High School**  
 Devon Cajuste ..... Seaford ..... Holy Cross

#### North Carolina

**Player** ..... **Hometown** ..... **High School**  
 Peter Kalambayi ..... Matthews ..... Butler  
 Ben Rhyne ..... Charlotte ..... Charlotte Country Day

#### Ohio

**Player** ..... **Hometown** ..... **High School**  
 Mike Tyler ..... Brecksville ..... Brecksville-Broadview Hts.

#### Oklahoma

**Player** ..... **Hometown** ..... **High School**  
 Barry Sanders ..... Oklahoma City ..... Heritage Hall

#### Oregon

**Player** ..... **Hometown** ..... **High School**  
 Jordan Pratt ..... Monmouth ..... Central

#### Pennsylvania

**Player** ..... **Hometown** ..... **High School**  
 Kevin Reihner ..... Scranton ..... Scranton Prep

#### South Carolina

**Player** ..... **Hometown** ..... **High School**  
 David Olson ..... Columbia ..... Irmo

#### Tennessee

**Player** ..... **Hometown** ..... **High School**  
 Graham Shuler ..... Franklin ..... Brentwood Acad.

#### Texas

**Player** ..... **Hometown** ..... **High School**  
 Barry Browning ..... Everman ..... Everman  
 Conner Crane ..... Lantana ..... John H. Guyer  
 Chandler Dorrell ..... Houston ..... St. Thomas Aquinas (Fla.)  
 Cameron Fleming ..... Houston ..... Cypress Creek  
 Jim Grace ..... Austin ..... Regents  
 Chris Harrell ..... Missouri City ..... Elkins  
 Dontonio Jordan ..... Hickory Creek ..... Lake Dallas  
 Jarek Lancaster ..... Helotes ..... Sandra Day O'Connor  
 Josh Mauro ..... Hurst ..... L.D. Bell  
 Ty Montgomery ..... Dallas ..... St. Marks School  
 Ikenna Nwafor ..... Irving ..... Cistercian Prep  
 Cole Underwood ..... Denton ..... John H. Guyer  
 Jordan Williamson ..... Austin ..... Westwood

#### Utah

**Player** ..... **Hometown** ..... **High School**  
 Dallas Lloyd ..... Pleasant Grove ..... Pleasant Grove

#### Virginia

**Player** ..... **Hometown** ..... **High School**  
 Ryan Burns ..... Leesburg ..... Stone Bridge  
 Alex Carter ..... Ashburn ..... Briar Woods  
 Kevin Hogan ..... McLean ..... Gonzaga College (D.C.)

#### Washington

**Player** ..... **Hometown** ..... **High School**  
 Calvin Chandler ..... Lakewood ..... Bellarmine  
 Joshua Garnett ..... Puyallup ..... Puyallup  
 Charlie Hopkins ..... Spokane ..... Gonzaga Prep  
 Michael Rector ..... Gig Harbor ..... Bellarmine Prep  
 Sam Shober ..... Monroe ..... Archbishop Murphy

#### Wisconsin

**Player** ..... **Hometown** ..... **High School**  
 Ben Gardner ..... Mequon ..... Homestead

#### International

**Player** ..... **Hometown** ..... **High School**  
 Alex Frkovic ..... London, Ontario ..... A.B. Lucas Secondary  
 Patrick Skov ..... Guadalajara, Mexico ..... The Lawrenceville  
 ..... School (N.J.)  
 Shayne Skov ..... Guadalajara, Mexico ..... Trinity-Pawling (N.Y.)



**I AM STANFORD**



# STANFORD UNIVERSITY

---

Located between San Francisco and San Jose in the heart of Silicon Valley, Stanford University is recognized as one of the world's leading research and teaching institutions.

Leland and Jane Stanford founded the University to "promote the public welfare by exercising an influence on behalf of humanity and civilization." Stanford opened its doors in 1891. More than a century later, it remains dedicated to finding solutions to the great challenges of the day and to prepare students for leadership in today's complex world.


# STANFORD'S CURRENT COMMUNITY OF SCHOLARS INCLUDES

- 19 Nobel laureates
- 4 Pulitzer Prize winners
- 24 MacArthur Fellows
- 18 recipients of the National Medal of Science
- 2 National Medal of Technology recipients
- 268 members of the American Academy of Arts and Sciences
- 152 members of the National Academy of Sciences
- 95 National Academy of Engineering members
- 66 members of the Institute of Medicine
- 31 members of the National Academy of Education
- 52 American Philosophical Society members
- 7 Wolf Foundation Prize winners
- 6 winners of the Koret Foundation Prize
- 3 Presidential Medal of Freedom winners



IRIS & B. GERALD CANTOR  
CENTER for VISUAL ARTS  
STANFORD UNIVERSITY





## STANFORD FOOTBALL HISTORY

**24** Bowl Appearances • **13** Rose Bowl Appearances • **11** Bowl Championships  
**4** BCS Appearances • **14** Conference Championships • **8** Pac-12 Players of the Year  
**61** First Team All-Americans • **24** College Football Hall of Fame Members • **4** NFL Hall of Famers  
**1** Heisman Trophy Winner • **1** Walter Camp Football Foundation Player of the Year  
**1** Biletnikoff Award Winner • **1** Doak Walker Award Winner • **1** Paul Hornung Award Winner  
**2** Morris Trophy Winners • **2** Maxwell Award Winners • **2** National Coaches of the Year  
**13** Pop Warner Trophy Winners



THE STANFORD AXE  
 FORGED IN THE  
 CAPTIVITY OF CALIFORNIA APRIL 14, 1854  
 RECEIVED BY STANFORD 1891  
 T. B. AWARDED ANNUALLY TO THE WINNER OF THE "BIG GAME"

**86th Rosa Bowl Game**

Intercollegiate Football  
 Saturday, January 1, 2000  
 Total Price (regardless of activities)  
 \$110.00  
 Admission \$28.55  
 Tax \$1.05

STADIUM	ROW	SEAT	INTERGATE
9	40	117	D

**Rose Bowl**

Intercollegiate Football  
 Saturday, January 1, 2000  
 Total Price (regardless of activities)  
 \$110.00  
 Admission \$28.55  
 Tax \$1.05

STADIUM	ROW	SEAT	INTERGATE
9	40	118	D

**Rose Bowl**

Intercollegiate Football  
 Saturday, January 1, 2000  
 Total Price (regardless of activities)  
 \$110.00  
 Admission \$28.55  
 Tax \$1.05

STADIUM	ROW	SEAT	INTERGATE
9	40	115	D

**Rose Bowl**

Intercollegiate Football  
 Saturday, January 1, 2000  
 Total Price (regardless of activities)  
 \$110.00  
 Admission \$28.55  
 Tax \$1.05

STADIUM	ROW	SEAT	INTERGATE
9	40	116	D



Steve Stenstrom

Trent Edwards

Todd Husak

John Elway

Andrew Luck

John Paye

# TRADITION OF QUARTERBACK EXCELLENCE

Beginning with Frankie Albert, who earned All-America honors in 1940 and '41, and continuing with the likes of Bobby Garrett, John Brodie, Jim Plunkett, Mike Boryla, Guy Benjamin, John Elway, John Paye, Steve Stenstrom, Todd Husak, Trent Edwards and Andrew Luck, Stanford has enjoyed a long tradition of excellence at the quarterback position for eight decades.

Plunkett won the 1970 Heisman Trophy and finished his career with a school and NCAA record 7,887 yards in total offense. After engineering Stanford's 27-17 upset victory over Ohio State in the 1971 Rose Bowl, Plunkett was the No. 1 pick in the 1971 NFL Draft while by the New England Patriots.

Luck presided over the three most prolific offenses in school history from 2009-11, leading the Cardinal to three straight bowl appearances and a top-10 ranking.

Four former Stanford quarterbacks – Garrett, Plunkett, Elway and Luck – were No. 1 picks in the NFL Draft while Brodie was a first round draft pick by the San Francisco 49ers in 1956.

Four Stanford quarterbacks – Plunkett (XV, XVIII), Elway (XXI, XXI, XXIV, XXXII, XXXIII), Turk Schonert (XVI, XXII) and Guy Benjamin (XVI) have combined to play in 10 Super Bowls, winning five rings and earning two Super Bowl MVP awards.

Stanford quarterbacks have also left an indelible mark in the evolution of the game. Albert was part of Clark Shaughnessy's T-formation scheme that revolutionized college football in the early 1940's. Under Albert's direction, Stanford was recognized as national champions by several polls following its undefeated season in 1940, which culminated with a 21-3 victory over Nebraska in the Rose Bowl.



# Stanford Quarterbacks in the NFL

Frankie Albert	1st	San Francisco 49ers (1946-52)
Guy Benjamin	2nd	Miami Dolphins (1978-79), New Orleans Saints (1980), San Francisco 49ers (1981-84)
Mike Boryla	4th	Philadelphia Eagles (1974-76), Tampa Bay Buccaneers (1978)
John Brodie	1st	San Francisco 49ers (1957-73)
Steve Dils	4th	Minnesota Vikings (1979-83), Los Angeles Rams (1984-87), Atlanta Falcons (1988), Los Angeles Rams (1989)
Trent Edwards	3rd	Buffalo Bills (2007)
John Elway	1st	Denver Broncos (1983-98)
Randy Fasani	5th	Carolina Panthers (2002)
Bob Garrett	1st	Green Bay Packers (1954)
Todd Husak	6th	Washington Redskins (2000), Denver Broncos (2001), New York Jets (2002-03), Cleveland Browns (2004)
Chad Hutchinson		Dallas Cowboys (2002-03), Chicago Bears (2004)
Chris Lewis		Arizona Cardinals (2004)
Dave Lewis	5th	Cincinnati Bengals (1970-73)
Andrew Luck	1st	Indianapolis Colts (2012-present)
Dick Norman	5th	Chicago Bears (1961)
John Paye	10th	San Francisco 49ers (1987-88)
Hampton Pool	7th	Chicago Bears (1940-43)
Jim Plunkett	1st	New England Patriots (1971-75), San Francisco 49ers (1976-77), Oakland Raiders (1978-81), Los Angeles Raiders (1982-86)
Turk Schonert	9th	Cincinnati Bengals (1980-85; 87-89), Atlanta Falcons (1986)
Steve Stenstrom	4th	Chicago Bears (1995-98), San Francisco 49ers (1999)

Frankie Albert

John Brodie

## Stanford's Super Bowl Quarterbacks

Guy Benjamin, San Francisco 49ers (XVI)  
 John Elway, Denver Broncos (XXI, XXII, XXIV, XXXII, XXXIII)  
 Jim Plunkett, Oakland Raiders (XV, XVIII)  
 Turk Schonert, Cincinnati Bengals (XVI, XXII)

## Super Bowl MVPs

John Elway (XXXIII)  
 Jim Plunkett (XV)

Bob Garrett

Guy Benjamin

Chad Hutchinson

Jim Plunkett

Steve Dils

## Heisman Trophy Winner

Jim Plunkett (1970)

## First Team All-Americans

Frankie Albert (1940, '41)  
 Guy Benjamin (1977)  
 Mike Boryla (1973)  
 John Brodie (1956)  
 John Elway (1980, '82)  
 Bob Garrett (1953)  
 Andrew Luck (2011)  
 Jim Plunkett (1970)



John Elway  
Two-Time All-American

Coby Fleener

Zach Ertz

Ernie Nevers

Pat Donovan  
Two-Time  
All-American

Dave Wyman

Bob Whitfield  
Two-Time All-American

Paul Wiggin  
Two-Time All-American

Andrew Luck

Chase Thomas

David DeCastro

Jonathan Martin

Ken Margerum  
Two-Time All-American

Bobby Grayson  
Two-Time  
All-American

David Yankey

Toby Gerhart

Tank Williams

Eric Heitmann

Owen Marecic

Troy Walters

Jim Plunkett


Bill Corbus  
Two-Time All-American

Frankie Albert  
Two-Time All-American

# STANFORD'S ALL-AMERICA TRADITION

Beginning with Jim Lawson in 1924 and continuing to Toby Gerhart, Owen Marecic, Chase Beeler, Andrew Luck, David DeCastro, Jonathan Martin, Coby Fleener, Chase Thomas, Zach Ertz and David Yankey of present day – 61 Stanford players have earned first team All-America status over the years.

Nine players – Frankie Albert, Bill Corbus, Pat Donovan, John Elway, Bobby Grayson, Ken Margerum, Monk Moscrip, Bob Whitfield and Paul Wiggin – are included on Stanford's list of two-time All-Americans.



Chase Beeler

Jeff Siemon



John Ralston




Pop Warner



Bill Walsh




Chuck Taylor



Jack Christiansen



Tyrone Willingham



Clark Shaughnessy



Walter Camp



Jim Harbaugh

### Former Stanford Coaches Who Have Become NFL Coaches

Phil Bengston • Brian Billick • Monte Clark • Jack Christiansen • Gunther Cunningham • Rob Dowhower • Jim Fassel • Denny Green • Ray Handley • Jim Harbaugh • Norb Hecker • Jim Mora • Mike Nolan • John Ralston • Rod Rust • George Siefert • Dick Vermeil • Bill Walsh • Mike White • Paul Wiggin • Bob Gambold

### Stanford Assistant Coaches Who Have Become Division I Head Coaches

Steve Axman • Dave Baldwin • Bill Cubit • Jack Harbaugh • Tom Holmoe • Al Lavan • Sonny Lubick • Tony Samuel • Mike Sanford • Terry Shea • Homer Smith • Willie Taggart • Roger Theder • Ron Turner • Fred vonAppen • Bob Waters • Tom Williams

# STANFORD'S COACHING LEGACY





Konrad Reuland

Sione Fua

Jeremy Stewart

T.J. Rushing

Richard Sherman

Bill Walsh

Stepan Taylor

Andrew Luck

John Elway

# STANFORD AND THE NFL

Stanford has had 224 players drafted by professional football teams since 1936, including 18 players who have been selected in the first round. Dating back to 1988, Stanford has had 65 players drafted by NFL teams, including 23 selections in the last seven years.

Over the years, former Stanford players and coaches have been well-represented in the Super Bowl. A total of 32 former Cardinal players have made 57 Super Bowl appearances while 18 former Stanford coaches have been on the sidelines during the Super Bowl, including five in a head coaching capacity in Jim Harbaugh leading San Francisco to Super Bowl XLVII in 2013. Twelve former Stanford players have appeared in multiple Super Bowls, with John Elway leading the way with five Super Bowl showings.

Four members of the Stanford football family — Ernie Nevers, James Lofton, John Elway and Bill Walsh — have been inducted into the NFL's Hall of Fame in Canton, Ohio.

Toby Gerhart

Alex Smith

Jonathan Martin

Greg Camarillo

Thomas Keiser

David DeCastro

Jim Dray

James Lofton

Doug Baldwin

Trent Edwards

Cory Wire

Zach Ertz

Ryan Whalen

Oshiomogho Atogwe

Owen Marecic

John Lynch



# GAME DAY EXPERIENCE

---

## Fun on the Farm

With one of the most beautiful on-campus stadiums in the country, surrounded by groves of ancient eucalyptus and oak trees that have stood watch over a proud football tradition that dates back to 1891 serving as a backdrop, game day at Stanford is full of tradition, color and pageantry.

The Walk, tailgating in Chuck Taylor Grove, the Leland Stanford Junior University Marching Band, the Tree, the Dollies, an enthusiastic student section and proud alumni following are all part of the game day experience at Stanford.



S  
Kim



# ESPN COLLEGE GAMEDAY





*John Lynch*

*John Elway*

*Toby Gerhart*

*Wopamo Osaisai*

*Tyler Gaffney*

*Chad Hutchinson*

*Zach Hoffpauir*

*Toi Cook*

# TWO-SPORT ATHLETES

## Success Beyond Football

Stanford football players have not limited their success to the gridiron, with NCAA and Olympic champions rounding out an impressive list of multi-sport athletes.

Stanford University has a long and storied tradition of two-sport athletes. Throughout the years, several Cardinal football players have not only participated in another sport, but have earned All-American honors, won NCAA championships and set school and national records.

From the early days of the great Ernie Nevers, who played baseball at Stanford and went on to play professionally with the St. Louis Browns, to future NFL Hall of Famer John Elway, who played in the New York Yankees' organization one summer, Stanford football players have been given the opportunity to shine in other sports. Some other great Stanford football players who starred in another sport include Bob Mathias, a two-time Olympic Decathlon Gold Medalist; Mark Marquess, Stanford's head baseball coach since 1977; Darrin Nelson, the Cardinal's all-time leading rusher and a standout in track & field; James Lofton, NCAA champion in the long jump; John Lynch, who was drafted as a pitcher by the Florida Marlins; and Chad Hutchinson, a starting quarterback in the NFL and former Major League Baseball pitcher.





# SEASON PREVIEW



### 2013 Preseason Notes

#### Cardinal Rising

Stanford has compiled a 43-10 (.811) record over the last four seasons, finishing 8-5 in 2009, 12-1 in 2010, 11-2 in 2011 and 12-2 last season.

Stanford is one of just four teams in the nation that has compiled 35 or more wins over the last three seasons, along with Oregon (36), Boise State (35) and Alabama (35). The Cardinal's .875 winning percentage over the last three seasons is tied for third-best among FBS teams during that stretch.

#### Nation's Top Winning Percentages

##### Since 2009

Boise State	49-4	.925
Alabama	49-5	.907
Oregon	46-7	.868
TCU	43-9	.827
<b>Stanford</b>	<b>43-10</b>	<b>.811</b>
LSU	43-10	.811
Oklahoma State	40-12	.769
Ohio State	30-9	.769
Oklahoma	40-13	.755
Northern Illinois	41-14	.745

##### Since 2010

Oregon	36-4	.900
Boise State	35-4	.897
<b>Stanford</b>	<b>35-5</b>	<b>.875</b>
Alabama	35-5	.875
LSU	34-6	.850
Northern Illinois	34-8	.810
Oklahoma	32-8	.800
TCU	31-8	.794
Oklahoma State	31-8	.794
South Carolina	31-9	.775

#### Offensive Personnel

Stanford welcomes back 30 letterwinners, including six starters on offense and four starters on the offensive line.

The line is led by **David Yankey**, a 2012 consensus All-American and Morris Trophy winner. Yankey, a two-time All-Pac-12 selection who moves from left tackle to left guard, is bolstered by **Kevin Danser** and **Cameron Fleming**, both of whom join Yankey on the Outland Trophy watch list. **Khalil Wilkes**, a 12-game starter at left guard last season, moves to center and the line rounds out with 6-7, 312-pound sophomore **Andrus Peat** at left tackle.

Fullback **Ryan Hewitt** (14-129; 1 TD) and quarterback **Kevin Hogan** (109-152-3, 1,096, 9 TDs) are the only other returning starters. Hogan comes with an asterisk after having started just five games, albeit the final five of 2012.

The Cardinal must replace several key contributors from a year ago including **Stepfan Taylor**, the program's all-time leading rusher (4,300 yards), and big targets **Zach Ertz** and **Levine Toilolo**, who combined to lead the nation in tight end productivity with 93 receptions for 1,291 yards and 10 touchdowns. **Anthony Wilkerson** (50-231; 1 TD) and **Tyler Gaffney** (74-449; 7 TDs in 2011) lead a deep and talented group at running back while wide receivers **Ty Montgomery** (26-213), **Kodi Whitfield** (2-13) and **Michael Rector** (DNP) possess breakaway speed. Montgomery was hampered by injury last year and five of the top six pass catchers from a year ago have graduated.

WR/RB **Kelsey Young** is simply called a "football player" by Andrew Luck Director of Offense Mike Bloomgren and will keep defenses off-balance. He averaged 10.6 yards per touch from scrimmage last year and 22.2 yards per kickoff return. The Cardinal has depth here as Montgomery averaged 26.6 yards per kick return with **Remound Wright** averaging 23.0 yards per return in 2012.

#### Defensive Personnel

Stanford returns 27 letterwinners, including eight starters, to a defensive unit that is widely considered the nation's best. It is difficult to point to a specific strength on defense with considerable balance returning.

At linebacker, outside linebacker **Trent Murphy** (56 tackles, 18.0 TFL, 10.0 sacks), is joined by inside backers **Shayne Skov** (81 tackles, 9.0 TFL) and **A.J. Tarpley** (66 tackles, 7.0 TFL) as returning starters. Murphy and Skov have been lauded with numerous preseason All-America and watch list honors. Fifth-year senior **Jarek Lancaster** (36 tackles) provides depth and experience on the inside while **James Vaughters** (26 tackles) and **Blake Lueders** (DNP) vie for the other outside linebacker position.

Equally recognized in the preseason has been defensive end **Ben Gardner** (49 tackles, 1.45 TFL, 7.5 sacks), who is joined by returning end **Henry Anderson** (51 tackles, 13.0 TFL, 5.5 sacks). **David Parry** made three starts a year ago at defensive tackle and **Josh Mauro** was productive with 19 tackles including seven for a loss and five sacks.

The secondary put up huge numbers in 2012 and is highly-regarded again this year. Free safety **Ed Reynolds** had six interceptions for 301 yards (one shy of the NCAA single-season record) and three touchdowns while adding 47 tackles. Strong safety **Jordan Richards** defended 15 passes including three interceptions and **Alex Carter** established himself midway through the season and finished with 46 tackles in eight starts. **Wayne Lyons** (25 tackles, 1 interception) enters preseason as a candidate at cornerback alongside Carter while four-game starter **Usua Amanam** totaled 59 tackles with 10.5 for loss to go with eight passes defended and three fumble recoveries as a nickelback.

#### Special Teams Personnel

**Ben Rhyne** is the most experienced punter on the roster and averaged 41.1 yards per kick last year. Junior **Jordan Williamson** returns to handle the placekicking duties, after converting 17 of 27 attempts a year ago with some memorable makes including an overtime winner at No. 1 Oregon.

#### Stanford Stadium

Stanford is 30-3 in its last 33 home games dating back to the final home contest of the 2007 season, with its only home losses coming against USC (2008), California (2009) and Oregon (2011) during that stretch.

A record number of season tickets were sold this year (33,000) with various plans selling out in mid-July. Mini plans, family plans and young alumni plans all sold out in addition to the 5,000 tickets allotted to the Red Zone student section.

#### Coaching Changes

Offensive line coach **Mike Bloomgren** was elevated to the Andrew Luck Director of Offense in the offseason after **Pep Hamilton** moved to the Indianapolis Colts.

**Mike Sanford** moves from running backs to quarterbacks and wide receivers coach while maintaining his responsibilities as the program's recruiting coordinator.

**Tavita Pritchard** moves from defensive assistant to running backs coach and Morgan Turner takes over full-time with the tight ends after serving for two years as an offensive assistant.

#### Returning Statistical Leaders

Rushing	GP	Att.	Yards	Avg.	TD	Avg/G
Kevin Hogan	10	55	263	4.8	2	26.3
Anthony Wilkerson	11	50	224	4.5	1	20.4
Kelsey Young	14	14	160	11.4	2	11.4

Passing	GP	Comp-Att-Int	TD	Yards
Kevin Hogan	10	109-152-3	9	1,096

Receiving	GP	Rec	Yds	Avg	TD	LG
Ty Montgomery	11	26	213	8.2	0	32
Ryan Hewitt	12	14	129	9.2	1	24
Kelsey Young	14	8	74	9.2	0	24

Defense	UA-A-T	TFL-Yds	Sacks-Yds	Int-Yds	FR	FF
Shayne Skov	43-38-81	9.0-27	2.5-20	0	0	0
Jordan Richards	44-24-68	6.5-33	1.0-10	3-12	0	1
A.J. Tarpley	40-26-66	7.0-22	2.0-11	1-4	1	1
Usua Amanam	35-24-59	10.5-41	4.0-28	1-0	3	0
Trent Murphy	38-18-56	18.0-87	10.0-56	1-40	0	1

## Stanford Players to Watch in 2013

Numerous Stanford players have been featured in this preseason's annual award "watch lists." The majority of these watch lists are adjusted throughout the year and refined in December. Stanford had more players named to the Outland Trophy and Bronko Nagurski Trophy watch lists than any other program.



HOGAN

**Maxwell Award**  
*(Player of the year)*  
**Kevin Hogan**  
**David Yankey**

**Bednarik Award**  
*(Defensive player of the year)*  
**Ben Gardner**  
**Trent Murphy**  
**Shayne Skov**

GARDNER

**Mackey Award**  
*(Most outstanding tight end)*  
**Luke Kaumatule**

**Bronko Nagurski Trophy**  
*(Most outstanding defensive player)*  
**Ben Gardner**  
**Trent Murphy**  
**Shayne Skov**  
**Ed Reynolds**

**Outland Trophy**  
*(Most outstanding interior lineman)*  
**Kevin Danser**  
**Cameron Fleming**  
**David Yankey**

**Jim Thorpe Award**  
*(Best defensive back)*  
**Ed Reynolds**  
**Jordan Richards**

**Butkus Award**  
*(Most outstanding linebacker)*  
**Trent Murphy**  
**Shayne Skov**

**Lombardi Award**  
*(Lineman of the year)*  
**Ben Gardner**  
**Trent Murphy**  
**Shayne Skov**  
**David Yankey**

FLEMING



SKOV

KAUMATULE

RICHARDS

YANKEY

MURPHY

### 2013 Preseason Depth Chart

#### Cardinal Offense

<b>WR</b>	89	Devon Cajuste	6-4	232	Jr.-So.
	3	Michael Rector	6-1	190	So.-Fr.
	-or- 87	Jordan Pratt	6-3	211	Jr.-So.
<b>LT</b>	70	Andrus Peat	6-7	310	So.-So.
	78	Kyle Murphy	6-7	272	So.-So.
<b>LG</b>	54	David Yankey	6-5	311	Sr.-Sr.
	51	Joshua Garnett	6-5	317	So.-So.
	75	Dillon Bonnell	6-4	279	Sr.-Jr.
<b>C</b>	65	Khalil Wilkes	6-3	290	5th-Sr.
	-or- 61	Conor McFadden	6-3	288	Sr.-Jr.
	-or- 76	Kevin Danser	6-6	301	5th-Sr.
<b>RG</b>	76	Kevin Danser	6-6	301	5th-Sr.
	57	Johnny Caspers	6-4	292	So.-Fr.
<b>RT</b>	73	Cameron Fleming	6-6	318	Sr.-Jr.
	78	Kyle Murphy	6-7	272	So.-So.
	-or- 74	Brendon Austin	6-6	304	Jr.-So.
<b>TE</b>	99	Luke Kaumatule	6-7	260	So.-So.
	-or- 83	David Dudchock	6-4	233	Sr.-Jr.
<b>QB</b>	8	Kevin Hogan	6-4	220	Jr.-So.
	5	Evan Crower	6-5	215	Jr.-So.
<b>RB</b>	32	Anthony Wilkerson	6-1	214	Sr.-Sr.
	-or- 25	Tyler Gaffney	6-1	221	Sr.-Sr.
<b>FB</b>	85	Ryan Hewitt	6-4	245	5th-Sr.
	36	Lee Ward	6-1	244	Sr.-Jr.
	-or- 24	Patrick Skov	6-1	240	Jr.-So.
<b>WR</b>	7	Ty Montgomery	6-2	215	Jr.-Jr.
	39	Kelsey Young	5-10	189	Jr.-So.
	9	Kodi Whitfield	6-2	197	So.-So.

#### Cardinal Defense

<b>DE</b>	91	Henry Anderson	6-6	282	Sr.-Jr.
	90	Josh Mauro	6-6	281	5th-Sr.
<b>DT</b>	58	David Parry	6-2	303	Sr.-Jr.
	94	Ikenna Nwafor	6-6	288	So.-Fr.
<b>DE</b>	49	Ben Gardner	6-4	275	5th.-Jr.
	7	Aziz Shittu	6-3	275	So.-So.
<b>OLB</b>	93	Trent Murphy	6-6	261	5th-Sr.
	48	Kevin Anderson	6-4	245	Jr.-So.
<b>ILB</b>	11	Shayne Skov	6-3	244	5th-Sr.
	35	Jarek Lancaster	6-1	232	5th-Sr.
<b>ILB</b>	17	A.J. Tarpley	6-2	237	Sr.-Jr.
	40	Joe Hemschoot	6-1	227	Sr.-Jr.
	-or- 4	Blake Martinez	6-2	238	So.-So.
<b>OLB</b>	43	Blake Lueders	6-5	258	Sr.-Jr.
	-or- 9	James Vaughters	6-2	245	Jr.-Jr.
<b>LC</b>	25	Alex Carter	6-0	204	So.-So.
	31	Barry Browning	6-1	179	Sr.-Sr.
<b>FS</b>	29	Ed Reynolds	6-2	205	Sr.-Jr.
	5	Devon Carrington	6-1	200	Sr.-Sr.
<b>SS</b>	8	Jordan Richards	5-11	208	Jr.-Jr.
	22	Kyle Olugbode	6-1	192	Sr.-Jr.
	10	Zach Hoffpauir	6-0	195	So.-So.
<b>RC</b>	2	Wayne Lyons	6-1	193	Jr.-Jr.
	5	Devon Carrington	6-1	200	Sr.-Sr.
	-or- 15	Usua Amanam	5-10	175	5th-Sr.
<b>NB</b>	15	Usua Amanam	5-10	175	5th-Sr.
	23	Ronnie Harris	5-10	170	Jr.-So.

#### Cardinal Special Teams

<b>PK</b>	19	Jordan Williamson	5-11	191	Sr.-Jr.
	34	Conrad Ukropina	6-1	185	So.-Fr.
<b>P</b>	14	Ben Rhyne	6-2	202	Sr.-Jr.
	-or- 34	Conrad Ukropina	6-1	185	So.-Fr.
<b>LS</b>	67	Reed Miller	6-2	222	So.-So.
	53	Torsten Rotto	6-2	240	Jr.-So.
	-or- 62	Austin Tubbs	6-0	215	Jr.-So.
	-or- 49	Ben Gardner	6-4	275	5th-Sr.

<b>H</b>	14	Ben Rhyne	6-2	202	Sr.-Jr.
<b>KOR</b>	7	Ty Montgomery	6-2	215	Jr.-Jr.
	39	Kelsey Young	5-10	189	Jr.-So.
<b>PR</b>	7	Ty Montgomery	6-2	215	Jr.-Jr.
	-or- 9	Kodi Whitfield	6-2	197	So.-So.
	-or- 20	Keanu Nelson	5-11	179	Sr.-Jr.
	-or- 26	Barry Sanders	5-10	191	So.-Fr.



# COACHES and STAFF



# David Shaw

**Bradford M. Freeman  
Director of Football**

Stanford '94  
Third Season



After serving as Stanford's offensive coordinator for four seasons from 2007-10, David Shaw was appointed the Bradford M. Freeman Director of Football on January 13, 2011, becoming the 34th head coach in Stanford history.

A 1995 Stanford graduate who is the fifth alum to hold the position of head football coach, Shaw signed a long-term contract extension following the 2012 regular season.

Through his second season as the Cardinal head coach, Shaw holds a remarkable 23-4 (.852) career record.

Shaw guided the Cardinal to a 12-2 record in 2012 and its first Pac-12 Championship in 13 years. The campaign culminated with Stanford's first Rose Bowl victory in over 40 years, a 20-14 win over Wisconsin in the 2013 edition of The Granddaddy of Them All.

The Rose Bowl berth marked the third consecutive BCS bowl for Stanford, a feat claimed by just seven other schools. On the heels of the 2012 Fiesta Bowl and 2011 Orange Bowl, the Cardinal has achieved the rare distinction of playing in three different BCS bowls in three straight years.

Shaw is one of four individuals to lead a team to back-to-back BCS bowls in their first two seasons as a college head coach.

Stanford's three straight 11-win seasons are unprecedented in school history, as the Cardinal had never won 11 games prior to 2010 and had reached 10 wins only three times previously (1926, 1942 and 1992). Stanford also has won at least eight games in four consecutive seasons for the first time since head coach Glenn "Pop" Warner did so from 1926-30.

The Cardinal ranked sixth in the final 2012 BCS standings, following back-to-back No. 4 rankings at the end of the 2010 and 2011 seasons.

Shaw was named the 2012 Pac-12 Conference Coach of the Year, becoming the second coach to earn the honor outright in consecutive seasons since the award's inception in 1975.

Under Shaw's leadership, Stanford during the regular season defeated the AP No. 1 (Oregon) and No. 2 (USC) teams in the nation, the first school to do so since 2000. The Cardinal closed its season with five straight wins over as many ranked opponents.

Shaw paved the way to a historic defensive output in 2012, breaking Stanford's single-season sacks record (57) and pacing the Pac-12 in scoring defense (17.21), total defense (336.21), rushing defense (97.0), sacks (4.07) and tackles for loss (9.00). The Cardinal ranked first nationally in sacks, second

## Honors and Awards

- 2012 Pac-12 Conference Coach of the Year
- 2012 Paul "Bear" Bryant Coach of the Year finalist
- 2011 Pac-12 Conference Coach of the Year
- 2011 AFCA Regional Coach of the Year
- 2011 Paul "Bear" Bryant Coach of the Year finalist

## The Shaw File

Year	Program	Position
1995	Western Washington	Outside Linebackers
1996	Western Washington	Tight Ends
1997	Philadelphia Eagles	Quality Control
1998-00	Oakland Raiders	Quality Control
2001	Oakland Raiders	Quarterbacks
2002-04	Baltimore Ravens	Quarterbacks/Wide Receivers
2005	Baltimore Ravens	Wide Receivers
2006	San Diego	Passing Game Coordinator/Wide Receivers
2007-09	Stanford	Offensive Coordinator/Wide Receivers
2010	Stanford	Offensive Coordinator/Running Backs
2011-13	Stanford	Bradford M. Freeman Director of Football

## Season-by-Season Results

Season	Overall	Pac-12	Finish	Postseason	Result
2011	11-2	8-1	T-1st (North)	Fiesta Bowl - vs. Oklahoma State	L, 38-41 • OT
2012	12-2	8-1	T-1st (North)	Pac-12 Championship - vs. UCLA Rose Bowl - vs. Wisconsin	W, 27-24 W, 20-14
<b>Two Seasons</b>	<b>23-4 (.852)</b>	<b>16-2 (.889)</b>	<b>--</b>	<b>2-1 (.667) in postseason, 1-1 (.500) in bowl games</b>	





in tackles for loss, fifth in rushing defense and 11th in scoring defense.

In 2012, Stanford earned the AFCA's Academic Achievement Award after leading the country with a 100 percent Graduation Success Rate for its graduated class that year, becoming the first program ever to win both the award and a BCS bowl game in the same season.

For the fourth straight year, Stanford has had three or more players selected in the NFL Draft when Zach Ertz (second round - Philadelphia), Levine Toilolo (fourth round - Atlanta) and Stepfan Taylor (fifth round - Arizona) signed professional contracts after the 2012 season.

Taylor, a Doak Walker Award semifinalist, set the Stanford record with 4,300 rushing yards as Ertz led Stanford pass catchers and all FBS tight ends in receiving yards (898) and total receptions (69), both school records for a tight end. Ertz was a John Mackey Award finalist and the seventh unanimous All-American in program history.

Stanford was one of five schools to have four or more players selected to the 2012 AP All-America teams, with Ertz earning the honor along with David Yankey (second team), Trent Murphy (third team) and Ed Reynolds (third team). Yankey was a consensus All-American.

Shaw's first season as head coach saw the 2011 Cardinal post an 11-2 record and make its second consecutive BCS appearance, falling to Oklahoma State in the Fiesta Bowl. Stanford won its first nine games of the season to extend its winning streak to 17 before falling to No. 6 Oregon.

Shaw became just the ninth major college head coach in history to post 11 or more wins in his first season, and the first since Chris Peterson (13-0) of Boise State and Bret Bielema (12-1) of Wisconsin accomplished the feat in 2006.

For his efforts, Shaw was named 2011 Pac-12 Coach of the Year, becoming just the third head coach in Stanford history to earn the award, following Bill Walsh (1977) and Tyrone Willingham (1995, 1999). He was also named AFCA Regional Coach of the Year.

The Cardinal was ranked in the top 10 of both major polls for all 16 weeks of the season, peaking at No. 3 in the AP poll and No. 2 in the USA Today Coaches poll on Nov. 6. With a final ranking of No. 7, Stanford concluded a stretch in which it held down a spot in the top 10 of the AP poll for a school-record 22 straight weeks dating back to the 2010 season.

Stanford's 11 victories in 2011 came by an average of 27.4 points, while eight were in wire-to-wire fashion. The Cardinal posted a 3-2 record against ranked teams, defeating No. 22 Washington, No. 20 USC and No. 22 Notre Dame, while falling only to No. 6 Oregon and No. 3 Oklahoma State.

Stanford continued its reputation of fielding one of the most balanced offensive attacks in the nation. Behind 2011 Heisman Trophy finalist Andrew Luck, the Cardinal combined a pinpoint passing attack with one of the Pac-12's top ground games to average 43.2 points a game, which ranked second in the conference and seventh nationally. Stanford's 561 points on the season established a single-season scoring record, breaking the previous mark of 524 set in 2010 by 37 points.

The Cardinal running attack averaged 210.6 yards per game, a figure that ranked second in the Pac-12 Conference and 18th nationally, and its 2,738 yards ranked as the third-best single-season mark in school history.

Stanford's 2011 defense was ranked either first or second in the Pac-12 in six categories, including rushing defense (1st - 84.4), third-down conversion defense (1st - 31.1), scoring defense (2nd - 21.9), total defense (2nd - 337.6), sacks-per-game (2nd - 3.00) and opponent first downs (2nd - 17.5).

Five players - Luck, right guard David DeCastro, left tackle Jonathan Martin, tight end Coby Fleener and outside linebacker Chase Thomas - received All-America honors in 2011.

Luck was named Walter Camp Football Foundation National Player of the Year along with receiving the Maxwell Award as the nation's top player. He finished second in the balloting for the Heisman Trophy and was the Pac-12's Offensive Player of the Year for a second straight season.

DeCastro was a unanimous All-America selection, earning spots on the Walter Camp, AFCA, AP, Football Writers Association of America and Sporting News All-America squads. Martin landed spots on the Walter Camp and AFCA squads, while Fleener and Thomas were named All-Americans by Sporting News.

All said and done, 21 players earned all-conference recognition in 2011, including six players who earned first team honors. Twelve players landed spots on the Pac-12 All-Academic team, including first-team selections Luck and Brent Etiz. Luck was also named the Capital One Academic All-America of the Year by the College Sports Information Directors of America.

Prior to his appointment as head coach, Shaw served as Stanford's offensive coordinator for four seasons, playing an instrumental role in the resurgence of the Stanford program which established school scoring records in 2009 and 2010.



Stanford was the ninth-highest scoring team in the nation in 2010, averaging 40.31 points per contest. The Cardinal scored a school-record 524 points in 13 games, a point total that surpassed the previous record of 461, established by the 2009 team.

During Shaw's tenure as offensive coordinator, the Cardinal scored 40 or more points in 11 games from 2007-10.

Stanford's balanced offense amassed a school-record 6,142 yards during the 2010 season, averaging 213.8 on the ground and 258.7 yards through the air. The Cardinal finished second in the Pac-10 and 17th nationally in rushing average and amassed the second-highest rushing total (2,779 yards) in school history.

In addition, Shaw's play calling in the red zone helped Stanford convert on a national-best 88.6 percent of its scoring opportunities (68.5 percent) inside the 20-yard line.

Shaw tutored five running backs - Taylor, Anthony Wilkerson, Tyler Gaffney, Usua Amanam and Jeremy Stewart - that combined to rush for 2,063 yards in 13 affairs, an average of 158.7 yards per game, offsetting Toby Gerhart's 143.9



yards per game average from the previous season. Taylor's final rushing total of 1,137 yards was the second-highest total in school history, trailing only Gerhart's senior total of 1,871.

Prior to his appointment as offensive coordinator at Stanford, Shaw served as the wide receivers and passing game coordinator at the University of San Diego during the 2006 season, where he helped guide the nation's top Division I-AA offense that paced the Toreros to the Pioneer League championship and NCAA Division I-AA Mid-Major national title.

The Toreros led all NCAA Division I-AA teams in passing offense (293.3 ypg), total offense (494.25) and scoring offense (42.83). Quarterback Josh Johnson was one of four offensive All-Americans on the team and led all NCAA Division I-AA quarterbacks in passing efficiency (169.0 quarterback rating), touchdown passes (34, co-leader), points responsible for (24.33) and total offense (336.7), while throwing for 3,320 yards to also lead the country. Johnson ran for another 721 yards, adding 11 rushing touchdowns and even caught one touchdown pass.

Shaw's coaching resume also includes nine years of NFL experience with the Philadelphia Eagles (1997), Oakland Raiders (1998-2001) and Baltimore Ravens (2002-05).

Shaw's last coaching job in the NFL with Baltimore included a stint as the quarterbacks and wide receivers coach from 2002-04 before working solely with the wide receivers in 2005. His tenure included a 2003 campaign that reaped an AFC North title and a 10-6 regular season record. Derrick Mason set a new franchise record with 86 receptions under Shaw's tutelage in 2005 when he also posted the third-biggest season to date in terms of receiving yards with 1,073. Mark Clayton set a franchise rookie record for receptions in 2005 when he caught 44 balls for 471 yards.

After three seasons of quality control with the Oakland Raiders from 1998-2000, Shaw moved into the role of quarterbacks coach in 2001 as the Raiders won a second straight AFC West title and finished the regular season with a 10-6 mark. Quarterback Rich Gannon made the NFL Pro Bowl for the second straight season and was the game's MVP. Gannon had the third-most prolific campaign of his 16-year pro career during the 2001 regular season, throwing for 3,828 yards on 361-of-549 passing (65.8 pct.).

Shaw began his NFL coaching career as the quality control coach with the Philadelphia Eagles in 1997.



He launched his coaching career at Western Washington, where he coached the outside linebackers in 1995 and the tight ends in 1996.

A four-year letterwinner at Stanford from 1991-94 as a receiver, Shaw was a member of Stanford's 1991 Aloha Bowl team coached by Dennis Green that finished the season with an 8-4 mark and was the third-highest scoring team in school history. He was also on the Cardinal team which went 10-3 and won the 1993 Blockbuster Bowl under the direction of head coach Bill Walsh. Shaw finished his Stanford career with 57 catches for 664 yards and five touchdowns.

He also competed in a varsity track meet and a varsity basketball game while at Stanford before graduating in 1995 with a bachelor's degree in sociology.

Shaw's father, Willie, had two separate coaching stints at Stanford (1974-76, 1989-91) during his 33-year coaching career, which also included time with the Detroit Lions, Kansas City Chiefs, Minnesota Vikings, New Orleans Saints, Oakland Raiders, San Diego Chargers and St. Louis Rams.

Stanford announced in April of 2013 that its defensive coordinator position had been endowed by a generous gift from an anonymous donor, named in honor of Willie Shaw.

Shaw represents the Pac-12 on the AFCA Ethics Committee.

Born in San Diego, Calif., Shaw and his wife Kori are the parents of three children — Keegan, Carter and Gavin.





## Mike Bloomgren

**Andrew Luck  
Director of Offense**

Florida State '99  
Third Season



Mike Bloomgren is in his third season at Stanford and first as the Andrew Luck Director of Offense. Bloomgren serves as the offensive coordinator and offensive line coach.

Bloomgren joined the Cardinal staff as offensive line coach and run game coordinator in 2011 after spending four seasons with the New York Jets, where he served as assistant offensive coordinator (2010), offensive assistant (2009) and offensive quality control coach (2007-08).

Records and recognition have corresponded with Bloomgren's tenure on The Farm. Four of Bloomgren's five starting offensive linemen earned All-Pac-12 honors in 2012, including first-teamer David Yankey. Yankey was the winner of the league's 2012 Morris Trophy, given to most outstanding lineman in the Pac-12, as voted by the league's defensive linemen. The Consensus All-American was Stanford's first winner of the award since 2002, and moved to left tackle after starting 13 games in 2011 at left guard.

The Cardinal offensive line afforded 200-plus yards rushing in six games during the 2012 season, paving the way for record-breaking running back Stepfan Taylor. The Doak Walker Award semifinalist produced the best season of his career (109.29 yards/game) behind the most inexperienced offensive line of his career. Stanford's 37 combined career offensive line starts coming into 2012 ranked 103rd in the FBS.

Bloomgren's work with the offensive line in 2011, which included three first-year starters, played a pivotal role in providing protection for Heisman finalist Andrew Luck to complete over 70 percent of his passes and throw a school-record 37 touchdowns, in addition to compiling the third-highest rushing total in school annals. Stanford's ground game keyed an offense that ranked seventh nationally in scoring average at 43.2 points/game and eighth in total offense at 489.3 yards/game.

Right guard David DeCastro was a unanimous 2011 All-America selection and finalist for the Outland Trophy under Bloomgren's watch,

### Recruiting Areas

California (Orange County), Florida  
(Panhandle, Central and Eastern Coast),  
Southern Georgia

while left tackle Jonathan Martin earned first team Walter Camp Football Foundation and American Football Coaches Association All-America honors. Martin was also a finalist for the Lombardi Award, awarded to the nation's top college lineman or linebacker each year. Additionally, Yankey and Cameron Fleming were all-conference honorable mention selections in their first seasons of collegiate competition.

As run game coordinator, Bloomgren's play calling and schemes aided Stanford's single-game rushing record of 446 yards in 2011 against No. 25 Washington. Two players ran for 100 yards in the 65-21 rout (Stepfan Taylor with 138 yards on 10 carries and Tyler Gaffney with 117 yards on nine carries). Anthony Wilkerson added 93 yards and two touchdowns on 14 carries; all told, six players averaged better than 6.6 yards per carry in the victory.

Entering the 2013 season, Kevin Danser, Fleming and Yankey have all been identified as members of the Outland Trophy Watch List, giving Stanford more selections than any other program. The Outland Trophy is presented annually to the nation's most outstanding interior lineman as determined by the Football Writers Association of America.

Prior to joining the Jets, Bloomgren served as offensive coordinator at Delta State for the 2005 and 2006 seasons.

Bloomgren worked under both Mike Dubose and Dennis Franchione as a graduate assistant at Alabama from 1999-2001, helping the Tide to the 1999 Southeastern Conference championship. Bloomgren launched his coaching career as an undergraduate assistant for Bobby Bowden at Florida State, where the Seminoles captured a pair of ACC titles (1997-98) during his tenure.

A 1999 graduate of Florida State with a bachelor's degree in sports management, Bloomgren earned his master's degree in higher education from Alabama in 2001.

A native of Tallahassee, Fla., Mike and his wife, Lara, have two sons, Tyler and Parker.



## The Bloomgren File

Year	Program	Position
1999-01	Alabama	Graduate Assistant
2002-04	Catawba College	Co-Offensive Coordinator
2005-06	Delta State	Offensive Coordinator
2007-08	New York Jets	Offensive Quality Control
2009	New York Jets	Offensive Assistant
2010	New York Jets	Assistant Offensive Coordinator
2011-12	Stanford	Assistant Coach
2013	Stanford	Andrew Luck Director of Offense



## Derek Mason

**Willie Shaw Director of Defense**

Northern Arizona '92  
Fourth Season



With 2013 marking his fourth season on the Stanford staff, Derek Mason is Stanford's Willie Shaw Director of Defense.

Stanford announced in April of 2013 that its defensive coordinator position had been endowed by a generous gift from an anonymous donor, named in honor of Willie Shaw, the former Cardinal defensive coordinator and father of head coach David Shaw.

The program's associate head coach and defensive coordinator since 2011, Mason works closely with the Cardinal secondary personnel.

Mason led the Cardinal to consecutive top-15 national standings in defensive efficiency with steadfast efforts in 2011 and 2012.

Mason, a 2012 Broyles Award finalist, guided a 2012 Stanford defense that was not only one of the finest in the nation, but also one of the best in school history.

Mason's leadership paved the way to a historic defensive output in 2012, which broke Stanford's single-season sacks record (57) and paced the Pac-12 in scoring defense (17.21), total defense (336.21), rushing defense (97.0), sacks (4.07) and tackles for loss (9.00).

Capped off by a Pac-12 title game victory and Rose Bowl crown, the 2012 Cardinal ranked first nationally in sacks, second in tackles for loss, fifth in rushing defense and 11th in scoring defense.

Over the last six games of 2012, Stanford held opponents scoreless in the fourth quarter and overtime.

Stanford held eight of 13 opponents under 100 yards rushing in 2012, and in a string of three consecutive games, the Cardinal recorded three of its top-10 single-game rushing defense performances in school history: No. 3 at Colorado (minus-21 yards), No. 4 vs. Washington State (minus-18) and t-No.9 at California (three). The Cardinal set a school record by allowing only 76 offensive yards at Colorado.

In 11 of its 14 games, Stanford held its opponent to 20 or fewer points. That included a 14-point effort in the overtime win at top-ranked Oregon, who led the FBS with a 54.8 scoring average.

Mason's defensive backs were pivotal to the historic defense's efforts, including All-America Ed Reynolds and Rose Bowl Defensive MVP Usua Amanam. Reynolds ranked first nationally with 301 interception return yards, one yard short of the NCAA single-season record.

In his first season as associate head coach and co-defensive coordinator, Mason's 2011 defense ranked third nationally in rushing defense (84.38), sixth in third-down defense efficiency (31.10) and 11th in sacks (3.00).

Mason teamed with Jason Tarver to mold Stanford into one of the top defensive units in the Pac-12. The Cardinal ranked either first or second in the conference in six defensive categories, including rushing defense (1st - 84.4), third-down conversion defense (1st - 31.1), scoring defense (2nd - 21.9), total defense (2nd - 337.6), sacks per game (2nd - 3.00) and opponent first downs (2nd - 17.5). Stanford finished third nationally in rushing defense.

Mason's 2010 secondary was one of the great turnaround stories in college football, leading Stanford to the 19th-best interceptions total (18) in the nation and 35th-ranked pass defense (202.0). Three players from that defensive backfield went on to play in the NFL.

Prior to his arrival at Stanford for the 2010 season, Mason served as an assistant defensive backs coach for the Minnesota Vikings from 2007-09, playing a vital role in the team ranking sixth in total defense in 2008 and 2009 as the Vikings won NFC North titles each season.

Mason was introduced to the NFL coaching circles through the Minority Fellowship program in 1996 with the St. Louis Rams and also spent time with the coaching staffs of the New York Giants and Oakland Raiders. He joined the Vikings staff in 2007, where he worked with defensive backs coach Joe Woods.

Prior to joining the Vikings, Mason tutored the wide receivers at Ohio University under head coach Frank Solich and helped the Bobcats improve from 4-7 in 2005 to a 9-5 mark the following season, culminating in an appearance in the GMAC Bowl against Southern Mississippi.

Mason spent the 2004 season as the wide receivers coach at New Mexico State, where he helped the Aggies lead the conference in passing.

During the 2002 campaign, Mason mentored the receivers and assisted with the special teams at Utah. The Utes also featured the NFL Draft's No. 1 overall pick in quarterback Alex Smith and wide receiver Paris Warren, who was selected in the seventh round.

Mason's early stops in his coaching career included assignments at San Diego Mesa College (1994), Weber State (1995-96), Idaho State (1997-98) and Bucknell (1999-2001).

As a player, Mason was a two-year starter and four-year letterwinner at Northern Arizona.

A native of Phoenix, Ariz., Mason attended Camelback High School. Derek and his wife, Leighanne, have two daughters, Makenzie and Sydney.

## The Mason File

Year	Program	Position
1994	San Diego Mesa College	Wide Receivers
1995-96	Weber State	Wide Receivers
1997-98	Idaho State	Running Backs
1999-01	Bucknell	Defensive Backs
2002	Utah	Wide Receivers Special Teams Assistant
2003	Saint Mary's	Co-Defensive Coordinator Assistant Head Coach
2004	New Mexico State	Wide Receivers
2005-06	Ohio	Wide Receivers
2007-09	Minnesota Vikings	Defensive Backs Assistant
2010	Stanford	Assistant Coach
2011-12	Stanford	Associate Head Coach Defensive Coordinator
2013	Stanford	Willie Shaw Director of Defense Associate Head Coach



### Recruiting Areas

California (Long Beach, Los Angeles and Ventura Counties),  
Arizona, Florida (Southern)



## Pete Alamar

### Special Teams Coordinator

Cal Lutheran '83  
Second Season



Now in his second season with the Cardinal, Pete Alamar joined the Stanford staff in 2012 after serving as special teams coordinator and tight ends coach at Fresno State.

A veteran of the Pac-12 Conference, Alamar also served as special teams coordinator/tight ends coach at California for seven seasons (2003-09), and had a six-year stay at Arizona where he worked primarily with special teams.

Alamar has coached on five teams that won at least 10 games — two at Arizona, two at Cal and one at Stanford — and has been a part of 11 bowl teams.

Alamar steered Stanford's 2012 special teams to a trio of top 40 NCAA rankings, including net punting (33rd - 38.49 yards/punt), punt returns (21st - 11.96 yards/return) and kickoff returns (39th - 23.09). Stanford also led the Pac-12 and ranked 10th nationally in kickoff coverage, allowing just 18.2 yards per return.

Alamar's specialists Daniel Zychlinski and Jordan Williamson posted banner years in 2012 with Zychlinski ranking among the nation's best punters at 43.12 yards per punt. Williamson delivered a series of clutch field goals at No. 1 Oregon, against UCLA in the Pac-12 Championship game and against Wisconsin in the Rose Bowl Game.

While at Fresno State, Alamar worked closely with punt returner Devon Wylie, who earned 2011 All-America honors from Yahoo! Sports (third team), Phil Steele (fourth team) and Sports Illustrated (honorable mention). Sophomore Isaiah Burse set NCAA FBS single-season records for most kickoff returns (75), most returns per game (5.8), kickoff return yardage (1,606) and most yards returned per game (123.5).

In 2010, Alamar worked with two-time all-WAC kicker Kevin Goessling, who led the team in scoring with 105 points, making 21-of-26 field goals and 42-of-44 of his PATs. Jalen Saunders and Burse averaged over 20 yards on kick returns during the 2010 season under Alamar.

During his two years at Fresno State, the Bulldogs blocked 18 kicks.

Throughout Alamar's seven seasons at Cal, the Golden Bears special teams were among the most electrifying units in the nation. Alamar coached All-America punt returner DeSean Jackson, who led the nation with an average of 18.2 yards per return and set a pair of Pac-10 records with four touchdown returns in 2006.

Sporting News rated Cal's special teams as the best in the Pac-10 in its 2007 preview issue.

In 2008, Alamar mentored punter Bryan Anger, who was a finalist for the Ray Guy Award after earning first-team freshman All-America honors and second team all-conference accolades.

Alamar earned three letters as an offensive lineman at Western Oregon (1) and Cal Lutheran (2), and played on two national playoff teams, one at each school.

A native of Thousand Oaks, Calif., Alamar earned his bachelor's degree in physical education from Cal Lutheran in 1983.

Pete and his wife, Tina, have three daughters, Alicia, Alexandra and Amanda.

## The Alamar File

Year	Program	Position
1983	Cal Poly	Graduate Assistant
1984	Louisiana-Lafayette	Graduate Assistant
1985-86	Cal Lutheran	Offensive Line
1987-88	Cal Poly	Running Backs
1991-92	James Madison	Tight Ends/ Defensive Assistant
1993	Arizona	Graduate Assistant
1994	Universidad Autonoma de Nuevo Leon	Head Coach
1995	Arizona	Tight Ends
1996	Arizona	Special Teams/Tight Ends
1997	Arizona	Special Teams/Linebackers
1998-99	Arizona	Special Teams/Tight Ends
2000	Eastern Michigan	Offensive Coordinator/Offensive Line
2001-02	Eastern Michigan	Offensive Coordinator/Tight Ends
2003-09	California	Special Teams/Tight Ends
2010-11	Fresno State	Special Teams/Tight Ends
2012-13	Stanford	Special Team Coordinator



### Recruiting Areas

California (Central Coast, Valley, Inland Empire and Riverside County), Louisiana, Nevada, Texas (Houston, Eastern Coast)



## Lance Anderson

### Outside Linebackers

Idaho State '96  
Seventh Season



Lance Anderson is in his seventh season on the Stanford staff and fourth campaign working with the outside linebackers. Anderson previously worked with the defensive tackles from 2007-09.

In addition to his on-field responsibilities, Anderson serves as the program's liaison to the Stanford admissions office.

Anderson's work with Stanford's outside linebackers has helped shape the Cardinal into one of the Pac-12 Conference's top defensive units.

The 2012 defensive unit paved the way to a historic defensive output, breaking Stanford's single-season sacks record (57) and pacing the Pac-12 in scoring defense (17.21), total defense (336.21), rushing defense (97.0), sacks (4.07) and tackles for loss (9.00). The Cardinal went on to win the Pac-12 title and claimed its first Rose Bowl crown in over 40 years.

In 2011, outside linebacker Chase Thomas earned Sporting News All-America honors after leading the conference in tackles-for-loss and ranked second in sacks. Trent Murphy finished among the team's top-10 tackle leaders with 40, including 6.5 sacks among his 10.0 tackles for loss.

Thomas signed with the New Orleans Saints in 2013 as an undrafted free agent.

After his 2010 run on The Farm, Thomas Keiser signed with the Carolina Panthers as an undrafted free agent and finished with 13 tackles — including four sacks — in eight games as a rookie in 2011.

As Stanford's recruiting coordinator from 2007-11, Anderson played an instrumental role in landing four consecutive nationally acclaimed recruiting classes that were ranked in the top-25 by various scouting services.

The 2012 Stanford signing class was ranked fifth nationally by Rivals.com and sixth-best by Scout.com.

Anderson came to Stanford from San Diego in January of 2007 after spending two seasons working with the Toreros under former Stanford head coach Jim Harbaugh.

Anderson was San Diego's recruiting coordinator and coached the defensive line. He was a major contributor to guiding the Toreros to 11-1 records in both 2005 and 2006 and winning back-to-back NCAA Division I-AA Mid-Major national championships.

Prior to joining Harbaugh in San Diego, Anderson had coached at Utah State, Saint Mary's, Bucknell and Idaho State.

Anderson was the outside linebackers coach at Utah State in 2004 and assisted with all special teams for an Aggies' squad that was first in the nation in punt returns, 21st in kickoff returns and 28th in net punting.

Anderson spent the 2003 season in the Bay Area as the co-defensive coordinator and defensive line coach at Saint Mary's. Under his guidance, the Gaels had four defensive players chosen to the I-AA Independent All-Star team, one of whom was selected to play in the East-West Shrine Game. Safety Weston Borba was a first team I-AA All-America selection, linebackers Ray Mike and Heath Villarreal were second team picks, and linebacker Anthony Woodards earned honorable mention recognition.

Anderson worked at Bucknell for four seasons (1999-2002), coaching the defensive line and serving as recruiting coordinator in 2001 and 2002. Anderson was the tight ends coach and assisted with the offensive line in 1999 and 2000. Anderson produced a two-time first team I-AA All-America defensive lineman and five of his pupils received all-league recognition.

Bucknell's defense led the Patriot League in total defense in 2001 and 2002 and finished fifth nationally in total defense in 2001.

In 1999, Anderson coached running backs for one season for the Mobile Admirals of the Regional Football League. The Admirals won the league championship while one of his players led the league in rushing and was named league MVP. Anderson also produced an all-league tight end for Mobile.

A native of Rupert, Idaho, Anderson began his coaching career in 1997 at his alma mater, Idaho State. He spent two seasons with the Bengals (1997-98).

Anderson was a three-sport athlete at Idaho's Minico High School, where he participated in football, baseball and track. After serving a church mission, Anderson was a walk-on at Idaho State where he played linebacker in 1993 and 1994.

Anderson earned a bachelor's degree from Idaho State in 1996.

Lance and his wife, Sherri, reside in Menlo Park with their three children — Aubrey, Jaren and Braden.

## The Anderson File

Year	Program	Position
1997	Idaho State	Running Backs
1998	Idaho State	Tight Ends/Assistant Offensive Line
1999	Mobile Admirals	Running Backs
1999	Bucknell	Tight Ends/Assistant Offensive Line
2001-02	Bucknell	Defensive Line/Recruiting Coordinator
2003	Saint Mary's	Co-Defensive Coordinator Defensive Line
2004	Utah State	Outside Linebackers
2005-06	San Diego	Defensive Line/Recruiting Coordinator
2007-09	Stanford	Defensive Tackles/Recruiting Coordinator
2010-11	Stanford	Outside Linebackers/Recruiting Coordinator
2012-13	Stanford	Outside Linebackers



### Recruiting Areas

California (San Diego and Imperial Counties), Alabama, Georgia (Atlanta and North Georgia), Hawaii, Idaho, Mississippi, South Carolina, Utah



## Randy Hart

### Defensive Line

Ohio State '70  
Fourth Season



One of the most respected coaches in the collegiate ranks, Randy Hart is in his fourth season on the Stanford staff as defensive line coach. The 2013 season marks Hart's 44th as a collegiate coach, with stops at six other schools including Tampa, Iowa State, Purdue, Ohio State, Washington and Notre Dame.

Hart has been a member of 25 bowl teams in his coaching career, including eight Rose Bowl squads. His most recent New Year's Day in Pasadena produced Stanford's 2013 Rose Bowl title.

Hart had a hand in Stanford's NCAA-best and school-record 57 sacks in 2012. The Cardinal led the Pac-12 in scoring defense (17.21), total defense (336.21), rushing defense (97.0), sacks (4.07) and tackles for loss (9.00).

Ben Gardner and Henry Anderson both earned 2012 All-Pac-12 second team honors, each ranking among the top-15 in the conference and top-75 nationally in tackles for loss.

Hart was named the 2012 FootballScoop.com Defensive Line Coach of the Year.

Under Hart's tutelage, the defensive line as played a key role in the turnaround of Stanford's defensive fortunes. In 2011, the Cardinal ranked either first or second in the conference in six defensive categories, including rushing defense (1st - 84.4), third-down conversion defense (1st - 31.1), scoring defense (2nd - 21.9), total defense (2nd - 337.6), sacks/game (2nd - 3.00) and opponent first downs (2nd - 17.5).

During his 21-year tenure as the defensive line coach at Washington, Hart helped guide the Huskies to 12 bowl appearances, including three straight Rose Bowl trips from 1991-93. His 1991 Husky defensive unit allowed only 101 points and 1,191 rushing yards in 11 regular season games en route to winning the school's first national championship.

Hart coached 14 first-team All-Pac-10 Conference players while at Washington, and 11 of his players were selected in the NFL Draft. Hart developed four All-Americans, three winners of the Morris Trophy (awarded to the conference's top lineman) and two players of the year.

One of his prized pupils at Washington was All-America Steve Emtman, who was the recipient of the 1991 Lombardi Award and Outland Trophy. In 2007, Emtman was inducted into the College Football Hall of Fame.

Hart's first full-time coaching job was at the University of Tampa in 1972 under head coach Earle Bruce.

A three-year football letterwinner, Hart was a member of Ohio State's 1969

### The Hart File

Year	Program	Position
1970-71	Ohio State	Graduate Assistant
1972	Tampa	Offensive Line
1973-76	Iowa State	Defensive Line
1977-81	Purdue	Defensive Line
1982-87	Ohio State	Defensive Line
1988-94	Washington	Defensive Line
1995-98	Washington	Assistant Head Coach Defensive Coordinator Defensive Line
1999-2008	Washington	Defensive Line
2009	Notre Dame	Defensive Line
2010-2013	Stanford	Defensive Line



### Recruiting Areas

California (Oakland, Sacramento, Northern), Colorado, Michigan, Ohio, Oregon, Texas (San Angelo, Western), Washington

Rose Bowl and national championship team that finished 10-0. Hart was also a member of the Buckeye wrestling team in 1966.

The native of Cleveland, Ohio, graduated from South High School in Willoughby, Ohio. He earned his bachelor's and master's degrees in education from Ohio State.

Randy and his wife, Linda, have two sons, Jay and John. John was a three-time football letterwinner at Washington and graduated in 2002.



### David Kotulski

#### Inside Linebackers

New Mexico State '74  
Second Season



### The Kotulski File

Year	Program	Position
1978-81	Utah	Defensive Line
1982-89	Utah	Linebackers/Defensive Line
1990-94	Saint Mary's	Defensive Coordinator/Linebackers
1995-2001	Bucknell	Defensive Coordinator/Linebackers
2002	Bucknell	Defensive Coordinator/Interim Head Coach/Linebackers
2003-04	Utah State	Defensive Coordinator/Linebackers
2005	Holy Cross	Defensive Coordinator/Linebackers
2006-11	Lehigh	Defensive Coordinator/Linebackers
2012-13	Stanford	Inside Linebackers

David Kotulski was named Stanford's inside linebackers coach in 2012 after spending the previous six seasons as defensive coordinator and linebackers coach at Lehigh.

Kotulski has also served on coaching staffs at Utah, Utah State, Bucknell, Saint Mary's and Holy Cross during his 35-year career.

Kotulski oversees a Stanford linebacker corps that anchored the Cardinal throughout the 2012 season, breaking Stanford's single-season sacks record (57) and pacing the Pac-12 in scoring defense (17.21), total defense (336.21), rushing defense (97.0), sacks (4.07) and tackles for loss (9.00).

Under Kotulski's direction, Lehigh ranked in the top three in six Patriot League defensive categories in 2011, including total defense (2nd - 315.7), rushing defense (3rd - 102.8), pass efficiency defense (1st - 109.6), interceptions (3rd - 11.2), sacks (1st - 2.62) and opponent third down conversion (1st - 33.3). The Mountain Hawks finished in the top 20 nationally in rushing defense (12th), pass efficiency defense (14th), sacks-per-game (16th) and total defense (19th).

After winning its second straight Patriot League title in 2011, the Mountain Hawks defeated Towson in the second round of the Football Championship Series (FCS) playoffs before falling to eventual national champion North Dakota State in the quarterfinals.

In 2009, Kotulski's defense led the nation in sacks with 39, an average of better than 3.5 per game.

Kotulski spent eight seasons (1995-2002) as the defensive coordinator and linebackers coach at Bucknell, where he also served as the interim head coach for the 2002 season.

Kotulski worked with Stanford associate head coach Derek Mason and outside linebackers coach Lance Anderson at Bucknell. Kotulski and Anderson also worked together at Utah State.

An Illinois native, Kotulski earned a bachelor's degree in physical education in 1974 from New Mexico State, where he lettered as a linebacker and center for the Aggies.

Kotulski's coaching career began at St. Paul High School in Southern California.

Kotulski and his wife, Cissy, are the parents of two children, David and Carey.



#### Recruiting Areas

Connecticut, Delaware, Maryland, Massachusetts, New York, New Jersey, Pennsylvania, Rhode Island



## Tavita Pritchard

### Running Backs

Stanford '09  
First Season



### The Pritchard File

Year	Program	Position
2010	Stanford	Volunteer Assistant
2011-12	Stanford	Defensive Assistant
2013	Stanford	Running Backs

Former Stanford quarterback Tavita Pritchard is in his fourth season on the Cardinal staff and first as an assistant coach.

Pritchard, who for two years served as a defensive assistant and worked closely with Willie Shaw Director of Defense Derek Mason, was elevated to his current role in January of 2013.

"Tavita Pritchard is one of the brightest young coaches I have ever been around," Bradford M. Freeman Director of Football David Shaw said. "He was instrumental to the turnaround of our program when he was our starting quarterback and a team leader. I'm excited to have him back on our offense coaching the running backs."

Pritchard served as a defensive assistant in 2011 and 2012 after serving as a volunteer assistant in 2010.

Behind Pritchard's efforts with Mason, the Cardinal enters 2013 coming off consecutive top-15 national standings in defensive efficiency with steadfast efforts in 2011 and 2012. In 2012, Stanford's defense broke the school's single-season sacks record (57) and led the Pac-12 in scoring defense (17.21), total defense (336.21), rushing defense (97.0), sacks (4.07) and tackles for loss (9.00).

Capped off by a Pac-12 title game victory and Rose Bowl crown, the 2012 Cardinal ranked first nationally in sacks, second in tackles for loss, fifth in rushing defense and 11th in scoring defense.

A four-year letterwinner for the Cardinal from 2006-09, Pritchard appeared in 31 career games and made 20 starts, throwing for 2,865 yards and 15 touchdowns.

Pritchard made his first career start against USC on Oct. 6, 2007, and engineered an epic 24-23 upset of the second-ranked Trojans in the Los Angeles Coliseum. His 10-yard game-winning touchdown pass to Mark Bradford on fourth down with 0:49 left in the game secured his spot in Stanford football lore.


Pritchard started all 12 games as a junior in 2008 and threw for 1,633 yards and 10 touchdowns, helping Stanford to a 5-7 record. He relinquished his starting duties to Andrew Luck in 2009. Pritchard saw action in five games that season, capped off by a start in the Sun Bowl for an injured Luck.

A native of Tacoma, Wash., Pritchard earned a communication degree from Stanford. He resides in Palo Alto.



### Recruiting Areas

California (San Francisco Peninsula and San Jose), Arkansas, Kansas, Missouri, Oklahoma, Texas (Dallas/Ft. Worth, Austin, East Texas)



### Mike Sanford

**Quarterbacks  
Wide Receivers  
Recruiting Coordinator**

Boise State '05  
Third Season



One of the brightest young minds in the game, Mike Sanford is in his third season as an assistant coach on Stanford's staff.

The 2013 campaign marks his first overseeing quarterbacks and wide receivers while continuing his duties as recruiting coordinator.

Sanford was the Cardinal running backs coach for his first two seasons with the program after serving as the quarterbacks coach and passing game coordinator at Western Kentucky in 2010.

Sanford is in his second stint on The Farm, having worked with the Cardinal quarterbacks from 2007-08 as an offensive assistant.

Sanford worked closely with 2012 Doak Walker Award semifinalist Stepfan Taylor, who became Stanford's all-time career rushing leader (4,300 yards) by breaking Darrin Nelson's record which had stood since 1981.

Selected 140th overall in the fifth round of the 2013 NFL Draft by the Arizona Cardinals, Taylor collected 40 career rushing touchdowns (second best in school history) and 45 total touchdowns (first). The 2013 Rose Bowl Offensive MVP was the first Stanford player ever to record three straight 1,000-yard rushing seasons.

Under Sanford's direction, the deep and versatile Cardinal rushing attack ranked 18th nationally in 2011, averaging 210.6 yards per game. Stanford's 2,738 yards were the third highest single-season mark in school history. The Cardinal also set a single-game record for rushing yardage when it rolled up 446 yards against No. 22 Washington.

Sanford's ground game keyed an offense that ranked seventh nationally in scoring average at 43.2 points/game and eighth in total offense at 489.3 yards/game.

While at Western Kentucky, Sanford oversaw an offensive unit that featured running back Bobby Rainey, who finished third nationally in rushing average (137.42) and 11th in all-purpose yardage (156.58).

Prior to joining the staff at Western Kentucky, Sanford worked as the tight ends and fullbacks coach at Yale, where he also served as the program's recruiting coordinator.

A former quarterback at Boise State, Sanford played on four bowl teams during his collegiate career as the Broncos compiled a cumulative 54-9 record during his stay, including an 11-1 record in 2004 which culminated with a Liberty Bowl victory over Louisville.

Following his playing career, Sanford served as a volunteer student assistant on the Bronco coaching staff for spring practice in 2005 before accepting a graduate assistant position at UNLV, where he worked with his father, Mike, then the head coach of the Rebels and former offensive coordinator at Stanford.

Sanford received his bachelor's degree in political science from Boise State in 2005.

Mike and his wife, Anne-Marie, reside on the Stanford campus with their daughter, Peyton.

### The Sanford File

Year	Program	Position
2005-06	UNLV	Graduate Assistant
2007-08	Stanford	Offensive Assistant
2009	Yale	Tight Ends/Fullbacks Recruiting Coordinator
2010	Western Kentucky	Quarterbacks Passing Game Coordinator
2011	Stanford	Running Backs
2012	Stanford	Running Backs/Recruiting Coordinator
2013	Stanford	Quarterbacks/Wide Receivers Recruiting Coordinator



### Recruiting Areas

Texas (Austin, San Antonio, Central Texas), Kentucky, North Carolina, Tennessee, Virginia, Washington, D.C., West Virginia





## Morgan Turner

### Tight Ends

Illinois '09  
First Season



### The Turner File

Year	Program	Position
2009	Indiana State	Quarterbacks
2010	Stanford	Sports Performance Intern
2011-12	Stanford	Offensive Assistant
2013	Stanford	Tight Ends

Morgan Turner is in his first season as a full-time member of the coaching staff in 2013 and his fourth season overall with the program.

In 2011 and 2012, Turner served as an offensive assistant after having served as a sports performance intern during the 2010 season.

Over the last two years, Turner worked closely with the program's run-game and helped define a physical style of play that has separated Stanford from other programs. The program has become especially well-known for its recent production of NFL tight ends with Turner helping to develop recent players Konrad Reuland (N.Y. Jets), Coby Fleener (Indianapolis Colts), Levine Toilolo (Atlanta Falcons) and Zach Ertz (Philadelphia Eagles).

Last year Ertz was a unanimous All-America with first-team honors from the American Football Coaches Association, Associated Press, Sporting News and Walter Camp Football Foundation. Ertz and Toilolo combined to catch 93 passes for 1,291 yards and 10 touchdowns in 2012 as Stanford led all schools nationally in tight end productivity.

Toilolo led Stanford in yards per catch (16.4), while Ertz led the nation's tight ends in receptions and yards.

Prior to his arrival at Stanford, Turner spent the 2009 season as the quarterbacks coach at Indiana State, where he worked under head coach Trent Miles and offensive coordinator Troy Walters, a former Stanford All-America flanker.

During the 2008 season, Turner served as the quarterbacks coach and scout team coordinator for Illinois' Central High School. Turner helped Central to a berth in the Illinois state playoffs.

A 2009 graduate of Illinois, Turner served as a student coach for the Fighting Illini during the 2004 season.

The Champaign, Ill., native earned a bachelor's degree in finance from Illinois.



### Recruiting Areas

Illinois, Iowa, Minnesota, Wisconsin



### Joe Ashfield

#### Offensive Assistant

St. John's (Minn.) '00  
Third Season



### Derek Belch

#### Special Teams Graduate Assistant

Stanford '08  
First Season



Joe Ashfield returns to the Stanford coaching staff in 2013 as an offensive assistant.

Ashfield's duties include assisting with practice coverage, charting plays, statistical analysis and preparing opponent scouting reports for the offensive staff.

Ashfield is in his second stint with the Cardinal after spending the 2005 and 2006 seasons as an offensive assistant.

In 2006, Ashfield was a graduate assistant for the Stanford program, assisting tight ends and the offensive line with game day responsibilities centered on personnel substitutions and charting plays.

Ashfield spent the 2007 season as the quarterbacks and wide receivers coach and recruiting coordinator at Simpson College (Iowa). From 2008-10, Ashfield was the receivers coach at Loras College (Iowa). He was the offensive coordinator and quarterbacks coach at New Mexico Military Institute from 2011-12, directing the nation's third-ranked offensive team at better than 488 yards of offense per game.

Ashfield was a graduate assistant coach in 2004 at Delta State (Miss.), where he coached tight ends and assisted the offensive coordinator with the offensive line. He earned his master's degree in health, physical education and recreation from the school in 2005.

Ashfield graduated magna cum laude in 2000 from St. John's (Minn.) with a bachelor's degree in English and communication arts. He played quarterback for two seasons at St. John's before playing in the German Football League in 2001 for the Schwaebisch Hall Unicorns.

Ashfield coached in New Zealand for three years, where he was the head coach and director of coaching for the North Harbour Pride - a semi-pro team in Auckland - from 2001-04. Ashfield was the head coach of the New Zealand National Team in 2004.

Derek Belch is in his first season as a special teams graduate assistant on Stanford's coaching staff.

Belch, a 2008 Stanford graduate with a bachelor of arts in communication and a master's degree in journalism, rejoins the Stanford community after playing for the Cardinal football team from 2003 to 2007.

After graduating from Stanford, Belch spent three years as a senior consultant at Booz Allen Hamilton where he provided program management in support of the Department of Defense's Space and Naval Warfare Systems Command (SPAWAR) Program Office. He then enrolled in the MBA program at USC's Marshall School of Business, graduating in 2012 before returning to Stanford.

Belch was an All-Academic Pac-12 selection during the 2007 season as a place kicker. He converted all 26 of his extra point attempts in 2007, including the game-winning PAT in Stanford's historic upset of No. 1 ranked USC, and made 15 field goals, including a 50-yarder and a 52-yarder against San Jose State.

Belch's work experience also includes two years at the JB Sports Agency, where he assisted with new business development activities, broadcasting high school football games, and writing and pitching two television shows in Hollywood.

While a member of Stanford's coaching staff, Belch will be enrolled in the Department of Communication's Media Studies graduate program.

He is joined at Stanford by his fiance, Amelia McLaughlin.





## Jarrett Huk

### Defensive Assistant

Idaho State '10  
First Season



Jarrett Huk is in his second season on the Stanford staff and first as a defensive assistant. In 2012, Huk served as a volunteer assistant with the Cardinal program.

Huk's duties include assisting with practice coverage, charting plays, statistical analysis and preparing opponent scouting reports for the defensive staff.

Prior to coming to Stanford, Huk served as the special teams intern for the Oakland Raiders in 2011.

Huk was a wide receivers coach and assistant special teams coach at Chabot Community College in Hayward from 2010-11. He previously served as a graduate assistant at Idaho State, where he also earned a bachelor's degree in physical education and teaching.

Huk was a two-time Big Sky All-Academic selection at Idaho State and spent three seasons with the program as a strength and conditioning intern during his undergraduate career.

He holds a master's degree in sport management from the University of San Francisco.

Huk resides in Menlo Park.



## Tsuyoshi Kawata

### Offensive Assistant

JOSAI '95  
Third Season



Tsuyoshi Kawata is in his seventh season on the Stanford coaching staff and his third as an offensive assistant. Kawata assists all of the full-time coaches.

Kawata came to Stanford in 2007 as a volunteer assistant under former head coach Jim Harbaugh. His duties have included assisting with the development of Stanford's running game, organizing practice coverage, charting plays, statistical analysis and preparing opponent scouting reports for the offensive staff.

Prior to coming to Stanford, Kawata served in various coaching capacities with OBIC Seagulls of the Japanese League from 1999-2006, including offensive coordinator (2004-06) and assistant head coach (2005-06).

He also played on the Seagulls offensive line from 1995 to 2003 and helped OBIC win the first Football World Cup that was held in Palermo, Italy, in 1999. He earned all-Japan League honors three times during his playing career.

A native of Tokyo, Japan, Kawata is a 1995 graduate of JOSAI University, where he was a two-time all-conference selection.

Kawata currently resides in Menlo Park.



## Timot Lamarre

### Offensive Assistant

Boston College '08  
First Season



Timot Lamarre is in his first full season and second overall as an offensive assistant on Stanford's coaching staff. He has spent time at Stanford performing roles such as offensive assistant, recruiting and operations as well as serving as an intern in the sports performance department. In 2012-13, Lamarre served as a recruiting and operations assistant during Stanford's run to the Rose Bowl.

Lamarre spent two years at the Massachusetts Institute of Technology (MIT), also in a dual role as football coach and in sport performance. An NCSA-certified strength & conditioning specialist, Lamarre served as the department's head strength coach from April 2011 until his departure in 2012. He directed strength programs for 10 varsity teams including football and oversaw the weight room for the nation's largest Division III athletic program. Working with the football program, Lamarre coached defensive backs and wide receivers while also serving as a video coordinator.

Prior to his tenure at MIT, Lamarre spent the 2009 season as a defensive line coach and equipment manager at Maryville College. Lamarre has worked football camps at Stanford, Boston College and Penn.

Lamarre graduated from Boston College in 2008 with a degree in psychology and a minor in economics. There, Lamarre served as department student equipment manager, recruiting and video assistant. He earned a master's degree in sport studies with a specialization in sport psychology from the University of Tennessee. While in Knoxville, Lamarre served as a recruiting assistant for the Vols.



## Greg Mangan

### Defensive Graduate Assistant

Oberlin '09  
First Season



Greg Mangan joins Stanford for his first season in 2013 as a defensive graduate assistant while pursuing a master's degree in liberal arts.

Prior to joining Stanford, Mangan served as quarterbacks coach for two seasons at his alma mater, Oberlin College. In 2011, he coached Josh Mandel who threw for 1,400 yards and 12 touchdowns in seven starts for the Yeomen. Mandel finished his career ranked third in Oberlin history with 4,570 yards passing and 42 touchdowns.

A 2009 Oberlin graduate with a degree in English, Mangan was a four year letterwinner (2005-08) and team captain as a senior. He holds several major passing records for the Yeomen including yards (7,002), completions (591), touchdowns (48) and completion percentage (.633).

Upon graduating from Oberlin, Mangan served as a volunteer coach at City College of San Francisco during the 2009 season before returning to his high school alma mater, Saint Ignatius College Prep in San Francisco, to work as the quarterbacks coach for the 2010 season.



### Marc Mattioli

**Defensive Graduate Assistant**

Rhodes '09  
Second Season




The 2013 season is Marc Mattioli's second on the Stanford coaching staff as a defensive graduate assistant. He assists with the daily operations of the defense and coaching the defensive secondary.

Prior to joining the Cardinal staff, Mattioli served for two seasons as the defensive line coach for LaGrange (Ga). In 2011, the Panthers finished 44th in total defense among Division III programs and held opponents to 29.9 net punt yards on the season. He also served as the defensive coordinator for LaGrange's junior varsity team in 2011.

A four-year letterman at Rhodes (Tenn.), Mattioli played tight end before transitioning to the defensive line for his final three campaigns. He served as team captain as a senior in 2008 and in 2006 was part of the Rhodes unit that ranked fifth in the nation in total defense.

He earned Southern Collegiate Athletic Conference All-Academic honors four times. Mattioli was the National Foundation and College Hall of Fame Outstanding Student-Athlete Award recipient for Rhodes and was an all-SCAC choice in 2006 and 2008.

Mattioli graduated from Rhodes with a degree in political science. He is working on a master's degree in liberal arts at Stanford.



### Vavae Tata

**Defensive Assistant**

UCLA '08  
Second Season




Vavae Tata is in his second season as a defensive assistant on Stanford's coaching staff after joining the program in 2012.

Tata spent two seasons as a graduate assistant coach at San Jose State, and prior to joining the Spartans staff in 2010, Tata spent two campaigns as a student assistant coach at UCLA, where he worked with the defensive linemen and special teams.

In the summer of 2011, Tata participated in the Bill Walsh Minority Coaching Fellowship with the Pittsburgh Steelers.

Tata began his coaching career in 2006 as the defensive line coach for McKinley High School in Honolulu.

A 2008 graduate of UCLA, Tata was a four-year letterwinner for the Bruins from 1994-98. As defensive end, he played in the 1995 Aloha Bowl and 1999 Rose Bowl. Following his playing career, Tata worked in the mortgage and banking industries in California and Hawaii.



### Matt Doyle

**Assistant A.D.  
Director of Football Operations**

UC Davis '98  
14th Season



Matt Doyle is in his 14th season with the Stanford program, as 2013 marks his seventh season as assistant athletic director and director of football operations.

In his current role, Doyle oversees the day-to-day-operations of the football program.

Doyle was the 2012 recipient of the FootballScoop.com Football Operations Director of the Year award, as voted on by his peers. On the national level, he currently serves on the Rose Bowl Game Advisory Committee and is a member of the AFCA Football Operations National Committee.

His broad range of responsibilities include the overall management of the football budget, team travel, bowl game coordination, the David Shaw Football Camps.


He also plays a key role in fundraising and outreach as he coordinates the Stanford Football Alumni program as well as the "12th Man" summer jobs program, the player's summer housing program and community outreach. Other duties include game day management, the coordination and planning of team events and special projects related to the football program including this year's 27,000 square foot extension to the Arrillaga Family Sports Center.

Doyle also works closely with members of the campus community including the faculty, housing and dining, the dean's office and academic advising.

Doyle earned his bachelor's degree in history from UC Davis in 1998, where he played outfield on the baseball team. Doyle has a master's degree in sport management from the University of San Francisco.

Matt and his wife, Hillary, reside in Redwood City. The couple has a daughter, Catherine, and a son, Matthew.





## Mike Eubanks

**Assistant A.D.  
Director of Football  
Administration**

Stanford '97  
Seventh Season



Mike Eubanks is in his seventh season as assistant athletic director and director of football administration.

Eubanks works closely with head coach David Shaw, recruiting coordinator Mike Sanford and the rest of the Stanford staff on all aspects of the recruiting process. His primary responsibilities include the planning and execution of official and unofficial visits, development of marketing messages, strategic planning, management of the recruiting database, maintenance of the recruiting website and faculty involvement.

Eubanks also assists Shaw in scheduling and special projects including community outreach. Within this role, he also works with Stanford's external relations office units. He coordinates @StanfordFBall, the official Twitter account of Stanford football, along with the program's Facebook page.

Eubanks leads the honorary captain program, which connects the program with former players, alumni and campus leaders.

Prior to joining the Stanford program, Eubanks worked in sports publishing and management consulting.

Eubanks earned both his undergraduate and graduate degrees from Stanford, graduating in 1997 with a bachelor's degree in chemistry before earning his master's in chemistry in 2000.

Eubanks and his wife, Carridine, reside in Foster City.



## Ryan Devlin

**Assistant Director  
of Operations and  
Recruiting**

Linfield '05  
Third Season



Ryan Devlin is in his third year at Stanford, having joined the football program in 2011.

Prior to the start of the 2012 season, he was promoted to assistant director of football operations and recruiting.

Before arriving on The Farm, Devlin coached the rover position and assisted with special teams at Linfield (Ore.) in 2010, as the Wildcats won the Northwest Conference crown and notched their 55th consecutive winning season.

From 2003-2006, Devlin worked on both sides of the ball and helped Linfield earn three consecutive Northwest Conference titles. In 2004, Linfield won the Division III national championship.

Devlin worked as a staff assistant for the Arizona Cardinals from 2008-09, where he assisted with video operations, college scouting and breaking down games for the defense and special teams. While at Arizona, the Cardinals won back-to-back NFC West Division championships and played in Super Bowl XLIII.

Devlin also spent time at San Jose State, working on the football staff as a graduate assistant and assistant video coordinator in 2007.

A native of Tualatin, Ore., Devlin graduated from Linfield in 2005. Devlin and his wife, Monica, were married in 2010 and reside in Menlo Park.



## Ron Lynn

**Director of Player  
Development**

Mount Union '66  
Fourth Season



After serving as Stanford's assistant head coach and co-defensive coordinator for the 2008 and 2009 seasons, Ron Lynn is in his fourth year as the program's director of player development.

Lynn's primary duties focus on all on-campus recruiting and camps while serving as Stanford's liaison with NFL scouts. In the latter role, Lynn provides agent education and advice to all players and directs the program's Pro Timing Day. He is also the program's liaison with academic counselors and study tables, freshman summer school and the compliance office for NCAA eligibility and related matters.

Lynn also coordinates the popular in-season events for The Council, a booster group that was formerly known as the Council of Chiefs. On the day prior to home games, the group congregates in the press box with Lynn leading a discussion relating to the upcoming game. He arranges for various guests including players and coaches who provide insight on previous games as well as the next day's opponent.

One of the most respected defensive minds in the game, Lynn's long line of experience includes holding defensive coordinator positions with the San Diego Chargers (1986-91), Cincinnati Bengals (1992-93) and Washington Redskins (1994-96). He was a secondary coach in the NFL with the New England Patriots (1997-99), Oakland Raiders (2000-03) and San Francisco 49ers (2004).

Lynn got his start in coaching as a graduate assistant at Toledo in 1966 before returning to his alma mater, Mount Union, where he coached from 1967-73.

Lynn then moved to coaching positions at Kent State (1974-76), San Jose State (1977-78), Pacific (1979) and California (1980-82), where he served as defensive coordinator.

His first professional coaching position was with Oakland Invaders of the USFL, where he worked as the team's defensive coordinator for all three years of the team's existence (1983-85).

Lynn graduated from Mount Union in 1966 with a bachelor's degree in chemistry. He later added a master's degree in education from Toledo in 1970.

Lynn and his wife, Cynthia, have three children – Ryon, John and Alec.



# STRENGTH AND CONDITIONING PROGRAM

## Dedicated to Performance

Stanford's strength and conditioning program is designed to develop and train players that desire to persistently work toward achieving their goals, and that believe by sincerely dedicating themselves to their preparation they will deserve to be confident and expect to be successful. The staff, led by football strength and conditioning coordinator Shannon Turley, strives to achieve three primary goals in training: injury prevention, athletic performance enhancement and mental discipline development.


The staff conducts individualized football-specific training designed to prepare ligaments, tendons, muscles, bones and joints to function synergistically to minimize the potential risk and severity of sport related injury. The program also emphasizes position-specific training designed to improve speed, acceleration, power, agility, strength, stamina, flexibility, balance and body composition. Nutrition education to teach lifestyle management skills essential to fueling the mind and body to perform and recover in the classroom and on the field is critical to each player's comprehensive development.

The staff also works closely with all players to teach mental discipline skills designed to direct attention to concentration on the task at hand while focusing on the process of their performance. Stanford's student-athletes are also trained to relax, execute with confidence, respond to any outcome with a positive attitude and trust their teammates and coaches while minimizing distractions that could be a deterrent to personal and team performance.

Cardinal football players train in a 10,000 square-foot, state-of-the-art facility located in the Arrillaga Family Sports Center. The weight room has been equipped with an impact absorbent surface. In addition, the plyometric exercise area is composed of an impact absorbent composite flooring system that measure well over an inch in thickness and is specially designed to reduce the impact imposed on the body during exercise.

Included in the football weight training facility are eight Powerlift Olympic Platforms as well as 16 Powerlift self-contained weight lifting stations, approximately 12 tons of free weights, three complete sets of dumbbells from five to 150 pounds, a complete line of Hammer Strength and selectorized machines, state-of-the-art video equipment, which includes a vast array of cardio machinery.

The facility also has a fully-equipped nutrition and supplement station, complete with everything an athlete may need to assist with recovery and carbohydrate replacement beverages along with dietary supplements.





## Shannon Turley

**Kissick Family Director of Football Sport Performance**

Virginia Tech '00 • Seventh Season

Shannon Turley is in his seventh year at Stanford where he directs all sports performance efforts for the football program.

In 2013, his position became the first endowed football directorship in the FBS and was renamed the Kissick Family Director of Football Sports Performance. Turley has created a comprehensive player development program designed to achieve three primary goals: injury prevention, athletic performance enhancement and mental discipline development.

Turley was FootballScoop.com's 2011 Strength & Conditioning Coach of the Year as determined by a panel of coaches and previous recipients. Turley has earned significant credit from the Stanford coaching staff for his role in turning around a program that won a single game the year before his arrival to a program with three straight BCS bowl appearances.

Integral parts of Turley's program include comprehensive sports nutrition education, lifestyle management and sports psychology programming, all of which ensure the optimal physical and mental preparation of Stanford's athletes. Turley plans all meals for the program's training table, travel and game day to ensure optimal nutrition and hydration. He also collaborates with the sports medicine staff to develop an individualized, sport-and-position specific, active integration rehabilitation plan to ensure the successful return to competition of all injured players.

Turley's player development program has been overwhelmingly successful with media attention being paid to his injury prevention system. Since his arrival on The Farm, the number of injuries has been dramatically reduced; from 2006 to 2012 the program has seen an 87 percent decline in games missed due to injury among players in Stanford's two-deep. Remarkably, only two injuries in 2012 required season-ending or post-season surgical repair for the Cardinal.

His program has enabled Stanford to start fast and finish strong in games. Stanford's first and fourth quarter (plus overtime) scoring during the last three seasons has decidedly outpaced its opponents: +144 points in 2010, +115 in 2011, and +102 in 2012.

Last season's Pac-12 and Rose Bowl Game champions earned eight of their wins in the fourth quarter or overtime. Stanford's defense did not allow a fourth quarter or overtime point against its final six opponents, four of which were nationally ranked.

Turley directs a staff of four full-time assistants, all of whom bring impressive backgrounds and credentials to the Cardinal program.

Prior to arriving on The Farm, Turley spent the 2006 campaign at the University of San Diego as director of athletic performance for the Toreros' 16 sport programs.

Turley spent time at Missouri as a graduate assistant (2001-03) and assistant director (2003-05). During his stint in Columbia, Turley earned a master's degree in education and counseling psychology with a concentration in sports psychology.

In addition to his coaching duties, Turley directed the annual Mizzou Athletic Performance Development Clinic. He also developed and directed a comprehensive sports nutrition program for 20 varsity teams that included negotiating sponsorships with Kraft Foods and Gatorade, while managing the department's budget for the purchase of nutritional supplements.

Prior to his time with the Tigers, Turley was directly responsible for the strength and conditioning development of the Class-AA Wichita Wranglers (affiliate of Major League Baseball's Kansas City Royals) in the summer of 2001.

Turley earned his bachelor's degree in science of human nutrition, foods and exercise from Virginia Tech in 2000, also earned a minor in chemistry.

While with the Hokies, Turley served as president of the Exercise Science Student Organization and began his career in strength and conditioning as a student assistant coach following his track and field career.

Turley is a certified member of the Collegiate Strength and Conditioning Coaches Association and the National Strength and Conditioning Association, and a certified sports nutritionist with the International Society of Sports Nutrition.

A native of Bluefield, W.Va., Shannon resides in Mountain View.



## Bill Hughan

**Sport Performance Coordinator**

Springfield '98 • First Season

Bill Hughan is in his first season as a sports performance coach at Stanford following a two-year tenure as head strength and conditioning coach for the New York Jets of the National Football League.

Hughan spent nine years in the NFL with stops in Atlanta from 2008-2010 and Oakland from 2004-07.

From 2001-03, Hughan was an assistant director of strength and conditioning at the University of Missouri where he worked with 17 programs including football. He was promoted to interim director of the department before departing for the Oakland Raiders.

He has been a graduate assistant at Columbia University (1999-2000), an intern at Yale (1997-98) and also spent a summer as the strength and conditioning coach for the AAA Omaha Golden Spikes (Kansas City Royals) baseball team.

Hughan earned his undergraduate degree in exercise science from Springfield College (Mass.) and earned a master's degree in applied physiology from Columbia.



## Mark Lamoreaux

**Sport Performance Coordinator**

Humboldt State '03 • Second Season

Mark Lamoreaux is in his second season as a sports performance coach at Stanford working with the football program.

Prior to arriving on The Farm, Lamoreaux spent four years at the University of Nevada, working with men's basketball, baseball, track and field and cross country. He spent the last two years at Nevada as an associate director of strength and conditioning.

Lamoreaux was the head of speed, strength and conditioning at Golden West College (Huntington Beach) from 2006-08 and also had stints as an intern and assistant at Auburn where he worked with several programs.

Lamoreaux earned undergraduate and master's degrees in kinesiology from Humboldt State University (Arcata), serving as an undergraduate student assistant and as a graduate assistant.

Lamoreaux and his wife, Lolani, have a son, Mack, and a daughter, Lola. They reside in Santa Clara.



## Andy Ward

**Sport Performance Coordinator**

Cal State Stanislaus '09 • Second Season

Andy Ward is in his second season as a full-time sports performance coach at Stanford and his third year overall with the department. He works with the football program and also develops strength training aspects for the track & field program.

Prior to Stanford, Ward split the 2010-11 academic year with internships at the University of California San Diego and Sacramento State University. At UC San Diego, Ward assisted with the design and implementation of 13 sport-specific programs; at Sacramento State, he implemented programs for men's and women's soccer and men's golf while assisting with 11 other programs.

Ward earned an undergraduate degree in physical education from California State University Stanislaus, where he was a student assistant in the strength program while serving as a performance trainer at nearby Custom Built Personal Training. He earned his master's degree in exercise science at California University (Pa.).



## Medical Staff



**Dr. Jason L. Dragoo, MD**  
Assistant Professor, Head Team Physician

Dr. Dragoo is a board certified, fellowship-trained Orthopaedic Surgeon who specializes in Sports Medicine. He performs arthroscopic and reconstructive surgery of the elbow, shoulder, knee and ankle. He also currently serves as a physician for the US Ski team and US Olympic Committee. Dr. Dragoo's research focuses

on the use of adult stem cells to regenerate cartilage, where he has pioneered new techniques to replace cartilage defects, as well as methods to accelerate tendon healing by modifying platelet rich plasma (PRP).



**Gerald P. Keane, MD**  
Assistant Clinical Professor,  
Department of Functional Restoration

Dr. Keane is a board certified, fellowship-trained physiatrist, who concentrates his care in spine related disorders. Dr. Keane serves as a team physician for Stanford University and University of California, Berkeley. He has previously served as a physician for the

San Francisco 49ers and the U.S. Figure Skating Association. Dr. Keane has published extensively on physical medicine and rehabilitation.



**Leroy Sims, LMD, MS**  
Clinical Assistant Professor of Orthopaedic Surgery  
and Emergency Medicine

Dr. Sims is a primary care sports medicine physician who is board certified in emergency medicine. He is the medical director for the Golden State Warriors and also serves as a team physician for USA Track and Field. He completed his sports medicine fellowship training, medical school education, master degree and undergraduate degree all at Stanford University; his emergency medicine residency was completed at Los Angeles County Harbor-UCLA Medical Center. He is interested in clinical and sideline applications of ultrasonography, especially musculoskeletal ultrasound.



**Kenneth J. Hunt, MD**  
Assistant Professor,  
Department of Orthopaedic Surgery

Dr. Hunt is a fellowship trained orthopaedic surgeon who specializes in foot and ankle surgery. Dr. Hunt performs arthroscopic and reconstructive surgery for foot and ankle injuries and conditions. His research focus is on the biomechanics and treatment of cartilage injuries in the ankle and sports injuries of the foot and ankle.



**Floyd VitoCruz, MSPT, SCS, CSCS**  
Head Physical Therapist

Floyd VitoCruz has worked with the football program since 2009 and continues to implement detailed and innovative physical therapy protocols, while taking a progressive approach to patient care. In addition, he currently serves as the clinic's volunteer coordinator, providing oversight for volunteer experiences within the sports medicine clinic. He is a California-licensed physical therapist, and a board-certified specialist in sports physical therapy (SCS). He is a Certified Strength and Conditioning Specialist (CSCS) through the National Strength and Conditioning Association, and is also a certified USA Track and Field Level 1 coach. Floyd received his bachelor of science in kinesiology, with an emphasis in exercise science, from San Francisco State University. He then attained his master of science in physical therapy from University of California, San Francisco/San Francisco State University.

# STANFORD SPORTS MEDICINE

## State of the Art Program

Our mission is to ensure the optimal health and performance of the Stanford student athlete through the continuous pursuit of new knowledge and application of best practices in the field of sports medicine. In September 2011, Stanford sports medicine was rated second among the nation's elite sports medicine programs by Education-Portal.com. Under the direction of Head Team Physician and Director of sports medicine Dr. Gordon Matheson as well as head athletic trainer Scott Anderson, the Stanford University athletic training staff coordinates comprehensive medical services to 36 athletic programs and more than 900 student-athletes. The main athletic training room is located in the Arrillaga Family Sports Center.

The 10 team physicians who provide direct oversight to the athletic training staff are faculty from the Division of Sports Medicine, Department of Orthopaedic Surgery, in the School of Medicine at Stanford University. Additionally, the sports medicine program has access to 40 consultants and specialists on its sports medicine advisory team.

Stanford Sports Medicine facilities include the 10,000 square foot Lacob Family Sports Medicine and Human Performance Center. The center, which opened in April of 2006, offers comprehensive health services for sport and non-athletic injuries and illnesses. The center has a medical clinic with exam/treatment room, a pharmacy, and digital X-ray. The facility also features a state of the art rehabilitation clinic, including a human performance lab offering, biomechanical analyses, exercise physiology, fitness testing and cardiovascular assessment.





## Steve Bartlinski

### Head Football Athletic Trainer

Ithaca '94 • Seventh Season

The 2013 season marks Steve Bartlinski seventh as head football athletic trainer.

Prior to coming to Stanford for the 2007 season, Bartlinski served on the athletic training staff of the San Jose SaberCats of the Arena Football League for 12 seasons.

Bartlinski has spoken at several conventions including the 2011 International Kinesiotaping Research Symposium in Orlando, Fla. In 2013, Bartlinski gave a presentation on concussion management in Japan and also presented about Stanford's sports medicine and sports performance initiatives during a program visit to Las Vegas with Shannon Turley, the Kissick Family Director of Sports Performance.

After working as an assistant trainer for the SaberCats during the 1995 and 1996 campaigns, Bartlinski was promoted to the head athletic trainer position and served in that capacity for the next 10 seasons.

In addition to his duties with the SaberCats, Bartlinski also served as an athletic trainer and physical therapist for Daniels Therapy Services in Mountain View (2000-06) and with Baysport Physical Therapy in Los Gatos (1995-2000).

Bartlinski has also served on training staffs for numerous local and national events, including the San Jose Rock 'N' Roll Marathon, USA MotoGP Red Bull Championships, East-West Shrine Game, Pacific Coast Figure Skating Championships, Monday Night Raw, Central Pacific Figure Skating Championships, Bruce Jenner Track and Field classic and the USA Track and Field National Junior Championships.

Bartlinski received his undergraduate degree in athletic training and exercise science from Ithaca (N.Y.) in 1994. He is a member of the Ithaca Alumni Advisory Board and is an approved clinical instructor with the undergraduate athletic training program at San Jose State.

In 2008, Bartlinski was named Stanford Football's Man of the Year for his dedicated service to the football program.

Bartlinski and his wife, Andrea, reside in San Jose with their two children, Owen and Spencer.



## Brian Gallagher

### Assistant Athletic Trainer

West Chester '03 • Third Season

The 2013 season marks Brian Gallagher's third as assistant athletic trainer with the football program.

Gallagher previously was the head football trainer at Toledo from 2009-10.

Prior to his tenure at Toledo, Gallagher served as an assistant athletic trainer at Connecticut, where he worked primarily with the football program from 2005-09.

Gallagher earned his bachelor's degree in sports medicine and athletic training from West Chester (Pa.) in 2003. He went on to earn a master's in sport management from Connecticut in 2005.

A native of Archbald, Pa., Brian resides in Palo Alto with his wife, Samantha.





### Mike Gleeson

#### Video Director

Sacramento State '89 • 21st Season

Mike Gleeson is in his 21st season as video director for Stanford's athletic department. In his current position, he oversees all of the audio, video and computer needs for Stanford's football program, along with videotaping all practice sessions and games and editing tape for game planning purposes.

In addition, Gleeson also edits weekly highlight videos for the football program along with recruiting videos for football and both men's and women's basketball programs. He has been named the Pac-12's Video Director of the Year six times.

Prior to his arrival at Stanford, Gleeson worked 10 years in professional football, including two years with the New Orleans Saints, four with the Miami Dolphins, two with the Atlanta Falcons and two more in the World Football League.

A native of Napa Valley, Gleeson graduated from Sacramento State in 1989 with a bachelor's degree in business management.

He resides in Palo Alto and has a daughter, Clare.



### Gary Hazelitt

#### Equipment Manager

Cal State Fullerton '84 • 14th Season

Gary Hazelitt enters his 14th season as Stanford's head equipment manager. He is responsible for overseeing the purchasing, fitting, maintenance and distribution of equipment for the entire Stanford athletic program, with his primary duties focused on the needs of the football program.

Hazelitt is also responsible for the overall budgeting of the athletic department equipment needs and oversees the allocation and disbursement of the department's apparel contract. A certified member of the Athletic Equipment Manager's Association, Hazelitt served as the head equipment manager at San Jose State (1990-99) and was the assistant equipment manager at Cal State Fullerton (1983-89) before assuming his duties at Stanford.

Hazelitt is a 1984 graduate of Cal State Fullerton.



### Kurt Svoboda

#### Senior Assistant Athletic Director

Colby-Sawyer '00 • First Season

Kurt Svoboda joined Stanford in February 2013 as the department's senior assistant athletics director. He directs football communications while overseeing all department public relations and communications efforts including social media as well as streaming video. He is also Stanford's liaison to the Pac-12 Networks.

Previously, Svoboda spent eight years at Harvard University, most recently as the assistant director of athletics. He served as the chief public and media relations executive for the nation's largest athletic department while also overseeing social media, creative and multimedia efforts. He served as the main contact for football, men's basketball and baseball as well as 10 other programs during his tenure.


Prior to his stay at Harvard, he was the director of sports information at Saint Anselm College (N.H.) from 2001-05 where he was the nation's youngest full-time director.

Svoboda was an academic all-conference baseball player and four-year letterman at Colby-Sawyer College (N.H.), winning two Commonwealth Coast

Conference titles and finishing among the Chargers' all-time leaders in fielding percentage and putouts.

Svoboda earned his bachelor's in exercise and sport sciences while graduating magna cum laude in 2000. He began his career in sports information while doubling as an assistant baseball coach at Franklin Pierce University, and earned his master's in liberal arts from Harvard University in 2009 with a concentration in finance and control.

Svoboda resides in Palo Alto with his wife, Joanna, and their son, Jaxon.



### Alan George

#### Assistant Director of Communications

Centre '05 • Second Season

Alan George is in his second season as assistant director of communications. George oversees football communications for student-athletes and manages the press box at Stanford Stadium. He also serves as the communications contact for baseball, men's and

women's swimming, diving and sailing.

In 2003, George oversaw communications for Mark Appel, the No. 1 selection of the Houston Astros in the Major League Baseball First-Year Player Draft.

Prior to Stanford, George was an assistant communications director at Notre Dame, where he led publicity efforts for the Irish women's volleyball, swimming and softball programs. He also led the athletic department's social media endeavors.

George played football at Centre College (Ky.), where he graduated with a degree in economics. He got his start as a graduate assistant at Western Kentucky and also worked as an operations intern for the Single-A South Atlantic League's Lexington Legends.

## Support Staff



**Mike Lane**

Assistant Equipment Manager




**Ted Hanson**

Assistant Equipment Manager



**David Vargas**

Director of Football Marketing



**Jon Oswald**

Video Production Manager



**Theresa Miraglia**

Administrative Associate



**Callie Seidman**

Administrative Associate




**Tom Decaro**

Volunteer Staff Assistant



**Harry Alderson**

Volunteer Staff Assistant



**Robbie Picazo**

Offensive Undergraduate Assistant  
Major: Psychology co-term



**Marie Vasquez**

Assistant AD of Marketing and Event Presentation



**Ophny Escalante**

Staff Assistant




**David Kiefer**

Assistant Director of Communications



# STUDENT-ATHLETES





## Usua Amanam

**Nickelback**

5-10 / 175 / 5th

Fremont, Calif. • Bellarmine Prep

15

### As a Senior (2012)

- Breakout season as top nickelback and secondary's leading pass rusher
- Rose Bowl Defensive MVP
- All-Pac-12 honorable mention
- Seven pass breakups and team-best three fumble recoveries
- Fifth among defenders with 10.5 TFL
- Sealed Rose Bowl win with fourth-quarter pick off deflected Wisconsin pass
- Four tackles and 11-yard touchdown fumble recovery return at UCLA
- Seven tackles (six solo) against Washington State, two sacks, 2.5 tackles for loss
- Six tackles (four for loss), two sacks and fumble recovery against San Jose State

### As a Junior (2011)

- Transitioned from running back to cornerback during spring drills
- Saw action in all 13 games
- 12 tackles, including eight solo stops
- Season-high three tackles against Washington and Washington State

### As a Sophomore (2010)

- Filled in as primary kickoff returner for bulk of season in place of injured Chris Owusu
- 28 carries for 131 yards (4.5 yards per rush)
- Season-long 20-yard run in season opener against Sacramento State
- Averaged 21.4 yards in 15 kickoff returns (321 total yards)
- Season-long 60-yard kickoff return against Wake Forest

### As a Freshman (2009)

- Did not see action

### The Amanam File

- Graduated from Bellarmine College Prep (San Jose, Calif.) and played under head coach Mike Janda as state player of the year from numerous publications
- Rushed for 1,828 yards and 30 touchdowns on 221 carries as a senior
- 1,656 rushing yards on 2220 carries with 20 touchdowns as a junior
- 21 receptions for three touchdowns with six interceptions in 2007
- Born in Palo Alto, Calif.
- Full name is Usua Utibe Amanam
- Son of Usua and Mary Amanam
- Majoring in energy resource engineering co-term and working towards master's and undergraduate degrees in that department

### Career Statistics

RUSHING	g	att	yards	td	long	avg/c	avg/g
2010	11	28	126	0	20	4.5	11.5
<b>TOTAL</b>	<b>37</b>	<b>28</b>	<b>126</b>	<b>0</b>	<b>20</b>	<b>4.5</b>	<b>3.4</b>

RECEIVING	g	rec	yards	td	long	rec/g	avg/c	avg/g
2010	11	5	18	1	12	0.5	3.6	1.6
<b>TOTAL</b>	<b>37</b>	<b>5</b>	<b>18</b>	<b>1</b>	<b>12</b>	<b>0.1</b>	<b>3.6</b>	<b>0.5</b>

KICK RETURNS	g	no.	yards	td	long	avg/r	avg/g
2010	11	15	321	0	60	21.4	29.2
2011	12	1	24	0	24	24.0	2.0
<b>TOTAL</b>	<b>37</b>	<b>16</b>	<b>345</b>	<b>0</b>	<b>60</b>	<b>21.6</b>	<b>9.3</b>

INTERCEPTIONS	g	no.	yards	td	long	avg/r	avg/g
2012	14	1	0	0	0	0.0	0.0
<b>TOTAL</b>	<b>37</b>	<b>1</b>	<b>0</b>	<b>0</b>	<b>0</b>	<b>0.0</b>	<b>0.0</b>

TACKLES	g	ua	a	total	tfl	pd	ff	fr	blk
2011	12	7	2	9	0.0	0	0	0	0
2012	14	35	24	59	10.5	8	0	3	0
<b>TOTAL</b>	<b>37</b>	<b>42</b>	<b>26</b>	<b>68</b>	<b>10.5</b>	<b>8</b>	<b>0</b>	<b>3</b>	<b>0</b>

SACKS	g	ua	a	total	yards
2012	14	4	0	4.0	28
<b>TOTAL</b>	<b>37</b>	<b>4</b>	<b>0</b>	<b>4.0</b>	<b>28</b>



## Henry Anderson

**Defensive End**

6-6 / 295 / Sr.

Atlanta, Ga. • Woodward Acad.

91

### As a Junior (2012)

- All-Pac-12 second team, Pac-12 All-Academic first team
- Capital One Academic All-District
- Recipient of Tommy Vardell Award for excellence in athletics and academics
- Started 14 games, catching fire in second half of season
- 11.5 of 13.0 tackles for loss and 4.5 of 5.5 sacks came after season's seventh game
- Five pass breakups
- Five solo tackles and 2.0 tackles for loss in Pac-12 title game
- Seven tackles at Oregon, including 2.5 tackles for loss
- Four tackles (2.5 tackles for loss) vs. Washington State
- Two sacks at Colorado
- Deflected Matt Scott's pass that was intercepted by Stanford in overtime vs. Arizona
- First career sack and seven tackles at Washington

### As a Sophomore (2011)

- Played in all 13 games
- Six tackles on the season
- Solo tackle against Notre Dame
- Recovered fumble and returned it 37 yards to 1-yard line vs. San Jose State
- Season-high three tackles at Duke

### As a Freshman (2010)

- Did not see action

### The Anderson File

- Played football at Woodward Academy (Ga.) under head coach Mark Miller
- Nation's 27th-best defensive end prospect by Rivals, 42nd by Scout
- 81 tackles (14 for loss) 9.5 sacks, two fumble recoveries and six pass breakups in 2009
- 183 tackles and 20.5 sacks during prep career
- Led Woodward Region 4AAA runner-up finishes in 2008 and 2009
- 2009 Atlanta Journal Constitution first-team all-state
- Three-time South Fulton Neighbor All-South Metro
- Two-time all-4AAA Region
- Atlanta Falcons Captains Community Award recipient
- Played in 2010 Offense-Defense All-American Bowl
- Lettered in basketball and track and field
- Won state championship and broke school record in shot put
- Williams College Book Awards winner
- Born in Atlanta, Ga.
- Full name is Henry Wyatt Anderson
- Son of Eric and Ellen Anderson
- One older brother, Ian, and one younger sister, Eva
- Majoring in political science

### Career Statistics

TACKLES	g	ua	a	total	tfl	pd	ff	fr	blk
2011	10	1	5	6	0.0	0	0	1	0
2012	14	27	23	50	13.0	5	1	0	0
<b>TOTAL</b>	<b>24</b>	<b>28</b>	<b>28</b>	<b>56</b>	<b>13.0</b>	<b>5</b>	<b>1</b>	<b>1</b>	<b>0</b>

SACKS	g	ua	a	total	yards
2011	10	0	0	0.0	0
2012	14	5	1	5.5	26
<b>TOTAL</b>	<b>24</b>	<b>5</b>	<b>1</b>	<b>5.5</b>	<b>26</b>



## Kevin Anderson

Outside Linebacker

6-4 / 244 / Jr.  
Palo Alto, Calif. • Palo Alto

48

### As a Sophomore (2012)

- Played in 14 games as pass-rushing outside linebacker and on special teams
- Two tackles vs. Duke and at Colorado
- First career tackle for loss, forced fumble and 19-yard sack at Colorado
- Forced fumble at Colorado for 19-yard loss

### As a Freshman (2011)

- Did not see action
- Recipient of Greg Piers Team Award for outstanding scout team contributions

### The Anderson File

- Graduated from Palo Alto (Calif.) and played under head coach Earl Hansen
- Nation's 41st-best defensive end prospect by Scout
- Earned two varsity football letters
- 110 tackles (22 for loss) with 11.5 sacks as a senior
- 2010 first-team all-state by ESPN and Scout
- Led Palo Alto to 2010 CIF Division I State Bowl title with 15-13 win over Centennial
- 2010 Santa Clara Valley Athletic League Lineman of the Year
- 2010 Palo Alto Daily News Defensive Player of the Year
- 2010 San Jose Mercury News All-Santa Clara County
- Lettered in track and field, throwing the shot put and discus
- Born at Stanford Hospital
- Full name is Kevin James Anderson
- Son of Peter and Anne Anderson
- Two brothers, Michael and Jack
- Michael played football at Yale
- Majoring in civil and environmental engineering


### Career Statistics

TACKLES	g	ua	a	total	tfl	pd	ff	fr	blk
2012	14	4	2	6	2.0	1	1	0	0
<b>TOTAL</b>	<b>14</b>	<b>4</b>	<b>2</b>	<b>6</b>	<b>2.0</b>	<b>1</b>	<b>1</b>	<b>0</b>	<b>0</b>

SACKS	g	ua	a	total	yards
2012	14	2	0	2.0	25
<b>TOTAL</b>	<b>14</b>	<b>2</b>	<b>0</b>	<b>2.0</b>	<b>25</b>



manam



## Brendon Austin

Offensive Tackle

6-6 / 304 / Jr.  
Parker, Colo. • Chaparral

74

### As a Sophomore (2012)

- Played in all 14 contests

### As a Freshman (2011)

- Did not see action

### The Austin File

- Graduated from Chaparral (Colo.) and played for head coach John Vogt
- PrepStar All-American
- Four-star recruit and nation's 14th-best offensive tackle by Scout
- Nation's 20th-best offensive tackle by Rivals
- Colorado's top recruit by Rivals and Scout
- SuperPrep All-American
- All-state (5A) and all-Continental League first-team as a senior
- All-state (5A) and all-Southern League first-team as a junior
- 2010 Continental League co-MVP
- Chaparral Iron Man Award as a junior for leadership both on and off the field
- Selected to 2011 Offense-Defense All-American Bowl Game
- Participated in 2010 U.S. Army National Combine as a junior
- Lettered in track and field (shot put and discus)
- Enjoys fishing, camping, hiking and traveling
- Born in Denver, Colo.
- Full name is Brendon Douglas Austin
- Son of Doug and Nada Austin
- Two brothers, Geoffrey and Dylan
- Majoring in public policy



Henry Anderson



### Dillon Bonnell

**Offensive Guard**

6-4 / 281 / Sr.  
Highlands Ranch, Colo. • ThunderRidge

**75**

#### As a Junior (2012)

- Backup offensive guard
- Switched from No. 75 to an eligible No. 96 while playing the "Ogre" U-back position
- Powerful blocker at the point of attack
- Played all 13 games and started two games

#### As a Sophomore (2011)

- Did not see action

#### As a Freshman (2010)

- Did not see action

#### The Bonnell File

- Graduated from ThunderRidge (Colo.) and played for head coach Joe Johnson
- Attended Rock Canyon before transferring to ThunderRidge as a sophomore
- Four-star recruit by Rivals
- Nation's 30th-best offensive guard by ESPN
- Nation's 31st-best offensive tackle by Rivals, 37th by Scout
- Earned two varsity letters
- Played one game as a senior due to injury
- 5A all-state as a junior
- First-team All-Southern League
- First-team all-academic
- Helped team to back-to-back Southern League titles
- Lettered in baseball
- Full name is Dillon Thomas Bonnell
- Born in Valencia, Calif.
- Son of Glenn and Zilla Bonnell
- Father played baseball at Mesa State
- One younger brother, Quinton
- Uncle, Doug Bonnell, played basketball at Idaho State
- Majoring in science, technology & society (innovation, technology and organizations)



### David Bright

**Offensive Tackle / Guard**

6-5 / 293 / Fr.  
Yorba Linda, Calif. • Mater Dei

**64**

#### The Bright File

- Played at Mater Dei (Calif.) under head coach Bruce Rollinson
- Earned two varsity letters in football
- Four-star recruit and nation's 38th-best offensive lineman by PrepStar
- Nation's 46th-best offensive guard by Scout
- California's 85th-best overall prospect by Rivals, 86th-best by Scout
- Selected to 2012 Cal State Game and West Coast Bowl
- 2012 PrepStar All-American
- 2012 Orange County Register first-team all-league and all-Orange County
- 2012 National Football Foundation Orange County Chapter Scholar Athlete
- Born in Fullerton, Calif.
- Full name is David Donald Bright
- Son of Steve and Rose Bright
- One younger sister, Ann



### Barry Browning

**Cornerback**

6-1 / 188 / Sr.  
Everman, Texas • Everman

**31**

#### As a Junior (2012)

- Played in 13 games
- Started five of the first six games
- 24 tackles (20 solo)
- Six tackles, one tackle for loss and pass breakup vs. Arizona
- Six tackles (five solo) vs. Duke
- First career solo tackle for loss vs. San Jose State

#### As a Sophomore (2011)

- Played in nine games
- Started first three games at cornerback
- 21 tackles (11 solo)
- Season-high four tackles against San Jose State and Duke
- One interception against Washington

#### As a Freshman (2010)

- Appeared in all 13 games with three starts
- 13 tackles (11 solo)
- Started last three games of regular season
- Season-high four tackles against Arizona and Virginia Tech
- One forced fumble at Arizona State
- First career interception against Oregon State

#### The Browning File

- Graduated from Everman (Texas) and played for head coach Dale Keeling
- Earned three varsity letters
- Played defensive back and quarterback
- 246 tackles and nine interceptions during three-year varsity career
- 418 passing yards for five touchdowns and 653 rushing yards as dual-threat quarterback
- Three-time first-team all-district
- Led team to two District 8-4A titles and 2009 Division II 4A Region I quarterfinal appearance
- Lettered in track
- Born in Forth Worth, Texas
- Full name is Barry De'mond Browning
- Son of Barry and Dekisha Browning
- Father played football at TCU (1996-98)
- Majoring in science, technology and society (work, technology and social organizations)



### Ryan Burns

**Quarterback**

6-5 / 219 / Fr.  
Leesburg, Va. • Stone Bridge

**17**

#### The Burns File

- Attended Stone Bridge (Va.) and played for head coach Mickey Thompson
- Five-star recruit by PrepStar, four-star recruit by Rivals, 247Sports and ESPN
- Nation's 42nd-best overall player by PrepStar, 64th-best by ESPN
- Nation's third-best pocket quarterback by PrepStar, fourth by ESPN and sixth by Rivals
- Virginia's fourth-best overall prospect by ESPN, fifth by Rivals
- 2012 PrepStar All-American and Dream Team selection
- Selected to the 2012 U.S. Army All-American Bowl
- 2012 Washington Post first-team all-Met
- 2012 All-Northern Region
- Earned four varsity letters while leading team to 51-6 record
- Won three Liberty District and two Northern Region titles
- Led Stone Bridge to pair of AAA state runner-up finishes
- Threw for school-record 2,530 yards (21.1 yards/completion) and 28 touchdowns in 2012
- Completed 116 of 221 passes while rushing for 222 yards and four scores as a senior
- Full name is Ryan Michael Burns
- Born in St. Louis, Mo.
- Son of Bryan and Kathy Burns
- Older sister, Kelly, played volleyball at North Carolina State



## Devon Cajuste

Wide Receiver

6-4 / 228 / Jr.  
Seaford, N.Y. • Holy Cross

89

### As a Sophomore (2012)

- Played in eight games
- One catch for seven yards at Colorado

### As a Freshman (2011)

- Did not see action

### The Cajuste File

- Graduated from Holy Cross (N.Y.) and played for head coach Tom Pugh
- Earned three varsity letters
- SuperPrep All-Northeast Region
- New York's fourth-best overall player by Scout
- Nation's 36th-best tight end prospect by Scout
- Led league in receptions (47), yards (864) and touchdowns (9) as a senior
- Third in league with 1,139 all-purpose yards
- All-state, all-league, all-city, all-New York Post and all-Daily News
- New York Post All-Queens Offensive Player of the Year
- Daily News All-Queens Offensive Player of the Year
- 40 catches for 921 yards and seven touchdowns as a junior
- All-state, all-city and all-league honors as a junior
- Invited to five postseason bowls after season season
- Lettered in basketball and track and field
- Born in Syosset, N.Y.
- Full name is Devon Gregory Cajuste
- Son of Gregory and Andrea Cajuste
- Two sisters, Olivia and Chole Ann, and one brother, Jon-Gregory
- Enjoys music, swimming and golf
- Plays trumpet, piano and guitar
- Majoring in computer science



## Lance Callihan

Defensive End

6-3 / 296 / Jr.  
Baton Rouge, La. • Catholic

95

### As a Sophomore (2012)

- Played against Duke

### As a Freshman (2011)

- Did not see action

### The Callihan File

- Graduated from Catholic (La.) and played for head coach Dale Weiner
- Nation's 87th-best defensive tackle by Scout
- Louisiana's top-40 prospect by The Advocate
- Three-year letterwinner
- 43 tackles, 3.5 sacks and one interception as a senior
- 61 tackles (28 for loss) as a junior
- All-district second team as a senior
- All-district honorable mention as a junior
- Selected to play in three postseason bowls as senior
- Born in New Orleans, La.
- Full name is Lance Remmington Callihan
- Son of Willis and Regina Callihan
- Uncle, Charles Callihan, ran track at Southwest Texas (1967-71)
- Cousin, Charlie McKee, played football and baseball at Dillard (1962-67)
- Cousin, Joseph Washington, played football at Brookhaven
- Cousin, Jonathan Green, played football at Northwestern State
- Majoring in film and media studies



## Devon Carrington

Free Safety

6-1 / 204 / Sr.  
Chandler, Ariz. • Hamilton

5

### As a Junior (2012)

- Played in 14 games as a reserve safety
- 23 tackles (16 solo) and two pass breakups
- Three solo tackles during Rose Bowl win over Wisconsin
- Made arguably Stanford's play of the season in the first quarter at Oregon
- Chased down down Marcus Mariota on a 77-yard run to save an early touchdown
- Stanford's defense went on to make a fourth-down stop and stall Oregon's drive
- Four tackles (three solo) at Notre Dame
- Recovered second-quarter fumble at Cal (Stanford's offense scored on next play)
- Four tackles (three solo) vs. San Jose State.

### As a Sophomore (2011)

- Part of a talented group of young defensive backs who made their mark in 2011
- Saw action in 12 games, missing only the Cal game due to injury
- Made five starts - three at strong safety and two at free safety
- Had 30 tackles, three pass breakups and two fumble recoveries
- Posted a season-high seven tackles at Arizona
- Four stops at Washington State and vs. Oregon
- Recovered a fumble at Duke
- Recovered a fumble versus UCLA.

### As a Freshman (2010)

- Saw action in seven games
- Seven tackles (four solo)
- Three tackles in collegiate debut during season opener against Sacramento State
- One solo tackle against Wake Forest and Washington State
- Two tackles at California

### The Carrington File

- Graduated from Hamilton (Ariz.) and played for head coach Steve Belles
- Four-star recruit and nation's 11th-best safety prospect by ESPN
- Nation's 25th best safety prospect by Scout
- Arizona's top prep prospect by ESPN, third by Scout and fourth by Rivals
- Earned three varsity letters
- 93 tackles and nine interceptions as a senior
- 48-yard fumble recovery and 60-yard interception return for touchdowns as a senior
- 77 tackles and one interception as a junior
- 38 tackles and one interception as a sophomore
- First-team all-state as a senior
- First-team "Big 25" AZFCA all-state
- Selected to play in the inaugural Gridiron Kings Game
- Lettered in basketball and track
- Born in Raleigh, N.C.
- Full name is Devon Dante Carrington
- Son of Darryl and Andra Carrington
- One younger brother, Avery
- Cousin, Keilen Dykes, played football at West Virginia (2003-07)
- Majoring in American studies

### Career Statistics

TACKLES	g	ua	a	total	tfl	pd	ff	fr	blk
2010	5	3	3	6	0.0	0	0	0	0
2011	12	20	10	30	0.0	3	0	2	0
2012	14	17	6	23	0.0	2	0	1	0
<b>TOTAL</b>	<b>31</b>	<b>40</b>	<b>19</b>	<b>59</b>	<b>0.0</b>	<b>5</b>	<b>0</b>	<b>3</b>	<b>0</b>



## Alex Carter

### Cornerback

6-0 / 200 / So.  
Ashburn, Va. • Briar Woods

# 25

#### As a Freshman (2012)

- All-Pac-12 honorable mention
- Played in 14 games with starts in last eight contests at cornerback
- Led Stanford with three forced fumbles
- 46 tackles, 34 solo stops and three tackles for loss
- Started on four special teams units in the early part of the season
- Returned five kickoffs for 110 yards
- Season-long 30-yard kickoff return at Washington
- Four solo tackles, first career tackle for loss and first career forced fumble at Notre Dame
- Took over starting cornerback duties in week seven at Cal
- Four solo tackles in first career start at Cal
- Two tackles for loss among six stops at Oregon
- Six tackles in overtime win vs. Arizona
- Four tackles (three solo) in home win over Oregon State
- Three solo tackles and one forced fumble at Colorado
- Four tackles (three solo) and a forced fumble vs. Washington State
- Pass breakup for third-down stop vs. UCLA to help seal Pac-12 Championship win
- Season-high seven tackles (three solo) in Rose Bowl win over Wisconsin

#### The Carter File

- Graduated from Briar Woods (Va.) and played under head coach Charlie Pierce
- Four-star recruit by ESPN, Rivals and Scout
- Nation's fourth-best safety prospect by Rivals, ninth by Scout
- Nation's seventh-best athlete by SuperPrep
- Nation's 93rd-best recruit by PrepStar
- 2011 U.S. Army, Parade and PrepStar All-America
- Virginia's 2011 Gatorade State Player of the Year
- Virginia's 2011 AA Defensive Player of the Year
- 2011 first-team all-state and all-region selection as defensive back and kick returner
- 2011 Dulles District Defensive Player of the Year
- Over 50 tackles and five interceptions (one returned for touchdown) as a senior
- Over 1,000 all-purpose yards as a senior
- Helped team to 2011 AA Dulles District, Region II and Virginia AA state titles as a senior
- Participated in 2011 U.S. Army All-American and International Bowls
- Lettered in track and field
- Full name is Alexander Rhys Carter
- Son of Tom and Renee Carter
- Three younger sisters: Madison, Peyton and Cameron
- Born in Fairfax, Va.

#### Career Statistics

KICK RETURNS	g	no.	yards	td	long	avg/r	avg/g		
2012	14	5	110	0	30	22.0	7.9		
<b>TOTAL</b>	<b>14</b>	<b>5</b>	<b>110</b>	<b>0</b>	<b>30</b>	<b>22.0</b>	<b>7.9</b>		
ALL PURPOSE	g	rush	rcv	pr	kr	ir	total	avg/g	
2012	14	0	0	0	110	0	110	7.9	
<b>TOTAL</b>	<b>14</b>	<b>0</b>	<b>0</b>	<b>0</b>	<b>110</b>	<b>0</b>	<b>110</b>	<b>7.9</b>	
TACKLES	g	ua	a	total	tfl	pd	ff	fr	blk
2012	14	34	12	46	3.0	1	3	0	0
<b>TOTAL</b>	<b>14</b>	<b>34</b>	<b>12</b>	<b>46</b>	<b>3.0</b>	<b>1</b>	<b>3</b>	<b>0</b>	<b>0</b>



## Johnny Caspers

### Offensive Guard

6-4 / 301 / So.  
Glen Ellyn, Ill. • Glenbard West

# 57

#### As a Freshman (2012)

- Did not see action

#### The Caspers File

- Graduated from Glenbard West (Ill.) and played football under head coach Chad Hetlet
- Earned three varsity football letters
- 2011 PrepStar All-Midwest Region
- 2011 first-team all-state and first-team West Suburban Silver Conference
- 2011 West Suburban Silver Conference Offensive Lineman of the Year
- 2011 all-state academic
- Lettered in baseball and lacrosse
- Livingston and J. Kyle Braid Award recipient
- Born in Glen Ellyn, Ill.
- Full name is Jonathan McCool Caspers
- Son of Scott and Cindy Caspers



## Calvin Chandler

### Strong Safety

6-2 / 215 / Fr.  
Lakewood, Wash. • Bellarmine

# 45

#### The Chandler File

- Graduated from Bellarmine High School (Wash.) and played for head coach Tom Larson
- Three-year varsity letterwinner at outside linebacker, safety, wide receiver and kick returner
- Recorded school's best three-year total of 364 tackles, 18 sacks and nine interceptions
- Career-high 131 tackles and seven sacks came as a junior
- Totaled 102 career receptions for 1,407 yards and 15 touchdowns
- Three-time All-4A Narrows League first-team selection at defensive back and linebacker
- Tacoma News Tribune All-Area and All-State
- Two-time team defensive MVP
- Team MVP as a sophomore
- Senior captain
- Led team to two conference titles and a 34-5 overall three-year record
- Selected to play in the senior all-state game
- Represented Washington in the Tanoa Bowl
- Team Washington Elite in a 7-on-7 tournament in Las Vegas, Nev.
- Tacoma News Tribune Western-100 as a senior
- Scout.com top-20 player in the state as a senior
- Earned four letters in track; three-time track team MVP
- School record holder in the 400m; four-time state finalist in the event
- Bellarmine's Gary Ruffo Scholar-Athlete Award
- U.S. Army National Scholar-Athlete Award
- Born in Seattle, Wash.
- Full name is Calvin Clayton Chandler II
- Son of Jeff and Erin Chandler
- Has two siblings, Katharine (16) and Chase (13)
- Father played football at the University of Washington (1985-89)
- Grandfather, Cal Chandler, played football at the University of Washington (1959-64)





## Eric Cotton

### Tight End

6-6 / 242 / Fr.

Nampa, Idaho • Columbia

80

#### The Cotton File

- Attended Columbia (Idaho) while playing football under head coach Derek Mertz
- Four-star recruit and nation's 227th-best overall player by 247Sports
- Nation's eighth-best tight end by 247Sports, 29th by Scout
- Nation's 19th best Y tight end by ESPN
- 2012 Tacoma News Tribune Western 100
- 2012 PrepStar All-Central-Region
- Idaho's top prospect by 247Sports, second by Scout and third by ESPN
- Selected by Team USA to play in 2012 International Bowl
- Played in the 2012 District III East-West Shrine All-Star Game
- 2011 second-team all-state and first-team all-Southern Idaho Conference
- Earned three varsity football letters
- Played tight end, wide receiver, right guard, outside linebacker and defensive end
- School record holder for yards per catch (22.64), receiving touchdowns (11) and receiving yards (747)
- Holds record for longest reception in Columbia history (94 yards)
- 39 receptions for 715 yards and seven touchdowns in 2012
- 33 receptions for 747 yards and 11 touchdowns in 2011
- Lettered in basketball and track
- Triple jumped 43-5 and finished fourth at state championship
- All-conference basketball player and four-year starter
- Played point guard, forward and center
- Born in Pocatello, Idaho
- Full name is Eric Louis Cotton, Jr.
- Son of Eric and Julie Cotton
- Father played basketball at College of the Sequoias
- Two sisters, Lanae and Shaniece
- Shaniece played basketball at Walla Walla Community College



## Conner Crane

### Wide Receiver

6-4 / 198 / So.

Lantana, Texas • John H. Guyer


81

#### As a Freshman (2012)

- Did not see action

#### The Crane File

- Graduated from John H. Guyer (Texas) and played under head coach John Walsh
- Earned three varsity letters as a wide receiver
- 2011 PrepStar All-Central Region
- 2011 first-team all-district, all-area and honorable mention all-state
- 2011 second-team all-district and all-area
- 99 career receptions for 2,340 yards (23.6 avg.) and 35 touchdowns
- School record holder for career receiving yards (2,340), yards after catch (1,113), receptions (131) and touchdowns (35)
- 46 receptions for 1,004 yards and 16 touchdowns in 2011, both single-season records
- 38 receptions for 956 yards and 12 touchdowns as a junior
- 15 receptions for 380 yards and seven touchdowns as a sophomore
- Helped team to Texas 4A state semifinals in 2009, 5A state finals in 2010 and 2011
- Lettered in basketball and track and field
- Part of 4x400 relay team that won regional title and placed fourth in 2009 state finals
- Born in Corpus Christi, Texas
- Full name is Conner Patrick Crane
- Son of Peter and Kristen Crane
- One younger brother, Brooks
- Grandfather played defensive end at Virginia Tech



## Evan Crower

### Quarterback

6-5 / 214 / Jr.

San Diego, Calif. • St. Augustine

5

#### As a Sophomore (2012)

- Did not see action

#### As a Freshman (2011)

- Did not see action

#### The Crower File

- Graduated from St. Augustine (Calif.) and played for head coach Richard Sanchez
- Left-handed thrower
- Four-year letterwinner; also lettered in baseball as a pitcher and first baseman
- PrepStar All-American
- Nation's 23rd-best quarterback prospect by Scout
- 7,590 yards and 93 touchdowns during four-year varsity career
- 160-of-276 passing for 2,232 yards and 32 touchdowns as a senior
- 173-of-286 passing for 2,444 yards and 30 touchdowns as a junior
- 246-of-427 passing for 2,914 yards and 31 touchdowns as a sophomore
- ESPN Rise first-team all-state quarterback (medium schools)
- First-team all-CIF San Diego Section as a senior
- 2011 Eastern League Offensive Player of the Year
- Second team all-CIF San Diego Section and first-team all-league as a junior
- First-team all-state and all-league as a sophomore
- Son of Brian and Nicole Crower
- Two sisters, Avery and Addison
- Born in San Diego, Calif.
- Full name is Evan David Crower
- Majoring in science, technology and society (information technology, media and society)



## Jackson Cummings

### Running Back

5-9 / 190 / Sr.

Rocklin, Calif. • Rocklin

23

#### As a Junior (2012)

- Played in 13 games
- Four rushes for 12 yards at Colorado
- Recipient of Stanford's Greg Piers Service Team Award on offense

#### As a Sophomore (2011)

- Saw action in two games

#### As a Freshman (2010)

- Earned roster spot as walk-on; did not see action
- Co-recipient of Stanford's Scout Team Award

#### The Cummings File

- Graduated from Rocklin (Calif.) and played for head coach Greg Benzel
- Three-year varsity letterwinner at running back; also all-league in basketball
- Sierra Foothill League Offensive MVP; NorCalPreps.com Offensive Player of the Year
- Single-season school record holder with 2,406 rushing yards and 41 TDs (39 rushing)
- First-team all-Sac Joaquin Section and Division II all-state
- School career record holder for rushing yards (3,463) and TDs (56); averaged 7.04 yards per carry
- School single-game record 337 rushing yards against Roseville as a senior
- Team won 14 straight before losing on last-second field goal in CIF Division II state title game
- American Citizenship Award; President's Academic Excellence Award
- Distinguished Community Service Award
- Sacramento's National Football Association College Hall of Fame inductee
- Born in Evanston, Ill.
- Full name is Jackson Cole Cummings
- Son of Casey and Robin Cummings; one younger sister, Delaney
- Father played football at Northwestern; mother played field hockey at Northwestern
- Uncle, Patrick Cummings, played football at Minnesota
- Aunt, Jennifer Osborne, played field hockey at North Carolina
- Majoring in science, technology and society (innovation, technology and organizations)



### Kevin Danser

**Offensive Guard**

6-6 / 296 / 5th  
Saratoga, Calif. • Bellarmine Prep

**76**

#### As a Senior (2012)

- First-year starter locked down the right guard position all 14 games, filling the large shoes left by unanimous All-American David DeCastro
- Evolved into one of the conference's top guards and a leader on the offensive line
- Helped protect two first-year starting quarterbacks with just 1.43 sacks allowed per game
- Part of an offensive line that paved the way for 174.3 yards per game rushing
- All-Pac-12 second team and Pac-12 All-Academic second team honors

#### As a Junior (2011)

- Saw quality time as reserve on offensive line
- Played in 12 of the team's 13 games

#### As a Sophomore (2010)


- Saw reserve duty in six games on talented offensive line
- Logged minutes against Sacramento State, Wake Forest, Washington State, Washington, Cal and Oregon State

#### As a Freshman (2009)

- Did not see action

#### The Danser File

- Graduated from Bellarmine College Prep (San Jose, Calif.) and played for head coach Mike Janda
- High school teammate of Usua Amanam
- Helped school to 12-1 record and Central Coast Section Open Division title as a senior
- Nation's 55th-best offensive lineman recruit by Scout
- California's 37th-best offensive lineman and 46th overall recruit by Rivals
- 2008 first-team San Francisco Chronicle All-Metro
- Two-time first-team San Jose Mercury News Santa Clara County
- 2008 West Catholic Athletic League Offensive Lineman of the Year
- Two-time West Catholic Athletic League first-team
- MaxPreps Large School and GoldenStatePreps first-team all-state
- Born in San Jose, Calif.
- Full name is Kevin John Danser
- Son of William Danser and Catherine Gallagher
- Two older brothers, Tim and Chris
- Brother, Tim, played football at Brown
- Brother, Chris, played football at San Jose State and San Diego
- Majoring in biomechanical engineering



### Nick Davidson

**Offensive Tackle**

6-7 / 289 / So.  
Eden Prairie, Minn. • Eden Prairie

**66**

#### As a Freshman (2012)

- Did not see action

#### The Davidson File

- Played for head coach Mike Grant at Eden Prairie (Minn.)
- Spent three years at Ardrey Kell (N.C.) before family relocated to Minnesota
- Four-star recruit by ESPN, Rivals and Scout
- SuperPrep and PrepStar All-American
- Nation's 23rd-best offensive tackle prospect by MaxPreps, 26th by Scout, 34th by Rivals, 36th by ESPN
- Three-year varsity letterwinner
- Associated Press first-team all-state
- Star Tribune first team and KARE 11 all-metro
- First-team all-Charlotte, all-Mecklenburg and all-conference as a junior
- Lettered in basketball
- Born in Columbus, Ohio
- Full name is Nicholas James Davidson
- Son of Jeff and Judi Davidson
- Father played football at Ohio State (1986-89) and for the Denver Broncos (1990-92)
- One younger brother, Alex
- Grandfather played football at Ohio State (1961-64) and first-round draft pick of the Buffalo Bills



### Noor Davis

**Outside Linebacker**

6-4 / 235 / So.  
Leesburg, Fla. • Leesburg

**3**

#### As a Freshman (2012)


- Did not see action

#### The Davis File

- Played football at Leesburg (Fla.) under head coach Randy Trivers
- Four-star recruit by ESPN, Rivals and Scout
- Nation's second-best outside linebacker prospect and 25th-best overall recruit by ESPN
- Nation's second-best outside linebacker by MaxPreps, fourth by Rivals and 10th by Scout
- PrepStar, USA Today, U.S. Army and Under Armour All-American
- PrepStar Top 150 Dream Team
- 2011 High School Butkus Award as nation's top prep linebacker
- Selected to Under Armour, U.S. Army and Offense-Defense All-America games and International Bowl
- Played seven games as a senior due to injury
- 46 tackles (11 for loss) and four forced fumbles as a senior
- 101 tackles with eight sacks as a junior
- Lettered in basketball and baseball
- Born in Los Angeles, Calif.
- Full name is Noor Davis
- Son of Christopher and Jana Davis
- One younger brother, Gabriel
- Father played football at Purdue and San Diego State
- Father played football in the NFL with the New York Giants (1987) and New England Patriots (1988)
- Uncle, Andre Tippett, is member of NFL Hall of Fame



Kevin Danser



## Chandler Dorrell

Defensive Back


6-0 / 190 / Fr.

Houston, Texas • St. Thomas Aquinas (Fla.)

41

### The Dorrell File

- Graduated from St. Thomas Aquinas (Fla.) and played for head coach Rocco Casullo
- Attended Cypress Bay High School as a freshman before transferring
- Earned two varsity letters at wide receiver and punter
- 412 receiving yards on 37 receptions and six touchdowns as a senior
- Member of ESPN national championship team in 2010
- Two-time state champion (2010 and 2012)
- Four-year member of Principal's Honor Roll
- Broward County Scholar-Athlete Award
- Junior Orange Bowl Committee Scholar-Athlete Award
- National Honor Society and Spanish National Honor Society
- Full name is Chandler Westley Dorrell
- Hobbies include golf and basketball
- Born in Boulder, Colo.
- Parents are Karl and Kim Dorrell
- Father played football at UCLA (1982-86)
- One younger sister, Lauren



## Davis Dudchock

Tight End

6-4 / 242 / Sr.

Birmingham, Ala. • Oak Mountain

83

### As a Junior (2012)

- Played against Duke

### As a Sophomore (2011)

- Played in seven games as a reserve tight end
- Played behind talented tight end trio of Coby Fleener, Levine Toilolo and Zach Ertz

### As a Freshman (2010)

- Did not see action

### The Dudchock File

- Graduated from Oak Mountain (Ala.)
- Played for head coach Jeff Harris
- Nation's 11th-best tight end prospect by ESPN
- Nation's 18th-best tight end by Rivals and 21st by Scout
- Earned three varsity letters
- 26 catches for 359 yards and three touchdowns as a senior
- 33 catches for 504 yards and four touchdowns as a junior
- Top Metro Super Seniors, All-Over the Mountain and all-county as a senior
- Lettered in baseball and basketball
- National Honor Society
- Spanish Honor Society
- Mu Alpha Theta Honor Society
- Born in Birmingham, Ala.
- Full name is Davis Andrew Dudchock
- Son of Alex and Natalie Dudchock
- Father played football at Auburn (1982-85)
- Two younger brothers, Blake (deceased) and Russell
- Majoring in science, technology and society (information technology, media and society)



## John Flacco

Free Safety

6-2 / 200 / Sr.

Audubon, N.J. • Audubon

44

### As a Junior (2012)

- Did not see action

### As a Sophomore (2011)

- Did not see action

### As a Freshman (2010)

- Did not see action

### The Flacco File

- Graduated from Audubon (N.J.) and played for head coach Jonathon Caputo
- Three-year varsity letterwinner at wide receiver and middle linebacker
- Over 1,000 receiving yards and 300 tackles in final two prep seasons
- Invited to Adam Taliaferro Foundation All-Star Football Classic
- Lettered in basketball and baseball
- Class valedictorian
- Born in Voorhees, N.J.
- Full name is John Stephen Flacco
- Son of Stephen and Karen Flacco
- Four brothers, Joe, Michael, Brian and Thomas, one sister, Stephanie
- Brother, Joe, played quarterback at Delaware (2005-07) and plays professionally for the Baltimore Ravens
- Brother, Michael, played professional baseball in the Baltimore Orioles farm system
- Majoring in biomechanical engineering



John Flacco



## Cameron Fleming

**Offensive Tackle**

6-6 / 318 / Sr.  
Houston, Texas • Cypress Creek

**73**

### As a Junior (2012)

- All-Pac-12 honorable mention
- Started 14 games at right tackle
- Helped pave way for Stepfan Taylor's 1,530 rushing yards, second-most in school history
- Protected two rookie quarterbacks each start their college career with 3-0 record

### As a Sophomore (2011)

- Yahoo! Freshman All-America
- All-Pac-12 honorable mention
- One of three first-year starters on the offensive line, along with Sam Schwartzstein and David Yankey
- Started 11 games
- Missed Oregon State and Oregon games with ankle injury
- Part of offensive line that tied for seventh nationally in fewest sacks per game (0.85)
- Helped Stanford compile 210.62 rushing yards per game (2nd in Pac-12, 18th in NCAA)
- Protected Andrew Luck while the quarterback threw school-record 37 touchdowns

### As a Freshman (2010)

- Did not see action

### The Fleming File

- Graduated from Cypress Creek (Texas) and played for head coach Greg McCaig
- Earned three varsity letters
- Anchored offensive line that averaged 40 points and 420 total offensive yards per game in 2009
- Nation's 38th-best offensive tackle by Rivals, 53rd by Scout and 56th by ESPN
- 2009 first-team Texas Super Team, second-team Texas Prep Insider
- Two-time unanimous first-team Texas 15-5A all-district
- Helped school to pair of 15-5A district championships
- Lettered in basketball
- Attended Harker Heights from 2006-07 before transferring to Cypress Creek
- Born in Fort Hood, Texas
- Full name is Cameron Jarrod Fleming
- Son of Kem and Karen Fleming
- One younger sister, Jordan
- Majoring in aeronautics and astronautics



## Alex Frkovic

**Tight End**

6-5 / 244 / So.  
London, Ontario • A.B. Lucas Secondary

**82**

### As a Freshman (2012)

- Did not see action

### The Frkovic File

- Played for head coach Michael Hayes at A.B. Lucas (Ontario, Canada)
- Earned two varsity letters at tight end, slot receiver and defensive end
- 24 receptions for 467 yards and five touchdowns with nine sacks as a senior
- 16 receptions for 303 yards in six games with three touchdowns as a junior
- Top high school tight end in Canada by Next Level Football and Canada Football Chat
- Offered a roster spot on 2012 Under-20 Canadian National Team
- 2011 Thames Valley Regional Athletics Coaches Poll all-conference
- 2011 Football University Top Gun
- 2011 National Underclassmen Combine Top 100
- 201 Golden Horseshoe All-Star Football Showcase
- A.B. Lucas' athlete of the year as a sophomore
- Led team to 2011 city, TVRA Conference and OFSAA Western Bowl titles
- Team captain as a senior; also lettered and captained basketball and hockey teams
- Led hockey team to Silver Stick and Provincial titles
- Born in London, Ontario, Canada
- Full name is Zarko Alexander Frkovic
- Son of Zarko and Robin Frkovic
- One sister, Kristina



## Chris Gaertner

**Free Safety**

6-1 / 187 / Sr.  
Atherton, Calif. • Sacred Heart Prep

**37**

### As a Junior (2012)

- Did not see action

### As a Sophomore (2011)

- Did not see action

### As a Freshman (2010)

- Did not see action

### The Gaertner File

- Graduated from Sacred Heart Prep (Calif.) and played for head coach Pete Lavorato
- Three-year varsity letterwinner
- Played defensive back, tailback and return specialist during varsity career
- All-Peninsula Athletic League Bay Division first-team as a senior
- Third-team all-San Mateo County
- School records holder for career interceptions (14) and single-season all-purpose yardage (2,128)
- 1,264 rushing yards (105 per game, 7.1 per carry) and 13 touchdowns on 178 carries as a senior
- 17 receptions for 304 yards and one touchdown, 25 yards per kickoff return as a senior
- Four interceptions and 14 pass breakups as a senior
- Led team to semifinals of 2009 Central Coast Section Division IV playoffs
- Second-team all-league and all-county as a junior
- 92 tackles (40 solo), five interceptions, three fumble recoveries and 17 pass breakups as a junior
- 38.6 yards per kickoff return with two touchdowns as a junior
- 39 tackles and league-leading five interceptions as a sophomore
- Set single-game school record with three interceptions in one game
- Led team to 2008 league division title second place in CCS small school division playoffs
- Lettered in track (4x100 relay, long jump, 300 hurdles, 400 meters and 4x400 relay) and basketball
- West Bay Athletic League long jump champion with school-record 20-6
- League champion in 300m hurdles and 4x100 relay
- 2009 Newton Award
- PADI certified divemaster and rescue diver; Shaolin Kempo Karate black belt
- Son of Chris and Jacqueline Gaertner
- Born in Greenwich, Conn.
- Full name is Christopher James Gaertner
- Younger brother, Ryan, plays football at Stanford
- Majoring in economics



Cameron Fleming



**Ryan Gaertner**  
Running Back

5-10 / 215 / Fr.  
Atherton, Calif. • Sacred Heart Prep

46

**The Gaertner File**

- Graduated from Sacred Heart Prep (Calif.) and played for head coach Pete Lavorato
- Three-year starter at cornerback and running back
- Senior captain
- 2012 Prep2Prep Football Senior of the Year Finalist – San Mateo County
- 2012 San Mateo Daily News All-Central Coast Section Prep Football All-Metro Selection
- 2011 and 2012 All-Peninsula Bay League selection
- Led team to two CCS championships (2010 and 2012)
- 1,610 all purpose yards including 1,098 rushing yards and 14 touchdowns as a senior
- Recorded 17 passes defended as a sophomore including two interceptions
- Earned four letters in track
- Three-time All-West Bay League selection
- Member of school's record-setting 4x100m relay team
- AP Scholar
- National Society of High School Scholars
- Academic awards for excellence in chemistry honors and Latin honors (I and II)
- Congressional Student Leadership Council
- Hobbies include skiing, scuba diving (PADI Divemaster) and martial arts (brown belt)
- Born in Greenwich, Conn.
- Full name is Ryan Alexander Gaertner
- Son of Christopher and Jacqueline Gaertner
- Older brother, Chris, is a free safety for Stanford



**Tyler Gaffney**  
Running Back

6-1 / 226 / Sr.  
San Diego, Calif. • Cathedral Catholic

25

**As a Junior (2011)**

- 449 rushing yards on 74 carries (6.1 yards per rush) and seven touchdowns in 13 games
- Ranked second in rushing average and touchdowns
- Nine carries for 61 yards and one touchdown against Colorado
- Capped off 14-play, 84-yard scoring drive with 1-yard run in third quarter against Colorado
- 117 rushing yards on nine carries and a touchdown against Washington
- Combined with Stepfan Taylor (138) as 10th running back duo to rush for 100 yards in same game
- 310 rushing yards on 44 carries (7.0 yards per rush) in six-game stretch
- Scored game's first touchdown on 10-yard reception at USC
- 12 carries for 56 yards at Oregon State, including fourth-quarter touchdown
- 40 yards on six carries and one touchdown against Cal
- Four carries for four yards and 16-yard reception against Oklahoma State in the Fiesta Bowl

**As a Sophomore (2010)**

- Appeared in 10 of 13 games, missing three contests due to injury
- Rushed for 255 yards on 60 carries (4.2 yard per rush) and four touchdowns
- Third in rushing yards among backs - Taylor (1,137), Wilkerson (408)
- 25 carries for 152 yards and three touchdowns over first four games
- Sidelined for the Oregon, USC and Washington State games before returning at Washington
- Eight carries for 33 yards and one touchdown against Sacramento State
- Rushed for gains of 19, 22 and 32 yards with two TDs against Wake Forest
- 13 carries for 50 yards and one touchdown in 41-0 victory over Washington
- Caught Andrew Luck's single-season record 28th TD pass for 52-yards against Oregon State
- Two carries for 10 yards in Orange Bowl victory over Virginia Tech

**As a Freshman (2009)**

- Appeared in 12 games as a true freshman
- 87 yards on 22 carries and one touchdown

**The Gaffney File**

- Returned for senior season and completion of degree after 2012 hiatus for pro baseball
- Batted .297 with .483 on-base-percentage for State College Spikes (Pittsburgh-A)
- Three-year starting outfielder for nationally-ranked baseball program; drafted in 24th round
- 161 games played, .301 career batting average, 132 runs, 76 RBI
- Two-time All-Pac-10 honorable mention; two-time all-regional tournament
- San Diego Union-Tribune first-team All-Time All-County in February 2013
- Graduated from Cathedral Catholic (Calif.) and played for head football coach Sean Doyle
- Nation's top fullback prospect by SuperPrep Magazine, third by Scout and fourth by Rivals
- San Diego Union-Tribune first-team All-San Diego Section as a junior
- 5,547 rushing yards, 46 receptions for 730 yards and totaled 99 TDs during prep career
- 2008 Cal-Hi Sports "Mr. Football"; Cal-Hi Sports first-team all-state
- San Diego Section record 2,866 yards on 295 carries with 48 rushing touchdowns as a senior
- 56 total touchdowns as a senior, fourth-best single-season total in California history
- 337 rushing yards and four touchdowns in 2008 state title game
- Led school to 14-0 season and first state crown in 2008
- CIF San Diego Section record holder for most points scored in a career (598)
- CIF San Diego Section record holder for most points in a season (336)
- CIF San Diego Section records for single-season rushing yards (2,866) and TDs (48)
- CIF San Diego Section record holder for single-game touchdowns (7)
- Second all-time in CIF San Diego Section with 5,547 career rushing yards
- MaxPreps Division II State Player of the Year ; SuperPrep Far West Offensive Player of the Year
- GoldenStatePrep Player of the Year and Southern California Player of the Year
- San Diego Hall of Champions Breitbard All-CIF Offensive Player of the Year
- Eastern League Offensive Player of the Year
- KUSI Silver Pigskin Award; North County Times All-North County team
- San Diego Union-Tribune Offensive Player of the Year
- National Football Foundation Scholar Athlete of the Year
- All-Eastern League Offensive Player of the Year as a junior
- San Diego Union-Tribune All-San Diego Section first-team as a junior
- Lettered in baseball and basketball
- Batted .504 with 12 home runs as a junior
- Born in San Diego, Calif.
- Full name is Tyler Mitchell Gaffney
- Son of Gene and Tiffani Gaffney
- Brother, Drew, plays rugby at Cal
- Father played baseball at the University of San Diego (1981-82)
- Double major in sociology and psychology



Tyler Gaffney



## Ben Gardner

**Defensive End**

6-4 / 277 / 5th  
Mequen, Wis. • Homestead

**49**

### As a Senior (2012)

- All-Pac-12 second team
- Pac-12 All-Academic second team
- Pac-12 Defensive Player of the Week (Sept. 17)
- Lombardi Watch List
- Started all 14 games at defensive end for one of the nation's top defenses
- Tied for second on the team in tackles for loss (14.5) and sacks (7.5)
- Ranked among nation's top-75 in tackles for loss (64th) and sacks (71st)
- Six tackles (3.5 tackles for loss) and one sack while holding USC to 26 rushing yards
- Two solo tackles, one fumble recovery, one sack and forced fumble at Notre Dame
- Four tackles and one eight-yard sack at UCLA
- Four tackles, one sack and one pass breakup vs. Oregon State
- Five tackles (two solo), 2.5 tackles for loss and 1.5 sacks against Washington State
- Five tackles and 1.5 tackles for loss at Cal
- Two tackles, five-yard sack and two pass deflections in overtime win vs. Arizona

### As a Junior (2011)

- All-Pac-12 Second team
- Deswarte-Eller Award winner honoring most outstanding (redshirt) sophomore
- Started 12 of 13 games at defensive end
- 35 tackles, 10.0 tackles for loss (47) and 4.5 sacks (35)
- Tied for 13th in Pac-12 in tackles for loss per game, tied for 16th in sacks per game
- Season-high five tackles, one sack against Cal
- Four tackles against Colorado and Oregon
- Season-high 2.5 tackles for loss at Arizona
- Forced fumble at Washington State
- Blocked point-after attempt at Oregon State
- One tackle in Fiesta Bowl vs. Oklahoma State

### As a Sophomore (2010)

- Saw action in 11 games at special teams and reserve defensive end
- Three tackles (one solo) against Wake Forest

### As a Freshman (2009)

- Did not see action

### The Gardner File

- Graduated from Homestead (Wis.) and played for head coach Dave Keel
- 2008 Associated Press first-team all-state
- 2008 WFCB all-state first-team
- 2008 all-North Shore Conference first-team
- 2008 North Shore Conference Defensive Player of the Year
- 70 tackles, 15 tackles for loss, six sacks and one interception as a senior
- Four forced fumbles, one fumble recovery and two blocked kicks during final prep season
- 55 tackles, eight tackles for loss and 4.5 sacks as a junior
- Led school to Division I state championship as a senior
- School finished second in state title game as a sophomore and junior
- Lettered in golf
- Born in Portland, Ore.
- Full name is Benjamin D. Gardner
- One of four children to Carl and Kim Gardner
- Majoring in science, technology and society (development, science and technology)

### Career Statistics

TACKLES	g	ua	a	total	tfl	pd	ff	fr	blk
2010	11	2	1	3	2.0	1	0	0	0
2011	13	23	12	35	10.0	2	1	1	1
2012	14	27	22	49	14.5	5	1	1	0
<b>TOTAL</b>	<b>38</b>	<b>52</b>	<b>35</b>	<b>87</b>	<b>26.5</b>	<b>8</b>	<b>2</b>	<b>2</b>	<b>1</b>

SACKS	g	ua	a	total	yards
2010	11	1	0	1.0	11
2011	13	4	1	4.5	35
2012	14	6	3	7.5	35
<b>TOTAL</b>	<b>38</b>	<b>11</b>	<b>4</b>	<b>13.0</b>	<b>81</b>



## Joshua Garnett

**Offensive Guard**

6-5 / 316 / So.  
Puyallup, Wash. • Puyallup


**51**

### As a Freshman (2012)

- One of three freshmen to play on the offensive line, joining Kyle Murphy and Andrus Peat
- Played in all 14 games
- First career start against Washington State
- First true freshman offensive lineman to start at Stanford since 2000
- Played both guard positions and fullback

### The Garnett File

- Earned three football letters under head coach Gary Jeffers at Puyallup (Wash.)
- Five-star recruit by Scout, four-star recruit by Rivals
- SuperPrep, PrepStar and Under Armour All-America
- Nation's second-best offensive guard by Rivals.com, third-best by Scout and ESPNU
- Nation's 29th-best recruit by SuperPreps
- Washington's top recruit by SuperPrep
- Three-time all-state
- Three-time first-team all-South Puget Sound League
- 2011 South Puget Sound League Lineman of the Year
- Participated in the Under Armour All-American Bowl Game
- Born in Auburn, Wash.
- Full name is Joshua Samuel Garnett
- Son of Scott and Shanda Garnett
- Father played football at Washington
- Two siblings, Desean and Rachel
- Uncle, Steven, played football at Arizona State
- Ate seven pieces of 24-ounce prime rib at Lawry's Beef Bowl



## Jim Grace

**Center**

6-3 / 255 / Fr.

Austin, Texas • Regents

**69**

### The Grace File

- Graduated from the Regents School of Austin, Texas and played for head coach Beck Brydon
- Four-year letterwinner at offensive and defensive line, playing every position
- Three-year co-captain
- 2011 Iron Knight Award (selected by athletic faculty as hardest working male athlete)
- Three-time Rock Award (selected by teammates as hardest working football player)
- Two-time All-TAPPS first-team and all-state at offensive line
- Two-time academic all-state
- Featured in Austin American Statesman's "Faces off the Field" as a junior
- Member of team's TAPPS Division 3 state championship team as a sophomore
- Two-time district champion
- Earned the Tex Kassen Sportsmanship Award as a freshman
- Two-year student council treasurer and class representative
- National Merit finalist
- Regents Scholar
- AP Scholar
- Hobbies include hunting and fishing
- Born in Denver, Colo.
- Full name is James William Grace
- Son of Guy and Melinda Grace
- Has three siblings, Jack, Caroline and Bobby (9)



## Chris Harrell

### Tight End

6-4 / 238 / So.

Missouri City, Texas • Elkins

82

#### As a Freshman (2012)

- Did not see action

#### The Harrell File

- Played for head coach Dennis Brantley at Elkins (Texas)
- Earned three varsity letters at tackle and defensive end
- Three-time academic all-district
- All-Sun District second team
- All-district 23-5A first team offense
- Lettered in basketball and track and field
- Graduated magna cum laude
- National Honor Society
- Touchdown Club of Houston Scholarship
- Born in Irving, Texas
- Full name is Christopher John Harrell
- Son of John and Brigid Harrell
- Father played football at LSU (1981-84)
- One younger sister, Grace



## Ronnie Harris

### Cornerback

5-10 / 174 / Jr.

Atlanta, Ga. • Westlake

23

#### As a Sophomore (2012)

- Pac-12 All-Academic second team
- Saw action in 14 games as a backup nickel and on special teams
- 13 tackles (six solo), two pass breakups and one forced fumble
- Three tackles (two solo) at Washington on kickoff coverage and punt block units
- Fourth-down pass breakup in end zone vs. USC during third quarter
- Pass breakup and forced fumble on punt block unit at Colorado

#### As a Freshman (2011)

- Did not see action

#### The Harris File

- Played for head coach Greg Minnis and earned three varsity football letters at Westlake (Ga.)
- Nation's 54th-best cornerback by Rivals, 58th by Scout
- 67 tackles (40 solo), three interceptions and 207 receiving yards as a senior
- Two-time first-team all-region
- 2010 Metro Atlanta All-Star
- Represented Georgia at Badger 7-on-7 Nationals
- Lettered in basketball and track and field
- Westlake Academic Scholar (2010-11); Golden Eagle Academic Award (2007-08)
- Principles List, Bata Club and National Honor Society
- Born in Washington, D.C.
- Full name is Ronnie Grant Harris II
- Son of Ronnie and Lenora Harris
- One brother, Gerry, one sister, Haley
- Brother played basketball at Cascade (Okla.)
- Majoring in psychology (pre-medicine)



## Anthony Hayes

### Defensive End

6-3 / 293 / Jr.

Brooklyn Park, Minn. • St. Thomas

97

#### As a Sophomore (2012)

- Played in home win over Duke

#### As a Freshman (2011)

- Did not see action

#### The Hayes File

- Played for head coach Dave Ziebarth at St. Thomas (Minn.)
- Nation's 78th-best defensive line prospect by Scout
- Seven sacks as a senior
- All-metro, all-state and first-team all-Classic Suburban League as a senior
- Lettered in basketball, swimming and track and field
- Born in Edina, Minn.
- Full name is Anthony Robert Hayes
- Mother is Julie Scharber
- One brother, Issac
- Majoring in political science



## Joe Hemschoot

### Inside Linebacker

6-1 / 225 / Sr.

Lakewood, Colo. • Lakewood

40

#### As a Junior (2012)

- Played in 14 games
- Two tackles at Cal
- One solo tackle against Oregon State and UCLA
- Fumble recovery at Colorado

#### As a Sophomore (2011)

- Saw action in 12 of 13 games on special teams and as reserve inside linebacker
- One tackle for loss against Washington
- Season-high two tackles against San Jose State and Oregon

#### As a Freshman (2010)

- Did not see action
- Co-recipient of Stanford's Scout Team Award

#### The Hemschoot File

- Graduated from Lakewood (Colo.) and played for head coach Mark Robinson
- Three-year varsity letterwinner
- Colorado's third-best prospect by Scout
- Nation's 34th-best outside linebacker by Scout, 48th by Rivals
- 141 tackles, 2,136 yards of total offense and 18 touchdowns in 10 games as a senior
- First-team all-state as a specialist
- First-team all-Big 8 (5A) as a linebacker
- Lettered in baseball
- National Honor Society
- Gifted violinist played with Jefferson County Honor Orchestra
- Born in Denver, Colo.
- Full name is Joseph Francisco Hemschoot
- Son of Paul and Tess Hemschoot
- One older brother, Pete, two older sisters, Marie and Alona
- Majoring in science, technology and society (innovation, technology and organizations)

#### Career Statistics

TACKLES	g	ua	a	total	tfl	pd	ff	fr	blk
2011	12	7	4	11	1.0	0	0	0	0
2012	14	3	3	6	0.0	0	0	1	0
<b>TOTAL</b>	<b>26</b>	<b>10</b>	<b>7</b>	<b>17</b>	<b>1.0</b>	<b>0</b>	<b>0</b>	<b>1</b>	<b>0</b>



## Ryan Hewitt

**Fullback**  
6-4 / 246 / 5th  
Denver, Colo. • Mullen

# 85

### As a Senior (2012)

- All-Pac-12 honorable mention
- Played in 12 games with seven starts
- Missed opening two games with ankle injury
- Primary blocking fullback for Stepfan Taylor in record-setting season of 1,530 yards rushing
- Short-yardage specialist converted both fourth-down carries for first downs
- 11 receptions for 110 yards and one touchdown in final five games
- No rushes for negative yardage
- First career rushing touchdown vs. Washington State from one yard out
- Season-high four receptions for 52 yards including 12-yard touchdown catch vs. Oregon State
- Converted all four offensive touches at Oregon for first downs
- Converted two first downs (one rushing, one receiving) on first touchdown drive vs. USC

### As a Junior (2011)

- Team's third leading receiver with 34 catches for 282 yards (21.7 ypc) and five touchdowns
- Of 44 touches, 30 resulted in first down (25) or touchdown (5)
- 18 catches for 134 yards over last five games
- Four catches for 28 yards and two touchdowns against Colorado
- One-yard and 10-yard touchdown receptions against Colorado
- Four receptions for 28 yards and one touchdown at USC
- Five-yard touchdown catch in third quarter to cut USC lead to 20-17
- Season-high seven catches for 64 yards and one touchdown vs. California
- One catch for five yards against Oklahoma State in the Fiesta Bowl
- Frank Rehm Award

### As a Sophomore (2010)

- Played in all 13 games as a reserve fullback and tight end
- Receptions against Wake Forest (10 yards) and Arizona (six yards)

### As a Freshman (2009)

- Did not see action

### The Hewitt File

- Graduated from Mullen (Colo.) and played for head coach and nine-year NFL veteran Dave Logan
- Three-year letterwinner and two-year starter at tight end
- Nation's 30th-best tight end prospect by Scout
- Nation's 45th-best tight end prospect and eighth-best overall recruit in Colorado by Rivals
- Denver Post and Rocky Mountain News 5A All-Colorado
- Rocky Mountain News first-team all-state
- First-team All-Centennial League as a senior" and "Honorable mention All-Centennial League as a junior
- Helped school to 2008 5A state championship
- 34 receptions for 476 yards and four touchdowns as a senior
- Colorado High School Activities Association Academic All-State honorable mention
- Team captain and offensive MVP as a senior
- Played in 2009 Offense-Defense All-America Bowl
- Three-year varsity letterwinner in basketball
- National Honor Society and Spanish Honor Society; Scholastic Achievement Award
- Born in Denver, Colo.
- Full name is Ryan Michael Hewitt
- Youngest of two children to Keith and Mary Hewitt
- Uncle played defensive back at Eastern Michigan and University of Dubuque
- Hobbies include snow skiing
- Majoring in science, technology and society (science, technology and social change)

### Career Statistics

RUSHING	g	att	yards	td	long	avg/c	avg/g
2010	13	0	0	0	0	0.0	0.0
2011	13	10	35	0	7	3.5	2.7
2012	12	13	32	1	6	2.5	2.7
<b>TOTAL</b>	<b>38</b>	<b>23</b>	<b>67</b>	<b>1</b>	<b>7</b>	<b>2.9</b>	<b>1.8</b>

RECEIVING	g	rec	yards	td	long	rec/g	avg/c	avg/g
2010	13	2	10	0	10	0.2	5.0	0.8
2011	13	34	282	5	31	2.6	8.3	21.7
2012	12	14	129	1	24	1.2	9.2	10.8
<b>TOTAL</b>	<b>38</b>	<b>50</b>	<b>421</b>	<b>6</b>	<b>31</b>	<b>1.3</b>	<b>8.4</b>	<b>11.1</b>




## Lucas Hinds

**Offensive Tackle**  
6-4 / 290 / Fr.  
Hyde Park, Mass. • Dexter

# 77

### The Hinds File

- Graduated from the Dexter School (Mass.) and played for head coach Casey Day
- Four-year letterwinner, playing offensive guard, tackle and defensive tackle
- Two-time All-Evergreen League honorable mention
- Earned black belt in karate at 10-years old, sensei for eight years
- Valedictorian of senior class
- National Latin Scholar
- Earned a gold medal on the National Latin Exam in 2009, 2010 and 2011
- AP Scholar with Honor
- Hobbies include playing the piano, chess and kayaking
- Born in Hyde Park, Mass.
- Full name is Lucas David Hinds
- Son of David Hinds



## Zach Hoffpauir

**Strong Safety**  
6-0 / 193 / So.  
Glendale, Ariz. • Centennial

# 10

### As a Freshman (2012)

- Backup strong safety
- Started on kickoff coverage and punt block special teams units in all 14 games
- 11 tackles (seven solo) and one pass breakup
- Three solo tackles in shutout win at Colorado
- Three tackles and pass breakup during second-quarter series vs. Washington State
- Two tackles in the fourth quarter vs. Duke with first-quarter solo tackle on kickoff coverage

### The Hoffpauir File

- Played for head coach Richard Taylor at Centennial (Ariz.)
- Earned three varsity football letters
- Played running back, slot receiver, quarterback and safety as a prep
- Arizona's sixth-best overall recruit
- Two-time first-team all-state safety
- American Football Coaches Association first-team all-district
- Arizona Republic West Valley Player of the Year
- Team captain at 2012 Semper Fidelis All-American Bowl
- 174 tackles and 13 interceptions during three-year varsity career
- 59 tackles, six interceptions, 436 rushing yards and 11 touchdowns as a senior
- 73 tackles and five interceptions during junior campaign
- 42 tackles and two interceptions as a sophomore
- Four-sport athlete lettered in baseball, basketball and track
- Batted .350 as a junior and .404 as a sophomore
- Starting point guard on varsity basketball team as a freshman
- Born in Glendale, Ariz.
- Full name is Zachary Thomas Hoffpauir
- Son of Doug and Shannon Hoffpauir
- One younger sister, Hillary

### Career Statistics

TACKLES	g	ua	a	total	tfl	pd	ff	fr	blk
2012	14	7	4	11	0.0	1	0	0	0
<b>TOTAL</b>	<b>14</b>	<b>7</b>	<b>4</b>	<b>11</b>	<b>0.0</b>	<b>1</b>	<b>0</b>	<b>0</b>	<b>0</b>





## Kevin Hogan

### Quarterback

6-4 / 228 / Jr.  
McLean, Va. • Gonzaga Coll. (D.C.)

8

#### As a Sophomore (2012)

- Pac-12 Football Championship Game MVP
- All-Pac-12 honorable mention
- First-year starting quarterback was emerging offensive story for second half of season
- Started and won five games; led Stanford to 20-14 Rose Bowl victory
- Won four straight games against as many ranked opponents to end regular season
- Joined Josh Nunes as 2012 Stanford quarterbacks to begin career 3-0
- Team's second-leading rusher with 263 yards (4.8 yards per carry) and two touchdowns
- 54 yards on seven carries (7.7 ypc) and 12 of 19 passes for 123 yards in the Rose Bowl
- 155 passing yards and one touchdown with 47 rushing yards and one TD in Pac-12 title game
- Tied Pac-12 title game against UCLA with third-and-15 throw for 26-yard TD to Drew Terrell
- 160 passing yards and one touchdown on 15-of-22 passing at UCLA
- 211 passing yards and one touchdown in overtime win at Oregon
- 37 rushing yards including diving one-yard touchdown on eight carries at Oregon
- First career start vs. Oregon State resulted in 27-23 comeback win
- First Stanford quarterback to make starting debut against ranked opponent since 2007 (Tavita Pritchard led Stanford to 24-23 win at No. 2/1 USC in 2007)
- 22-of-29 passing for 254 yards, three TDs and two interceptions against Oregon State
- Rallied Stanford from 24-13 deficit vs. Oregon State with two TD passes
- Handed offensive reins beginning with third offensive series at Colorado
- Led Stanford to six consecutive scoring drives - including five touchdowns - at Colorado
- 184 yards on 18-of-23 passing with two touchdowns at Colorado
- Rushed for team-high 48 yards at Colorado, including 27-yard scramble
- First career pass attempt was 9-yard touchdown to Levine Toilolo at Cal
- Season debut was a read-option carry for five yards at Washington
- Recipient of Stanford's Outstanding (Redshirt) Freshman Award

#### As a Freshman (2011)

- Did not see action

#### The Hogan File

- Graduated from Gonzaga College (Washington, D.C.) and played for head coach Aaron Brady
- Earned three varsity football letters
- SuperPrep All-America and top high school player in Washington, D.C.
- Nation's 13th-best overall quarterback prospect by Scout, 15th best pro-style QB by Rivals
- 1,820 passing yards for 14 touchdowns, 366 rushing yards and six touchdowns as a senior
- 4,762 passing yards and 37 TDs during prep career
- Two-time first-team all-Washington Catholic Athletic Conference
- 2010 D.C. Player of the Year; first-team all-Met; DCsportsFan.com Offensive Player of the Year
- Fairfax County Football Hall of Fame Outstanding Private School High School Player of the Year
- Selected to play in Chesapeake Bowl and USA Bowl; Named to USA U-19 National Team
- Lettered in basketball
- Born in McLean, Va.
- Full name is Kevin Michael Hogan
- Son of Jerry and Donna Hogan
- Older brother, Brian, and older sister, Kelly
- Grandfather, James M. O'Brien, played football at Navy
- Uncles, Coley O'Brien and Ivan Brown, played football at Notre Dame
- Cousin, Sean O'Brien, played football at Arizona
- Enjoys reading and traveling
- Majoring in science, technology and science (information technology, media and society)

#### Career Statistics

RUSHING	g	att	yards	td	long	avg/c	avg/g
2012	10	55	263	2	27	4.8	26.3
<b>TOTAL</b>	<b>10</b>	<b>55</b>	<b>263</b>	<b>2</b>	<b>27</b>	<b>4.8</b>	<b>26.3</b>

PASSING	g	cmp-att-int	yards	td	long	pct	avg/p	avg/g	effic
2012	10	109-152-3	1096	9	43	71.7	7.2	109.6	147.9
<b>TOTAL</b>	<b>10</b>	<b>109-152-3</b>	<b>1096</b>	<b>9</b>	<b>43</b>	<b>71.7</b>	<b>7.2</b>	<b>109.6</b>	<b>147.9</b>

TOTAL OFFENSE	g	rush	pass	total	avg/g
2012	10	263	1096	1359	135.9
<b>TOTAL</b>	<b>10</b>	<b>263</b>	<b>1096</b>	<b>1359</b>	<b>135.9</b>



## Austin Hooper

Tight End  
6-4 / 254 / Fr.  
San Ramon, Calif. • De La Salle


84

#### The Hooper File

- Attended De La Salle (Calif.) while playing for head coach Bob Ladouceur
- Four-star recruit by 247Sports and ESPN
- Nation's 261st-best overall player by ESPN, 25th-best tight end by Scout
- Nation's 20th-best defensive end by ESPN, 28th by PrepStar
- California's 25th-best overall prospect by ESPN, 30th by 247Sports
- 2012 Tacoma News Tribune Western 100
- 2012 PrepStar All-West Region
- 2012 first-team all-state (CalHiSports and MaxPreps)
- 2012 all-NorCal by MaxPreps
- Two-time San Francisco Chronicle all-Metro honoree
- Sports Illustrated High School Player of the Week (Jan. 10, 2013)
- Led school to the 2010, 2011 and 2012 CIF Open Division state titles
- Selected to 2013 Semper Fidelis All-American Bowl
- Team captain in 2012
- De La Salle went 15-0 and ranked No. 1 nationally by ESPN and MaxPreps in 2012
- 11 receptions for 293 yards and three touchdowns with 39 tackles and 8.0 sacks in 2012
- Nine catches for 182 yards and two touchdowns with 46 tackles and 10.5 sacks in 2011
- Lettered in track and field
- All-league in shot put with personal-best 57-8
- Born in San Mateo, Calif.
- Full name is Austin Manuel Hooper
- Parents are Michael and Lillian Hooper
- Father played football at San Diego State
- Uncle, Greg, played fullback at Stanford (1979-82)
- Uncle, Chip, played professional tennis
- One younger brother, Justin, one younger sister, Alexis



Kevin Hogan



### Charlie Hopkins

**Tight End**

6-6 / 262 / Jr.

Spokane, Wash. • Gonzaga Prep

92

#### As a Sophomore (2012)

- Did not see action

#### As a Freshman (2011)

- Did not see action

#### The Hopkins File

- Graduated from Gonzaga Prep (Wash.) and played for head coach Dave McKenna
- PrepStar All-America
- Nation's 15th-best strongside defensive end by Rivals
- Nation's 38th-best defensive end by Scout
- Nation's 31st-best defensive linemen by SuperPrep
- Two-time All-Greater Spokane League first-team
- First-team all-state
- Seven sacks and one blocked punt in six games as a senior
- 10 sacks, one blocked punt and one interception as a junior
- Lettered in basketball
- Born in Chelan, Wash.
- Full name is Charles David Hopkins
- Son of Brian and Laurie Hopkins
- Father played basketball at Puget Sound (1978-82)
- Two brothers, Beau and Reed, and one sister, Claire
- Brother, Beau, played basketball at Eastern Oregon (2007-09)
- Uncle played football at Washington State (1984-85)
- Enjoys hiking, fishing and snowboarding
- Majoring in science, technology and society (innovation, technology and organizations)



### Craig Jones

**Inside Linebacker**

6-0 / 220 / So.

Modesto, Calif. • Central Catholic

59

#### As a Freshman (2012)

- Did not see action

#### The Jones File

- Played for head coach Roger Canepa at Central Catholic (Calif.)
- Earned three varsity letters at linebacker, fullback and tailback
- 2011 Western Athletic Conference Defensive Player of the Year
- 2011 NorCal Preps Division V Player of the Year
- Cal-Hi Sports all-state
- 3,189 career rushing yards and 40 touchdowns
- Lettered in wrestling
- Western Athletic Conference champion in 189-pound class
- Class valedictorian
- Wendy's High School Heisman state finalist
- AP Scholar-Athlete Award
- Born in Denver, Colo.
- Full name is Craig Ryan Jones
- Son of Darin and Carol Jones
- One sister, Stacy



### Dontonio Jordan

**Wide Receiver**

5-11 / 188 / So.

Hickory Creek, Texas • Lake Dallas

11

#### As a Freshman (2012)

- Did not see action

#### The Jordan File

- Played for head coach Michael Young at Lake Dallas (Texas)
- Three-year varsity letterwinner
- PrepStar All-Central Region
- 119 career catches for 1,348 yards and 12 touchdowns
- 1,250 career rushing yards and 20 touchdowns on 197 carries
- All-district second team at wide receiver as a junior
- All-district honorable mention at running back as a junior
- Lettered in basketball and track and field
- Born in Little Rock, Ark.
- Full name is Dontonio Keshon Jordan
- Son of Espartaco and Felecia Jordan
- Father played football at Henderson State (1988-90)
- One younger sister, Nina
- Uncle, James Rouse, Jr., played football at Arkansas (1985-89) and two seasons for the Chicago Bears



### Peter Kalambayi

**Outside Linebacker**


6-3 / 236 / Fr.

Matthews, N.C. • Butler

34

#### The Kalambayi File

- Attended Butler (N.C.) and played football under head coach Brian Hales
- Five-star recruit by PrepStar
- Four-star recruit by Scout, Rivals, 247Sports and ESPN
- Nation's the 79th-best overall player by PrepStar, 97th by Rivals and 131st by Scout
- Nation's seventh-best outside linebacker by Rivals, 10th by PrepStar
- Nation's sixth-best middle linebacker by Scout, eighth-best inside linebacker by 247Sports
- North Carolina's fourth-best overall prospect by Rivals, fifth by Scout and sixth by 247Sports
- 2012 PrepStar All-American and Dream Team selection
- 2012 USA Today first-team All-American
- Selected to 2013 U.S. Army All-American Bowl
- Finalist for 2012 High School Butkus Award
- Two-time AP first-team all-state
- 2012 Charlotte Observer Defensive Player of the Year
- Earned four varsity football letters
- Led team to undefeated seasons and 4AA state titles in 2009, 2011 and 2012
- 101 tackles (13 for loss), seven sacks, three forced fumbles, three fumble recoveries, one pick in 2012
- Lettered in basketball and track and field
- Averaged 13 rebounds per game as a center on the hoops team
- All-conference in the 4x100m, shot put and discus
- All-state in shot put with a personal-best 53-5
- Full name is Peter Mukeba Kalambayi
- Born in Raleigh, N.C.
- Mother is Liselle Kalambayi
- Uncle, Khari Joseph, played football at Brown
- One younger sister, Andrea
- Family is from Trinidad and Tobago



## Luke Kaumatule

Tight End

6-7 / 267 / So.

Honolulu, Hawaii • Punahou

99

### As a Freshman (2012)

- Played in nine games at tight end
- Delivered downfield block to help Zach Ertz score game-winning touchdown against USC

### The Kaumatule File

- Played football for head coach Kale Ane at Punahou (Hawaii)
- Attended Island Pacific (2008) and Radford (2009-10) during prep career
- Two-year varsity letterwinner
- Four-star recruit by Rivals and Scout
- SuperPrep, PrepStar and U.S. Army All-American
- Nation's 12th-best defensive end by PrepStar, 15th by Rivals
- Led team to division championship as a senior
- Lettered in basketball and volleyball
- Born in Honolulu, Hawaii
- Full name is Luke O'tutulupeatau Saokai Kaumatule
- Son of Soakai Soakai Kaumatule and Patricia Mataele
- Nine siblings: Samuela Manoa, Joseph Tuipolotu, Charlotte Tuipolotu, Albert Tuipolotu (deceased), Canton Kaumatule, Destiny Kaumatule, Noah Kaumatule, Chevonne Hale'ano and Caelan Hale'ano (deceased)
- Uncle, Sione Havea, wrestled in the WWF



## Gautam Krishnamurthi

Wide Receiver

6-1 / 172 / Jr.

Saratoga, Calif. • Harker School

38

### As a Sophomore (2012)

- Did not see action

### The Krishnamurthi File

- Joined team prior to 2012 season
- Played for head coach Karriem Stinson at Harker (Calif.)
- Earned two varsity letters at wide receiver and safety
- Single-season record holder for receiving yards (972), receiving touchdowns (10), receptions (48)
- Single-season record holder for interceptions returned for touchdowns (2)
- Single-game school record holder for most receptions (10)
- 48 catches for 972 yards and 10 touchdowns as a senior
- 49 tackles and six interceptions (two returned for touchdowns) as a senior
- 15 catches for 215 yards and two touchdowns as a junior
- 30 tackles, three interceptions and one fumble recovery as a junior
- 2010 first-team all-Bay League and team offensive MVP
- 2010 Deron Thorp Memorial Award
- Played in Charlie Wedemeyer High School All-Star Game
- Lettered in basketball
- AP Scholar with Distinction
- National Merit finalist
- Wendy's High School Heisman nominee
- Born at Stanford Hospital
- Full name is Gautam Ashok Krishnamurthi
- Son of Ashok Krishnamurthi and Deepa Iyengar
- One brother, Sidhart
- Majoring in economics



Luke Kaumatule



## Jarek Lancaster

Inside Linebacker

6-1 / 236 / 5th

Helotes, Texas • Sandra Day O'Connor

35

### As a Senior (2012)

- Played in all 14 games in a backup defensive role and started on four special teams units
- 36 tackles (23 solo), three tackles for loss and two sacks
- Season-high 10 tackles (seven solo) vs. Duke
- Nine-yard sack vs. Arizona
- One of two solo tackles for a three-yard sack at Colorado
- Three solo tackles at Oregon, including two on kickoff coverage (one at 10-yard line)
- Four tackles (two solo) at Cal
- Co-recipient of Phil Moffat Special Teams Award

### As a Junior (2011)

- Started last 10 games at inside linebacker following Shayne Skov's season-ending injury
- Team-high 70 tackles
- 3.5 sacks, seven tackles for loss, three pass breakups and one fumble recovery
- Six or more tackles in seven games
- Back-to-back 10-tackle efforts against Washington and USC
- At least one sack in consecutive games against Washington State and Washington
- Team-high 10 tackles (two tackles for loss) at USC
- Shared team-high honors with seven tackles against Oklahoma State in the Fiesta Bowl

### As a Sophomore (2010)

- Saw action in all 13 games, mostly on special teams
- 15 tackles (10 solo)
- Season-high three tackles against Wake Forest and California
- Two tackles at Washington and vs. Virginia Tech
- One solo tackle against Sacramento State, UCLA, USC, Washington State and Arizona State

### As a Freshman (2009)

- Did not see action

### The Lancaster File

- Graduated from Sandra Day O'Connor (Texas)
- Three-year varsity starter under head coach Daniel Padron
- Played defensive end, linebacker and quarterback in high school
- Nation's 53rd-best linebacker by Scout
- 60-of-115 passing for 1,087 yards and 10 touchdowns as a senior
- 157 career tackles (51 solo), 12 tackles for loss and 6.5 sacks
- All-District 28-5A second team at quarterback as a senior
- Second team all-area and second team all-state academic
- Lettered in track and field (hurdles, long jump, triple jump and mile relay)
- First-team all-state academic
- Mu Alpha Theta (math honors)
- National Honor Society
- Nominated for Princeton Book Award
- Priest Holmes Foundation Student-Athlete Award finalist
- Born in Moreno Valley, Calif.
- Full name is Jarek Alexander Lancaster
- Son of Pat and Linda Lancaster
- Oldest of two children
- Uncle, Sacha Lancaster, played for Arkansas and professionally in the AFL, CFL and NFL Europe
- Hobbies include reading, training, drawing and movies
- Majoring in psychology

### Career Statistics

TACKLES	g	ua	a	total	tfl	pd	ff	fr	blk
2010	13	10	5	15	0.0	0	0	0	0
2011	13	44	26	70	7.0	3	0	1	0
2012	14	23	13	36	3.0	0	0	0	0
<b>TOTAL</b>	<b>40</b>	<b>77</b>	<b>44</b>	<b>121</b>	<b>10.0</b>	<b>3</b>	<b>0</b>	<b>1</b>	<b>0</b>

SACKS	g	ua	a	total	yards
2010	13	0	0	0.0	0
2011	13	3	1	3.5	21
2012	14	2	0	2.0	12
<b>TOTAL</b>	<b>40</b>	<b>5</b>	<b>1</b>	<b>5.5</b>	<b>33</b>

Jarek Lancaster



## Dallas Lloyd

Quarterback

6-3 / 212 / So.

Pleasant Grove, Utah • Pleasant Grove

2

### As a Freshman (2012)

- Did not see action

### The Lloyd File

- Played football at Pleasant Grove (Utah) under head coach Dale Sampson
- Signed in 2010 before spending two years on church mission
- 2010 PrepStar All-American
- Scout's top dual-threat quarterback in the West and 15th-best prep quarterback
- CSTV and Tom Lemming's 10th-best combo-style quarterback in the nation
- Utah's top-ranked quarterback prospect and No. 3 overall
- Among top 300 players nationally by Super Prep Magazine
- Earned three varsity football letters
- Completed 71 of 111 passes (64 pct.) with 16 touchdowns as a senior
- Completed 93 of 169 passes for 1,689 yards and 15 touchdowns as a junior
- 19-1 as a starter during prep career
- Played in eight games as a senior before suffering a season-ending ankle injury
- Two-time Utah Herald All-Valley
- Utah Daily Herald Elite 11 member as a senior
- 2009 Salt Lake Tribune and Deseret News first-team all-state
- 2009 Region 4 MVP
- Three-time Subway Utah Player of the Week in 2009
- All-state academic first team
- Earned three varsity letters
- 2010 National Football Foundation Utah Chapter Hall of Fame
- National Honor Society
- Hope of America Award
- Eagle Scout
- Born in Provo, Utah
- Full name is Dallas Christopher Lloyd
- Son of Casey and Angie Lloyd
- Father played basketball at Weber State and BYU-Hawaii
- One younger brother, Jake, and two sisters, Ellie and Savannah
- Brother, Jake, threw 53 touchdowns for Timpview in 2012 and 80 touchdowns in two years
- Hobbies include golf, basketball, playing piano and surfing





## Nate Lohn

Defensive Tackle

6-3 / 272 / So.

Kansas City, Mo. • Staley

55

### As a Freshman (2012)

- Did not see action

### The Lohn File

- Played for head coach Fred Bouchard and earned four varsity letters at Staley (Mo.)
- SuperPrep All-American
- PrepStar All-Midwest Region
- Nation's 46th-best defensive lineman by SuperPrep
- Missouri Class 5 first-team all-state and co-Defensive Player of the Year
- Suburban Small Six first-team all-conference
- 67 tackles (29 solo) and nine sacks as a senior
- Led team to 14-0 record and Class 5 state title in 2011
- Lettered in wrestling and track and field
- Two-time first-team all-state academic
- Born in Monett, Mo.
- Full name is Nathanael Louis Lohn
- Son of David and Debra Lohn
- Father played football at Air Force (1980-82) and Texas A&M (1982-83)
- Two sisters, Hannah and Ruthie, and two brothers, Luke and Josh
- Brother, Josh, plays football at Evangel (Mo.)
- Uncle, David Dowell, played football at Texas A&M (1982-85)
- Uncle, Paul Lohn, played football at Houston (1970-73)



## Blake Lueders

Outside Linebacker

6-5 / 260 / Sr.

Zionsville, Ind. • Zionsville Community

43

### As a Junior (2012)

- Missed season due to injury

### As a Sophomore (2011)

- Major contributor on special teams
- 17 tackles, three tackles for loss and two sacks
- Fumble recovery in season opener against San Jose State
- First career sack against Colorado
- Season-high five tackles and one sack against Washington

### As a Freshman (2010)

- Saw action in 10 of 13 games, primarily on special teams units
- Six tackles (four solo)
- Two tackles against Wake Forest; Season-high three tackles at Cal
- One tackle for loss at Notre Dame

### The Lueders File

- Graduated from Zionsville Community (Ind.) and played for head coach Larry McWhorter
- Four-year letterwinner as a linebacker and fullback
- Four-star recruit by Scout, Rivals and ESPN
- Nation's 10th-best defensive end prospect by Scout, 11th by ESPN and 12th by Rivals
- Nation's 79th-best recruit by Scout, 113th by ESPN
- 2009 Tom Lemming All-American
- 2009 Indiana Mr. Football
- 2009 Indy Sports Nation Defensive Player of the Year
- 93 tackles, 2.5 sacks, one interception and three fumble recoveries as a senior
- 128 tackles and three sacks as a junior
- Indiana Football Coaches Association and Associated Press first-team all-state
- Indianapolis Star Super Team; Indiana Prime Time Top 25
- National Football Foundation Scholar; Academic all-state
- Participated in the U.S. Army All-American Bowl
- Lettered in basketball
- Born in Indianapolis, Ind.
- Full name is Blake Patrick Lueders
- Son of Daniel and Mary Lueders
- One younger sister, Grace
- Majoring in management science and engineering



## Wayne Lyons

Cornerback

6-1 / 196 / Jr.

Ft. Lauderdale, Fla. • Dillard

2

### As a Sophomore (2012)

- Played in 14 games with one start at cornerback
- Six tackles (four solo) in first career start vs. Arizona
- Five solo tackles vs. San Jose State
- Three solo tackles against USC's Matt Barkley without a touchdown
- First career interception in red zone during fourth quarter at Cal

### As a Freshman (2011)

- Played in season's first two games against San Jose State and Duke
- Missed remainder of the season with broken foot suffered against San Jose State
- Three tackles on the season, including two against San Jose State


### The Lyons File

- Graduated from Dillard (Fla.) while playing under head coach Manny Martin
- Four-star recruit by Rivals and Scout
- 2010 PrepStar All-American, 81st on PrepStar's Top 150 Dream Team
- Florida's sixth-best safety prospect and nation's 107th overall by Rivals
- Florida's 21st-best overall prospect by Rivals
- Nation's eighth-best safety by Scout, 10th-best overall prospect by Sporting News
- Tom Lemming's 16th-best high school prospect
- Three-year varsity football letterwinner
- 45 tackles (nine for loss), two sacks and two forced fumbles as injury-plagued senior
- 87 tackles and two interceptions as a junior
- Team-high 95 tackles (75 solo) as a sophomore
- 2010 U.S. Army All American
- U.S. Army's Felix "Doc" Blanchard Award honoree
- 2010 Sun-Sentinel and Miami Herald Class 5A All-Broward County Defensive Team
- 2010 Old Spice Red Zone Player of the Year
- 2010 Army National Combine defensive MVP
- 2011 Team USA National Football Team and Sporting News National All-Defense
- First on Florida High School's football Super 75
- Class valedictorian
- Completed 43 college credits at Broward College
- Carried highest grade-point average among males as a sophomore, junior and senior
- Class president as sophomore, junior and senior
- National Honor Society member
- National Football Foundation Brian Piccolo Award
- Scholar-Athlete Milk Mustaches of the Year Got Milk? Award
- 2010 Top 10% Award
- Three-time recipient of the Student Government Associate Community Service Award
- 2010 National Achievement Award recipient; 2010 Congressional National Scholar
- 2010 Silver Knight Service Award nominee
- Finalist for Brian Piccolo Scholar-Athlete Award
- Lettered in track and wrestling
- Born in Fort Lauderdale, Fla.
- Full name is Wayne Lyons II
- Son of Wayne Lyons and Gwendolyn Bush
- Father played football for Alabama A&M from 1977-81
- One sister, Danielle
- Uncle, Bruce Bush, played football at Arizona (1982-83) and in the Canadian Football League (1984-85)
- Cousin, Frank Sanders, played at Auburn (1991-94) and in the NFL with Arizona and Baltimore
- Majoring in architectural design

### Career Statistics

INTERCEPTIONS	g	no.	yards	td	long	avg/r	avg/g
2011	2	0	0	0	0	0.0	0.0
2012	14	1	2	0	2	2.0	0.1
<b>TOTAL</b>	<b>16</b>	<b>1</b>	<b>2</b>	<b>0</b>	<b>2</b>	<b>2.0</b>	<b>0.1</b>

TACKLES	g	ua	a	total	tfl	pd	ff	fr	blk
2011	2	1	3	4	0.0	1	0	0	0
2012	14	20	5	25	0.0	1	0	0	0
<b>TOTAL</b>	<b>16</b>	<b>21</b>	<b>8</b>	<b>29</b>	<b>0.0</b>	<b>2</b>	<b>0</b>	<b>0</b>	<b>0</b>



### Blake Martinez

**Inside Linebacker**

6-2 / 234 / So.  
Tucson, Ariz. • Canyon del Oro

4

#### As a Freshman (2012)


- Saw action in 14 contests
- First career tackle and quarterback hurry against Duke
- Solo tackle at Colorado
- Solo tackle at Rose Bowl against Wisconsin
- Recipient of Stanford's Greg Piers Service Team Award on defense

#### The Martinez File

- Played for head coach Dustin Peace at Canyon del Oro (Ariz.)
- Attended Mountain View (2008-09) and Santa Rita (2009)
- Played tight end, running back and linebacker
- PrepStar All-West Region
- Two-time Southern Arizona Defensive Player of the Year
- Canyon del Oro career record holder with 247 tackles
- 1,100 yards total offensive yards as a senior
- Lettered in volleyball and basketball
- Born in Tucson, Ariz.
- Full name is Blake Edmon Martinez
- Son of Marc and Carrisa Martinez
- Three siblings: Hailley, Madison and Logan

#### Career Statistics

TACKLES	g	ua	a	total	tfl	pd	ff	fr	blk
2012	14	2	1	3	0.0	0	0	0	0
<b>TOTAL</b>	<b>14</b>	<b>2</b>	<b>1</b>	<b>3</b>	<b>0.0</b>	<b>0</b>	<b>0</b>	<b>0</b>	<b>0</b>



### Josh Mauro

**Defensive End**

6-6 / 282 / 5th  
Hurst, Texas • L.D. Bell

90

#### As a Senior (2012)

- Fifth on team with six sacks
- 19 tackles, five tackles for loss
- Solo 5-yard sack vs. USC
- 1.5 sacks (-10 yards) vs. Washington State
- Solo sack at UCLA
- Solo sack at Colorado
- Fumble recovery to end second-quarter USC drive
- Fumble recovery to set up game-winning touchdown drive vs. Oregon State

#### As a Junior (2011)

- Played in all 13 games as reserve defensive end
- Four tackles (two solo)
- One sack at Washington State
- One sack vs. Notre Dame

#### As a Sophomore (2010)

- Saw action in nine games as a reserve defensive lineman
- Seven tackles (five solo)
- Two tackles against Sacramento State
- Five tackles against Wake Forest

#### As a Freshman (2009)

- Did not see action

#### The Mauro File

- Graduated from L.D. Bell (Texas) and played for head coach Gary Olivo
- Nation's 31st-best weakside defensive end by Rivals
- Played defensive end, linebacker and quarterback during career
- 80 tackles (12 for loss), 12 sacks, five forced fumbles, two fumble recoveries and one blocked kick as a senior
- Seven catches for 155 yards and one touchdown as a tight end
- First-team District 5-5A
- Dallas Morning News first-team all-area
- Associated Press all-state
- Fort Worth Star-Telegram Super Team second-team all-area
- Texas Writers' Association second-team all-state
- Lettered in basketball
- Born in St. Albans, England
- Full name is Joshua Daniel Mauro
- Son of Greg Mauro and Joy Christian
- Brother, Joe, played quarterback at Northwestern
- Stepbrother, Nathan, played football at Harding
- Stepbrother, Darrick, played football at Blinn, Florida A&M and Harding
- Hobbies include basketball, movies, reading and boating
- Majoring in science, technology and society (management science and engineering)

#### Career Statistics

TACKLES	g	ua	a	total	tfl	pd	ff	fr	blk
2010	9	5	2	7	0.0	1	0	0	0
2011	12	2	2	4	2.0	1	0	0	0
2012	13	11	8	19	7.0	0	0	2	0
<b>TOTAL</b>	<b>34</b>	<b>18</b>	<b>12</b>	<b>30</b>	<b>9.0</b>	<b>2</b>	<b>0</b>	<b>2</b>	<b>0</b>

SACKS	g	ua	a	total	yards
2010	9	0	0	0.0	0
2011	12	2	0	2.0	12
2012	13	4	2	5.0	26
<b>TOTAL</b>	<b>34</b>	<b>6</b>	<b>2</b>	<b>7.0</b>	<b>38</b>



Josh Mauro



## Conor McFadden

Center

6-3 / 289 / Sr.  
Sunfish Lake, Minn. • St. Thomas Acad.

61

### As a Junior (2012)

- Played in four games as reserve center

### As a Sophomore (2011)


- Did not see action

### As a Freshman (2010)

- Did not see action

### The McFadden File

- Graduated from St. Thomas Academy (Minn.) and played for head coach Dave Ziebarth
- Three-year varsity letterwinner at center, left tackle and defensive tackle
- Minneapolis Star Tribune All-Metro first-team
- Associated Press second-team all-state
- Academic all-state
- Led team to league and section titles as a senior
- Led team to state semifinal appearance as a senior
- Team averaged 415.0 rushing yards per game in 2009
- Selected to Minnesota High School All-Star Game
- Wendy's High School Heisman
- Oversaw over 240 cadets as ROTC battalion commander
- Student body president
- National Merit Commended Student
- Lettered in tennis and hockey
- Born in Washington, D.C.
- Full name is Michael Conor McFadden
- Son of Michael and Mary Kate McFadden
- Five siblings: Conor, Molly, Sean, Brendan and Danny
- Pat is a running back for Stanford
- Father played football at the University of St. Thomas
- Majoring in public policy



## Pat McFadden

Running Back

5-10 / 195 / Fr.  
Sunfish Lake, Minn. • St. Thomas Acad.

42

### The McFadden File

- Graduated from St. Thomas Academy (Minn.) and played for head coach Dave Ziebarth
- Three-year varsity letterwinner at running back and outside linebacker
- Classic Suburban All-Conference selection as a senior; Academic all-conference
- Led team to league and section titles as a sophomore and senior
- Led team to state semifinal appearance as a sophomore and senior
- Rushed for 1,166 yards and 14 touchdowns as a senior after missing junior year to injury
- All-conference pick, senior captain and five-time letterwinner in track & field
- Two-time letterwinner and state champion in ice hockey as a center and forward
- Graduated Summa Cum Laude; Four Eagle Award, the school's highest academic honor
- Scholar-Athlete and Christian Service Awards
- Second in command of 600 cadets in school's ROTC program
- Hobbies include camping, reading and skiing
- Born in St. Paul, Minn.
- Full name is Patrick Ignatius McFadden
- Son of Michael and Mary Kate McFadden
- Has five siblings, Conor (21), Molly (16), Sean (14), Brendan (12) and Danny (10)
- Conor is a center on the football team
- Father played football at the University of St. Thomas



## Reed Miller

Long Snapper

6-2 / 225 / So.  
Encinitas, Calif. • Santa Fe Christian

67

### As a Freshman (2012)

- Started all 14 games as a true freshman for long and short snapping duties
- Snapped for Daniel Zychlinski's best punting season (42.9 yards/punt, 18 punts of 50-plus yards)
- Snapped for kicker Jordan Williamson to make 43 of 44 PAT attempts and 15 of 25 field goals
- Snapped for Williamson's game-winning field goals vs. San Jose State, at Oregon and vs. UCLA
- First career tackle at UCLA

### The Miller File

- Graduated from Santa Fe Christian (Calif.)
- Played for head coach Nick Ruscetta
- Earned three varsity letters as a center, defensive end and long snapper
- 2011 first-team all-Coastal League
- 2011 second-team all-state Division IV
- Selected to participate in San Diego All-Star Spanos Game
- Lettered in track and field, throwing shot put and discus
- Three-time winner of Academic Athlete Award
- California Scholastic Federation Gold Seal Bearer
- Born in Encinitas, Calif.
- Full name is Reed Allen Miller
- Son of Doug and Cammie Miller
- One brother, Brock

### Career Statistics

TACKLES	g	ua	a	total	tfl	pd	ff	fr	blk
2012	14	1	0	1	0.0	0	0	0	0
<b>TOTAL</b>	<b>14</b>	<b>1</b>	<b>0</b>	<b>1</b>	<b>0.0</b>	<b>0</b>	<b>0</b>	<b>0</b>	<b>0</b>



Reed Miller



## Ty Montgomery

Wide Receiver

6-2 / 215 / Jr.  
Dallas, Texas • St. Mark's

7

### As a Sophomore (2012)

- All-Pac-12 honorable mention
- Hornung Award Watch List
- Played in 11 games with four starts; hampered by midseason injury
- Missed Notre Dame, Cal and Washington State games
- Six of 11 kickoff returns netted 30 or more yards (26.6 yards per kickoff return)
- Three catches for 26 yards in Rose Bowl victory against Wisconsin
- Three catches for 29 yards and five kickoff returns for 126 yards against Arizona
- Season-best 155 all-purpose yards against Arizona
- Season-high six catches for 39 yards with pair of kickoff returns for 66 yards at Washington
- Pair of catches for 13 yards and season-long 64-yard kickoff return vs. USC
- Two catches, including season-long 32 yarder, for 38 yards vs. Duke
- Five catches for 49 yards against San Jose State

### As a Freshman (2011)

- Saw action in all 13 games with starts in last four contests
- 24 catches for 350 yards (14.6 yards per catch) and two touchdowns
- 27 kickoff returns, 25.2 yards per return (680 total)
- 96-yard kickoff return for touchdown on final play at Washington State
- 22 receptions for 329 yards over the last six games
- Five receptions for 87 yards, including 62-yard reception, against USC
- Three receptions for 45 yards against Cal
- Six receptions for 77 yards, including first career touchdown, against Notre Dame
- Season-best seven receptions for 120 yards and one TD vs. Oklahoma State in Fiesta Bowl
- 53-yard touchdown catch against Oklahoma State to give Stanford early 7-0 first-quarter lead
- Recipient of Menlo-Atherton Trophy, given to team's most outstanding freshman

### The Montgomery File

- Graduated from St. Mark's (Texas) and played for head coach M. Bart Epperson
- Four-star recruit by Rivals and Scout
- Nation's 27th-best wide receiver prospect by Scout, 30th by Rivals
- Texas' 47th best overall recruit by SuperPrep
- SuperPrep All-Southwest Region
- 118 career catches and 36 touchdowns during varsity career
- 17 catches for 10 touchdowns and 823 rushing yards on 93 carries as a senior
- Two-time first-team all-Southwest Preparatory College
- Participated in Offense-Defense All-American Bowl Game
- Participated in Team USA All-American Game
- Four-year letterwinner; Also lettered in baseball and lacrosse
- Born in Jackson, Miss.
- Full name is Ty Anthony Montgomery II
- Son of Ty Montgomery and Lisa Frazier
- One brother, Brandon, and one sister, Addison
- Majoring in political science

### Career Statistics

RUSHING	g	att	yards	td	long	avg/c	avg/g
2011	13	2	42	1	34	21.0	3.2
2012	11	1	-11	0	0	-11.0	-1.0
<b>TOTAL</b>	<b>24</b>	<b>3</b>	<b>31</b>	<b>1</b>	<b>34</b>	<b>10.3</b>	<b>1.3</b>

RECEIVING	g	rec	yards	td	long	rec/g	avg/c	avg/g
2011	13	24	350	2	62	1.8	14.6	26.9
2012	11	26	213	0	32	2.4	8.2	19.4
<b>TOTAL</b>	<b>24</b>	<b>50</b>	<b>563</b>	<b>2</b>	<b>62</b>	<b>2.1</b>	<b>11.3</b>	<b>23.5</b>

KICK RETURNS	g	no.	yards	td	long	avg/r	avg/g
2011	13	27	680	1	96	25.2	52.3
2012	11	11	293	0	64	26.6	26.6
<b>TOTAL</b>	<b>24</b>	<b>38</b>	<b>973</b>	<b>1</b>	<b>96</b>	<b>25.6</b>	<b>40.5</b>

ALL PURPOSE	g	rush	rcv	pr	kr	ir	total	avg/g
2011	13	42	350	0	680	0	1072	82.5
2012	11	-11	213	0	293	0	495	45.0
<b>TOTAL</b>	<b>24</b>	<b>31</b>	<b>563</b>	<b>0</b>	<b>973</b>	<b>0</b>	<b>1567</b>	<b>65.3</b>



## Brian Moran

Offensive Tackle / Guard

6-7 / 293 / Jr.  
Menlo Park, Calif. • Sacred Heart Prep

60

### As a Sophomore (2012)

- Did not see action

### As a Freshman (2011)

- Did not see action

### The Moran File

- Graduated from Sacred Heart Prep (Calif.) and played for head coach Pete Lavorato
- Three-year varsity letterwinner as offensive and defensive lineman
- All-league, all-county, all-San Francisco Peninsula and all-Central Coast Section first-team as a senior
- All-league and all-Central Coast Section first-team as a junior
- Cal Hi Sports first-team all-state
- Lettered in basketball
- Academic awards in chemistry, honors physics and Spanish
- 2009 Chris Zider Scholarship Award
- Born at Stanford Hospital
- Full name is Brian Patrick Moran
- Son of Matt and Ellen Moran
- Father played at Stanford (1981-84) and was a sixth-round draft pick of the Dallas Cowboys
- Two brothers, Rob and Connor, one sister, Kelly
- Rob played football at Amherst
- Majoring in history



## Kyle Murphy

Offensive Tackle

6-7 / 295 / So.  
San Clemente, Calif. • San Clemente

78

### As a Freshman (2012)

- One of three freshmen offensive linemen to see action, joining Joshua Garnett and Andrus Peat
- Played in all 14 games, started two contests
- Followed Garnett as first true freshmen offensive linemen to start at Stanford since 2000
- Wore two jersey numbers: 78 when on the line of scrimmage, 94 (eligible) when off the line
- Averaged 25 snaps per game at "jumbo" tight end and both offensive tackle positions
- Targeted for an overthrown pass reception in the end zone vs. USC

### The Murphy File

- Played for head coach Jonathan Hamro at San Clemente (Calif.)
- Three-year varsity letterwinner
- SuperPrep, PrepStar and MaxPreps All-American
- Five-star recruit by Rivals and Scout
- Four-star recruit by ESPN
- Nation's third-best offensive tackle and 19th-best overall recruit by Rivals
- Nation's fourth-best offensive tackle by Scout and ESPN
- California's second-best recruit by Rivals and SuperPrep
- 27th on ESPN's Top 150 list
- 11th overall among recruits by 247Sports
- Nation's top offensive lineman and 16th recruit overall by SuperPrep
- Cal-Hi Sports ESPN All-State
- Three-time all-South Coast Conference
- South Coast Conference MVP as a senior
- Two-time Orange County Register all-Orange County
- Participated in 2012 U.S. Army All-American Bowl
- Recipient of U.S. Army's Glenn Davis Award
- Lettered in track and field
- Sea View League shot put champion
- Born in Mission Viejo, Calif.
- Full name is Kyle Neil Murphy
- Son of Gary and Keri Murphy
- Three older siblings: Kelly, Kasey and Kevin
- Brother, Kevin, played football at Harvard (2008-11) and currently plays for the Minnesota Vikings





## Trent Murphy

Outside Linebacker

6-6 / 261 / 5th

Phoenix, Ariz. • Brophy Prep

93

### As a Senior (2012)

- Associated Press All-America third team
- Phil Steele All-America third team
- SI.com All-America honorable mention
- CBSSports.com All-America second team
- First-team all-Pac-12
- Butkus Award semifinalist
- Started all 14 games
- Tied for 23rd nationally with 1.29 tackles for loss per game
- Led team with 10.0 sacks (most since 2004) and 18.0 tackles for loss (most since 2000)
- Four tackles, 1.5 tackles for loss and 0.5 sack vs. UCLA in Pac-12 title game
- Two sacks at Oregon came in fourth quarter and overtime
- Three tackles and two tackles for loss vs. Oregon State
- Five tackles, two sacks (-17 yards) and 2.5 tackles for loss (-19 yards) vs. Washington State
- Season-high 10 tackles at Notre Dame
- Returned first career interception 40 yards for a touchdown at Washington
- Jack Huston Award recipient for exceptional performance and unheralded efforts

### As a Junior (2011)

- Started all 13 games at outside linebacker
- 40 tackles, including 6.5 sacks among 10.0 tackles for loss
- Five tackles against San Jose State in first career start
- 10 tackles (nine solo) against Oregon, including two tackles for loss
- Season-high 1.5 sacks at Oregon State
- Nine-yard sack was only tackle against Oklahoma State in the Fiesta Bowl

### As a Sophomore (2010)

- Limited to two games due to injury
- Two solo tackles against Sacramento State; also saw action against UCLA

### As a Freshman (2009)

- Did not see action

### Track and Field Career at Stanford

- Participated in track and field in spring of 2011
- Netted 158-5 in the discus at Payton Jordan Invitational; also sixth at Big Meet with 150-8

### The Murphy File

- Graduated from Brophy College Prep (Ariz.) and played for head coach Scooter Molander
- Nation's 41st-best strong side defensive end, 19th-best recruit in Arizona by Rivals
- 59 total tackles, 9.5 sacks, three fumble recoveries and two blocked field goals as a senior
- 2008 Arizona Republic All-State Defensive Player of the Year
- Arizona State Coaches Association, East Valley Tribune and Arizona Republic first-team all-state
- 2008 Arizona Interscholastic Association Scholar Athlete Award
- Team captain as a senior
- Helped team to runner-up Arizona Division 5A1 finish as a senior and state title as a junior
- Lettered in basketball and track
- Born in Scottsdale, Ariz.
- Full name is Trenton Allen Murphy
- One of six children to Jerry and Laurie Murphy
- Older sister, Kayli, played basketball at Arizona State
- Hobbies include horseback riding, steer wrestling, fishing, hiking and snowboarding
- Majoring in science, technology and society (work, technology and social organization)

### Career Statistics

TACKLES	g	ua	a	total	tfl	pd	ff	fr	blk
2010	2	2	0	2	1.0	0	0	0	0
2011	13	25	15	40	10.0	1	0	0	0
2012	14	38	18	56	18.0	5	1	0	0
<b>TOTAL</b>	<b>29</b>	<b>65</b>	<b>33</b>	<b>98</b>	<b>29.0</b>	<b>6</b>	<b>1</b>	<b>0</b>	<b>0</b>
SACKS	g	ua	a	total	yards				
2010	2	1	0	1.0	3				
2011	13	4	5	6.5	43				
2012	14	9	2	10.0	56				
<b>TOTAL</b>	<b>29</b>	<b>14</b>	<b>7</b>	<b>17.5</b>	<b>102</b>				

Trent Murphy



## Keanu Nelson

Wide Receiver

5-11 / 184 / Sr.

Tucson, Ariz. • Sabino

20

### As a Junior (2012)

- Played in three games
- One punt return for eight yards at UCLA

### As a Sophomore (2011)

- Played against San Jose State

### As a Freshman (2010)

- Did not see action

### The Nelson File

- Graduated from Sabino (Ariz.) and played for head coach Jay Campos
- Arizona's fourth-best recruit by Scout, seventh by Rivals
- Earned three letters; played WR, TB, QB (wildcat), CB, S, KR, PR; also lettered in track
- 61 catches for 1,135 yards and eight touchdowns as a senior
- 2,065 rushing yards and 31 touchdowns
- 101 career tackles and nine interceptions with forced four fumbles
- 994 career punt return yards and 305 kickoff-return yards
- Six career punt and one kickoff returns for touchdowns
- Two-time offensive and defensive first-team all-region
- All-state wide receiver; Region's player of the year; Arizona Daily Star all-city
- National Honor Society
- Born in Tucson, Ariz.
- Full name is Keanu Marcel Nelson
- Son of Mark and Heather Nelson
- One brother, Tristan, one sister, Halla
- Father wrestled at Washington State
- Majoring in science, technology and society (information technology, media and society)





### Ikenna Nwafor

#### Defensive Tackle

6-6 / 300 / So.  
Irving, Texas • Cistercian Prep

# 94

#### As a Freshman (2012)

- Did not see action

#### The Nwafor File

- Played football at Cistercian (Texas) under head coach Steve McCarthy
- Earned four varsity football letters
- Nation's 35th-best defensive tackle prospect by Scout, 61st by ESPN
- PrepStar All-Central Region
- First-team all-Southwest Preparatory Conference
- 65 tackles, including eight sacks, three fumble recoveries and three forced fumbles as a senior
- Participated in 2011 Offense-Defense All-America and International Bowls
- Played in 2011 Dallas-Fort Worth All-Star Game
- Lettered in basketball and track and field
- Born in Buffalo, N.Y.
- Full name is Chideraa Ikenna Anthony Nwafor
- Son of Francis and Chinyere Nwafor
- Two younger brothers, Nmeso and Toby



### David Olson

#### Quarterback

6-3 / 218 / Sr.  
Columbia, S.C. • Irmo

# 10

#### As a Sophomore (2011)

- Did not see action

#### As a Freshman (2010)

- Did not see action

#### The Olson File

- Graduated from Irmo (S.C.) and played for head coach Bob Hanna
- Three-year varsity letterwinner as a quarterback
- High School Sports Report 4A all-state
- Region 5 AAAAA Offensive Player of the Year
- 1,857 passing yards and 18 touchdowns with five rushing touchdowns as a senior
- Lettered in lacrosse and rugby
- Represented Irmo at South Carolina Leadership Summit
- Born in Menomonee Falls, Wis.
- Full name is David Joseph Olson
- Son of Bruce and Beverly Olson
- Father played quarterback at Minnesota
- Two older brothers, Aram and Jacob, one younger sister, Alyssa
- Majoring in management science and engineering



### Kyle Olugbode

#### Strong Safety

6-1 / 205 / Sr.  
San Jose, Calif. • Bellarmine Prep

# 22

#### As a Junior (2012)

- Played against Washington and UCLA

#### As a Sophomore (2011)

- One tackle in four games
- Appeared against UCLA, Colorado, Washington and Oregon State

#### As a Freshman (2010)

- Did not see action

#### The Olugbode File

- Graduated from Bellarmine College Prep (San Jose, Calif.) under head coach Mike Janda
- Played running back and safety
- 2009 GoldenStatePreps.com NorCal Player of the Year
- 2009 GoldenStatePreps.com first-team all-state, MaxPreps second team all-state
- 2009 San Jose Mercury News, West Catholic Athletic League and Cal-Hi Sports Player of the Year
- NorCalPreps.com first team
- 1,811 rushing yards (6.9 yards per carry) and 24 touchdowns on 259 carries as a senior
- 360 rushing yards and six touchdowns as a junior; first-team all-league as a junior
- 67 tackles and four interceptions at safety as a senior
- Led team to CIF Division I state title game
- 2009 University of Miami Junior Book Award
- Born in San Jose, Calif.
- Full name is Kyle Hakeem Olakunie Olugbode
- Son of Kenny and Josephine Olugbode
- Two younger brothers, Kristoffer and Kenneth, one younger sister, Maria
- Majoring in architectural design



### Thomas Oser

#### Offensive Guard / Center

6-5 / 302 / Fr.  
Los Angeles, Calif. • Harvard-Westlake

# 79

#### The Oser File

- Prepped at Harvard-Westlake (Calif.) while playing for head coach Scot Ruggles
- Consensus three-star recruit
- Nation's 11th-best center by 247Sports, 14th by Scout
- Nation's 29th-best offensive guard by Rivals
- California's 50th-best overall prospect by Rivals, 74th by Scout
- Selected to 2013 Semper Fidelis All-American Bowl
- 2012 PrepStar All-West-Region
- 2012 MaxPreps first-team Division II all-state
- 2012 Los Angeles Daily News first-team all-area
- Lettered in lacrosse as a sophomore and started every varsity game
- Full name is Thomas Michael Oser II
- Born in Livingston, N.J.
- Parents are Tom and Valrie Oser
- One younger sister, Alexandria



## Francis Owusu

Wide Receiver

6-3 / 210 / Fr.

Oxnard, Calif. • Oaks Christian

4

### The Owusu File

- Attended Oaks Christian (Calif.) and played for head coach Jeff Woodruff
- Consensus four-star recruit
- Nation's 101st-best overall player by PrepStar and 178th by Rivals
- Nation's 13th-best wide receiver by PrepStar and 20th by Rivals
- California's 21st-best overall prospect by Rivals, 24th by ESPN, 32nd by 247Sports and 33rd by Scout
- 2012 Tacoma News Tribune Western 100
- 2012 PrepStar All-American and Dream Team selection
- Selected to 2013 Semper Fidelis All-American Bowl
- Played in 2013 Daily News East-West All-Star Game and earned West Team MVP honors
- 2012 CalHiSports third team all-state
- 2012 Ventura County Star first-team all-Ventura County
- School record holder for single-season receiving yards (850) and single-game receiving touchdowns (3)
- 50 catches for 935 yards and 11 touchdowns with seven rushes for 206 yards and two scores in 2012
- Lettered in basketball and track
- Ran on the 4x100 meter CIF Southern Section champion relay team as a junior
- Full name is Francis Taaloga Owusu
- Born in Oxnard, Calif.
- Parents are Francis and Luaiva Owusu
- Father ran the 400 meters for the Ghanaian Olympic team
- Two older brothers, Chris and Brian, one older sister, Crystal, and one younger brother, Michael
- Chris was a wide receiver at Stanford from 2008-11 and currently plays in the NFL
- Brian plays football at Harvard
- Crystal plays basketball at Columbia



## Kevin Palma

Inside Linebacker

6-2 / 259 / Fr.

Pixley, Calif. • Mission Oak

44

### The Palma File

- Attended Mission Oak (Calif.) and played for head coach Mark Gambini
- Four-star recruit by Scout and 247Sports
- Nation's 196th-best overall player by Scout
- Nation's 11th-best inside linebacker by 247Sports, 10th best middle linebacker by Scout
- California's 26th-best overall prospect by Scout, 29th by 247Sports
- 2012 Tacoma News Tribune Western 100
- 2012 PrepStar All-West-Region
- 2012 CalHiSports first-team medium schools all-state
- 2012 MaxPreps first-team Division III all-state
- 2012 Fresno Bee first-team all-area
- Three-time first-team all-county
- Selected to the 2013 Offense-Defense All-American Bowl and Cal State Game
- Earned three varsity football letters
- Played wide receiver, tight end, linebacker, defensive end, punter and wildcat quarterback
- School record holder for single-game tackles (17), tackles for loss (8) and touchdowns in a half (four)
- 66 tackles, 19 tackles for loss and two forced fumbles as a senior in 2012
- 25 receptions for 370 yards and 10 touchdowns at tight end in 2012
- Three rushing touchdowns as wildcat quarterback during senior season
- Lettered in basketball and track and field
- Area champion and state qualifier in shot put with personal-best 54-6
- One older sister, Alysa
- Born in Phoenix, Ariz.
- Full name is Kevin Alexander Palma
- Son of Kevin and Angela Palma



## David Parry

Defensive Tackle

6-2 / 303 / Sr.

Marion, Iowa • Linn-Mar

58

### As a Junior (2012)

- Pac-12 All-Academic honorable mention
- Backup defensive tackle played 14 games
- Started last three contests
- Three solo tackles in Rose Bowl win over Wisconsin
- Season-high five solo tackles in starting debut at UCLA
- 5-yard fourth-quarter sack and one pass deflection at UCLA
- Three solo tackles in shutout victory at Colorado
- First-quarter solo sack in three-and-out possession vs. Arizona
- Three tackles (one tackle for loss) vs. Duke

### As a Sophomore (2011)

- Played in all 13 games
- Backup to Terrence Stephens at nose tackle
- Six tackles (three solo)
- Season-high two tackles at Duke and Colorado
- One tackle for loss at Colorado

### As a Freshman (2010)

- Did not see action

### The Parry File

- Graduated from Linn-Mar (Iowa) and played for head coach Bob Forsyth
- Three-year varsity letterwinner at offensive and defensive tackle
- Iowa Newspaper Association 4A all-state first-team offensive lineman as a senior
- Iowa Preps Elite all-state first-team
- All-Mississippi Valley Conference and all-Cedar Rapids Metro Area first-team as a senior
- Des Moines Register all-state second team
- Team MVP as a senior
- Led team to 9-1 record and 2009 Valley Division title
- Selected to play in Iowa Shrine All-Star Game
- First-team all-conference as a junior
- Cedar Rapids Gazette All-Metro second team as a junior
- Iowa Preps Elite all-state second team as a junior
- Born in Carrollton, Texas
- Full name is David Robert Parry
- Son of George and Elaine Parry
- Older brother, George, played football at Harvard (2000-04)
- Majoring in political science

### Career Statistics

TACKLES	g	ua	a	total	tfl	pd	ff	fr	blk
2011	12	3	3	6	1.5	0	0	0	0
2012	14	17	11	28	3.0	2	0	0	0
<b>TOTAL</b>	<b>26</b>	<b>20</b>	<b>14</b>	<b>34</b>	<b>4.5</b>	<b>2</b>	<b>0</b>	<b>0</b>	<b>0</b>

SACKS	g	ua	a	total	yards
2011	12	0	0	0.0	0
2012	14	2	0	2.0	8
<b>TOTAL</b>	<b>26</b>	<b>2</b>	<b>0</b>	<b>2.0</b>	<b>8</b>



## Andrus Peat

### Offensive Tackle

6-7 / 312 / So.  
Chandler, Ariz. • Corona del Sol

# 70

#### As a Freshman (2012)

- One of three freshmen offensive linemen to see action, joining Joshua Garnett and Kyle Murphy
- Played in 13 games
- Missed Colorado game with hand injury
- Rotated throughout season at left tackle
- Averaged 20 snaps per game
- Played every snap of final three quarters vs. Washington State

#### The Peat File

- Played for head coach Tom Joseph at Corona del Sol (Ariz.)
- Five-star prospect by Rivals
- USA Today, Parade, SuperPrep and PrepStar All-America
- Nation's top recruit by Sporting News
- Nation's eighth-best overall prospect by MaxPrep, ninth by ESPN
- Nation's 32nd-best overall recruit and sixth-best offensive tackle by Rivals
- Arizona's top prospect by Rivals and Scout
- Frank Kush Offensive Lineman of the Year
- Selected to play in the Under Armour All-American and U.S. Army All-American games
- Lettered in basketball
- Led school to Division 1 state championship as a senior
- Born in Mesa, Ariz.
- Full name is Andrus Jamerson Peat
- Son of Todd and Jana Peat
- Father played six seasons in the NFL
- Father played for the St. Louis/Phoenix Cardinals (1987-89) and Los Angeles Raiders (1990, 1992-93)
- Six siblings: Todd Jr., Cassius, Leilani, Maya, Keona and Koa
- Brother, Todd, plays football at Nebraska



## Ra'Chard Pippens

### Cornerback

6-2 / 202 / Jr.  
McDonough, Ga. • Ola

# 38

#### As a Sophomore (2012)

- Saw action against Duke

#### As a Freshman (2011)

- Did not see action

#### The Pippens File

- Graduated from Ola and played for head coach John Kovzel
- Three-year letterwinner
- Nation's 48th-best safety prospect by Rivals
- 53 tackles as a senior
- First-team all-Metro (Atlanta) defensive back as a senior
- First-team all-Southern Crescent League
- Henry County Fantastic Four
- Wendy's High School Heisman nominee
- All-region first-team as a junior
- Participated in the NUC All-World Gridiron Classic
- Lettered in track and field
- Born in Atlanta, Ga.
- Full name is Ra'Chard Darnell Pippens
- Son of Bobby and Patrice Pippens
- Father played basketball at West Georgia (1984-87)
- One brother, Tyler
- Majoring in in science, technology & society (information technology, media & society)



## Eddie Plantaric

### Tight End

6-5 / 248 / Sr.  
Orangevale, Calif. • Del Campo

# 96

#### As a Junior (2012)

- Did not see action

#### As a Sophomore (2011)

- Made three appearances at defensive line
- Two tackles against San Jose State

#### As a Freshman (2010)

- Did not see action

#### The Plantaric File

- Graduated from Del Campo (Calif.) and played for head coach Mike Dimino
- Played one season at Bella Vista (Calif.) before transferring to Del Campo
- Earned two varsity letters; also lettered in track and field
- Nation's 26th-best defensive end by Rivals, 46th by Scout and 93rd by ESPN
- California's 46th-best prospect by Rivals; California's second-best defensive end by MaxPreps
- Golden State Prep first-team all-Northern California
- 133 tackles (55 for loss), eight sacks and blocked punt return for touchdown as a senior
- 141 tackles and four sacks as a junior
- Single-game school record 23 tackles as a junior
- Two-time first-team all-Capital League
- Helped team to league and Division III Sac-Joaquin Section titles
- Four-time Capital Athletic League Scholar Athlete
- National Football Foundation College Hall of Fame Scholar Athlete
- Born in Sacramento, Calif.
- Full name is Edward Joseph Plantaric
- Son of Edward and Lorraine Plantaric
- Father played football at Sierra College
- One older sister, Samantha, who swam at UNLV
- Majoring in science, technology and society (public policy, science and technology)

#### Career Statistics

TACKLES	g	ua	a	total	tfl	pd	ff	fr	blk
2011	3	1	1	2	0.0	0	0	0	0
<b>TOTAL</b>	<b>3</b>	<b>1</b>	<b>1</b>	<b>2</b>	<b>0.0</b>	<b>0</b>	<b>0</b>	<b>0</b>	<b>0</b>





## Jordan Pratt

Wide Receiver

6-3 / 213 / Jr.  
Monmouth, Ore. • Central

87

### As a Junior (2012)

- Played in five games
- One catch for two yards at Colorado

### As a Sophomore (2011)

- Did not see action
- Recipient of Greg Piers Award for outstanding scout team contributions

### Professional Baseball Career

- Played eight seasons in the Los Angeles Dodgers farm system (2003-10)
- Advanced to Triple-A in 2010
- 21-19 in 185 appearances during career

### The Pratt File

- Graduated in 2003 from Central (Ore.) and played for head coach Shane Hedrick
- Signed with Washington State in 2003 but pursued baseball career after being drafted in fifth round (151st overall) by Los Angeles Dodgers in 2003
- Entered Stanford as 26-year old freshman
- High school conference player of the year in football, baseball and basketball
- Earned three football letters
- All-Capital Conference first-team wide receiver in 2000; second team kick returner
- Capital Conference Offensive Player of the Year and second-team all-state as a junior
- Limited due to two games as a senior due to injury
- 76 catches for 1,124 yards and 17 touchdowns as a junior
- Five kickoff returns for touchdown in nine games as a junior
- Earned four letters in baseball at pitcher and shortstop
- All-conference second-team as a freshman
- All-conference first-team at shortstop and pitcher as a junior
- Capital Conference, Oregon 3A and Gatorade Oregon Player of the Year as a senior
- 11-0, 1.18 ERA, 107 strikeouts as a senior
- 8-1, 1.83 ERA as a junior
- .510 BA, 6 HR, 10 RBI as a senior
- .307 BA, 5 HR, 20 RBI as a junior
- Three-year basketball letterwinner
- 20.2 points, 8.2 rebounds and 4.2 assists per game as a senior
- 17.8 points, 6.0 rebounds and 3.6 assists per game as a junior
- 7.8 points, 5.1 rebounds per game as a sophomore
- Two-time Capital Conference Player of the Year
- Oregon 3A all-state as a senior
- Statesman Journal Regional Player of the Year as a junior
- All-conference third team as a sophomore
- Class salutatorian
- Valco Conference Scholar Athlete of the Year
- School's physics and science student of the year
- Born in Hood River, Ore.
- Full name is Jordan Taylor Pratt
- Wife's name is Amy
- Son of Jeff and Jan Pratt
- Three younger brothers: Joe, John and Jesse
- Brother, Joe, played baseball at Oregon State (2007) and Western Oregon (2008-11)
- Brother, John and Jesse, played baseball at Western Oregon (2009)
- Majoring in atmosphere and energy engineering

### Career Statistics

RECEIVING	g	rec	yards	td	long	rec/g	avg/c	avg/g
2012	5	1	2	0	2	0.2	2.0	0.4
<b>TOTAL</b>	<b>5</b>	<b>1</b>	<b>2</b>	<b>0</b>	<b>2</b>	<b>0.2</b>	<b>2.0</b>	<b>0.4</b>

ALL PURPOSE	g	rush	rcv	pr	kr	ir	total	avg/g
2012	5	0	2	0	0	0	2	0.4
<b>TOTAL</b>	<b>5</b>	<b>0</b>	<b>2</b>	<b>0</b>	<b>0</b>	<b>0</b>	<b>2</b>	<b>0.4</b>

Jordan Pratt



## Michael Rector

Wide Receiver

6-1 / 187 / So.  
Gig Harbor, Wash. • Bellarmine Prep

3

### As a Freshman (2012)

- Did not see action

### The Rector File

- Played football at Bellarmine Prep (Tacoma, Wash.) under head coach Tom Larsen
- Earned three varsity football letters
- PrepStar All-West Region and AP all-state
- Tacoma News Tribune all-area
- Tacoma Athletic Commission Athlete of the Year
- Narrows League MVP
- 44 receptions for 918 yards and 13 touchdowns as a senior
- 42 tackles and six interceptions as a cornerback
- Punter and punt returner for prep squad in 2011
- 67 receptions for 1,078 yards and 11 touchdowns as a junior
- Record-holder for single-season receiving yards (1,078), yards per catch (20.86) and TDs (13)
- Career record holder for yards per catch (16.87)
- Lettered in soccer and track and field
- Led soccer team with 23 goals as a junior
- Ran the 100, 200 and 4x100 meter relay and participated in the long jump
- Born in Tacoma, Wash.
- Full name is Michael Anthony Rector
- Son of Tony and LoAnn Rector
- One older brother, Sean



## Kevin Reihner

Center

6-4 / 295 / Jr.  
Scranton, Pa. • Scranton Prep

63

### As a Sophomore (2012)

- Played at Colorado

### As a Freshman (2011)

- Did not see action

### The Reihner File

- Graduated from Scranton Prep (Pa.) and played for head coach Nick Donato
- Nation's 24th-best offensive guard by Scout, 34th by Rivals
- Pennsylvania's 18th-best overall player by SuperPrep
- Four-year varsity starter
- 2010 Pennsylvania Sportswriters AAA all-state second team
- 2010 Scranton Times all-region
- 2010 Lackawanna Conference Coaches All-Star
- Participated in Chesapeake Bowl
- Lettered in basketball
- Born in Philadelphia, Pa.
- Full name is Kevin Arthur Reihner
- Son of George and Judy Scranton
- Father played at Penn State (1974-77) and six seasons with the Houston Oilers
- Two brothers, George and Kyle, one sister, Janet
- Brother, George, played for Army (1998-2000)
- Uncle, John, played at Penn State (1972-75)
- Majoring in management science and engineering



## Ed Reynolds

Free Safety

6-2 / 206 / Sr.

Orange Park, Fla. • Woodberry Forest

29

### As a Junior (2012)

- Associated Press All-America third team
- SI.com All-America second team
- Phil Steel All-America third team
- CBSSports.com All-America third team
- All-Pac-12 first team
- Team-high six interceptions
- Most interceptions by a Stanford player since Jim Kaffen's seven in 1973
- School-record three interceptions returned for a touchdown
- 12th nationally with 0.43 interceptions per game
- First nationally with 301 interception return yards
- One yard short of NCAA single-season record for interception return yards
- USC's Charles Phillips had 302 interception return yards in 1974
- Four tackles and conference-high tying sixth interception against UCLA in Pac-12 title game
- Returned interception against UCLA 80 yards to one-yard line
- Returned interception 25 yards for fourth-quarter touchdown vs. Washington State
- Returned interception 52 yards untouched for first-quarter touchdown at Colorado
- Two interceptions vs. Duke, one returned 71 yards for third-quarter touchdown
- First player to intercept two passes in same game since Delano Howell in 2009
- Picked off a pass vs. San Jose State to halt potential game-winning drive in fourth quarter
- Five tackles (three solo) and pass breakup in overtime win vs. Arizona
- Six tackles (three solo) and pass breakup on final defensive stand vs. USC
- Six tackles (four solo) in victory at Oregon
- Four tackles (three solo) at Notre Dame
- Four tackles and pair of pass breakups vs. Oregon State

### As a Sophomore (2011)

- Missed entire season due to injury

### As a Freshman (2010)

- Played in five games

### The Reynolds File

- Graduated from Woodberry Forest (Va.) and played for head coach Clinton Alexander
- Three-year varsity letterwinner
- Played defensive back, running back and returned kicks
- 50 tackles and three interceptions as a senior
- 1,314 yards on 154 carries with nine touchdowns as a running back
- All-state at defensive back and running back a senior
- All-state at defensive back and kickoff returner as a junior
- 2009 Virginia Prep League co-Player of the Year
- Helped school to three straight Virginia Prep League titles
- Woodberry Forest was Virginia's top-ranked private school team in 2008 and 2009
- Lettered in track and field
- Set school indoor triple jump record (44-3.3)
- Recipient of William and Mary Leadership Award
- Born in Greensboro, N.C.
- Full name is Ed Rannell Reynolds II
- Oldest of four sons to Ed and Pamela Reynolds; younger brothers: Joseph, Ethan and Jason
- Father played football at Virginia
- Father played for the New England Patriots (1983-91) and New York Giants (1992)
- Majoring in political science

### Career Statistics

INTERCEPTIONS	g	no.	yards	td	long	avg/r	avg/g
2010	5	0	0	0	0	0.0	0.0
2012	14	6	301	3	80	50.2	21.5
<b>TOTAL</b>	<b>19</b>	<b>6</b>	<b>301</b>	<b>3</b>	<b>80</b>	<b>50.2</b>	<b>17.7</b>

TACKLES	g	ua	a	total	tfl	pd	ff	fr	blk
2010	5	0	0	0	0.0	0	0	0	0
2012	14	28	19	47	0.0	11	0	0	0
<b>TOTAL</b>	<b>19</b>	<b>28</b>	<b>19</b>	<b>47</b>	<b>0.0</b>	<b>11</b>	<b>0</b>	<b>0</b>	<b>0</b>



## Ben Rhyne

Punter

6-2 / 203 / Sr.

Charlotte, N.C. • Charlotte Country Day

14

### As a Junior (2012)

- Reserve specialist
- Called into punting and holding duties for two games
- First career punt (42-yarder in third quarter) at UCLA
- 39.0-yard average on three punts and one tackle at UCLA
- Six punts (42.2 yards per punt) in Pac-12 title game with a 56-yard touchback

### As a Sophomore (2011)

- Saw action in five games
- Averaged 59.8 yards on 18 kickoffs with one touchback
- One kickoff for 70 yards during collegiate debut against Duke
- Handled kickoff duties for final three games of regular season
- Six kickoffs for 364 yards against Oregon
- Six kickoffs for 377 yards against Cal
- Five kickoffs for 265 yards against Notre Dame

### As a Freshman (2010)

- Did not see action

### The Rhyne File

- Graduated from Charlotte Country Day (N.C.) and played for head coach Bob Witman
- NCISAA all-state punter
- CISAA all-conference
- 13 of 16 on field goals, 50 of 51 point after attempts, 40.0 yards per punt as a senior
- School record holder for single-season field goals made (13) and best field goal percentage (81.3)
- School record holder for most single-season punting yards (1,885)
- Lettered in swimming and lacrosse
- Rensselaer Polytechnic Institute Award (school's top math and science student)
- Graduated in top-10 percent of class
- Cum Laude Society
- Born in Charlotte, N.C.
- Full name is Benjamin Greer Rhyne
- Son of Al and June Rhyne
- Father played football at Davidson (1976-79)
- One older brother, Bo, two younger sisters, Haley and Anna
- Grandfather played football at North Carolina (1952-55)
- Majoring in biomechanical engineering

### Career Statistics

PUNTING	g	no.	yards	long	avg
2011	5	0	0	0	0.0
2012	2	9	370	56	41.1
<b>TOTAL</b>	<b>7</b>	<b>9</b>	<b>370</b>	<b>56</b>	<b>41.1</b>



## Jordan Richards

**Strong Safety**

5-11 / 208 / Jr.  
Folsom, Calif. • Folsom

8

### As a Sophomore (2012)

- SI.com Midseason All-America second team
- All-Pac-12 honorable mention
- Pac-12 All-Academic first team
- Third on the team with 68 tackles
- Led team with 15 passes defended, second with three interceptions
- Seven tackles (four solo), two tackles for loss and 10-yard sack against Wisconsin in Rose Bowl
- Four tackles, one interception and four pass breakups in home win over USC
- Season-high 11 tackles (seven solo) and one tackle for loss against UCLA in Pac-12 title game
- One interception and one tackle for loss at UCLA
- Two pass breakups and five tackles (three solo) vs. Oregon State
- Four solo tackles at Oregon
- Three tackles (two solo) and forced a fumble at Cal
- Four tackles (three solo) and one pass breakup at Notre Dame
- 10 tackles (seven solo) against Arizona
- First career interception against Duke off a Henry Anderson deflection
- Recipient of team's Outstanding Sophomore Award

### As a Freshman (2011)

- Appeared in all 13 games with three starts
- 31 tackles and one pass breakup
- Earned starts against USC, Oregon State and Oregon in place of injured Delano Howell
- Season-high nine tackles against Washington
- Eight tackles in first career start at USC

### The Richards File

- Graduated from Folsom (Calif.) and played for head coach Kris Richardson
- Earned three varsity letters
- Nation's 75th-best prep receiver by Scout, 60th-best athlete by Rivals
- 56 rushes for 563 yards and six touchdowns as a senior
- 69 catches for 1,068 yards and 11 touchdowns as a senior
- 61 tackles and two interceptions as a senior
- 492 rushing yards and nine touchdowns on 78 carries as a junior
- NorCalPreps.com first-team All-Northern California offense
- Sacramento all-Metro first-team defense
- Delta River League All-Purpose MVP and first-team all-league defense
- Helped team to CIF Division II state, Sac-Joaquin Section and Delta River League titles
- Lettered in basketball
- Born in Sacramento, Calif.
- Full name is Jordan Hugh Richards
- Son of Terrence and Sharon Richards
- Father played football at Tufts (1975-79)
- One sister, Ashley
- Majoring in public policy

### Career Statistics

INTERCEPTIONS	g	no.	yards	td	long	avg/r	avg/g
2011	13	0	0	0	0	0.0	0.0
2012	14	3	12	0	8	4.0	0.9
<b>TOTAL</b>	<b>27</b>	<b>3</b>	<b>12</b>	<b>0</b>	<b>8</b>	<b>4.0</b>	<b>0.4</b>

TACKLES	g	ua	a	total	tfl	pd	ff	fr	blk
2011	13	14	16	30	0.0	1	0	0	0
2012	14	46	23	69	7.0	15	1	0	0
<b>TOTAL</b>	<b>27</b>	<b>60</b>	<b>39</b>	<b>99</b>	<b>7.0</b>	<b>16</b>	<b>1</b>	<b>0</b>	<b>0</b>



## Alex Robinson

**Punter**

6-0 / 200 / Fr.  
College Park, Ga. • Woodward Acad.

47

### The Robinson File

- Graduated from Woodward Academy (Ga.) and played for head coach John Hunt
- Three-year varsity letterwinner at punter and kicker
- Atlanta Sportswriters' AAA All-State at punter
- Atlanta Journal-Constitution AAA All-State at punter
- Region 6-AAA All-Region at punter
- Averaged 43.1 yards per punt
- School-record long punt of 71 yards
- Average hang time of 4.42
- Only four of his 38 punts were returned as a senior
- Seven of 11 field goals made, including long of 35 yards as a senior
- Averaged 64 yards per kickoff with 27 touchbacks on 45 attempts
- Earned three letters in soccer as a goalie; led team to a state championship as a senior
- Graduated cum laude
- Hobbies include community service and playing the trombone
- Born in Chattanooga, Tenn.
- Full name is Alexander Quincy Lee Robinson
- Son of Jerry and Patricia Robinson
- One brother, Jakob



## Torsten Rotto

**Outside Linebacker**

6-2 / 235 / Jr.  
Woodbury, Minn. • Woodbury

53

### As a Sophomore (2012)


- Played against Duke

### As a Freshman (2011)

- Did not see action

### The Rotto File

- Graduated from Woodbury (Minn.) and played for head coach Beau LaBore
- Three-year letterwinner at defensive end and offensive lineman
- 81 tackles and 8.5 sacks as a senior
- 76 tackles and four sacks as a junior
- Two-time Suburban East All-Conference
- St. Paul Pioneer Press all-state honorable mention as a junior
- Team captain and team MVP as a senior
- Minnesota Football Coaches Association Academic All-State as a senior
- St. Paul Lions Club Male Athlete of the Year finalist
- Lettered in track and field and hockey
- Two-time all-conference in shot put and discus
- Born in Maplewood, Minn.
- Full name is Torsten Jacob Rotto
- Son of Nelson and Lynn Rotto
- One sister, Erika
- Enjoys playing the guitar, singing, hunting and fishing
- Majoring in human biology



## J.B. Salem

**Defensive End**

6-4 / 266 / Jr.  
Newport Beach, Calif. • Newport Beach

72

### As a Sophomore (2012)

- Played against Duke

### As a Freshman (2011)

- Did not see action

### The Salem File

- Graduated from Newport Harbor (Calif.) and played for head coach Jeff Brinkley
- Nation's 48th-best strongside defensive end by Rivals
- Nation's 78th-best defensive end by Scout
- Three-year letterwinner
- All-Sunset League first-team
- All-Orange County second team
- 44 tackles, two sacks, five quarterback hurries, one forced fumble and one blocked kick as a senior
- Led team to 2010 Sunset League title
- Lettered in track and field (shot put and discus)
- Born in Newport Beach, Calif.
- Full name is James Bernard Salem
- Son of Jesse Salem and Jill Kwong
- Stepfather is Steve Kwong
- One brother, Ben, two sisters, Lily and Juliane
- Majoring in science, technology & society (information technology, media & society)



## Barry Sanders

**Running Back**

5-10 / 192 / So.  
Oklahoma City, Okla. • Heritage Hall

26

### As a Freshman (2012)

- Did not see action

### The Sanders File

- Graduated from Heritage Hall (Okla.) and earned four varsity letters
- Played football under head coach Andy Bogert
- 2011 PrepStar and SuperPrep All-American
- 2011 U.S. Army All-American
- Four-star recruit and nation's ninth-best running back prospect by ESPN, Rivals and Scout
- Second-best running back and fifth-best overall recruit by PrepStar
- 43rd on MaxPreps Top 100
- School-record 5,037 rushing yards and 70 touchdowns on 549 carries during prep career
- Led team to four district championships and two state titles (2008, 2010)
- Lettered in baseball
- Born in Oklahoma City, Okla.
- Full name is Barry James Sanders
- Son of Barry Sanders and Aletha House
- Father won 1988 Heisman Trophy as Oklahoma State running back
- Father played for Detroit Lions, member of NFL Hall of Fame
- Four younger brothers: Nigel, Nicholas, Noah and Terrance



## Ricky Seale

**Running Back**

5-9 / 202 / Sr.  
Escondido, Calif. • Escondido

30

### As a Junior (2012)

- Backup tailback played all 14 games
- 57 rushing yards on 13 carries
- Nine-yard rush on game-tying touchdown drive in fourth quarter against Arizona
- 18 rushing yards on four carries at Colorado
- Season-long 12-yard rush on opening series at UCLA

### As a Sophomore (2011)

- Saw action in 13 games as reserve running back and on special teams
- 23 rushing yards on six carries
- One reception for three yards
- Two carries for 15 yards at Duke, including season-long 10-yard rush
- Six yards on three carries against Colorado

### As a Freshman (2010)

- Did not see action

### The Seale File

- Graduated from Escondido (Calif.) and played for head coach Paul Gomes
- Nation's 28th-best running back by Scout
- Four-star cornerback and 23rd-best recruit by Rivals
- CalHiSports.com second team all-state as a senior
- CIF San Diego Section career rushing leader with 6,694 yards
- 2,419 rushing yards (8.5 yards per carry) and 35 touchdowns as a senior
- 2,695 rushing yards and 32 touchdowns as a junior
- Six 200-yard rushing games as a senior
- 404 rushing yards and five touchdowns against San Pasqual
- Lettered in basketball and track and field
- Born in San Diego, Calif.
- Full name is Samuel Ricardo Seale
- Son of Sam and Elizabeth Seale
- One younger brother, Samir, one younger sister, Shi-ann
- Father played 10 years in the NFL for the Oakland Raiders (1984-87; 92), San Diego Chargers (1988-91) and St. Louis Rams (1993)
- Majoring in psychology



Ricky Seale





## Aziz Shittu

Defensive End

6-3 / 280 / So.

Atwater, Calif. • Buhach Colony

7

### As a Freshman (2012)

- Appeared in five games
- One solo tackle in regular-season finale at UCLA

### The Shittu File

- Graduated from Buhach Colony (Calif.) and played for head coach Kevin Smartwood
- Two-year varsity letterwinner
- Parade, Rivals, SuperPrep, MaxPreps and Sports Illustrated All-American
- Five-star recruit by Rivals, four-star by Scout
- Nation's 27th-best overall recruit and third-best strong side defensive end by Rivals
- Fourth-best recruit in California by Rivals
- 2011 first-team all-state
- 2011 first-team all-Merced Union High School District
- 2011 all-area and district defensive player of the year
- 101 tackles and eight sacks as a senior
- 76 tackles and seven sacks as a junior
- Participated in U.S. Army All-American Bowl
- Lettered in basketball
- Born in Merced, Calif.
- Full name is Abdulaziz Oluwatosin Shittu, Jr.
- Son of Olayiwola and Adejoke Shittu
- Three older siblings: Moriam, Kao and Sheri

### Career Statistics

TACKLES	g	ua	a	total	tfl	pd	ff	fr	blk
2012	5	1	0	1	0.0	0	0	0	0
<b>TOTAL</b>	<b>5</b>	<b>1</b>	<b>0</b>	<b>1</b>	<b>0.0</b>	<b>0</b>	<b>0</b>	<b>0</b>	<b>0</b>



## Sam Shober

Offensive Lineman

6-3 / 226 / So.

Monroe, Wash. • Archbishop Murphy

67

### As a Freshman (2012)

- Did not see action

### The Shober File

- Graduated from Archbishop Murphy (Wash.)
- Three-year varsity letterwinner at linebacker
- 129 tackles, 15 tackles for loss, six sacks and one interception as a senior
- 104 tackles and eight sacks as a junior
- 278 tackles, 27 tackles for loss and 18 sacks throughout high school career
- 2011 Associated Press 2A all-state first-team
- 2011 all-area by Seattle Times and Everett Herald first-team
- 2011 all-Cascade Conference first-team
- Two-time team captain
- Lettered in basketball and lacrosse
- Wendy's High School Heisman state finalist
- 2012 United States Army Reserve National Scholar Athlete recipient
- Born in Monroe, Wash.
- Full name is Samuel Nalty Shober
- Son of Jeff Shober and Deb Nalty
- One sister, Rachel Shober



## Graham Shuler

Center

6-4 / 282 / So.

Franklin, Tenn. • Brentwood Acad.


52

### As a Freshman (2012)

- Did not see action

### The Shuler File

- Played high school football at Brentwood Academy (Tenn.)
- Four-year varsity letterwinner
- Four-star recruit by Rivals, Scout and ESPN
- PrepStar, SuperPrep and Rivals All-America
- Nation's fourth-best center prospect by Scout, 21st-best offensive tackle by Rivals
- 2011 first-team all-state, all-mid-state and all-conference
- Participated in 2011 U.S. Army All-American Bowl
- Recipient of U.S. Army All-American Bowl's Felix "Doc" Blanchard Award
- Lettered in basketball and track and field
- Born in Nashville, Tenn.
- Full name is Graham Caleb Shuler
- Son of Rob Shuler and Kim Hill
- Father played football at Auburn
- Mother ran track and played volleyball at Mississippi State
- One younger brother, Benji



## Patrick Skov

Fullback

6-1 / 234 / Jr.

Guadalajara, Mexico • Lawrenceville (N.J.)

24

### As a Sophomore (2012)

- Played in 14 games
- Two rushes for seven yards, two catches for nine yards, two kickoff returns for 33 yards
- Three-yard rush, four-yard reception and season-long 19-yard kickoff return against Duke
- 14-yard kickoff return against Arizona
- Four-yard rush and five-yard reception at Colorado

### As a Freshman (2011)

- Did not see action

### The Skov File

- Graduated from The Lawrenceville School (N.J.) and played for head coach Ken Mills
- Four-year varsity letterwinner
- Nation's fifth-best fullback prospect by Scout
- 657 rushing yards and 15 touchdowns on 93 carries as a senior
- 27 catches for 296 yards and two touchdowns as a senior
- Mid-Atlantic Prep League Player of the Year
- New Jersey Prep Defensive Player of the Year
- First-team all-league and all-region
- Born in San Francisco, Calif.
- Full name is Patrick Smith Skov
- Son of Peter and Terri Skov
- One brother, Shayne, two sisters, Olivia and Annika
- Shayne is a fifth-year senior linebacker on the team
- Majoring in international relations



## Shayne Skov

Inside Linebacker

6-3 / 245 / 5th

Guadalajara, Mexico • Trinity-Pawling (N.Y.)

11

### As a Senior (2012)

- Walter Camp Defensive Player of the Week (Nov. 18)
- Bednarik, Butkus and Nagurski Award Watch Lists; Senior Bowl Watch List
- Phil Steele Preseason All-America first team; SI.com Preseason All-America second team
- All-Pac-12 honorable mention
- Defense's vocal and emotional leader; started 13 games after missing season opener
- Returned to action less than one year after major knee injury and rehabilitation
- Eight tackles (three solo) against Wisconsin in the Rose Bowl
- Season-high 10 tackles (seven solo) at Oregon
- Pivotal solo tackle of Marcus Mariota on fourth down at Stanford's 7-yard line
- Walter Camp Defensive Player of the Week (Nov. 18) following performance at Oregon
- Nine tackles (seven solo) including two for loss vs. UCLA in Pac-12 Championship Game

### As a Junior (2011)

- Season-ending knee injury in season's third week at Arizona
- 11 tackles, 1.5 sacks at Duke

### As a Sophomore (2010)

- All-Pac-10 honorable mention
- Stanford's most outstanding sophomore
- Missed first two games with injury and finished regular season as team's tackling leader
- Eight tackles including two sacks and one forced fumble in first quarter at Notre Dame
- Nine tackles at Oregon
- Season-high 13 tackles against USC, including one for loss
- 12 tackles, three sacks and one pass breakup in Orange Bowl win against Virginia Tech

### As a Freshman (2009)

- CollegeFootballNews.com Freshman All-America honorable mention
- Appeared in all 13 games, started last seven contests at Will linebacker
- Season-best 15 tackles (six solo, 1.5 for loss) in Sun Bowl against Oklahoma
- Menlo-Atherton Award recipient, honoring team's top freshman

### The Skov File

- Graduated from Trinity-Pawling (N.Y.) and played for head coach Dave Coratti
- Attended Piedmont (Calif.) as a freshman before transferring to Trinity-Pawling
- Five-star recruit by Scout, four-star by Rivals
- Nation's 45th-top recruit by Rivals
- Nation's third-best middle linebacker by Scout and Rivals, 10th-best overall LB by SuperPrep
- PrepStar and U.S. Army All-American
- 61 tackles (42 solo) as a senior
- 2008 Erickson Conference Player of the Year as a senior
- Helped Trinity-Pawling to Erickson Conference and New England Prep titles as a senior
- Two-time all-conference and all-New England; Also lettered in basketball and track and field
- Born in San Francisco, Calif.
- Full name is Shayne Miller Skov
- Oldest son of Son of Peter and Terri Skov; Younger brother, Patrick, plays fullback
- Great-grandfather, Rogers P. Smith, was varsity captain of Stanford's 1931 track team
- Majoring in management science and engineering

### Career Statistics

TACKLES	g	ua	a	total	tfl	pd	ff	fr	blk
2009	13	33	29	62	3.0	1	0	0	0
2010	12	50	33	83	10.0	5	2	1	0
2011	4	12	7	19	5.0	1	0	0	0
2012	13	43	37	80	9.0	1	0	0	0
<b>TOTAL</b>	<b>42</b>	<b>138</b>	<b>106</b>	<b>244</b>	<b>27.0</b>	<b>8</b>	<b>2</b>	<b>1</b>	<b>0</b>

SACKS	g	ua	a	total	yards
2009	13	0	0	0.0	0
2010	12	6	2	7.0	44
2011	4	1	1	1.5	15
2012	13	2	1	2.5	20
<b>TOTAL</b>	<b>42</b>	<b>9</b>	<b>4</b>	<b>11.0</b>	<b>79</b>



## Rollins Stallworth

Wide Receiver

6-4 / 197 / Jr.

Reno, Nev. • McQueen

13

### As a Sophomore (2012)

- Did not see action

### As a Freshman (2011)

- Did not see action

### The Stallworth File

- Graduated from McQueen (Nev.) and played for head coach Jim Snelling
- Two-time varsity letterwinner at wide receiver and defensive back
- 16 catches for 388 yards and five touchdowns with 33 tackles and four interceptions as a senior
- 30 catches for 553 yards and five touchdowns as a junior
- Led Nevada with 24.0 yards per catch as a senior
- 2010 Sertoma Northern Nevada all-star and second team all-state
- Two-time first-team all-state academic
- Lettered in basketball and track
- Northern 4A Region first-team, second-team all-state as a senior in basketball
- 1,033 career points, 47 three-pointers, 423 rebounds, 179 assists and 170 steals during varsity career
- Four-time all-state and all-region in track
- School record holder in 800 meters (1:52.91) and 4x800 meter relay (7:59.36)
- Helped school to three regional titles and 2010 state championship
- Three-time National Honor Society
- Nevada NIAA Top-10 Student-Athlete Award
- 2011 Nevada High School Scholar
- Five-time first-team all-state academic
- Born in Reno, Nev.
- Full name is Rollins Stallworth III.
- Son of Rollins and Marguerite Stallworth
- One sister, Danielle, and one brother, Dominique
- Majoring in management science and engineering



## Greg Taboada

Tight End

6-5 / 231 / Fr.

Atlanta, Ga. • Marist

88

### The Taboada File

- Played at Marist (Ga.) under head coach Alan Chadwick
- Four-star recruit by ESPN
- Nation's 167th-best overall player by ESPN
- Nation's 17th-best tight end by Scout and 24th by 247Sports
- Nation's 17th-best athlete by ESPN
- Georgia's 18th-best overall prospect by ESPN and 35th by Scout
- 2012 PrepStar All-Southeast-Region
- Selected to 2012 Offense-Defense All-American Bowl
- First-team Class AAAA all-state (AP and Atlanta Journal-Constitution)
- Earned three varsity football letters
- Played tight end, outside linebacker, defensive end and right tackle
- Led Marist to the semifinals of 2012 AAAA state playoffs
- 31 tackles (20 for loss), eight sacks and 18 hurries as a senior
- 11 receptions for 158 yards and five touchdowns in 2012
- Lettered in basketball
- Born in Atlanta, Ga.
- Full name is Gregorio Luis Taboada
- Son of Ignacio and Maria Taboada
- Older brother, Ignacio, played tennis at Georgia



## A.J. Tarpley

Inside Linebacker

6-2 / 238 / Sr.  
Plymouth, Minn. • Wayzata

17

### As a Junior (2012)

- Played in all 14 games, starting the opener and final 10 games at inside linebacker
- 66 tackles (40 solo) including seven tackles for loss and two sacks
- One interception and five pass breakups
- Game-high nine tackles (six solo) in Rose Bowl win over Wisconsin
- Seven tackles (five solo) at Notre Dame
- Six-yard sack of Notre Dame's Everett Golson to set up ensuing defensive touchdown
- Five tackles (four solo), one sack and pass breakup at Oregon
- Interception at Oregon ended final offensive possession of the first half
- Seven tackles (four solo), two tackles for loss and one sack at UCLA
- Seven tackles (four solo) against UCLA in Pac-12 Football Championship Game
- Seven tackles (three solo) and in overtime win vs. Arizona
- Five tackles (three solo) and one tackle for loss vs. Washington State
- One pass breakup and six tackles (three solo) at Cal
- Recovered one fumble at Colorado

### As a Sophomore (2011)

- Appeared in all 13 games, starting seven of last eight at inside linebacker
- Team's third-leading tackler (57)
- 1.5 sacks, four tackles for loss
- One interception and one fumble recovery, both against USC
- Came off the bench for first five games, rotating with Max Bergen and Jarek Lancaster
- Seven tackles at Duke
- Three tackles in each of next three games against Arizona, UCLA and Colorado
- First career start at Washington State
- Season-high nine tackles at USC with first-quarter interception
- Recovered Curtis McNeal's fumble in the end zone to end triple-overtime win
- Eight tackles against Cal
- First solo sack against Notre Dame
- Four tackles against Oklahoma State in the Fiesta Bowl

### As a Freshman (2010)

- Did not see action

### The Tarpley File

- Graduated from Wayzata (Minn.) and played for head coach Brad Anderson
- Three-year varsity letterwinner
- Nation's 62nd-best outside linebacker by Scout, 68th by Rivals
- Associated Press first-team All-State as a senior
- Pioneer Press and Minnesota Vikings all-state
- Minneapolis Star Tribune Metro Player of the Year
- Minnesota Gatorade Football Player of the Year
- 168 tackles, 36 tackles for loss, four sacks and six interceptions during career
- 85 tackles, 15 tackles for loss, three sacks and two forced fumbles as a senior
- Interception returns of 56 and 74 yards for touchdowns
- 12 catches for 217 yards and six touchdowns as a tight end
- 72 tackles, 20 tackles for loss and four interceptions as a junior
- Invited to "USA vs. the World" all-star game
- Helped team to Classic Lake Conference and section 5A titles as a senior
- Born in Torrance, Calif.
- Full name is Aubrey Joseph Tarpley
- Son of Audie and Karen Tarpley
- Father played football at Georgia Tech (1976-79)
- One older brother, Matt, who plays football at Ole Miss
- Majoring in science, technology and society (information science and technology in society)

### Career Statistics

TACKLES	g	ua	a	total	tfl	pd	ff	fr	blk
2011	13	28	29	57	4.0	5	2	1	0
2012	14	40	25	65	6.5	6	1	1	0
<b>TOTAL</b>	<b>27</b>	<b>68</b>	<b>54</b>	<b>122</b>	<b>10.5</b>	<b>11</b>	<b>3</b>	<b>2</b>	<b>0</b>

SACKS	g	ua	a	total	yards
2011	13	1	1.5	1.5	15
2012	14	2	0	2.0	11
<b>TOTAL</b>	<b>27</b>	<b>3</b>	<b>1.5</b>	<b>3.0</b>	<b>26</b>



## Taijuan Thomas

Wide Receiver/Cornerback

5-10 / 171 / Fr.  
Monroe, La. • Ouachita Parish

6

### The Thomas File

- Attended Ouachita Parish (La.) while playing for head coach John Carr
- Earned three varsity football letters
- Three-star recruit by Rivals, 247Sports, ESPN and PrepStar
- Nation's 52nd-best wide receiver by PrepStar, 79th by ESPN and 89th by Rivals
- Louisiana's 27th-best overall prospect by ESPN and 34th by Rivals
- 2012 PrepStar All-Southeast-Region
- 2011 Louisiana Sports Writers Association Class 5A all-state
- Three-time all-Northeast Louisiana
- 105 receptions, 1,710 yards and 20 scores with 426 rushing yards and three scores during prep career
- Lettered in baseball and track
- All-state honorable mention on the diamond with .531 batting avg. and 24 stolen bases
- Qualified for state meet in 200m
- Born in Monroe, La.
- Full name is Taijuan Devole Thomas II
- Son of are Taijuan and Deebe
- One younger sister, MaKenna



A.J. Tarpley



### Jeff Trojan

**Wide Receiver**

6-3 / 195 / Sr.  
Huntington Beach, Calif. • Edison

18

#### As a Junior (2012)

- Did not see action
- Recipient of Stanford's Greg Piers Service Team Award on special teams

#### As a Sophomore (2011)

- Did not see action

#### As a Freshman (2010)

- Did not see action

#### The Trojan File

- Graduated from Edison (Calif.) and played for head coach Dave White
- Three-year varsity letterwinner at wide receiver and safety
- Two-time first-team All-Sunset League
- All-CIF Pac-5 Division first-team as a senior
- National Football Foundation College Hall of Fame Scholar Athlete Award
- 58 receptions for 879 yards and seven touchdowns as a senior
- 88 receptions for 1,360 yards and 12 touchdowns during varsity career
- Six career interceptions on defense, three blocked field goals as a senior
- Tied school's single-game record with 13 receptions
- Lettered in basketball
- Two-time Character Coalition Award
- Born in Mission Viejo, Calif.
- Full name is Jeffrey Dean Trojan
- Son of Dean Trojan and Beth McCombs
- Two younger brothers, Connor and Kyle, one younger sister, Katie
- Majoring in human biology



### Austin Tubbs

**Long Snapper**

6-0 / 223 / Jr.  
San Clemente, Calif. • San Clemente

62

#### As a Sophomore (2012)

- Did not see action

#### As a Freshman (2011)

- Did not see action

#### The Tubbs File

- Graduated from San Clemente (Calif.) and played for head coach Eric Patton
- Two-year varsity letterwinner at long snapper and center
- Two-time Scholar-Athlete Award
- Lettered in lacrosse
- Superintendent Honor Roll
- Born in Laguna Niguel, Calif.
- Full name is Michael Austin Tubbs
- Son of Mike and Janice Tubbs
- Father played baseball at UCLA (1974-78)
- Three sisters: Kenzie, Alexandra and Michelle
- Majoring in psychology



### Mike Tyler

**Outside Linebacker**

6-5 / 219 / Fr.  
Brecksville, Ohio • Brecksville-Broadview Heights

33

#### The Tyler File

- Attend Brecksville-Broadview Heights (Ohio) and played under head coach Jason Black
- Consensus three-star recruit
- Nation's 35th-best defensive end by PrepStar
- Nation's 19th-best weakside defensive end by 247Sports
- Ohio's 27th-best overall prospect by 247Sports
- Selected to 2013 Ohio North-South All-Star Classic
- 2012 PrepStar All-Midwest-Region
- 2012 Associated Press all-state
- 2012 Ohio High School Football Coaches Association academic all-state
- Set school record for single-season sacks (18)
- 89 tackles, 18 sacks, three forced fumbles and one fumble recovery as a senior
- Lettered in basketball
- Born in Cleveland, Ohio
- Full name is Michael Joseph Tyler
- Son of Bill and Sue Tyler
- One younger brother, Jimmy



### Conrad Ukropina

**Punter / Kicker**

6-1 / 185 / So.  
Pasadena, Calif. • Loyola

34

#### As a Freshman (2012)

- Did not see action

#### The Ukropina File

- Graduated from Loyola (Calif.) and played for head coach Mike Christensen
- Earned three varsity letters as a kicker and punter
- 43.8 yards per punt as a senior
- Career-long 68-yard punt in 2011
- 45 of 50 kickoffs went for touchbacks
- 101-for-101 career PAT
- 2011 Semper Fidelis and Junior Rank All-American
- 2011 all-Southern Section, Los Angeles County, San Gabriel Valley and Serra League
- Participated in 2011 Semper Fidelis All-American Bowl
- Three-time Loyola special teams MVP
- Two-time team captain
- Single-season school record holder in punting average (43.8) and kickoff average (68.0)
- Program-best touchback pct. (.900) and longest field goal by a freshman (44 yards)
- Graduated cum laude and with highest honors
- Lettered in soccer
- Born in Pasadena, Calif.
- Full name is Conrad Joseph Ukropina
- Son of Bill and Linan Ukropina
- Two brothers, Nick and Grant
- Great uncle, Jim Ukropina, played tight end at Stanford (1956-59)
- Cousin, Mark Ukropina, played quarterback at Yale (1990)



## Cole Underwood

Offensive Guard

6-4 / 304 / Sr.  
Denton, Texas • John H. Guyer

50

### As a Junior (2012)

- Missed season due to injury

### As a Sophomore (2011)

- Saw reserve duty in six games

### As a Freshman (2010)

- Did not see action

### The Underwood File

- Graduated from Guyer (Texas) and played for head coach John Walsh
- Earned three varsity letters
- Nation's 41st-best offensive lineman by Rivals and Scout
- First-team all-state (4A) and all-district as a senior
- Helped team to 4A bi-district and 4A-area championships as a senior
- Helped team to 4A state championship appearances in 2008 and 2009
- Lettered in basketball
- Born in Denton, Texas
- Full name is Benjamin Cole Underwood
- Son of David and Annette Underwood
- One sister, Sydney, one stepbrother, David
- David played football at Michigan (2000-04)
- Majoring in film and media studies with a minor in communications



## James Vaughters

Outside Linebacker

6-2 / 254 / Jr.  
Stone Mountain, Ga. • Tucker

9

### As a Sophomore (2012)

- Transitioned to inside linebacker
- Played in 14 games with starts in first four contests
- Season-high five tackles (three solo) in starting debut vs. San Jose State
- Four tackles in overtime win vs. Arizona
- Eight-yard sack at Washington
- Three tackles (two solo) at Cal
- Two solo tackles against Colorado, Oregon State and UCLA

### As a Freshman (2011)

- Saw action in 13 games
- Filled roles on special teams and as reserve pass rusher and outside linebacker
- Three tackles in collegiate debut against San Jose State
- Four tackles at Duke
- Lone sack came at Arizona

### The Vaughters File

- Graduated from Tucker (Ga.) and played for head coach Dr. Franklin Stephens
- PrepStar All-America and Top 150 Dream Team
- Four-star recruit by Rivals and Scout
- Nation's fourth-best inside linebacker and 54th overall recruit by Rivals
- Nation's seventh-best middle linebacker by Scout, eighth-best by MaxPreps
- Georgia's ninth-best overall recruit by Rivals
- 44th on ESPN's Top 150
- Three-year varsity letterwinner
- 95 tackles, 18 tackles for loss, four interceptions (one for a TD) and four sacks as a senior
- 90 tackles as a junior
- Played tight end as a prep
- 2010 Georgia Class 4A Defensive Player of the Year
- 2010 DeKalb County All-Classification Defensive Player of the Year
- 2010 Atlanta Journal Constitution and Georgia Sportswriters Association AAAA all-state
- Two-time all-region and all-DeKalb County
- Touchdown Club of Atlanta Metro Atlanta All-Star
- Helped Tucker to 13-1 record and region title as a senior
- Participated in 2010 Under Armour All-America Game
- Lettered in track and field
- Team USA selection
- Watkins Award finalist (nation's top African-American scholar athlete)
- 2010 Presidential Scholar
- Two-time Georgia Merit Scholar
- AP Honor Roll
- 2010 President's Education Award
- Two-time Georgia Certificate of Merit
- Born in Chicago, Ill.
- Full name is James A. Vaughters
- Son of Jonathan and Vanessa Vaughters
- Father played football at Wooster (1977-78)
- Two sisters, Jahnisa Tate and Ryan, and one brother, Jonathan
- Cousin, Andre Amos, played football at Ohio State (2006-09)
- Cousin, Langston Johnson, played football at Yale (2004-07)
- Cousin, Oliver (Jay) Johnson, played for the Philadelphia Eagles (1969-70)
- Majoring in American studies

### Career Statistics

TACKLES	g	ua	a	total	tfl	pd	ff	fr	blk
2011	13	4	4	8	3.0	1	0	0	0
2012	14	16	10	26	1.0	0	0	0	0
<b>TOTAL</b>	<b>27</b>	<b>20</b>	<b>14</b>	<b>34</b>	<b>4.0</b>	<b>1</b>	<b>0</b>	<b>0</b>	<b>0</b>

SACKS	g	ua	a	total	yards
2011	13	1	0	1.0	8
2012	14	1	0	1.0	8
<b>TOTAL</b>	<b>27</b>	<b>2</b>	<b>0</b>	<b>2.0</b>	<b>16</b>



James Vaughters



## Lee Ward

**Fullback**

6-1 / 245 / Sr.

Chesterfield, Mo. • Parkway Central

**36**

### As a Junior (2012)

- Played in all 14 contests at fullback and on special teams
- Three-game starter
- Started first two games at fullback for injured Ryan Hewitt
- One catch for nine yards at Colorado

### As a Sophomore (2011)

- Played in eight games
- Missed first four games with knee injury
- Made collegiate debut against Colorado
- One catch for one yard at Oregon State

### As a Freshman (2010)

- Did not see action

### The Ward File


- Graduated from Parkway Central (Mo.) and played for head coach Mark Goldenberg
- Three-year varsity letterwinner at linebacker, power back and fullback during career
- Two-time all-state linebacker
- Max Preps Junior All-America first-team linebacker
- Two-time St. Louis American All-American
- Two-time St. Louis Greater Metro
- Three-time Suburban South Conference
- 141 tackles, six sacks, five forced fumbles and 28 tackles for loss as a senior
- 1,415 rushing yards and 16 touchdowns as a senior
- 137 tackles (22 for loss) as a junior
- 109 tackles as a sophomore
- Lettered in track and field
- National Football Foundation Collegiate Hall of Fame scholarship recipient
- National Honor Society
- Spanish Honor Society
- Inducted into Foreign Language Hall of Fame
- Born in St. Louis, Mo.
- Full name is Lee Francis Ward
- Son of David and Mary Ward
- Older sister, Justine, attended Notre Dame
- Majoring in science, technology and society (innovation, technology and organizations)

### Career Statistics

RECEIVING	g	rec	yards	td	long	rec/g	avg/c	avg/g
2011	8	1	1	0	1	0.1	1.0	0.1
2012	14	1	9	0	9	0.2	9.0	1.8
<b>TOTAL</b>	<b>22</b>	<b>2</b>	<b>10</b>	<b>0</b>	<b>9</b>	<b>0.1</b>	<b>5.0</b>	<b>0.7</b>

ALL PURPOSE	g	rush	rcv	pr	kr	ir	total	avg/g
2011	8	0	1	0	0	0	1	0.1
2012	14	0	9	0	0	0	9	1.8
<b>TOTAL</b>	<b>22</b>	<b>0</b>	<b>10</b>	<b>0</b>	<b>0</b>	<b>0</b>	<b>10</b>	<b>0.7</b>



## Jordan Watkins

**Defensive End**

6-5 / 275 / So.

Decatur, Ga. • Woodward Acad.

**75**

### As a Freshman (2012)

- Did not see action

### The Watkins File

- Graduated from Woodward (Ga.) and played football under head coach John Hunt
- Four-star recruit by ESPN, Rivals and Scout
- 2011 PrepStar All-American
- Nation's 14th-best defensive tackle prospect by Rivals, 25th by ESPN, 26th by Scout
- Earned three varsity letters
- Two-time Atlanta Journal Constitution all-state
- Two-time all-metro
- Participated in 2012 Semper Fidelis All-American Bowl
- 65 tackles and five tackles for loss as a senior
- 61 tackles as a junior
- Lettered in basketball
- Full name is Jordan William Brown Watkins
- Born in Atlanta, Ga.
- Son of William and Phyllis Watkins



## Kodi Whitfield

**Wide Receiver**

6-2 / 196 / So.

Los Angeles, Calif. • Loyola

**9**

### As a Freshman (2012)

- Played in 13 of 14 contests
- Two catches for 13 yards against Washington State

### The Whitfield File

- Prepped at Loyola (Calif.) while playing under head coach Mike Christensen
- Three-year varsity football letterwinner
- Four-star recruit by Rivals
- Nation's 17th-best wide receiver prospect by PrepStar
- 2011 PrepStar All-America
- 2011 Serra League Offensive Player of the Year
- 75 catches for 955 yards and 12 touchdowns as a senior
- 57 tackles and two interceptions in 2011
- First-team all-CIF Pac-5 Division as a safety
- Participated in 2011 Cal State All-Star Game
- Lettered in track and field
- Born in Atlanta, Ga.
- Son of Bob Whitfield and Euradell White
- Father was an All-American offensive lineman at Stanford and played in the NFL Pro Bowl
- Four siblings: LaNiece, Kairo and Kaleigh Whitfield and Kyle Somerville

### Career Statistics

RECEIVING	g	rec	yards	td	long	rec/g	avg/c	avg/g
2012	13	2	13	0	7	0.2	6.5	1.0
<b>TOTAL</b>	<b>13</b>	<b>2</b>	<b>13</b>	<b>0</b>	<b>7</b>	<b>0.2</b>	<b>6.5</b>	<b>1.0</b>

ALL PURPOSE	g	rush	rcv	pr	kr	ir	total	avg/g
2012	13	0	13	0	0	0	13	1.0
<b>TOTAL</b>	<b>13</b>	<b>0</b>	<b>13</b>	<b>0</b>	<b>0</b>	<b>0</b>	<b>13</b>	<b>1.0</b>



## Anthony Wilkerson

### Running Back

6-1 / 215 / Sr.  
Foothill Ranch, Calif. • Tustin

32

#### As a Junior (2012)

- Played 12 games as primary backup for Stepfan Taylor
- Missed Washington and Arizona games due to injury suffered vs. USC
- 31 rushing yards on five attempts (6.2 yards per carry) in Rose Bowl win over Wisconsin
- Season-high 48 rushing yards on 13 carries at UCLA
- 10-yard touchdown run from wildcat formation at UCLA
- 35 rushing yards on seven carries in second half at Colorado, highlighted by 16-yard run
- Six carries for 22 yards at Cal
- 24 rushing yards on six carries in season opener vs. San Jose State
- Four rushes for 13 yards against Oregon State

#### As a Sophomore (2011)

- Powerful second-year back who combined with Stepfan Taylor, Jeremy Stewart and Tyler Gaffney to help the Cardinal average 207.9 yards a game on the ground.
- Team's third-leading rusher with 283 yards on 55 carries (23.6), including three touchdowns
- Scored on a six-yard run during a 37-10 victory at Arizona
- Career-high 93 yards on 14 carries and two touchdowns in a 65-21 victory over No. 22 Washington, during which Stanford amassed a school-record 446 yards rushing

#### As a Freshman (2010)

- Named Stanford's most outstanding freshman
- Team's third-leading rusher behind Stepfan Taylor and Andrew Luck
- 27 yards on seven carries with first touchdown against Sacramento State
- Scored on a six-yard touchdown run vs. USC
- Season-high 81 yards on 10 carries vs. No. 13 Arizona, including a season-long 39-yard run
- 65 yards on 10 carries at Arizona State, taking a knee after a 19-yard run to end game

#### The Wilkerson File

- Graduated from Tustin (Calif.) and played for head coach Myron Miller
- Four-star recruit and nation's 11th-best running back prospect and 80th overall by ESPN
- Nation's 16th-best running back prospect by Scout, 21st by Rivals
- School-record 2,843 rushing yards and 43 touchdowns as a senior
- 2,300 rushing yards and 36 touchdowns as a junior
- 354 rushing yards and six touchdowns against Kennedy-La Palma to open senior season
- 317 rushing yards and five touchdowns against Foothill in second game of senior season
- Two-time all-CIF selection and first-team all-county
- 2009 Century League Player of the Year; 2008 Century League Offensive Player of the Year
- Three-time first-team all-league
- Orange County Register Running Back of the Decade
- Helped Tustin to Century League titles in 2008 and 2009
- National Football Foundation College Hall of Fame Scholar Athlete
- Lettered in track and basketball
- Born in Anaheim, Calif.
- Full name is William Anthony Wilkerson
- Son of William and Melanie Wilkerson
- Two brothers, Marcus, Ricky Miller, and one sister, Quinn
- Brother, Ricky Miller, played football at Fresno State (2002-05)
- Uncle, Mark Davis, played baseball at Stanford (1983-86) and with the California Angels (1991)
- Uncle, Mike Davis, played baseball with the Oakland A's (1980-87) and Los Angeles Dodgers (1988-89)
- Majoring in communication

#### Career Statistics

RUSHING	g	att	yards	td	long	avg/c	avg/g
2010	13	89	408	3	39	4.6	31.4
2011	13	56	282	3	38	5.0	21.7
2012	11	50	224	1	19	4.5	20.4
<b>TOTAL</b>	<b>37</b>	<b>195</b>	<b>914</b>	<b>7</b>	<b>39</b>	<b>4.7</b>	<b>24.7</b>

RECEIVING	g	rec	yards	td	long	rec/g	avg/c	avg/g
2010	13	3	47	0	25	0.2	15.7	3.6
2011	13	2	6	0	3	0.2	3.0	0.5
2012	11	1	-1	0	0	0.1	-1.0	-0.1
<b>TOTAL</b>	<b>37</b>	<b>6</b>	<b>52</b>	<b>0</b>	<b>25</b>	<b>0.2</b>	<b>8.7</b>	<b>1.4</b>



## Khalil Wilkes

### Center

6-3 / 286 / 5th  
Teaneck, N.J. • St. Peter's

65

#### As a Senior (2012)

- Full-time starter at left guard
- Played in all 14 games with 12 starts
- Part of an offensive line which allowed 1.43 sacks per game
- Helped block for 174.3 yards rushing

#### As a Junior (2011)

- Saw reserve duty in four games
- Made appearances against Duke, Colorado, Washington and Oregon State

#### As a Sophomore (2010)

- Six appearances as a reserve
- Played against Sacramento State, UCLA, Wake Forest, Washington State, Washington and California

#### As a Freshman (2009)

- Did not see action

#### The Wilkes File

- Graduated from St. Peter's (N.J.) and played football for head coach Rich Hansen
- Nation's 16th-best offensive lineman by Scout
- New Jersey's 16th-best overall recruit and second-best offensive lineman by Rivals
- Two-time Associated Press and Newark Star-Ledger all-state first-team
- Two-time Hudson County Interscholastic Athletic Association Offensive Lineman of the Year
- Helped St. Peter's to four Hudson County titles
- Team captain
- Lettered in basketball
- Gold Medal winner for religious studies
- Born in Hackensack, N.J.
- Full name is Khalil S. Wilkes II
- Son of William B. Wilkes II and Javalda Powell
- Father played defensive back at Rutgers (1986-91)
- Oldest of three children
- Uncle, Kasib Powell, played basketball at Texas Tech and professionally with the Miami Heat
- Majoring in science, technology and society (work, technology and social organizations)



Khalil Wilkes



## Jordan Williamson

**Kicker**

5-11 / 194 / Sr.  
Austin, Texas • Westwood

**19**

### As a Junior (2012)

- Pac-12 All-Academic honorable mention
- Groza Award Watch List
- Kicked game-winning field goals vs. San Jose State, at Oregon and vs. UCLA in Pac-12 title game
- 17 of 27 field goals made, including career-long 48-yarder at Notre Dame
- 32 touchbacks on 75 kickoffs
- 45 of 46 PAT
- Led team in scoring with 96 points
- Made field goals of 47 and 22 yards for final points in 20-14 Rose Bowl win over Wisconsin
- Made field goals of 37 and 36 yards against UCLA in Pac-12 title game
- Missed 43-yard attempt but made game-winning 37-yard field goal in overtime at Oregon
- Career-best eight touchbacks at Colorado and made field goals from 31 and 35 yards
- 42-yard first-quarter field goal against Washington State
- Career-long 48-yard field goal and 27-yarder at Notre Dame
- Six touchbacks vs. Arizona
- Made two field goals at Washington
- Three field goals made on four attempts against Duke
- 46-yard field goal to end first half of season opener vs. San Jose State

### As a Sophomore (2011)

- All-Pac-12 second team
- 13 of 19 field goals made, including season-long 45-yarder at Arizona
- 4-of-4 from 20-29 yards, 7-of-9 from 30-39 yards, 2-of-6 from 40-49 yards
- Led conference kickers with 9.3 points per game
- Ranked third in Pac-12 in field goals per game (1.30) and field goal percentage (68.4)
- Made first seven attempts of career before missing 47-yarder against Colorado
- Made next four attempts against Washington State and Washington
- Missed USC, Oregon State and Oregon games with injury
- Returned for the final two regular season games against Cal and Notre Dame

### As a Freshman (2010)

- Did not see action

### The Williamson File

- Graduated from Westwood (Texas) and played for head coach Anthony Wood
- Made nine of 14 field goal attempts and all 44 extra-point attempts as a senior
- Career-long and Westwood school-record 52-yard field goal as a senior
- Made 50-yard field goal as a senior
- Made 32 of 45 field goal attempts and all 93 extra-point attempts during three-year varsity career
- Westwood school record holder for career field goals (32) and consecutive extra points (93)
- Westwood school record holder for field goals in one game (4) and field goals in one season (13)
- 93 consecutive extra-point attempts rank second in Texas history
- 32 career field goals rank fifth in Texas history
- Three-time all-state honorable mention
- First-team all-district 16-5A as a sophomore, junior and senior
- District special teams MVP as a senior
- Lettered in soccer
- Academic all-district selection in football and soccer
- Born in Austin, Texas
- Full name is Jordan Gabriel Williamson
- Son of Grady Williamson and Laura Barton
- Stepfather is David Burton
- One brother, Josh, and one sister, Claire
- Majoring in psychology

### Career Statistics

SCORING	g	td	rush	rcv	ret	pat	2pat	fg	total	avg/g
2011	10	0	0	0	0	54	0	13	93	9.3
2012	14	0	0	0	0	45	0	17	96	6.9
<b>TOTAL</b>	<b>24</b>	<b>0</b>	<b>0</b>	<b>0</b>	<b>0</b>	<b>99</b>	<b>0</b>	<b>30</b>	<b>189</b>	<b>7.9</b>

FIELD GOALS	g	made	att	long	pct
2011	10	13	19	45	68.4
2012	14	17	27	48	63.0
<b>TOTAL</b>	<b>24</b>	<b>30</b>	<b>46</b>	<b>48</b>	<b>65.2</b>



## Remound Wright

**Running Back**

5-9 / 204 / Jr.  
Fort Wayne, Ind. • Bishop Dwenger

**22**

### As a Sophomore (2012)

- 35-yard reception against Duke
- First career touchdown on one-yard carry at Colorado
- Five carries for 15 yards at Cal
- Season-high 24 yards rushing on five carries at UCLA (all in fourth quarter)
- Returned five kickoffs (23.0-yard average) in final four games
- 58 yards on two kickoff returns at Oregon, including 36-yarder to open game
- 31-yard kickoff return against UCLA in Pac-12 title game

### As a Freshman (2011)

- Did not see action

### The Wright File

- Graduated from Bishop Dwenger (Ind.) and played for head coach Chris Svarczkopf
- Four-star recruit by Rivals and Scout
- Nation's 16th-best running back prospect by Rivals, 20th by Scout
- Indiana's top recruit by Rivals
- Three-year letterwinner
- 2,100 rushing yards and 34 touchdowns as a senior
- 2,049 rushing yards and 40 touchdowns as a sophomore
- School's career leader in rushing yards (4,730), touchdowns (85) and points (516)
- Single-season record holder for touchdowns (40) and points (250)
- Led team to 4A runner-up finish as a senior
- 2010 Summit Athletic Conference Player of the Year
- Three-time first-team all-conference running back
- Two-time Associated Press all-state
- All-league as a defensive back in 2008
- Fort Wayne News-Sentinel Prep Sports All-Area
- Participated in National Army All-American Combine
- Participated in Offense-Defense All-American Bowl
- Lettered in basketball and baseball
- Finalist for Watkins Award (African-American male athlete for academic and community service)
- Four-year Bishop Dwenger Scholar
- National Achievement Scholarship semifinalist
- Born in Pittsburgh, Pa.
- Full name is Remound Willis Wright III
- Son of Remound and Debra Wright
- Father played football at Western Michigan (1976-80)
- Majoring in science, technology and society (innovation, technology & organizations)

### Career Statistics

RUSHING	g	att	yards	td	long	avg/c	avg/g
2012	13	23	81	1	15	3.5	6.2
<b>TOTAL</b>	<b>13</b>	<b>23</b>	<b>81</b>	<b>1</b>	<b>15</b>	<b>3.5</b>	<b>6.2</b>

KICK RETURNS	g	no.	yards	td	long	avg/r	avg/g
2012	13	5	115	0	36	23.0	8.8
<b>TOTAL</b>	<b>13</b>	<b>5</b>	<b>115</b>	<b>0</b>	<b>36</b>	<b>23.0</b>	<b>8.8</b>





## David Yankey

**Offensive Guard**

6-5 / 313 / Sr.  
Roswell, Ga. • Centennial

54

### As a Junior (2012)

- Consensus All-American
- Associated Press All-America second team
- Sporting News All-America first team
- AFCA All-America first team
- Phil Steele All-America second team
- CBS Sports.com All-America second team
- All-Pac-12 first team
- Outland Trophy Watch List
- Morris Trophy (Pac-12's Outstanding Offensive Lineman)
- Recipient of team's Outstanding Junior Award
- Top pulling offensive lineman in the nation
- Started all 14 games at left tackle after playing previous season at left guard
- Played four of five offensive line positions, in addition to tight end and wing
- Graded at 86 percent and allowed one sack
- Led an offensive line with 37 returning starts (103rd in FBS)
- Protected two first-year starting quarterbacks for conference-low 17 sacks in regular season
- Paved way for Stepfan Taylor's 1,530 rushing yards, second highest total in school history

### As a Sophomore (2011)

- All-Pac-12 honorable mention
- Yahoo! Sports Freshman All-America
- Started 13 games at left guard
- One of three first-year starters on offensive line (Sam Schwartzstein and Cameron Fleming)
- Helped ground attack average 210.62 yards per game, second-best in Pac-12
- Offensive line allowed seventh (tie) fewest sacks per game in nation (0.85 per game, 11 total)
- Helped quarterback Andrew Luck set single-season (37) and career (82) records for touchdown passes

### As a Freshman (2010)

- Played as a true freshman against Sacramento State and UCLA before suffering season-ending injury
- First freshman offensive lineman to play since Kwame Harris and Kirk Chambers (2000)

### The Yankey File

- Graduated from Centennial (Ga.)
- Played for head coach Jeff Measor
- Nation's 44th-best offensive tackle by Scout, 47th by Rivals
- Earned four varsity letters
- Three-time all-region
- Honorable mention all-state as a senior
- Roswell's Excalibur Award recipient, honoring excellence in athletics and leadership
- Born in Sydney, Australia
- Full name is David Famiyekyi Yankey
- Son of David and Darina Yankey
- Two brothers, Alexander and Jerome
- Majoring in science, technology and society (innovation, technology and organizations)

David Yankey



## Alex Yazdi

**Defensive End**

6-1 / 261 / Jr.  
Cave Creek, Ariz. • Cactus Shadows

79

### As a Sophomore (2012)

- Did not see action

### As a Freshman (2011)

- Did not see action

### The Yazdi File

- Cactus Shadows High School (Ariz.) and played for head coach Chad DeGrenier
- Three-year varsity letterwinner as a defensive and offensive lineman
- First-team all-region selection as a junior and senior
- Totaled 140 tackles, including 14 sacks, one interception and six fumble recoveries over his career
- First lineman at Cactus Shadows High School to earn all-region honors in consecutive seasons
- Also lettered in basketball
- Four-year Principal's List Award winner
- 2010 Discus Award recipient
- Elks Foundation Student Leader Award; scholarship award from T W Lewis Foundation
- 2007 American Legion Award; winner of the Sun's Charities Scholarship
- National Honor Society and French Honor Society
- Students Against Destructive Decisions and the Special Olympics organizations
- Volunteered with St. Mary's Food Bank, Relay for Life and Habitat for Humanity
- Born in Scottsdale, Ariz.
- Full name is Alex Julien Yazdi
- Parents are Hamid Yazdi and Greta Verougstraete
- Majoring in human biology





**Kelsey Young**  
Wide Receiver / Running Back  
5-10 / 195 / Jr.  
Norco, Calif. • Norco

**39**

### As a Sophomore (2012)

- Played hybrid role as a receiver and running back
- 234 total offensive yards (160 rushing, 74 receiving) with two rushing touchdowns
- Alternated with Remound Wright to return kickoffs in last seven games
- 22.2 yards per kickoff return
- Scored first points of Rose Bowl on 16-yard run in victory over Wisconsin
- First career touchdown on 55-yard end-around in win vs. Arizona
- Two catches for 36 yards at Oregon
- First catch at Oregon went for 24 yards on scoring drive
- Three rushes for 13 yards vs. Washington State
- 37-yard fourth-quarter kickoff return vs. UCLA in Pac-12 title game led to final touchdown drive

### As a Freshman (2011)

- Did not see action

### The Young File

- Graduated from Norco (Calif.)
- Played for head coach Todd Gerhart, father of former Stanford running back Toby Gerhart
- Three-year letterwinner
- Four-star recruit by Rivals and Scout
- California's 12th-best running back prospect, 21st-best overall recruit by Rivals
- Nation's 21st-best running back by Scout
- SuperPrep All-American
- 2,008 rushing yards and 30 touchdowns as a senior
- 1,767 rushing yards and 14 touchdowns as a junior
- Three-time all-CIF Southern Section Inland Division and all-Riverside County
- 2010 Riverside Press Enterprise all-Inland Empire
- Lettered in track and field
- Born in Bellflower, Calif.
- Full name is Kelsey Ryan Young
- Son of Kelvin and Rochelle Young
- Two brothers, Cory and Isaiah
- Majoring in computer science

### Career Statistics

RUSHING										
	g	att	yards	td	long	avg/c	avg/g			
2012	14	14	160	2	55	11.4	11.4			
<b>TOTAL</b>	<b>14</b>	<b>14</b>	<b>160</b>	<b>2</b>	<b>55</b>	<b>11.4</b>	<b>11.4</b>			
TOTAL OFFENSE										
	g	rush	pass	total	avg/g					
2012	14	160	0	160	11.4					
<b>TOTAL</b>	<b>14</b>	<b>160</b>	<b>0</b>	<b>160</b>	<b>11.4</b>					
RECEIVING										
	g	rec	yards	td	long	rec/g	avg/c	avg/g		
2012	14	8	74	0	24	0.6	9.2	5.3		
<b>TOTAL</b>	<b>14</b>	<b>8</b>	<b>74</b>	<b>0</b>	<b>24</b>	<b>0.6</b>	<b>9.2</b>	<b>5.3</b>		
SCORING										
	g	td	rush	rcv	ret	pat	2pat	fg	total	avg/g
2012	14	2	2	0	0	0	0	0	12	0.9
<b>TOTAL</b>	<b>14</b>	<b>2</b>	<b>2</b>	<b>0</b>	<b>0</b>	<b>0</b>	<b>0</b>	<b>0</b>	<b>12</b>	<b>0.9</b>
KICK RETURNS										
	g	no.	yards	td	long	avg/r	avg/g			
2012	14	8	178	0	37	22.2	12.7			
<b>TOTAL</b>	<b>14</b>	<b>8</b>	<b>178</b>	<b>0</b>	<b>37</b>	<b>22.2</b>	<b>12.7</b>			
ALL PURPOSE										
	g	rush	rcv	pr	kr	ir	total	avg/g		
2012	14	160	74	0	178	0	412	29.4		
<b>TOTAL</b>	<b>14</b>	<b>160</b>	<b>74</b>	<b>0</b>	<b>178</b>	<b>0</b>	<b>412</b>	<b>29.4</b>		

Kelsey Young



**Sam Yules**  
Inside Linebacker  
6-2 / 229 / So.  
Dartmouth, Mass. • Moses Brown (R.I.)

**68**

### As a Freshman (2012)

- Did not see action

### The Yules File

- Graduated from Moses Brown (R.I.) while playing for head coach Willie Edwards
- Attended The Mountain School of Milton Academy (Vt.) in spring of 2011
- Earned three varsity letters at linebacker, defensive end, tight end, wide receiver and fullback
- Single-season record 121 tackles in nine games as a senior
- 11 receptions for 264 yards and two touchdowns as a senior
- 2011 Providence Journal all-state first-team
- Two-time all-Rhode Island Interscholastic League Division 3 first-team
- Team MVP as a senior
- Lettered in lacrosse and helped school to 2010 state championship
- Cum Laude Society
- Latin Honor Society
- Born in Attleboro, Mass.
- Full name is Samuel Jay Yules
- Son of Sidney and Martha Yules
- Two brothers, Michael and Dave, and one sister, Cadena
- Brother, Michael, plays football at Brown





WELCOME TO THE ROSE BOWL  
presented by VIZIO



# 2012 in REVIEW

## 2012 Season in Review

### Run to the Roses

The 2012 Pac-12 Conference champion Cardinal closed its season in style at "The Granddaddy of Them All," defeating Wisconsin, 20-14, to win the 99th Rose Bowl Game presented by VIZIO.

### It's a BCS Life

With its appearance in the Rose Bowl Game, Stanford made its third straight BCS bowl appearance and fourth all-time BCS appearance, tied for 12th best in the Bowl Championship Series era that began with the 1998 season. Stanford previously played in the 2000 Rose Bowl Game, the 2011 Orange Bowl and 2012 Fiesta Bowl.

The string of three straight BCS bowl games is a feat claimed by just seven other schools. Stanford's active three-game BCS streak is matched only by Oregon and Wisconsin.

### Ruling the Pac

Stanford's run to the roses culminated with its first Pac-12 title since the 1999 campaign as the Cardinal defeated UCLA, 27-24, just six days after a 35-17 win

against the Bruins in the regular season finale.

To reach the conference title game, the Cardinal had to win its division. Stanford and Oregon finished for a second straight year tied at 8-1 atop the Pac-12 North, but Stanford advanced to the title game by virtue of its 17-14 overtime victory at No. 1 Oregon on Nov. 17.

### The Polls

After its 12-2 campaign, Stanford concluded the season ranked sixth in the USA Today Coaches Poll and seventh by the Associated Press. The Cardinal was also ranked sixth in the final BCS Standings.

Stanford has finished ranked in the AP top 10 in three straight years (No. 7 in 2011 and No. 4 in 2010).

Stanford has been ranked in the AP poll for 47 consecutive weeks dating back to the Sept. 5 poll of 2010, expanding the program's longest continuous stay in the AP poll from a previous high of 43 weeks from 1969-72.

Stanford and Oregon are the only two schools in the country to finish in the top-10 in each of the last three years in the final BCS standings, with Stanford finishing sixth in 2012 and fourth in 2011 and 2010.

### Cardinal Rising

The Cardinal's three straight 11-win seasons are unprecedented in school history. Stanford had never won 11 games prior to 2010 and reached 10 wins only three times previously (1926, 1942 and 1992).

### All-Americans

Tight end Zach Ertz was a unanimous All-American with first-team honors from the American Football Coaches Association, Associated Press, Sporting News and Walter Camp Football Foundation while offensive lineman David Yankey was a consensus All-American selection. The duo was joined by outside

linebacker Trent Murphy and free safety Ed Reynolds, who both earned third-team AP All-America honors.

Ertz became Stanford's seventh all-time unanimous All-American, joining David DeCastro (2011),

Toby Gerhart (2009), John Elway (1982), Ken Margerum (1980), Bill McColl (1951) and Bobby Grayson (1935).

### All-Conference Cardinal

Twenty-four players earned All-Pac-12 honors, including five first-team honors to tie for the conference lead.

Highlighting the All-Pac-12 First Team were tight end Zach Ertz, outside linebacker Trent Murphy, free safety Ed Reynolds, outside linebacker Chase Thomas and offensive tackle David Yankey.

Five more players highlighted the All-Pac-12 Second Team, including Doak Walker Award semifinalist running back Stepfan Taylor. Taylor was joined by defensive end Henry Anderson, offensive guard Kevin Danser, defensive end Ben Gardner and center Sam Schwartzstein.

Fourteen Cardinal were named honorable mention: nickelback Usua Amanam, cornerback Terrence Brown, cornerback Alex Carter, outside linebacker Alex Debnick (special teams), offensive tackle Cameron Fleming, fullback Ryan Hewitt, quarterback Kevin Hogan, wide receiver Ty Montgomery (return specialist), strong safety Jordan Richards, inside linebacker Shayne Skov,

defensive tackle Terrence Stephens, wide receiver Drew Terrell (return specialist), tight end Levine Toilolo and punter Daniel Zychlinski.

### Cardiac Cardinal

Stanford made a habit of rallying in crunch time for victories in 2012, manufacturing game-winning drives in the fourth quarter or overtime in six games:

#### > 4Q/OT Game-Winners

Game	Time	Game-Winning Play
San Jose State	13:15	20-yd Williamson FG
USC	10:20	Ertz 37-yd TD from Nunes
Arizona	OT	Taylor 21-yd TD run
Oregon State at Oregon	5:07	Ertz 13-yd TD from Hogan
	OT	37-yd Williamson FG
UCLA (Pac-12 FCG)	6:49	36-yd Williamson FG

The Cardinal came back from second-half deficits in five of its victories: Stanford trailed by seven points against USC, 14 points against Arizona, 11 points against Oregon State, seven points at Oregon and seven points against UCLA in the Pac-12 Football Championship Game.

### Taylor in Stanford's Record Books

Running back Stepfan Taylor powered the Stanford ground game and became the school's all-time career rushing leader with 4,300 yards, eclipsing Darrin Nelson's school record (4,169) in the Pac-12 Championship Game.

With 1,530 rushing yards in 2012, Taylor recorded his third consecutive 1,000-yard rushing season - a feat never previously accomplished at Stanford. (Nelson ran for 1,000-plus-yard seasons in 1977, '78 and '81.)

Taylor finished his career with a school-record 45 total touchdowns including the program's second-best mark of 40 rushing touchdowns.

### Stanford Trees

Stanford's senior tight end tandem of Zach Ertz (69-898-6) and Levine Toilolo (24-393-4) combined to catch 93 passes for 1,291 yards and 10 touchdowns as Stanford led all schools nationally in tight end productivity.

Toilolo led Stanford in yards per catch (16.4), while Ertz led the nation's tight ends in receptions and yards.

### Making the Right QB Call

David Shaw changed quarterbacks in the middle of the season after senior Josh Nunes guided the Cardinal to a 7-2 record. The Cardinal had a four-game conference winning streak and stood one game back in the Pac-12 North standings, set to begin its most difficult run of the schedule. Sophomore Kevin Hogan made his starting debut Nov. 10 against 13th-ranked Oregon State and rattled off five straight victories - four of which were against ranked opponents and the fifth coming in the Rose Bowl.

### Hogan's Heroes

In his brief time under center, Hogan passed for 1,096 yards on 71.7 percent completions (109-of-152) with nine touchdowns against just three interceptions. Not limited to being a drop-back passer, Hogan was also the team's second-leading rusher with 263 yards and two scores at 4.8 yards per carry.



Stepfan Taylor

### The Straw that Stirs the Drink

Offensive guard/tackle David Yankey, a native of Australia, started every game at left tackle a year after starting all 13 games as a sophomore at his natural left guard position.

Yankey played both positions each week with upward of 20 percent of his snaps coming at guard. All told, Yankey played four out of the five offensive line positions in 2012 in addition to tight end and wing.

A consensus All-American, Yankey was also recognized with the Morris Trophy as the Outstanding Offensive Lineman in the Pac-12, as voted by the conference's defensive linemen.

### Defensive Doings

Stanford owned the No. 1 scoring defense in the Pac-12, allowing 17.21 points per game which ranked 17th in the nation. The Cardinal ranked 10th in the nation in 2010 (17.38) and 30th in 2011 (21.92).

Stanford held opponents to 20 or fewer points in 11 of its 14 games; dating back to 2010, the Cardinal has held 25 of its last 33 opponents to 20 or fewer points.

As Stanford mounted comebacks in five of its victories, the Cardinal defense kept opposing offenses off the board. Only four teams scored in the fourth quarter or overtime with no scores over the final six games of the year, a span of 96:29 (plus overtime at Oregon).

### Paper or Plastic?

Stanford's vaunted 3-4 defense ranked first nationally in sacks with 57 (4.07 average per game) to set a program record. Included in that tally was a single-game school-record 10 sacks against Washington State.

Stanford also ranked second in the nation in tackles for loss (8.86 average, 124 total), led by Trent Murphy's 18.0 - the most by a Cardinal since 2000 (Riall Johnson, 20). Murphy's 10.0 sacks were the most since 2004 (Jon Alston, 10.0).



Zach Ertz

### Run Stoppers

Stanford finished with the nation's fifth-best rushing defense, allowing 97.0 yards per game and 3.04 yards per carry.

Stanford's combined defensive numbers were all the more impressive when taking into account the fact that no Cardinal player ranked among the national top-20 in sacks or tackles for a loss. The Cardinal's depth saw three players (Trent Murphy, Chase Thomas and Ben Gardner) average better than one tackle for a loss per game.

### Offensive D

Stanford's defense scored five touchdowns: Ed Reynolds had interception returns for touchdowns against Duke, Washington State and Colorado, Trent Murphy had an interception return at Washington and Chase Thomas recovered a fumble for a touchdown at Notre Dame.

Stanford defenders had 15 interceptions, led by Ed Reynolds (six) and Jordan Richards (three).

Reynolds' three interception returns for touchdowns set a school record while his 301 total interception return yards fell one yard shy of the NCAA record.

### Shaw Repeats as Pac-12 Coach of the Year

For a second straight year, Bradford M. Freeman Director of Football David Shaw was named Pac-12 Conference Coach of the Year, as selected by his peers in the conference.

He became only the fourth coach in Pac-12 history to earn the award in consecutive seasons.

Shaw is the third Stanford head coach to receive the award, following Bill Walsh (1977) and Tyrone Willingham (1995 and '99).

### Toppling the Top

The Cardinal's win at No. 1 Oregon was the second in school history against the AP's top-ranked team. Stanford also defeated No. 1 Notre Dame on Oct. 6, 1990. Both victories came on the road. Stanford's all-time record against top-ranked AP teams is 2-6-1.

For the first time in school history, Stanford defeated the No. 1 (Oregon - Nov. 17) and No. 2 (USC - Sept. 15) ranked teams in the same season.

The last team to defeat the AP's No. 1 and No. 2 teams in the regular season was Miami in 2000.

The last time Stanford previously defeated two top-five teams in the same season was 2001 - at No. 5 Oregon and against No. 4 UCLA.

### Record vs. Ranked Opponents

Stanford posted a 5-1 record against AP Top-25 teams in 2012, including four straight wins to end the 2012 calendar season. Since 2009, Stanford is 13-4 against ranked programs.

### Home Sweet Home

Dating back to the final game of 2007, Stanford is 30-3 (.909) in its last 33 games at Stanford Stadium, with its only losses in that stretch coming against No. 6 USC (2008), California (2009) and No. 6 Oregon (2011).

Stanford's active nine-game home winning streak heading into 2013 is the fifth-longest in the nation (behind Northern Illinois, Michigan, Georgia and South Carolina).

Stanford is averaging 38.2 points per game (1,223 total) over its last 32 home games while allowing just 21.9 (700 total).

### Run This State

Stanford completed a season sweep of its in-state Pac-12 rivals for a third straight season, defeating Cal, USC and UCLA (twice).

Stanford has defeated both Los Angeles schools in each of the last four seasons (2009-12), a first in school history against USC and UCLA.

Including its Rose Bowl victory against Wisconsin, Stanford has won 26 of its last 27 games played in California (only loss against No. 6 Oregon in 2011).

### All-Academic Honors

Stanford had 12 players earn Pac-12 All-Academic honors, including first-team selections Henry Anderson, Jordan Richards and Patrick Skov.

Three earned second-team honors Kevin Danser, Ben Gardner and Ronnie Harris.

Six more players received honorable mention: Jackson Cummings, Zach Ertz, Josh Nunes, David Parry, Jordan Williamson and Daniel Zychlinski.

To be eligible for selection to the academic team, a student-athlete must have a minimum 3.0 cumulative grade-point average and be either a starter or a significant contributor.

### On to the NFL

Tight ends Zach Ertz and Levine Toilolo and running back Stepfan Taylor all heard their names called in the 2013 NFL Draft.

Ertz was chosen by the Philadelphia Eagles with the 35th overall pick (third pick of the second round); Toilolo was selected by the Atlanta Falcons with the 36th pick of the fourth round (133rd overall) and Taylor was called upon by Arizona with the seventh pick of the fifth round (140th overall).

It marked the fourth straight year that Stanford had at least three players drafted. Stanford's 2013 draftees finished their Cardinal careers with three straight BCS bowl games and a 25-2 record at Stanford Stadium.

With Ertz and Toilolo hearing their names called, Stanford has had five tight ends drafted in the past nine years, joining Coby Fleener (Indianapolis, 2012, 2nd), Jim Dray (Arizona, 2010, 7th) and Alex Smith (Tampa Bay, 2005, 3rd).

In addition to the three draftees, six members of the program were signed to free agent or rookie mini camp deals.

Outside linebacker Chase Thomas signed a free agent contract with the New Orleans Saints. Outside linebacker Alex Debnik signed with the San Francisco 49ers as a fullback. Cornerback Terrence Brown signed a contact with the Cincinnati Bengals. Wide receiver Drew Terrell (Kansas City), defensive tackle Terrence Stephens (Jacksonville) and punter Daniel Zychlinski (San Francisco) earned rookie mini camp invitations.

Of the 25 Stanford players on active NFL rosters heading into the summer of 2012, 12 started their journeys as undrafted free agents.

### Cardinal Playbooks Go Digital

Stanford ushered in a new era with iPad playbooks for the 2012 season. With the start of the Cardinal's fall training camp, each Stanford player and coach received an iPad outfitted with a digital playbook powered by Denver-based partner PlayerLync.

Five professional teams in the NFL were equipped through the same partnership, and Stanford became the first in college football to embrace this technology.

### 2012 Team Statistics

Record	Overall	Home	Away	Neutral
All games	12-2-0	7-0-0	4-2-0	1-0-0
Conference	8-1-0	4-0-0	4-1-0	0-0-0
Non-conference	4-1-0	3-0-0	0-1-0	1-0-0

	Stanford	Opponents
<b>SCORING</b>	390	241
Points Per Game	27.9	17.2
<b>FIRST DOWNS</b>	266	254
Rushing	113	86
Passing	129	144
Penalty	24	24
<b>RUSHING YARDAGE</b>	2440	1358
Yards gained rushing	2674	1878
Yards lost rushing	234	520
Rushing Attempts	549	446
Average Per Rush	4.4	3.0
Average Per Game	174.3	97.0
TDs Rushing	23	15
<b>PASSING YARDAGE</b>	2802	3349
Comp-Att-Int	240-399-10	336-550-15
Average Per Pass	7.0	6.1
Average Per Catch	11.7	10.0
Average Per Game	200.1	239.2
TDs Passing	19	13
<b>TOTAL OFFENSE</b>	5242	4707
Total Plays	948	996
Average Per Play	5.5	4.7
Average Per Game	374.4	336.2
<b>KICK RETURNS: #-Yards</b>	32-739	39-710
<b>PUNT RETURNS: #-Yards</b>	25-299	22-149
<b>INT RETURNS: #-Yards</b>	15-359	10-122
<b>KICK RETURN AVERAGE</b>	23.1	18.2
<b>PUNT RETURN AVERAGE</b>	12.0	6.8
<b>INT RETURN AVERAGE</b>	23.9	12.2
<b>FUMBLES-LOST</b>	20-8	21-12
<b>PENALTIES-Yards</b>	85-715	86-789
Average Per Game	51.1	56.4
<b>PUNTS-Yards</b>	75-3216	91-3875
Average Per Punt	42.9	42.6
Net punt average	38.5	37.8
<b>KICKOFFS-Yards</b>	75-4797	54-3371
Average Per Kick	64.0	62.4
Net kick average	51.3	39.5
<b>TIME OF POSSESSION/Game</b>	31:43	28:17
<b>3RD-DOWN Conversions</b>	75/197	72/224
3rd-Down Pct	38%	32%
<b>4TH-DOWN Conversions</b>	7/13	16/32
4th-Down Pct	54%	50%
<b>SACKS BY-Yards</b>	57-346	19-92
<b>MISC YARDS</b>	0	1
<b>TOUCHDOWNS SCORED</b>	49	28
<b>FIELD GOALS-ATTEMPTS</b>	17-27	15-18
<b>ON-SIDE KICKS</b>	0-0	0-1
<b>RED-ZONE SCORES</b>	(44-51) 86%	(33-42) 79%
<b>RED-ZONE TOUCHDOWNS</b>	(31-51) 61%	(21-42) 50%
<b>PAT-ATTEMPTS</b>	(45-46) 98%	(26-26) 100%
<b>ATTENDANCE</b>	303402	368918
Games/Avg Per Game	7/43343	6/61486
Neutral Site Games		1/93359

### Score By Quarters

	1st	2nd	3rd	4th	OT	Total
Stanford	103	116	92	70	9	390
Opponents	34	73	88	39	7	241

### 2012 Individual Statistics

Rushing	GP	Att.	Gain	Loss	Net	Avg.	TD	Long	Avg./G
Taylor	14	322	1588	58	1530	4.8	13	59	109.3
Hogan	10	55	323	60	263	4.8	2	27	26.3
Wilkerson	11	50	231	7	224	4.5	1	19	20.4
Young	14	14	163	3	160	11.4	2	55	11.4
Wright	13	23	81	0	81	3.5	1	15	6.2
Nunes	10	27	112	38	74	2.7	3	16	7.4
Patterson	14	4	66	7	59	14.8	0	42	4.2
Seale	12	13	58	1	57	4.4	0	12	4.8
Hewitt	12	13	32	0	32	2.5	1	6	2.7
Cummings	13	4	12	0	12	3.0	0	6	0.9
Skov, P.	14	2	7	0	7	3.5	0	4	0.5
Montgomery	11	1	0	11	-11	-11.0	0	0	-1.0
Zychlinski	13	1	0	21	-21	-21.0	0	0	-1.6
Team	12	20	1	28	-27	-1.4	0	1	-2.2
<b>Total</b>	<b>14</b>	<b>549</b>	<b>2674</b>	<b>234</b>	<b>2440</b>	<b>4.4</b>	<b>23</b>	<b>59</b>	<b>174.3</b>
<b>Opponents</b>	<b>14</b>	<b>446</b>	<b>1878</b>	<b>520</b>	<b>1358</b>	<b>3.0</b>	<b>15</b>	<b>77</b>	<b>97.0</b>

Passing	G	Effic.	Cmp-Att-Int	Pct.	Yds	TD	Long	Avg./G
Nunes	10	119.58	124-235-7	52.8	1643	10	70	164.3
Hogan	10	147.87	109-152-3	71.7	1096	9	43	109.6
Nottingham	2	85.60	5-8-0	62.5	22	0	9	11.0
Team	12	0.00	0-2-0	0.0	0	0	0	0.0
Terrell	14	385.60	1-1-0	100.0	34	0	34	2.4
Picazo	1	158.80	1-1-0	100.0	7	0	7	7.0
Taylor	14	0.00	0-0-0	0.0	0	0	0	0.0
<b>Total</b>	<b>14</b>	<b>129.84</b>	<b>240-399-10</b>	<b>60.2</b>	<b>2802</b>	<b>19</b>	<b>70</b>	<b>200.1</b>
<b>Opponents</b>	<b>14</b>	<b>114.58</b>	<b>336-550-15</b>	<b>61.1</b>	<b>3349</b>	<b>13</b>	<b>71</b>	<b>239.2</b>

Receiving	G	No.	Yds	Avg.	TD	Long	Avg./G
Ertz	14	69	898	13.0	6	68	64.1
Taylor	14	41	287	7.0	2	40	20.5
Terrell	14	33	463	14.0	4	28	33.1
Montgomery	11	26	213	8.2	0	32	19.4
Toilolo	14	24	393	16.4	4	46	28.1
Patterson	14	16	271	16.9	2	70	19.4
Hewitt	12	14	129	9.2	1	24	10.8
Young	14	8	74	9.2	0	24	5.3
Whitfield	13	2	13	6.5	0	7	1.0
Skov, P.	14	2	9	4.5	0	5	0.6
Wright	13	1	35	35.0	0	35	2.7
Ward	5	1	9	9.0	0	9	1.8
Cajuste	8	1	7	7.0	0	7	0.9
Pratt	5	1	2	2.0	0	2	0.4
Wilkerson	11	1	-1	-1.0	0	0	-0.1
<b>Total</b>	<b>14</b>	<b>240</b>	<b>2802</b>	<b>11.7</b>	<b>19</b>	<b>70</b>	<b>200.1</b>
<b>Opponents</b>	<b>14</b>	<b>336</b>	<b>3349</b>	<b>10.0</b>	<b>13</b>	<b>71</b>	<b>239.2</b>

Punt Returns	No.	Yds	Avg.	TD	Long
Terrell	24	291	12.1	1	76
Nelson	1	8	8.0	0	8
<b>Total</b>	<b>25</b>	<b>299</b>	<b>12.0</b>	<b>1</b>	<b>76</b>
<b>Opponents</b>	<b>22</b>	<b>149</b>	<b>6.8</b>	<b>0</b>	<b>29</b>

Interceptions	No.	Yds	Avg.	TD	Long
Reynolds	6	301	50.2	3	80
Richards	3	12	4.0	0	8
Amanam	1	0	0.0	0	0
Brown	1	0	0.0	0	0
Lyons	1	2	2.0	0	2
Murphy, T.	1	40	40.0	1	40
Tarpley	1	4	4.0	0	4
Thomas	1	0	0.0	0	0

Kick Returns	No.	Yds	Avg.	TD	Long
Montgomery	11	293	26.6	0	64
Young	8	178	22.2	0	37
Carter	5	110	22.0	0	30
Wright	5	115	23.0	0	36
Skov, P.	2	33	16.5	0	19
Tarpley	1	10	10.0	0	10
<b>Total</b>	<b>32</b>	<b>739</b>	<b>23.1</b>	<b>0</b>	<b>64</b>
<b>Opponents</b>	<b>39</b>	<b>710</b>	<b>18.2</b>	<b>0</b>	<b>40</b>

Fumble Returns	No.	Yds	Avg.	TD	Long
Amanam	1	11	11.0	1	11
Mauro	1	0	0.0	0	0
Tarpley	1	2	2.0	0	2
Thomas	1	7	7.0	1	7
<b>Total</b>	<b>4</b>	<b>20</b>	<b>5.0</b>	<b>2</b>	<b>11</b>
<b>Opponents</b>	<b>1</b>	<b>3</b>	<b>3.0</b>	<b>0</b>	<b>3</b>

Scoring	TD	FGs	Kick	Rush	Rcv	Pass	DXP	Saf	Points
Williamson	0	17-27	45-46	0-0	0	0-0	0	0	96
Taylor	15	0-0	0-0	0-0	0	0-0	0	0	90
Ertz	6	0-0	0-0	0-0	0	0-0	0	0	36
Terrell	5	0-0	0-0	0-0	0	0-0	0	0	30
Toilolo	4	0-0	0-0	0-0	0	0-0	0	0	24
Nunes	3	0-0	0-0	0-0	0	0-1	0	0	18
Reynolds	3	0-0	0-0	0-0	0	0-0	0	0	18
Young	2	0-0	0-0	0-0	0	0-0	0	0	12
Patterson	2	0-0	0-0	0-0	0	0-0	0	0	12
Hewitt	2	0-0	0-0	0-0	0	0-0	0	0	12
Hogan	2	0-0	0-0	0-1	0	0-0	0	0	12
Amanam	1	0-0	0-0	0-0	0	0-0	0	0	6
Wilkerson	1	0-0	0-0	0-0	0	0-0	0	0	6
Murphy, T	1	0-0	0-0	0-0	0	0-0	0	0	6
Thomas	1	0-0	0-0	0-0	0	0-0	0	0	6
Wright	1	0-0	0-0	0-0	0	0-0	0	0	6
<b>Total</b>	<b>49</b>	<b>17-27</b>	<b>45-46</b>	<b>0-1</b>	<b>0</b>	<b>0-1</b>	<b>0</b>	<b>0</b>	<b>390</b>
<b>Opponents</b>	<b>28</b>	<b>15-18</b>	<b>26-26</b>	<b>0-0</b>	<b>1</b>	<b>1-2</b>	<b>0</b>	<b>0</b>	<b>241</b>

Total Offense	G	Plays	Rush	Pass	Total	Avg/G
Nunes	10	262	74	1643	1717	171.7
Taylor	14	322	1530	0	1530	109.3
Hogan	10	207	263	1096	1359	135.9
Wilkerson	11	50	224	0	224	20.4
Young	14	14	160	0	160	11.4
Wright	13	23	81	0	81	6.2
Patterson	14	4	59	0	59	4.2
Seale	12	13	57	0	57	4.8
Terrell	14	1	0	34	34	2.4
Hewitt	12	13	32	0	32	2.7
Nottingham	2	8	0	22	22	11.0
Cummings	13	4	12	0	12	0.9
Picazo	1	1	0	7	7	7.0
Skov, P.	14	2	7	0	7	0.5
Montgomery	11	1	-11	0	-11	-1.0
Zychlinski	13	1	-21	0	-21	-1.6
Team	12	22	-27	0	-27	-2.2
<b>Total</b>	<b>14</b>	<b>948</b>	<b>2440</b>	<b>2802</b>	<b>5242</b>	<b>374.4</b>
<b>Opponents</b>	<b>14</b>	<b>996</b>	<b>1358</b>	<b>3349</b>	<b>4707</b>	<b>336.2</b>

Field Goals	FGM-FGA	Pct	01-19	20-29	30-39	40-49	50-99	Lg	Blk
Williamson	17-27	63.0	0-0	5-7	8-10	4-8	0-2	48	2

Field Goal Sequence	Stanford	Opponents
San Jose State	(46),(20)	(38)
Duke	(35),(32),(22),38	(29),(29)
USC	47,23,51	-
Washington	(31),(28)	(43)
Arizona	-	(33),(33)
Notre Dame	25,(48),(27)	(29),(22)
California	40,34	(21)
Washington State	(42)	(24)
Colorado	(31),(35)	-
Oregon State	51	(19),(42),(44)
Oregon	43,(37)	42,41
UCLA	45	(48)
UCLA	(37),(36)	(31),52
Wisconsin	(47),(22)	-

\*Numbers in parentheses indicate field goal was made

Punting	No.	Yds	Avg	Long	TB	FC	I20	50+	Blkd
Zychlinski	66	2846	43.1	67	7	22	26	19	0
Ryhne	9	370	41.1	56	2	0	1	1	0
<b>Total</b>	<b>75</b>	<b>3216</b>	<b>42.9</b>	<b>67</b>	<b>9</b>	<b>22</b>	<b>27</b>	<b>20</b>	<b>0</b>
<b>Opponents</b>	<b>91</b>	<b>3875</b>	<b>42.6</b>	<b>67</b>	<b>7</b>	<b>28</b>	<b>22</b>	<b>22</b>	<b>0</b>

Kickoffs	No.	Yds	Avg	TB	OB	Retn	Net	YdLn
Williamson	75	4797	64.0	32	4	-	-	-
<b>Total</b>	<b>75</b>	<b>4797</b>	<b>64.0</b>	<b>32</b>	<b>4</b>	<b>710</b>	<b>43.8</b>	<b>21</b>
<b>Opponents</b>	<b>54</b>	<b>3371</b>	<b>62.4</b>	<b>20</b>	<b>2</b>	<b>739</b>	<b>39.5</b>	<b>25</b>

All-Purpose	G	Rush	Rec	PR	KOR	IR	Tot	Avg/G
Taylor	14	1530	287	0	0	0	1817	129.8
Ertz	14	0	898	0	0	0	898	64.1
Terrell	14	0	463	291	0	0	754	53.9
Montgomery	11	-11	213	0	293	0	495	45.0
Young	14	160	74	0	178	0	412	29.4
Toilolo	14	0	393	0	0	0	393	28.1
Patterson	14	59	271	0	0	0	330	23.6
Reynolds	14	0	0	0	0	301	301	21.5
Hogan	10	263	0	0	0	0	263	26.3
Wright	13	81	35	0	115	0	231	17.8
Wilkerson	11	224	-1	0	0	0	223	20.3
Hewitt	12	32	129	0	0	0	161	13.4
Carter	14	0	0	0	110	0	110	7.9
Nunes	10	74	0	0	0	0	74	7.4
Seale	12	57	0	0	0	0	57	4.8
Skov, P.	14	7	9	0	33	0	49	3.5
Murphy, T.	14	0	0	0	0	40	40	2.9
Tarpley	14	0	0	0	10	4	14	1.0
Whitfield	13	0	13	0	0	0	13	1.0
Cummings	13	12	0	0	0	0	12	0.9
Richards	14	0	0	0	0	12	12	0.9
Ward	5	0	9	0	0	0	9	1.8
Nelson	3	0	0	8	0	0	8	2.7
Cajuste	8	0	7	0	0	0	7	0.9
Pratt	5	0	2	0	0	0	2	0.4
Lyons	14	0	0	0	0	2	2	0.1
Zychlinski	13	-21	0	0	0	0	-21	-1.6
Team	12	-27	0	0	0	0	-27	-2.2
<b>Total</b>	<b>14</b>	<b>2440</b>	<b>2802</b>	<b>299</b>	<b>739</b>	<b>359</b>	<b>6639</b>	<b>474.2</b>
<b>Opponents</b>	<b>14</b>	<b>1358</b>	<b>3349</b>	<b>149</b>	<b>710</b>	<b>122</b>	<b>5688</b>	<b>406.3</b>

### Defensive Statistics

	GP-GS	Tackles			Sacks TFL/Yds	Pass Defense				QBH	Fumbles		Blkd Kick	Saf
		Solo	Ast	Total		No-Yards	Int-Yds	BU	UP		Rcv-Yds	FF		
Skov	13-13	43	38	81	9.0-27	2.5-20	.	1	1	2	.	.	.	.
Thomas	14-14	43	28	71	14.5-53	7.5-40	1-0	3	4	5	2-7	1	.	.
Richards	14-14	44	24	68	6.5-33	1.0-10	3-12	12	15	.	.	1	.	.
Tarpley	14-11	40	26	66	7.0-22	2.0-11	1-4	5	6	2	1-2	1	.	.
Brown	14-14	47	18	65	3.0-5	.	1-0	9	10	.	.	.	.	.
Amanam	14-4	35	24	59	10.5-41	4.0-28	1-0	7	8	1	3-11	.	.	.
Murphy, T.	14-14	38	18	56	18.0-87	10.0-56	1-40	4	5	6	.	1	.	.
Anderson, H.	14-14	27	24	51	13.0-50	5.5-26	.	5	5	3	.	1	.	.
Gardner	14-14	26	23	49	14.5-50	7.5-35	.	5	5	2	1-0	1	.	.
Reynolds	14-14	28	19	47	.	.	6-301	5	11	.	.	.	.	.
Carter	14-8	34	12	46	3.0-8	.	.	1	1	.	.	3	.	.
Lancaster	14-0	23	13	36	3.0-14	2.0-12	.	.	.	.	.	.	.	.
Parry	14-3	16	12	28	3.0-10	2.0-8	.	2	2	.	.	.	.	.
Vaughters	14-4	15	11	26	1.0-8	1.0-8	.	.	.	.	.	.	.	.
Lyons	14-1	20	5	25	.	.	1-2	.	1	.	.	.	.	.
Debniak	14-0	18	6	24	4.0-33	4.0-33	.	.	.	2	.	2	.	.
Browning	13-5	20	4	24	2.0-4	.	.	3	3	.	.	.	.	.
Carrington	14-0	16	7	23	.	.	.	2	2	.	1-0	.	.	.
Mauro	13-0	11	8	19	7.0-35	5.0-26	.	.	.	.	2-0	.	.	.
Harris	14-0	8	5	13	.	.	.	2	2	.	.	1	.	.
Hoffpaair	14-0	7	4	11	.	.	.	1	1	.	.	.	.	.
Stephens	11-7	6	4	10	3.0-11	1.0-8	.	.	.	.	.	1	.	.
Anderson, K.	14-0	4	3	7	2.0-25	2.0-25	.	1	1	.	.	1	.	.
Bernard	11-0	4	2	6	.	.	.	.	.	.	.	1	.	.
Hemschoot	14-0	3	3	6	.	.	.	.	.	.	1-0	.	.	.
Martinez	14-0	2	1	3	.	.	.	.	.	1	.	.	.	.
Madhu	14-0	1	1	2	.	.	.	.	.	.	.	.	.	.
Hopkins	1-0	1	1	2	.	.	.	1	1	.	.	.	.	.
Williamson	14-0	2	.	2	.	.	.	.	.	.	.	.	.	.
Taylor	14-14	1	1	2	.	.	.	.	.	.	.	.	.	.
Fleming	14-14	1	.	1	.	.	.	.	.	.	.	.	.	.
Zychlinski	13-0	1	.	1	.	.	.	.	.	.	.	.	.	.
Shittu	5-0	1	.	1	.	.	.	.	.	.	.	.	.	.
Ryhne	2-0	1	.	1	.	.	.	.	.	.	.	.	.	.
Team	12-0	1	.	1	.	.	.	.	.	.	.	.	.	.
Montgomery	11-4	.	1	1	.	.	.	.	.	.	.	.	.	.
Toilolo	14-14	1	.	1	.	.	.	.	.	.	.	.	.	.
Miller	14-0	1	.	1	.	.	.	.	.	.	.	.	.	.
Ward	14-3	1	.	1	.	.	.	.	.	.	.	.	.	.
Rotto	1-0	.	.	.	.	.	.	.	.	.	1-0	.	.	.
<b>Total</b>	<b>14-0</b>	<b>591</b>	<b>346</b>	<b>937</b>	<b>124-516</b>	<b>57-346</b>	<b>15-359</b>	<b>69</b>	<b>84</b>	<b>24</b>	<b>12-20</b>	<b>15</b>	<b>.</b>	<b>.</b>
<b>Opponents</b>	<b>14-0</b>	<b>543</b>	<b>426</b>	<b>969</b>	<b>65-244</b>	<b>19-92</b>	<b>10-122</b>	<b>33</b>	<b>43</b>	<b>15</b>	<b>8-3</b>	<b>18</b>	<b>3</b>	<b>.</b>





Game-by-Game Starters

Offense	WR	TE	LT	LG	C	RG	RT	TE	TE	QB	RB	FB	WR
San Jose State	Terrell	Toilolo	Yankey	Wilkes	Schwartzstein	Danser	Fleming	--	--	Nunes	Taylor	Ward	Montgomery
Duke	Terrell	Toilolo	Yankey	Wilkes	Schwartzstein	Danser	Fleming	--	--	Nunes	Taylor	Ward	Montgomery
USC	Terrell	Toilolo	Yankey	Wilkes	Schwartzstein	Danser	Fleming	Ertz	--	Nunes	Taylor	--	Patterson
at Washington	Terrell	Toilolo	Yankey	Wilkes	Schwartzstein	Danser	Fleming	--	--	Nunes	Taylor	Hewitt	Montgomery
Arizona	Terrell	Toilolo	Yankey	Wilkes	Schwartzstein	Danser	Fleming	--	--	Nunes	Taylor	Hewitt	Montgomery
at Notre Dame	Terrell	Toilolo	Wilkes	Yankey	Schwartzstein	Danser	Fleming	Ertz	--	Nunes	Taylor	--	Patterson
at California	Terrell	Toilolo	Yankey	Wilkes	Schwartzstein	Danser	Fleming	--	--	Nunes	Taylor	Hewitt	Patterson
Washington State	Terrell	Toilolo	Yankey	Garnett	Schwartzstein	Danser	Fleming	--	--	Nunes	Taylor	Ward	Patterson
at Colorado	Terrell	Toilolo	Yankey	Wilkes	Schwartzstein	Danser	Fleming	Ertz	--	Nunes	Taylor	--	Patterson
Oregon State	--	Toilolo	Yankey	Wilkes	Schwartzstein	Danser	Fleming	Ertz	K. Murphy	Hogan	Taylor	Hewitt	--
at Oregon	Terrell	Toilolo	Yankey	Wilkes	Schwartzstein	Danser	Fleming	Ertz	--	Hogan	Taylor	--	Patterson
at UCLA	--	Toilolo	Yankey	Wilkes	Schwartzstein	Danser	Fleming	Bonnell	--	Hogan	Taylor	Hewitt	Cajuste
UCLA	--	Toilolo	Yankey	Wilkes	Schwartzstein	Danser	Fleming	Bonnell	K. Murphy	Hogan	Taylor	Hewitt	--
vs. Wisconsin	Terrell	Toilolo	Yankey	Wilkes	Schwartzstein	Danser	Fleming	--	--	Hogan	Taylor	Hewitt	Patterson

Defense	DE	NT	DE	OLB	ILB	ILB	OLB	CB	CB	FS	SS	NB
San Jose State	Gardner	--	H. Anderson	Thomas	Tarpley	Vaughters	T. Murphy	Brown	Browning	Reynolds	Richards	Amanam
Duke	Gardner	Stephens	H. Anderson	Thomas	S. Skov	Vaughters	T. Murphy	Brown	Browning	Reynolds	Richards	--
USC	Gardner	--	H. Anderson	Thomas	S. Skov	Vaughters	T. Murphy	Brown	Browning	Reynolds	Richards	Amanam
at Washington	Gardner	Stephens	H. Anderson	Thomas	S. Skov	Vaughters	T. Murphy	Brown	Browning	Reynolds	Richards	--
Arizona	Gardner	Stephens	H. Anderson	Thomas	S. Skov	Tarpley	T. Murphy	Brown	Lyons	Reynolds	Richards	--
at Notre Dame	Gardner	Stephens	H. Anderson	Thomas	S. Skov	Tarpley	T. Murphy	Brown	Browning	Reynolds	Richards	--
at California	Gardner	--	H. Anderson	Thomas	S. Skov	Tarpley	T. Murphy	Brown	Carter	Reynolds	Richards	Amanam
Washington State	Gardner	--	H. Anderson	Thomas	S. Skov	Tarpley	T. Murphy	Brown	Carter	Reynolds	Richards	Amanam
at Colorado	Gardner	Stephens	H. Anderson	Thomas	S. Skov	Tarpley	T. Murphy	Brown	Carter	Reynolds	Richards	--
Oregon State	Gardner	Stephens	H. Anderson	Thomas	S. Skov	Tarpley	T. Murphy	Brown	Carter	Reynolds	Richards	--
at Oregon	Gardner	Stephens	H. Anderson	Thomas	S. Skov	Tarpley	T. Murphy	Brown	Carter	Reynolds	Richards	--
at UCLA	Gardner	Parry	H. Anderson	Thomas	S. Skov	Tarpley	T. Murphy	Brown	Carter	Reynolds	Richards	--
UCLA	Gardner	Parry	H. Anderson	Thomas	S. Skov	Tarpley	T. Murphy	Brown	Carter	Reynolds	Richards	--
vs. Wisconsin	Gardner	Parry	H. Anderson	Thomas	S. Skov	Tarpley	T. Murphy	Brown	Carter	Reynolds	Richards	--

Special Teams	K	P	HLD	LS
San Jose State	Williamson	Zychlinski	Zychlinski	Miller
Duke	Williamson	Zychlinski	Zychlinski	Miller
USC	Williamson	Zychlinski	Zychlinski	Miller
at Washington	Williamson	Zychlinski	Zychlinski	Miller
Arizona	Williamson	Zychlinski	Zychlinski	Miller
at Notre Dame	Williamson	Zychlinski	Zychlinski	Miller
at California	Williamson	Zychlinski	Zychlinski	Miller
Washington State	Williamson	Zychlinski	Zychlinski	Miller
at Colorado	Williamson	Zychlinski	Zychlinski	Miller
Oregon State	Williamson	Zychlinski	Zychlinski	Miller
at Oregon	Williamson	Zychlinski	Zychlinski	Miller
at UCLA	Williamson	Zychlinski	Zychlinski	Miller
UCLA	Williamson	Rhyne	Rhyne	Miller
vs. Wisconsin	Williamson	Zychlinski	Zychlinski	Miller



### Stanford Game-by-Game Statistics

Date	Opponent	Rushing				Receiving				Passing				Kick Returns				Punt Returns				Total Offense
		No.	Yds	TD	Lg	No.	Yds	TD	Lg	Cmp	Att	Int	Yds	TD	Lg	No.	Yds	TD	Lg	No.	Yds	
8/31/12	SAN JOSE STATE	41	155	1	38	16	125	1	14	16-26-0	125	1	14	3	40	0	18	3	34	0	17	280
9/8/12	DUKE	26	92	1	13	18	281	3	43	18-33-1	281	3	43	3	73	0	27	3	100	1	76	373
9/15/12	USC	37	202	1	59	15	215	2	37	15-32-2	215	2	37	3	87	0	64	0	0	0	0	417
09/27/12	at Washington	28	68	0	7	18	170	0	35	18-37-1	170	0	35	3	96	0	33	0	0	0	0	238
10/6/12	ARIZONA	43	257	6	55	21	360	2	54	21-34-0	360	2	54	6	140	0	35	1	6	0	6	617
10/13/12	at Notre Dame	40	147	0	13	12	125	0	22	12-25-2	125	0	22	0	0	0	0	3	24	0	13	272
10/20/12	at California	46	252	1	39	17	223	2	68	17-32-1	223	2	68	0	0	0	0	3	53	0	37	475
10/27/12	WASHINGTON STATE	37	120	1	17	7	136	1	70	7-15-0	136	1	70	1	22	0	22	0	0	0	0	256
11/3/12	at Colorado	39	206	3	42	25	230	2	32	25-35-0	230	2	32	1	10	0	10	5	20	0	11	436
11/10/12	OREGON STATE	39	163	1	19	22	254	3	40	22-29-2	254	3	40	2	48	0	26	0	0	0	0	417
11/17/12	at Oregon	46	200	1	18	25	211	1	24	25-36-1	211	1	24	3	75	0	36	3	16	0	9	411
11/24/12	at UCLA	49	221	3	49	15	160	1	25	15-22-0	160	1	25	2	28	0	24	2	27	0	19	381
11/30/12	UCLA	43	170	2	23	16	155	1	33	16-23-0	155	1	33	3	85	0	37	1	18	0	18	325
1/1/13	vs. Wisconsin	35	187	2	19	13	157	0	43	13-20-0	157	0	43	2	35	0	23	1	1	0	1	344
<b>Totals</b>		<b>549</b>	<b>2440</b>	<b>23</b>	<b>59</b>	<b>240</b>	<b>2802</b>	<b>19</b>	<b>70</b>	<b>240-399-10</b>	<b>2802</b>	<b>19</b>	<b>70</b>	<b>32</b>	<b>739</b>	<b>0</b>	<b>64</b>	<b>25</b>	<b>299</b>	<b>1</b>	<b>76</b>	<b>5242</b>
<b>Opponent</b>		<b>446</b>	<b>1358</b>	<b>15</b>	<b>77</b>	<b>336</b>	<b>3349</b>	<b>13</b>	<b>71</b>	<b>336-550-15</b>	<b>3349</b>	<b>13</b>	<b>71</b>	<b>39</b>	<b>710</b>	<b>0</b>	<b>40</b>	<b>22</b>	<b>149</b>	<b>0</b>	<b>29</b>	<b>4707</b>

Date	Opponent	Tackles				Sacks		Fumble			Pass			Kicks/PAT				
		Solo	Asst	Total	TFL-Yds	No.-Yds	FF	FR-Yds	Int-Yds	QBH	Brk	Kick	Att-Made	Run	Rcv	Saf	Pts	
8/31/12	SAN JOSE STATE	39	16	47.0	12.0-37	3.0-18	1	1-0	1-23	0	3	0	2-2	0	0	0	20	
9/8/12	DUKE	50	42	71.0	6.0-24	2.0-17	1	1-0	3-129	2	7	0	6-5	0	0	0	50	
9/15/12	USC	33	34	50.0	12.0-58	4.0-21	2	1-0	2-4	3	9	0	3-3	0	0	0	21	
9/27/12	at Washington	39	24	51.0	7.0-32	3.0-24	0	0-0	1-40	0	4	0	1-1	0	0	0	13	
10/6/12	ARIZONA	52	38	71.0	8.0-25	3.0-17	0	0-0	1-0	2	9	0	6-6	0	0	0	54	
10/13/12	at Notre Dame	43	22	54.0	6.0-26	4.0-24	2	3-0	0-0	9	3	0	1-1	0	0	0	13	
10/20/12	at California	43	16	51.0	11.0-44	4.0-24	2	2-7	1-2	0	4	0	3-3	0	0	0	21	
10/27/12	WASHINGTON STATE	47	28	61.0	15.0-75	10.0-64	1	0-0	1-25	3	5	0	3-3	0	0	0	24	
11/3/12	at Colorado	33	3	34.5	7.0-46	7.0-46	3	2-2	1-52	0	3	0	6-6	0	0	0	48	
11/10/12	OREGON STATE	35	26	48.0	8.0-34	3.0-21	1	1-0	0-0	3	7	0	3-3	0	0	0	27	
11/17/12	at Oregon	48	18	57.0	10.0-28	3.0-11	1	0-0	1-4	2	4	0	2-2	0	0	0	17	
11/24/12	at UCLA	50	12	56.0	9.0-45	7.0-38	1	1-11	1-0	0	4	0	5-5	0	0	0	35	
11/30/12	UCLA	44	26	57.0	9.0-26	3.0-11	0	0-0	1-80	0	4	0	3-3	0	0	0	27	
1/1/13	vs. Wisconsin	41	30	56.0	4.0-16	1.0-10	0	0-0	1-0	0	3	0	2-2	0	0	0	20	
<b>Totals</b>		<b>597</b>	<b>335</b>	<b>764.5</b>	<b>124.0-516</b>	<b>57.0-346</b>	<b>15</b>	<b>12-20</b>	<b>15-359</b>	<b>24</b>	<b>69</b>	<b>0</b>	<b>46-45</b>	<b>0</b>	<b>0</b>	<b>0</b>	<b>390</b>	
<b>Opponent</b>		<b>553</b>	<b>417</b>	<b>761.5</b>	<b>65.0-244</b>	<b>20.0-98</b>	<b>18</b>	<b>8-3</b>	<b>10-122</b>	<b>15</b>	<b>33</b>	<b>3</b>	<b>26-26</b>	<b>0</b>	<b>1</b>	<b>0</b>	<b>241</b>	

Date	Opponent	Punting										Field Goals			Kickoffs			
		No.	Yds	Avg	Long	Blkd	TB	FC	50+	I20	Att-Made	Lg	Blkd	No.	Yds	Avg	TB	OB
8/31/12	SAN JOSE STATE	6	243	40.5	50	0	0	5	1	3	2-2	46	0	4	256	64.0	1	1
9/8/12	DUKE	3	136	45.3	53	0	0	1	1	1	4-3	35	0	10	639	63.9	3	0
9/15/12	USC	5	212	42.4	67	0	2	2	1	1	3-0	0	1	4	256	64.0	1	0
9/27/12	at Washington	9	350	38.9	51	0	0	4	2	0	2-2	31	0	4	253	63.2	0	0
10/6/12	ARIZONA	4	217	54.2	59	0	2	0	4	1	0-0	0	0	8	513	64.1	6	1
10/13/12	at Notre Dame	6	274	45.7	57	0	2	1	2	2	3-2	48	1	3	192	64.0	1	0
10/20/12	at California	5	169	33.8	46	0	0	3	0	3	2-0	0	0	4	256	64.0	0	0
10/27/12	WASHINGTON STATE	6	257	42.8	51	0	1	1	1	3	1-1	42	0	5	323	64.6	3	0
11/3/12	at Colorado	4	175	43.8	58	0	0	1	1	1	2-2	35	0	9	585	65.0	8	0
11/10/12	OREGON STATE	3	136	45.3	51	0	0	0	1	2	1-0	0	0	5	321	64.2	3	1
11/17/12	at Oregon	6	274	45.7	62	0	0	0	3	5	2-1	37	0	3	174	58.0	1	0
11/24/12	at UCLA	6	247	41.2	54	0	0	1	1	2	1-0	0	0	6	381	63.5	1	1
11/30/12	UCLA	6	253	42.2	56	0	2	0	1	1	2-2	37	0	5	323	64.6	1	0
1/1/13	vs. Wisconsin	6	273	45.5	54	0	0	3	1	2	2-2	47	0	5	325	65.0	3	0
<b>Totals</b>		<b>75</b>	<b>3216</b>	<b>42.9</b>	<b>67</b>	<b>0</b>	<b>9</b>	<b>22</b>	<b>20</b>	<b>27</b>	<b>27-17</b>	<b>48</b>	<b>2</b>	<b>75</b>	<b>4797</b>	<b>64.0</b>	<b>32</b>	<b>4</b>
<b>Opponent</b>		<b>91</b>	<b>3875</b>	<b>42.6</b>	<b>67</b>	<b>0</b>	<b>7</b>	<b>28</b>	<b>22</b>	<b>22</b>	<b>18-15</b>	<b>48</b>	<b>0</b>	<b>54</b>	<b>3371</b>	<b>62.4</b>	<b>20</b>	<b>2</b>

Date	Opponent	Score	Failed to score inside RZ														
			Times In RZ	Times Scored	Total Pts	TDs	Rush TDs	Pass TDs	FGs Made	FGA	Downs	Int	Fumb	Half	Game		
8/31/12	SAN JOSE STATE	W 20-17	4	3	17	2	1	1	1	1	1	1	0	0	0	0	
9/8/12	DUKE	W 50-13	6	6	30	3	1	2	3	3	0	0	0	0	0		
9/15/12	USC	W 21-14	2	1	7	1	0	1	0	1	0	0	0	0	0		
9/27/12	at Washington	L 13-17	2	2	6	0	0	0	2	2	0	0	0	0	0		
10/6/12	ARIZONA	W 54-48	6	6	42	6	4	2	0	0	0	0	0	0	0		
10/13/12	at Notre Dame	L 13-20	4	1	3	0	0	0	1	2	1	1	0	0	0		
10/20/12	at California	W 21-3	6	3	21	3	1	2	0	1	0	1	0	0	1		
10/27/12	WASHINGTON STATE	W 24-17	1	1	7	1	1	0	0	0	0	0	0	0	0		
11/3/12	at Colorado	W 48-0	6	6	34	4	2	2	2	2	0	0	0	0	0		
11/10/12	OREGON STATE	W 27-23	3	3	20	3	1	2	0	0	0	0	0	0	0		
11/17/12	at Oregon	W 17-14	3	3	17	2	1	1	1	1	0	0	0	0	0		
11/24/12	at UCLA	W 35-17	3	3	21	3	2	1	0	0	0	0	0	0	0		
11/30/12	UCLA	W 27-24	4	4	20	2	2	0	2	2	0	0	0	0	0		
1/1/13	vs. Wisconsin	W 20-14	3	3	17	2	2	0	1	1	0	0	0	0	0		
<b>Totals</b>	<b>45 of 53 (84.9%)</b>		<b>53</b>	<b>45</b>	<b>262</b>	<b>32</b>	<b>18</b>	<b>14</b>	<b>13</b>	<b>16</b>	<b>2</b>	<b>2</b>	<b>0</b>	<b>0</b>	<b>1</b>		

## Opponent Game-by-Game Statistics

Date	Opponent	Rushing				Receiving				Passing				Kick Returns				Punt Returns				Total Offense
		No.	Yds	TD	Lg	No.	Yds	TD	Lg	Cmp-Att-Int	Yds	TD	Lg	No.	Yds	TD	Lg	No.	Yds	TD	Lg	
8/31/12	SAN JOSE STATE	27	70	1	20	24	217	1	21	24-35-1	217	1	21	2	32	0	22	0	0	0	0	287
9/8/12	DUKE	23	27	1	13	42	358	0	51	42-63-3	358	0	51	7	120	0	20	2	13	0	8	385
9/15/12	USC	27	26	2	30	20	254	0	49	20-41-2	254	0	49	3	59	0	28	0	0	0	0	280
9/27/12	at Washington	34	136	1	61	19	177	1	35	19-37-1	177	1	35	4	76	0	28	3	27	0	23	313
10/6/12	ARIZONA	34	126	3	13	45	491	3	31	45-69-1	491	3	31	1	13	0	13	1	6	0	6	617
10/13/12	at Notre Dame	44	150	0	23	16	184	2	24	16-28-0	184	2	24	2	36	0	23	2	9	0	8	334
10/20/12	at California	28	3	0	11	19	214	0	31	19-31-1	214	0	31	4	96	0	40	1	29	0	29	217
10/27/12	WASHINGTON STATE	24	-18	0	14	42	403	2	43	42-60-1	403	2	43	2	44	0	23	1	5	0	5	385
11/3/12	at Colorado	21	-21	0	5	12	97	0	22	12-23-1	97	0	22	1	10	0	10	2	12	0	7	76
11/10/12	OREGON STATE	28	86	1	19	23	226	1	23	23-39-0	226	1	23	1	16	0	16	2	7	0	5	312
11/17/12	at Oregon	40	198	1	77	21	207	1	28	21-37-1	207	1	28	2	26	0	16	1	2	0	2	405
11/24/12	at UCLA	33	73	1	38	20	261	1	71	20-38-1	261	1	71	4	79	0	36	2	32	0	23	334
11/30/12	UCLA	38	284	3	51	23	177	0	20	23-32-1	177	0	20	4	75	0	24	2	0	0	1	461
1/1/13	vs. Wisconsin	45	218	1	38	10	83	1	22	10-17-1	83	1	22	2	28	0	15	3	7	0	8	301
<b>Opponent</b>		<b>446</b>	<b>1358</b>	<b>15</b>	<b>77</b>	<b>336</b>	<b>3349</b>	<b>13</b>	<b>71</b>	<b>336-550-15</b>	<b>3349</b>	<b>13</b>	<b>71</b>	<b>39</b>	<b>710</b>	<b>0</b>	<b>40</b>	<b>22</b>	<b>149</b>	<b>0</b>	<b>29</b>	<b>4707</b>
<b>Stanford</b>		<b>549</b>	<b>2440</b>	<b>23</b>	<b>59</b>	<b>240</b>	<b>2802</b>	<b>19</b>	<b>70</b>	<b>240-399-10</b>	<b>2802</b>	<b>19</b>	<b>70</b>	<b>32</b>	<b>739</b>	<b>0</b>	<b>64</b>	<b>25</b>	<b>299</b>	<b>1</b>	<b>76</b>	<b>5242</b>

Date	Opponent	Tackles				Sacks		Fumble			QBH	Brk	Kick	Kicks/PAT				Pts
		Solo	Ast	Total	TFL-Yds	No.-Yds	FF	FR-Yds	Int-Yds	Att-Made				Run	Rcv	Saf		
8/31/12	SAN JOSE STATE	42	32	58.0	7.0-17	1	0-0	2	0-0	0	3	0	2-2	0	0	0	0	17
9/8/12	DUKE	37	12	43.0	2.0-10	1	0-0	2	0-0	1-0	2	4	1	1-1	0	0	0	13
9/15/12	USC	36	26	49.0	2.0-12	0	0-0	0	0-0	2-34	2	2	1	2-2	0	0	0	14
09/27/12	at Washington	32	26	45.0	6.0-28	2	1-3	1-0	0	4	0	2-2	0	0	0	0	17	
10/6/12	ARIZONA	46	32	62.0	5.0-16	1	1-0	0-0	2	2	0	4-4	0	1	0	48		
10/13/12	at Notre Dame	21	60	51.0	3.0-15	1	0-0	2-49	5	0	1	2-2	0	0	0	20		
10/20/12	at California	38	46	61.0	4.0-13	2	1-0	1-3	0	3	0	0-0	0	0	0	3		
10/27/12	WASHINGTON STATE	25	32	41.0	5.0-19	2	0-0	0-0	1	2	0	2-2	0	0	0	17		
11/3/12	at Colorado	62	11	67.5	5.0-11	1	0-0	0-0	1	2	0	0-0	0	0	0	0		
11/10/12	OREGON STATE	40	26	53.0	4.0-23	2	2-0	2-6	0	1	0	2-2	0	0	0	23		
11/17/12	at Oregon	47	46	70.0	6.0-15	3	2-0	1-30	1	3	0	2-2	0	0	0	14		
11/24/12	at UCLA	50	20	60.0	8.0-42	3	1-0	0-0	0	3	0	2-2	0	0	0	17		
11/30/12	UCLA	44	26	57.0	5.0-16	3	0-0	0-0	1	2	0	3-3	0	0	0	24		
1/1/13	vs. Wisconsin	33	22	44.0	3.0-7	0	0-0	0-0	0	2	0	2-2	0	0	0	14		
<b>Opponent</b>		<b>553</b>	<b>417</b>	<b>761.5</b>	<b>65.0-244</b>	<b>18</b>	<b>8-3</b>	<b>10-122</b>	<b>15</b>	<b>33</b>	<b>3</b>	<b>26-26</b>	<b>0</b>	<b>1</b>	<b>0</b>	<b>241</b>		
<b>Stanford</b>		<b>597</b>	<b>335</b>	<b>764.5</b>	<b>124.0-516</b>	<b>15</b>	<b>12-20</b>	<b>15-359</b>	<b>24</b>	<b>69</b>	<b>0</b>	<b>46-45</b>	<b>0</b>	<b>0</b>	<b>0</b>	<b>390</b>		

Date	Opponent	Punting									Field Goals			Kickoffs				
		No.	Yds	Avg	Long	Blkd	TB	FC	50+	I20	Att-Made	Lg	Blkd	No.	Yds	Avg	TB	OB
8/31/12	SAN JOSE STATE	6	262	43.7	49	0	0	3	0	1	1-1	38	0	4	245	61.2	1	0
9/8/12	DUKE	7	330	47.1	56	0	0	0	4	1	2-2	29	0	3	174	58.0	0	0
9/15/12	USC	6	255	42.5	50	0	0	1	1	3	0-0	0	0	3	173	57.7	0	0
9/27/12	at Washington	9	350	38.9	53	0	1	6	2	3	1-1	43	0	4	258	64.5	1	0
10/6/12	ARIZONA	4	169	42.5	50	0	0	3	1	2	2-2	33	0	9	553	61.4	2	1
10/13/12	at Notre Dame	5	206	41.2	46	0	0	1	0	0	2-2	29	0	4	260	65.0	4	0
10/20/12	at California	8	320	40.0	56	0	0	3	1	3	1-1	21	0	2	128	64.0	1	1
10/27/12	WASHINGTON STATE	5	171	34.2	51	0	0	0	1	0	1-1	24	0	3	195	65.0	2	0
11/3/12	at Colorado	9	402	44.7	55	0	0	2	3	2	0-0	0	0	1	38	38.0	0	0
11/10/12	OREGON STATE	5	202	40.4	67	0	2	1	1	1	3-3	44	0	6	390	65.0	4	0
11/17/12	at Oregon	8	366	45.8	56	0	2	2	2	0	2-0	0	0	3	189	63.0	0	0
11/24/12	at UCLA	7	307	43.9	58	0	1	1	3	2	1-1	48	0	4	258	64.5	2	0
11/30/12	UCLA	5	223	44.6	52	0	1	2	1	1	2-1	31	0	5	323	64.6	2	0
1/1/13	vs. Wisconsin	7	312	44.6	54	0	0	3	2	3	0-0	0	0	3	187	62.3	1	0
<b>Opponent</b>		<b>91</b>	<b>3875</b>	<b>42.6</b>	<b>67</b>	<b>0</b>	<b>7</b>	<b>28</b>	<b>22</b>	<b>22</b>	<b>18-15</b>	<b>48</b>	<b>0</b>	<b>54</b>	<b>3371</b>	<b>62.4</b>	<b>20</b>	<b>2</b>
<b>Stanford</b>		<b>75</b>	<b>3216</b>	<b>42.9</b>	<b>67</b>	<b>0</b>	<b>9</b>	<b>22</b>	<b>20</b>	<b>27</b>	<b>27-17</b>	<b>48</b>	<b>2</b>	<b>75</b>	<b>4797</b>	<b>64.0</b>	<b>32</b>	<b>4</b>

Date	Opponent	Score	Times		Total Pts	TDs	Rush TDs	Pass TDs	FGs Made	FGA	Downs	Failed to score inside RZ				Game
			In RZ	Scored								Int	Fumb	Half		
8/31/12	SAN JOSE STATE	W	20-17	2	2	10	1	1	0	1	1	0	0	0	0	0
9/8/12	DUKE	W	50-13	4	3	13	1	1	0	2	2	1	0	0	0	0
9/15/12	USC	W	21-14	3	2	14	2	2	0	0	0	1	0	0	0	0
9/27/12	at Washington	L	13-17	1	1	3	0	0	0	1	1	0	0	0	0	0
10/6/12	ARIZONA	W	54-48	9	8	48	6	3	3	2	2	0	1	0	0	0
10/13/12	at Notre Dame	L	13-20	4	3	13	1	0	1	2	2	1	0	0	0	0
10/20/12	at California	W	21-3	2	1	3	0	0	0	1	1	0	1	0	0	0
10/27/12	WASHINGTON STATE	W	24-17	4	3	17	2	0	2	1	1	0	0	0	1	0
11/3/12	at Colorado	W	48-0	0	0	0	0	0	0	0	0	0	0	0	0	0
11/10/12	OREGON STATE	W	27-23	2	2	10	1	1	0	1	1	0	0	0	0	0
11/17/12	at Oregon	W	17-14	2	1	7	1	1	0	0	0	1	0	0	0	0
11/24/12	at UCLA	W	35-17	3	2	14	2	1	1	0	0	1	0	0	0	0
11/30/12	UCLA	W	27-24	3	3	17	2	2	0	1	1	0	0	0	0	0
1/1/13	vs. Wisconsin	W	20-14	3	2	14	2	1	1	0	0	1	0	0	0	0
<b>Totals</b>	<b>33 of 42 (78.6%)</b>			<b>42</b>	<b>33</b>	<b>183</b>	<b>21</b>	<b>13</b>	<b>8</b>	<b>12</b>	<b>12</b>	<b>6</b>	<b>2</b>	<b>0</b>	<b>1</b>	<b>0</b>

### Stanford Individual Game Highs

Rushes.....	33	..... Taylor at Oregon (11/17/12)
Yards Rushing.....	189	..... Taylor at California (10/20/12)
TD Rushes.....	3	..... Nunes vs Arizona (10/6/12)
Long Rush.....	59	..... Taylor vs USC (9/15/12)
Pass Attempts.....	37	..... Nunes at Washington (9/27/12)
Pass Completions.....	25	..... Hogan at Oregon (11/17/12)
Yards Passing.....	360	..... Nunes vs Arizona (10/6/12)
TD Passes.....	3	..... Nunes vs Duke (9/8/12) Hogan vs Oregon State (11/10/12)
Long Pass.....	70	..... Nunes vs Washington State (10/27/12)
Receptions.....	11	..... Ertz at Oregon (11/17/12)
Yards Receiving.....	141	..... Toilolo vs Arizona (10/6/12)
TD Receptions.....	1	..... multiple
Long Reception.....	70	..... Patterson vs Washington State (10/27/12)
Field Goals.....	3	..... Williamson vs Duke (9/8/12)
Long Field Goal.....	48	..... Williamson at Notre Dame (10/13/12)
Punts.....	9	..... Zychlinski at Washington (9/27/12)
Punting Avg.....	54.2	..... Zychlinski vs Arizona (10/6/12)
Long Punt.....	67	..... Zychlinski vs USC (9/15/12)
Punts Inside 20.....	5	..... Zychlinski at Oregon (11/17/12)
Long Punt Return.....	76	..... Terrell vs Duke (9/8/12)
Long Kickoff Return.....	64	..... Montgomery vs USC (9/15/12)
Tackles.....	11	..... Richards vs Arizona (10/6/12) Richards vs UCLA (11/30/12)
Sacks.....	2.0	..... multiple
Tackles For Loss.....	4.0	..... Amanam vs San Jose State (8/31/12)
Interceptions.....	2	..... Reynolds vs Duke (9/8/12)



Josh Nunes

### Opponent Individual Game Highs

Rushes.....	29	..... Carey vs Arizona (10/6/12)
Yards Rushing.....	194	..... Franklin vs UCLA (11/30/12)
TD Rushes.....	3	..... Carey vs Arizona (10/6/12)
Long Rush.....	77	..... Mariota at Oregon (11/17/12)
Pass Attempts.....	69	..... Scott vs Arizona (10/6/12)
Pass Completions.....	45	..... Scott vs Arizona (10/6/12)
Yards Passing.....	491	..... Scott vs Arizona (10/6/12)
TD Passes.....	3	..... Scott vs Arizona (10/6/12)
Long Pass.....	71	..... Hundley at UCLA (11/24/12)
Receptions.....	11	..... Scott vs Duke (9/8/12) Hill vs Arizona (10/6/12)
Yards Receiving.....	165	..... Hill vs Arizona (10/6/12)
TD Receptions.....	2	..... Hill vs Arizona (10/6/12)
Long Reception.....	71	..... Evans at UCLA (11/24/12)
Field Goals.....	3	..... Romaine vs Oregon State (11/10/12)
Long Field Goal.....	48	..... Fairbairn at UCLA (11/24/12)
Punts.....	9	..... Coons at Washington (9/27/12) O'Neill at Colorado (11/3/12)
Punting Avg.....	47.1	..... Monday vs Duke (9/8/12)
Long Punt.....	67	..... Kostol vs Oregon State (11/10/12)
Punts Inside 20.....	3	..... multiple
Long Punt Return.....	29	..... Allen at California (10/20/12)
Long Kickoff Return.....	40	..... Bigelow at California (10/20/12)
Tackles.....	20	..... Clay at Oregon (11/17/12)
Sacks.....	1.5	..... Barr vs UCLA (11/30/12)
Tackles For Loss.....	3.0	..... Bondurant vs Arizona (10/6/12)
Interceptions.....	1	..... multiple

### Stanford Team Game Highs

Rushes.....	49	..... at UCLA (11/24/12)
Yards Rushing.....	257	..... vs Arizona (10/6/12)
Yards Per Rush.....	6.0	..... vs Arizona (10/6/12)
TD Rushes.....	6	..... vs Arizona (10/6/12)
Pass Attempts.....	37	..... at Washington (9/27/12)
Pass Completions.....	25	..... at Colorado (11/3/12) at Oregon (11/17/12)
Yards Passing.....	360	..... vs Arizona (10/6/12)
Yards Per Pass.....	10.6	..... vs Arizona (10/6/12)
TD Passes.....	3	..... vs Duke (9/8/12) vs Oregon State (11/10/12)
Total Plays.....	82	..... at Oregon (11/17/12)
Total Offense.....	617	..... vs Arizona (10/6/12)
Yards Per Play.....	8.0	..... vs Arizona (10/6/12)
Points.....	54	..... vs Arizona (10/6/12)
Sacks.....	10	..... vs Washington State (10/27/12)
First Downs.....	27	..... vs Arizona (10/6/12)
Penalties.....	10	..... vs USC (9/15/12)
Penalty Yards.....	90	..... at California (10/20/12)
Turnovers.....	4	..... vs Oregon State (11/10/12)
Interceptions.....	3	..... vs Duke (9/8/12)
Punts.....	9	..... at Washington (9/27/12)
Punting Avg.....	54.2	..... vs Arizona (10/6/12)
Long Punt.....	67	..... vs USC (9/15/12)
Punts inside 20.....	5	..... at Oregon (11/17/12)
Long Punt Return.....	76	..... vs Duke (9/8/12)



Drew Terrell

### Opponent Team Game Highs

Rushes.....	45	..... vs Wisconsin (11/13)
Yards Rushing.....	284	..... vs UCLA (11/30/12)
Yards Per Rush.....	7.5	..... vs UCLA (11/30/12)
TD Rushes.....	3	..... vs Arizona (10/6/12) vs UCLA (11/30/12)
Pass attempts.....	69	..... vs Arizona (10/6/12)
Pass completions.....	45	..... vs Arizona (10/6/12)
Yards Passing.....	491	..... vs Arizona (10/6/12)
Yards Per Pass.....	7.1	..... vs Arizona (10/6/12)
TD Passes.....	3	..... vs Arizona (10/6/12)
Total Plays.....	103	..... vs Arizona (10/6/12)
Total Offense.....	617	..... vs Arizona (10/6/12)
Yards Per Play.....	6.6	..... vs UCLA (11/30/12)
Points.....	48	..... vs Arizona (10/6/12)
Sacks.....	3	..... vs UCLA (11/30/12)
First Downs.....	38	..... vs Arizona (10/6/12)
Penalties.....	12	..... at UCLA (11/24/12)
Penalty Yards.....	135	..... at UCLA (11/24/12)
Turnovers.....	4	..... vs Duke (9/8/12)
Interceptions.....	2	..... multiple
Punts.....	9	..... at Washington (9/27/12) at Colorado (11/3/12)
Punting Avg.....	47.1	..... vs Duke (9/8/12)
Long Punt.....	67	..... vs Oregon State (11/10/12)
Punts inside 20.....	3	..... multiple
Long Punt Return.....	29	..... at California (10/20/12)

## Stanford Scoring Drives

### vs. San Jose State

Qrt	Time	Play	Plays-Yards	TOP	Score
1st	8:28	Taylor - 1 yd run (Williamson PAT)	13-81	6:32	7-0
	4:23	Terrell - 11 yd pass from Nunes (Williamson PAT)	6-50	2:41	14-0
	0:00	Williamson - 46 yd field goal	8-40	1:23	17-3
4th	13:15	Williamson - 20 yd field goal	7-35	2:00	20-17

### vs. Duke

1st	13:53	Terrell - 76 yd punt return (Williamson PAT)	--	--	7-0
	8:52	Williamson - 35 yd field goal	7-55	3:05	10-0
	1:23	Williamson - 32 yd field goal	8-62	2:20	13-0
2nd	11:47	Taylor - 13 yd run (Williamson PAT)	7-56	3:03	20-0
	8:52	Williamson - 22 yd field goal	7-57	1:58	23-0
3rd	12:46	Terrell - 19 yd pass from Nunes (Williamson PAT)	4-43	2:11	30-3
	10:41	Toilolo - 3 yd pass from Nunes (Williamson PAT)	2-7	0:39	37-3
	4:15	Reynolds - 71 yd INT return (PAT blocked)	--	--	43-6
	14:18	Patterson - 27 yd pass from Nunes (Williamson PAT)	4-72	1:26	50-13

### vs. USC

1st	6:43	Taylor - 59 yd run (Williamson PAT)	6-82	2:49	7-7
3rd	0:10	Taylor - 23 yd pass from Nunes (Williamson PAT)	4-48	2:05	14-14
4th	10:20	Ertz - 37 yd pass from Nunes (Williamson PAT)	10-79	4:22	21-14

### at Washington

1st	9:12	Williamson - 31 yd field goal	9-49	3:26	3-0
2nd	1:10	Williamson - 28 yd field goal	10-72	3:27	6-3
3rd	2:51	Murphy - 40 yd INT return (Williamson PAT)	--	--	13-3

### vs. Arizona

1st	9:28	Ertz - 11 yd pass from Nunes (Williamson PAT)	11-65	5:32	7-0
2nd	2:48	Toilolo - 12 yd pass from Nunes (Williamson PAT)	8-75	3:32	14-10
3rd	10:51	Nunes - 2 yd run (Williamson PAT)	5-85	2:09	21-20
	2:28	Taylor - 6 yd run (Williamson PAT)	7-90	2:44	28-27
	0:28	Young - 55 yd run (Nunes pass failed)	2-70	0:36	34-33
4th	6:34	Nunes - 1 yd run (Williamson PAT)	9-60	2:32	41-48
	0:45	Nunes - 3 yd run (Williamson PAT)	14-79	4:58	48-48
OT	0:00	Taylor - 21 yd run	2-25	0:00	54-48

### at Notre Dame

2nd	6:06	Thomas - 0 yd fumble recovery (Williamson PAT)	--	--	7-3
	0:00	Williamson - 48 yd field goal	7-44	1:34	10-3
4th	6:12	Williamson - 27 yd field goal	16-65	8:03	13-10

### at California

1st	4:42	Taylor - 7 yd run (Williamson PAT)	6-34	2:25	7-0
2nd	12:12	Toilolo - 9 yd pass from Hogan (Williamson PAT)	3-75	1:35	14-3
	8:15	Ertz - 20 yd pass from Nunes (Williamson PAT)	1-20	0:05	21-3

### vs. Washington State

1st	8:23	Williamson - 42 yd field goal	8-33	3:11	3-0
2nd	7:26	Patterson - 70 yd pass from Nunes (Williamson PAT)	2-75	0:47	7-10
3rd	8:04	Hewitt - 1 yd run (Williamson PAT)	13-78	6:50	17-10
4th	10:43	Reynolds - 25 yd INT return (Williamson PAT)	--	--	24-10

### at Colorado

1st	8:18	Reynolds - 52 yd INT return (Williamson PAT)	--	--	7-0
2nd	14:30	Taylor - 26 yd run (Williamson PAT)	3-42	0:31	14-0
	8:26	Wright - 1 yd run (Williamson PAT)	8-70	4:08	21-0
	3:23	Ertz - 1 yd pass from Hogan (Williamson PAT)	10-65	4:06	28-0
	0:08	Taylor - 2 yd run (Williamson PAT)	9-58	2:03	35-0
3rd	10:28	Williamson - 31 yd field goal	8-49	4:27	38-0
	5:08	Toilolo - 19 yd pass from Hogan (Williamson PAT)	8-77	4:13	45-0
4th	9:52	Williamson - 35 yd field goal	4-4	1:44	48-0

### vs. Oregon State

1st	5:41	Taylor - 1 yd run (Williamson PAT)	13-93	6:40	7-0
	0:31	Hewitt - 12 yd pass from Hogan (Williamson PAT)	10-80	3:48	14-0
3rd	0:00	Taylor - 40 yd pass from Hogan (Williamson PAT)	8-74	3:23	21-23
4th	5:07	Ertz - 13 yd pass from Hogan (Hogan rush failed)	6-29	3:27	27-23

### at Oregon

2nd	12:39	Hogan - 1 yd run (Williamson PAT)	15-93	7:01	7-0
4th	1:35	Ertz - 10 yd pass from Hogan (Williamson PAT)	11-78	4:53	14-14
OT	0:00	Williamson - 37 yd field goal	4-5	0:00	17-14

### at UCLA

1st	10:21	Terrell - 11 yd pass from Hogan (Williamson PAT)	12-75	4:39	7-0
2nd	8:22	Wilkerson - 10 yd run (Williamson PAT)	10-88	4:32	14-7
	6:43	Taylor - 49 yd run (Williamson PAT)	2-56	0:40	21-7
3rd	7:41	Taylor - 1 yd run (Williamson PAT)	4-42	2:05	28-10
	7:28	Amanam - 11 yd fumble recovery (Williamson PAT)	--	--	35-10

### vs. UCLA (Pac-12 Championship)

1st	6:07	Hogan - 1 yd run (Williamson PAT)	11-69	5:21	7-7
2nd	12:57	Taylor - 1 yd run (Williamson PAT)	1-1	0:08	14-14
	0:00	Williamson - 37 yd field goal	10-63	1:31	17-14
4th	11:21	Terrell - 26 yd pass from Hogan (Williamson PAT)	10-63	4:37	24-24
	6:49	Williamson - 36 yd field goal	5-25	2:30	27-24
	7:28	Amanam - 11 yd fumble recovery (Williamson PAT)	--	--	35-10

### vs. Wisconsin (Rose Bowl)

1st	11:24	Young - 16 yd run (Williamson PAT)	7-80	3:36	7-0
	6:35	Taylor - 3 yd run (Williamson PAT)	5-39	2:24	14-0
2nd	6:19	Williamson - 47 yd field goal	7-47	2:42	17-7
4th	4:23	Williamson - 22 yd field goal	12-66	6:22	20-14

## Opponent Scoring Drives

### vs. San Jose State

2nd	10:23	Lopez - 38 yd field goal	8-41	3:46	14-3
3rd	11:08	Jurich - 3 yd run (Lopez PAT)	9-78	3:52	17-10
	2:17	Grigsby - 21 yd pass from Fales (Lopez PAT)	12-82	5:48	17-17

### vs. Duke

2nd	0:12	Martin - 29 yd field goal	8-39	1:03	23-3
3rd	7:20	Martin - 29 yd field goal	9-63	3:21	37-6
	0:53	Connette - 4 yd run (Martin PAT)	8-82	3:15	43-13

### vs. USC

1st	9:40	Redd - 1 yd run (Wood PAT)	4-50	1:06	0-7
2nd	11:19	Redd - 1 yd run (Wood PAT)	14-58	7:11	7-14

### at Washington

1st	2:18	Coons - 43 yd field goal	7-26	2:02	3-3
3rd	0:00	Sankey - 61 yd run (Coons PAT)	7-81	2:44	13-10
4th	4:53	Williams - 35 yd pass from Price (Coons PAT)	9-65	4:04	13-17

### vs. Arizona

2nd	12:06	Carey - 13 yd run (Bonano PAT)	12-81	2:54	7-7
	6:20	Bonano - 33 yd field goal	17-64	4:29	10-7



Trent Murphy

	0:15	Bonano - 33 yd field goal	13-60	2:33	13-14
3rd	13:06	Carey - 1 yd run (Bonano PAT)	7-75	1:54	20-14
	8:17	Hill - 12 yd pass from Scott (Bonano PAT)	9-75	2:34	27-21
	1:11	Hill - 17 yd pass from Scott (Scott pass failed)	5-75	1:17	33-28
4th	12:29	Carey - 8 yd run (Hill pass from Scott)	10-75	2:59	41-34
	9:13	Miller - 10 yd pass from Scott (Bonano PAT)	6-45	2:26	48-34

### at Notre Dame

1st	0:36	Brindza - 29 yd field goal	4-4	0:51	0-3
4th	14:15	Efert - 24 yd pass from Golson (Brindza PAT)	8-52	4:18	10-10
	0:20	Brindza - 22 yd field goal	12-79	5:52	13-13
OT	0:00	Jones - 7 yd pass from Rees (Brindza PAT)	4-25	0:00	13-20

### at California

2nd	13:47	D'Amato - 21 yd field goal	6-21	2:59	7-3
-----	-------	----------------------------	------	------	-----

### vs. Washington State

2nd	8:13	Williams - 3 yd pass from Tuel (Furney PAT)	11-88	5:28	7-3
	0:00	Furney - 24 yd field goal	10-57	1:56	10-10
4th	6:29	Williams - 10 yd pass from Tuel (Furney PAT)	12-75	4:14	17-24

### at Colorado

--	--	--	--	--	--
----	----	----	----	----	----

### vs. Oregon State

2nd	10:51	Ward - 7 yd run (Romaine PAT)	10-81	4:34	14-7
	2:21	Romaine - 19 yd field goal	14-79	6:30	14-10
3rd	10:17	Wheaton - 22 yd pass from Vaz (Romaine PAT)	10-75	4:43	14-17
	7:34	Romaine - 42 yd field goal	4-2	1:28	14-20
	3:30	Romaine - 44 yd field goal	5-22	1:46	14-23

### at Oregon

2nd	3:26	Lowe - 28 yd pass from Mariota (Maldonado PAT)	3-59	0:47	7-7
3rd	6:35	Thomas - 6 yd run (Maldonado, A. kick)	15-95	3:20	14-7

### at UCLA

1st	8:21	Fauria - 13 yd pass from Hundley (Fairbairn PAT)	6-87	1:57	7-7
2nd	1:37	Fairbairn - 48 yd field goal	4-(-8)	1:25	10-21
3rd	1:53	Franklin - 11 yd run (Fairbairn PAT)	5-65	1:52	17-35

### vs. UCLA (Pac-12 Championship)

1st	11:35	Franklin - 51 yd run (Fairbairn PAT)	8-85	3:25	7-0
	3:40	Hundley - 5 yd run (Fairbairn PAT)	7-75	2:18	14-7
3rd	8:20	Fairbairn - 31 yd field goal	9-47	4:41	17-17
	1:04	Franklin - 20 yd run (Fairbairn PAT)	12-80	4:30	24-17

### vs. Wisconsin (Rose Bowl)

2nd	9:05	Ball - 11 yd run (Russell PAT)	5-49	1:57	7-14
2nd	0:19	Fredrick - 4 yd pass from Phillips (Russell PAT)	10-85	2:04	14-17

## Stanford Among NCAA Team Leaders

Category	Team Rank	Actual	National Leader	Actual	Team Rank	Pac-12 Leader	Actual
Rushing Offense	48	174.29	Army	369.83	6	Oregon	315.23
Passing Offense	93	200.14	Marshall	365.08	10	Washington St.	330.42
Total Offense	84	374.43	Louisiana Tech	577.92	8	Oregon	537.38
Scoring Offense	70	27.86	Louisiana Tech	51.50	7	Oregon	49.54
Rushing Defense	5	97.00	Alabama	76.36	1	Stanford	97.00
Pass Efficiency Defense	25	114.59	Florida St.	95.43	4	Arizona St.	105.45
Total Defense	20	336.21	Alabama	250.00	1	Stanford	336.21
Scoring Defense	11	17.21	Alabama	10.93	1	Stanford	17.21
Net Punting	33	38.49	Louisiana Tech	43.51	6	Arizona St.	40.72
Punt Returns	21	11.96	Boston College	21.69	2	Oregon	13.50
Kickoff Returns	39	23.09	Kansas St.	29.24	3	Southern California	26.38
Turnover Margin	26	.64	Oregon	1.62	2	Oregon	1.62
Pass Defense	70	239.21	Florida St.	161.86	7	Arizona St.	167.92
Passing Efficiency	71	129.89	Alabama	174.32	7	Oregon	158.18
Sacks	1	4.07	Stanford	4.07	1	Stanford	4.07
Tackles For Loss	2	8.86	Arizona St.	9.00	2	Arizona St.	9.00
Sacks Allowed	34	1.43	North Texas	.50	3	Southern California	1.31

## Stanford Among NCAA Individual Leaders

Category	Player	Player Rank	Actual	National Leader	Actual	Player Rank	Pac-12 Leader	Actual
Rushing	Stepfan Taylor	20	109.29	Carey (Arizona)	148.38	5	Carey (Arizona)	148.38
Receptions Per Game	Zach Ertz	75	4.93	Shuler (Marshall)	9.17	10	Lee (Southern California)	9.08
Receiving Yards Per Game	Zach Ertz	87	64.14	Williams (Baylor)	140.92	10	Lee (Southern California)	132.38
Interceptions	Ed Reynolds	12	.43	Thomas (Fresno St.)	.62	2	Poyer (Oregon St.)	.58
Punting	Daniel Zychlinski	23	43.12	Allen (Louisiana Tech)	48.04	5	Hubner (Arizona St.)	47.13
Punt Returns	Drew Terrell	17	12.12	Thompson (Kansas St.)	19.75	2	Allen (California)	14.13
Field Goals	Jordan Williamson	48	1.21	Sharp (Oklahoma St.)	2.15	3	D'Amato (California)	1.33
Scoring	Jordan Williamson	90	6.86	Dixon (Louisiana Tech)	14.00	10	Carey (Arizona)	11.08
All-Purpose Runners	Stepfan Taylor	35	129.79	Andrews (Western Ky.)	243.15	7	Lee (Southern California)	206.38
Sacks	Trent Murphy	29	.71	Smith (Western Ky.)	1.25	6	Sutton (Arizona St.)	1.08
	Chase Thomas	T-71	.54	--	--	T-13	--	--
	Ben Gardner	T-71	.54	--	--	T-13	--	--
Tackles For Loss	Trent Murphy	T-23	1.29	Jones (Georgia)	2.04	7	Sutton (Arizona St.)	1.96
	Chase Thomas	T-64	1.04	--	--	T-11	--	--
	Ben Gardner	T-64	1.04	--	--	T-11	--	--
	Henry Anderson	98	.93	--	--	18	--	--

## 2012 Pac-12 Results

North	Conference		Overall		South	Conference		Overall	
	W-L	Pct.	W-L	Pct.		W-L	Pct.	W-L	Pct.
<b>Stanford</b>	<b>8-1</b>	<b>.889</b>	<b>12-2</b>	<b>.857</b>	UCLA	6-3	.667	9-5	.643
Oregon	8-1	.889	12-1	.923	Arizona State	5-4	.556	8-5	.615
Oregon State	6-3	.667	9-4	.692	USC	5-4	.556	7-6	.538
Washington	5-4	.556	7-5	.583	Arizona	4-5	.444	8-5	.615
California	2-7	.222	3-9	.250	Utah	3-6	.333	5-7	.417
Washington State	1-8	.111	3-9	.250	Colorado	1-8	.111	1-11	.083



## 2012 Stanford Accolades

**Chase Thomas • 5th • OLB**

SI.com All-America Honorable Mention (Dec. 11)  
Lott IMPACT Trophy finalist (Nov. 29)  
All-Pac-12 First Team (Nov. 26)  
SI.com 2012 Midseason All-America First Team (Oct. 27)  
Lott IMPACT Trophy Player of the Week (Oct. 23)  
Pac-12 Defensive Player of the Week (Oct. 22)  
Walter Camp Player of the Year Watch List  
Nagurski Award Watch List  
Lott IMPACT Trophy Watch List  
Bednarik Award Watch List  
Butkus Award Watch List  
Senior Bowl Watch List  
SI.com Preseason All-America First Team  
Phil Steele Preseason All-America Second Team



Chase Thomas




David Yankey



Stefan Taylor



Trent Murphy



Zach Ertz

**Zach Ertz • Sr. • TE**

AP All-America First Team (Dec. 11)  
SI.com All-America First Team (Dec. 11)  
Phil Steele All-America Second Team (Dec. 11)  
ESPN.com All-America (Dec. 8)  
Walter Camp Football Foundation All-America (Dec. 6)  
Sporting News All-America (Dec. 5)  
CBSSports.com All-America First Team (Dec. 3)  
AFCA All-America (Nov. 28)  
All-Pac-12 First Team (Nov. 26)  
Pac-12 Offensive Player of the Week (Nov. 19)  
Mackey Award finalist (Nov. 19)  
SI.com 2012 Midseason All-America First Team (Oct. 17)  
Mackey Award Midseason Watch List (Oct. 15)  
Mackey Tight End of the Week (Sept. 19)

**Stefan Taylor • Sr. • RB**

SI.com All-America Honorable Mention (Dec. 11)  
Phil Steele All-America Third Team (Dec. 11)  
CBSSports.com All-America Third Team (Dec. 3)  
All-Pac-12 Second Team (Nov. 26)  
Pac-12 Offensive Player of the Week (Nov. 26)  
Doak Walker Award semifinalist (Nov. 9)  
Maxwell Award Player of the Week (Sept. 18)  
Pac-12 Offensive Player of the Week (Sept. 17)  
Walter Camp National Offensive Player of the Week (Sept. 16)  
CBSSports.com Heisman Player of the Week (Sept. 17)  
Doak Walker Award Watch List  
Senior Bowl Watch List  
Phil Steele Preseason All-America Second Team

**Shayne Skov • Sr. • ILB**

Walter Camp Defensive Player of the Week (Nov. 18)  
Bednarik Award Watch List  
Butkus Award Watch List  
Nagurski Award Watch List  
Senior Bowl Watch List  
Phil Steel Preseason All-America First Team  
SI.com Preseason All-America Second Team

**Ben Gardner • Sr. • DE**

All-Pac-12 Second Team (Nov. 26)  
Pac-12 All-Academic Second Team (Nov. 20)  
Pac-12 Defensive Player of the Week (Sept. 17)  
Lombardi Award Watch List

**David Yankey • Jr. • OT/OG**

AP All-America Second Team (Dec. 11)  
Phil Steele All-America Second Team (Dec. 11)  
Sporting News All-America (Dec. 5)  
CBSSports.com All-America Second Team (Dec. 3)  
AFCA All-America (Nov. 28)  
All-Pac-12 First Team (Nov. 26)  
Outland Trophy Watch List

**Trent Murphy • Sr. • OLB**

AP All-America Third Team (Dec. 11)  
Phil Steele All-America Third Team (Dec. 11)  
SI.com All-America Honorable Mention (Dec. 11)  
CBSSports.com All-America Second Team (Dec. 3)  
All-Pac-12 First Team (Nov. 26)  
Butkus Award semifinalist (Oct. 22)  
Butkus Award Watch List

**Henry Anderson • Jr. • DE**

All-Pac-12 Second Team (Nov. 26)  
Pac-12 All-Academic First Team (Nov. 20)  
Capital One Academic All-District (Nov. 8)

**Jordan Richards • So. • SS**

Pac-12 All-Academic First Team (Nov. 20)  
SI.com Midseason All-America Second Team (Oct. 17)  
All-Pac-12 Honorable Mention (Nov. 26)

**Levine Toilolo • Sr. • TE**

Mackey Award Midseason Watch List (Oct. 15)  
Mackey Award Watch List

**Ed Reynolds • Jr. • FS**

AP All-America Third Team (Dec. 11)  
SI.com All-America Second Team (Dec. 11)  
Phil Steele All-America Third Team (Dec. 11)  
CBSSports.com All-America Third Team (Dec. 3)  
All-Pac-12 First Team (Nov. 26)

**Kevin Danser • Sr. • OG**

All-Pac-12 Second Team (Nov. 26)  
Pac-12 All-Academic Second Team (Nov. 20)

**Sam Schwartzstein • 5th • C**

All-Pac-12 Second Team (Nov. 26)  
Rimington Award Watch List

**Josh Nunes • Sr. • QB**

Pac-12 Offensive Player of the Week (Oct. 8)

**Daniel Zychlinski • 5th • P**

Pac-12 Special Teams Player of the Week (Nov. 19)

**Jordan Williamson • Jr. • K**

Groza Award Watch List

**Usua Amanam • Sr. • NB**

Rose Bowl Defensive MVP  
All-Pac-12 Honorable Mention (Nov. 26)

**Ronnie Harris • So. • NB**

Pac-12 All-Academic Second Team (Nov. 20)

**Ty Montgomery • So. • WR/KOR**

Hornung Award Watch List  
All-Pac-12 Honorable Mention (Nov. 26)

**Patrick Skov • So. • FB**

Pac-12 All-Academic First Team (Nov. 20)

**David Shaw**

Paul "Bear" Bryant Coach of the Year Award finalist (Dec. 18)  
Eddie Robinson Award finalist (Dec. 3)  
Pac-12 Coach of the Year (Nov. 26)  
Maxwell Football Club Coach of the Year semifinalist (Nov. 16)

**Derek Mason**

Broyles Award finalist (Nov. 26)  
Football Scoop Defensive Coordinator of the Year finalist (Nov. 20)

**Randy Hart**

Football Scoop Defensive Line Coach of the Year (Dec. 10)

**Mike Bloomgren**

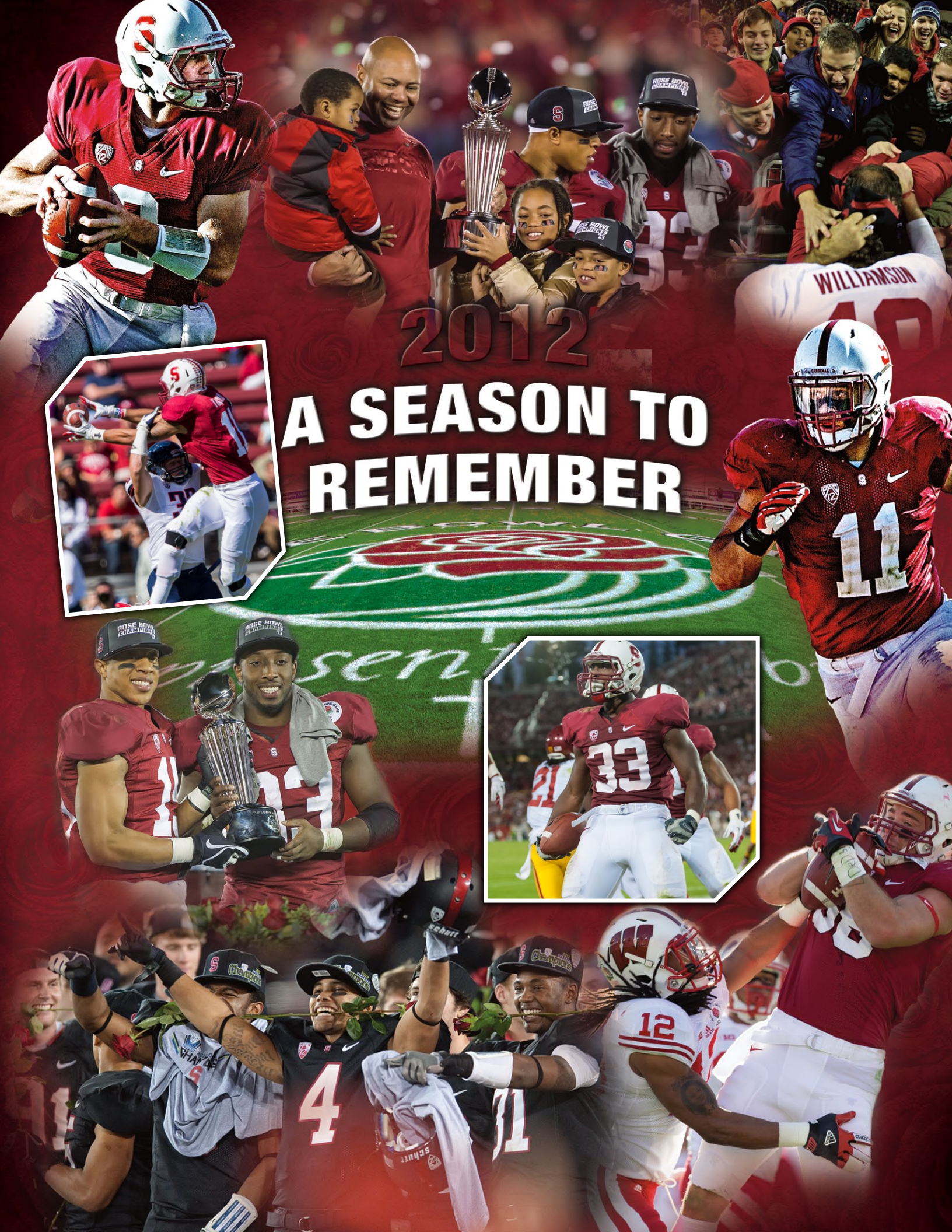
Football Scoop Offensive Line Coach of the Year finalist (Nov. 28)

**Matt Doyle**

Football Scoop Director of Football Operations of the Year (Dec. 12)

**Stanford**

Tostitos Fiesta Bowl National Team of the Week (Sept. 17)  
AFCA Academic Achievement Award (Nov. 26)



2012

A SEASON TO REMEMBER



WILLIAMSON

11

4

11

12

10



1

## #21/18 Stanford 20, San Jose State 17 August 31, 2012 • Stanford, Calif.

**STANFORD, Calif.** - Senior running back Stepfan Taylor rushed for 116 yards and the Stanford defense stepped up in the final quarter to help the heavily-favored Cardinal hold off upset-minded San Jose State 20-17 in the first Friday night home game at chilly Stanford Stadium.

Playing in front of an announced crowd of 40,577, Taylor eclipsed 100 yards for the 14th time in his career and scored on a 1-yard run in the first quarter.

Senior wide receiver Drew Terrell caught an 11-yard scoring pass from senior quarterback Josh Nunes late in the first quarter to give Stanford a 14-0 advantage. It was the first collegiate start for Nunes, who completed 16 of 26 passes for 125 yards and did not commit a turnover.

Junior kicker Jordan Williamson converted both of his field goal attempts, including a career-long 46-yarder as time expired in the second quarter to lift the Cardinal to a 17-3 lead. Ultimately, his 20-yarder with 13:15 remaining in the game provided the margin of victory.

San Jose State fought back to tie the game with two third-quarter touchdowns. The first came on a 3-yard run by quarterback Blake Jurich to cap a 78-yard drive, and the second on a 21-yard pass from quarterback David Fales to wide receiver Noel Grigsby to finish off an 82-yard march.

The Stanford defense, led by sophomore strong safety Jordan Richards, senior nickelback Usua Amanam, fifth-year senior outside linebacker Chase Thomas and junior free safety Ed Reynolds, blanked the Spartans in the fourth quarter, forcing two punts, a fourth-down stop and an interception. Richards collected a team-high seven tackles; Amanam contributed six tackles, including four for losses, and recovered a fumble; Thomas had five tackles, including two for losses; and Reynolds forced a fumble and preserved the win by intercepting Fales on fourth-and-10 from the San Jose State 30 with 1:10 left in the game.

Stanford outruled the Spartans 155-70, but struggled on third down, converting only two of 13 opportunities. However, the Cardinal did not turn the ball over and finished plus-2 in turnover ratio.

Of the 17 players who received their first playing time for Stanford, 10 were true freshmen. The Cardinal improved its record to 51-14-1 in the series and won for the ninth time in the last 10 meetings. Stanford improved to 24-3 in its last 27 home games.

Score by Quarters	1	2	3	4	Score
San Jose State (0-1)	0	3	14	0	17
Stanford (1-0)	14	3	0	3	20

## Scoring Summary

Qtr	Time	Team	Scoring Play	Plays-Yards	TOP	Score
1st	8:28	STAN	Taylor - 1 yd run (Williamson PAT)	13-81	6:32	SJSU 0-STAN 7
	4:23	STAN	Terrell - 11 yd pass from Nunes (Williamson PAT)	6-50	2:41	SJSU 0-STAN 14
2nd	10:23	SJSU	Lopez - 38 yd field goal	8-41	3:46	SJSU 3-STAN 14
	00:00	STAN	Williamson - 46 yd field goal	8-40	1:23	SJSU 3-STAN 17
3rd	11:08	SJSU	Jurich - 3 yd run (Lopez PAT)	9-78	3:52	SJSU 10-STAN 17
	2:17	SJSU	Grigsby - 21 yd pass from Fales (Lopez PAT)	12-82	5:48	SJSU 17-STAN 17
4th	13:15	STAN	Williamson - 20 yd field goal	7-35	2:00	SJSU 17-STAN 20

## Statistical Summary

	SJSU	STAN
FIRST DOWNS	15	18
RUSHES-YARDS (NET)	27-70	41-155
PASSING YDS (NET)	2178	125
Passes Att-Comp-Int	35-24-1	26-16-0
TOTAL OFFENSE PLAYS-YARDS	62-287	67-280
Fumble Returns-Yards	0-0	0-0
Punt Returns-Yards	0-0	3-34
Kickoff Returns-Yards	2-32	3-40
Interception Returns-Yards	0-0	1-23
Punts (Number-Avg)	6-43.5	6-40.5
Fumbles-Lost	2-1	2-0
Penalties-Yards	7-66	1-5
Possession Time	29:28	30:32
Third-Down Conversions	7 of 16	2 of 13
Fourth-Down Conversions	0 of 1	2 of 3
Red-Zone Scores-Chances	2-2	3-4
Sacks By: Number-Yards	1-4	3-17

## RUSHING

San Jose State-Jurich, Blake 6-32; Eskridge, De'Le 11-30; Jones, Chandler 1-20.  
Stanford-Taylor, Stepfan 26-116; Wilkerson, Anthony 6-24; Patterson, Ja.-Ra. 1-12.

## PASSING

San Jose State-Fales, David 24-35-1-216. Stanford-Nunes, Josh 16-26-0-125.

## RECEIVING

San Jose State-Grigsby, Noel 7-92; Carr, Jabari 6-33; Tuitupou, Peter 3-43.  
Stanford-Montgomery, Ty 5-49; Ertz, Zach 4-26; Terrell, Drew 3-33.

## INTERCEPTIONS

Stanford-Reynolds, Ed 1-23.

## FUMBLES

San Jose State-Eskridge, De'Le 1-1; Jurich, Blake 1-0.  
Stanford-Nunes, Josh 2-0.

## SACKS (UA-A)

San Jose State-Raciti, Travis 0-1; Ogburn, Jr., Da 0-1.  
Stanford-Amanam, Usua 2-0; Gardner, Ben 0-1; Thomas, Chase 0-1.

## TACKLES (UA-A)

San Jose State-Smith, Keith 6-7; Buhagiar, Vince 5-3; Maaava, Derek 5-3; Johnson, Travis 4-4.  
Stanford-Richards, Jordan 5-2; Amanam, Usua 4-2; Lyons, Wayne 5-0; Thomas, Chase 4-1.

## A Look Back at San Jose State

- Stanford started the season 1-0 and improved to 51-14-1 all-time against San Jose State.
- Stanford has played San Jose 66 times, more than any other nonconference opponent.
- Stanford extended its home winning streak to three games and improved its home record to 24-3 (.889) dating back to the final game of the 2007 season.
- Stanford moved to 32-8 (.800) since the start of the 2009 season.
- The Cardinal extended its unbeaten streak against San Jose to five games, with its last loss to the Spartans coming in 2006.
- Head Coach David Shaw's career record at Stanford improved to 12-2 (.857).
- Stanford improved its record in season openers against San Jose State to 20-1 (.952).
- Stanford held the opposition under 100 yards rushing for the fourth consecutive game.
- The Cardinal moved to 10-9 (.526) in its last 19 games decided by a touchdown or less.
- Stanford improved to 10-3 (.769) in its last 13 season openers and has won five straight season starters dating back to 2008.
- Game captains were senior RB Stepfan Taylor, fifth-year senior OLB Chase Thomas, fifth-year senior C Sam Schwartzstein and fifth-year senior OLB Alex Debnjak.
- Stanford put together a touchdown drive on its first possession by covering 81 yards on 13 plays, marking the second straight season the Cardinal opened with a scoring drive.
- Stepfan Taylor's first-quarter rushing touchdown marked the second straight season the Cardinal scored on its first drive of the year.
- True freshmen Alex Carter, Joshua Garnett, Zach Hoffpauir, Luke Kaumatule, Drew Madhu, Blake Martinez, Reed Miller, Kyle Murphy, Andrus Peat, Kodi Whitfield and redshirt freshmen Kevin Anderson, Ronnie Harris, Patrick Skov, Remound Wright and Kelsey Young made their Stanford debuts against the Spartans.
- Usua Amanam recorded a pair of sacks and notched a fumble recovery in the first start of his career, finishing with six tackles (four for loss).
- Ty Montgomery led Stanford with five receptions for 49 yards.
- Stanford bettered San Jose State in first downs (18-15) and rushing yards (155-70) but was outgained on the offensive end, (287-280).
- Josh Nunes in the first half completed 12 of 16 passes – including his first career touchdown – for 83 yards. The start was the first of Nunes' career and his first in-game action since the 2010 campaign.
- The Cardinal outgained the Spartans, 127-32, in the first quarter and 201-107 in the first half.
- Stanford rushed for 118 yards on 21 carries in the first half, averaging 5.6 yards per carry.
- Drew Terrell hauled in a pair of catches in the first half for 22 yards and a touchdown, the second receiving touchdown of his career.
- Stanford was penalized once in the first half, while the Spartans drew four flags.
- Stanford held the Spartans to 23 net rushing yards on nine carries in the first half, an average of 2.6 yards per carry.
- Stepfan Taylor recorded the 14th 100-yard rushing effort of his career, totaling 116 yards on 26 carries (4.5 yards per carry).
- Taylor passed Brad Muster for third all-time on Stanford's career rushing touchdown list with a 1-yard score in the first quarter, the 28th of his career. Taylor moved into a tie with Vincent White for fifth on Stanford's all-time touchdown list with 31 career touchdowns for the Cardinal.



# 2

## #25/21 Stanford 50, Duke 13

September 8, 2012 • Stanford, Calif.

**STANFORD, Calif.** - Black uniforms and helmets definitely agree with the Stanford football team. For the first time in school history, the 25th-ranked Cardinal wore them together against Duke and rolled to a 50-13 victory at Stanford Stadium before an announced crowd of 44,016. In 2010, Stanford donned the black uniforms in 68-24 win against Wake Forest. Last year, the Cardinal wore them in a 45-19 win against UCLA.

Led by quarterback Josh Nunes and a suffocating Stanford defense, the Cardinal improved to 2-0 for the third straight season. In only his second collegiate start, Nunes completed 16 of 30 passes for 275 yards and three touchdowns. The defense had little trouble with Duke's no-huddle offense, forcing seven consecutive punts to start the game. For the fifth game in a row, it held an opponent to less than 100 yards in net rushing, limiting Duke to 12.

After going three-and-out with the opening kickoff, Duke (1-1) punted to Cardinal wide receiver Drew Terrell, who returned it 76 yards for a touchdown. Stanford tacked on nine points on three field goals by kicker Jordan Williamson. The Cardinal increased its lead to 20-0 with 11:47 remaining in the second quarter on a 13-yard burst by running back Stepfan Taylor.

The Blue Devils finally crossed midfield with 5:50 remaining in the half when cornerback Ross Cockrell intercepted a Nunes pass at the Cardinal 38. But once again, the Stanford defense was stout. On fourth-and-two from the 14-yard-line, inside linebacker Shayne Skov, playing in his first game since suffering a season-ending knee injury last year in the third game against Arizona, deflected a pass by quarterback Sean Renfree to thwart the scoring threat.

The Blue Devils attempted an onside kick to start the third quarter, but the Cardinal recovered at the Duke 43. Nunes capped a quick scoring drive by finding Terrell in the back of the end zone for a 19-yard touchdown pass.

Cardinal free safety Ed Reynolds intercepted two passes and returned the first 71 yards for a touchdown.

Score by Quarters	1	2	3	4	Score
Duke (1-1)	0	3	10	0	13
Stanford (2-0)	13	10	20	7	50

### Scoring Summary

Qtr	Time	Team	Scoring Play	Plays-Yards	TOP	Score
1st	13:53	STAN	Terrell - 76 yd punt return (Williamson PAT)	0-0	0:00	DU 0-STAN 7
	8:52	STAN	Williamson - 35 yd field goal	7-55	3:05	DU 0-STAN 10
	1:23	STAN	Williamson - 32 yd field goal	8-62	2:20	DU 0-STAN 13
2nd	11:47	STAN	Taylor - 13 yd run (Williamson PAT)	7-56	3:03	DU 0-STAN 20
	8:52	STAN	Williamson - 22 yd field goal	7-57	1:58	DU 0-STAN 23
	0:12	DU	Martin - 29 yd field goal	8-39	1:03	DU 3-STAN 23
3rd	12:46	STAN	Terrell - 19 yd pass from Nunes (Williamson PAT)	4-43	2:11	DU 3-STAN 30
	10:41	STAN	Toilolo - 3 yd pass from Nunes (Williamson PAT)	2-7	0:39	DU 3-STAN 37
	7:20	DU	Martin - 29 yd field goal	9-63	3:21	DU 6-STAN 37
	4:15	STAN	Reynolds - 71 yd INT return (PAT blocked)	0-0	0:00	DU 6-STAN 43
	0:53	DU	Connette - 4 yd run (Martin PAT)	8-82	3:15	DU 13-STAN 43
4th	14:18	STAN	Patterson - 27 yd pass from Nunes (Williamson PAT)	4-72	1:26	DU 13-STAN 50

### Statistical Summary

	DUKE	STAN
FIRST DOWNS	18	18
RUSHES-YARDS (NET)	23-27	26-92
PASSING YDS (NET)	358	281
Passes Att-Comp-Int	63-42-3	33-18-1
TOTAL OFFENSE PLAYS-YARDS	86-385	59-373
Fumble Returns-Yards	0-0	0-0
Punt Returns-Yards	2-13	4-100
Kickoff Returns-Yards	7-120	3-73
Interception Returns-Yards	1-0	3-129
Punts (Number-Avg)	7-47.1	3-45.3
Fumbles-Lost	1-1	0-0
Penalties-Yards	4-41	5-32
Possession Time	33:15	26:45
Third-Down Conversions	5 of 20	5 of 12
Fourth-Down Conversions	1 of 3	0 of 0
Red-Zone Scores-Chances	3-4	6-6
Sacks By: Number-Yards	1-9	2-17

### RUSHING

Duke-Duncan, J 2-9; Connette, B 3-9; Thompson, J 4-7; Boone, A 4-7; Sneed, J 4-5; Powell, S 2-2.  
Stanford-Taylor, Stepfan 14-69; Young, Kelsey 1-11; Wilkerson, Anthony 1-8; Seale, Ricky 2-8.

### PASSING

Duke-Renfree, S 28-40-2-200; Boone, A 13-21-1-147; Connette, B 1-2-0-11.  
Stanford-Nunes, Josh 16-30-1-275; Nottingham, Brent 2-3-0-6.

### RECEIVING

Duke-Scott, D 11-83; Crowder, J 10-112; Vernon, C 6-49; Blakeney, I 3-45; Gattis, C 3-20; Reeves, D 2-15.  
Stanford-Toilolo, Levine 3-59; Terrell, Drew 3-39; Taylor, Stepfan 3-26; Ertz, Zach 2-49; Montgomery, Ty 2-38.

### INTERCEPTIONS

Duke-Cockrell, R 1-0. Stanford-Reynolds, Ed 2-121; Richards, Jordan 1-8.

### FUMBLES

Duke-Boone, A 1-1.

### SACKS (UA-A)


Duke-Canty, W 0-1; Anunike, K 0-1.  
Stanford-Murphy, Trent 1-0; Gardner, Ben 0-1; Debniak, Alex 0-1."

### TACKLES (UA-A)

Duke-Canty, W 7-4; Brown, Ky 4-2; Cockrell, R 4-2; Burton, T 3-0; Gamble, A 2-1.  
Stanford-Lancaster, Jarek 7-3; Brown, Terrence 5-3; Amanam, Usua 4-3; Thomas, Chase 3-4; Browning, Barry 5-1.

## A Look Back at Duke

- The Cardinal defense locked down Duke early, forcing punts on the Blue Devils' first seven possessions. Six of the game's first seven Duke drives ended three-and-out.
- After the first three-and-out that opened the game, Duke punted to senior Drew Terrell, who took his return 76 yards the other way for a touchdown and a 7-0 Stanford lead before the offense ever took the field.
- The punt return touchdown was the first of Terrell's career and the first for a Stanford player since Richard Sherman against San Jose State on Sept. 19, 2009. The 76-yard punt return for Terrell was Stanford's longest since Luke Powell's 90-yard return against UCLA on Nov. 1, 2003.
- Terrell also scored on a 19-yard touchdown in the third quarter, his second receiving score in as many games in 2012. Terrell became the first Stanford player to score on offense and special teams in the same game since Chris Owusu against San Jose State on Sept. 19, 2009.
- Senior quarterback Josh Nunes threw for career-highs of 16 completions, 275 passing yards and three touchdowns, along with his first career interception.
- Nunes completed five passes of more than 25 yards after a long completion of 14 yards in the season opener against San Jose State. A 43-yard connection with senior tight end Zach Ertz is Nunes' career high.
- With the win, Stanford had scored 50 or more points eight times in the past four seasons and pushed across 40 or more points 18 times since 2009.
- The Stanford defense held Duke to 27 net yards rushing, the fifth straight game the Cardinal had allowed less than 100 yards rushing.
- Junior free safety Ed Reynolds scored on a 71-yard highlight interception return, to go along with another 50-yard INT return against Duke. Reynolds is tied for the NCAA lead with three interceptions this year, and his 144 total return yards are more than 63 percent ahead of the next best player.
- The win marked Stanford's 10th consecutive non-conference victory in the regular season, dating back to 2009 (San Jose State).



3

#21/16 Stanford 21, #2/3 USC 14

September 15, 2012 • Stanford, Calif.

**STANFORD, Calif.** - Josh Nunes threw a go-ahead 37-yard touchdown to Zach Ertz, Stepfan Taylor ran for 153 yards and scored two touchdowns and No. 21 Stanford upset second-ranked USC 21-14 for its fourth straight win in this series.

Heisman Trophy candidate Matt Barkley threw for 254 yards and two interceptions while completing only 20 of 41 passes. He was sacked twice on the final drive for the Trojans and threw out of bounds on a final, desperate heave on fourth-and-39 from USC's 25-yard line.

Coming out of a two-year bowl ban, USC had national title hopes in 2012.

A sold-out crowd at Stanford Stadium rushed the field, tossing streamers and jumping in a wild celebration at midfield with Cardinal coach David Shaw and players caught in the middle of the mess. With the win, Stanford improved to 3-0 for the first time since 1970-72 and had its longest winning streak ever against USC in a rivalry that dates back to 1905.

Taylor took a short screen pass and scurried 23 yards for a tying touchdown late in the third quarter. Nunes scampered 12 yards on a third-and-10 from midfield in the fourth and then delivered the strike to Ertz, who juked a defender and dove into the end zone to give Stanford a 21-14 lead and send the home fans into a flurry.

The last chance for USC never amounted to much.

Marqise Lee caught an 18-yard pass on fourth-and-4 on the sideline that was originally ruled out of bounds. After a video replay, officials ruled Lee's left foot landed in bounds and he controlled the ball.

Mistakes finally doomed the Trojans.

Nunes threw for 215 yards, two touchdowns and two interceptions on 15-for-32 passing in the redshirt junior's biggest game yet.

Stanford sacked Barkley four times and had him constantly losing his poise in the pocket. The Cardinal outgained the Trojans 417 to 280 total yards and held USC to only 26 yards rushing.

Score by Quarters	1	2	3	4	Score
USC (2-1, 0-1)	7	7	0	0	14
Stanford (3-0, 1-0)	7	0	7	7	21

#### Scoring Summary

Qtr	Time	Team	Scoring Play	Plays-Yards	TOP	Score
1st	9:40	USC	Redd - 1 yd run (Wood PAT)	4-50	1:06	USC 7-STAN 0
	6:43	STAN	Taylor - 59 yd run (Williamson PAT)	6-82	2:49	USC 7-STAN 7
2nd	11:19	USC	Redd - 1 yd run (Wood PAT)	14-58	7:11	USC 14-STAN 7
3rd	00:10	STAN	Taylor - 23 yd pass from Nunes (Williamson PAT)	4-48	2:05	USC 14-STAN 14
4th	10:20	STAN	Ertz - 37 yd pass from Nunes (Williamson PAT)	10-79	4:22	USC 14-STAN 21

#### Statistical Summary

	USC	STAN
FIRST DOWNS	16	22
RUSHES-YARDS (NET)	27-26	37-202
PASSING YDS (NET)	254	215
Passes Att-Comp-Int	41-20-2	32-15-2
TOTAL OFFENSE PLAYS-YARDS	68-280	69-417
Fumble Returns-Yards	0-0	1-0
Punt Returns-Yards	0-0	0-0
Kickoff Returns-Yards	3-59	3-87
Interception Returns-Yards	2-34	2-4
Punts (Number-Avg)	6-42.5	5-42.4
Fumbles-Lost	2-1	0-0
Penalties-Yards	8-79	10-83
Possession Time	28:05	31:55
Third-Down Conversions	0 of 12	5 of 14
Fourth-Down Conversions	3 of 5	0 of 0
Red-Zone Scores-Chances	2-3	0-1
Sacks By: Number-Yards	0-0	4-21

#### RUSHING

USC-McNeal, Curtis 7-37; Redd, Silas 13-17; Vainuku, Soma 2-6; Barkley, Matt 5-minus 34.  
Stanford-Taylor, Stepfan 27-153; Nunes, Josh 3-33; Young, Kelsey 1-11; Wilkerson, Anthony 2-9.

#### PASSING

USC-Barkley, Matt 20-41-2-254.  
Stanford-Nunes, Josh 15-32-2-215.

#### RECEIVING

USC-Lee, Marqise 8-100; Woods, Robert 4-38; Telfer, Randall 4-20; Agholor, Nelson 3-77.  
Stanford-Taylor, Stepfan 5-60; Ertz, Zach 3-71; Toilolo, Levine 3-47; Montgomery, Ty 2-13; Terrell, Drew 1-13.

#### INTERCEPTIONS

USC-Starling, Jawan 1-34; Bailey, Dion 1-0.  
Stanford-Richards, Jordan 1-4; Brown, Terrence 1-0.

#### FUMBLES

USC-Barkley, Matt 1-0; Redd, Silas 1-1.  
Stanford-None.

#### SACKS (UA-A)

USC-None.  
Stanford-Murphy, Trent 1-0; Gardner, Ben 1-0; Thomas, Chase 1-0; Mauro, Josh 1-0.

#### TACKLES (UA-A)

USC-Dawson, Lamar 5-5; Bailey, Dion 6-3; McDonald, T.J. 4-5; Pullard, Hayes 3-4; Robey, Nickell 3-2.  
Stanford-Brown, Terrence 5-2; Thomas, Chase 4-3; Murphy, Trent 4-2; Gardner, Ben 3-3; Reynolds, Ed 3-3.

## A Look Back at USC

- No. 2 USC was the highest ranked opponent Stanford had faced - and defeated - since the 2007 edition of the Trojan squad (also ranked No. 2 in the AP poll) fell in Los Angeles to the Cardinal, 24-23.
- The Cardinal defense held USC scoreless for the final 41 minutes of the game. USC's second-half offensive possessions resulted in four punts and two turnovers on downs (four of those six possessions were three-and-out series).
- Stanford's defense held USC to 26 net yards rushing on 28 carries, marking the sixth straight game the Cardinal has allowed fewer than 100 yards rushing. Stanford's defense was limiting opponents to 41.3 yards rushing per game and 1.6 yards per carry, both of which ranked first nationally.
- Stanford's last home win against an opponent ranked second in the AP poll was Oct. 30, 1982, when the Cardinal defeated No. 2 Washington, 43-31.
- Stanford held USC to 91 yards of total offense and five first downs in the second half.
- Stanford's defense was the first to hold USC QB Matt Barkley without a touchdown pass since a Nov. 20, 2010, matchup against Oregon State.
- Stanford recorded four quarterback sacks and 12 tackles for loss. USC gave up eight sacks total in 2011.
- Stanford continued its streaks of five consecutive home wins, four consecutive wins over USC (2009-12), three consecutive wins over USC in Pac-12 home openers (2004, 2010 and 2012), five consecutive Pac-12 openers (2008-12), five consecutive Pac-12 home openers (2008-12) and 11 straight wins in the month of September (2008-12).
- Stanford earned a 3-0 record to start the season for the third straight year. The last time the program registered a trio of consecutive 3-0 starts was 1970-72.
- Bradford M. Freeman Director of Football David Shaw joined Chuck Taylor (1951-52) as the only head coach in Stanford history to start his first two seasons 3-0.
- Seven Stanford head coaches have now defeated USC in back-to-back seasons. Along with Shaw, two other head coaches downed USC in their first two seasons on The Farm, as Clark Shaughnessy strung together back-to-back wins in 1940-41 and Claude "Tiny" Thornhill beat USC three times from 1933-35.
- The win marked the first time Stanford defeated USC in four consecutive games.
- Stanford is 10-33-2 at home against the Trojans and has won three of seven matchups at Stanford Stadium since 2000 (five of 14 home contests against USC since 1990).
- Stepfan Taylor broke loose for a 59-yard touchdown run, his 33rd career touchdown which tied him for fourth place on Stanford's all-time list. Taylor surpassed 3,000 career rushing yards on his 59-yard touchdown run. Of Taylor's 27 carries against USC, not one yielded negative yardage.
- The 153-yard output by Taylor matched his second-highest career total set in 2011 at Arizona (Sept. 17). Taylor rushed for a career-high 177 yards during the 2012 Fiesta Bowl.
- The Cardinal denied all three of USC's third-down conversion attempts in the first quarter. Stanford held USC to just 9 rushing yards in the first half, an average of 0.6 per carry.
- The teams combined for four interceptions over a period of nine plays at the end of the half.
- Stanford moved to 6-1 at home against ranked opponents (2-1 vs. top 10) since 2009, including wins over No. 2 USC (2012), No. 7 Oregon (2009), No. 13 Arizona (2010), No. 22 Washington (2011), No. 22 Notre Dame (2011) and No. 24 Washington (2009). The only home loss to a ranked opponent since 2009 came at the hands of No. 6 Oregon (2011).
- Josh Nunes was steady in his third career start by completing 15 of 32 passes for 215 yards. Nunes is 3-0 as a starter with 615 passing yards and six touchdowns against three interceptions. By comparison, Andrew Luck began his Stanford career with a 2-1 record through three games, 639 yards, four touchdowns and two interceptions.



# 4

## Washington 17, #8/9 Stanford 13

September 27, 2012 • Seattle, Wash.

**SEATTLE** - Kasen Williams took a quick screen pass from Keith Price, broke a tackle at the line of scrimmage and raced 35 yards for the go-ahead score with 4:53 left, as Washington rallied from 10 points down to stun No. 8 Stanford, 17-13.

Trailing 13-3 late in the third quarter, the Huskies got a 61-yard touchdown sprint from running back Bishop Sankey, their first offensive touchdown against an FBS opponent since the first quarter of the opener against San Diego State.

Then Washington put together a nine-play drive that included another fourth-down conversion and was capped by Williams' catch-and-run that gave the Huskies their first lead.

Stanford was held without an offensive touchdown for the first time since a 23-6 loss at Oregon State on Oct. 27, 2007 - a span of 59 games. It also snapped a streak of 11 straight wins in the month of September.

Josh Nunes completed just 18 of 37 passes for 170 yards with an interception.

Stepfan Taylor ran for 138 yards against Washington in 2011 and had 153 yards rushing in the upset of then-No. 2 USC on Sept. 15. He finished with 75 yards on 21 carries, none of them longer than 7 yards.

Stanford's only touchdown came on Trent Murphy's athletic 40-yard interception return for a touchdown in the third quarter that gave the Cardinal a 13-3 lead. Then came Washington's scoring blitz, with Sankey slipping free on the final play of the third quarter for the longest run of his career. After Stanford went three-and-out for the seventh time in the game, the Huskies went on a 65-yard drive to take the lead.

Score by Quarters	1	2	3	4	Score
Stanford (3-1, 1-1)	3	3	7	0	13
Washington (3-1, 1-0)	3	0	7	7	17

### Scoring Summary

Qtr	Time	Team	Scoring Play	Plays-Yards	TOP	Score
1st	9:12	STAN	Williamson - 31 yd field goal	9-49	3:26	STAN 3-WASH 0
	2:18	WASH	Coons - 43 yd field goal	7-26	2:02	STAN 3-WASH 3
2nd	1:10	STAN	Williamson - 28 yd field goal	10-72	3:27	STAN 6-WASH 3
3rd	2:51	STAN	Murphy - 40 yd INT return (Williamson PAT)	--	--	STAN 13-WASH 3
	00:00	WASH	Sankey - 61 yd run (Coons PAT)	7-81	2:44	STAN 13-WASH 10
4th	4:53	WASH	Williams - 35 yd pass from Price (Coons PAT)	9-65	4:04	STAN 13-WASH 17

### Statistical Summary

	STAN	WASH
FIRST DOWNS	10	13
RUSHES-YARDS (NET)	28-68	34-136
PASSING YDS (NET)	170	177
Passes Att-Comp-Int	37-18-1	37-19-1
TOTAL OFFENSE PLAYS-YARDS	65-240	71-313
Fumble Returns-Yards	0-0	0-0
Punt Returns-Yards	0-0	3-27
Kickoff Returns-Yards	3-96	4-76
Interception Returns-Yards	1-40	1-0
Punts (Number-Avg)	9-38.9	9-38.9
Fumbles-Lost	2-1	0-0
Penalties-Yards	5-30	4-25
Possession Time	30:20	29:40
Third-Down Conversions	5 of 18	4 of 17
Fourth-Down Conversions	0 of 1	2 of 3
Red-Zone Scores-Chances	2-2	1-1
Sacks By: Number-Yards	3-24	2-13

### RUSHING

Stanford-Taylor, Stepfan 21-75; Hogan, Kevin 1-5; Hewitt, Ryan 2-2.  
Washington-Sankey, Bishop 20-144; Taylor, Kendyl 4-9; Petty, Dezden 1-2.

### PASSING

Stanford-Nunes, Josh 18-37-1-170.  
Washington-Price, Keith 19-37-1-177.

### RECEIVING

Stanford-Ertz, Zach 6-106; Montgomery, Ty 6-39; Taylor, Stepfan 4-0; Toilolo, Levine 1-18; Hewitt, Ryan 1-7.  
Washington-Williams, Kasen 10-129; Seferian-Jenkins 2-10; Campbell, D. 2-10; Sankey, Bishop 2-9.

### INTERCEPTIONS

Stanford-Murphy, Trent 1-40.  
Washington-Trufant, D. 1-0.

### FUMBLES

Stanford-Toilolo, Levine 1-0; Nunes, Josh 1-1.  
Washington-None.

### SACKS (UA-A)

Stanford-Thomas, Chase 1-0; Anderson, Henry 1-0; Vaughters, James 1-0.  
Washington-Tutogi, Thomas 1-0; Timu, John 1-0.

### TACKLES (UA-A)

Stanford-Murphy, Trent 4-3; Anderson, Henry 3-4; Skov, Shayne 3-4; Brown, Terrence 3-4.  
Washington-Tutogi, Thomas 6-4; Thompson, Shaq 5-2; Feeney, Travis 4-2; Timu, John 2-4.

## A Look Back at Washington

- Stanford suffered its first defeat of 2012 and its first regular-season loss to a team other than Oregon since Nov. 21, 2009.

- Stanford was denied a 4-0 record for the third straight season, a feat last accomplished on The Farm from 1950-52.

- Stanford saw its streak of 11 straight wins in the month of September, dating back to the 2008 campaign, snapped.

- Stanford led throughout until giving up a 35-yard touchdown reception by Kasen Williams with 4:53 remaining in the game. It was the first fourth-quarter score allowed by Stanford in 2012 and the first passing touchdown allowed since the season-opener against San Jose State.

- The defeat snapped strings of four straight wins over Washington, three straight road wins at Washington, four straight road opener wins and four straight Pac-12 road opener wins.

- Washington running back Bishop Sankey became the first 100-yard rusher against Stanford in 2012 when he broke a 61-yard touchdown run on the final play of the third quarter. The last rusher to break the century mark against the Cardinal defense was Oregon's LaMichael James (Nov. 12, 2011).

- Stanford's offense failed to score a touchdown for the first time since a 23-6 loss to Oregon State on Oct. 27, 2007.

- Kicker Jordan Williamson put Stanford's first two scores on the board with a pair of field goals (31, 28). Williamson finished the game two-for-two on field goals, reversing a streak of four straight field goal misses.

- The Cardinal's lone touchdown at Washington was a 40-yard interception return by senior outside linebacker Trent Murphy, who reached his long 6-foot-6 frame to tip Keith Price's pass before collecting the ball and out-running all Huskies to the end zone. It was the first career interception and first career touchdown for Murphy, who also recorded a tackle for loss and matched a team-high with seven total tackles.

- Seven Stanford defenders recorded tackles for loss in the game against Washington. Senior nose tackle Terrence Stephens and sophomore inside linebacker James Vaughters each recorded his first TFL on the season.

- The Cardinal defense was quick to get off the field on most drives of the evening, holding Washington to six three-and-out possessions, one four-and-out turnover on downs and one interception on the first play of a drive. Stanford forced Washington to punt on seven of its first eight possessions.

- Washington punted nine times, not one of which was returned.

- Senior quarterback Josh Nunes completed 18 of 37 passes for 170 yards and an interception in his first loss as Stanford's starting quarterback.

- Senior tight end Zach Ertz was Nunes' favorite target, recording the Cardinal's longest reception of the game (35 yards) and leading Stanford with 106 receiving yards on six receptions - both career highs.

- Senior running back Stepfan Taylor was held to 75 net yards rushing on 21 carries and his first game without a rushing touchdown since a visit to Notre Dame on Nov. 26, 2011. Taylor's 20th carry of the night resulted in a loss of 4 yards, the first negative rushing play for Taylor in his last 59 carries.

- Stanford finished the game five-of-18 on third down conversions. Washington finished four-for-17 on its third downs.

- Stanford rushed for 446 yards against Washington in 2011 to set a school single-game record and averaged 10.1 yards on each of its 44 carries. In 2012, the Cardinal rushed for 65 yards on 28 attempts.



5

## #18/18 Stanford 54, Arizona 48 (OT) October 6, 2012 • Stanford, Calif.

**STANFORD, Calif.** - Josh Nunes threw for a career-high 360 yards and two touchdowns and ran for three more scores, rallying No. 18 Stanford from a two-touchdown deficit to stun Arizona 54-48 in overtime. Chase Thomas intercepted a tipped pass by Matt Scott in the extra period and Stepfan Taylor ran for a 21-yard touchdown two plays later.

Nunes completed 21 of 34 passes, scrambled for first downs and -- most importantly -- offset Scott's record-setting performance.

Scott completed 45 of 69 passes -- both school records -- for 491 yards and three touchdowns until Henry Anderson tipped his final pass in overtime that Thomas intercepted. Arizona amassed 617 total yards -- the same as Stanford -- but lost for the third straight game and is still winless in conference play.

Nunes ran for his second short touchdown to trim Arizona's lead to 48-41 with 6:34 remaining. The Cardinal then held the Wildcats three-and-out on the next possession and Nunes led the game-tying drive that helped ease concerns about Luck's successor.

The redshirt junior ran for 16 yards on third-and-7 from midfield, threw 17 yards to tight end Zach Ertz on fourth-and-9 from Arizona's 20 and ran for the tying touchdown with 45 seconds left in regulation.

Taylor, who finished with 142 yards rushing and two touchdowns, ran for 35 yards on seven carries before Nunes lofted an 11-yard touchdown pass to Ertz in the corner of the end zone to give the Cardinal a 7-0 lead on the game's first possession.

With the victory, Stanford had won after its last seven losses. The last time the Cardinal dropped consecutive games came in 2009, when it lost to Oregon State on Oct. 10 and Arizona on Oct. 17.

Score by Quarters	1	2	3	4	OT	Score
Arizona (3-3, 0-3)	0	13	20	15	0	48
Stanford (4-1, 2-1)	7	7	20	14	6	54

## Scoring Summary

Qtr	Time	Team	Scoring Play	Plays-Yards	TOP	Score
1st	9:28	STAN	Ertz - 11 yd pass from Nunes (Williamson PAT)	11-65	5:32	ARIZ 0-STAN 7
2nd	12:06	ARIZ	Carey - 13 yd run (Bonano PAT)	12-81	2:54	ARIZ 7-STAN 7
	6:20	ARIZ	Bonano - 33 yd field goal	17-64	4:29	ARIZ 10-STAN 7
	2:48	STAN	Toilolo - 12 yd pass from Nunes (Williamson PAT)	8-75	3:32	ARIZ 10-STAN 14
3rd	0:15	ARIZ	Bonano - 33 yd field goal	13-60	2:33	ARIZ 13-STAN 14
	13:06	ARIZ	Carey - 1 yd run (Bonano PAT)	7-75	1:54	ARIZ 20-STAN 14
	10:51	STAN	Nunes - 2 yd run (Williamson PAT)	5-85	2:09	ARIZ 20-STAN 21
	8:17	ARIZ	Hill - 12 yd pass from Scott (Bonano PAT)	9-75	2:34	ARIZ 27-STAN 21
	2:28	STAN	Taylor - 6 yd run (Williamson PAT)	7-90	2:44	ARIZ 27-STAN 28
	1:11	ARIZ	Hill - 17 yd pass from Scott (Scott pass failed)	5-75	1:17	ARIZ 33-STAN 28
4th	0:28	STAN	Young - 55 yd run (Nunes pass failed)	2-70	0:36	ARIZ 33-STAN 34
	12:29	ARIZ	Carey - 8 yd run (Hill pass from Scott)	10-75	2:59	ARIZ 41-STAN 34
	9:13	ARIZ	Miller - 10 yd pass from Scott (Bonano PAT)	6-45	2:26	ARIZ 48-STAN 34
	6:34	STAN	Nunes - 1 yd run (Williamson PAT)	9-60	2:32	ARIZ 48-STAN 41
	0:45	STAN	Nunes - 3 yd run (Williamson PAT)	14-79	4:58	ARIZ 48-STAN 48
OT	00:00	STAN	Taylor - 21 yd run	2-25	0:00	ARIZ 48-STAN 54

## Statistical Summary

	ARIZ	STAN
FIRST DOWNS	38	27
RUSHES-YARDS (NET)	34-126	43-257
PASSING YDS (NET)	491	360
Passes Att-Comp-Int	69-45-1	34-21-0
TOTAL OFFENSE PLAYS-YARDS	103-617	77-617
Fumble Returns-Yards	0-0	0-0
Punt Returns-Yards	1-6	1-6
Kickoff Returns-Yards	1-13	6-140
Interception Returns-Yards	0-0	1-0
Punts (Number-Avg)	4-42.0	4-54.2
Fumbles-Lost	0-0	2-1
Penalties-Yards	8-52	7-50
Possession Time	43:24	46:39
Third-Down Conversions	10 of 19	7 of 14
Fourth-Down Conversions	2 of 2	2 of 2
Red-Zone Scores-Chances	8-9	6-6
Sacks By: Number-Yards	1-3	3-17

## RUSHING

Arizona-Carey, K. 29-132; Scott, M. 5-minus 6.  
Stanford-Taylor, Stepfan 31-142; Young, Kelsey 1-55; Nunes, Josh 7-33; Wright, Remound 1-15.

## PASSING

Arizona-Scott, M. 45-69-1-491  
Stanford-Nunes, Josh 21-34-0-360.

## RECEIVING

Arizona-Hill, A. 11-165; Jackson, J. 10-75; Buckner, D. 8-91; Carey, K. 7-68; Miller, T. 3-37.  
Stanford-Ertz, Zach 6-64; Toilolo, Levine 5-141; Terrell, Drew 3-58; Montgomery, Ty 3-29.

## INTERCEPTIONS

Stanford-Thomas, Chase 1-0.

## FUMBLES

Stanford-Terrell, Drew 1-0; Montgomery, Ty 1-1.

## SACKS (UA-A)

Arizona-Zink, S. 0-1; Hobson, H. 0-1.  
Stanford-Parry, David 1-0; Gardner, Ben 1-0; Lancaster, Jarek 1-0.

## TACKLES (UA-A)

Arizona-Grandon, J. 9-3; Fischer, J. 6-3; Bondurant, T. 4-4; Onwuasor, P. 4-4.  
Stanford-Richards, Jordan 9-2; Thomas, Chase 5-3; Skov, Shayne 4-4; Browning, Barry 6-0.

## A Look Back at Arizona

- Stanford recorded its fourth win at Stanford Stadium in as many games in 2012 with a 54-48 overtime win over Arizona. The Cardinal improved to 4-3 all-time in overtime games, which began in college football in 1996. The extra-time victory was the first at Stanford Stadium since Oct. 12, 1996 (a 27-24 win over Oregon).
- Stanford evened the all-time series record with Arizona, 14-14.
- With the 54-48 victory, Stanford earned its first overtime win since a 56-48 (30T) thriller at USC in 2011.
- The victory was the fifth straight win for Stanford in its Reunion Homecoming games at Stanford Stadium, dating back to a 24-23 win in 2008 (also against Arizona and also coming back from a fourth-quarter deficit). RB Toby Gerhart carried in a 1-yard rushing touchdown with 25 seconds remaining in that game.
- Stanford trailed by 14 points in the fourth quarter, 48-34, before scoring two touchdowns in the final seven minutes of regulation (6:34, 0:45) to knot the game at 48-48. Both scoring drives were led by senior QB Josh Nunes and finished with his rushing touchdowns.
- Stanford won the overtime coin toss and elected to possess the ball second. The Stanford defense turned the ball over with an interception by fifth-year senior OLB Chase Thomas, coming off a high-floating deflection by junior DE Henry Anderson. The Cardinal then obtained possession and handed the ball off twice to senior RB Stepfan Taylor, who ran 4 yards and then 21 yards into the end zone to claim the victory.
- Stanford rebounded with the win over Arizona after dropping a 17-13 decision the previous week at Washington. The Cardinal improved to 7-0 in the games following each of its last seven defeats dating back to 2009. The last time Stanford lost back-to-back games came in 2009 (Oct. 10 vs. Oregon State; Oct. 17 vs. Arizona).
- Stanford extended its home winning streak to six games and won for the 17th time in its last 18 contests at Stanford Stadium.
- Five different Stanford players scored at least one touchdown in the victory over the Wildcats. Sophomore WR/RB Kelsey Young recorded his first career score on a 55-yard run, while Nunes scored his first, second and third career rushing touchdowns.
- Nunes accounted for a career-high five touchdowns (two passing, three rushing) and threw for a career-high 360 yards with no interceptions. Nunes completed three passes in the game for more than 40 yards, including a career-high 54-yard completion to senior WR Jamal-Rashad Patterson.
- Taylor ran for two touchdowns and 142 yards, tied for the fourth-highest single-game output in his Stanford career. Taylor's longest run of the day (21 yards) came on the game's final play for the winning score in overtime.
- The 142-yard output marked Taylor's 16th career 100-yard rushing game, tying him for second with Darrin Nelson on the program's all-time list.
- Stanford ran for a season-high 257 yards against Arizona, averaging 6.0 yards per carry.
- In all, Stanford gained 617 yards of total offense, the most since racking up 672 against San Jose State in 1999.
- Senior TE Levine Toilolo led Stanford in receiving with 141 yards on five catches, outpacing his previous career high of 102 yards set in 2011 (also against Arizona). Toilolo caught a 12-yard touchdown in the second quarter, along with big-play receptions for 42 and 46 yards.
- After yielding 17 or fewer points in each previous game in 2012, Stanford was hit by Arizona's spread-option offense for 48 points. The Wildcats amassed 617 yards of offense, the most allowed by a Cardinal defense since 626 yards at Oregon on Oct. 2, 2010. Arizona ran 103 plays on offense.
- Nine Stanford defenders recorded tackles for loss in the game against Arizona. Senior ILB Jarek Lancaster and junior NT David Parry both recorded their first sacks of 2012.
- The Cardinal defense employed for the first time in 2012 a wholesale rotation, whereby all 11 players of the second-team defense took the field to start three different possessions in the game. The first such wave came in the game's second defensive possessions, a three-and-out.
- Stanford fifth-year senior P Daniel Zychlinski punted four times (54.2 average) against Arizona, all four of which spanned more than 50 yards.



# 6

## #7/7 Notre Dame 20, #17/17 Stanford 13 (OT) October 13, 2012 • Notre Dame, Ind.

**NOTRE DAME, Ind.** - A wall of Notre Dame defenders stopped Stepfan Taylor inches from the end zone on fourth down in overtime and the seventh-ranked Irish remained unbeaten with a 20-13 victory against No. 17 Stanford on a soggy Saturday in South Bend.

Taylor went up the middle and was knocked back, but kept reaching and turning with bodies underneath him. His knee never did hit the ground before reaching the ball across the goal line, but the officials ruled it was too late. The whistle had blown, and that meant the play was stopped. The celebration had to wait for a replay review.

TJ Jones made a reaching 7-yard touchdown catch from Tommy Rees on the first overtime possession to give the Fighting Irish a lead. Stanford responded by driving to a first-and-goal at the 4.

Taylor ran for 1 on first, 2 on second and about a foot on third down. That left one play from inside the 1 and the Notre Dame defense, led by Carlo Calabrese, held up Taylor and moved him backward.

Rees relieved Everett Golson late in the fourth quarter and led the Irish to a game-tying field goal. Golson took a helmet to the head during Notre Dame's game-tying field goal drive late in the fourth.

In the overtime, Rees floated a 16-yard pass to Theo Riddick to convert a third-and-8 to the 7. On the next play, he threw behind Jones on a slant and the receiver reached back for a sliding two-handed catch and a 20-13 lead.

Jordan Williamson's 27-yard field goal with 6:12 put the Cardinal up 13-10, and the Fighting Irish drove into Cardinal territory when Golson absorbed the helmet hit from Usua Amanam that was flagged for 15 yards.

The Irish settled for Kyle Brindza's 22-yard field goal with 20 seconds left to tie it at 13-13.

Golson alternated between scary and spectacular, completing 12 of 24 passes for 141 yards and a touchdown. He also lost two key fumbles -- one that Stanford's Chase Thomas recovered in the end zone in the second quarter for a touchdown and the other in the third that gave the Cardinal the ball back after Golson had made a long run deep into Stanford territory.

Thomas' touchdown put Stanford up 7-3, marking the first time all season Notre Dame had trailed.

Score by Quarters	1	2	3	4	OT	Score
Stanford (4-2)	0	10	0	3	0	13
Notre Dame (6-0)	3	0	0	10	7	20

### Scoring Summary

Qtr	Time	Team	Scoring Play	Plays-Yards	TOP	Score
1st	0:36	ND	Brindza - 29 yd field goal	4-4	0:51	STAN 0-ND 3
2nd	6:06	STAN	Thomas - 0 yd fumble recovery (Williamson PAT)	0-0	0:00	STAN 7-ND 3
	00:00	STAN	Williamson - 48 yd field goal	7-44	1:34	STAN 10-ND 3
4th	14:15	ND	Eifert - 24 yd pass from Golson (Brindza PAT)	8-52	4:18	STAN 10-ND 10
	6:12	STAN	Williamson - 27 yd field goal	16-65	8:03	STAN 13-ND 10
	0:20	ND	Brindza - 22 yd field goal	12-79	5:52	STAN 13-ND 13
OT	00:00	ND	Jones - 7 yd pass from Rees (Brindza PAT)	4-25	0:00	STAN 13-ND 20

### Statistical Summary

	STAN	ND
FIRST DOWNS	13	19
RUSHES-YARDS (NET)	40-147	44-150
PASSING YDS (NET)	125	184
Passes Att-Comp-Int	25-12-2	28-16-0
TOTAL OFFENSE PLAYS-YARDS	65-272	72-334
Fumble Returns-Yards	0-0	0-0
Punt Returns-Yards	3-24	2-9
Kickoff Returns-Yards	0-0	2-36
Interception Returns-Yards	0-0	2-49
Punts (Number-Avg)	6-45.7	5-41.2
Fumbles-Lost	0-0	5-3
Penalties-Yards	6-65	9-70
Possession Time	28:34	31:26
Third-Down Conversions	6 of 16	7 of 16
Fourth-Down Conversions	0 of 1	0 of 1
Red-Zone Scores-Chances	1-4	3-4
Sacks By: Number-Yards	4-24	1-3

### RUSHING

Stanford-Taylor,S 28-102; Wilkerson,A 3-12; Young,K 2-11; Nunes,J 2-10; Wright,R 2-7; Hewitt,R 1-5.  
Notre Dame-Wood 12-66; Riddick 12-45; Golson 15-41; Atkinson, G. 3-21; Rees 1-minus 7; Turk 1-minus 16.

### PASSING

Stanford-Nunes,J 12-25-2-125.  
Notre Dame-Golson 12-24-0-141; Rees 4-4-0-43.

### RECEIVING

Stanford-Ertz,Z 4-55; Taylor,S 4-22; Terrell,D 3-37; Young,K 1-11.  
Notre Dame-Eifert 4-57; Jones 4-52; Riddick 3-38; Daniels 2-24; Smith 1-8; Toma 1-5; Atkinson, G. 1-0.

### INTERCEPTIONS

Stanford-None.  
Notre Dame-Farley 1-49; Jackson 1-0.

### FUMBLES

Stanford-None.  
Notre Dame-Golson 4-3; Turk 1-0.

### SACKS (UA-A)

Stanford-Murphy,T 1-1; Tarpley,AJ 1-0; Skov,S 0-1; Gardner,B 1-0.  
Notre Dame-Lewis-Moore 0-1; Tuitt 0-1.

### TACKLES (UA-A)

Stanford-Murphy,T 5-5; Tarpley,AJ 5-2; Skov,S 1-4; Carter,A 4-0; Brown,T 4-0.  
Notre Dame-Te'o 3-8; Motta 1-8; Farley 2-6; Russell 4-3; Tuitt 1-6.

## A Look Back at Notre Dame

- No. 17 Stanford suffered its second defeat of the season during a non-conference matchup at Notre Dame. The Cardinal lost in overtime, 20-13.

- For the second time in as many weeks, the outcome of Stanford's contest was determined in overtime. The Cardinal won the overtime coin toss, electing to possess the ball second (as it also did one week prior in a home overtime win against Arizona). Stanford's defense recorded a 7-yard sack by senior OLB Trent Murphy on the first play of overtime but yielded a third-down conversion two plays later. On the next play, Notre Dame threw a 7-yard touchdown pass to take a 20-13 lead.



- Senior RB Stepfan Taylor carried the ball the final five plays of overtime, including third-down and fourth-down rushes inside the 1-yard line. The game's final play saw Taylor ruled down short of the goal line, and subsequent review by replay officials did not overturn what was widely regarded as the controversial call.

- Stanford leaned heavily on Taylor down the stretch, with either a rush or a reception on 11 of Stanford's last 12 (and 13 of its last 15) offensive plays, spanning the final fourth-quarter offensive series and overtime. Taylor carried 28 times for 102 yards, his 17th career 100-yard rushing game and fourth of the season. With the loss, Stanford dropped to 14-3 all time when Taylor rushed for 100 or more yards in a game.

- Stanford scored its lone touchdown on a fumble recovery by fifth-year senior OLB Chase Thomas in the end zone, following a sack and forced fumble by senior DE Ben Gardner. It was the first career touchdown for Thomas and Stanford's third defensive touchdown in 2012.

- Junior K Jordan Williamson added a pair of field goals, including a career-long 48-yarder on the final play of the first half. His previous career best was a 46-yard field goal - also kicked on the final play of the first half - in the season opener against San Jose State. Williamson had one field goal blocked by Notre Dame from 25 yards in the second quarter.

- Stanford led the game with scores of 7-3, 10-3 and 13-10. Notre Dame previously had not trailed in 2012 and was the only team remaining in college football to not have trail during a game.

- The game was punctuated by defense and turnovers. The first offensive touchdown came in the fourth quarter, while the two teams combined for 10 three-and-outs. Stanford senior QB Josh Nunes was intercepted two times by Notre Dame, while the Cardinal turned the ball over from the Fighting Irish three times on fumbles.

- The Cardinal defense recorded six tackles for loss and four sacks, led by senior OLB Trent Murphy (2.5 TFL, 1.5 sacks). Freshman CB Alex Carter notched his first career TFL in the first quarter, becoming the 17th Cardinal defender to record a TFL in 2012. Carter also forced a fumble in the third quarter, a career first.

- Stanford reached its offensive nadir during the third quarter, totaling 19 total yards and no first downs.

- Stanford was held without an offensive touchdown for the second time in 2012 (Sept. 27 at Washington). Both games were road losses.

- The defeat dropped Stanford to 9-18 all-time in the Notre Dame series and snapped a three-game winning streak against the Fighting Irish. The Cardinal played at a top-10 Notre Dame team for the seventh time (2-5).

- Stanford saw its 10-game regular-season winning streak against nonconference opponents come to an end. The Cardinal also ended its nine-game winning streak in October games, dating back to Oct. 9, 2010.

7

## #22/23 Stanford 21, California 3

October 20, 2012 • Berkeley, Calif.

**BERKELEY, Calif.** - Stepfan Taylor ran for a career-high 189 yards and a touchdown, and Stanford overwhelmed California 21-3 for a third straight victory against its rival.

Taylor (3,616) passed 2009 Heisman Trophy runner-up Toby Gerhart (3,522) for second on Stanford's career rushing list. After passing Gerhart, Taylor trailed only Darrin Nelson (4,033).

The Cardinal outgained the Bears 475-217 yards, outrushed them 252-3 yards and never lost its grip on the coveted Stanford Axe.

Josh Nunes completed 16 of 31 passes for 214 yards and a touchdown for Stanford.

Cal had not scored so few points in the Big Game since losing 10-3 in 1998. Zach Maynard was sacked four times, the Bears fumbled three times - losing two of them - and had another interception of Nunes wiped out by a penalty.

Taylor shook two defenders at the line of scrimmage, cut outside and sliced back up the middle for a 7-yard touchdown run to give Stanford a 7-0 lead late in the first quarter. Taylor's touchdown marked the Cardinal offense's first on the road in 2012 after losses at Notre Dame and Washington.

Maynard completed 19 of 31 passes for 214 yards -- most with the game already decided. Keenan Allen, one of the nation's best receivers, was held to four catches for 43 yards.

Score by Quarters	1	2	3	4	Score
Stanford (5-2, 3-1)	7	14	0	0	21
California (3-5, 2-3)	0	3	0	0	3

## Scoring Summary

Qtr	Time	Team	Scoring Play	Plays-Yards	TOP	Score
1st	4:42	STAN	Taylor - 7 yd run (Williamson PAT)	6-34	2:25	STAN 7-CAL 0
2nd	13:47	CAL	D'Amato - 21 yd field goal	6-21	2:59	STAN 7-CAL 3
	12:12	STAN	Toilolo - 9 yd pass from Hogan (Williamson PAT)	3-75	1:35	STAN 14-CAL 3
	8:15	STAN	Ertz - 20 yd pass from Nunes (Williamson PAT)	1-20	0:05	STAN 21-CAL 3

## Statistical Summary

	STAN	CAL
RUSHES-YARDS (NET)	46-252	28-3
PASSING YDS (NET)	223	214
Passes Att-Comp-Int	32-17-1	31-19-1
TOTAL OFFENSE PLAYS-YARDS	78-475	59-217
Fumble Returns-Yards	1-7	0-0
Punt Returns-Yards	3-53	1-29
Kickoff Returns-Yards	0-0	4-96
Interception Returns-Yards	1-2	1-3
Punts (Number-Avg)	5-33.8	8-40.0
Fumbles-Lost	2-1	3-2
Penalties-Yards	9-90	5-63
Possession Time	36:58	23:02
Third-Down Conversions	4 of 14	1 of 14
Fourth-Down Conversions	1 of 2	2 of 4
Red-Zone Scores-Chances	3-5	1-2
Sacks By: Number-Yards	4-24	1-1

## RUSHING

Stanford-Taylor, Stepfan 28-189; Wilkerson, Anthony 6-22; Wright, Remound 5-15.  
California-Sofele, Isi 10-13; Anderson, C.J. 7-5; Bigelow, Brenda 2-0; Treggs, Bryce 1-minus 5.

## PASSING

Stanford-Nunes, Josh 16-31-1-214; Hogan, Kevin 1-1-0-9.  
California-Maynard, Zach 19-31-1-214.

## RECEIVING

Stanford-Ertz, Zach 6-134; Patterson, Ja.-Ra. 3-19; Terrell, Drew 2-45; Taylor, Stepfan 2-11.  
California-Harper, Chris 4-82; Allen, Keenan 4-43; Treggs, Bryce 4-16; Anderson, C.J. 3-24.

## INTERCEPTIONS

Stanford-Lyons, Wayne 1-2.  
California-Anthony, Marc 1-3.

## FUMBLES

Stanford-Patterson, Ja.-Ra. 1-0; Nunes, Josh 1-1.  
California-Maynard, Zach 1-0; Allen, Keenan 1-1; Bigelow, Brenda 1-1.

## SACKS (UA-A)

Stanford-Murphy, Trent 1-0; Skov, Shayne 1-0; Thomas, Chase 1-0; Debnick, Alex 1-0.  
California-Payne, Kendrick 0-1; Coleman, Deandr 0-1.

## TACKLES (UA-A)

Stanford-Thomas, Chase 5-2; Tarpley, A.J. 3-3; Skov, Shayne 4-1; Gardner, Ben 3-2; Carter, Alex 4-0.  
California-Forbes, Nick 6-7; Hill, Josh 6-5; McCain, Chris 5-2; Mullins, Robert 4-3; Lowe, Michael 1-6.

## A Look Back at the 115th Big Game

- No. 22/23 Stanford bounced back from an emotional loss at Notre Dame with a resounding 21-3 victory in the school's oldest rivalry, Big Game against Cal. The Cardinal won its third straight and fourth in the last six editions of Big Game to improve to 58-46-11 all-time in the series.
- The three points allowed by Stanford's defense was the lowest since the Sept. 3, 2011, season opener versus San Jose State (57-3) and the lowest in a Big Game since 1998 (10-3).
- Stanford avoided losing consecutive games for the first time since Oct. 10-17, 2009. The Cardinal improved to 8-0 in the games following each of its last eight defeats dating back to 2009.
- The Cardinal scored its first offensive touchdown on the road in 2012 with a 7-yard run by senior RB Stepfan Taylor in the first quarter. That snapped a span a road drought of 136:25 dating back to Tyler Gaffney's rushing touchdown at Oregon State (Nov. 5, 2011).
- Taylor went on to rush for a career-high 189 yards on 28 carries, surpassing his previous mark of 177 in the 2012 Fiesta Bowl against Oklahoma State. The senior running back moved past Toby Gerhart as Stanford's second all-time career rusher (3,616) on a 16-yard carry in the third quarter. Taylor increased his season average to 120.9 yards/game and had five regular season games remaining with only 417 yards separating him from first-place Darrin Nelson.
- Stronger as the game grew longer, Taylor carried the ball on 10 of Stanford's final 18 plays to close out the game and amassed 67 yards rushing in the fourth quarter.
- Senior TE Zach Ertz caught six passes for a career-high 134 yards, including a 20-yard touchdown in the second quarter. Ertz also in the second quarter hauled in a career-long 68-yard reception on a play without any Stanford wide receivers. The 6-foot-6 Ertz motioned from the fullback position before running free on a corner route. Ertz was not caught until rumbling 68 yards downfield to the Cal 7-yard line.
- Sophomore QB Kevin Hogan saw his most extensive action of the season, including his first career pass attempt which connected for a 9-yard touchdown to senior TE Levine Toilolo in the second quarter.
- The game pitted the Pac-12's second-ranked rushing defense in Stanford (89.5 yards/game) against the league's third-best rushing offense in Cal (195.0 yards/game). The Cardinal ruled the day by allowing 3 total rushing yards on 28 carries by Cal. The Bears' longest carry by a running back was 4 yards.
- The Cardinal defense recorded 11 tackles for loss and four sacks, led by fifth-year senior OLB Chase Thomas, who was named Pac-12 Defensive Player of the Week. Thomas led Stanford with seven tackles, including three for loss and one 7-yard sack. Thomas forced a fumble and scooped another fumble recovery.
- Freshman CB Alex Carter made his first career start while sophomore CB Wayne Lyons snared his first career interception.



# 8

## #19/19 Stanford 24, Washington State 17 October 27, 2012 • Stanford, Calif.

**STANFORD, Calif.** - Ed Reynolds returned an interception for a touchdown and No. 19 Stanford sacked Jeff Tuel a school-record 10 times in a 24-17 victory over Washington State.

Reynolds stepped in front of Tuel's pass for the safety's fourth interception - and second returned for a score - of 2012 early in the fourth quarter to bail out the Cardinal offense again. He ran 25 yards untouched into the end zone to give Stanford a two-touchdown lead, highlighting another swarming defensive effort that held the Cougars to minus-16 yards rushing and forced new coach Mike Leach's aerial offense to throw 60 times.

Josh Nunes completed seven of 15 passes for 136 yards and a touchdown and Ryan Hewitt ran for a short score. A week after running for a career-high 189 yards against rival California, Stepfan Taylor was held to 58 yards on 21 carries.

Washington State had 25 first downs to only 12 for Stanford, which converted five of 12 third downs and only put together one complete drive all game.

Tuel, who completed 43 of 60 passes for 401 yards, led a 12-play, 75-yard drive capped by a 10-yard touchdown pass to Kristoff Williams with 6:29 to play to bring Washington State within a touchdown.

Stanford managed two first downs before punting the ball back and giving the Cougars another chance.

Marquess Wilson made a leaping 42-yard catch to put Washington State at the Stanford 23. On fourth-and-21, Bobby Ratliff caught a 25-yard pass from Tuel at the 9.

Usua Amanam pressured Tuel into a 15-yard intentional grounding penalty and an automatic 10-second runoff. With Washington State looking for one final heave to the end zone, Henry Anderson planted Tuel into the ground as time expired.

Score by Quarters	1	2	3	4	Score
Washington State (2-6, 0-5)	0	10	0	7	17
Stanford (6-2, 4-1)	3	7	7	7	24

### Scoring Summary

Qtr	Time	Team	Scoring Play	Plays-Yards	TOP	Score
1st	8:23	STAN	Williamson - 42 yd field goal	8-33	3:11	WSU 0-STAN 3
2nd	8:13	WSU	Williams - 3 yd pass from Tuel (Furney PAT)	11-88	5:28	WSU 7-STAN 3
	7:26	STAN	Patterson - 70 yd pass from Nunes (Williamson PAT)	2-75	0:47	WSU 7-STAN 10
	00:00	WSU	Furney - 24 yd field goal	10-57	1:56	WSU 10-STAN 10
3rd	8:04	STAN	Hewitt - 1 yd run (Williamson PAT)	13-78	6:50	WSU 10-STAN 17
4th	10:43	STAN	Reynolds - 25 yd INT return (Williamson PAT)	--	--	WSU 10-STAN 24
	6:29	WSU	Williams - 10 yd pass from Tuel (Furney PAT)	12-75	4:14	WSU 17-STAN 24

### Statistical Summary

	WSU	STAN
FIRST DOWNS	25	13
RUSHES-YARDS (NET)	23(-16)	37-120
PASSING YDS (NET)	401	136
PASSES Att-Comp-Int	61-43-1	15-7-0
TOTAL OFFENSE PLAYS-YARDS	84-385	52-256
Fumble Returns-Yards	0-0	0-0
Punt Returns-Yards	1-5	0-0
Kickoff Returns-Yards	2-44	1-22
Interception Returns-Yards	0-0	1-25
Punts (Number-Avg)	5-34.2	6-42.8
Fumbles-Lost	1-0	1-0
Penalties-Yards	5-40	4-28
Possession Time	33:36	26:24
Third-Down Conversions	8 of 18	5 of 12
Fourth-Down Conversions	3 of 4	0 of 0
Red-Zone Scores-Chances	3-4	1-1
Sacks By: Number-Yards	2-11	10-64

### RUSHING

Washington State-Mason, Marcus 4-minus 1; Winston, Carl 2-minus 3; Tuel, Jeff 17-minus 12.  
Stanford-Taylor, Stepfan 21-58; Wilkerson, Anthony 1-17; Young, Kelsey 3-13; Patterson, Ja.-Ra. 1-12.

### PASSING

Washington State-Tuel, Jeff 43-60-1-401; TEAM 0-1-0-0.  
Stanford-Nunes, Josh 7-15-0-136; Hogan, Kevin 0-0-0-0.

### RECEIVING

Washington State-Wilson, Marq. 9-100; Marks, Gabe 7-52; Williams, Dom. 6-79; Williams, K. 6-58.  
Stanford-Terrell, Drew 2-35; Whitfield, Kodi 2-13; Patterson, Ja.-Ra. 1-70; Ertz, Zach 1-20.

### INTERCEPTIONS

Washington State-None.  
Stanford-Reynolds, Ed 1-25.

### FUMBLES

Washington State-Marks, Gabe 1-0.  
Stanford-Nunes, Josh 1-0.

### SACKS (UA-A)

Washington State-Coen, Cyrus 0-1; Bock, Matthew 0-1; Pole, Kalaf. 0-1; Sagote, Justin 0-1.  
Stanford-Gardner, Ben 1-1; Debnik, Alex 1-1; Anderson, Henry 1-1; Mauro, Josh 1-1.

### TACKLES (UA-A)

Washington State-Bucannon, Deone 6-4; Monroe, Darryl 3-5; Sagote, Justin 4-3.  
Stanford-Brown, Terrence 7-2; Amanam, Usua 6-1; Skov, Shayne 4-3; Thomas, Chase 3-3.

## A Look Back at Washington State

- No. 19 Stanford remained unbeaten (5-0) at Stanford Stadium in 2012 after defeating Washington State, 24-17. The win was the fifth straight for the Cardinal over the Cougars.
- Stanford recorded a school-record 10 sacks, led by senior NB Usua Amanam (2.0) and senior OLB Trent Murphy (2.0). The Cardinal had 15 total tackles for loss from nine defenders.
- In the final minute of the game, Washington State stood first-and-goal at the Stanford 9-yard line threatening to tie the game. Amanam answered with a 10-yard sack, followed on the game's final play by an 8-yard sack (and the school record-breaker) by junior DE Henry Anderson.
- The Cardinal defense held Washington State to minus-18 yards rushing, third-best all-time in Stanford history. The rushing tally at the end of the first quarter stood at minus-36 yards.
- Washington State threw the ball with more success, totaling 403 yards on 43-of-61 passing and two touchdowns. It was the third time in 2012 where an opponent passed at least 60 times for 350-plus yards, and Stanford was 3-0 in those games.
- For the fourth time in 2012, Stanford scored on defense. Junior FS Ed Reynolds picked off Washington State QB Jeff Tuel in the fourth quarter and ran it back 25 yards for what would ultimately prove the winning score. It was Reynolds' fourth interception of the season and second pick-six.
- The Cardinal's talented tight end tandem of seniors Zach Ertz and Levine Toilolo were held to a combined season-low one reception. It was the first game since the season opener against San Jose State that a tight end did not lead Stanford in receiving.
- Senior QB Josh Nunes and senior WR Jamal-Rashad Patterson connected in the second quarter on a 70-yard touchdown reception - a career-long for both.
- Senior FB Ryan Hewitt dove from 1 yard out for a score in the third quarter, the first rushing touchdown of his career and sixth overall touchdown as a Cardinal.
- Freshman WR Kodi Whitfield made his first two career receptions, one on the second offensive play of the first quarter and one for a critical first down in the last offensive series of the fourth quarter.
- Freshman OG Joshua Garnett made his first career start and became the first Stanford true freshman offensive lineman to start since Kirk Chambers in 2000.
- Junior K Jordan Williamson hit a 42-yard field goal in the first quarter, his first made field goal since the Notre Dame game. Williamson also excelled on kickoffs with three touchbacks.





9

## #15/15 Stanford 48, Colorado 0

November 3, 2012 • Boulder, Colo.

**BOULDER, Colo.** - Kevin Hogan replaced quarterback Josh Nunes and ignited the 15th-ranked Cardinal to a 48-0 rout of Colorado, the Buffaloes' first shutout at home in 26 years. Hogan picked apart the Buffaloes, throwing for 184 yards and running for 48 more in just two quarters of work.

The Buffaloes were powerless to respond, gaining 76 yards of offense behind a trio of overwhelmed quarterbacks who led an offense that managed just two snaps on Stanford's side of the field - and was promptly pushed right back with a 24-yard sack. The Cardinal (7-2, 5-1 Pac-12) handed the Buffs (1-8, 1-5) their first shutout at Folsom Field since a 28-0 loss to Oklahoma on Nov. 15, 1986, snapping a streak of 150 straight games in which the Buffs had scored at home.

Hogan completed 18 of 23 passes with two touchdowns, no interceptions and two sacks before giving way to Brett Nottingham in the fourth quarter with the Cardinal comfortably ahead 45-0. Hogan led Stanford - which had last won in Boulder in 1904 - to touchdowns on his first four drives, putting the Buffaloes in a 35-0 halftime hole, then added two more scoring drives in the third quarter.

Stepfan Taylor reeled off a pair of rushing touchdowns for the Cardinal.

Taylor added a 2-yard TD run with 8 seconds left in the half after Jamal-Rashad Patterson came down with Hogan's 20-yard pass on third-and-14.

Score by Quarters	1	2	3	4	Score
Stanford (7-2, 5-1)	7	28	10	3	48
Colorado (1-8, 1-5)	0	0	0	0	0

## Scoring Summary

Qtr	Time	Team	Scoring Play	Plays-Yards	TOP	Score
1st	8:18	STAN	Reynolds - 52 yd INT return (Williamson PAT)	--	--	STAN 7-COLO 0
2nd	14:30	STAN	Taylor - 26 yd run (Williamson PAT)	3-42	0:31	STAN 14-COLO 0
	8:26	STAN	Wright - 1 yd run (Williamson PAT)	8-70	4:08	STAN 21-COLO 0
	3:23	STAN	Ertz - 1 yd pass from Hogan (Williamson PAT)	10-65	4:06	STAN 28-COLO 0
3rd	0:08	STAN	Taylor - 2 yd run (Williamson PAT)	9-58	2:03	STAN 35-COLO 0
	10:28	STAN	Williamson - 31 yd field goal	8-49	4:27	STAN 38-COLO 0
4th	5:08	STAN	Toilolo - 19 yd pass from Hogan (Williamson PAT)	8-77	4:13	STAN 45-COLO 0
	9:52	STAN	Williamson - 35 yd field goal	4-4	1:44	STAN 48-COLO 0

## Statistical Summary

	STAN	CU
FIRST DOWNS	25	6
RUSHES-YARDS (NET)	39-206	21-(-21)
PASSING YDS (NET)	230	97
Passes Att-Comp-Int	35-25-0	23-12-1
TOTAL OFFENSE PLAYS-YARDS	74-436	44-76
Fumble Returns-Yards	1-2	0-0
Punt Returns-Yards	5-20	2-12
Kickoff Returns-Yards	1-10	1-10
Interception Returns-Yards	1-52	0-0
Punts (Number-Avg)	4-43.8	9-44.7
Fumbles-Lost	1-0	3-2
Penalties-Yards	7-56	5-40
Possession Time	36:17	23:43
Third-Down Conversions	9 of 15	1 of 12
Fourth-Down Conversions	0 of 0	0 of 0
Red-Zone Scores-Chances	6-6	0-0
Sacks By: Number-Yards	7-46	2-7

## RUSHING

Stanford-Hogan, Kevin 7-48; Taylor, Stepfan 10-43; Patterson, Ja. Ra. 1-42; Wilkerson, Anthony 7-35.  
Colorado-Powell, Christia 6-17; Abron, Donta 5-10; Jones, Tony 1-0; TEAM 1-minus 6.

## PASSING

Stanford-Hogan, Kevin 18-23-0-184; Nunes, Josh 3-5-0-23; Nottingham, Brent 3-5-0-16.  
Colorado-Webb, Jordan 4-10-1-19; Wood, Connor 4-7-0-66; Hirschman, Nick 4-6-0-12.

## RECEIVING

Stanford-Ertz, Zach 6-41; Taylor, Stepfan 4-24; Toilolo, Levine 3-59; Terrell, Drew 3-42; Patterson, Ja. Ra. 2-18.  
Colorado-Kasa, Nick 3-34; Jones, Tony 3-26; McCulloch, Tyler 2-20; Thomas, Gerald 1-8; Spruce, Nelson 1-6.

## INTERCEPTIONS

Stanford-Reynolds, Ed 1-52.  
Colorado-None.

## FUMBLES

Stanford-Hewitt, Ryan 1-0.  
Colorado-Wood, Connor 1-0; Kasa, Nick 1-1; Thomas, Gerald 1-1.

## SACKS (UA-A)

Stanford-Lancaster, Jarek 2-0; Anderson, Henry 1-0; Mauro, Josh 1-0; Skov, Shayne 1-0.  
Colorado-Pericak, Will 1-0; Daigh, Brady 1-0.

## TACKLES (UA-A)

Stanford-Lancaster, Jarek 3-0; Hoffpauir, Zach 3-0; Carter, Alex 3-0; Parry, David 2-1.  
Colorado-Daigh, Brady 5-5; Mosley, Marques 7-1; Webb, Derrick 3-4; Henderson, Greg 6-0.

## A Look Back at Colorado

- No. 15 Stanford produced its most complete game of the season with a 48-0 win at Colorado. It was the first home shutout for the Buffaloes since Nov. 15, 1986 - a span of 150 games.
- The 48-0 win was the largest shutout margin of victory for Stanford since the 58-0 blanking of Washington State in 2008. It was the greatest shutout margin of victory on the road since a 57-0 win at UCLA in 1929.
- The victory in Boulder was the first for Stanford since 1904, the inaugural game in the series. Stanford improved its record against Colorado to 5-3 and won its fourth straight against the Buffaloes.
- The Cardinal defense held Colorado to minus-21 yards rushing - third-best all-time in Stanford history - to eclipse the mark of minus-18 yards rushing set one week earlier in a home win over Washington State.
- Stanford held Colorado to 97 yards passing and 76 total offensive yards, both season bests for the Cardinal defense. It was the first time Stanford held an opponent under 100 yards passing since Oct. 30, 2010, a 41-0 shutout of Washington.
- Colorado crossed midfield on offense for only two plays in the game, both coming on its final series in the fourth quarter. The plays netted minus-22 yards and led to the Buffaloes' ninth punt of the day.
- For the fifth time in 2012, Stanford scored on defense. Junior FS Ed Reynolds picked off Colorado QB Jordan Webb in the first quarter and ran it back 52 yards to start the Cardinal's scoring. It was Reynolds' fifth interception of the season and a school-record third pick-six.
- As part of a planned quarterback rotation, senior Josh Nunes led the offense for its first two series before sophomore Kevin Hogan entered the game on the final play of the first quarter. Hogan led Stanford to six straight scores: five touchdowns and one field goal. In a breakout performance, Hogan completed 18 of 23 passes for 184 yards, two touchdowns and no interceptions.
- Hogan also ran for a game-high 48 yards, picking up a pair of 20-plus yard rushes for the first time by any Stanford ballcarrier in a game in 2012.
- Stanford forced three turnovers and committed none, raising its season turnover margin to a conference-best +11.
- Senior RB Stepfan Taylor carried just 10 times and did not play past halftime, rushing for 43 yards and two touchdowns.
- Sophomore RB Remound Wright scored his first career touchdown in the second quarter on a 1-yard carry.
- Senior TE Zach Ertz (6-41) and senior TE Levine Toilolo (3-59) combined for 100 yards receiving and two touchdowns. By game's end, Kevin Hogan had completed all three of his career touchdown passes to tight ends.
- Senior WR Jamal-Rashad Patterson carried a reverse 42 yards for a career-long rush - and near-touchdown - in the second quarter. Patterson also caught an 18-yard bullet from Hogan near the goal line.
- Junior K Jordan Williamson converted both of his field goal attempts (31, 35) and all six of his PAT kicks. Williamson booted a career-high eight touchbacks on kickoffs, all out the back of the end zone. On his one kickoff returned by Colorado, Williamson put enough air under the ball to allow his coverage team to tackle the returner on the 10-yard line.



# 10

# #16/15 Stanford 27, #13/12 Oregon State 23

November 10, 2012 • Stanford, Calif.

**STANFORD, Calif.** - Kevin Hogan threw for 254 yards and three touchdowns in his first collegiate start, and No. 16 Stanford overcame four turnovers to rally past No. 13 Oregon State, 27-23.

Oregon State quarterback Cody Vaz fumbled late in the fourth quarter to give the Cardinal (8-2, 6-1) the ball at the Beavers 29. The only Oregon State (7-2, 5-2) turnover turned out to be the difference. Hogan hit tight end Zach Ertz for a 13-yard touchdown to make it 27-23 with 5:07 left and Stanford stopped the Beavers twice more.

Stepfan Taylor ran for 114 yards and a touchdown, eclipsing 1,000 yards rushing for the third straight season.

Oregon State won the turnover margin, 4-1, but only converted three points out of their four chances -- and the one mistake cost the Beavers badly.

Vaz fumbled while shifting the ball during a scramble and Josh Mauro recovered. After Ertz caught the go-ahead touchdown, Oregon State got the ball back and Alex Debnick sacked Vaz on third down. Sean Mannion -- the former starter -- threw incomplete on fourth-and-16 from the Oregon State 37 with 1:52 left.

Hogan, who took over the starting role from Josh Nunes, completed 22 of 29 passes with two interceptions. He also ran for 49 yards on 11 carries.

Score by Quarters	1	2	3	4	Score
Oregon State (7-2, 5-2)	0	10	13	0	23
Stanford (8-2, 6-1)	14	0	7	6	27

### Scoring Summary

Qtr	Time	Team	Scoring Play	Plays-Yards	TOP	Score
1st	5:41	STAN	Taylor - 1 yd run (Williamson PAT)	13-93	6:40	OSU 0-STAN 7
	0:31	STAN	Hewitt - 12 yd pass from Hogan (Williamson PAT)	10-80	3:48	OSU 0-STAN 14
	10:51	OSU	Ward - 7 yd run (Romaine PAT)	10-81	4:34	OSU 7-STAN 14
2nd	2:21	OSU	Romaine - 19 yd field goal	14-79	6:30	OSU 10-STAN 14
	10:17	OSU	Wheaton - 22 yd pass from Vaz (Romaine PAT)	10-75	4:43	OSU 17-STAN 14
	7:34	OSU	Romaine - 42 yd field goal	4-2	1:28	OSU 20-STAN 14
3rd	3:30	OSU	Romaine - 44 yd field goal	5-22	1:46	OSU 23-STAN 14
	0:00	STAN	Taylor - 40 yd pass from Hogan (Williamson PAT)	8-74	3:23	OSU 23-STAN 21
	5:07	STAN	Ertz - 13 yd pass from Hogan (Hogan rush failed)	6-29	3:27	OSU 23-STAN 27

### Statistical Summary

	OSU	STAN
FIRST DOWNS	20	22
RUSHES-YARDS (NET)	28-86	39-163
PASSING YDS (NET)	226	254
Passes Att-Comp-Int	39-23-0	29-22-2
TOTAL OFFENSE PLAYS-YARDS	67-312	68-417
Fumble Returns-Yards	0-0	0-0
Punt Returns-Yards	2-7	0-0
Kickoff Returns-Yards	1-16	2-48
Interception Returns-Yards	2-6	0-0
Punts (Number-Avg)	5-40.4	3-45.3
Fumbles-Lost	2-1	3-2
Penalties-Yards	2-10	8-54
Possession Time	28:56	31:04
Third-Down Conversions	3 of 13	7 of 12
Fourth-Down Conversions	1 of 2	0 of 0
Red-Zone Scores-Chances	2-2	3-3
Sacks By: Number-Yards	2-11	3-21

### RUSHING

Oregon State-Woods, Storm 15-94; Ward, Terron 5-7; Cooks, Brandin 2-1; Anderson, Tyler 1-0.  
Stanford-Taylor, Stepfan 19-114; Hogan, Kevin 11-49; Wilkerson, Anthony 4-13; Team 4-minus 6.

### PASSING

Oregon State-Vaz, Cody 23-38-0-226; Mannion, Sean 0-1-0-0.  
Stanford-Hogan, Kevin 22-29-2-254.

### RECEIVING

Oregon State-Wheaton, Markus 7-91; Cooks, Brandin 7-82; Hamlett, Connor 2-27; Prince, Colby 2-13.  
Stanford-Ertz, Zach 9-75; Hewitt, Ryan 4-52; Terrell, Drew 3-36; Taylor, Stepfan 2-47; Young, Kelsey 1-17.

### INTERCEPTIONS

Oregon State-Murphy, Ryan 1-6; Reynolds, R. 1-0.  
Stanford-None.

### FUMBLES

Oregon State-Vaz, Cody 2-1.  
Stanford-Taylor, Stepfan 1-1; Ertz, Zach 1-1; Team 1-0.

### SACKS (UA-A)

Oregon State-Watkins, A. 1-0; Seumalo, Andrew 1-0.  
Stanford-Debnick, Alex 1-0; Stephens, Terrence 1-0; Gardner, Ben 1-0.

### TACKLES (UA-A)

Oregon State-Taumoepeau, F. 3-5; Murphy, Ryan 6-1; Zimmerman, T. 3-4; Wynn, Dylan 3-4.  
Stanford-Brown, Terrence 4-3; Stephens, Terrence 4-1; Richards, Jordan 3-2; Tarpley, A.J. 2-3.

## A Look Back at Oregon State

- No. 16 Stanford came from nine points down to defeat No. 13 Oregon State, 27-23, pushing the Cardinal ahead of the Beavers into sole possession of second place in the Pac-12 North standings. The victory marked the second for Stanford over a top-20 team in 2012 at home, a feat not accomplished since 1991.
- Sophomore QB Kevin Hogan made his first career start, throwing for 254 yards and three touchdowns on 22-of-29 passing with two interceptions. Hogan also rushed for 49 yards and three first downs, giving the Beavers fits with his mobility.
- Senior RB Stepfan Taylor eclipsed 1,000 yards rushing for the third consecutive season, the first player to do so in school history. Taylor rushed for 114 yards and a touchdown on 19 carries in the game, his 19th career 100-yard outing.
- Taylor totaled 161 offensive yards against the Beavers, including a highlight third-quarter 40-yard touchdown reception for the ages. Taylor caught a dump-off pass from Hogan, who was falling to the ground, on the 43-yard line. Taylor then raced past three defenders before cutting back and giving a stiff-arm to knock down a fourth defender. Taylor ran into the end zone while two Beavers dove at him.
- Stanford's defense stiffened in the fourth quarter, holding Oregon State scoreless and without a third-down conversion on its last four possessions. On the day, Stanford's defense limited the Beavers to 86 yards rushing, the fourth straight game and sixth overall in 2012 it had held an opponent to under 100 yards rushing.
- The Cardinal's comeback was capped by a 13-yard touchdown from Hogan to senior TE Zach Ertz with 5:07 remaining in the fourth quarter.
- The game-winning drive for Stanford started on Oregon State's 29-yard line, the only series which began on the Beavers' side of the field. Oregon State QB Cody Vaz fumbled the ball while scrambling, and Stanford senior DE Josh Mauro dove on it for the recovery.
- Stanford turned the ball over four times on a pair of Hogan interceptions and one fumble apiece by Taylor and Ertz. Balanced against one Oregon State turnover, Stanford had a negative turnover margin for just the second time in 2012 (Stanford lost the previous such game at Washington). Stanford came into the Oregon State game with the nation's seventh-best - and Pac-12's No. 1 - turnover margin. It was the first win for a Cardinal team that committed four turnovers in a game since a 42-17 win over San Jose State in 2009.
- Senior FB Ryan Hewitt caught a 13-yard touchdown from Hogan, his first on the season. Hewitt pulled in season-highs of four receptions for 52 yards -- both tops for him since the 114th Big Game (Nov. 19, 2011).
- Senior DT Terrence Stephens delivered the best performance of his career, also likely his most emotional coming on Senior Day. Stephens notched career-bests of five tackles, two tackles for loss and one sack, along with a forced fumble. The solo sack was the first of Stephens' career.
- Stanford's senior class wrapped up its second perfect regular season at Stanford Stadium and a four-year career record of 24-2 at home. Its only home losses came in 2009 vs. California and 2011 vs. Oregon.



11

## #14/13 Stanford 17, #1/1 Oregon 14 (OT) November 17, 2012 • Eugene, Ore.

**EUGENE, Ore.** - Jordan Williamson hit a 37-yard field goal in overtime and No. 14 Stanford upset No. 1 Oregon 17-14, denying the Ducks a chance to clinch the Pac-12 North and derailing their shot at the BCS championship game, while enhancing the Cardinal's Rose Bowl chances.

The loss snapped a 13-game winning streak for the Ducks, which was the longest active streak in the nation. It was Stanford's fifth straight win.

Oregon was the only Pac-12 team that Stanford hadn't defeated over the past two seasons. But the Cardinal's tough defense smothered the highest scoring team in the nation.

Alejandro Maldonado missed a 41-yard field goal for the Ducks to open overtime.

Kevin Hogan threw for 211 yards and a game-tying fourth-quarter touchdown for Stanford, while Stepfan Taylor rushed for 161 yards on 33 carries.

The Cardinal had the nation's best run defense going into the game, allowing an average of just 54.8 yards a game. Oregon meanwhile, had the country's third-best rushing offense, averaging 325 yards a game.

Stanford held Ducks running back Kenjon Barner, who was averaging 136 yards rushing a game, to just 66 yards. Overall, the Ducks managed only 198 yards on the ground.

Stanford scored first on Hogan's 1-yard plow into the end zone early in the second quarter.

Oregon extended its lead to 14-7 on De'Anthony Thomas' 6-yard scoring run in the third quarter, but missed a chance when Maldonado's 42-yard field goal attempt went wide right.

Williamson missed a 43-yard field goal attempt for Stanford early in the fourth quarter.

Score by Quarters	1	2	3	4	OT	Score
Stanford (9-2, 7-1)	0	7	0	7	3	17
Oregon (10-1, 7-1)	0	7	7	0	0	14

## Scoring Summary

Qtr	Time	Team	Scoring Play	Plays-Yards	TOP	Score
2nd	12:39	STAN	Hogan - 1 yd run (Williamson PAT)	15-93	7:01	STAN 7-ORE 0
	3:26	ORE	Lowe - 28 yd pass from Mariota (Maldonado PAT)	3-59	0:47	STAN 7-ORE 7
3rd	6:35	ORE	Thomas - 6 yd run (Maldonado PAT)	15-95	3:20	STAN 7-ORE 14
4th	1:35	STAN	Ertz - 10 yd pass from Hogan (Williamson PAT)	11-78	4:53	STAN 14-ORE 14
OT	0:00	STAN	Williamson - 37 yd field goal	4-5	0:00	STAN 17-ORE 14

## Statistical Summary

	STAN	ORE
FIRST DOWNS	21	20
RUSHES-YARDS (NET)	46-200	40-198
PASSING YDS (NET)	211	207
Passes Att-Comp-Int	36-25-1	37-21-1
TOTAL OFFENSE PLAYS-YARDS	82-411	77-405
Fumble Returns-Yards	0-0	0-0
Punt Returns-Yards	3-16	1-2
Kickoff Returns-Yards	3-75	2-26
Interception Returns-Yards	1-4	1-30
Punts (Number-Avg)	6-45.7	8-45.8
Fumbles-Lost	3-2	1-0
Penalties-Yards	5-64	5-54
Possession Time	37:41	22:19
Third-Down Conversions	6 of 17	4 of 17
Fourth-Down Conversions	1 of 2	0 of 2
Red-Zone Scores-Chances	3-3	1-2
Sacks By: Number-Yards	3-11	1-5

## RUSHING

Stanford-Taylor, Stepfan 33-161; Hogan, Kevin 8-37; Hewitt, Ryan 2-5; Wright, Remound 1-0.  
Oregon-Mariota, Marcus 12-89; Barner, Kenjon 21-66; Thomas, De'Anthony 7-43.

## PASSING

Stanford-Hogan, Kevin 25-36-1-211.  
Oregon-Mariota, Marcus 21-37-1-207.

## RECEIVING

Stanford-Ertz, Zach 11-106; Toilolo, Levine 3-17; Montgomery, Ty 3-9; Young, Kelsey 2-36.  
Oregon-Lowe, Keanon 5-51; Lyerla, Colt 4-54; Huff, Josh 4-50; Thomas, De'Anthony 3-3.

## INTERCEPTIONS

Stanford-Tarpley, A.J. 1-4.  
Oregon-Dargan, Erick 1-30.

## FUMBLES

Stanford-Hogan, Kevin 1-0; Young, Kelsey 1-1; Taylor, Stepfan 1-1.  
Oregon-None.

## SACKS (UA-A)

Stanford-Murphy, Trent 2-0; Anderson, Henry 1-0.  
Oregon-Lokombo, Boseko 1-0.

## TACKLES (UA-A)

Stanford-Skov, Shayne 7-3; Anderson, Henry 5-2; Carter, Alex 4-2; Reynolds, Ed 4-2.  
Oregon-Clay, Michael 10-10; Alonso, Kiko 8-1; Ekpre-Olomu, I. 7-2; Lokombo, Boseko 3-5.

## A Look Back at Oregon

- No. 14 Stanford rallied in the fourth quarter to tie No. 1 Oregon, 14-14, before junior K Jordan Williamson won the game with a 37-yard field goal in overtime. It was the Cardinal's second win in school history (2-6-1 all-time) against the Associated Press' top-ranked team.
- Coupled with its win over USC (Sept. 15), Stanford had defeated the AP's No. 1 and No. 2 teams in the same season for the first time in school history. No other team in the FBS had played both the AP's No. 1 and No. 2 team in 2012.
- After suffering its only conference defeat each of the previous two years at the hands of Oregon, Stanford dealt the Ducks their first Pac-12 loss of 2012. In 2009, the Cardinal also handed Oregon its only conference loss on the season. The highest stakes game played in the Pac-12, the loser of the Stanford-Oregon matchup has been dealt its first or only conference defeat on the season in each of the last four years.
- Stanford's defense held the nation's top-scoring offense (54.80 points/game) to 14 points. Entering the contest, the Ducks had scored 42-plus points in 13 consecutive games and 30-plus points in an NCAA-record 23 straight games. The Cardinal held Oregon scoreless in the first quarter for the first time since Nov. 19, 2011.
- The Cardinal defense closed the game on a strong note, holding the Ducks scoreless in their final six possessions. In that span, the Cardinal forced three three-and-outs and allowed four first downs. Oregon gained 1 yard on three plays in overtime.
- Stanford stopped Oregon on both of its fourth-down attempts in the first half and limited the Ducks to four of 17 third-down conversions in the game. After a 77-yard run by Oregon QB Marcus Mariota in the first quarter, the defense held on fourth-and-2 at the Stanford 7-yard line when senior ILB Shayne Skov stopped Mariota at the line of scrimmage.
- Senior TE Zach Ertz caught a career-high 11 passes for 106 yards, including the game-tying touchdown for Stanford in the fourth quarter with 95 seconds remaining in regulation. Ertz hauled in four receptions for 53 yards on the 78-yard scoring drive. Ertz's 10-yard touchdown reception in the back of the end zone was initially called incomplete before an officials' review overturned the ruling. Ertz was honored as the Pac-12 Offensive Player of the Week for his performance.
- Senior RB Stepfan Taylor rushed a season-high 33 times (eighth-most in school history) for 161 yards, the third-highest rushing total in his career. Taylor recorded six runs of 10-plus yards. It was Taylor's 20th career 100-yard rushing game, tying him with Toby Gerhart for the school record. With the win, Stanford improved to 17-3 when Taylor reached the century mark rushing.
- Sophomore QB Kevin Hogan made his first career road start in hostile Autzen Stadium, answering the bell with 25-of-36 passing for 211 yards and one touchdown against one interception. The rookie quarterback rushed for 37 yards, a pair of first downs and his first career touchdown - a 1-yard dive in the second quarter.
- For the second straight game, Stanford recorded a negative turnover margin. In addition to a Hogan interception, the Cardinal lost two fumbles - one by Taylor and one by sophomore WR/RB Kelsey Young. The Stanford defense bailed out the offense by holding Oregon scoreless on its possessions following each of the three turnovers.
- Fifth-year senior P Daniel Zychlinski had the game of his career, hitting for a 45.7-yard average while allowing PR De'Anthony Thomas (18.33 yards/return) only 2 return yards on six punts. Zychlinski dropped five punts inside the 20-yard line and three inside the 10 and booted punts as long as 62 and 58 yards. Zychlinski was also the holder on a wet field for Williamson's game-winning field goal in overtime. Zychlinski was honored as the Pac-12 Special Teams Player of the Week for his performance.

- Oregon missed both of its field goal attempts on the evening, including a 41-yard attempt on the first possession of overtime. Stanford's opponents had made all 13 field goal attempts in 2012 - and 15 dating back to the 2012 Fiesta Bowl - prior to the game.

- The 17-14 outcome was a marked departure from the high-scoring affairs of the previous five years, when neither Stanford nor Oregon scored fewer than 28 points and the average point total was 81.6. The winner of Stanford-Oregon matchup in each of the previous three seasons scored north of 50 points.



# 12

## #11/11 Stanford 35, #15/16 UCLA 17

November 24, 2012 • Pasadena, Calif.

**PASADENA, Calif.** - Stepfan Taylor rushed for 142 yards and two touchdowns, Kevin Hogan passed for 160 yards and another score, and the 11th-ranked Cardinal beat No. 15 UCLA, 35-17, to earn the Pac-12 North title and a rematch with the Bruins in the conference championship game next week. The Cardinal had to win to qualify for another shot at the Bruins because No. 5 Oregon beat No. 16 Oregon State, 48-24, in a matchup that finished about 10 minutes before Stanford and UCLA began their game at the Rose Bowl.

The win was the sixth straight for Stanford and its fourth in a row over UCLA, which had a five-game winning streak snapped - its longest in seven years.

Taylor carried 20 times and didn't play in the fourth quarter. Hogan completed 15 of 22 passes without being intercepted and was sacked twice. He has guided the Cardinal to wins over three straight ranked opponents, something it had never accomplished before.

UCLA was held to 334 yards of total offense while Stanford gained 381 yards overall.

Leading 21-10, the Cardinal broke the game open by scoring twice in a 13-second span midway through the third quarter. Taylor scored on a 1-yard run four plays after Jordan Richards intercepted Hundley's pass at the UCLA 42-yard line, and Alex Debrniak forced a fumble by Kenneth Walker on the ensuing kickoff and Usua Amanam returned it 11 yards for another TD.

Stanford took a 7-0 lead by moving 75 yards on 12 plays after receiving the opening kickoff, scoring on an 11-yard pass from Hogan to Drew Terrell.

Stanford moved 88 yards on 10 plays for a 14-7 lead, scoring on a 10-yard run by Anthony Wilkerson, and the Cardinal scored again less than two minutes later on a 49-yard run by Taylor.

Score by Quarters	1	2	3	4	Score
Stanford (10-2, 8-1)	7	14	14	0	35
UCLA (9-3, 6-3)	7	3	7	0	17

### Scoring Summary

Qtr	Time	Team	Scoring Play	Plays-Yards	TOP	Score
1st	10:21	STAN	Terrell - 11 yd pass from Hogan (Williamson PAT)	12-75	4:39	STAN 7-UCLA 0
	8:21	UCLA	Fauria - 13 yd pass from Hundley (Fairbairn PAT)	6-87	1:57	STAN 7-UCLA 7
2nd	8:22	STAN	Wilkerson - 10 yd run (Williamson PAT)	10-88	4:32	STAN 14-UCLA 7
	6:43	STAN	Taylor - 49 yd run (Williamson PAT)	2-56	0:40	STAN 21-UCLA 7
	1:37	UCLA	Fairbairn - 48 yd field goal	4-(-8)	1:25	STAN 21-UCLA 10
	7:41	STAN	Taylor - 1 yd run (Williamson PAT)	4-42	2:05	STAN 28-UCLA 10
3rd	7:28	STAN	Amanam - 11 yd fumble recovery (Williamson PAT)	--	--	STAN 35-UCLA 10
	1:53	UCLA	Franklin - 11 yd run (Fairbairn PAT)	5-65	1:52	STAN 35-UCLA 17

### Statistical Summary

	STAN	UCLA
FIRST DOWNS	19	13
RUSHES-YARDS (NET)	49-221	33-73
PASSING YDS (NET)	160	261
Passes Att-Comp-Int	22-15-0	38-20-1
TOTAL OFFENSE PLAYS-YARDS	71-381	71-334
Fumble Returns-Yards	1-11	0-0
Punt Returns-Yards	2-27	2-32
Kickoff Returns-Yards	2-28	4-79
Interception Returns-Yards	1-0	0-0
Punts (Number-Avg)	6-41.2	7-43.9
Fumbles-Lost	4-1	1-1
Penalties-Yards	6-55	12-135
Possession Time	34:31	25:29
Third-Down Conversions	5 of 14	7 of 19
Fourth-Down Conversions	0 of 1	1 of 3
Red-Zone Scores-Chances	3-3	2-3
Sacks By: Number-Yards	7-38	2-13

### RUSHING

Stanford-Taylor, Stepfan 20-142; Wilkerson, Anthony 13-48; Wright, Remound 5-24; Hogan, Kevin 4-12.  
UCLA-Franklin, Johna 21-65; James, Jordan 4-8; Hundley, Brett 8-0.

### PASSING

Stanford-Hogan, Kevin 15-22-0-160.  
UCLA-Hundley, Brett 20-38-1-261.

### RECEIVING

Stanford-Ertz, Zach 5-71; Taylor, Stepfan 3-27; Hewitt, Ryan 2-25; Patterson, Ja. Ra. 2-16; Terrell, Drew 2-11.  
UCLA-Evans, Shaquell 4-86; Fauria, Joseph 4-66; Johnson, Jerry 3-45; Franklin, Johna 3-7; Fuller, Devin 2-27.

### INTERCEPTIONS

Stanford-Richards, Jordan 1-0.  
UCLA-None.

### FUMBLES

Stanford-Zychlinski, Daniel 1-1; Hogan, Kevin 1-0; Wilkerson, Anthony 1-0; Wright, Remound 1-0.  
UCLA-Walker, Kenneth 1-1.

### SACKS (UA-A)

Stanford-Thomas, Chase 2-0; Anderson, Kevin 1-0; Tarpley, A.J. 1-0; Mauro, Josh 1-0.  
UCLA - Holmes, Damien 1-0; Jones, Datone 1-0.

### TACKLES (UA-A)

Stanford-Tarpley, A.J. 4-3; Parry, David 5-0; Skov, Shayne 4-1; Brown, Terrence 4-0.  
UCLA-Kendricks, Eric 8-7; Barr, Anthony 6-3; Abbott, Andrew 5-1; Price, Sheldon 5-0.

## A Look Back at UCLA

• No. 11 Stanford dispatched No. 15 UCLA at the Rose Bowl, 35-17, to clinch the Pac-12 North Division title and claim the right to host the 2012 Pac-12 Football Championship Game.

• The Cardinal scored two touchdowns in the span of 13 seconds in the third quarter to build a 35-10 lead and put the Bruins away. Senior RB Stepfan Taylor ran in a 1-yard touchdown before fifth-year senior OLB Alex Debrniak hit the UCLA kickoff returner on the next play, forcing a fumble that senior NB Usua Amanam recovered and ran back 11 yards into the end zone.

• Taylor rushed for 142 yards and two touchdowns on just 20 carries, racing for a 49-yard touchdown in the second quarter and later 40 yards to set up his 1-yard touchdown in the third quarter. Taylor rested the last quarter and a half of play.

• Taylor set a school record with his 21st 100-yard game. With the victory, the Cardinal improved to 18-3 when Taylor reached the century mark in rushing yards.

• Taylor's 19-yard scamper on the first series of the game broke the 4,000-yard mark for his career. Taylor passed 3,000 yards earlier in 2012 vs. USC.

• Junior RB Anthony Wilkerson saw his most action and delivered his greatest production of the season: 48 yards and a touchdown on 13 carries. Wilkerson's 10-yard score in the second quarter came from the wildcat quarterback position.

• Sophomore QB Kevin Hogan made his third start under center, notching his third consecutive win against ranked opponents. Hogan threw for 160 yards and one touchdown with no interceptions on 15-of-22 passing.

• Hogan's 11-yard touchdown pass to senior WR Drew Terrell in the first quarter was the first of his Cardinal career that connected with a wide receiver. Hogan's previous seven touchdowns were distributed to tight ends and running backs.

• Senior TE Zach Ertz led the Cardinal in receiving for the seventh time in 2012 with five receptions for 71 yards. Ertz moved into first place all-time among Stanford tight ends for single-season receptions (63) and receiving yards (818).

• The Stanford defense recorded seven sacks among nine tackles for loss. The second sack of the game, by junior DE Josh Mauro in the first quarter, was the Cardinal's 48th of the season, tying the school record set in 1999. Senior DE Ben Gardner made an 8-yard sack late in the second quarter to break Stanford's single-season sacks record. Gardner, who wears No. 49, recorded sack No. 49 of the season.

• Junior DT David Parry made his first career start and led the team in solo tackles (five), including a fourth-quarter sack, plus a pass breakup.

• Fifth-year senior OLB Chase Thomas notched a season-high 2.0 sacks, pushing his career total to 25.5 for fourth all-time in the Stanford record books.

• The Cardinal defense corralled dual-threat UCLA QB Brett Hundley and did not allow him a positive rushing play until the final drive of the third quarter. Hundley came into the game having gained 537 yards rushing on the season.

• The Stanford defense limited UCLA to 73 rushing yards and Doak Walker Award finalist Johnathan Franklin to 65 yards, half of his 131-yard average. Eight of Stanford's 12 opponents in 2012 were held under 100 yards rushing.

• The victory over UCLA extended Stanford's winning streak to four straight games over the Bruins. The Cardinal clinched a clean sweep of its Los Angeles rivals - UCLA and USC - for the last fourth straight season. Stanford has also secured a school-best three straight years of the California sweep against UCLA, USC and Cal.

• Junior K/P Ben Rhyne was called to action for the first punts of his career after fifth-year senior P Daniel Zychlinski was knocked out of the game. Rhyne averaged 39.0 yards/punt with a long of 42.



13

#8/9 Stanford 27, #17/16 UCLA 24

November 30, 2012 • Stanford, Calif.

**STANFORD, Calif.** - Kevin Hogan threw for 155 yards and a touchdown and ran for 47 yards and another score, helping eighth-ranked Stanford beat No. 17 UCLA 27-24 in the Pac-12 championship game. The redshirt freshman won game MVP honors while leading the Cardinal to the Rose Bowl Game for the first time in more than a decade.

Hogan's biggest highlight came in the biggest moment of the game. As a defender barreled into him, Hogan hurled a 26-yard tying touchdown pass to Drew Terrell on third-and-15 early in the fourth quarter. Jordan Williamson kicked his second field goal from 36 yards with 6:49 remaining for the go-ahead score, lifting Stanford to its first conference title since the 1999 season.

UCLA's Brett Hundley threw for 177 yards and a costly interception that set up a Stanford touchdown. He still almost brought the Bruins (9-4) back, but Ka'imi Fairbairn missed a 52-yard field goal wide left in the game's closing moments.

Hogan completed 16 of 22 passes for a fourth win over a ranked opponent in his fourth straight start since unseating Josh Nunes at quarterback.

Scattered showers made the grass a bit slick, though the surface never seemed to slow down the Bruins, who ran for 284 yards with Johnathan Franklin (194 yards) leading the way. It was the most yards rushing allowed in 2012 by Stanford, which yielded 198 in an overtime victory at Oregon earlier in the season.

Stepfan Taylor finished with 78 yards rushing to eclipse Darrin Nelson's school record of 4,169. Taylor, an outgoing senior, increased his career total to 4,212.

Score by Quarters	1	2	3	4	Score
UCLA (9-4, 6-3)	14	0	10	0	24
Stanford (11-2, 8-1)	7	10	0	10	27

#### Scoring Summary

Qtr	Time	Team	Scoring Play	Plays-Yards	TOP	Score
1st	11:35	UCLA	Franklin - 51 yd run (Fairbairn PAT)	8-85	3:25	UCLA 7-STAN 0
	6:07	STAN	Hogan - 1 yd run (Williamson PAT)	11-69	5:21	UCLA 7-STAN 7
	3:40	UCLA	Hundley - 5 yd run (Fairbairn PAT)	7-75	2:18	UCLA 14-STAN 7
2nd	12:57	STAN	Taylor - 1 yd run (Williamson PAT)	1-1	0:08	UCLA 14-STAN 14
	0:00	STAN	Williamson - 37 yd field goal	10-63	1:31	UCLA 14-STAN 17
3rd	8:20	UCLA	Fairbairn - 31 yd field goal	9-47	4:41	UCLA 17-STAN 17
	1:04	UCLA	Franklin - 20 yd run (Fairbairn PAT)	12-80	4:30	UCLA 24-STAN 17
4th	11:21	STAN	Terrell - 26 yd pass from Hogan (Williamson PAT)	10-63	4:37	UCLA 24-STAN 24
	6:49	STAN	Williamson - 36 yd field goal	5-25	2:30	UCLA 24-STAN 27

#### Statistical Summary

	STAN	UCLA
FIRST DOWNS	22	18
RUSHES-YARDS (NET)	38-284	43-170
PASSING YDS (NET)	177	155
Passes Att-Comp-Int	32-23-1	23-16-0
TOTAL OFFENSE PLAYS-YARDS	70-461	66-325
Fumble Returns-Yards	0-0	0-0
Punt Returns-Yards	2-0	1-18
Kickoff Returns-Yards	4-75	3-85
Interception Returns-Yards	0-0	1-80
Punts (Number-Avg)	5-44.6	6-42.2
Fumbles-Lost	0-0	0-0
Penalties-Yards	8-73	5-55
Possession Time	28:45	31:15
Third-Down Conversions	8 of 16	6 of 15
Fourth-Down Conversions	1 of 1	1 of 1
Red-Zone Scores-Chances	3-3	4-4
Sacks By: Number-Yards	3-12	3-11

#### RUSHING

UCLA-Franklin, Johna 19-194; Hundley, Brett 16-83; James, Jordon 3-7.  
Stanford-Taylor, Stepfan 24-78; Hogan, Kevin 11-47; Young, Kelsey 2-31; Hewitt, Ryan 3-10.

#### PASSING

UCLA-Hundley, Brett 23-31-1-177; Team 0-1-0-0.  
Stanford-Hogan, Kevin 16-22-0-155; Team 0-1-0-0.

#### RECEIVING

UCLA-Fuller, Devin 7-42; James, Jordon 4-20; Franklin, Johna 3-22; Fauria, Joseph 2-34; Evans, Shaquell 2-24.  
Stanford-Taylor, Stepfan 6-55; Terrell, Drew 4-70; Ertz, Zach 3-19; Toilolo, Levine 1-6; Patterson, Ja. Ra. 1-4.

#### INTERCEPTIONS

UCLA-None.  
Stanford-Reynolds, Ed 1-80.

#### FUMBLES

UCLA-None.  
Stanford-None.

#### SACKS (UA-A)

UCLA-Barr, Anthony 1-1; Jones, Datone 1-0; Odighizuwa, Owa 0-1.  
Stanford-Thomas, Chase 1-2; Murphy, Trent 0-1; Mauro, Josh 0-1.

#### TACKLES (UA-A)

UCLA-Zumwalt, Jordan 7-5; Kendrick, Eric 9-1; Barr, Anthony 6-2; Jones, Datone 6-1.  
Stanford-Richards, Jordan 7-4; Thomas, Chase 7-3; Skov, Shayne 7-2; Tarpley, A.J. 4-3.

## A Look Back at the Pac-12 Championship

- Stanford became the second Pac-12 Conference football champion (Oregon, 2011). The Cardinal, at that point, had claimed three of a possible six Conference titles during the 2012-13 academic year (football, women's soccer, women's volleyball).
- With the win, Stanford earned the league's automatic-qualifying berth in the Rose Bowl Game. The Cardinal had played in 12 Rose Bowl Games, making its last appearance after the 1999 season. Stanford, which fell to Wisconsin, 17-9, in its last trip, was 5-6-1 all-time in the Rose Bowl Game.
- Stanford and UCLA were perfect on red zone trips, converting seven-of-seven attempts (four touchdowns, three field goals).
- The first three possessions of the game ended in touchdowns. UCLA scored on its first two drives, and Stanford scored on its opening possession.
- Ed Reynolds notched his conference-high-tying sixth interception (tied for fifth in the FBS) in the second-quarter. Reynolds returned the pick 80 yards, bumping his NCAA-leading interception return yard total to 301. Reynolds was 1-yard short of the NCAA record for interception return yards in a season (trailed Charles Phillips of USC, who had 302 yards in 1974).
- With a 10-yard rush in the closing moments of the second quarter, senior RB Stepfan Taylor became Stanford's all-time career rushing leader by bringing his four-year total to 4,175 yards. Taylor broke Darrin Nelson's record which had stood since 1981.
- Stanford scored for the fourth time on its opening drive in 2012, including one the previous week against UCLA.
- Stanford's opening drive of the first quarter spanned 11 plays, its 15th scoring drive of 10 or more plays on the season.
- Entering the contest, Stanford had allowed only two rushing plays of over 40 yards (77 at Oregon, 61 at Washington). UCLA collected two rushes of over 40 yards in the first quarter (51 yards and 48 yards).
- Stanford had allowed only 20 points (two touchdowns, two FG) in the first quarter through the first 12 games on the season; one of those two touchdowns was recorded in the Cardinal's regular-season finale by UCLA. The Bruins posted 14 points in the rematch against the Cardinal.
- Reynolds' interception marked the 23rd straight game Stanford's defense had record a takeaway, tied for the third-longest streak in FBS.



# 14

## #8/6 Stanford 20, RV/23 Wisconsin 14

January 1, 2013 • Pasadena, Calif.

**PASADENA, Calif.** - Stepfan Taylor rushed for 89 yards and an early touchdown, Kevin Hogan passed for 123 yards and No. 8 Stanford won its first Rose Bowl since 1972, beating the Badgers 20-14.

Usua Amanam made the decisive interception near midfield with 2:30 to play as the Pac-12 champion Cardinal ended its four-decade drought in The Granddaddy of Them All with arguably the biggest bowl win yet during the long-struggling program's recent renaissance.

Stanford clamped down on the Big Ten champion Badgers, who lost the Rose Bowl in heartbreaking fashion for the third consecutive season. Montee Ball rushed for 100 yards and his FBS-record 83rd career touchdown, but Wisconsin managed only 82 yards in its scoreless second half.

Kelsey Young rushed for a score on Stanford's opening possession, and Taylor scored on the second. Wisconsin kept the Cardinal out of the end zone for the final 51 minutes, holding them to three points in the second half, but Stanford's defense didn't need any more help in the Cardinal's eighth straight victory.

After winning the Orange Bowl two years ago and losing the Fiesta Bowl last season, Stanford earned its first conference title and its first Rose Bowl berth in 13 years. The Cardinal finished with 12 victories for just the second time in school history - and the second time in the last three years.

Score by Quarters	1	2	3	4	Score
Wisconsin (12-2)	0	14	0	0	14
Stanford (8-6)	14	3	0	3	20

### Scoring Summary

Qtr	Time	Team	Scoring Play	Plays-Yards	TOP	Score
1st	11:24	STAN	Young - 16 yd run (Williamson PAT)	7-80	3:36	STAN 7-WIS 0
	6:35	STAN	Taylor - 3 yd run (Williamson PAT)	5-79	2:24	STAN14-WIS 0
2nd	9:05	WIS	Ball - 11 yd run (Russell PAT)	5-49	1:57	STAN14-WIS 7
	6:19	STAN	Williamson - 47 yd field goal	7-47	2:42	STAN 17-WIS 7
	0:19	WIS	Fredrick - 4 yd pass from Phillips (Russell PAT)	10-85	2:04	STAN 17-WIS14
4th	4:23	STAN	Williamson - 22 yd field goal	12-66	6:22	STAN 20-WIS14

### Statistical Summary

	WIS	STAN
FIRST DOWNS	17	17
RUSHES-YARDS (NET)	45-218	35-187
PASSING YDS (NET)	83	157
Passes Att-Comp-Int	17-10-1	20-13-0
TOTAL OFFENSE PLAYS-YARDS	62-301	55-344
Fumble Returns-Yards	0-0	0-0
Punt Returns-Yards	3-7	1-1
Kickoff Returns-Yards	2-28	2-35
Interception Returns-Yards	0-0	1-0
Punts (Number-Avg)	7-44.6	6-45.5
Fumbles-Lost	0-0	0-0
Penalties-Yards	4-40	6-48
Possession Time	29:52	30:08
Third-Down Conversions	7 of 15	3 of 11
Fourth-Down Conversions	0 of 1	0 of 0
Red-Zone Scores-Chances	2-3	3-3
Sacks By: Number-Yards	0-0	1-10

### RUSHING

Wisconsin-Ball, Montee 24-100; Phillips, Curt 5-64; Gordon, Melvin 9-51; White, James 6-4.  
Stanford-Taylor,S 20-88; Hogan,K 7-54; Wilkerson,A 5-31; Young,K 1-16; Hewitt,R 1-0.

### PASSING

Wisconsin-Phillips, Curt 10-16-1-83; Stave, Joel 0-1-0-0; Gordon, Melvin 0-0-0-0.  
Stanford-Hogan,K 12-19-0-123; Terrell,D 1-1-0-34.

### RECEIVING

Wisconsin-Abbrederis, Jar 3-44; White, James 2-5; Pedersen, Jacob 1-9; Arneson, Sam 1-9.  
Stanford-Ertz,Z 3-61; Montgomery,T 3-26; Taylor,S 3-17; Terrell,D 2-20; Patterson,JR 1-34.

### INTERCEPTIONS

Wisconsin-None.  
Stanford-Amanam,U 1-0.

### FUMBLES

Wisconsin-None.  
Stanford-None.

### SACKS (UA-A)

Wisconsin-None.  
Stanford-Richards,J 1-0.



### TACKLES (UA-A)

Wisconsin-Borland, Chris 5-4; Johnson, Shelto 5-3; Southward, Dezm 5-2; Armstrong, Etha 3-1.  
Stanford-Tarpley,AJ 6-3; Richards,J 4-3; Skov,S 3-5; Gardner,B 4-2; Carter,A 3-4; Mauro,J 3-3.

## A Look Back at the 99th Rose Bowl

- With a 20-14 win over Wisconsin, Stanford improved to 12-2 on the season, 6-6-1 in the Rose Bowl Game, 1-4-1 against Wisconsin and 12-11-1 all-time in bowl games.
- Stanford extended its winning streak to eight games.
- Stanford faced Wisconsin in the Rose Bowl for the second time in as many appearances. Stanford led the 86th Rose Bowl Game, in 2000, at halftime, 9-3, before eventually falling to the Badgers.
- The Cardinal made its fourth all-time BCS bowl appearance, tied for 12th best among FBS schools in the Bowl Championship Series era that began with the 1998 season. Stanford had played previously in the 2000 Rose Bowl Game, 2011 Orange Bowl and 2012 Fiesta Bowl.
- Stanford had never won 11 games prior to 2010 and had reached 10 wins only three times previously (1926, 1942 and 1992).
- Stanford won 12 games in a season for the second time in program history (2010, 2012).
- Stanford owned the No. 1 scoring defense in the Pac-12, allowing 17.46 points per game which ranked 14th in the nation heading into the Rose Bowl. The Cardinal limited the Badgers to 14 points.
- In 11 of 14 games, Stanford held opponents to 20 or fewer points. The Cardinal held 25 out of its last 33 opponents to 20 or fewer points, dating back to 2010.
- Stanford's 3-4 defense ranked first in the nation in both tackles for loss (9.23 average, 120 total) and sacks (4.31 average, 56 total) heading into the Rose Bowl. Stanford registered four tackles for loss and one sack against Wisconsin.
- Stanford pitched second-half shutouts earlier in the season against USC and Cal, and did so again against Wisconsin.
- The Cardinal improved to 17-11 in its last 28 games decided by a touchdown or less.
- Senior RB Stepfan Taylor finished with 88 yards rushing and 17 yards receiving. Taylor finished the season with 1,530 yards rushing, and finished his career with a school-record 4,300 yards.
- Taylor collected his 40th career rushing touchdown with a 3-yard scoring plunge in the first quarter, taking sole possession of second in that category in the program's record book. It was his 44th career offensive touchdown, setting Stanford's all-time record.
- Senior WR Drew Terrell hooked up with Jamal Rashad-Patterson for a career-long 39-yard completion on Stanford's opening drive, his second career pass completion.
- Sophomore WR/RB Kelsey Young scored his second rushing touchdown on the season with a 16-yard rush in the first quarter.
- Sophomore QB Kevin Hogan finished with 123 yards on 12-of-19 passing and connected with Zach Ertz for a career-long 43-yard completion in the first quarter.





# The RECORDS

### Individual Records

#### Rushing

##### Rushing Attempts

<b>Game</b>	39	Tommy Vardell vs. California, 1991
	38	Brad Muster at UCLA, 1986
	38	Toby Gerhart vs. Oregon, 2009
	37	Brad Muster vs. Washington St., 1986
	35	Stepfan Taylor vs. Oklahoma St., 2012
	34	Ernie Nevers vs. Notre Dame, 1925
	34	Brad Muster at California, 1984
	34	J.R. Lemon vs. Arizona St., 2003
	33	Stepfan Taylor at Oregon, 2012
	32	Brad Muster vs. Oregon St., 1984
	32	Kenneth Tolon at BYU, 2003
	32	Toby Gerhart vs. Oklahoma, 2009
<b>Season</b>	343	Toby Gerhart, 2009
	322	Stepfan Taylor, 2012
	260	Brad Muster, 1986
	247	Tommy Vardell, 1991
	242	Stepfan Taylor, 2011
	228	Jon Volpe, 1988
	223	Stepfan Taylor, 2010
	210	Toby Gerhart, 2008
	197	Ray Handley, 1964
	196	Anthony Bookman, 1995
<b>Career</b>	843	Stepfan Taylor, 2009-12
	730	Darrin Nelson, 1977-78; 80-81
	703	Brad Muster, 1984-87
	671	Toby Gerhart, 2006-09
	559	Mike Mitchell, 1993-97
	555	Kerry Carter, 1999-02
	540	Anthony Bookman, 1994-97
	498	Brian Allen, 1998-01
	481	Glyn Milburn, 1990-92
	466	Bobby Grayson, 1933-35

##### Rushing Yards

<b>Game</b>	223	Toby Gerhart vs. Oregon, 2009
	220	Jon Volpe at Washington, 1988
	211	Darrin Nelson vs. San Jose State, 1977
	209	Lou Valli at California, 1956
	205	Toby Gerhart vs. Notre Dame, 2009
	204	Brad Muster at California, 1984
	202	Darrin Nelson at Washington State, 1980
	201	Ernie Caddell vs. Dartmouth, 1930
	200	Darrin Nelson vs. Tulane, 1978
	200	Toby Gerhart vs. Washington, 2009

<b>Season</b>	1871	Toby Gerhart, 2009
	1530	Stepfan Taylor, 2012
	1330	Stepfan Taylor, 2011
	1188	Tommy Vardell, 1991
	1161	Darrin Nelson, 1978
	1137	Stepfan Taylor, 2010
	1136	Toby Gerhart, 2008
	1123	Brad Muster, 1986
	1105	Darrin Nelson, 1977
	1027	Jon Volpe, 1988
<b>Career</b>	4300	Stepfan Taylor, 2009-12
	4169	Darrin Nelson, 1977-78; 80-81
	3522	Toby Gerhart, 2006-09
	3010	Brad Muster, 1984-87
	2672	Anthony Bookman, 1994-97
	2550	Mike Mitchell, 1993-97
	2252	Glyn Milburn, 1990-92
	2162	Brian Allen, 1998-01
	2079	Kerry Carter, 1999-02
	1940	Anthony Kimble, 2005-08
	1893	Tommy Vardell, 1988-91
	1786	Bobby Grayson, 1933-35
	1768	Ray Handley, 1963-65
	1689	Vincent White, 1979-82
	1674	Jon Volpe, 1987-90
	1636	Kenneth Tolon, 2001-04
	1593	Bill Tarr, 1953-55
	1543	Scott Laidlaw, 1972-73
	1357	Jackie Brown, 1969-71
	1340	Howie Williams, 1967-69

##### Rushing Yards Per Attempt

<b>Game</b>	22.5	Ethan Allen (4 for 90) vs. Arizona State, 1993
<b>Season</b>	11.5	Dick Hyland (38 for 437), 1926
	8.2	Andrew Luck (55 for 453), 2010
	6.6	Anthony Bookman (122 for 800), 1997
	6.4	Pete Kmetovic (95 for 609), 1940
	6.3	Darrin Nelson (183 for 1161), 1978
	6.1	Tyler Gaffney (74 for 449), 2011
	6.0	Anthony Kimble (120 for 717), 2008
	5.8	Vincent White (72 for 417), 1981
	5.7	Darrin Nelson (194 for 1105), 1977
	5.6	Harry Hugasian (90 for 504), 1949
	5.6	Vincent White (88 for 494), 1982
	5.6	Bubba Brown (88 for 492), 1968
		<i>Minimum 400 yards</i>
<b>Career</b>	5.9	Phil Moffatt (193 for 1139), 1929-31
	5.7	Darrin Nelson (730 for 4169), 1977-81
	5.3	Vincent White (321 for 1689), 1979-82
	5.2	Toby Gerhart (671 for 3522), 2006-09



Toby Gerhart

5.2	Bob White (234 for 1211), 1948-50
5.1	Stepfan Taylor (843 for 4300), 2009-12
5.0	Bubba Brown (215 for 1080), 1968-69
4.9	Anthony Bookman (540 for 2672), 1994-97
4.7	Glyn Milburn (481 for 2253), 1990-92
4.7	Anthony Kimble (415 for 1940), 2005-08

*Minimum 1,000 yards*

##### Rushing Touchdowns

<b>Game</b>	4	Darrin Nelson at Oregon State, 1981
	4	Tommy Vardell at Notre Dame, 1990
	4	Kerry Carter vs. USC, 2000
	4	Kerry Carter at Oregon, 2001
	4	Toby Gerhart vs. Washington State, 2008
	4	Toby Gerhart vs. California, 2009
	4	Stepfan Taylor vs. Arizona, 2010
<b>Season</b>	28	Toby Gerhart, 2009
	22	Tommy Vardell, 1991
	15	Phil Gerhart, 2008
	15	Stepfan Taylor, 2010
	14	Tommy Vardell, 1990
	13	Brad Muster, 1986
	13	Stepfan Taylor, 2012
	11	Skip Face, 1959
	11	Darrin Nelson, 1981
	10	Lloyd Merriman, 1946
	10	Stepfan Taylor, 2011
<b>Career</b>	40	Stepfan Taylor, 2009-12
	39	Tommy Vardell, 1988-91
	28	Brad Muster, 1984-87
	24	Darrin Nelson, 1977-81
	24	Kerry Carter, 1999-02
	21	Mike Mitchell, 1993-97
	19	Bobby Grayson, 1933-35
	18	Anthony Kimble, 2005-08
	17	Harry Hugasian, 1949-51
	17	Anthony Bookman, 1994-97

### Multiple 100-Yard Rushers in Same Game

Darrin Nelson (177) and Jim Brown (101) at California, 1978  
 Brad Muster (204) and Thomas Henley (102) at California, 1984  
 Tommy Vardell (114) and Glyn Milburn (106) vs. Colorado, 1991  
 Anthony Bookman (120) and Mike Mitchell (102) at Oregon State, 1997  
 Anthony Bookman (142) and Mike Mitchell (135) vs. Notre Dame, 1997  
 Anthony Bookman (150) and Mike Mitchell (109) vs. Oregon, 1997  
 Brian Allen (143) and Kenneth Tolon (100) at Arizona, 2001  
 Toby Gerhart (116) and Anthony Kimble (110) vs. Arizona, 2008  
 Stepfan Taylor (138) and Tyler Gaffney (117) vs. Washington, 2011



**100-Yard Games**

<b>Season</b>	11	Toby Gerhart, 2009
	8	Tommy Vardell, 1991
	8	Toby Gerhart, 2008
	8	Stepfan Taylor, 2012
	7	Stepfan Taylor, 2010
	6	Stepfan Taylor, 2011
	5	Darrin Nelson, 1978
	5	Darrin Nelson, 1980
	5	Brad Muster, 1986
	4	Anthony Bookman, 1997
	4	Anthony Bookman, 1995
	4	Brian Allen, 2001
<b>Career</b>	21	Stepfan Taylor, 2009-12
	20	Toby Gerhart, 2006-09
	16	Darrin Nelson, 1977-78; 80-81
	11	Anthony Bookman, 1994-97
	10	Brad Muster, 1984-87
	9	Mike Mitchell, 1993-97
	8	Glyn Milburn, 1990-92
	8	Tommy Vardell, 1988-91
	6	Brian Allen, 1998-01
	5	Anthony Kimble, 2005-08

**Consecutive 100-Yard Games**

<b>Season</b>	7	Toby Gerhart, 2009
	5	Stepfan Taylor, 2010
	4	Darrin Nelson, 1980
	4	Tommy Vardell (twice), 1991
	4	Toby Gerhart, 2008

**Longest Rush**

<b>Game</b>	96	Bill Rogers vs. Oregon State, 1952
-------------	----	------------------------------------

**Top Rushing Tandems**

<b>Season</b>	2225	Toby Gerhart (1871) and Andrew Luck (354), 2009
	1853	Toby Gerhart (1136) and Anthony Kimble (717), 2008
	1842	Tommy Vardell (1188) and Glyn Milburn (654), 1991
	1793	Stepfan Taylor (1530) and Kevin Hogan (263), 2012

**Most Rushing Yards by a Quarterback**

<b>Game</b>	129	Don Bunce vs. Washington St., 1969
<b>Season</b>	453	Andrew Luck, 2010
	362	Gene Washington, 1966
	354	Andrew Luck, 2009
	263	Kevin Hogan, 2012
	250	Don Bunce, 1971
	209	Jim Plunkett, 1970
	205	Randy Fasani, 2001
	194	Steve Thurlow, 1962
	193	Scott Frost, 1994
	186	Alex Loukas, 2008
<b>Career</b>	957	Andrew Luck, 2009-11
	481	Don Bunce, 1968-69, '71
	369	Jim Plunkett, 1968-70
	362	Gene Washington, 1966-68
	348	Randy Fasani, 1998-2001
	336	Alex Loukas, 2007-10
	299	Dave Lewis, 1964-66
	263	Kevin Hogan, 2012
	256	Scott Frost, 1993-94
	199	Trent Edwards, 2003-06
	199	Joe Borchard, 1998-99

**Passing****Pass Attempts**

<b>Game</b>	68	Steve Smith vs. Notre Dame, 1989
	63	John Elway at Ohio State, 1982
	59	Steve Stenstrom at Notre Dame, 1994
	59	T.C. Ostrander vs. UCLA, 2007
	56	John Paye at San Diego State, 1985
	55	Mike Boryla at Oregon, 1972
	54	Todd Husak vs. San Jose State, 1998
	53	Guy Benjamin at UCLA, 1976
	52	Steve Smith vs. San Jose State, 1989
	51	Mike Cordova at Penn State, 1974
	51	Steve Dils at Washington State, 1978
	51	John Elway at Washington, 1981
	51	Steve Stenstrom vs. California, 1993
<b>Season</b>	455	Steve Stenstrom, 1993
	447	Todd Husak, 1998
	419	Steve Dils, 1978
	405	John Elway, 1982
	405	John Paye, 1985
	404	Andrew Luck, 2011
	388	Jim Plunkett, 1970
	379	John Elway, 1980
	372	Andrew Luck, 2010
	366	John Elway, 1981
	366	Guy Benjamin, 1977
<b>Career</b>	1380	Steve Stenstrom, 1991-94
	1246	John Elway, 1979-82
	1198	John Paye, 1983-86
	1064	Andrew Luck, 2009-11
	992	Jim Plunkett, 1968-70
	908	Todd Husak, 1996-99
	867	Trent Edwards, 2003-06
	844	Guy Benjamin, 1974-77
	726	Chris Lewis, 2000-03
	708	Jason Palumbis, 1988-91

**Pass Completions**

<b>Game</b>	40	John Paye at San Diego State, 1985
	39	Steve Smith vs. Notre Dame, 1989
	37	Steve Stenstrom at Notre Dame, 1994
	35	Guy Benjamin at UCLA, 1976
	35	John Elway at Ohio State, 1982
	34	Dick Norman vs. California, 1959
	33	John Elway at Purdue, 1981
	33	Andrew Luck at Arizona St., 2010
	32	Steve Dils at Washington State, 1978
	32	Steve Dils vs. Oklahoma, 1978
<b>Season</b>	300	Steve Stenstrom, 1993
	288	Andrew Luck, 2011
	271	John Paye, 1985
	264	Steve Dils, 1978
	263	Andrew Luck, 2010
	262	John Elway, 1982
	248	John Elway, 1980
	234	Jason Palumbis, 1990
	233	Todd Husak, 1998
	231	Guy Benjamin, 1977
<b>Career</b>	866	Steve Stenstrom, 1991-94
	774	John Elway, 1979-82
	715	John Paye, 1983-86
	713	Andrew Luck, 2009-11
	550	Jim Plunkett, 1968-70




Andrew Luck

511	Guy Benjamin, 1974-77
488	Trent Edwards, 2003-06
483	Todd Husak, 1996-99
442	Jason Palumbis, 1988-91
401	Chad Hutchinson, 1996-97

**Passing Yards**

<b>Game</b>	450	Todd Husak vs. Oregon State, 1998
	430	Steve Dils at Washington State, 1978
	423	Andrew Luck at Arizona, 2009
	419	Todd Husak at UCLA, 1998
	418	John Elway at Purdue, 1981
	408	John Paye at Oregon, 1985
	408	Steve Stenstrom at UCLA, 1994
	407	John Elway at Ohio State, 1982
	407	Steve Stenstrom at Oregon, 1993
	407	Steve Stenstrom vs. Oregon State, 1993
<b>Season</b>	3627	Steve Stenstrom, 1993
	3517	Andrew Luck, 2011
	3338	Andrew Luck, 2010
	3242	John Elway, 1982
	3153	Steve Dils, 1978
	3092	Todd Husak, 1998
	2980	Jim Plunkett, 1970
	2946	Todd Husak, 1999
	2889	John Elway, 1980
	2822	Steve Stenstrom, 1994
<b>Career</b>	10,911	Steve Stenstrom, 1991-94
	9430	Andrew Luck, 2009-11
	9349	John Elway, 1979-82
	7809	Jim Plunkett, 1968-70
	7669	John Paye, 1983-86
	6834	Todd Husak, 1996-99
	6215	Guy Benjamin, 1974-77
	5443	Trent Edwards, 2003-06
	4954	Jason Palumbis, 1988-91
	4461	Chad Hutchinson, 1996-97



**Jim Plunkett**

### Completion Percentage

<b>Season</b>	.713	Andrew Luck (288-404), 2011
	.707	Andrew Luck (263-372), 2010
	.686	Jason Palumbis (234-341), 1990
	.670	Turk Schonert (148-221), 1979
	.669	John Paye (271-405), 1985
	.659	Steve Stenstrom (300-455), 1993
	.654	John Elway (248-379), 1980
	.652	Steve Stenstrom (217-333), 1994
	.647	John Elway (262-405), 1982
	.631	Guy Benjamin (231-366), 1977
		<i>Minimum 180 attempts</i>
<b>Career</b>	.670	Andrew Luck (425-660), 2009-11
	.631	Steve Dils (291-461), 1977-78
	.628	Steve Stenstrom (866-1380), 1991-94
	.624	Jason Palumbis (442-708), 1988-91
	.621	John Elway (774-1246), 1979-82
	.612	Chad Hutchinson (401-655), 1996-97
	.605	Guy Benjamin (511-844), 1974-77
	.597	John Paye (715-1198), 1983-86
	.569	Mark Butterfield (234-411), 1992-95
	.568	Brian Johnson (279-491), 1987-89
		<i>Minimum 300 attempts</i>

### Passing Efficiency

<b>Season</b>	170.2	Andrew Luck (263-372, 3338 yds, 8 Int., 32 TD), 2010
	169.7	Andrew Luck (288-404, 3517 yds, 10 Int., 37 TD), 2011
	163.2	Turk Schonert (148-221, 1927 yds, 6 Int., 19 TD), 1979
	150.2	Steve Stenstrom (119-197, 1683 yds, 7 Int., 15 TD), 1991
	148.6	Steve Stenstrom (217-333, 2822 yds, 6 Int., 16 TD), 1994
	147.2	John Elway (248-379, 2889 yds, 11 Int., 27 TD), 1980

	146.8	Randy Fasani (86-167, 1479 yds, 4 Int., 13 TD), 2001
	146.3	Steve Stenstrom (300-455, 3627 yds, 14 Int., 27 TD), 1993
	145.6	John Elway (262-405, 3242 yds, 12 Int., 24 TD), 1982
	143.5	Andrew Luck (162-288, 2575 yds, 4 Int., 13 TD), 2009
	142.2	Bobby Garrett (118-205, 1637 yds, 10 Int., 17 TD), 1953
	141.6	Steve Stenstrom (135-229, 1853 yds, 8 Int., 15 TD), 1991
		<i>Minimum 180 attempts</i>

<b>Career</b>	162.8	Andrew Luck (713-1064, 9430 yds, 22 Int., 82 TD), 2009-11
	141.4	Steve Stenstrom (866-1380, 10911 yds, 38 Int., 74 TD), 1991-94
	139.3	John Elway (774-1246, 9349 yds, 39 Int., 77 TD), 1979-82
	138.8	Steve Dils (291-461, 3488 yds, 15 Int., 26 TD), 1977-78
	133.0	Randy Fasani (199-390, 3088 yds, 11 Int., 25 TD), 1999-01
	131.0	Guy Benjamin (511-844, 6215 yds, 43 Int., 48 TD), 1974-77
	129.5	Jim Plunkett (550-992, 7809 yds, 48 Int., 53 TD), 1968-70
	127.6	Mark Butterfield (234-411, 2997 yds, 12 Int., 19 TD), 1992-95
	126.0	Todd Husak (483-908, 6834 yds, 24 Int., 41 TD), 1996-99
	124.4	Jason Palumbis (442-708, 4954 yds, 20 Int., 19 TD), 1988-91
		<i>Minimum 300 attempts</i>


### Touchdown Passes

<b>Game</b>	6	John Elway vs. Oregon State, 1980
	5	Mike Boryla vs. Washington State, 1973
	5	Steve Dils at Washington State, 1978
	5	John Elway at Washington State, 1980
	5	John Elway vs. Oregon State, 1982
	5	Steve Stenstrom vs. Colorado, 1993
	5	Joe Borchard vs. UCLA, 1999
	4	Jim Plunkett vs. San Jose State, 1968
	4	Jim Plunkett at Purdue, 1969
	4	Jim Plunkett at Washington, 1969
	4	Mike Cordova vs. Army, 1975
	4	John Elway at Purdue, 1982
	4	Steve Stenstrom vs. San Jose State, 1994
	4	Mark Butterfield vs. UCLA, 1995
	4	Chad Hutchinson vs. Oregon, 1997
	4	Todd Husak at Arizona State, 1999
	4	Randy Fasani vs. San Jose State, 2000
	4	Randy Fasani vs. Boston College, 2001
	4	Randy Fasani vs. Arizona State, 2001
	4	Chris Lewis vs. California, 2001
	4	Trent Edwards at San Jose State, 2006
	4	Andrew Luck vs. Sacramento St., 2010
	4	Andrew Luck vs. Wake Forest, 2010
	4	Andrew Luck vs. Oregon St., 2010
	4	Andrew Luck vs. Virginia Tech, 2011
	4	Andrew Luck at Duke, 2011
	4	Andrew Luck at Washington St., 2011
	4	Andrew Luck vs. Notre Dame, 2011

<b>Season</b>	37	Andrew Luck, 2011
	32	Andrew Luck, 2010
	27	John Elway, 1980
	27	Steve Stenstrom, 1993
	25	Steve Dils, 1978
	24	John Elway, 1982
	22	Guy Benjamin, 1977
	20	Jim Plunkett, 1969
	20	John Elway, 1981
	19	Jim Plunkett, 1970
	19	Turk Schonert, 1979
	19	Mark Butterfield, 1995
<b>Career</b>	82	Andrew Luck, 2009-11
	77	John Elway, 1979-82
	74	Steve Stenstrom, 1991-94
	53	Jim Plunkett, 1968-70
	48	Guy Benjamin, 1974-77
	41	Todd Husak, 1996-99
	38	John Paye, 1983-86
	36	Trent Edwards, 2003-06
	34	Chris Lewis, 2000-03
	31	Mike Boryla, 1970-73

### 300-Yard Games

<b>Season</b>	8	Steve Stenstrom, 1993
	6	John Elway, 1982
	5	Steve Stenstrom, 1994
	5	Todd Husak, 1999
	5	Andrew Luck, 2011
	4	Todd Husak, 1998
	3	Jim Plunkett, 1969
	3	John Elway, 1981
	3	John Paye, 1985
	3	Jason Palumbis, 1990
	3	Mark Butterfield, 1995
	3	Andrew Luck, 2010



**Steve Stenstrom**

<b>Career</b>	15	Steve Stenstrom, 1991-94
	10	John Elway, 1979-82
	9	Todd Husak, 1996-99
	9	Andrew Luck, 2009-11
	6	John Paye, 1983-86
	4	Jim Plunkett, 1968-70
	3	Guy Benjamin, 1974-77
	3	Jason Palumbis, 1988-91
	3	Mark Butterfield, 1992-95

**Most Interceptions**

<b>Game</b>	5	Jim Plunkett vs. Purdue, 1970
	5	John Elway vs. San Jose St., 1981
<b>Season</b>	20	Mike Boryla, 1972
<b>Career</b>	48	Jim Plunkett, 1968-70

**Longest Pass Play**

<b>Game</b>	98	Joe Borchard to Troy Walters (TD) vs. UCLA, 1999
-------------	----	--

**Receiving**

**Pass Receptions**

<b>Game</b>	14	Eric Cross at Hawaii, 1972
	14	Vincent White at UCLA, 1982
	14	Brad Muster at Oregon, 1985
	14	Jim Price at Notre Dame, 1989
	13	Gene Washington at UCLA, 1968
	13	Darrin Nelson vs. Ohio State, 1981
	13	Troy Walters vs. Oregon, 1997
	13	DeRonnie Pitts vs. USC, 2000
	12	Chris Burford vs. California, 1959
	12	James Lofton at Washington, 1977
	12	Vincent White at Purdue, 1981
	12	Brad Muster vs. Oregon State, 1985
	12	Brad Muster at Arizona State, 1985
	12	Brian Morris vs. UCLA, 1985
	12	Mark Harris at Oregon, 1993
	12	Luke Powell vs. San Jose State, 2003
	12	Mark Bradford at Washington State, 2007
<b>Season</b>	86	Troy Walters, 1997
	78	Brad Muster, 1985
	77	Troy Walters, 1999
	77	DeRonnie Pitts, 2000
	74	DeRonnie Pitts, 1998
	71	Gene Washington, 1968
	71	Chris Walsh, 1991
	69	Zach Ertz, 2012
	68	Vincent White, 1982
	67	Darrin Nelson, 1981
	67	Justin Armour, 1994
<b>Career</b>	248	Troy Walters, 1996-99
	228	DeRonnie Pitts, 1997-2000
	223	Darrin Nelson, 1977-78; 80-81
	198	Brad Muster, 1984-87
	169	Mark Bradford, 2003-07
	162	Vincent White, 1979-82
	158	Jeff James, 1984-87
	156	Justin Armour, 1991-94
	146	Ken Margerum, 1977-80
	146	Ed McCaffrey, 1986-87; 89-90
	146	Chris Walsh, 1988-91
	146	Glyn Milburn, 1990-92
	146	Brian Manning, 1993-96

**Receiving Yards**


<b>Game</b>	278	Troy Walters vs. UCLA, 1999
	237	Darrin Nelson vs. Arizona State, 1981
	220	Justin Armour at UCLA, 1994
	209	Troy Walters at USC, 1997
	192	Troy Walters at UCLA, 1998
	192	James Lofton at Washington, 1977
	189	Mark Harris at Oregon, 1993
	187	Mark Harris at USC, 1995
	186	Troy Walters vs. San Jose State, 1999
	185	Mark Bradford vs. Arizona State, 2005
<b>Season</b>	1508	Troy Walters, 1999
	1206	Troy Walters, 1997
	1117	Gene Washington, 1968
	1092	Justin Armour, 1994
	1029	Ken Margerum, 1978
	1021	Mark Harris, 1995
	1012	DeRonnie Pitts, 1998
	1010	James Lofton, 1977
	995	Chris Walsh, 1991
	934	DeRonnie Pitts, 1999
<b>Career</b>	4047	Troy Walters, 1996-99
	3023	DeRonnie Pitts, 1997-00
	2517	Ken Margerum, 1977-80
	2491	Justin Armour, 1991-94
	2469	Darrin Nelson, 1977-78; 80-81
	2431	Mark Bradford, 2003-07
	2365	Brian Manning, 1993-96
	2333	Ed McCaffrey, 1986-87; 89-90
	2306	Jeff James, 1984-87
	2270	Emile Harry, 1981-84

**Yards Per Catch**

<b>Game</b>	64.5	Bob Blunt (2-129) vs. San Jose St., 1965
<b>Season</b>	21.2	Miles Moore (41-868), 1971
	19.7	Randy Vataha (35-691), 1969
	19.6	Troy Walters (77-1508), 1999
	19.6	Luke Powell (45-884), 2001
	19.6	Coby Fleener (34-667), 2011
	19.5	Brian Manning (46-899), 1994
	19.4	Mike Tolliver (33-639), 1981
	19.3	Emile Harry (25-482), 1984
	19.0	Jon Pinckney (23-436), 1989
	18.8	Emile Harry (44-829), 1983
<b>Career</b>	21.1	Bob Blunt (35-738), 1964-66
	18.9	Miles Moore (68-1285), 1971-72
	18.5	Emile Harry (123-2270), 1981-84
	18.2	Eric Mullins (41-747), 1980-83
	18.0	James Lofton (72-1295), 1975-77
	17.8	Randy Vataha (89-1586), 1969-70
	17.2	Ken Margerum (146-2517), 1977-80
	17.1	Jack Lasater (67-1144), 1968-70
	16.9	Walter Batson (50-843), 1987-90
	16.5	Richard Sherman (81-1340), 2006-10

**Touchdown Receptions**

<b>Game</b>	4	Ken Margerum vs. Oregon State, 1980
<b>Season</b>	14	James Lofton, 1977
	11	Ken Margerum, 1978
	11	Ken Margerum, 1980
	10	Ken Margerum, 1979
	10	Troy Walters, 1999
	10	Coby Fleener, 2011



Ken Margerum

<b>Game</b>	9	Eric Cross, 1972
	9	Doug Baldwin, 2010
	8	Gene Washington, 1968
	8	Tony Hill, 1976
	8	Vincent White, 1982
	8	Jeff James, 1986
	8	Ed McCaffrey, 1990
	8	Troy Walters, 1997
	8	DeRonnie Pitts, 1999
	8	DeRonnie Pitts, 2000
	8	Teyo Johnson, 2001
	8	Teyo Johnson, 2002
<b>Career</b>	32	Ken Margerum, 1977-80
	26	Troy Walters, 1996-99
	24	DeRonnie Pitts, 1997-00
	20	Justin Armour, 1991-94
	18	Tony Hill, 1973-76
	18	Vincent White, 1979-82
	18	Coby Fleener, 2008-11
	18	James Lofton, 1975-77
	18	Darrin Nelson, 1977-78; 80-81
	16	Jeff James, 1979-82
	16	Teyo Johnson, 2001-02

**100-Yard Receiving Games**

<b>Season</b>	7	Gene Washington, 1968
	7	Troy Walters, 1999
	6	Troy Walters, 1997
	5	Randy Vataha, 1970
	5	Miles Moore, 1971
	5	Ed McCaffrey, 1990
	5	Justin Armour, 1994
	5	Troy Walters, 1998
	4	James Lofton, 1977
	4	Emile Harry, 1983
	4	Chris Walsh, 1991
	4	DeRonnie Pitts, 1998
	4	Luke Powell, 2001



**Darrin Nelson**

<b>Career</b>	19	Troy Walters, 1996-99
	10	DeRonnie Pitts, 1997-00
	8	Ed McCaffrey, 1986-90
	8	Justin Armour, 1991-94
	8	Mark Bradford, 2003-07
	7	Gene Washington, 1966-68
	7	Randy Vataha, 1969-70
	7	Emile Harry, 1981-84
	7	Luke Powell, 2000-03
	6	Ken Margerum, 1977-80
	6	Vincent White, 1979-82
	6	Jeff James, 1984-87
	6	Brad Muster, 1984-87

### Longest Reception

<b>Game</b>	98	Troy Walters from Joe Borcard (TD) vs. UCLA, 1999
-------------	----	---

### Total Offense

#### Total Offense Attempts

<b>Game</b>	69	Steve Smith (68 pass, 1 rush) vs. Notre Dame, 1989
<b>Season</b>	512	Steve Stenstrom (455 pass, 57 rush), 1993
<b>Career</b>	1610	Steve Stenstrom (1380 pass, 230 rush), 1991-94

#### Total Offense Yards

<b>Game</b>	447	Todd Husak vs. Oregon State, 1998
-------------	-----	-----------------------------------

	443	Andrew Luck at Arizona, 2009
	438	Steve Dils at Washington State, 1978
	428	Todd Husak at UCLA, 1998
	418	John Elway at Ohio State, 1982
	418	John Paye at San Diego St., 1985
	416	Jim Plunkett at Purdue, 1969
	413	John Paye at Oregon, 1985
	413	Steve Stenstrom vs. Oregon St., 1993
	410	John Elway at Purdue, 1981
<b>Season</b>	3791	Andrew Luck, 2010
	3667	Andrew Luck, 2011
	3398	Steve Stenstrom, 1993
	3189	Jim Plunkett, 1970
	3104	John Elway, 1982
	3033	Steve Dils, 1978
	3026	Todd Husak, 1998
	2939	John Elway, 1980
	2931	Todd Husak, 1999
	2929	Andrew Luck, 2009
<b>Career</b>	10,387	Andrew Luck, 2009-11
	10,179	Steve Stenstrom, 1991-94
	9070	John Elway, 1979-82
	8178	Jim Plunkett, 1968-70
	7539	John Paye, 1983-86
	6680	Todd Husak, 1996-99
	6043	Guy Benjamin, 1974-77
	5642	Trent Edwards, 2003-06
	4701	Jason Palumbis, 1988-91
	4432	Chris Lewis, 2000-03

### Scoring

#### Points

<b>Game</b>	30	Darrin Nelson (5 TDs) at Oregon State, 1981
<b>Season</b>	172	Toby Gerhart, 2009
	132	Tommy Vardell, 1991
	112	Nate Whitaker, 2010
	101	Nate Whitaker, 2009

	100	Skip Face, 1959
	96	Darrin Nelson, 1981
	96	Brad Muster, 1986
	96	Stepfan Taylor, 2010
	96	Jordan Williamson, 2012
	94	Mike Biselli, 1999
<b>Career</b>	289	Eric Abrams, 1992-95
	270	Stepfan Taylor, 2009-12
	268	Toby Gerhart, 2006-09
	256	Darrin Nelson, 1977-81
	254	John Hopkins, 1987-90
	252	Mark Harmon, 1981-84
	247	Ken Naber, 1977-80
	239	Michael Sgroi, 2002-05
	236	Tommy Vardell, 1988-91
	225	Mike Biselli, 1998-01

### Touchdowns

<b>Game</b>	5	Darrin Nelson at Oregon State, 1981
<b>Season</b>	28	Toby Gerhart, 2009
	22	Tommy Vardell, 1991
	16	Darrin Nelson, 1981
	16	Brad Muster, 1986
	16	Stepfan Taylor, 2010
	15	Vincent White, 1982
	15	Toby Gerhart, 2008
	15	Stepfan Taylor, 2012
	14	Tommy Vardell, 1990
	14	Glyn Milburn, 1992
	14	James Lofton, 1977
<b>Career</b>	45	Stepfan Taylor, 2009-12
	44	Toby Gerhart, 2006-09
	42	Darrin Nelson, 1977-81
	39	Tommy Vardell, 1988-91
	36	Brad Muster, 1984-87
	32	Ken Margerum, 1977-80
	31	Vincent White, 1979-80
	29	Troy Walters, 1996-99
	26	Kerry Carter, 1999-2002
	25	Glyn Milburn, 1990-92



**Chris Owusu**

**Field Goals**

**Field Goals Made**

<b>Game</b>	5	John Hopkins at California, 1990
	5	Nate Whitaker at Notre Dame, 2010
<b>Season</b>	19	John Hopkins, 1988
	18	Rod Garcia, 1973
	18	John Hopkins, 1989
	17	Eric Abrams, 1992
	17	Nate Whitaker, 2010
	17	Jordan Williamson, 2012
	16	Rod Garcia, 1971
	16	Eric Abrams, 1995
	16	Michael Sgroi, 2004
	16	Nate Whitaker, 2009
<b>Career</b>	59	John Hopkins, 1987-90
	53	Eric Abrams, 1992-95
	50	Mark Harmon, 1981-84
	47	Michael Sgroi, 2002-05
	44	Rod Garcia, 1971-73
	41	Ken Naber, 1977-80
	34	Mike Biselli, 1998-01
	33	Nate Whitaker, 2009-10
	30	Jordan Williamson, 2011-12
	28	Kevin Miller, 1995-98



John Hopkins

**Field Goal Attempts**

<b>Game</b>	6	John Hopkins (made 5) at California, 1990
	5	Nate Whitaker (made 5) at Notre Dame, 2010
	5	Rod Garcia (made 0) vs. San Jose St., 1971
<b>Season</b>	31	Rod Garcia (made 16), 1971
	31	John Hopkins (made 18), 1989
	29	Rod Garcia (made 18), 1973
	27	Mike Michel (made 12), 1976
	27	Derek Belch (made 15), 2007
	27	Jordan Williamson (made 17), 2012
	26	Mike Langford (made 15), 1974
	24	Rod Garcia (made 10), 1972
	24	John Hopkins (made 19), 1988
	24	Michael Sgroi (made 16), 2004
<b>Career</b>	88	John Hopkins (made 59), 1987-90
	84	Rod Garcia (made 44), 1971-73
	76	Eric Abrams (made 53), 1992-95
	75	Michael Sgroi (made 47), 2002-05
	71	Ken Naber (made 41), 1977-80
	70	Mark Harmon (made 50), 1981-84
	50	Steve Horowitz (made 23), 1968-70
	49	Mike Biselli (made 34), 1998-01
	48	Kevin Miller (made 28), 1995-98
	46	Jordan Williamson (made 30), 2011-12

**Field Goal Percentage**

<b>Season</b>	.895	Nate Whitaker (17-19), 2010
	.857	Mark Harmon (12-14), 1981
	.842	Eric Abrams (16-19), 1995
	.824	Aaron Zagory (14-17), 2008
	.810	Eric Abrams (17-21), 1992
	.792	John Hopkins (19-24), 1988
	.789	Mike Biselli (15-19), 1999
	.778	Mark Harmon (14-18), 1984
	.727	Nate Whitaker (16-22), 2009

<b>Career</b>	.700	Mark Harmon (14-20), 1982
	.805	Nate Whitaker (33-41), 2009-10
	.733	Aaron Zagory (22-30), 2005-08
	.714	Mark Harmon (50-70), 1981-84
	.697	Eric Abrams (53-76), 1992-95
	.694	Mike Biselli (34-49), 1998-01
	.670	John Hopkins (59-88), 1987-90
	.652	Jordan Williamson (30-46), 2011-12
	.627	Michael Sgroi (47-75), 2002-05
	.583	Kevin Miller (28-48), 1995-98
	.577	Ken Naber (41-71), 1977-80
		Min. 20 attempts

**Longest Field Goal Made**

<b>Game</b>	59	Rod Garcia at USC, 1973
	59	Mark Harmon at Purdue, 1981

**Extra Points**

**Extra Points (PATs) Made**

<b>Game</b>	9	Gary Kerkorian vs. Idaho, 1949
	9	Mark Harmon at Oregon State, 1981
<b>Season</b>	61	Nate Whitaker (66 attempts), 2010
	54	Jordan Williamson (56 attempts), 2011
	53	Nate Whitaker (53 attempts), 2009
	49	Mike Biselli (52 attempts), 1999
	48	Mike Biselli (50 attempts), 2001
	45	Jordan Williamson (46 attempts), 2012
	42	Aaron Mills (42 attempts), 1991
	41	Steve Horowitz (43 attempts), 1969
	36	Mark Harmon (37 attempts), 1982
	36	Steve Horowitz (41 attempts), 1970
<b>Career</b>	130	Eric Abrams (136 attempts), 1992-95
	123	Mike Biselli (131 attempts), 1998-01
	122	Ken Naber (134 attempts), 1977-80
	114	Nate Whitaker (119 attempts), 2009-10
	102	Mark Harmon (106 attempts), 1981-84

99	Jordan Williamson (102 attempts), 2011-12
98	Michael Sgroi (101 attempts), 2002-05
89	Steve Horowitz (100 attempts), 1968-70
87	Gary Kerkorian (101 attempts), 1949-51
77	John Hopkins (80 attempts), 1987-90

**Extra Point Percentage**

<b>Season</b>	1.000	Mark Harmon (13-13), 1983
	1.000	John Hopkins (25-25), 1988
	1.000	John Hopkins (15-15), 1989
	1.000	Aaron Mills (42-42), 1991
	1.000	Michael Sgroi (32-32), 2005
	1.000	Derek Belch (26-26), 2007
	1.000	Nate Whitaker (53-53), 2009
	1.000	Bill Shoemaker (18-18), 1968
	1.000	Braden Beck (12-12), 1963
<b>Career</b>	1.000	Aaron Mills (50-50), 1991-94
	1.000	Derek Belch (26-26), 2004-07
	.971	Jordan Williamson (99-102), 2011-12
	.970	Michael Sgroi (98-101), 2002-05
	.963	John Hopkins (77-80), 1987-90
	.962	Mark Harmon (102-106), 1981-84
	.959	David Sweeney (71-74), 1984-87
	.958	Nate Whitaker (114-119), 2009-10
	.956	Eric Abrams (130-136), 1992-95
	.948	Kevin Miller (73-77), 1995-98

**Consecutive Extra Points**

<b>Career</b>	71	John Hopkins (last 14 in '87; all 25 in '88; all 15 in '89; first 17 in '90), 1987-90
	66	Nate Whitaker (all 53 in 2009, first 13 in 2010), 2009-10



Nate Whitaker

### Punt Returns

#### Punt Returns

<b>Game</b>	13	Phil Moffatt vs. Dartmouth, 1930
<b>Season</b>	41	Phil Moffatt, 1930
	36	Luke Powell, 2003
	34	Alan Grant, 1989
	34	Glyn Milburn, 1992
	32	Thomas Henley, 1986
	30	Alan Grant, 1988
	30	Troy Walters, 1997
	29	Eric Cross, 1970
	29	Ray Anderson, 1974
	29	Troy Walters, 1996
<b>Career</b>	93	Alan Grant, 1986-89
	91	Troy Walters, 1996-99
	85	Luke Powell, 2000-03
	81	Glyn Milburn, 1990-92
	72	Phil Moffatt, 1929-31
	71	Drew Terrell, 2009-12
	70	Eric Cross, 1970-72
	50	Darrin Nelson, 1977-78; 80-81

#### Punt Return Yards

<b>Game</b>	139	Ozzie Grenardo (4 returns) vs. Cornell, 1991
<b>Season</b>	589	Glyn Milburn (34 returns), 1992
	472	Phil Moffatt (41 returns), 1930
	446	Alan Grant (27 returns), 1987
	424	Troy Walters (30 returns), 1997
	389	Thomas Henley (32 returns), 1986
	358	Eric Cross (29 returns), 1970
	332	Troy Walters (29 returns), 1996

	325	Luke Powell (36 returns), 2003
	308	Luke Powell (21 returns), 2001
	299	Craig Zaltosky (21 returns), 1973
<b>Career</b>	1079	Glyn Milburn (81 returns), 1990-92
	974	Troy Walters (91 returns), 1996-99
	894	Alan Grant (93 returns), 1986-89
	882	Luke Powell (85 returns), 2000-03
	797	Drew Terrell (71 returns), 2009-12
	718	Phil Moffatt (72 returns), 1929-31
	663	Eric Cross (70 returns), 1970-72
	469	Darrin Nelson (50 returns), 1977-78; 80-81
	466	Thomas Henley (38 returns), 1983-86

#### Punt Return Average

<b>Game</b>	34.8	Ozzie Grenardo (4-139) vs. Cornell, 1991
<b>Season</b>	17.3	Glyn Milburn (34-589), 1992
	16.5	Alan Grant (27-446), 1987
	14.7	Luke Powell (21-308), 2001
	14.2	Craig Zaltosky (21-299), 1973
	14.1	Troy Walters (30-424), 1997
	12.7	Darrin Nelson (20-254), 1978
	12.3	Eric Cross (29-353), 1970
	12.2	Thomas Henley (32-389), 1986
	12.2	Drew Terrell (18-219), 2010
	12.1	Drew Terrell (24-291), 2012
<b>Career</b>	14.7	Randy Vataha (15-220), 1969-70
	13.3	Glyn Milburn (81-1079), 1990-92
	12.3	Thomas Henley (38-466), 1983-86
	12.2	Craig Zaltosky (32-391), 1972-73
	11.2	Drew Terrell (71-797), 2009-12
	10.7	Troy Walters (91-974), 1996-99
	10.4	Luke Powell (85-882), 2000-03
	10.2	Craig Ritchey (28-286), 1963-65
	10.1	Gordy Young (17-171), 1954-56
	10.1	Mark Marquess (22-222), 1966-68

### Kickoff Returns

#### Kickoff Returns

<b>Game</b>	8	Mike Dotterer vs. Arizona State, 1981
<b>Season</b>	37	Chris Owusu, 2009
	36	Ryan Wells, 2002
	29	Vincent White, 1980
	28	Ray Anderson, 1974
	27	Kevin T. Scott, 1988
	27	Ty Montgomery, 2011
	25	Ray Anderson, 1975
	25	Ken Williams, 1982
	25	Mike Mitchell, 1993
	24	Vincent White, 1979
	24	Mike Dotterer, 1981
	24	Kevin T. Scott, 1989
	24	Glyn Milburn, 1990
<b>Career</b>	95	Ryan Wells, 1992-02
	78	Chris Owusu, 2008-11
	76	Damon Dunn, 1994-97
	66	Ray Anderson, 1973-75
	62	Kevin T. Scott, 1987-90
	53	Vincent White, 1979-82
	54	Glyn Milburn, 1990-92
	52	T.J. Rushing, 2002-05
	46	Kevin B. Scott, 1983-86
	49	Thomas Henley, 1983-86
	43	Marlon Evans, 1992-96

#### Kickoff Return Yards

<b>Game</b>	201	Mike Dotterer (8 returns) vs. Arizona State, 1981
<b>Season</b>	1167	Chris Owusu (37 returns), 2009
	715	Ryan Wells (36 returns), 2002
	680	Ty Montgomery (27 returns), 2011
	656	Damon Dunn (22 returns), 1995
	653	T.J. Rushing (23 returns), 2004
	603	Vincent White (29 returns), 1980
	596	Kevin T. Scott (27 returns), 1988
	594	Glyn Milburn (24 returns), 1990
	584	Mike Dotterer (24 returns), 1981
	579	Ray Anderson (28 returns), 1974
	579	Mike Mitchell (25 returns), 1993
<b>Career</b>	2132	Chris Owusu (78 returns), 2008-11
	2071	Ryan Wells (95 returns), 1999-02
	2067	Damon Dunn (76 returns), 1994-97
	1409	T.J. Rushing (52 returns), 2002-05
	1356	Ray Anderson (66 returns), 1973-75
	1256	Glyn Milburn (54 returns), 1990-92
	1238	Kevin T. Scott (62 returns), 1987-90
	1121	Vincent White (53 returns), 1979-82
	1000	Thomas Henley (49 returns), 1983-86
	1106	Kevin B. Scott (46 returns), 1983-86

#### Kickoff Return Average

<b>Game</b>	99.0	T.J. Rushing (1 for 99) vs. BYU, 2004
<b>Season</b>	33.9	Ron Inge (12-407), 1973
	31.5	Chris Owusu (37-1167), 2009
	29.8	Damon Dunn (22-656), 1995
	29.1	Reggie Sanderson (13-378), 1972
	28.4	T.J. Rushing (23-653), 2004
	27.4	T.J. Rushing (21-575), 2005
	27.3	Kevin B. Scott (12-327), 1986
	27.2	Marlon Evans (19-517), 1995
	27.1	Damon Dunn (16-433), 1996
	27.0	Damon Dunn (21-566), 1997
		<i>Min. 12 returns</i>
<b>Career</b>	27.8	Ron Inge (28-779), 1973-76
	27.3	Chris Owusu (78-2132), 2008-11
	27.2	Damon Dunn (76-2067), 1994-97
	27.1	T.J. Rushing (52-1409), 2002-05
	25.6	Ty Montgomery (38-973), 2011-12
	25.2	Doug Baldwin (28-706), 2007-10
	24.0	Kevin B. Scott (46-1106), 1983-86
	23.3	Glyn Milburn (54-1256), 1990-92
	23.2	Mike Dotterer (29-672), 1979-82
	22.9	Reggie Sanderson (36-824), 1970-72
		<i>Min. 20 returns</i>

#### Kickoff Returns for Touchdowns


<b>Game</b>	1	by many players; last by Ty Montgomery at Washington St., 2011
<b>Season</b>	3	Chris Owusu, 2009
<b>Career</b>	3	Damon Dunn, 1994-97
	3	T.J. Rushing, 2002-05
	3	Chris Owusu, 2008-11

#### Opening Kickoff Returns for a Touchdown

<b>Game</b>	1	Chris Owusu, twice; vs. San Jose State (2009) and Washington (2009)
-------------	---	---



T. J. Rushing



Glyn Milburn

**Longest Kickoff Return for a Touchdown**

<b>Game</b>	100	Bob Bryan vs. San Francisco, 1950
	100	Damon Dunn at Arizona State, 1994

**All-Purpose Yards**

<b>Game</b>	379	Glyn Milburn at California (196 rush, 66 rec., -6 PR, 123 KOR), 1990
<b>Season</b>	2234	Glyn Milburn (870 rush, 459 receiving, 589 PR, 316 KOR), 1992
	2222	Glyn Milburn (729 rush, 632 receiving, 267 PR, 594 KOR), 1990
	2028	Toby Gerhart (1871 rush, 157 receiving), 2009
	1998	Darrin Nelson (1014 rush, 846 receiving, 138 PR), 1981
	1929	Troy Walters (6 rush, 1508 receiving, 131 PR, 284 KOR), 1999
	1915	Chris Owusu (66 rush, 682 receiving, 1167 KOR), 2009
	1898	Darrin Nelson (1161 rush, 470 receiving, 254 PR, 13 KOR), 1978
	1817	Stepfan Taylor (1530 rush, 287 receiving), 2012
	1783	Darrin Nelson (1105 rush, 601 receiving, 77 PR), 1977
	1741	Brad Muster (1123 rush, 618 receiving), 1986
<b>Career</b>	7120	Darrin Nelson (4169 rush, 2469 receiving, 469 PR, 13 KOR), 1977-78; 80-81
	6146	Glyn Milburn (2253 rush, 1558 receiving, 1079 PR, 1256 KOR), 1990-92
	5515	Troy Walters (5 rush, 4047 receiving, 974 PR, 489 KOR), 1996-99
	5095	Stepfan Taylor (4300 rush, 778 receiving, 17 KOR), 2009-12

4747	Brad Muster (3010 rush, 1722 receiving, 15 KOR), 1984-87
4662	Vincent White (1689 rush, 1722 receiving, 130 PR, 1121 KOR), 1979-82
4072	Anthony Bookman (2672 rush, 561 receiving, 210 PR, 629 KOR), 1994-97
3917	Toby Gerhart (3522 rush, 395 receiving), 2006-09
3842	Chris Owusu (176 rush, 1534 receiving, 2132 KOR), 2008-11
3834	Mike Mitchell (2550 rush, 653 receiving, 631 KOR), 1993-97

**Punting****Punts**

<b>Game</b>	16	Ernie Nevers vs. USC, 1923
<b>Season</b>	89	Paul Stonehouse, 1992
	86	Eric Johnson, 2003
	78	Jay Ottovegio, 2007
	71	Dave Ottmar, 1972
	71	Tom Lynn, 1974
	71	Kevin Miller, 1998
	68	Kevin Miller, 1996
	68	Sean Tolpinrud, 1999
	67	Jay Ottovegio, 2005
	66	Mike Michel, 1976
	66	Tripp Hardin, 1983
	66	Jay Ottovegio, 2004
	66	Daniel Zychlinski, 2012
<b>Career</b>	272	Jay Ottovegio, 2004-07
	257	Kevin Miller, 1995-98
	253	Paul Stonehouse, 1989-92
	224	Eric Johnson, 2000-03
	197	Doug Robison, 1984-87
	142	Ken Naber, 1977-80
	128	David Green, 2008-11
	124	Dave Ottmar, 1972-73
	115	Dave Lewis, 1964-66
	114	Tripp Hardin, 1982-83

**Punting Yardage**


<b>Game</b>	565	Ernie Nevers (12 punts) at USC, 1925
<b>Season</b>	3724	Paul Stonehouse (89), 1992
	3687	Eric Johnson (86), 2003
	3215	Jay Ottovegio (78), 2007
	2846	Daniel Zychlinski, 2012
	2826	Kevin Miller (71), 1998
	2765	Tripp Hardin (66), 1983
	2650	Kevin Miller (68), 1996
	2744	Dave Ottmar (71), 1972
	2728	Jay Ottovegio (66), 2004
	2723	Jay Ottovegio (67), 2005
<b>Career</b>	11,083	Jay Ottovegio (272), 2004-07
	10,336	Kevin Miller (257), 1995-98
	9933	Paul Stonehouse (253), 1989-92
	8926	Eric Johnson (224), 2000-03
	8210	Doug Robison (197), 1984-87
	5851	Ken Naber (142), 1977-80
	5237	David Green (128), 2008-11
	4943	Dave Ottmar (124), 1972-73
	4879	Dave Lewis (115), 1964-66
	4670	Tripp Hardin (114), 1982-83

**Punting Average**

<b>Season</b>	45.7	Doug Robison (44-2011), 1987
	44.9	Dave Lewis (29-1302), 1965
	43.7	Dave Lewis (34-1487), 1964
	43.3	Kevin Miller (59-2556), 1997
	43.1	Daniel Zychlinski (66-2846), 2012
	42.9	Eric Johnson (86-3687), 2003
	42.4	Ken Naber (62-2628), 1979
	42.2	Aaron Mills (63-2661), 1993
	41.9	Tripp Hardin (66-2765), 1983
	41.8	Norm Standlee (28-1171), 1940
	41.8	Doug Robison (62-2589), 1986
	41.8	Paul Stonehouse (89-3724), 1992
	41.8	Daniel Zychlinski (24-1003), 2010
<b>Career</b>	42.4	Dave Lewis (115-4879), 1964-66
	42.2	Daniel Zychlinski (97-4096), 2009-12
	41.7	Doug Robison (197-8210), 1984-87
	41.5	Aaron Mills (110-4570), 1993-94
	41.2	Ken Naber (142-5851), 1977-80
	41.0	Tripp Hardin (114-4670), 1982-83
	40.9	David Green (128-5237), 2008-11
	40.7	Jay Ottovegio (272-11,083), 2004-07
	40.2	Kevin Miller (257-10,336), 1994-98
	39.9	Dave Ottmar (124-4943), 1972-73

**Interceptions****Interceptions**

<b>Game</b>	4	Bobby Grayson vs. Washington, 1934
	3	Tim Smith at Arizona, 1999
	3	Tim Smith vs. Washington State, 1998



Paul Stonehouse



Richard Sherman

	3	Leroy Pruitt at Northwestern, 1994
	3	Toi Cook vs. San Jose State, 1986
	3	Benny Barnes at Washington, 1971
<b>Season</b>	9	Phil Moffatt, 1930
	9	Bobby Garrett, 1953
	8	Phil Moffatt, 1929
	8	Benny Barnes, 1971
	8	Toi Cook, 1986
	7	Jim Kaffen, 1972
	6	Steve Murray, 1972
	6	Brad Humphreys, 1987
	6	Vaughn Bryant, 1992
	6	Tim Smith, 1998
	6	Tim Smith, 1999
	6	Ed Reynolds, 2012
<b>Career</b>	20	Phil Moffatt, 1929-31
	17	Toi Cook, 1983-86
	16	Tim Smith, 1996-99
	14	Brad Humphreys, 1985-87
	11	Dick Ragsdale, 1962-64
	11	Leroy Pruitt, 1993-96
	10	John Guillory, 1964-66
	10	Vaughn Bryant, 1990-93
	10	Bo McNally, 2006-09
	9	Bobby Garrett, 1951-53
	9	Benny Barnes, 1970-71
	9	Steve Murray, 1970-72
	9	Randy Poltl, 1971-73
	9	Rich Walters, 1974-76
	9	Charles Hutchings, 1980-83
	9	Tank Williams, 1998-01
	9	Oshiomogho Atoogwe, 2001-04

### Longest Interception Return

<b>Game</b>	95	Tom Work vs. Occidental, 1926
-------------	----	-------------------------------

## Defense

### Tackles

<b>Game</b>	27	Dave Wyman at California, 1986
	23	Don Parish vs. Oregon State, 1968
	23	Don Parish at USC, 1969
	22	Pat Preston at Washington State, 1968
	22	Gordy Ceresino vs. LSU, 1977
	21	Gordon Riegel at Washington State, 1972
	20	Dave Wyman vs. Washington, 1986
	20	Pat Moore at Washington State, 1972
	20	Jim Merlo vs. Oregon State, 1972
	20	Jim Merlo at Washington State, 1972
	20	Gordy Ceresino vs. Georgia, 1978
<b>Season</b>	196	Gordy Ceresino, 1977
	173	Dave Wyman, 1986
	167	Gordy Ceresino, 1978
	164	Jim Merlo, 1972
	159	Gordy Ceresino, 1976
	155	Jono Tunney, 1988
	154	Drew Palin, 1974
	150	Gordon Riegel, 1974
	144	Dave Wyman, 1983
	143	Don Parish, 1968
<b>Career</b>	571	Gordy Ceresino, 1975-78
	462	Dave Wyman, 1982-84; 86
	430	Jono Tunney, 1987-90
	394	Matt Soderlund, 1982-85
	355	Don Parish, 1967-69
	348	Chuck Evans, 1976-79
	347	Duncan McColl, 1974-76
	332	Chris Draft, 1994-97
	309	Pat Preston, 1967-69
	300	Craig Zellmer, 1978-81

### Solo Tackles

<b>Game</b>	18	Gordy Ceresino vs. LSU, 1977
	15	Pat Preston at Washington, 1969
	15	Tim Smith vs. Oregon State, 1998
	14	Don Parish at USC, 1969
	12	Pat Preston at Purdue, 1969
	12	Vaughn Bryant vs. Oregon State, 1993
	12	Chris Draft vs. Arizona State, 1997
	12	Tom Hall vs. LSU, 1977
	11	Don Parish vs. UCLA, 1969
	11	Dave Wyman at Washington State, 1984
	11	Dave Wyman vs. Arizona State, 1984
	11	Mark Hatzenbuehler vs. Oregon State, 1993
	11	Kevin Garnett vs. California, 1993
	11	Sharcus Steen vs. Wisconsin, 2000

### Tackles for Loss

<b>Season</b>	26	Duncan McColl, 1975
	26	Ron George, 1992
	24	Kailee Wong, 1996
	23	Duncan McColl, 1976
	22	Kailee Wong, 1997
	20	Willie Howard, 1999
	20	Riall Johnson, 2000
	18	Ron George, 1990
	18	Ron George, 1991
	18	Trent Murphy, 2012
<b>Career</b>	62	Ron George, 1990-92
	57	Duncan McColl, 1974-76
	54	Kailee Wong, 1994-97
	53	Riall Johnson, 1997-00
	50.5	Chase Thomas, 2009-12
	45	Garin Veris, 1981-84
	45	David Garnett, 1989-92
	44	Chuck Evans, 1976-79
	41	Willie Howard, 1997-00
	31.5	Thomas Keiser, 2008-10

### Sacks

<b>Game</b>	5	Riall Johnson vs. Washington St., 1999
<b>Season</b>	17	Duncan McColl, 1976
	15	Ron George, 1992
	15	Riall Johnson, 2000
	14	Kailee Wong, 1996
	14	Riall Johnson, 1999
	13	Rob Hinckley, 1988
	12	Kailee Wong, 1997
	10	Ron George, 1990
	10	Willie Howard, 1999
	10	Jon Alston, 2004
	10	Trent Murphy, 2012
<b>Career</b>	36	Riall Johnson, 1997-00
	33	Ron George, 1990-92
	28	Kailee Wong, 1994-97
	27.5	Chase Thomas, 2009-11
	25	Duncan McColl, 1974-76
	25	Garin Veris, 1981-84
	22.5	Willie Howard, 1997-00
	21.5	Carl Hansen, 1994-97
	21.5	Jon Alston, 2002-05
	20	Rob Hinckley, 1986-89



## Team Records

### Single Game Offense

#### Scoring

**Points:** 82 vs. Mare Island, 1923; vs. UCLA, 1925

**Points in a Half\*:** 41 at Washington St., 1987; vs. Wake Forest, 2010

**Points in a Quarter\*:** 35 at Washington St., 1991

**Touchdowns:** 12 vs. UCLA, 1925

**Field Goals:** 5 at California, 1990; at Notre Dame, 2010

**Field Goal Attempts:** 6 at California, 1990

**Extra Points:** 9 vs. Idaho, 1949; at Oregon State, 1981

**Extra Points Attempted:** 10 vs. Wake Forest, 2010

#### Rushing

**Rushing Yards:** 446 vs. Washington, 2011

**Fewest Rushing Yards:** -34 vs. UCLA, 1997

**Rushing Touchdowns:** 7 vs. Washington St., 2008

#### Passing

**Pass Attempts:** 68 vs. Notre Dame, 1989

**Fewest Pass Attempts:** 0, many times

**Pass Completions:** 40 at San Diego State, 1985

**Fewest Pass Completions:** 0, many times

**Passing Yards:** 581 vs. Arizona State, 1981

**Fewest Passing Yards (since 1958):** 51 at UCLA, 2008

**Interceptions:** 5 at Purdue, 1970; vs. San Jose St., 1981

**Touchdown Passes:** 6 vs. Oregon State, 1980

#### Total Offense

**Most Total Offense Yards:** 693 vs. Arizona State, 1981

**Fewest Total Offense Yards:** 52 vs. Arizona, 2006

#### Punt Returns

**Punt Returns:** 13 vs. Dartmouth, 1930

**Punt Return Yards:** 158 vs. Washington, 1990

#### Kickoff Returns

**Kickoff Returns:** 10 vs. Oregon, 2007

**Kickoff Return Yards:** 296 vs. Oregon, 2007

**Kickoff Return for Touchdowns:** 1, several times; last vs. Washington St., 2011

#### Punting

**Punts:** 16 vs. USC, 1923

**Fewest Punts:** 0, several times; last vs. San Jose State, 1977

#### First Downs

**First Downs:** 43 vs. Idaho, 1928; MR: 34 at Washington State, 1980

### Penalties

#### Penalties

**Fewest Penalties in a Game:** 0, most recently vs. UC Davis, 2005

**Fewest Penalties per Game, Season:** 4.4, 1967

**Fewest Penalty Yards per Game, Season:** 35.7, 2006

### Season Offense

#### Rushing

**Rushing Attempts:** 556 (1,929 yards), 1951

**Rushing Yards:** 2837 (536 attempts), 2009

**Rushing Yards Per Attempt:** 5.3 (536 for 2837), 2009

**Rushing Yards Per Game:** 248.1 (2481 in 10), 1949

**Rushing Touchdowns:** 39, 2009

#### Passing

**Pass Attempts:** 513, 1998

**Pass Completions:** 308, 1993

**Completion Percentage:** .712 (297-417), 2011

**Passes Had Intercepted:** 26, 1954

**Passing Yards:** 3712 (237-420), 1999

**Passing Yards Per Game:** 337.2 (3709 in 11), 1993

**Touchdown Passes:** 38, 2011

#### Total Offense

**Total Offense Yards:** 6361 (2738 rush, 3623 pass), 2011

**Fewest Total Offense Yards:** 2377

(1476 rush; 901 pass), 1961

**Most Total Offense Yards Per Game:** 491.9, 1969

**Fewest Total Offense Yards Per Game:** 231.9, 2006

#### Scoring

**Points:** 561, 2011

**Points Per Game:** 43.2 (561 in 13 games), 2011

**Touchdowns:** 73, 2011

**Field Goals:** 19, 1988

**Extra Points:** 68, 2011

**Extra Point Percentage:** 1.000 several times, last in 2009

#### Punt Returns

**Punt Returns:** 46, 1967

**Punt Return Yards:** 613, 1992

**Punt Return Average:** 16.1 (20-322), 1963

**Punt Returns for Touchdowns:** 3, 1992 & 2000

#### Kickoff Returns

**Kickoff Returns:** 64, 2007

**Kickoff Return Yards:** 1597 (58 returns), 2009

**Kickoff Return Average:** 27.5 (58-1597), 2009

**Kickoff Returns for Touchdowns:** 3, 2009

#### Punting

**Most Punts:** 89, 1992

**Fewest Punts:** 32, 1957 & 2010

**Punting Average:** 43.5 (53-2305), 1987

#### First Downs

**First Downs:** 325, 2011

**First Downs by Passing:** 172, 2011

**First Downs by Rushing:** 142, 2010

### Single Game Defense

#### Scoring Defense

**Points Allowed:** 72 at UCLA, 1954

**Points Allowed in a Half\*:** 48 at Texas, 1999

**Points Allowed in a Quarter\*:** 30 vs. San Jose St., 1975

#### Rushing Defense

**Fewest Rushing Yards:** -36 at California, 1998

#### Pass Defense

**Fewest Passing Yards (MR):** 12 at Oregon State, 1971

**Most Quarterback Sacks:** 10 vs. Washington State, 2012

#### Total Defense

**Fewest Total Yards:** 76 at Colorado, 2012

#### Interceptions

**Interceptions:** 7 vs. Washington, 1934; at Oregon State, 1987

### Season Defense

#### Rushing Defense

**Fewest Rushing Yards Allowed:** 1097, 2011

**Fewest Rushing Yards Allowed Per Game:** 84.4, 2011

**Fewest Rushing Yards Allowed Per Attempt:** 2.47, 1971

#### Pass Defense

**Fewest Passing Yards Allowed:** 957, 1965

**Fewest Passing Yards Allowed per Game:** 95.7, 1965

**Most Quarterback Sacks:** 57, 2012

#### Total Defense

**Fewest Yards Allowed:** 2361, 1965

**Fewest Yards Allowed Per Game:** 220.4, 1971

#### Interceptions

**Interceptions:** 26, 1972

**Interception Returns for Touchdowns:** 4, 2012

#### Scoring

**Fewest Points Allowed:** 4 (4 games), 1896; 13 (9 games), 1935

### Miscellaneous

**Consecutive Wins:** 17, 2010-11 (last 8 games of 2010, first 9 games of 2011)

**Consecutive Losses:** 11, 1959-60 (last game of 1959, 10 games in 1960); 2005-06 (last two games of 2005, first nine games of 2006).

**Unbeaten Streak:** 17, 2010-11 (last 8 games of 2010, first 9 games of 2011)

**Consecutive Wins in Conference Games:** 14 (last 7 games of 2010, first 7 games of 2011)

**Consecutive Games Scored In:** 95, 1967-1976

**Consecutive Shutouts:** 9, 1903; 1904-05 (last six games of 1904, first three games of '05); Modern Record: 4, 1930 and 1931.

**Consecutive Games Shutout by Opponent:** 2, eight times; last 1961 at Washington (0-13) and vs. UCLA (0-20)

*\*Since 1955*

*MR: Modern Record*

### Top Individual Performances

#### Total Offense

No.	Player	Opponent, Year	Plays	Rush	Pass	Total
1.	Todd Husak	Oregon State, 1998	50	-3	450	447
2.	Andrew Luck	at Arizona, 2009	41	20	423	443
3.	Steve Dils	at Washington State, 1978	63	8	430	438
4.	Todd Husak	at UCLA, 1998	52	9	419	428
5.	John Paye	at San Diego State, 1985	67	33	385	418
	John Elway	at Ohio State, 1982	66	11	407	418
7.	Jim Plunkett	at Purdue, 1969	55	61	355	416
8.	Steve Stenstrom	Oregon State, 1993	44	6	407	413
	John Paye	at Oregon, 1985	48	5	408	413
10.	John Elway	at Purdue, 1981	52	-8	418	410
11.	Jim Plunkett	California, 1969	45	28	381	409
12.	Josh Nunes	Arizona, 2012	41	33	360	393
13.	Joe Borchard	UCLA, 1999	27	74	324	398
14.	Chris Lewis	California, 2001	43	-6	390	384
15.	John Elway	at Washington State, 1980	42	4	379	383
16.	Steve Stenstrom	at UCLA, 1994	51	-26	408	382
	Randy Fasani	San Jose State, 2000	51	9	373	382
18.	Jason Palumbis	San Jose State, 1990	43	-6	387	381
19.	Andrew Luck	at Oregon, 2010	54	39	341	380
20.	Steve Stenstrom	Colorado, 1993	45	-8	382	374
21.	Guy Benjamin	at UCLA, 1976	56	-6	378	372
	Andrew Luck	Colorado, 2011	34	2	370	372
23.	John Paye	Texas, 1985	51	5	365	370
24.	Dick Norman	California, 1959	46	-35	401	366
	Andrew Luck	at USC, 2011	49	36	330	366
26.	Chad Hutchinson	Oregon, 1996	41	0	365	365
	Todd Husak	at Arizona, 1999	37	1	364	365
28.	Steve Stenstrom	at Oregon, 1993	44	-44	407	363
29.	Andrew Luck	at Arizona, 2011	34	36	325	361
30.	Steve Stenstrom	at Northwestern, 1994	49	-15	374	359



Todd Husak

#### Rushing

No.	Player	Opponent, Year	Att.	Yds.	Avg.	TD
1.	Toby Gerhart	Oregon, 2009	38	223	5.9	3
2.	Jon Volpe	at Washington, 1988	29	220	7.6	0
3.	Darrin Nelson	San Jose State, 1977	20	211	10.6	0
4.	Lou Valli	at California, 1956	23	209	9.9	0
5.	Toby Gerhart	Notre Dame, 2009	29	205	7.1	3
6.	Brad Muster	at California, 1984	34	204	6.0	0
7.	Darrin Nelson	at Washington State, 1980	21	202	9.6	2
8.	Ernie Caddell	Dartmouth, 1930	13	201	15.5	0
9.	Darrin Nelson	Tulane, 1978	17	200	11.8	1
	Toby Gerhart	Washington, 2009	27	200	7.4	1
11.	Glyn Milburn	at California, 1990	24	196	8.2	1
12.	Darrin Nelson	at Oregon State, 1981	19	190	10.0	4
	Brad Muster	Washington State, 1986	37	190	5.1	0
14.	Darrin Nelson	UCLA, 1977	23	189	8.2	2
	Stepfan Taylor	at California, 2012	28	189	6.8	1
16.	Rick McMillen	Washington, 1958	26	185	7.1	0
17.	Brad Muster	at UCLA, 1986	38	183	4.8	2
18.	Tommy Vardell	California, 1991	39	182	4.7	0
19.	Mike Mitchell	San Jose State, 1994	21	179	8.5	3
20.	Toby Gerhart	at USC, 2009	29	178	6.1	3
21.	Darrin Nelson	at California, 1978	17	177	10.4	2
	Stepfan Taylor	vs. Oklahoma St., 2012	35	177	5.1	2
23.	Kevin B. Scott	Washington State, 1984	15	174	11.6	3
24.	Jon Volpe	San Diego State, 1988	31	165	5.3	3
25.	Chuck Smalling	Army, 1929	27	162	6.0	--
	J.R. Lemon	Washington, 2004	19	162	8.5	3
27.	Bobby Grayson	San Jose State, 1934	28	161	5.8	--
	Dave Lewis	Tulane, 1966	14	161	11.5	--
	Stepfan Taylor	at Oregon, 2012	33	161	4.9	0
30.	Brad Muster	at Oregon State, 1987	20	159	8.0	2
31.	Anthony Kimble	at Washington, 2008	15	157	10.5	2
32.	George Bogue	San Francisco, 1946	27	156	5.8	--
33.	Lloyd Merriman	San Francisco, 1946	23	155	6.7	--
	Mike Dotterer	at Washington State, 1982	24	155	6.5	2
35.	Darrin Nelson	at Washington, 1981	24	154	6.4	3
36.	Ron Inge	Washington State, 1975	9	153	17.0	3
	Stepfan Taylor	at Arizona, 2011	22	153	7.0	0
	Stepfan Taylor	USC, 2012	27	153	5.7	1
39.	Biff Hoffman	California, 1927	31	152	4.9	--
	Bobby Grayson	vs. Columbia, 1934	28	152	5.4	0
	Chuck Shea	California, 1957	27	152	5.6	--
42.	Brad Muster	at Oregon, 1986	25	151	6.0	3
	J.R. Lemon	Arizona State, 2003	34	151	4.4	2
44.	Anthony Bookman	Oregon, 1997	17	150	8.8	2
45.	Toby Gerhart	San Jose State, 2008	22	148	6.7	1
46.	Mike Mitchell	USC, 1996	22	147	6.7	1
	Toby Gerhart	Oregon State, 2008	19	147	7.7	2
48.	Brad Muster	Washington, 1984	25	146	5.8	0
49.	Darrin Nelson	Washington, 1978	20	145	7.3	0
50.	Brian Allen	at Arizona, 2001	23	143	6.2	0

#### Passing

No.	Player	Opponent, Year	PA	PC	Yds	Int.	TD
1.	Todd Husak	Oregon State, 1998	48	26	450	2	2
2.	Steve Dils	at Washington State, 1978	51	32	430	0	5
3.	Andrew Luck	at Arizona, 2009	35	21	423	1	3
4.	Todd Husak	at UCLA, 1998	45	25	419	0	1
5.	John Elway	at Purdue, 1981	44	33	418	1	1
6.	Steve Stenstrom	at UCLA, 1994	45	28	408	1	2
	John Paye	at Oregon, 1985	47	31	408	3	3
8.	Steve Stenstrom	Oregon State, 1993	37	28	407	0	3
	Steve Stenstrom	at Oregon, 1993	41	29	407	0	3
	John Elway	at Ohio State, 1982	63	35	407	3	2



Troy Walters

11.	Dick Norman	California, 1959	39	34	401	0	1
12.	Chris Lewis	California, 2001	38	20	390	3	4
13.	Jason Palumbis	San Jose State, 1990	39	27	387	1	1
14.	John Paye	at San Diego State, 1985	56	40	385	0	0
15.	Steve Smith	San Jose State, 1989	52	28	384	2	3
16.	Steve Stenstrom	Colorado, 1993	42	30	382	2	5
17.	John Elway	Oregon State, 1982	29	23	381	0	5
	Jim Plunkett	California, 1969	41	22	381	3	2
19.	John Elway	at Washington State, 1980	36	29	379	1	5
20.	Guy Benjamin	at UCLA, 1976	53	35	378	1	2
21.	Guy Benjamin	at Washington, 1977	47	28	376	1	3
22.	Steve Stenstrom	at Northwestern, 1994	38	25	374	0	1
23.	Randy Fasani	San Jose State, 2000	42	18	373	1	4
24.	Andrew Luck	Colorado, 2011	33	26	370	1	3
25.	Chad Hutchinson	Oregon, 1996	41	27	365	0	3
	John Paye	Texas, 1985	40	27	365	0	3
27.	John Paye	Washington, 1986	47	28	364	1	2
	Todd Husak	at Arizona, 1999	35	21	364	0	1
29.	John Elway	at Washington, 1981	51	27	361	1	2
30.	Steve Stenstrom	at Notre Dame, 1994	59	37	360	0	2
	Jason Palumbis	USC, 1990	45	30	360	1	3
	Steve Dils	Washington, 1978	39	27	360	3	2
	Josh Nunes	Arizona, 2012	34	21	360	0	2
34.	John Elway	Arizona, 1982	33	22	359	1	1
35.	Jim Plunkett	at Purdue, 1969	46	23	355	0	4
36.	Jason Palumbis	Washington State, 1990	30	23	353	0	3
	John Paye	San Jose State, 1983	42	21	353	1	1
38.	John Elway	at UCLA, 1982	39	29	352	1	2
39.	Mark Butterfield	Washington, 1995	35	22	348	2	3
40.	Andrew Luck	vs. Oklahoma St., 2012	31	27	347	1	2
41.	Steve Stenstrom	California, 1993	51	27	346	2	1
	T.C. Ostrander	UCLA, 2007	59	27	346	0	2
43.	Mark Butterfield	at USC, 1995	47	29	345	0	1
44.	Andrew Luck	at Oregon, 2010	46	29	341	2	2
45.	Steve Stenstrom	at Arizona, 1993	47	30	339	4	2
46.	Andrew Luck	at Washington St., 2011	36	23	336	1	4
47.	Todd Husak	at Arizona State, 1998	48	24	335	1	2
48.	Todd Husak	Notre Dame, 1999	34	24	334	1	2
49.	John Elway	at Purdue, 1982	36	29	333	1	4
50.	Steve Stenstrom	Oregon, 1992	40	26	331	2	1

Receiving

No.	Player	Opponent, Year	Rec.	Yds.	Avg.	TD
1.	Troy Walters	UCLA, 1999	9	278	30.9	3
2.	Darrin Nelson	Arizona State, 1981	9	237	26.3	2
3.	Justin Armour	at UCLA, 1994	11	220	20.0	1
4.	Troy Walters	at USC, 1997	11	209	19.0	2
5.	Troy Walters	at UCLA, 1998	10	192	19.2	0
	James Lofton	at Washington, 1977	12	192	16.0	3
7.	Mark Harris	at Oregon, 1993	12	189	15.8	1
8.	Mark Harris	at USC, 1995	10	187	18.7	2
9.	Troy Walters	San Jose State, 1999	10	186	18.6	2
10.	Mark Bradford	Arizona State, 2005	9	185	20.6	2
11.	Troy Walters	Notre Dame, 1999	8	183	22.9	2
12.	Emile Harry	Arizona, 1983	10	179	17.9	2
13.	Richard Sherman	at Washington, 2006	6	177	29.5	1
14.	DeRonnie Pitts	USC, 2000	13	176	13.5	0
	Ed McCaffrey	Washington State, 1990	7	176	25.1	3
16.	Chris Walsh	at USC, 1991	9	174	19.3	2
17.	Coby Fleener	vs. Virginia Tech, 2011	6	173	28.8	3
18.	Luke Powell	San Jose State, 2003	12	172	14.3	2
	Tony Hill	at UCLA, 1976	10	172	17.2	2
	Eric Cross	at Hawaii, 1972	14	172	12.3	1
21.	Gene Washington	Washington, 1968	6	170	28.3	2
	Gene Washington	San Jose State, 1968	5	170	34.0	3
23.	DeRonnie Pitts	at Arizona State, 1998	7	169	24.1	2
	Troy Walters	Oregon, 1997	13	169	13.0	2

	Brad Muster	at Oregon, 1985	14	169	12.1	2
26.	Troy Walters	at Arizona, 1999	8	168	21.0	0
	Mike Tolliver	at Purdue, 1981	8	168	21.0	0
	Miles Moore	at Army, 1971	5	168	33.6	2
29.	Jeff James	Texas, 1985	10	167	16.7	2
	Darrin Nelson	at Washington State, 1980	11	167	15.2	2
31.	Troy Walters	San Jose State, 1997	8	166	20.8	0
32.	Ed McCaffrey	San Jose State, 1989	10	165	16.5	2
	Chris Owusu	Arizona, 2010	9	165	18.3	1
34.	Mark Harris	Washington, 1995	9	163	18.1	0
	Glyn Milburn	San Jose State, 1990	8	163	20.4	1
36.	Jeff James	at Texas, 1986	9	162	18.0	3
37.	Emile Harry	Washington, 1984	5	161	32.2	1
38.	Mark Harris	Arizona State, 1993	7	160	22.9	1
39.	Troy Walters	Oregon State, 1998	6	159	26.5	0
	Jon Pinckney	UCLA, 1991	5	159	31.8	1
41.	Luke Powell	at San Jose State, 2001	6	158	26.3	1
	DeRonnie Pitts	at Oregon, 1998	10	158	15.8	1
43.	Justin Armour	Colorado, 1993	10	155	15.5	3
44.	Jeff James	at San Diego State, 1987	6	154	25.7	0
45.	Mark Bradford	at Oregon, 2003	7	153	21.9	0
	Justin Armour	USC, 1994	8	153	19.1	0
	Andre Kirwan	Oregon State, 1993	9	153	17.0	1
48.	Vincent White	San Jose State, 1982	9	152	16.9	3
	Miles Moore	Oregon, 1971	4	152	38.0	2
	Luke Powell	California, 2001	5	152	30.4	2

### Longest Plays

#### Runs From Scrimmage

96	Bill Rogers vs. Oregon State (TD), 1952
94	Casey Moore vs. California (TD), 1999
90	Dave Lewis vs. Tulane (TD), 1966
86	John Winesberry vs. San Jose State (TD), 1972
83	Buck Fawcett vs. Santa Clara (TD), 1941
83	Anthony Kimble at Washington (TD), 2008
82	Ethan Allen vs. Arizona State (TD), 1993
82	J.R. Lemon vs. USC (TD), 2004
81	Ken Afferbaugh vs. Oregon State (TD), 1931
80	Bob White vs. USC (TD), 1948
80	Reggie Sanderson at USC (TD), 1971
80	Darrin Nelson at Oregon State (TD), 1981
80	Brian Allen at Washington (TD), 2001

#### Touchdown Passes

98	Joe Borchard-Troy Walters vs. UCLA, 1999
96	Jim Plunkett-Randy Vataha at Washington State, 1970
92	Steve Stenstrom-Glyn Milburn vs. Oregon State, 1991
91	Steve Stenstrom-Brian Manning vs. Arizona, 1993
84	Bobby Garrett-Ron Cook at USC, 1953
84	Randy Fasani-Kerry Carter at Washington State, 2000
83	Brian Johnson-Jon Pinckney at Arizona State, 1989
82	Brian Johnson-Walter Batson vs. California, 1987
81	Andrew Luck-Doug Baldwin vs. Sacramento St., 2010
80	John Elway-Emile Harry vs. Arizona State, 1980
80	Chad Hutchinson-Damon Dunn vs. Oregon, 1997
80	Joe Borchard-Troy Walters vs. Washington State, 1998
79	Jim Plunkett-Gene Washington vs. San Jose State, 1968
79	Chris Lewis-Luke Powell vs. California, 2001
78	Don Bunce-Miles Moore at Army, 1971
78	Todd Husak-DeRonnie Pitts at Arizona State, 1998

#### Field Goals

59	Rod Garcia at USC, 1973
59	Mark Harmon at Purdue, 1981
57	Mark Harmon vs. Illinois, 1984
56	Ken Naber vs. UCLA, 1979
55	Mike Langford at USC, 1975
54	Rod Garcia at Oregon, 1972

54	John Hopkins vs. San Jose State, 1989
54	Nate Whitaker at Wake Forest, 2009
53	Rod Garcia vs. UCLA, 1973
53	Mark Harmon vs. Washington State, 1984
52	Braden Beck at Washington State, 1964
52	Rod Garcia at USC, 1972
52	Mike Langford vs. Michigan, 1974
52	Mike Michel at Penn State, 1976
52	Mike Michel at Army, 1976
52	Mark Harmon at Oregon State, 1983
52	Mike Biselli vs. Washington State, 1999
52	Derek Belch vs. San Jose State, 2007
52	Aaron Zagory vs. San Jose State, 2008

#### Punts

79	Frankie Albert vs. Oregon State, 1940
75	Stan Anderson at California, 1932
75	Dave Lewis at California, 1964
75	Kevin Miller vs. Utah, 1996
71	Mike Durket vs. California, 1947
70	Tom Lynn at USC, 1975
70	Doug Robison vs. Arizona State, 1984
70	Paul Stonehouse vs. Washington State, 1992
70	David Green vs. Arizona, 2008
68	Mike Michel at California, 1976

#### Kickoff Returns for Touchdowns

100	Bob Bryan vs. San Francisco, 1950
100	Damon Dunn at Arizona State, 1994
99	T.J. Rushing vs. Brigham Young, 2004
98	Nate Kirtman vs. Oregon State, 1967
96	Bob Stansberry vs. Montana, 1933
96	Bob Mathias at USC, 1951
96	Ron Inge at Oregon State, 1973
96	Marlon Evans at Oregon, 1995
96	Ty Montgomery at Washington St., 2011
95	Kevin T. Scott at California, 1988
94	Chris Owusu vs. San Jose State, 2009
93	Damon Dunn vs. USC, 1996
93	T.J. Rushing at Navy, 2005
91	Damon Dunn at San Jose State, 1995
91	Chris Owusu vs. Washington, 2009

#### Punt Returns for Touchdowns

92	Thomas Henley vs. Oregon, 1986
90	Luke Powell vs. UCLA, 2003
81	Ozzie Grenardo vs. Cornell, 1991
80	Murray Cuddeback vs. Olympic Club, 1923
79	Glyn Milburn at Oregon State, 1992
77	Alan Grant at Washington State, 1987
77	Troy Walters at Washington State, 1997
76	Vincent White vs. Washington, 1982
76	Glyn Milburn at California, 1992
76	Drew Terrell vs. Duke, 2012
75	Glyn Milburn at UCLA, 1992
75	Troy Walters at Washington State, 1996

#### Interception Returns for Touchdowns

95	Tom Work vs. Occidental, 1926
85	Ralph Phillips vs. Army, 1975
79	J. Madsen & L. Pruitt vs. Michigan St., 1996
78	Alan Grant vs. San Jose State, 1988
72	Wopamo Osaisai vs. Arizona, 2006
71	Gordy Riegel at California, 1972
71	Ed Reynolds vs. Duke, 2012
67	Jack Taylor vs. San Jose State, 1957
67	Ruben Carter vs. Washington State, 1999

### High Scoring Games

#### Most Points Scored

Pts.	Opponent	Year
82	UCLA (0)	1925
82	Mare Island (0)	1923
74	Hawai'i (20)	1949
68	San Jose State (20)	1968
68	Wake Forest (24)	2010
67	Army (14)	1975
65	Washington (21)	2011
63	San Jose State (26)	2002
63	at Oregon State (9)	1981
63	at Washington State (16)	1970
63	Idaho (0)	1949
63	San Jose State (21)	1969
59	U.S.S. Boston (0)	1919
59	UC Davis (0)	1932
58	Oregon (49)	1997
58	Washington State (0)	2008
57	Fort Baker (0)	1903
57	at UCLA (0)	1929
57	Cal Tech (7)	1930
57	Utah Aggies (0)	1904
57	San Jose State (3)	2011
56	Cornell (6)	1991
56	at USC (48) (30T)	2011
55	San Francisco (7)	1950
55	Santa Clara (6)	1923
55	at USC (21)	2009
54	Idaho (7)	1942
54	Washington State (17)	1999
54	Oregon State (13)	1980
54	Washington State (14)	1975
54	San Jose State (0)	1953
54	San Jose State (38)	1959
54	Arizona (48) (OT)	2012
52	Sacramento St. (17)	2010
51	15th Infantry (0)	1905
51	Arizona State (28)	2001
51	Arizona (37)	2001
51	San Jose State (20)	1994
51	Oregon (42)	2009
50	at Port Townsend (0)	1893
50	at Arizona (22)	1999
50	at Arizona State (30)	1999
50	Duke (13)	2012

#### Combined Score

Pts.	Opponent	Year
107	Oregon (58-49)	1997
104	at USC (56-48) (30T)	2011
102	Arizona (54-48) (OT)	2012
98	Arizona State (36-62)	1981
94	Hawaii (74-20)	1949
93	Oregon (51-42)	2009
92	San Jose State (54-38)	1959
92	Wake Forest (68-24)	2010
91	Washington State (42-49)	1984
91	at Oregon (28-63)	1998
91	at Oregon (49-42)	2001
89	San Jose State (63-26)	2002
89	Arizona State (24-65)	2002
88	San Jose State (68-20)	1968
88	at Arizona (51-37)	2001
86	at Texas (17-69)	1999
86	Oregon (31-55)	2007
86	Washington (65-21)	2011

Casey Moore's 94-yard run against Cal in the 1999 Big Game stands as the second-longest rush from scrimmage in Stanford history.



# Team Game Highs and Lows

Stepfan Taylor accounted for 138 of Stanford's school-record 446 yards of rushing in I2011's game vs. Washington.

## Rushing

### Rushing Yards

No.	Yards	Opponent	Season
1.	446	Washington	2011
2.	439	at Oregon State	1981
3.	416	Tulane	1966
4.	395	Washington State	1975
5.	394	Harvard	1949
6.	349	Idaho	1949
7.	344	Washington State	2008
8.	337	San Jose State	1977
9.	327	Oregon	1981
10.	325	at USC	2009

### Fewest Rushing Yards

1.	-34	UCLA	1997
2.	-33	Arizona	1992
3.	-16	USC	1972
4.	-13	USC	1980
5.	-12	at Oregon State	2003
6.	-11	Notre Dame	2005
7.	-8	Penn State	1973
	-8	Oregon	2004
	-8	at Oregon State	2007
10.	-6	at USC	1989
	-6	Arizona	2006

### Rushing Yards Allowed

1.	621	UCLA	1973
2.	531	at Michigan	1976
3.	453	at USC	1977
4.	413	at Colorado	1987
5.	395	Oklahoma	1983
6.	388	Washington	2007
	388	at Oregon	2010
8.	380	Texas	1985
9.	375	Oklahoma	1978
10.	373	Oregon	1979

### Fewest Rushing Yards Allowed

1.	-36	at California	1998
2.	-31	San Jose State	1985
3.	-21	at Colorado	2012
4.	-18	Washington State	2012
5.	-13	at Washington	1971
6.	-5	at Brigham Young	2003
7.	-4	at UCLA	1992
8.	2	at Oregon State	1987
9.	3	at Oregon	1970
	3	at California	2012

## Passing

### Passing Yards

1.	581	Arizona State	1981
2.	465	UCLA	1999
3.	450	Oregon State	1998
4.	434	at Arizona	2009

5.	430	at Washington State	1978
6.	422	at UCLA	1998
7.	418	at Purdue	1981
8.	417	San Jose State	1982
9.	413	Oregon State	1993
10.	410	Colorado	1993

### Fewest Passing Yards

1.	51	at UCLA	2008
2.	56	at Brigham Young	2003
3.	58	Arizona	2006
4.	62	at California	1984
5.	66	at Arizona State	2006
6.	75	at UCLA	2002
7.	83	at UCLA	1984
8.	85	at Washington State	1982
9.	91	UCLA	2003
	91	Oregon State	2008

### Most Passing Yards Allowed

1.	536	at San Diego State	1987
2.	511	Arizona State	1981
3.	491	Arizona	2012
4.	463	Oregon	2005
5.	449	at Washington State	2007
6.	441	at Oregon State	2003
7.	432	Notre Dame	2005
8.	429	at Purdue	1969
9.	421	at Arizona State	2002
10.	418	Arizona State	2001
	418	Oklahoma (Sun Bowl)	2009

### Fewest Passing Yards Allowed

1.	12	at Oregon State	1971
2.	14	at Oregon State	1992
3.	15	at Michigan	1976
4.	18	at Duke	1972
	18	Washington State	1969
6.	21	Illinois	1974
7.	25	at Illinois	1978
8.	26	Michigan (Rose Bowl)	1972
9.	29	UCLA	1973
	29	Oregon State	1972

## Total Offense

### Most Yards Gained

1.	693	Arizona State	1981
2.	684	at Oregon State	1981
3.	681	San Jose State	1968
4.	672	UCLA	1999
5.	664	at Washington State	1980
6.	658	at Washington State	1970
7.	634	San Jose State	1969
8.	617	Arizona	2012
9.	615	Washington	2011
10.	614	San Jose State	2000



### Fewest Yards Gained

1.	52	Arizona	2006
2.	116	at Tulane	1979
3.	133	at Oregon State	2003
4.	134	at USC	1989
5.	143	Arizona	1992
6.	145	at Arizona State	2006
7.	146	UCLA	1987
8.	164	Arizona State	1984
9.	166	at UCLA	2006
10.	169	at California	1972

### Most Yards Allowed

1.	743	Arizona State	1981
2.	670	at Washington	1999
3.	664	at Oregon	1998
4.	663	at Oregon State	2003
	663	Notre Dame	2005
6.	651	at UCLA	1982
7.	650	UCLA	1973
8.	626	at Oregon	2010
9.	624	UCLA	2007
10.	617	Arizona	2012

### Fewest Yards Allowed

1.	76	at Colorado	2012
2.	80	San Jose State	1971
3.	107	at Washington	2010
4.	109	Washington State	1969
5.	123	California	1971
6.	126	at California	1968
7.	130	California	1999
8.	136	Oregon State	1991
9.	139	Duke	1971
10.	141	at Illinois	1978

### Team Season Highs and Lows

#### Rushing

##### Rushing Yards

No.	Yards	Att.	Avg.	TD	Season
1.	2,837	536	5.3	39	2009
2.	2,779	535	5.2	34	2010
3.	2,738	518	5.3	32	2011
4.	2,481	528	4.7	23	1949
5.	2,440	549	4.4	23	2012
6.	2,395	490	4.9	26	2008
7.	2,336	544	4.3	27	2001
8.	2,259	506	4.5	22	1957
9.	1,997	501	4.0	12	1977
10.	1,972	521	3.8	14	1978
11.	1,971	527	3.7	31	1991
12.	1,961	459	4.3	17	1969
13.	1,946	493	3.9	18	1955
14.	1,929	556	3.5	24	1951
15.	1,891	506	3.7	21	1995
16.	1,880	512	3.7	23	1970
17.	1,838	463	4.0	14	1980
18.	1,818	521	3.4	11	1965
19.	1,814	475	3.8	18	1981
20.	1,812	538	3.4	17	1971

##### Fewest Rushing Yards

No.	Yards	Att.	Avg.	TD	Season
1.	700	301	2.3	8	1993
2.	781	367	2.1	3	2006
3.	825	336	2.5	3	1983
4.	831	346	2.4	11	1998
5.	893	353	2.5	13	2004
6.	941	386	2.4	19	1985
7.	994	381	2.6	6	1989
8.	1,015	387	2.6	8	2005
9.	1,054	414	2.5	10	2003
10.	1,119	366	3.1	13	1988

Since 1951

##### Rushing Attempts

No.	Att.	Yards	Season
1.	556	1,929	1951
2.	549	2,440	2012
3.	544	2,336	2001
4.	538	1,812	1971
5.	536	2,837	2009
	536	1,634	1992
7.	535	2,779	2010
8.	528	2,481	1949
9.	527	1,971	1991
10.	521	1,818	1965
	521	1,972	1978

Since 1949

#### Rushing Touchdowns

No.	TD	Season
1.	39	2009
2.	34	2010
3.	32	2011
4.	31	1991
5.	27	2001
6.	26	2008
7.	24	1951
	24	1994
9.	23	1949
	23	1970
	23	1999
	23	2012

Since 1949

#### Rushing Yards Per Game


No.	Avg.	G	Total	Season
1.	248.1	10	2,481	1949
2.	225.9	10	2,259	1957
3.	218.2	13	2,837	2009
4.	213.8	13	2,779	2010
5.	210.6	13	2,738	2011
6.	199.6	12	2,395	2008
7.	196.1	10	1,961	1969
8.	194.7	12	2,336	2001
9.	194.6	10	1,946	1955
10.	181.8	10	1,818	1965
11.	178.2	10	1,782	1952
12.	177.4	10	1,774	1968
13.	175.4	11	1,929	1951
14.	174.3	14	2,440	2012
15.	174.2	10	1,742	1967
16.	167.3	10	1,673	1964
17.	167.1	11	1,838	1980
18.	166.8	10	1,668	1966
19.	166.4	12	1,997	1977
20.	165.4	10	1,654	1953

Since 1949

#### Rushing Yards Per Attempt

No.	Avg.	Att.	Yds.	Season
1.	5.3	536	2,837	2009
	5.3	518	2,738	2011
3.	5.2	535	2,779	2010
4.	4.9	490	2,395	2008
5.	4.7	528	2,481	1949
6.	4.5	506	2,259	1957
7.	4.4	549	2,440	2012
8.	4.3	459	1,961	1969
	4.3	544	2,336	2001
10.	4.2	418	1,745	1975
11.	4.0	501	1,997	1977
	4.0	463	1,838	1980
	4.0	493	1,946	1955
14.	3.9	435	1,685	1999
15.	3.8	475	1,814	1981
	3.8	521	1,972	1978
	3.8	438	1,654	1953
	3.8	330	1,249	1958
	3.8	473	1,782	1952
20.	3.7	512	1,880	1970
	3.7	527	1,971	1991
	3.7	411	1,531	1994
	3.7	506	1,891	1995

Since 1949



Chad Hutchinson

#### Passing

##### Passing Yards

No.	Yards	Att.	Comp.	Int.	TDs	Year
1.	3,712	420	237	12	25	1999
2.	3,709	474	308	14	27	1993
3.	3,623	417	297	10	38	2011
4.	3,516	513	263	8	22	1998
5.	3,363	379	266	8	32	2010
6.	3,358	422	255	12	18	1994
7.	3,311	422	268	13	25	1982
8.	3,215	421	226	22	19	1970
9.	3,157	429	268	17	27	1978
10.	3,125	408	258	15	23	1977
11.	3,066	410	241	14	22	1981
12.	2,981	369	193	12	26	2001
13.	2,958	382	217	17	26	1969
14.	2,921	383	251	12	27	1980
15.	2,874	439	295	15	10	1985
16.	2,805	398	230	11	16	1992
17.	2,802	420	210	24	15	1983
	2,802	399	240	10	19	2012
19.	2,763	366	244	11	11	1990
20.	2,722	313	174	6	14	2009

##### Fewest Passing Yards

No.	Yards	Att.	Comp.	Int.	TDs	Year
1.	901	183	85	17	3	1961
2.	917	159	69	14	8	1963
3.	1,083	173	88	16	4	1964
4.	1,172	189	95	7	11	1957
	1,172	210	101	17	8	1967
6.	1,214	200	95	12	5	1962
7.	1,250	207	89	19	7	1966
8.	1,275	229	104	26	4	1954
9.	1,313	248	110	16	5	1960
10.	1,359	205	102	10	5	1965

**Pass Completions**

No.	Comp.	Yards	Season
1.	308	3,709	1993
2.	297	3,623	2011
3.	295	2,874	1985
4.	268	3,311	1982
	268	3,157	1978
6.	266	3,363	2010
7.	263	3,516	1998
8.	258	3,125	1977
9.	255	3,358	1994
10.	252	2,604	1989

**Pass Attempts**

No.	Att.	Yards	Season
1.	513	3,516	1998
2.	474	3,709	1993
3.	439	2,874	1985
4.	437	2,604	1989
5.	429	3,157	1978
6.	424	2,536	2007
7.	422	3,311	1982
	422	3,358	1994
9.	421	3,215	1970
10.	420	2,802	1983
	420	3,712	1999

**Passing Touchdowns**

No.	TD	Season
1.	38	2011
2.	32	2010
3.	27	1980
	27	1993
	27	1978
6.	26	1969
	26	2001
8.	25	1979
	25	1982
	25	1999

**Passing Yards Per Game**

No.	Avg.	G	Yds.	Season
1.	337.2	11	3,709	1993
2.	319.6	11	3,516	1998
3.	309.3	12	3,712	1999
4.	305.3	11	3,358	1994
5.	301.0	11	3,311	1982
6.	295.8	10	2,958	1969
7.	278.7	11	3,066	1981
	278.7	13	3,623	2011
9.	267.9	12	3,215	1970
10.	265.5	11	2,921	1980
11.	263.1	12	3,157	1978
12.	261.3	11	2,874	1985
13.	260.4	12	3,125	1977
14.	258.7	13	3,363	2010
15.	254.7	11	2,802	1983
16.	252.1	10	2,521	1968
17.	251.2	11	2,763	1990
18.	248.4	12	2,981	2001
19.	247.3	11	2,720	2004
20.	243.9	11	2,683	1997

**Completion Percentage**

No.	Pct.	Att.	Comp.	Int.	TD	Season
1.	.712	417	297	10	38	2011
2.	.702	379	266	8	32	2010
3.	.671	439	295	15	10	1985
4.	.667	366	244	11	11	1990
5.	.655	383	251	12	27	1980
6.	.650	474	308	14	27	1993
7.	.635	422	268	13	25	1982
8.	.632	408	258	15	23	1977
9.	.625	429	268	17	27	1978
10.	.623	318	198	9	25	1979

**Scoring****Most Points**

No.	Total	TD	PAT	2-PT	FG	Saf.	Season
1.	561	73	68	1	17	1	2011
2.	524	68	61	2	17	0	2010
3.	461	59	53	3	16	0	2009
4.	422	55	48	4	12	0	2001
5.	418	53	49	0	15	3	1999
6.	390	49	45	0	17	0	2012
7.	368	49	46	0	8	2	1991
8.	349	46	41	0	10	1	1969
9.	344	43	34	2	16	0	1995
10.	343	45	36	2	11	0	1970

Since 1951

**Fewest Points**

No.	Total	TD	PAT	2-PT	FG	Saf.	Season
1.	93	13	6	3	1	0	1958
2.	105	15	9	0	0	0	1961
3.	111	15	8	2	3	0	1960
4.	123	19	9	0	0	0	1954
5.	124	17	7	3	3	0	1962
6.	127	15	13	0	8	0	2006
7.	144	18	13	1	7	0	1965
8.	149	19	13	2	6	0	1966
9.	150	18	15	0	9	0	1964
10.	154	18	12	4	8	1	1963

Since 1951

**Most Points Per Game**

No.	PPG	Games	Points	Season
1.	43.2	13	561	2011
2.	40.3	13	524	2010
3.	35.5	13	461	2009
4.	35.2	12	422	2001
5.	34.9	10	349	1969
6.	34.8	12	418	1999
7.	30.7	12	368	1991
8.	29.8	11	328	1982
9.	29.7	11	327	1994
10.	29.3	11	322	1975

Since 1951

**Fewest Points Per Game**

No.	PPG	Games	Points	Season
1.	9.3	10	93	1958
2.	10.5	10	105	1961
3.	10.6	12	127	2006
4.	11.1	10	111	1960

5.	12.3	10	123	1954
6.	12.4	10	124	1962
7.	14.4	10	144	1965
8.	14.5	11	159	1983
9.	14.9	10	149	1966
10.	15.0	10	150	1964

Since 1951

**Total Offense****Most Yards Gained**

No.	Yds.	Rush	Pass	Year
1.	6,361	2,738	3,623	2011
2.	6,142	2,779	3,363	2010
3.	5,559	2,837	2,722	2009
4.	5,397	1,685	3,712	1999
5.	5,317	2,336	2,981	2001
6.	5,242	2,440	2,802	2012
7.	5,129	1,972	3,157	1978
8.	5,122	1,997	3,125	1977
9.	5,095	1,880	3,215	1970
10.	4,919	1,961	2,958	1969

**Fewest Yards Gained**

No.	Yds.	Rush	Pass	Year
1.	2,377	1,476	901	1961
2.	2,530	1,217	1,313	1960
3.	2,559	1,642	917	1963
4.	2,728	1,453	1,275	1954
5.	2,756	1,673	1,083	1964
6.	2,758	1,544	1,214	1962
7.	2,783	781	2,002	2006
8.	2,830	1,249	1,581	1958
9.	2,914	1,742	1,172	1967
10.	2,918	1,668	1,250	1966

**Most Yards Gained Per Game**

No.	YPG	Yards	Games	Year
1.	491.9	4,919	10	1969
2.	489.3	6,361	13	2011
3.	472.5	6,142	13	2010
4.	449.8	5,397	12	1999
5.	444.5	4,889	11	1994
6.	443.6	4,880	11	1981
7.	443.1	5,317	12	2001
8.	432.6	4,759	11	1980
9.	427.4	5,129	12	1978
10.	426.8	5,122	12	1977

Since 1951

**Fewest Yards Gained Per Game**

No.	YPG	Yards	Games	Year
1.	231.9	2,783	12	2006
2.	237.7	2,377	10	1961
3.	253.0	2,530	10	1960
4.	255.9	2,559	10	1963
5.	272.8	2,728	10	1954
6.	275.6	2,756	10	1964
7.	275.8	2,758	10	1962
8.	283.0	2,830	10	1958
	283.0	3,113	11	2003
10.	287.9	3,167	11	1973

Since 1951

### Yearly Statistical Leaders

#### Passing

Year	Name	PA	PC	Pct.	Int.	Yds.	TD
1951	Gary Kerkorian	208	114	.548	9	1583	7
1952	Bob Garrett	126	60	.476	15	871	10
1953	Bob Garrett	205	118	.576	10	1637	17
1954	John Brodie	163	81	.497	16	937	4
1955	John Brodie	133	76	.571	7	1024	5
1956	John Brodie	240	139	.579	14	1633	12
1957	Jack Douglas	146	78	.535	6	957	9
1958	Bob Nicoletti	146	77	.527	5	724	2
1959	Dick Norman	263	152	.578	12	1963	11
1960	Dick Norman	201	95	.473	13	1057	4
1961	Rod Sears	82	37	.451	4	358	0
1962	Steve Thurlow	115	55	.478	7	768	1
1963	Dick Berg	62	29	.468	5	301	1
1964	Terry DeSylvia	71	39	.549	7	451	1
1965	Dave Lewis	183	94	.514	8	1257	5
1966	Gene Washington	102	35	.343	11	479	4
1967	Chuck Williams	153	76	.497	11	923	7
1968	Jim Plunkett	268	142	.529	14	2156	14
1969	Jim Plunkett	336	197	.586	15	2673	20
1970	Jim Plunkett	388	211	.544	19	2980	19
1971	Don Bunce	341	186	.545	16	2555	13
1972	Mike Boryla	350	183	.523	20	2284	14
1973	Mike Boryla	256	140	.547	10	1629	17
1974	Mike Cordova	295	128	.434	13	1569	10
1975	Mike Cordova	231	106	.459	9	1311	11
1976	Guy Benjamin	295	170	.576	17	1982	12
1977	Guy Benjamin	366	231	.631	15	2790	22
1978	Steve Dils	419	264	.630	15	3153	25
1979	Turk Schonert	221	148	.670	6	1927	19
1980	John Elway	379	248	.654	11	2889	27
1981	John Elway	366	214	.584	13	2674	20
1982	John Elway	405	262	.646	12	3242	24
1983	John Paye	297	150	.505	17	1971	10
1984	Fred Buckley	166	81	.488	17	940	5
1985	John Paye	405	271	.669	13	2589	10




Don Bunce

1986	John Paye	349	217	.622	11	2261	14
1987	Brian Johnson	203	112	.552	13	1510	11
1988	Jason Palumbis	228	128	.561	7	1569	8
1989	Steve Smith	270	150	.556	11	1502	7
1990	Jason Palumbis	341	234	.686	9	2579	11
1991	Steve Stenstrom	229	135	.590	8	1853	15
1992	Steve Stenstrom	363	214	.590	10	2609	16
1993	Steve Stenstrom	455	300	.659	14	3627	27
1994	Steve Stenstrom	333	217	.652	6	2822	16
1995	Mark Butterfield	360	209	.581	11	2672	19
1996	Chad Hutchinson	340	212	.624	13	2360	11
1997	Chad Hutchinson	315	189	.600	10	2101	10
1998	Todd Husak	447	233	.521	7	3092	17
1999	Todd Husak	342	193	.564	11	2946	18
2000	Randy Fasani	180	93	.517	6	1400	11
2001	Randy Fasani	188	97	.516	4	1594	13
2002	Kyle Matter	214	116	.542	10	1219	8
2003	Chris Lewis	207	100	.483	9	1178	8
2004	Trent Edwards	273	149	.546	11	1732	9
2005	Trent Edwards	268	168	.627	7	1934	17
2006	Trent Edwards	156	94	.603	6	1027	6
2007	T.C. Ostrander	229	130	.568	3	1422	7
2008	Tavita Pritchard	254	147	.579	13	1633	10
2009	Andrew Luck	288	162	.563	4	2575	13
2010	Andrew Luck	372	263	.707	8	3338	32
2011	Andrew Luck	404	288	.713	10	3517	37
2012	Josh Nunes	235	124	.528	7	1643	10

#### Rushing

Year	Name	Att.	Yds.	Avg.	TD
1951	Harry Hugasian	127	491	3.9	9
1952	Bob Mathias	147	653	4.4	6
1953	Ron Cook	80	424	5.3	5
1954	Bill Tarr	154	729	4.7	7
1955	Bill Tarr	172	687	4.0	8
1956	Lou Valli	120	628	5.2	9
1957	Chuck Shea	163	840	5.2	7
1958	Doug Dick	60	252	4.2	0
1959	Skip Face	96	362	3.8	11
1960	Gil Dowd	116	477	4.1	5
1961	Ken Babajian	55	189	3.4	4
1962	J.D. Lodato	84	357	4.3	2
1963	Steve Thurlow	92	495	5.4	4
1964	Ray Handley	197	936	4.8	4
1965	Ray Handley	163	654	4.0	7
1966	Jack Root	136	571	4.2	6
1967	Nate Kirtman	130	573	4.6	1
1968	Howie Williams	105	499	4.8	3
1969	Bubba Brown	127	588	4.6	4
1970	Hillary Shockley	181	657	3.6	7
1971	Jackie Brown	130	539	4.1	6
1972	John Winesberry	125	536	4.3	7
1973	Scott Laidlaw	145	639	4.4	4
1974	Scott Laidlaw	156	636	4.1	4
1975	Don Stevenson	138	650	4.7	2
1976	Don Stevenson	121	452	3.7	1
1977	Darrin Nelson	194	1105	5.7	3
1978	Darrin Nelson	183	1161	6.3	6
1979	Vincent White	104	475	4.6	1
1980	Darrin Nelson	161	889	5.5	4
1981	Darrin Nelson	192	1014	5.2	11
1982	Mike Dotterer	113	535	4.7	8
1983	Thomas Henley	66	228	3.5	1
1984	Brad Muster	184	823	4.5	2
1985	Brad Muster	140	521	3.7	6
1986	Brad Muster	260	1123	4.3	13



Mike Cordova

1987	Brad Muster	119	543	4.6	7
1988	Jon Volpe	228	1027	4.5	6
1989	Scott Eschelmann	77	334	4.3	0
1990	Glyn Milburn	152	729	4.8	2
1991	Tommy Vardell	247	1188	4.8	22
1992	Glyn Milburn	186	870	4.7	8
1993	Ellery Roberts	111	419	3.8	3
1994	Anthony Bookman	129	577	4.5	7
1995	Anthony Bookman	196	918	4.7	3
1996	Mike Mitchell	180	883	4.9	4
1997	Anthony Bookman	122	800	6.6	7
1998	Coy Wire	85	298	3.5	2
1999	Brian Allen	121	608	5.0	4
2000	Kerry Carter	179	729	4.1	6
2001	Brian Allen	184	940	5.1	9
2002	Kerry Carter	149	524	3.5	2
2003	Kenneth Tolon	150	522	3.5	2
2004	J.R. Lemon	93	440	4.7	6
2005	Jason Evans	72	248	3.4	1
2006	Anthony Kimble	114	470	4.1	2
2007	Anthony Kimble	115	509	4.4	8
2008	Toby Gerhart	210	1136	5.4	15
2009	Toby Gerhart	343	1871	5.5	28
2010	Stepfan Taylor	223	1137	5.1	15
2011	Stepfan Taylor	242	1330	5.5	10
2012	Stepfan Taylor	322	1530	4.8	13

#### Receptions

Year	Name	No.	Yds.	Avg.	TD
1951	Bill McColl	46	669	14.5	7
1952	Sam Morley	40	523	13.1	6
1953	Sam Morley	45	594	13.2	6
1954	John Stewart	36	577	16.0	2
1955	John Stewart	23	296	12.9	1
1956	Paul Camera	28	350	12.5	2
1957	Gary Van Galder	18	182	10.2	1
1958	Chris Burford	45	493	11.0	2
1959	Chris Burford	61	757	12.4	6
1960	Skip Face	29	270	9.3	3
1961	George Honore	22	225	10.2	0
1962	Frank Patitucci	22	259	11.8	1
1963	Bob Howard	11	174	15.8	2



	Dick Ragsdale	11	129	11.7	3
1964	John Mason	22	250	11.4	0
1965	Mike Connelly	29	366	12.6	1
1966	Bob Conrad	45	555	12.3	2
1967	Gene Washington	48	575	12.0	2
1968	Gene Washington	71	1117	15.7	8
1969	Bob Moore	38	476	12.5	4
1970	Randy Vataha	54	895	16.6	7
1971	John Winesberry	45	655	14.6	4
1972	Eric Cross	53	730	13.8	9
1973	Bill Singler	31	501	16.2	5
1974	Tony Hill	34	542	15.9	2
	Eric Test	34	419	12.3	3
1975	Tony Hill	55	916	16.7	7
1976	Tony Hill	44	696	15.8	8
1977	James Lofton	57	1010	17.7	14
1978	Ken Margerum	58	1029	17.7	11
1979	Andre Tyler	45	652	14.5	5
1980	Andre Tyler	53	737	13.9	7
1981	Darrin Nelson	67	846	12.6	5
1982	Vincent White	68	677	9.9	8
1983	Mike Tolliver	58	656	11.3	3
1984	Brad Muster	31	228	6.9	0
1985	Brad Muster	78	654	8.3	4
1986	Brad Muster	65	618	9.5	3
1987	Jeff James	42	516	12.3	3
1988	Charlie Young	43	560	13.0	2
1989	Ed McCaffrey	53	871	16.4	4
1990	Glyn Milburn	64	632	9.9	2
1991	Chris Walsh	71	995	14.0	6
1992	Mike Cook	55	704	12.8	1
1993	Ethan Allen	52	313	6.0	1
1994	Justin Armour	67	1092	16.3	7
1995	Mark Harris	60	1021	17.0	6
1996	Brian Manning	40	425	10.6	1
1997	Troy Walters	86	1206	14.0	8
1998	DeRonnie Pitts	74	1012	13.7	7
1999	Troy Walters	77	1508	19.6	10
2000	DeRonnie Pitts	77	882	11.5	8
2001	Luke Powell	45	884	19.6	7
2002	Teyo Johnson	41	467	11.4	8

2003	Luke Powell	45	520	11.6	3
2004	Alex Smith	52	706	13.6	3
2005	Mark Bradford	37	609	16.5	6
2006	Richard Sherman	34	581	17.1	3
2007	Mark Bradford	51	642	12.6	3
2008	Ryan Whalen	41	508	12.4	1
2009	Ryan Whalen	57	926	16.2	4
2010	Doug Baldwin	58	857	14.8	9
2011	Griff Whalen	56	749	13.4	4
2012	Zach Ertz	69	898	13.0	6

### Receiving Yards

Year	Name	No.	Yds.	Avg.	TD
1951	Bill McColl	46	669	14.5	7
1952	Sam Morley	40	523	13.1	6
1953	Sam Morley	45	594	13.2	6
1954	John Stewart	36	577	16.0	2
1955	Paul Camera	22	330	15.0	5
1956	Paul Camera	28	350	12.5	2
1957	Joel Freis	14	218	15.6	2
1958	Chris Burford	45	493	11.0	2
1959	Chris Burford	61	757	12.4	6
1960	Mac Wylie	25	377	15.1	0
1961	George Honore	22	225	10.2	0
1962	Bob Howard	20	272	13.6	2
1963	Bob Howard	11	174	15.8	2
1964	Mike Connelly	17	266	15.6	0
1965	Mike Connelly	29	366	12.6	1
1966	Bob Conrad	45	555	12.3	2
1967	Gene Washington	48	575	12.0	2
1968	Gene Washington	71	1117	15.7	8
1969	Randy Vataha	35	691	19.7	5
1970	Randy Vataha	54	895	16.6	7
1971	Miles Moore	41	868	21.2	6
1972	Eric Cross	53	730	13.8	9
1973	Bill Singler	31	501	16.2	5
1974	Tony Hill	34	542	15.9	2
1975	Tony Hill	55	916	16.7	7
1976	Tony Hill	44	696	15.8	8
1977	James Lofton	57	1010	17.7	14
1978	Ken Margerum	58	1029	17.7	11
1979	Ken Margerum	41	733	17.9	10
1980	Andre Tyler	53	737	13.9	7
1981	Darrin Nelson	67	846	12.6	5
1982	Emile Harry	44	763	17.3	5
1983	Emile Harry	44	829	18.8	6
1984	Emile Harry	35	482	19.3	4
1985	Greg Baty	61	690	11.3	3
1986	Jeff James	56	820	14.6	8
1987	Ed McCaffrey	30	533	17.8	2
1988	Charlie Young	43	560	13.0	2
1989	Ed McCaffrey	53	871	16.4	4
1990	Ed McCaffrey	61	917	15.0	8
1991	Chris Walsh	71	995	14.0	6
1992	Mike Cook	55	704	12.8	1
1993	Justin Armour	51	764	15.0	6
1994	Justin Armour	67	1092	16.3	7
1995	Mark Harris	60	1021	17.0	6
1996	Damon Dunn	39	515	13.2	2
1997	Troy Walters	86	1206	14.0	8

1998	DeRonnie Pitts	74	1012	13.7	7
1999	Troy Walters	77	1508	19.6	10
2000	DeRonnie Pitts	77	882	11.5	8
2001	Luke Powell	45	884	19.6	7
2002	Teyo Johnson	41	467	11.4	8
2003	Mark Bradford	37	587	15.9	3
2004	Alex Smith	52	706	13.6	3
2005	Mark Bradford	37	609	16.5	6
2006	Richard Sherman	34	581	17.1	3
2007	Richard Sherman	39	651	16.7	4
2008	Ryan Whalen	41	508	12.4	1
2009	Ryan Whalen	57	926	16.2	4
2010	Doug Baldwin	58	857	14.8	9
2011	Griff Whalen	56	749	13.4	4
2012	Zach Ertz	69	898	13.0	6

### Scoring

Year	Name	TD	1XP	2XP	FG	Total
1951	Harry Hugasian	10	0	0	0	60
1952	Bob Mathias	6	0	0	0	36
1953	Ron Cook	9	0	0	0	54
1954	Bill Tarr	7	1	0	0	43
1955	Bill Tarr	8	0	0	0	48
1956	Lou Valli	10	0	0	0	60
1957	Chuck Shea	8	0	0	0	48
1958	Skip Face	3	6	1	1	29
1959	Skip Face	11	19	3	3	100
1960	Skip Face	5	8	0	3	47
1961	Ken Babajian	4	0	0	0	24
1962	Clark Weaver	3	0	0	0	18
1963	Dick Ragsdale	6	0	1	0	38
1964	Braden Beck	0	15	0	9	42
1965	Ray Handley	7	0	1	0	44
1966	Jack Root	6	0	0	0	36
1967	Bill Shoemaker	2	17	0	6	47
1968	Gene Washington	9	0	0	0	54
1969	Steve Horowitz	0	41	0	10	71
1970	Steve Horowitz	0	36	0	11	69
1971	Rod Garcia	0	25	0	16	73
1972	Rod Garcia	0	25	0	10	55
1973	Rod Garcia	0	22	0	18	76
1974	Mike Langford	0	20	0	15	65
1975	Mike Langford	0	33	0	9	60
1976	Mike Michel	0	25	0	12	61
1977	James Lofton	14	0	1	0	86
1978	Ken Naber	0	29	1	13	70
1979	Ken Margerum	10	0	0	0	60
1980	Ken Margerum	11	0	0	0	66
1981	Darrin Nelson	16	0	0	0	96
1982	Vincent White	15	0	1	0	92
1983	Mark Harmon	0	13	0	10	43
1984	Mark Harmon	0	23	0	14	65
1985	Brad Muster	10	0	1	0	62
1986	Brad Muster	16	0	0	0	96
1987	Brad Muster	8	0	0	0	48
1988	John Hopkins	0	25	0	19	82
1989	John Hopkins	0	15	0	18	69
1990	Tommy Vardell	14	0	0	0	84
1991	Tommy Vardell	22	0	0	0	132
1992	Eric Abrams	0	34	0	17	85
1993	Eric Abrams	0	34	0	11	67
1994	Eric Abrams	0	28	0	9	55
1995	Eric Abrams	0	34	0	16	82
1996	Kevin Miller	0	26	0	13	65



Doug Baldwin

1997	Troy Walters	10	0	0	0	60
1998	Kevin Miller	0	29	0	10	59
1999	Mike Biselli	0	49	0	15	94
2000	DeRonnie Pitts	8	0	1	0	50
2001	Mike Biselli	0	48	0	12	84
2002	Teyo Johnson	8	0	2	0	52
2003	Michael Sgroi	0	21	0	7	42
2004	Michael Sgroi	0	22	0	16	70
2005	Michael Sgroi	0	32	0	15	77
2006	Aaron Zagory	0	13	0	8	37
2007	Derek Belch	0	26	0	15	71
2008	Toby Gerhart	15	0	0	0	90
2009	Toby Gerhart	28	0	2	0	172
2010	Nate Whitaker	0	61	0	17	112
2011	Jordan Williamson	0	54	0	13	93
2012	Jordan Williamson	0	45	0	17	96

### Total Offense

Year	Name	Rush	Pass	Yds.	Avg.
1951	Gary Kerkorian	19	1583	1602	145.6
1952	Bob Mathias	653	225	878	87.8
1953	Bob Garrett	-135	1637	1502	150.2
1954	John Brodie	-63	937	874	87.4
1955	John Brodie	20	1024	1044	104.4
1956	John Brodie	9	1633	1642	164.2
1957	Jack Douglas	108	957	1065	106.5
1958	Bob Nicolet	6	724	730	81.0
1959	Dick Norman	55	1963	2018	201.8
1960	Dick Norman	-59	1057	998	99.8
1961	Rod Sears	1	358	357	35.7
1962	Steve Thurlow	194	768	962	96.2
1963	Steve Thurlow	495	176	671	67.1
1964	Ray Handley	936	3	939	93.9
1965	Dave Lewis	183	1257	1440	144.0
1966	Gene Washington	362	479	841	84.1

1967	Chuck Williams	122	923	1045	130.6
1968	Jim Plunkett	47	2156	2203	220.3
1969	Jim Plunkett	113	2673	2786	278.6
1970	Jim Plunkett	209	2980	3189	265.8
1971	Don Bunce	250	2555	2805	233.8
1972	Mike Boryla	-213	2284	2071	188.3
1973	Mike Boryla	-75	1629	1554	141.3
1974	Mike Cordova	34	1569	1603	160.3
1975	Mike Cordova	10	1311	1321	132.1
1976	Guy Benjamin	-48	1982	1934	214.9
1977	Guy Benjamin	-103	2790	2687	244.3
1978	Steve Dils	-120	3153	3033	252.8
1979	Turk Schonert	46	1927	1973	179.4
1980	John Elway	50	2889	2939	267.2
1981	John Elway	-158	2674	2516	228.7
1982	John Elway	-138	3242	3104	282.2
1983	John Paye	-39	1971	1932	175.6
1984	Fred Buckley	-29	940	911	113.9
1985	John Paye	-40	2589	2549	231.7
1986	John Paye	-72	2261	2189	199.0
1987	Brian Johnson	-90	1510	1420	177.5
1988	Jason Palumbis	-90	1569	1479	147.9
1989	Steve Smith	-115	1502	1387	138.7
1990	Jason Palumbis	-136	2579	2443	222.1
1991	Steve Stenstrom	-123	1853	1730	173.0
1992	Steve Stenstrom	-272	2609	2337	179.8
1993	Steve Stenstrom	-229	3627	3398	308.9
1994	Steve Stenstrom	-108	2822	2714	301.6
1995	Mark Butterfield	65	2672	2737	228.1
1996	Chad Hutchinson	-243	2360	2117	176.4
1997	Chad Hutchinson	-216	2101	1885	171.4
1998	Todd Husak	-66	3092	3026	275.1
1999	Todd Husak	-15	2946	2931	266.5
2000	Randy Fasani	123	1400	1523	190.4
2001	Randy Fasani	205	1594	1799	199.9
2002	Kyle Matter	64	1219	1283	128.3
2003	Chris Lewis	-11	1178	1167	129.7
2004	Trent Edwards	32	1732	1764	196.0
2005	Trent Edwards	153	1934	2087	189.7
2006	Trent Edwards	37	1027	1064	152.0
2007	T.C. Ostrander	-171	1422	1251	156.4
2008	Tavita Pritchard	113	1633	1746	145.5
2009	Andrew Luck	354	2575	2929	244.1
2010	Andrew Luck	453	3338	3791	291.6
2011	Andrew Luck	150	3517	3667	282.1
2012	Josh Nunes	74	1643	1717	171.7

### Punt Returns

Year	Name	No.	Yds.	TD	Avg.	Lg.
1955	Jeri McMillin	6	56	0	9.3	NA
1956	Gordy Young	11	126	0	11.5	NA
1957	Jeri McMillin	7	87	0	12.4	NA
1958	Dick Bowers	7	56	0	8.0	NA
1959	Skip Face	6	63	0	10.5	NA
1960	Gary Craig	11	90	0	11.0	NA
1961	Gary Craig	17	98	0	5.8	NA
1962	Dick Ragsdale	6	70	0	11.7	33
1963	Craig Ritchey	6	141	1	23.5	NA
1964	John Guillory	7	88	0	12.6	NA
1965	Dale Rubin	14	157	1	11.2	NA
1966	Mark Marquess	16	129	0	8.0	NA
1967	Tom Massey	18	184	0	10.2	NA
1968	Jim Kauffman	22	200	0	9.1	NA
1969	Randy Vataha	9	129	1	14.7	NA
1970	Eric Cross	29	358	1	12.3	61 (TD)
1971	James Ferguson	18	124	0	6.9	17



Chris Owusu

1972	Eric Cross	27	191	0	7.1	23
1973	Craig Zaltosky	21	299	1	14.2	68 (TD)
1974	Ray Anderson	29	205	0	7.1	30
1975	Ray Anderson	14	150	1	10.7	65
1976	Savann Thompson	10	83	0	8.3	14
1977	Darrin Nelson	10	77	0	7.7	44
1978	Darrin Nelson	20	254	0	12.7	74
1979	Andre Tyler	19	122	0	6.4	13
1980	Andre Tyler	23	109	0	4.7	21
1981	Darrin Nelson	20	138	0	6.9	27
1982	Vincent White	5	104	1	20.8	76 (TD)
1983	Emile Harry	9	67	0	7.4	18
1984	Emile Harry	17	68	0	4.0	11
1985	Thomas Henley	6	77	0	12.8	33
1986	Thomas Henley	32	389	1	12.2	92 (TD)
1987	Alan Grant	27	446	2	16.5	77 (TD)
1988	Alan Grant	30	207	0	6.9	37
1989	Alan Grant	34	218	0	6.4	26
1990	Glyn Milburn	24	267	1	11.1	73
1991	Glyn Milburn	23	223	0	9.7	54
1992	Glyn Milburn	34	589	3	17.3	79
1993	Leroy Pruitt	20	113	0	5.7	21
1994	Ozzie Grenardo	10	85	0	8.5	24
1995	Damon Dunn	15	95	0	6.3	20
1996	Troy Walters	29	332	1	11.4	75 (TD)
1997	Troy Walters	30	424	2	14.1	77 (TD)
1998	Troy Walters	13	87	0	6.7	22
1999	Troy Walters	19	131	0	6.9	22
2000	DeRonnie Pitts	16	81	0	5.1	13
2001	Luke Powell	21	308	0	16.0	58
2002	Luke Powell	19	154	0	8.1	32
2003	Luke Powell	36	325	1	9.0	90 (TD)
2004	David Marrero	27	224	0	8.3	64
2005	T.J. Rushing	14	128	0	9.1	20
2006	Chris Hobbs	13	73	0	5.6	20
2007	Chris Hobbs	18	122	0	6.8	29
2008	Doug Baldwin	18	155	0	8.6	38
2009	Richard Sherman	15	154	1	10.3	59
2010	Drew Terrell	18	219	0	12.2	34
2011	Drew Terrell	18	216	0	12.0	42
2012	Drew Terrell	24	291	0	12.1	76 (TD)

(min. 1 return per game)



Trent Edwards

## Kickoff Returns

Year	Name	No.	Yds.	TD	Avg.
1955	Gordy Young	6	145	0	24.2
1956	Lou Valli	8	187	0	23.4
1957	Chuck Shea	7	173	0	24.7
1958	Jim Byrer	7	154	0	22.0
1959	Skip Face	8	181	0	22.6
1960	Skip Face	19	387	0	20.4
1961	Tyce Fitzmorris	10	161	0	16.1
1962	J.D. Lodato	10	170	0	17.0
1963	Dick Ragsdale	8	179	0	22.4
1964	Bob Blunt	14	347	0	24.8
1965	Bob Blunt	7	151	0	21.5
1966	Dave Lewis	12	251	0	10.9
1967	Nate Kirtman	8	236	1	29.6
1968	Jim Kauffman	15	254	0	16.6
1969	Miles Moore	7	177	0	25.3
1970	Eric Cross	20	418	0	20.9
1971	Miles Moore	16	300	0	18.8
1972	Reggie Sanderson	13	378	1	29.1
1973	Ron Inge	12	407	1	33.9
1974	Ray Anderson	28	579	0	20.7
1975	Ray Anderson	25	540	0	21.6
1976	Ron Inge	10	252	0	25.2
1977	Billy Anderson	19	395	0	20.8
1978	Gordon Banks	15	313	0	20.9
1979	Vincent White	24	518	0	21.6
1980	Vincent White	29	603	0	20.8
1981	Mike Dotterer	24	584	0	24.3
1982	Ken Williams	25	568	0	22.7
1983	Shaun Avant	14	326	0	23.2
1984	Kevin B. Scott	19	455	0	23.9
1985	Thomas Henley	21	440	0	20.9
1986	Kevin B. Scott	12	327	1	27.3
1987	Charlie Young	17	336	0	19.8
1988	Kevin T. Scott	27	596	1	22.1
1989	Kevin T. Scott	24	491	0	20.5
1990	Glyn Milburn	24	594	0	24.8
1991	Ozzie Grenardo	13	344	0	26.5
1992	Glyn Milburn	15	316	0	21.1
1993	Mike Mitchell	25	579	0	23.2
1994	Damon Dunn	17	412	1	24.2
1995	Damon Dunn	22	656	1	29.8
1996	Damon Dunn	16	433	1	27.1
1997	Damon Dunn	21	566	0	27.0
1998	Juan Carlos Lacey	9	196	0	21.8
1999	Ryan Wells	18	460	0	25.5
2000	Ryan Wells	22	494	0	22.5
2001	Brian Allen	16	427	0	26.7
2002	Ryan Wells	36	715	0	19.9
2003	Nick Sebes	19	420	0	22.1
2004	T.J. Rushing	23	653	1	28.4
2005	T.J. Rushing	21	575	2	27.4
2006	Jason Evans	16	349	0	21.8
2007	Doug Baldwin	23	555	0	24.1
2008	Jeremy Stewart	14	328	0	23.4
2009	Chris Owusu	37	1167	3	31.5
2010	Chris Owusu	19	462	0	24.3
2011	Ty Montgomery	27	680	1	25.2
2012	Ty Montgomery	11	293	0	26.6

(min. 1 return per game)

## Punting

Year	Name	No.	Yds.	Avg.
1955	John Brodie	17	654	38.5
1956	John Brodie	27	906	33.6

1957	Al Harrington	17	571	33.6
1958	Roderick McMillen	19	730	38.4
1959	Roderick McMillen	15	602	40.1
1960	Gary Craig	44	1678	38.1
1961	Rod Sears	26	839	32.3
1962	Stan Lindskog	27	900	33.3
1963	Dick Ragsdale	34	1252	36.8
1964	Dave Lewis	34	1487	43.7
1965	Dave Lewis	29	1302	44.9
1966	Dave Lewis	52	2090	40.2
1967	Bob Reinhard	58	2145	37.0
1968	Tim Abena	41	1592	38.8
1969	Bob Reinhard	49	1888	38.5
1970	Steve Murray	40	1342	33.6
1971	Steve Murray	50	1891	37.8
1972	Dave Ottmar	71	2744	38.6
1973	Dave Ottmar	53	2199	41.5
1974	Tom Lynn	71	2592	36.5
1975	Mike Michel	41	1352	33.0
1976	Mike Michel	66	2627	39.8
1977	Brad Fox	49	1992	40.7
1978	Ken Naber	32	1289	40.3
1979	Ken Naber	62	2628	42.4
1980	Ken Naber	48	1934	40.3
1981	Greg Topp	54	1954	36.7
1982	Tripp Hardin	48	1905	39.6
1983	Tripp Hardin	66	2765	41.8
1984	Doug Robison	44	1742	39.5
1985	Doug Robison	47	1868	39.7
1986	Doug Robison	62	2589	41.8
1987	Doug Robison	44	2011	45.7
1988	John Hopkins	44	1625	36.9
1989	Paul Stonehouse	49	1840	37.6
1990	Paul Stonehouse	55	2134	38.8
1991	Paul Stonehouse	60	2235	37.3
1992	Paul Stonehouse	89	3724	41.8
1993	Aaron Mills	63	2661	42.2
1994	Aaron Mills	44	1781	40.5
1995	Kevin Miller	59	2204	37.4
1996	Kevin Miller	68	2750	40.4
1997	Kevin Miller	59	2556	43.3
1998	Kevin Miller	71	2826	39.8
1999	Sean Tolpinrud	68	2489	36.6
2000	Mike Biselli	36	1340	37.2
2001	Eric Johnson	55	2083	37.9
2002	Eric Johnson	58	2306	39.8
2003	Eric Johnson	86	3687	42.9
2004	Jay Ottovegio	66	2728	41.3
2005	Jay Ottovegio	67	2723	40.6
2006	Jay Ottovegio	61	2417	39.6
2007	Jay Ottovegio	78	3215	41.2
2008	David Green	53	2116	39.9
2009	David Green	33	1360	41.2
2010	Daniel Zychlinski	24	1003	41.8
2011	David Green	34	1417	41.7
2012	Daniel Zychlinski	66	2846	43.1

## Interceptions

Year	Name	Int.	Yds.	Avg.
1955	Tony Mosich	2	28	14.0
	Gordy Young	2	12	6.0
1956	Five tied with one interception.			
1957	Jack Taylor	3	129	43.0
1958	Roch Conklin	2	30	15.0
	Bob Nicolet	2	12	6.0
1959	Ben Robinson	1	NA	

	Skip Face	1	NA	
	Mac Wylie	1	NA	
1960	Six tied with one interception.			
1961	Gary Craig	4	80	20.0
1962	Dick Ragsdale	3	23	7.7
1963	Dick Ragsdale	3	30	10.0
1964	Dick Ragsdale	5	67	13.4
1965	Craig Ritchey	3	63	21.0
	Dale Rubin	3	26	8.7
1966	Dave Nelson	5	78	15.6
1967	Marty Brill	3	60	20.0
	Tom Massey	3	23	7.7
	Dick Oliver	3	52	17.3
	Donn Renwick	3	0	0.0
1968	Tom Massey	4	35	8.8
	Dennis Moore	4	41	10.3
1969	Jim Kauffman	3	18	6.0
	Rich Keller	3	62	20.8
1970	Jack Schultz	4	63	15.8
1971	Benny Barnes	8	111	13.9
1972	Steve Murray	6	45	7.5
1973	Jim Kaffen	7	58	8.3
1974	Paul Skрабо	4	40	10.0
1975	Rich Waters	4	50	12.5
1976	Gordy Ceresino	3	41	13.6
	Savann Thompson	3	21	7.0
	Rich Waters	3	48	16.0
1977	Ray Cardinali	2	43	21.5
	Robert Chapman	2	12	6.0
	John Pigott	2	7	3.5
	Rick Parker	2	8	4.0
1978	Steve Budinger	5	50	10.0
1979	Rick Gervais	4	0	0.0
1980	Kevin Baird	3	65	21.7
1981	Charles Hutchings	2	15	7.5
	Dave Morze	2	36	18.0
1982	Charles Hutchings	5	54	10.8
1983	Vaughn Williams	4	21	5.2
1984	Toi Cook	4	29	7.3
	Mark Hashimoto	4	0	0.0
	Eric Price	4	72	18.0



Leigh Torrence

1985	Toi Cook	5	116	23.2
1986	Toi Cook	8	131	16.4
1987	Brad Humphreys	6	14	2.3
1988	Brad Humphreys	4	77	19.3
1989	Albert Richardson	5	19	3.8
1990	Kevin T. Scott	3	19	6.3
1991	Albert Richardson	2	18	9.0
1992	Vaughn Bryant	6	37	6.2
1993	Vaughn Bryant	4	79	19.8
1994	Leroy Pruitt	4	12	3.0
1995	Josh Madsen	4	33	8.3
	Leroy Pruitt	4	68	17.0
1996	Tim Smith	4	55	13.8
	Josh Madsen	4	62	15.5
1997	Chris Johnson	3	49	16.3
1998	Tim Smith	6	69	11.5
1999	Tim Smith	6	86	14.3
2000	Ryan Fernandez	3	0	0.0
	Aaron Focht	3	2	0.7
	Brian Taylor	3	56	18.7
	Tank Williams	3	10	3.3
2001	Tank Williams	5	22	4.4
2002	Leigh Torrence	3	55	18.3
	Oshiomogho Atogwe	3	43	14.3
2003	Trevor Hooper	3	66	22.0
2004	Oshiomogho Atogwe	4	33	8.2
	Leigh Torrence	4	24	6.0
2005	Brandon Harrison	3	0	0.0
2006	Bo McNally	2	49	24.5
2007	Nick Sanchez	4	0	0.0
2008	Bo McNally	4	65	16.2
2009	Bo McNally	2	82	41.0
	Richard Sherman	2	43	21.5
	Delano Howell	2	4	2.0
2010	Delano Howell	5	0	0.0
2011	Michael Thomas	3	131	43.7
2012	Ed Reynolds	6	301	50.2

### Tackles

Year	Name	Solo	Assist	Total
1965	Bob Rath			108
1966	Marty Brill			83

1967	Blaine Nye			104
1968	Don Parish			143
1969	Don Parish			141
1970	Jeff Siemon			98
1971	Jeff Siemon			121
1972	Rich Merlo			164
1973	Pat Donovan			109
1974	Drew Palin	68	86	154
1975	Duncan McColl	59	80	139
1976	Gordy Ceresino	85	74	159
1977	Gordy Ceresino	111	85	196
1978	Gordy Ceresino	86	81	167
1979	Chuck Evans	83	35	118
1980	Craig Zellmer	58	50	108
1981	Dave Morze	50	35	85
1982	Vaughn Williams	63	31	94
1983	Dave Wyman	92	52	144
1984	Dave Wyman	68	60	128
1985	Matt Soderlund	26	113	139
1986	Dave Wyman	56	117	173
1987	Kevin Richardson	32	81	113
1988	Jono Tunney	59	96	155
1989	Jono Tunney	44	58	102
1990	Jono Tunney	38	44	82
1991	Seyon Albert	54	21	75
1992	John Lynch	83	38	45
1993	Toby Norwood	61	36	97
1994	Coy Gibbs	51	33	84
1995	Mike Hall	68	47	115
1996	Jon Haskins	61	47	108
1997	Chris Draft	63	18	81
1998	Tim Smith	82	27	109
1999	Marc Stockbauer	57	48	105
2000	Coy Wire	57	24	81
2001	Coy Wire	55	48	103
2002	Oshiomogho Atogwe	47	24	71
2003	Oshiomogho Atogwe	54	36	90
2004	Oshiomogho Atogwe	46	31	77
2005	Kevin Schimmelmann	52	34	86
2006	Michael Okwo	57	38	95
2007	Bo McNally	71	43	114
2008	Bo McNally	53	23	76
2009	Bo McNally	55	28	83
2010	Shayne Skov	50	34	84
2011	Jarek Lancaster	44	26	70
2012	Shayne Skov	43	38	81

### Sacks

Year	Name	No.	Yards Lost
1976	Duncan McColl	17	
1977	Chuck Evans	3	
1978	Chuck Evans	7	
1978	Milt McColl	7	
1979	Chuck Evans	5	
1980	Milt McColl	4	
1980	Doug Rogers	4	
1981	Tom Hall	4	
1981	Garin Veris	4	
1982	Garin Veris	9	
1983	Garin Veris	7	
1984	Garin Veris	5	65
1985	Tony Leiker	4	45
1986	Lester Archambeau	8	52
1987	Lester Archambeau	7	41
1988	Rob Hincley	13	109
1989	Jono Tunney	6	47
1990	Ron George	10	64
1991	Ron George	8	58

1992	Ron George	15	107
1993	Damon Phillips	3	28
	Jason White	3	12
1994	Jason Fisk	6	39
1995	Carl Hansen	8	46
1996	Kailee Wong	14	105
1997	Kailee Wong	12	77
1998	Riall Johnson	6	37
1999	Riall Johnson	14	122
2000	Riall Johnson	15	110
2001	Matt Leonard	4.5	34
2002	Amon Gordon	4	65
2003	Babatunde Oshinowo	4	30
2004	Jon Alston	10	100
2005	Julian Jenkins	7	47
2006	Trevor Hooper	2.5	20
2007	Clinton Snyder	8	66
2008	Thomas Keiser	6	33
2009	Thomas Keiser	9	70
2010	Chase Thomas	7.5	56
	Shayne Skov	7.5	51
2011	Chase Thomas	8.5	73
2012	Trent Murphy	10	56

### Tackles For Loss

Year	Name	No.	Yards Lost
1974	Duncan McColl	8	55
1975	Duncan McColl	26	87
1976	Duncan McColl	23	122
1977	Gordy Ceresino	8	33
1978	Chuck Evans	17	98
1979	Chuck Evans	11	50
1980	Doug Rogers	7	38
1981	Tom Hall	9	49
1982	Garin Veris	16	84
1983	Garin Veris	12	46
1984	Garin Veris	11	55
1985	Tom Prukop	6	28
1986	Chris Weber	5	12
1987	Rob Hincley	3	19
1988	Rob Hincley	9	24
1989	Rob Englehardt	6	23
1990	Ron George	18	80
1991	Ron George	18	94
1992	Ron George	26	142
1993	Toby Norwood	10	35
1994	Jason Fisk	11	49
1995	Carl Hansen	10	52
1996	Kailee Wong	24	134
1997	Kailee Wong	22	110
1998	Donnie Spragan	12	56
1998	Riall Johnson	12	53
1999	Willie Howard	20	86
2000	Riall Johnson	20	130
2001	Coy Wire	13	50
2002	Matt Leonard	8	38
2003	Jared Newberry	10	37
2004	Jon Alston	14.5	109
2005	Babatunde Oshinowo	10.5	51
2006	Tim Sims	5.5	27
	Pannel Egboh	5.5	17
2007	Pat Maynor	16.5	80
2008	Pat Maynor	8.5	39
2009	Thomas Keiser	15	84
2010	Chase Thomas	11.5	63
2011	Chase Thomas	17.5	96
2012	Trent Murphy	18	87



Oshiomogho Atogwe

## Annual Team Statistics

### Rushing

Year	G	Att.	Yds.	Avg.	TD
1951	11	556	1929	3.5	24
1952	10	473	1782	3.8	14
1953	10	438	1654	3.8	17
1954	10	406	1453	3.5	15
1955	10	493	1946	3.9	18
1956	10	388	1408	3.6	17
1957	10	506	2259	4.5	22
1958	10	330	1249	3.8	3
1959	10	358	1192	3.3	7
1960	10	366	1217	3.3	4
1961	10	475	1476	3.1	11
1962	10	478	1544	3.2	10
1963	10	457	1642	3.6	9
1964	10	475	1673	3.5	12
1965	10	521	1818	3.4	11
1966	10	504	1668	3.3	12
1967	10	512	1742	3.4	10
1968	10	519	1774	3.4	16
1969	10	459	1961	4.3	17
1970	12	512	1880	3.7	23
1971	12	538	1812	3.4	17
1972	11	430	1186	2.8	14
1973	11	408	1175	2.9	7
1974	11	413	1280	3.1	7
1975	11	418	1745	4.2	17
1976	11	428	1448	3.4	12
1977	12	501	1997	4.0	12
1978	12	521	1972	3.8	14
1979	11	460	1460	3.2	9
1980	11	463	1838	4.0	14
1981	11	475	1814	3.8	18
1982	11	355	1241	3.5	15
1983	11	336	825	2.5	3
1984	11	471	1696	3.6	18
1985	11	386	941	2.4	19
1986	12	452	1536	3.4	18

1987	11	437	1377	3.2	15
1988	11	366	1119	3.1	13
1989	11	381	994	2.6	6
1990	11	451	1456	3.2	20
1991	12	527	1971	3.7	31
1992	13	536	1634	3.0	17
1993	11	301	700	2.3	8
1994	11	411	1531	3.7	24
1995	12	506	1891	3.7	21
1996	12	450	1393	3.1	12
1997	11	404	1306	3.2	17
1998	11	346	831	2.4	11
1999	12	435	1685	3.9	23
2000	11	452	1528	3.4	12
2001	12	544	2336	4.3	27
2002	11	427	1465	3.4	12
2003	11	414	1054	2.5	10
2004	11	353	893	2.5	13
2005	11	387	1015	2.6	8
2006	12	367	781	2.1	3
2007	12	446	1334	3.0	14
2008	12	490	2395	4.9	26
2009	13	536	2837	5.3	39
2010	13	535	2779	5.2	34
2011	13	518	2738	5.3	32
2012	14	549	2440	4.4	23

### Passing

Year	G	PA	PC	Int.	Yds.	Pct.	TD
1951	11	245	130	14	1733	.531	9
1952	10	211	99	23	1367	.469	13
1953	10	230	130	13	1795	.532	19
1954	10	229	104	26	1275	.454	4
1955	10	244	130	15	1605	.532	11
1956	10	305	170	18	2044	.558	16
1957	10	189	95	7	1172	.502	11
1958	10	305	164	11	1581	.538	6
1959	10	307	176	18	2278	.573	11
1960	10	248	110	16	1313	.444	5
1961	10	183	85	17	901	.464	3
1962	10	200	95	12	1214	.475	5
1963	10	159	69	14	917	.434	8
1964	10	173	88	16	1083	.509	4
1965	10	205	102	10	1359	.498	5
1966	10	207	89	19	1250	.430	7
1967	10	210	101	17	1172	.481	8
1968	10	297	156	18	2521	.525	18
1969	10	382	217	17	2958	.568	26
1970	12	421	226	22	3215	.537	19
1971	12	372	200	16	2704	.538	13
1972	11	386	203	23	2509	.526	16
1973	11	318	173	12	1992	.544	19
1974	11	383	180	17	2195	.470	15
1975	11	374	189	20	2432	.505	21
1976	11	408	223	23	2669	.547	16
1977	12	408	258	15	3125	.632	23
1978	12	429	268	17	3157	.625	27
1979	11	318	198	9	2471	.623	25
1980	11	383	251	12	2921	.655	27
1981	11	410	241	14	3066	.587	22
1982	11	422	268	13	3311	.635	25
1983	11	420	210	24	2802	.500	15

1984	11	314	158	21	1788	.503	9
1985	11	439	295	15	2874	.671	10
1986	12	399	244	13	2517	.612	17
1987	11	340	174	24	2341	.512	14
1988	11	363	200	14	2336	.551	11
1989	11	437	252	18	2604	.577	11
1990	11	366	244	11	2763	.667	11
1991	12	371	217	12	2684	.585	15
1992	13	398	230	11	2805	.578	16
1993	11	474	308	14	3709	.650	27
1994	11	422	255	12	3358	.604	18
1995	12	364	212	11	2684	.582	19
1996	12	381	232	15	2574	.609	12
1997	11	393	226	14	2683	.575	15
1998	11	513	263	8	3516	.513	22
1999	12	420	237	12	3712	.564	25
2000	11	385	186	11	2605	.483	20
2001	12	369	193	12	2981	.523	26
2002	11	369	190	22	1960	.515	14
2003	11	397	189	18	2059	.476	12
2004	11	408	208	14	2720	.510	13
2005	11	337	207	8	2463	.614	18
2006	12	316	167	11	2002	.528	10
2007	12	424	227	13	2536	.535	12
2008	12	287	162	15	1826	.564	11
2009	13	313	174	6	2722	.556	14
2010	13	379	266	8	3363	.702	32
2011	13	417	297	10	3623	.712	38
2012	14	399	240	10	2802	.602	19

### Total Offense

Year	G	Rush	Pass	Total	Avg.
1951	11	1929	1733	3662	332.9
1952	10	1782	1367	3149	314.9
1953	10	1654	1795	3449	344.9
1954	10	1453	1275	2728	272.8
1955	10	1946	1605	3551	355.1
1956	10	1408	2044	3452	345.2
1957	10	2259	1172	3431	343.1
1958	10	1249	1581	2830	283.0
1959	10	1192	2278	3470	347.0
1960	10	1217	1313	2530	253.0
1961	10	1476	901	2377	237.7
1962	10	1544	1214	2758	275.8
1963	10	1642	917	2559	255.9
1964	10	1673	1083	2756	275.6
1965	10	1818	1359	3177	317.7
1966	10	1668	1250	2918	291.8
1967	10	1742	1172	2914	291.4
1968	10	1774	2521	4295	429.5
1969	10	1961	2958	4919	491.9
1970	12	1880	3215	5095	424.6
1971	12	1812	2704	4516	376.3
1972	11	1186	2509	3695	335.9
1973	11	1175	1992	3167	287.9
1974	11	1280	2195	3475	315.9
1975	11	1745	2432	4177	379.7
1976	11	1448	2669	4117	374.3
1977	12	1997	3125	5122	426.8
1978	12	1972	3157	5129	427.4
1979	11	1460	2471	3931	357.4
1980	11	1838	2921	4759	432.6
1981	11	1814	3066	4880	443.6
1982	11	1241	3311	4552	413.8




Brad Muster

1983	11	825	2802	3627	329.7
1984	11	1696	1788	3484	316.7
1985	11	941	2874	3815	346.8
1986	12	1536	2517	4053	337.8
1987	11	1377	2341	3718	338.0
1988	11	1119	2336	3455	314.1
1989	11	994	2604	3598	327.1
1990	11	1456	2763	4219	383.5
1991	12	1971	2684	4655	387.9
1992	13	1634	2805	4439	341.5
1993	11	700	3709	4409	400.8
1994	11	1531	3358	4889	444.5
1995	12	1891	2684	4575	381.3
1996	12	1393	2574	3967	330.6
1997	11	1306	2683	3989	362.6
1998	11	831	3516	4347	395.2
1999	12	1685	3712	5397	449.8
2000	11	1528	2605	4133	375.7
2001	12	2336	2981	5317	443.1
2002	11	1465	1960	3425	311.4
2003	11	1054	2059	3113	283.0
2004	11	893	2720	3613	328.5
2005	11	1015	2463	3478	316.2
2006	12	781	2002	2783	231.9
2007	12	1334	2536	3870	322.5
2008	12	2395	1826	4221	351.8
2009	13	2837	2722	5559	427.6
2010	13	2779	3363	6142	472.5
2011	13	2738	3623	6361	489.3
2012	14	2440	2802	5242	374.4

### Receiving

Year	No.	Yds.	Avg.	TD
1951	130	1733	13.3	9
1952	99	1367	13.8	13
1953	130	1795	13.8	19
1954	104	1275	12.3	4
1955	130	1605	12.3	11
1956	170	2044	12.0	16
1957	95	1172	12.3	11



1958	164	1581	9.6	6
1959	176	2278	12.9	11
1960	110	1313	11.9	5
1961	85	901	10.6	3
1962	95	1214	12.8	5
1963	69	917	13.3	8
1964	88	1083	12.3	4
1965	102	1359	13.3	5
1966	89	1250	14.0	7
1967	101	1172	11.6	8
1968	156	2521	16.2	18
1969	217	2958	13.6	26
1970	226	3215	14.2	19
1971	200	2704	13.5	13
1972	203	2509	12.4	16
1973	173	1992	11.5	19
1974	180	2195	12.2	15
1975	189	2432	12.9	21
1976	223	2669	12.0	16
1977	258	3125	12.1	23
1978	268	3157	11.8	27
1979	198	2471	12.5	25
1980	251	2921	11.6	27
1981	241	3066	12.7	22
1982	268	3311	12.3	25
1983	210	2802	13.3	15
1984	158	1788	11.3	9
1985	295	2874	9.7	10
1986	244	2517	10.3	17
1987	174	2341	13.5	14
1988	200	2336	11.7	11
1989	252	2604	10.3	11
1990	244	2763	11.3	11
1991	217	2684	12.4	15
1992	230	2805	12.2	16
1993	308	3709	12.0	27
1994	255	3358	13.2	18
1995	212	2684	12.7	19

1996	232	2574	11.1	12
1997	226	2683	11.9	15
1998	263	3516	13.4	22
1999	237	3712	15.7	25
2000	186	2605	14.0	20
2001	193	2981	15.4	26
2002	190	1960	10.3	14
2003	189	2059	10.9	12
2004	208	2720	13.1	13
2005	207	2463	11.9	18
2006	167	2002	12.0	10
2007	227	2536	11.2	12
2008	162	1826	11.3	11
2009	174	2722	15.6	14
2010	266	3363	12.6	32
2011	297	3623	12.2	38
2012	240	2802	11.7	19


1995	43	34	2	16	0	344
1996	29	26	2	13	2	247
1997	37	31	2	5	2	276
1998	33	29	1	10	1	261
1999	53	49	0	15	3	418
2000	35	26	1	7	1	261
2001	55	48	4	12	0	422
2002	28	24	3	9	0	225
2003	24	21	0	7	0	186
2004	28	22	2	16	0	242
2005	32	32	0	15	0	269
2006	15	13	0	8	0	127
2007	27	26	0	15	1	235
2008	39	35	0	14	2	315
2009	59	53	3	16	0	461
2010	68	61	2	17	0	524
2011	73	68	1	17	1	561
2012	49	45	0	17	0	390

### Scoring

Year	TD	1XP	2XP	FG	Saf.	Total
1951	33	28	0	1	0	229
1952	27	25	0	0	0	187
1953	36	30	0	0	0	246
1954	19	9	0	0	0	123
1955	29	22	0	0	1	198
1956	33	20	0	0	0	218
1957	34	23	0	0	0	227
1958	13	6	3	1	0	93
1959	32	21	5	3	0	232
1960	15	8	2	3	0	111
1961	14	9	0	4	0	105
1962	17	7	3	3	0	124
1963	18	12	4	8	1	154
1964	18	15	0	9	0	150
1965	18	13	1	7	0	144
1966	19	13	2	6	0	149
1967	20	17	1	6	0	157
1968	36	30	2	6	0	268
1969	46	41	0	10	1	349
1970	45	36	2	11	0	343
1971	31	25	1	16	0	261
1972	34	26	2	10	1	266
1973	28	22	0	18	2	244
1974	22	20	0	15	0	197
1975	42	33	3	9	2	322
1976	29	25	1	12	1	239
1977	35	30	2	13	1	285
1978	42	29	2	13	1	326
1979	34	31	0	8	0	259
1980	42	35	1	7	1	312
1981	41	30	1	12	0	314
1982	41	36	2	14	0	328
1983	19	13	1	10	0	159
1984	28	23	2	14	1	239
1985	30	25	1	12	1	245
1986	38	35	1	4	1	279
1987	31	25	2	15	1	262
1988	26	25	0	19	0	238
1989	18	15	3	18	2	187
1990	32	23	3	14	0	263
1991	49	46	0	8	2	368
1992	38	35	1	17	2	320
1993	37	34	1	11	0	291
1994	43	35	2	10	0	327

### Kick Returns

Year	No.	Yds.	Avg.	TD
1951	34	599	17.6	NA
1952	38	700	18.4	NA
1953	29	441	15.2	NA
1954	40	666	16.6	NA
1955	27	539	20.0	NA
1956	35	605	17.3	NA
1957	26	588	22.6	NA
1958	38	649	17.1	NA
1959	43	673	15.7	NA
1960	46	852	18.5	NA
1961	32	493	15.4	0
1962	31	514	16.6	0
1963	35	689	19.7	0
1964	30	683	22.8	0
1965	31	608	19.6	0
1966	31	575	18.6	0
1967	39	770	19.7	1
1968	34	605	17.8	1
1969	30	598	19.6	0
1970	40	728	18.2	0
1971	33	649	19.7	1
1972	36	712	19.8	1
1973	44	976	22.2	1
1974	45	871	19.4	0
1975	46	940	20.4	0
1976	35	644	18.4	0
1977	43	744	17.3	0
1978	25	463	18.5	0
1979	32	640	20.0	0
1980	36	722	20.1	0
1981	29	670	23.1	0
1982	39	725	18.5	0
1983	35	687	19.6	0
1984	34	725	21.3	0
1985	44	919	20.8	0
1986	38	743	19.6	1
1987	46	836	18.2	0
1988	46	937	20.4	1
1989	48	927	19.3	0
1990	41	878	21.4	0
1991	33	725	22.0	0
1992	25	482	19.3	0
1993	59	1214	20.6	0



DeRonnie Pitts

1994	55	1080	19.6	1
1995	45	1212	26.9	2
1996	38	817	21.5	1
1997	34	845	24.9	0
1998	52	1032	19.8	0
1999	46	985	21.4	0
2000	38	767	20.2	0
2001	44	957	21.8	0
2002	44	803	18.2	0
2003	43	892	20.7	0
2004	38	936	24.6	1
2005	41	906	22.1	2
2006	48	859	17.9	0
2007	64	1375	21.5	0
2008	57	1274	22.4	0
2009	58	1597	27.5	3
2010	43	936	21.8	0
2011	44	992	22.5	1
2012	32	739	23.1	0

### Punt Returns

Year	No.	Yds.	Avg.	TD
1951	24	175	7.3	NA
1952	29	242	9.3	NA
1953	18	171	9.5	NA
1954	24	165	6.8	NA
1955	20	149	7.5	NA
1956	29	378	13.0	NA
1957	24	295	12.3	NA
1958	31	161	5.2	NA
1959	17	99	5.8	NA
1960	19	161	8.5	NA
1961	19	98	5.2	0
1962	14	112	8.0	0
1963	20	322	16.1	1
1964	23	192	8.3	0
1965	28	225	8.0	1
1966	20	147	7.4	0
1967	46	369	8.0	0
1968	40	349	8.7	0
1969	43	357	8.3	1



Mark Bradford


1970	36	482	13.4	1
1971	38	279	7.3	0
1972	40	321	8.0	0
1973	23	306	13.3	1
1974	32	236	7.4	0
1975	28	298	10.6	2
1976	25	160	6.4	0
1977	24	145	6.0	0
1978	32	343	10.7	0
1979	26	152	5.8	0
1980	24	106	4.1	0
1981	34	208	6.1	0
1982	14	162	11.5	1
1983	13	78	6.0	0
1984	21	123	5.9	1
1985	22	149	6.7	0
1986	36	458	12.7	1
1987	32	503	15.7	2
1988	31	232	7.5	0
1989	35	242	6.9	1
1990	24	267	11.1	1
1991	31	392	12.6	1
1992	39	613	15.7	3
1993	25	128	5.1	0
1994	23	160	7.0	0
1995	28	262	9.4	0
1996	37	423	11.4	1
1997	33	460	13.9	2
1998	20	166	8.3	0
1999	28	199	7.1	1
2000	28	258	9.2	3
2001	24	353	14.7	0
2002	27	237	8.8	0
2003	36	325	9.0	1
2004	29	270	9.3	1
2005	27	178	6.6	1
2006	13	73	5.6	0
2007	28	177	6.3	0
2008	21	222	10.6	1
2009	30	229	7.6	1
2010	26	261	10.0	0
2011	19	215	11.3	0
2012	25	299	12.0	1

Punting

Year	G	No.	Yds.	Avg.
1951	11	54	2107	39.0
1952	10	46	1605	34.9
1953	10	42	1546	36.8
1954	10	33	1098	33.2
1955	10	36	1312	36.4
1956	10	34	1126	33.1
1957	10	32	1045	32.7
1958	10	52	1808	34.8
1959	10	33	1315	39.8
1960	10	52	1982	38.1
1961	10	51	1718	33.7
1962	10	61	2041	33.5
1963	10	52	1914	36.8
1964	10	48	1966	41.0
1965	10	56	2313	41.4
1966	10	52	2090	40.2
1967	10	66	2370	35.9
1968	10	48	1928	40.2
1969	10	50	1917	38.4
1970	12	53	1830	34.5
1971	12	66	2436	36.9
1972	11	76	2928	38.5
1973	11	76	2956	38.9
1974	11	74	2679	36.2
1975	11	65	2164	33.3
1976	11	66	2627	39.8
1977	12	49	1992	40.7
1978	12	65	2310	35.5
1979	11	62	2628	42.4
1980	11	48	1934	40.3
1981	11	56	1983	35.4
1982	11	58	2245	38.7
1983	11	69	2768	40.1
1984	11	60	2354	39.2
1985	11	55	2119	38.5
1986	12	69	2790	40.4
1987	11	53	2305	43.5
1988	11	56	1996	35.6
1989	11	62	2260	36.5
1990	11	55	2134	38.8
1991	12	63	2363	37.5
1992	13	89	3724	41.8
1993	11	63	2661	42.2
1994	11	44	1781	40.5
1995	12	60	2204	36.7
1996	12	68	2750	40.4
1997	11	59	2556	43.3
1998	11	71	2826	39.8
1999	12	71	2576	36.3
2000	11	78	2737	35.1
2001	12	58	2083	35.9
2002	11	58	2306	39.8
2003	11	86	3687	42.9
2004	11	66	2728	41.3
2005	11	67	2723	40.6
2006	12	68	2640	38.8
2007	12	78	3215	41.2
2008	12	53	2116	39.9
2009	13	38	1534	40.4
2010	13	32	1347	42.1
2011	13	37	1511	40.8
2012	14	75	3216	42.9

Interceptions

Year	No.	Yds.	Avg.	TD
1951	20	65	3.3	NA
1952	22	378	17.2	NA
1953	20	139	7.0	NA
1954	13	514	39.5	NA
1955	13	215	16.5	0
1956	5	39	7.8	0
1957	12	198	16.5	0
1958	11	91	8.3	0
1959	11	125	11.4	0
1960	6	78	13.0	0
1961	16	200	12.5	0
1962	14	141	10.1	0
1963	12	49	4.1	0
1964	19	223	11.7	2
1965	11	168	15.3	0
1966	15	164	10.9	0
1967	18	159	8.8	1
1968	19	181	9.5	0
1969	19	198	10.4	2
1970	18	221	12.3	2
1971	22	230	10.5	0
1972	26	362	13.9	2
1973	18	108	6.0	0
1974	17	115	6.8	0
1975	16	262	16.4	2
1976	14	131	9.4	1
1977	13	118	9.1	0
1978	21	245	11.7	1
1979	16	201	12.6	0
1980	13	102	7.8	0
1981	8	54	6.8	1
1982	22	224	10.1	1
1983	11	66	6.0	1
1984	18	226	12.6	1
1985	13	146	11.2	1
1986	22	262	11.9	1
1987	18	137	7.6	0
1988	21	236	11.2	1
1989	12	69	5.8	0
1990	9	67	7.5	0
1991	8	88	11.0	1
1992	20	234	11.7	2
1993	9	139	15.4	1
1994	10	93	9.3	0
1995	15	126	8.4	0
1996	22	265	12.0	2
1997	13	200	15.4	2
1998	15	110	7.3	0
1999	17	289	17.0	2
2000	17	136	8.0	0
2001	16	108	6.8	0
2002	16	266	16.6	1
2003	9	95	10.6	0
2004	16	123	7.7	0
2005	12	70	5.8	1
2006	7	147	21.0	2
2007	11	100	9.1	1
2008	7	102	14.6	1
2009	8	152	19.0	2
2010	18	153	8.5	1
2011	7	131	18.7	1
2012	15	359	23.1	4



Tank Williams

Sacks

Year	No.	Yds.
1974	37.0	--
1975	NA	--
1976	41.0	--
1977	12.0	--
1978	27.0	--
1979	17.0	--
1980	15.0	--
1981	22.0	--
1982	27.0	--
1983	13.5	--
1984	27.5	233
1985	17.5	112
1986	40.5	217
1987	33.0	222
1988	41.0	299
1989	20.0	147
1990	31.0	210
1991	16.0	105
1992	39.0	242
1993	17.0	117
1994	31.0	99
1995	20.0	104
1996	34.0	226
1997	32.0	193
1998	28.0	193
1999	46.0	345
2000	30.0	209
2001	21.0	165
2002	24.0	222
2003	22.0	158
2004	30.0	231
2005	32.0	212
2006	14.0	111
2007	37.0	284
2008	34.0	252
2009	21.0	173
2010	36.0	241
2011	39.0	301
2012	57.0	346



Willie Howard

### Last Time it Happened

#### Stanford Team

Over 300 yards passing.....	360 vs. Arizona, 2012
Over 400 yards passing.....	434 at Arizona, 2009
Over 500 yards passing.....	581 vs. Arizona State, 1981
Under 100 yards passing.....	51 at UCLA, 2008
Over 300 yards rushing.....	300 at Oregon St., 2011
Over 400 yards rushing.....	446 vs. Washington, 2011
Over 500 yards total offense.....	617 vs. Arizona, 2012
Over 600 yards total offense.....	617 vs. Arizona, 2012
Under 200 yards total offense.....	193 at TCU, 2008
Under 150 yards total offense.....	145 at Arizona State, 2006
Beat a Top 20 team at home.....	vs. No. 17 UCLA (27-24), 2012
Beat a Top 15 team at home.....	vs. No. 13 Oregon State (27-23), 2012
Beat a Top 10 team at home.....	vs. No. 2 USC (21-14), 2012
Beat a Top 5 team at home.....	vs. No. 2 USC (21-14), 2012
Beat a Top 20 team on the road.....	at No. 15 UCLA (35-17), 2012
Beat a Top 15 team on the road.....	at No. 15 UCLA (35-17), 2012
Beat a Top 10 team on the road.....	at No. 1 Oregon (17-14, OT), 2012
Beat a Top 5 team on the road.....	at No. 1 Oregon (17-14, OT), 2012
Forced 5 turnovers.....	vs. Oregon St., 2010
Threw three interceptions.....	vs. Oregon St., 2010
Committed 0 turnovers.....	vs. UCLA, 2012
Committed 4 turnovers and won.....	vs. Oregon State, 2012
Failed to score offensive touchdown.....	at Notre Dame, 2012
Shutout at home.....	vs. Oregon St. (38-0), 2010
Shutout on road.....	at Colorado (48-0), 2012
Overtime game.....	at Oregon (W, 17-14), 2012

#### Stanford Individual

##### Rushing

Over 100 yards.....	142, Stepfan Taylor at UCLA, 2012
Over 200 yards.....	205, Toby Gerhart vs. Notre Dame, 2009
Single rush over 50 yards.....	55, Kelsey Young vs. Arizona, 2012
Single rush over 75 yards.....	83, Anthony Kimble at Washington, 2008
Over 30 rushing attempts.....	33, Stepfan Taylor at Oregon, 2012
Two 100-yard rushers.....	Stepfan Taylor (138) and Tyler Gaffney (117) vs. Washington, 2011
Rushing TD and receiving TD in same game.....	Stepfan Taylor vs. Oregon State, 2012

##### Passing

Over 300 yards.....	360, Josh Nunes vs. Arizona, 2012
Over 350 yards.....	360, Josh Nunes vs. Arizona, 2012
Over 400 yards.....	423, Andrew Luck at Arizona, 2009
Over 30 completions.....	33, Andrew Luck at Arizona St., 2010
Over 50 attempts.....	59, T.C. Ostrander vs. UCLA, 2007
Completion over 50 yards.....	70, Josh Nunes to Jamal-Rashad Patterson vs. Washington St., 2012
Completion over 75 yards.....	81, Andrew Luck to Doug Baldwin vs. Sacramento St., 2010
Four touchdowns.....	4, Andrew Luck vs. Notre Dame, 2011
Five touchdowns.....	5, Joe Borchard vs. UCLA, 1999
Six touchdowns.....	6, John Elway vs. Oregon State, 1980

##### Stanford Receiving

Over 10 receptions.....	11, Zach Ertz at Oregon, 2012
Over 100 yards receiving.....	106, Zach Ertz at Oregon, 2012
Over 150 yards receiving.....	173, Coby Fleener vs. Virginia Tech, 2011

##### Stanford Defense

15+ tackles.....	15, Shayne Skov vs. Oklahoma, 2009
20+ tackles.....	27, Dave Wyman at California, 1986
2+ interceptions.....	2, Ed Reynolds vs. Duke, 2012
3+ sacks.....	3, Shayne Skov vs. Virginia Tech, 2011
Two players with 2+ sacks.....	Usua Amanam (2) & Trent Murphy (2) vs. Washington St., 2012
Interception return for touchdown.....	Ed Reynolds (52) at Colorado, 2012
Fumble return for touchdown.....	Chase Thomas (0) at Notre Dame, 2012
Recorded a safety.....	Ben Gardner vs. San Jose St., 2011

#### Stanford Special Teams

Kickoff return for touchdown.....	Ty Montgomery (96) at Washington St., 2011
Opening kickoff return for touchdown.....	Chris Owusu (91) vs. Washington, 2009
Fumble return for touchdown on a kickoff.....	Usua Amanam (11) at UCLA, 2012
Punt return for touchdown.....	Richard Sherman vs. San Jose St. (48), 2009
Punt return for touchdown and receiving touchdown.....	Drew Terrell (76, 19) vs. Duke, 2012
Blocked punt return for touchdown.....	Richard Sherman (29) (Mark Mueller block) at TCU, 2008
Blocked field goal return for touchdown.....	Max Bergen (75) (Bergen block) vs. Colorado, 2011
Blocked a field goal.....	Coby Fleener at Oregon St., 2011
Blocked a punt.....	Austin Yancy vs. Oregon St., 2010
Blocked a PAT.....	Ben Gardner at Oregon St., 2011
Touchdown on fake field goal.....	Bo McNally at Oregon, 2008

### Scoring Margins

#### Largest Margins of Victory

Mar.	Opponent	Year
82	UCLA (82-0)	1925
82	Mare Island (82-0)	1923
63	Idaho (63-0)	1949
59	U.S.S. Boston (59-0)	1919
59	UC Davis (59-0)	1932
58	Washington State (58-0)	2008
57	Fort Baker (57-0)	1903
57	Utah Aggies (57-0)	1904
57	at UCLA (57-0)	1929
54	Hawai'i (74-20)	1949
54	San Jose State (54-0)	1953
54	at Oregon State (63-9)	1981
54	San Jose State (57-3)	2011
53	Army (67-14)	1975
51	15th Infantry (51-0)	1905
50	at Port Townsend (50-0)	1893
50	Cal Tech (57-7)	1930
50	Cornell (56-6)	1991

#### Most Points Allowed

Pts.	Opponent	Year
72	at UCLA (0)	1954
69	at Texas (17)	1999
65	at Arizona State (24)	2002
63	at Oregon (28)	1998
62	Arizona State (36)	1981
59	UCLA (13)	1973
57	Notre Dame (7)	2003
55	Oregon (31)	2007
55	Oregon (21)	1994
55	UCLA (13)	1959
54	USC (7)	1952
53	Oregon (30)	2011
52	Washington (16)	1990
52	Oregon (31)	2010
51	at Michigan (0)	1976
51	at USC (21)	2005



#### Stanford's Overtime Games

1996	W	Oregon	27-24
1998	L	at Arizona State	38-44
2000	W	at California	36-30
2005	L	UCLA	27-30
2011	W	at USC (30T)	56-48
2012	L	vs. Oklahoma St.	38-41
2012	W	Arizona	54-48
2012	L	at Notre Dame	13-20
2012	W	at Oregon	17-14

#### Largest Margins of Defeat

Mar.	Opponent	Year
72	at UCLA (0-72)	1954
52	at Texas (17-69)	1999
51	at Michigan (0-51)	1976
50	Notre Dame (7-57)	2003
49	Michigan (0-49)	1902
49	at USC (0-49)	1977
49	UCLA (0-49)	1987
47	USC (7-54)	1952
46	UCLA (13-59)	1973
43	vs. Army (0-43)	1948
42	UCLA (13-55)	1959
42	USC (0-42)	2006
41	at Arizona State (24-65)	2002
40	at Oregon State (3-43)	2003





# The HISTORY

## Year-by-Year Records

Year	Coach	Overall			Conference			Finish	Points	
		W	L	T	W	L	T		Stan.	Opp.
1891	None	3	1	0	--	--	--	--	52	26
1892	Walter Camp	1	0	2	--	--	--	--	44	29
1893	"Pop" Bliss	8	0	1	--	--	--	--	284	17
1894	Walter Camp	6	3	0	--	--	--	--	100	52
1895	Walter Camp	4	0	1	--	--	--	--	34	8
1896	H.P. Cross	2	1	1	--	--	--	--	30	4
1897	G.H. Brooke	4	1	0	--	--	--	--	54	26
1898	H.P. Cross	5	3	1	--	--	--	--	93	62
1899	Burr Chamberlain	2	5	2	--	--	--	--	61	78
1900	Fielding H. Yost	7	2	1	--	--	--	--	154	20
1901	C.M. Fickert	3	2	2	--	--	--	--	34	57
1902	C.L. Clemans	6	1	0	--	--	--	--	111	37
1903	James F. Lanagan	8	0	3	--	--	--	--	199	6
1904	James F. Lanagan	7	2	1	--	--	--	--	206	10
1905	James F. Lanagan	8	0	0	--	--	--	--	138	13
1906+	James F. Lanagan	6	2	1	--	--	--	--	87	29
1907+	James F. Lanagan	8	4	0	--	--	--	--	133	93
1908+	James F. Lanagan	12	2	0	--	--	--	--	218	39
1909+	George Presley	8	1	0	--	--	--	--	233	22
1910+	George Presley	7	1	0	--	--	--	--	189	25
1911+	George Presley	10	3	0	--	--	--	--	235	60
1912+	George Presley	5	3	1	--	--	--	--	88	42
1913+	Floyd C. Brown	8	3	0	--	--	--	--	214	149
1914+	Floyd C. Brown	10	0	0	--	--	--	--	288	43
1915+	Floyd C. Brown	10	0	1	--	--	--	--	370	64
1916+	Floyd C. Brown	9	1	0	--	--	--	--	256	109
1917+	Jim Wylie	1	0	0	--	--	--	--	15	11
1918	No Official Schedule	--	--	--	--	--	--	--	--	--
1919	Bob Evans	4	3	0	1	1	0	5th	130	46
1920	Walter Powell	4	3	0	2	1	0	2nd	82	65
1921	C.E. Van Gent	4	2	2	1	1	1	3rd	100	97
1922	Andrew Kerr	4	5	0	1	3	0	t-5th	63	96
1923	Andrew Kerr	7	2	0	2	2	0	t-4th	284	46
1924	Glenn "Pop" Warner	7	1	1	3	0	1	1st	179	69
1925	Glenn "Pop" Warner	7	2	0	4	1	0	2nd	231	71
1926	Glenn "Pop" Warner	10	0	1	4	0	0	1st	268	73
1927	Glenn "Pop" Warner	8	2	1	4	0	1	t-1st	162	82
1928	Glenn "Pop" Warner	8	3	1	4	1	1	3rd	274	69
1929	Glenn "Pop" Warner	9	2	0	5	1	0	2nd	288	53
1930	Glenn "Pop" Warner	9	1	1	4	1	0	3rd	252	69
1931	Glenn "Pop" Warner	7	2	2	2	2	1	6th	160	44
1932	Glenn "Pop" Warner	6	4	1	1	3	1	7th	171	58
1933	C.E. Thornhill	8	2	1	4	1	0	1st	131	43
1934	C.E. Thornhill	9	1	1	5	0	0	1st	224	43
1935	C.E. Thornhill	8	1	0	4	1	0	t-1st	121	13
1936	C.E. Thornhill	2	5	2	2	3	2	5th	80	109
1937	C.E. Thornhill	4	3	2	4	2	1	2nd	68	53
1938	C.E. Thornhill	3	6	0	2	5	0	8th	67	92
1939	C.E. Thornhill	1	7	1	0	6	1	9th	54	146
1940	Clark Shaughnessy	10	0	0	7	0	0	1st	196	85
1941	Clark Shaughnessy	6	3	0	4	3	0	4th	160	95
1942	Marchmont Schwartz	6	4	0	5	2	0	3rd	204	121
1943	No schedule - WW II	--	--	--	--	--	--	--	--	--
1944	No schedule - WW II	--	--	--	--	--	--	--	--	--
1945	No schedule - WW II	--	--	--	--	--	--	--	--	--
1946	Marchmont Schwartz	6	3	1	3	3	1	5th	222	148
1947	Marchmont Schwartz	0	9	0	0	7	0	10th	72	214
1948	Marchmont Schwartz	4	6	0	3	4	0	5th	164	159
1949	Marchmont Schwartz	7	3	1	4	2	0	t-3rd	366	121
1950	Marchmont Schwartz	5	3	2	2	2	2	4th	188	123
1951	Charles A. Taylor	9	2	0	6	1	0	1st	229	181
1952	Charles A. Taylor	5	5	0	2	5	0	t-6th	187	226
1953	Charles A. Taylor	6	3	1	5	1	1	2nd	246	148
1954	Charles A. Taylor	4	6	0	2	4	0	4th	123	229
1955	Charles A. Taylor	6	3	1	3	2	1	3rd	198	135

Year	Coach	Overall			Conference			Finish	Points	
		W	L	T	W	L	T		Stan.	Opp.
1956	Charles A. Taylor	4	6	0	3	4	0	6th	218	213
1957	Charles A. Taylor	6	4	0	4	3	0	5th	227	158
1958	Jack C. Curtice	2	8	0	2	5	0	7th	93	226
1959	Jack C. Curtice	3	7	0	0	4	0	5th	232	261
1960	Jack C. Curtice	0	10	0	0	4	0	5th	111	254
1961	Jack C. Curtice	4	6	0	1	3	0	t-4th	105	163
1962	Jack C. Curtice	5	5	0	2	3	0	4th	124	174
1963	John Ralston	3	7	0	1	4	0	6th	154	199
1964	John Ralston	5	5	0	3	4	0	5th	150	138
1965	John Ralston	6	3	1	2	3	0	t-5th	144	149
1966	John Ralston	5	5	0	1	4	0	8th	149	146
1967	John Ralston	5	5	0	3	4	0	t-4th	157	179
1968	John Ralston	6	3	1	3	3	1	3rd	268	162
1969	John Ralston	7	2	1	5	1	1	t-2nd	349	172
1970	John Ralston	9	3	0	6	1	0	1st	343	206
1971	John Ralston	9	3	0	6	1	0	1st	261	135
1972	Jack Christiansen	6	5	0	2	5	0	t-6th	266	183
1973	Jack Christiansen	7	4	0	5	2	0	3rd	244	240
1974	Jack Christiansen	5	4	2	5	1	1	2nd	197	228
1975	Jack Christiansen	6	4	1	5	2	0	t-3rd	322	279
1976	Jack Christiansen	6	5	0	5	2	0	3rd	239	284
1977	Bill Walsh	9	3	0	5	2	0	t-2nd	285	279
1978	Bill Walsh	8	4	0	4	3	0	t-4th	326	221
1979	Rod Dowhower	5	5	1	3	3	1	6th	259	239
1980	Paul Wiggin	6	5	0	3	4	0	t-6th	312	275
1981	Paul Wiggin	4	7	0	4	4	0	t-6th	314	281
1982	Paul Wiggin	5	6	0	3	5	0	7th	328	297
1983	Paul Wiggin	1	10	0	1	7	0	10th	159	293
1984	Jack Elway	5	6	0	3	5	0	t-7th	239	279
1985	Jack Elway	4	7	0	3	5	0	t-7th	245	313
1986	Jack Elway	8	4	0	5	3	0	t-4th	279	191
1987	Jack Elway	5	6	0	4	4	0	t-6th	262	268
1988	Jack Elway	3	6	2	1	5	2	9th	238	216
1989	Dennis Green	3	8	0	3	5	0	t-7th	187	258
1990	Dennis Green	5	6	0	4	4	0	t-6th	263	284
1991	Dennis Green	8	4	0	6	2	0	t-2nd	368	246
1992	Bill Walsh	10	3	0	6	2	0	t-1st	320	196
1993	Bill Walsh	4	7	0	2	6	0	t-8th	291	389
1994	Bill Walsh	3	7	1	2	6	0	t-8th	327	359
1995	Tyrone Willingham	7	4	1	5	3	0	4th	344	307
1996	Tyrone Willingham	7	5	0	5	3	0	3rd	247	229
1997	Tyrone Willingham	5	6	0	3	5	0	t-7th	276	317
1998	Tyrone Willingham	3	8	0	2	6	0	t-8th	261	365
1999	Tyrone Willingham	8	4	0	7	1	0	1st	418	364
2000	Tyrone Willingham	5	6	0	4	4	0	4th	261	294
2001	Tyrone Willingham	9	3	0	6	2	0	t-2nd	422	339
2002	Buddy Teevens	2	9	0	1	7	0	t-9th	225	377
2003	Buddy Teevens	4	7	0	2	6	0	t-8th	186	324
2004	Buddy Teevens	4	7	0	2	6	0	t-8th	242	233
2005	Walt Harris	5	6	0	4	4	0	t-4th	269	337
2006	Walt Harris	1	11	0	1	8	0	10th	127	377
2007	Jim Harbaugh	4	8	0	3	6	0	t-7th	235	339
2008	Jim Harbaugh	5	7	0	4	5	0	t-6th	315	329
2009	Jim Harbaugh	8	5	0	6	3	0	t-2nd	461	345
2010	Jim Harbaugh	12	1	0	8	1	0	2nd	524	226
2011	David Shaw	11	2	0	8	1	0	t-1st*	561	285
2012	David Shaw	12	2	0	8	1	0	1st	390	241
<b>Totals</b>	<b>118 seasons</b>	<b>688</b>	<b>457</b>	<b>52</b>	<b>310</b>	<b>281</b>	<b>21</b>		<b>24,905</b>	<b>19,193</b>

\* denotes finish in North Division  
+ rugby

## Coaching Records

Coach	Seasons	Years	Won	Lost	Tied	Pct.
No Coach	1891	1	3	1	0	.750
Walter Camp	1892, '94-95	3	11	3	3	.735
Pop Bliss	1893	1	8	0	1	.944
H.P. Cross	1896, '98	2	7	4	2	.615
G.H. Brooke	1897	1	4	1	0	.800
Burr Chamberlain	1899	1	2	5	2	.333
Fielding H. Yost	1900	1	7	2	1	.750
C.M. Fickert	1901	1	3	2	2	.571
C.L. Clemans	1902	1	6	1	0	.857
James F. Lanagan	1903-08	6	49	10	5	.804
George Presley	1909-12	4	30	8	1	.782
Floyd C. Brown	1913-16	4	37	4	1	.892
Jim Wylie	1917	1	1	0	0	1.000
No Official Schedule	1918					
Bob Evans	1919	1	4	3	0	.571
Walter Powell	1920	1	4	3	0	.571
C.E. Van Gent	1921	1	4	2	2	.625
Andrew Kerr	1922-23	2	11	7	0	.611
Glenn "Pop" Warner	1924-32	9	71	17	8	.781
C.E. Thornhill	1933-39	7	35	25	7	.574
Clark Shaughnessy	1940-41	2	16	3	0	.842
Marchmont Schwartz	1942, '46-50	6	28	28	4	.500
Charles A. Taylor	1951-57	7	40	29	2	.577
Jack C. Curtice	1958-62	5	14	36	0	.280
John Ralston	1963-71	9	55	36	3	.601
Jack Christiansen	1972-76	5	30	22	3	.573
Rod Dowhower	1979	1	5	5	1	.500
Paul Wiggin	1980-83	4	16	28	0	.364
Jack Elway	1984-88	5	25	29	2	.463
Dennis Green	1989-91	3	16	18	0	.471
Bill Walsh	1977-78, '92-94	5	34	24	1	.585
Tyrone Willingham	1995-2001	7	44	36	1	.549
Buddy Teevens	2002-04	3	10	23	0	.303
Walt Harris	2005-06	2	6	17	0	.261
Jim Harbaugh	2007-10	4	29	21	0	.580
David Shaw	2011-present	2	23	4	0	.852
<b>Totals</b>		<b>118</b>	<b>688</b>	<b>457</b>	<b>52</b>	<b>.601</b>

After inheriting a team that went 1-11 in 2006, Jim Harbaugh led Stanford to a 29-21 record and an Orange Bowl victory in his four seasons as head coach.



## Stanford's Best Seasons

### Stanford's National Championships

Year	Coach	Overall Record	League Record	Bowl
1926	Pop Warner	10-0-1	4-0-0	Rose Bowl
1940	Clark Shaughnessy	10-0-0	7-0-0	Rose Bowl

Note: The 1926 team was declared national champions by the Dickinson System, Helms Athletic Foundation, National Championship Foundation and Sagarin Ratings. Although Minnesota was declared national champions in the final 1940 Associated Press Poll, which was the best-known and most widely circulated poll of sportswriters and broadcasters in determining the national champion, Stanford was recognized as national champions by the Billingsley Report, Helms Athletic Foundation and Poling System.

### Stanford's Conference Championships

Year	Conference	Coach	Overall Record	League Record	Bowl
1924	Pacific Coast	Pop Warner	7-1-1	3-0-1	None
1926	Pacific Coast	Pop Warner	10-0-1	4-0-0	Rose Bowl
1927	Pacific Coast	Pop Warner	8-2-1	4-0-1 (tie)	Rose Bowl
1933	Pacific Coast	C.E. Thornhill	8-2-1	4-1-0 (tie)	Rose Bowl
1934	Pacific Coast	C.E. Thornhill	9-1-1	5-0-0	Rose Bowl
1935	Pacific Coast	C.E. Thornhill	8-1-0	4-1-0 (tie)	Rose Bowl
1940	Pacific Coast	Clark Shaughnessy	10-0-0	7-0-0	Rose Bowl
1951	Pacific Coast	Charles Taylor	9-2-0	6-1-0	Rose Bowl
1970	Pacific-8	John Ralston	9-3-0	6-1-0	Rose Bowl
1971	Pacific-8	John Ralston	9-3-0	6-1-0	Rose Bowl
1992	Pacific-10	Bill Walsh	10-3-0	6-2-0 (tie)	Blockbuster Bowl
1999	Pacific-10	Tyrone Willingham	8-4-0	7-1-0	Rose Bowl
2012	Pacific-12	David Shaw	12-2-0	8-1-0	Rose Bowl

### Unbeaten/Untied

Year	Record	Coach	Final AP Ranking
1905	8-0-0	James F. Lanagan	—
1940	10-0-0	Clark Shaughnessy	2

### Unbeaten

Year	Record	Coach	Final AP Ranking
1892	1-0-2	Walter Camp	—
1893	8-0-1	Pop Bliss	—
1895	4-0-1	Walter Camp	—
1903	8-0-3	James F. Lanagan	—
1926	10-0-1	Pop Warner	—

### 12-Win Seasons

Year	Record	Coach	Final AP Ranking
2010	12-1-0	Jim Harbaugh	4th
2012	12-2-0	David Shaw	7th

### 11-Win Season

Year	Record	Coach	Final AP Ranking
2011	11-2-0	David Shaw	7th

### 10-Win Seasons

Year	Record	Coach	Final AP Ranking
1926	10-0-1	Pop Warner	—
1940	10-0-0	Clark Shaughnessy	2
1992	10-3-0	Bill Walsh	9

### Nine-Win Seasons

Year	Record	Coach	Final AP Ranking
1929	9-2-0	Pop Warner	—
1930	9-1-1	Pop Warner	—
1934	9-1-1	C.E. Thornhill	—
1951	9-2-0	Chuck Taylor	7
1970	9-3-0	John Ralston	8
1971	9-3-0	John Ralston	10
1977	9-3-0	Bill Walsh	15
2001	9-3-0	Tyrone Willingham	16

### One-Loss Seasons

Year	Record	Coach	Final AP Ranking
1891	3-1-0	None	—
1896	2-1-1	H.P. Cross	—
1897	4-1-0	G.H. Brooke	—
1902	6-1-0	C.L. Clemens	—
1924	7-1-1	Pop Warner	—
1930	9-1-1	Pop Warner	—
1934	9-1-1	C.E. Thornhill	—
1935	8-1-0	C.E. Thornhill	—
2010	12-1-0	Jim Harbaugh	4th

Figures do not include rugby years from 1906-17.

## Year-by-Year Results

### 1892

#### Won 3, Lost 1

**Coach:** None  
**Captain:** John R. Whittemore

J-30	Hopkins Academy	W	10-6
F-6	Berkeley Gym+	W	22-0
F-13	Olympic Club	L	6-10
M-19	California*	W	14-10

+ at San Jose, Calif.  
\* at Haight Street Grounds, San Francisco, Calif.



**Walter Camp**  
1892; 1894-95  
11-3-3 (.794)

### 1892

#### Won 1, Lost 0, Tied 2

**Coach:** Walter Camp  
**Captain:** Carl L. "Clem" Clemens

	Olympic Club	W	20-5
	Olympic Club*	T	14-14
D-17	California*	T	10-10

\* at Haight Street Grounds, San Francisco, Calif.

### 1893

#### Won 8, Lost 0, Tied 1

**Coach:** C.D. "Pop" Bliss  
**Captain:** J.F. Wilson

N-4	Olympic Club*	W	46-0
N-11	Reliance Club+	W	34-0
N-18	Olympic Club*	W	24-11
N-30	California*	T	6-6
D-16	Reliance Club*	W	18-0
D-25	at Tacoma	W	48-0
D-27	at Port Townsend	W	50-0
D-29	at Washington	W	40-0
J-1	at Multnomah#	W	18-0

\* at Haight Street Grounds, San Francisco, Calif.  
+ at San Jose, Calif.  
# at Portland, Ore.

### 1894

#### Won 6, Lost 3

**Coach:** Walter Camp  
**Captain:** Paul M. Downing

O-20	Reliance AC*	L	4-12
O-27	at Santa Cruz	W	14-4
N-3	Reliance Club*	L	6-12
N-10	at Sacramento Club	W	6-0
N-14	Reliance AC	W	20-0
N-29	California*	W	6-0
D-25	Chicago*	L	4-24
D-29	Chicago+	W	12-0
J-1	at Los Angeles AC	W	28-0

\* at Haight Street Grounds, San Francisco, Calif.  
+ at Los Angeles, Calif.

### 1895

#### Won 4, Lost 0, Tied 1

**Coach:** Walter Camp  
**Captain:** Guy H. Cochran

O-19	Olympic Club	W	4-0
O-22	Reliance AC	W	8-0
N-5	Olympic Club*	W	10-2
N-16	Olympic Club	W	6-0
N-28	California*	T	6-6

\* at Central Park (8th and Market), San Francisco, Calif.

### 1896

#### Won 2, Lost 1, Tied 1

**Coach:** Harold P. "Harry" Cross  
**Captain:** Charles M. Fickert

O-10	Olympic Club*	T	0-0
O-24	Reliance AC*	W	10-0
O-31	Olympic Club*	L	0-4
N-26	California*	W	20-0

\* at Central Park (8th and Mission), San Francisco, Calif.

### 1897

#### Won 4, Lost 1

**Coach:** George H. Brooke  
**Captain:** Steuart W. Cotton

O-9	Reliance AC*	W	6-4
O-23	Reliance AC*	W	8-6
O-30	Reliance AC+	W	12-6
N-13	Reliance AC*	L	0-10
N-25	California	W	28-0

\* at Recreation Grounds (8th and Harrison), San Francisco, Calif.  
+ at San Jose, Calif.

### 1898

#### Won 5, Lost 3, Tied 1

**Coach:** Harold P. Cross  
**Captain:** Forrest S. Fisher

S-30	Washington Volunteers	W	22-0
O-5	Kansas Volunteers	W	10-0
O-8	Olympic Club*	W	22-0
O-14	Kansas Volunteers	W	15-11
O-20	Iowa Volunteers	L	0-6
O-28	League of the Cross	W	18-5
N-5	Olympic Club*	T	6-6
N-8	Olympic Club*	L	0-12
N-24	California*	L	0-22

\* at Recreation Grounds (8th and Harrison), San Francisco, Calif.

### 1899

#### Won 2, Lost 5, Tied 2

**Coach:** B.C. "Burr" Chamberlain  
**Captain:** Chester G. "Chet" Murphy

	Olympic Club*	T	0-0
	Olympic Club*	T	0-0
	Olympic Club*	L	5-6
	Olympic Club	L	5-16
N-11	Nevada	W	17-5
	Olympic Club*	L	0-10
N-30	California*	L	0-30
	at Multnomah Club+	L	6-11
	at All-Seattle	W	28-0

\* at San Francisco, Calif.  
+ at Portland, Ore.

### 1900

#### Won 7, Lost 2, Tied 1

**Coach:** Fielding H. Yost  
**Captain:** William W. Burnett

S-29	Reliance AC	W	6-0
O-11	at San Jose Normal	W	35-0
O-13	Reliance Club*	W	6-0
O-20	San Jose Normal	W	24-0
O-26	Stanford Alumni	L	0-14
N-3	Reliance AC	W	44-0
N-10	Oregon	W	34-0
N-17	Nevada	L	0-6
N-29	California*	W	5-0
D-25	at Multnomah+	T	0-0

\* at San Francisco, Calif.  
+ at Portland, Ore.

### 1901

#### Won 3, Lost 2, Tied 2

**Coach:** Charles M. Fickert  
**Captain:** R.S. Fischer

S-7	Olympic Club	W	6-0
O-5	Reliance Club*	T	0-0
O-12	Olympic Club*	T	6-6
O-26	Reliance Club	W	10-0
N-2	Nevada	W	12-0
N-9	California*	L	0-2

#### Rose Bowl—Pasadena, Calif.

J-1	vs. Michigan	L	0-49
-----	--------------	---	------

\* at San Francisco, Calif.

### 1902

#### Won 6, Lost 1

**Coach:** Carl L. "Clem" Clemens  
**Captain:** H.S. "Tubby" Lee

S-27	Reliance AC	W	12-0
O-4	Stanford Alumni	W	18-0
O-11	Reliance Club	W	12-0
O-27	Nevada	W	11-5
N-1	Reliance AC	W	23-5
N-8	California*	L	0-16
N-27	at Utah	W	35-11

\* at San Francisco, Calif.

### James F. Lanagan

1903-08  
49-10-5 (.804)

### 1903

#### Won 8, Lost 0, Tied 3

**Coach:** James F. Lanagan  
**Captain:** Louis P. "Little Bunsie" Bansbach

S-19	Reliance Club	T	0-0
S-26	Pensacola	W	17-0
O-3	Reliance Club	W	34-0
O-10	Pensacola	W	34-0
O-15	Fort Baker	W	57-0
O-24	Nevada	T	0-0
O-28	Chemawa Indians	W	33-0
O-31	Reliance Club	W	17-0
N-7	Multnomah Club	W	11-0
N-14	California*	T	6-6
N-28	Sherman Indians**	W	18-0

\* at Richmond Field (7th & California Street), San Francisco, Calif.  
\*\* at Los Angeles, Calif.

### 1904

#### Won 7, Lost 2, Tied 1

**Coach:** James F. Lanagan  
**Captain:** George H. Clark

S-19	Olympic Club	L	0-5
S-26	Pensacola	W	34-0
O-1	Olympic Club	W	12-0
O-8	Sherman Indians	L	0-5
O-12	Multnomah Club	T	0-0
O-20	Nevada	W	17-0
O-29	Oregon	W	35-0
N-5	Utah Agricultural College	W	57-0
N-12	at California	W	18-0
N-24	at Colorado	W	33-0

### 1905

#### Won 8, Lost 0

**Coach:** James F. Lanagan  
**Captain:** A.J. "Bull" Chalmers

S-23	St. Vincent	W	10-0
S-30	Willamette	W	12-0
O-7	15th Infantry	W	51-0
O-14	Oregon	W	10-4
O-21	Nevada	W	21-0
O-28	Sherman Indians*	W	6-4
N-4	USC	W	16-0
N-11	California	W	12-5

\* at Los Angeles, Calif.

**For games played between 1906-1917, rugby was played instead of football.**

### 1906

#### Won 6, Lost 2, Tied 1 (Rugby)

**Coach:** James F. Lanagan  
**Captain:** Edmund Plowden "Stump" Stott

O-20	Nevada	W	11-0
O-27	Pomona*	W	26-0
O-31	Vancouver	W	5-3
N-3	Vancouver	W	16-6
N-10	California	W	6-3
D-25	at Vancouver	L	9-11
D-29	at Vancouver	L	0-3
J-1	at Vancouver	T	3-3
J-5	Victoria**	W	11-0

\* at Los Angeles, Calif.  
\*\* at Seattle, Wash.

### 1907


#### Won 8, Lost 4 (Rugby)

**Coach:** James F. Lanagan  
**Captain:** William "Dutch" Koerner

S-28	Barbarians	W	10-6
O-5	Castaways (of Los Angeles)	W	15-11
O-18	Barbarians*	W	16-13
O-23	Nevada*	W	31-0
O-28	Barbarians*	L	6-13
O-30	Vancouver*	W	23-12
N-2	Vancouver*	W	5-3
N-9	California	W	21-11
D-25	at Vancouver	L	0-3
D-28	at Vancouver	W	3-0
J-1	at Vancouver	L	5-9
J-4	at Victoria	L	3-12

\* at Los Angeles, Calif.

Stanford's 1892 football team was coached by the legendary Walter Camp.



1908

**Won 12, Lost 2 (Rugby)**  
**Coach:** James F. Lanagan  
**Captain:** David P. "Babe" Crawford

S-19	Barbarians	W	22-0
S-26	Olympic Club	W	28-0
O-3	Barbarians	W	24-0
O-10	Olympic Club	W	12-3
O-17	Barbarians	W	28-3
O-24	at Nevada*	W	14-0
O-31	at Nevada*	W	26-0
N-4	Vancouver	L	3-11
N-7	Vancouver	W	11-3
N-14	at California	W	12-3
D-25	at Vancouver**	W	11-0
D-29	at Vancouver**	W	10-3
J-1	at Vancouver**	W	16-10
F-10	Australian Wallabies	L	3-13

\*at Reno, Nevada  
 \*\* at Brockton Point Oval in Stanley Park

1909

**Won 8, Lost 1 (Rugby)**  
**Coach:** George J. "Pres" Presley  
**Captain:** Mowatt M. "Mow" Mitchell

S-18	Barbarians	W	16-0
S-25	Olympics	W	3-0
O-2	Barbarians	W	11-0
O-9	Olympics	W	15-0
O-23	Castaways*	W	41-0
O-30	Reliance Club	W	59-0
N-3	Vancouver	W	56-0
N-6	Vancouver	W	19-3
N-13	California	L	13-19

\* at Los Angeles, Calif.

1910

**Won 7, Lost 1 (Rugby)**  
**Coach:** George J. Presley  
**Captain:** Kenneth L. "Kenny" Dole

S-17	Olympics	W	4-0
S-24	Barbarians	W	21-0
O-1	Olympics	W	19-0
O-8	Barbarians	W	34-0
O-22	Nevada	W	8-0
O-29	Barbarians	W	60-0
N-5	Olympics	W	27-0
N-12	California	L	6-25

1911

**Won 10, Lost 3 (Rugby)**  
**Coach:** George J. Presley  
**Captain:** Benjamin E. Erb

S-16	Barbarians	W	23-3
S-23	Olympics	W	19-0
S-30	Barbarians	W	31-3
O-7	Olympics	W	16-0
O-14	Nevada	W	41-0
O-21	USC	W	6-3
O-28	Olympics	W	39-3
N-1	British Columbia	W	27-3
N-4	British Columbia	L	5-6
N-11	California	L	3-21
	at Vancouver	L	6-13
	at Vancouver	W	10-5
	at Vancouver	W	9-0

1912

**Won 5, Lost 3, Tied 1 (Rugby)**  
**Coach:** George J. Presley  
**Captain:** Louis Cass

S-28	Barbarians	W	12-0
O-5	Olympics	W	17-0
O-12	Australian Waratahs	L	0-6
O-16	Australian Waratahs	W	13-12
O-19	at USC	W	14-0
O-23	Santa Clara	L	10-15
O-26	Barbarians	L	0-6
N-2	Olympics	W	19-0
N-9	at California	T	3-3

1913

**Won 8, Lost 3 (Rugby)**  
**Coach:** Floyd C. Brown  
**Captain:** James H. Thoburn

S-13	Olympics	L	3-5
S-20	Barbarians	W	88-3
S-27	U.C. Club	W	13-3
O-4	Barbarians	W	18-0
O-11	Olympics	W	29-3
O-15	New Zealand All Blacks	L	0-54
O-18	New Zealand All Blacks	L	0-56
O-25	Barbarians	W	21-5
N-1	Olympics	W	19-12
N-8	California	W	13-8
N-22	at USC	W	10-0

1914

**Won 10, Lost 0 (Rugby)**  
**Coach:** Floyd C. Brown  
**Captain:** Frank J. "Deke" Gard

S-12	Olympic Club	W	17-0
S-19	Barbarians	W	31-3
S-26	University Alumni	W	61-8
O-3	Barbarians	W	19-4
O-10	Olympic Club	W	19-5
O-17	Titans	W	35-6
O-24	Santa Clara	W	13-0
O-31	University Alumni	W	31-3
N-7	Olympic Club	W	36-6
N-14	at California	W	26-8

1915

**Won 10, Lost 0, Tied 1 (Rugby)**  
**Coach:** Floyd C. Brown  
**Captain:** Daniel B. "Danny" Carroll

S-11	Olympic Club	T	0-0
S-18	Barbarians	W	31-6
S-25	Titan Club	W	18-0
O-2	Olympic Club	W	48-13
O-9	Barbarians	W	80-0
O-16	Olympic Club	W	49-8
O-20	Palo Alto Athletic Club	W	28-3
O-23	Palo Alto Athletic Club	W	36-18
O-30	So. California All-Stars	W	21-5
N-6	Olympic Club	W	29-11
N-13	Santa Clara*	W	30-0

\*at Ewing Field, San Francisco, Calif.

1916

**Won 9, Lost 1 (Rugby)**  
**Coach:** Floyd C. Brown  
**Captain:** Joseph R. Braden

S-9	Olympic Club	W	9-8
S-16	Barbarians	W	43-0
S-23	Olympic Club	W	38-16
S-30	Palo Alto Athletic Club	W	13-8
O-7	Olympic Club	W	39-16
O-14	Palo Alto Athletic Club	W	19-8
O-21	Presley's All-Stars	W	35-6
O-28	Palo Alto Athletic Club	W	26-9
N-4	Olympic Club	W	29-0
N-11	Santa Clara*	L	5-28

\*at Ewing Field, San Francisco, Calif.

1917

**Won 1, Lost 0**  
**Coach:** Jim Wylie  
**Captain:** Henry S. Pettingill

Santa Clara	W	15-11
-------------	---	-------

1918

**Unofficial Schedule**  
**Student Army Training Corps Team**  
**Won 0, Lost 4**  
**Coach:** Lieut. Arthur H. Badenoch  
**Captain:** Alfred P. "Pret" Holt

N-9	Mare Island	L	0-80
N-16	Mather Field	L	0-70
N-23	at USC*	L	8-25
N-28	at California	L	0-67

\*at Tournament Park, Pasadena, Calif.

1919

**Won 4, Lost 3**  
**Coach:** Melbourne C. "Fighting Bob" Evans  
**Captain:** Edgar R. "Reg" Caughley

O-15	U.S.S. Boston	W	59-0
	Olympic Club	L	0-13
O-26	at Oregon		
	Agricultural College	W	14-6
N-1	Saint Mary's	W	34-0
N-15	Santa Clara	W	13-0
N-22	California	L	10-14
N-27	at USC	L	0-13

1920

**Won 4, Lost 3**  
**Coach:** Walter D. Powell  
**Captain:** C.A. "Art" Wilcox

O-2	Saint Mary's	W	41-0
O-7	Olympic Club	L	7-10
O-16	at USC	L	0-10
O-23	at Santa Clara	W	21-7
O-30	Oregon	W	10-0
N-6	at Washington	W	3-0
N-20	at California	L	0-38

1921

**Won 4, Lost 2, Tied 2**  
**Coach:** C.E. "Gene" Van Gent  
**Captain:** John C. "Jack" Patrick

O-1	U.S. Marines	W	41-0
O-8	Saint Mary's	W	10-7
O-15	Olympic Club	W	7-0
O-22	Pacific Fleet	L	7-27
O-29	Oregon State	W	14-7
N-5	at Washington	T	0-0
N-12	Nevada	T	14-14
N-19	California	L	7-42



**Andrew Kerr**  
 1922-23  
 11-7-0 (.611)

1922

**Won 4, Lost 5**  
**Coach:** Andrew "Andy" Kerr IV  
**Captain:** Dudley S. "Dud" DeGroot

O-7	Olympic Club	L	9-27
O-14	Santa Clara	W	7-0
O-21	Saint Mary's	W	9-0
O-28	at Oregon State	W	6-0
N-4	Nevada	W	17-7
N-11	USC	L	0-6
N-18	Washington	L	8-12
N-25	California	L	0-28
D-30	Pittsburgh	L	7-16

1923

**Won 7, Lost 2**  
**Coach:** Andrew "Andy" Kerr IV  
**Captain:** John D. "Scotchy" Campbell

S-29	Mare Island	W	82-0
O-6	Nevada	W	27-0

0-13	Santa Clara	W	55-6
0-20	at Occidental	W	42-0
0-27	USC	L	7-14
N-3	Olympic Club	W	40-7
N-10	at Oregon*	W	14-3
N-17	Idaho	W	17-7
N-24	at California	L	0-9

\*at Portland, Ore.



**Glenn "Pop" Warner**

1924-32  
71-17-8 (.781)

## 1924

### Won 7, Lost 1, Tied 1

**Coach:** Glenn "Pop" Warner

**Captain:** James W. "Jim" Lawson

0-4	Occidental	W	20-6
0-11	Olympic Club	W	7-0
0-18	Oregon	W	28-13
0-25	at Idaho*	W	3-0
N-1	Santa Clara	W	20-0
N-8	vs. Utah+	W	30-0
N-15	Montana	W	41-3
N-22	at California	T	20-20

### Rose Bowl—Pasadena, Calif.

J-1	vs. Notre Dame	L	10-27
-----	----------------	---	-------

\*at Portland, Ore.

+at Berkeley, Calif.

## 1925

### Won 7, Lost 2

**Coach:** Glenn "Pop" Warner

**Captain:** Ernie Nevers

S-26	Olympic Club	L	0-9
0-3	Santa Clara	W	20-3
0-10	Occidental	W	28-0
0-17	at USC	W	13-9
0-24	Oregon State	W	26-10
0-31	Oregon	W	35-13
N-14	at Washington	L	0-13
N-14	UCLA	W	82-0
N-21	California	W	27-14

## 1926

### Won 10, Lost 0, Tied 1

#### National Champions

**Coach:** Glenn "Pop" Warner

**Captain:** Frederick Swan

S-18	Fresno State	W	44-0
S-25	Cal Tech	W	13-0
0-2	Occidental	W	19-0
0-9	Olympic Club	W	7-3
0-16	Nevada	W	33-9
0-23	at Oregon	W	29-12
0-30	at USC	W	13-12
N-6	Santa Clara	W	33-14
N-13	Washington	W	29-10
N-20	at California	W	41-6

### Rose Bowl—Pasadena, Calif.

J-1	vs. Alabama	T	7-7
-----	-------------	---	-----

## 1927

### Won 8, Lost 2, Tied 1

**Coach:** Glenn "Pop" Warner

**Captain:** J. Harold McCreery

S-24	Fresno State	W	44-7
S-24	Olympic Club	W	7-6
0-1	Saint Mary's	L	0-16
0-8	Nevada	W	20-2
0-15	USC	T	13-13
0-22	at Oregon State*	W	20-6
0-29	Oregon	W	19-0
N-5	at Washington	W	13-7
N-12	Santa Clara	L	6-13
N-19	California	W	13-6

### Rose Bowl—Pasadena, Calif.

J-1	vs. Pittsburgh	W	7-6
-----	----------------	---	-----

\*at Portland, Ore.

## 1928

### Won 8, Lost 3, Tied 1

**Coach:** Glenn "Pop" Warner

**Captain:** Clifford P. "Biff" Hoffman

S-15	YMI	L	0-6
S-22	West Coast Army	W	21-8
S-29	Olympic Club	L	6-12
0-6	at Oregon	W	26-12
0-13	UCLA	W	45-7
0-20	vs. Idaho*	W	47-0
0-27	Fresno State	W	47-0
N-3	at USC	L	0-10
N-10	Santa Clara	W	31-0
N-17	Washington	W	12-0
N-24	at California	T	13-13
D-1	vs. Army+	W	26-0

\*at San Francisco, Calif.

+at Yankee Stadium, Bronx, NY

## 1929

### Won 9, Lost 2

**Coach:** Glenn "Pop" Warner

**Captain:** Donald F. "Mush" Muller

S-21	West Coast Army	W	45-0
S-28	Olympic Club	W	6-0
0-5	Oregon	W	33-7
0-12	at UCLA	W	57-0
0-19	Oregon State	W	40-7
0-26	USC	L	0-7
N-2	Cal Tech	W	39-0
N-9	at Washington	W	6-0
N-16	Santa Clara	L	7-13
N-23	California	W	21-6
D-28	Army	W	34-13

## 1930

### Won 9, Lost 1, Tied 1

**Coach:** Glenn "Pop" Warner

**Captain:** Ray E. Tandy

S-20	West Coast Army	W	32-0
S-27	Olympic Club	W	18-0
0-4	Santa Clara	W	20-0
0-11	at Minnesota	T	0-0
0-18	Oregon State	W	13-7
0-25	at USC	L	12-41
0-31	UCLA	W	20-0
N-8	Washington	W	25-7
N-15	Cal Tech	W	57-7
N-22	at California	W	41-0
N-29	Dartmouth	W	14-7

## 1931

### Won 7, Lost 2, Tied 2

**Coach:** Glenn "Pop" Warner

**Captain:** Harry Hillman

S-19	West Coast Army	W	46-0
S-26	Olympic Club	T	0-0
0-3	Santa Clara	W	6-0
0-10	Minnesota	W	13-0
0-17	Oregon State	W	25-7
0-24	at Washington	T	0-0
0-31	UCLA	W	12-6
N-7	at USC	L	0-19
N-14	Nevada	W	26-0
N-21	California	L	0-6
N-28	vs. Dartmouth*	W	32-6

\*at Cambridge, Mass.

## 1932

### Won 6, Lost 4, Tied 1

**Coach:** Glenn "Pop" Warner

**Captain:** Ernest W. Caddel, William F. Bates

S-17	Olympic Club	W	6-0
S-24	at San Francisco	W	20-7
0-1	at Oregon State*	W	27-0
0-8	Santa Clara	W	14-0
0-15	West Coast Army	W	26-0
0-22	USC	L	0-13
0-29	at UCLA	L	6-13
N-5	Washington	L	13-18
N-12	Cal Aggies	W	59-0
N-19	at California	T	0-0
N-26	at Pittsburgh	L	0-7

\*at Portland, Ore.



**Claude E. "Tiny" Thornhill**

1933-39  
35-25-7 (.574)

## 1933

### Won 8, Lost 2, Tied 1

#### Pacific Coast Conference Champions

**Coach:** Claude E. "Tiny" Thornhill

**Captain:** Appointed by game

S-23	San Jose State	W	27-0
S-30	UCLA	W	3-0
0-7	Santa Clara	W	7-0
0-14	at Northwestern*	T	0-0
0-21	at San Francisco	W	20-13
0-28	at Washington	L	0-6
N-4	Olympic Club	W	21-0
N-11	at USC	W	13-7
N-18	Montana	W	33-7
N-25	California	W	7-3

### Rose Bowl—Pasadena, Calif.

J-1	vs. Columbia	L	0-7
-----	--------------	---	-----

\*Chicago, Ill.

## 1934

### Won 9, Lost 1, Tied 1

#### Pacific Coast Conference Champions

**Coach:** Claude E. "Tiny" Thornhill

**Captain:** Appointed by game

S-22	San Jose State	W	48-0
S-29	Santa Clara	T	7-7
0-6	at Oregon State*	W	17-0
0-13	Northwestern	W	20-0
0-21	at San Francisco	W	3-0

0-27	USC	W	16-0
N-3	at UCLA	W	27-0
N-10	Washington	W	24-0
N-17	Olympic Club	W	40-0
N-24	at California	W	9-7

### Rose Bowl—Pasadena, Calif.

J-1	vs. Alabama	L	13-29
-----	-------------	---	-------

\*at Portland, Ore.

## 1935

### Won 8, Lost 1

#### Pacific Coast Conference Champions

**Coach:** Claude E. "Tiny" Thornhill

**Captain:** Robert A. "Bones" Hamilton

S-28	San Jose State	W	35-0
0-5	at San Francisco	W	10-0
0-19	UCLA	L	6-7
0-26	at Washington	W	6-0
N-2	Santa Clara	W	9-6
N-9	at USC	W	3-0
N-16	Montana	W	32-0
N-23	California	W	13-0

### Rose Bowl—Pasadena, Calif.

J-1	vs. Southern Methodist	W	7-0
-----	------------------------	---	-----

Note: The Associated Press began its college football poll in 1936. The numbers in parenthesis indicate the team's rank at the time of the game. Stanford's rank appears on the left.

## 1936

### Won 2, Lost 5, Tied 2

**Coach:** Claude E. "Tiny" Thornhill

**Captain:** Earl M. Hoos

S-26	Santa Clara	L	0-13
0-3	at Washington State	L	13-14
0-2	Oregon	T	7-7
0-24	USC (6)	L	7-14
0-31	at UCLA	W	19-6
N-7	Washington (6)	T	14-14
N-14	at Oregon State*	W	20-14
N-21	at California	L	0-20
N-28	at Columbia	L	0-7

\*at Portland, Ore.

## 1937

### Won 4, Lost 3, Tied 2

**Coach:** Claude E. "Tiny" Thornhill

**Captain:** Grant B. Stone

S-25	Santa Clara	L	7-13
0-2	at Oregon	L	6-7
0-9	UCLA	W	12-7
0-23	at Washington	W	13-7
0-30	Oregon State	T	0-0
N-6	at USC	W	7-6
N-13	Washington State	W	23-0
N-20	(13) California (2)	L	0-13
N-27	at Columbia	T	0-0

## 1938

### Won 3, Lost 6

**Coach:** Claude E. "Tiny" Thornhill

**Captain:** Appointed by game

0-1	Santa Clara	L	0-22
0-8	Washington State	W	8-0
0-15	Oregon	W	27-16
0-22	USC	L	2-13
0-29	at UCLA	L	0-6
N-5	Washington	L	7-10
N-12	at Oregon State	L	0-6
N-19	at California (9)	L	0-6
N-26	Dartmouth (13)	W	23-13

1939

Won 1, Lost 7, Tied 1

**Coach:** Claude E. "Tiny" Thornhill  
**Captain:** Stanley Anderson

S-30	Oregon State	L	0-12
O-7	at Oregon*	L	0-10
O-14	UCLA	T	14-14
O-28	at Washington	L	5-8
N-4	Santa Clara	L	7-27
N-11	at USC (4)	L	0-33
N-18	Washington State	L	0-7
N-25	California	L	14-32
D-2	vs. Dartmouth+	W	14-3

\*at Multnomah Stadium, Portland, Ore.  
+at Polo Grounds, New York, NY



**Clark Shaughnessy**  
1940-41  
16-3-0 (.842)

1940

Won 10, Lost 0

**Pacific Coast Conference Champions**  
**Final AP Ranking: No. 2**

**Coach:** Clark Shaughnessy  
**Captain:** Appointed by game

S-28	at San Francisco*	W	27-0
O-5	Oregon	W	13-0
O-12	Santa Clara	W	7-6
O-19	(10) at Washington St. (19)	W	26-14
O-26	(9) USC (17)	W	21-7
N-2	(6) at UCLA	W	20-14
N-9	(6) Washington (11)	W	20-10
N-16	(4) Oregon State (19)	W	28-14
N-30	(3) at California	W	13-7

**Rose Bowl—Pasadena, Calif.**

J-1	(2) vs. Nebraska (7)	W	21-13
-----	----------------------	---	-------

\*Kezar Stadium, San Francisco, Calif.

1941

Won 6, Lost 3

**Coach:** Clark Shaughnessy  
**Captains:** Appointed by game

S-27	Oregon	W	19-15
O-4	UCLA	W	33-0
O-11	at Oregon State	L	0-10
O-18	San Francisco	W	42-26
O-25	(20) at Washington	W	13-7
N-1	(12) Santa Clara	W	27-7
N-8	(9) at USC	W	13-0
N-15	(6) Washington State	L	13-14
N-29	California	L	0-16



**Marchmont Schwartz**  
1942; 1946-50  
28-28-4 (.500)

1942

Won 6, Lost 4

**Final AP Ranking No. 12**  
**Coach:** Marchmont Schwartz  
**Captain:** Appointed by game

S-26	Washington State	L	0-6
O-3	vs. Santa Clara*	L	6-14
O-10	at Notre Dame	L	0-27
O-17	Idaho	W	54-7
O-24	vs. USC*	W	14-6
O-31	UCLA (11)	L	7-21
N-7	vs. Washington*	W	20-7
N-14	Oregon State	W	49-13
N-28	at California	W	26-7
	(12) Saint Mary's Pre-Flight	W	28-13

\*at Kezar Stadium, San Francisco, Calif.

1943-44

No football—World War II

1945

Unofficial Schedule

Won 1, Lost 1  
**Coach:** Marchmont Schwartz

N-17	Stockton Commandos	L	13-19
D-1	San Mateo Merchant Marine	W	12-6

1946

Won 6, Lost 3, Tied 1

**Coach:** Marchmont Schwartz  
**Captain:** Appointed by game

S-28	Idaho	W	45-0
O-5	San Francisco	W	33-7
O-12	(17) at UCLA (5)	L	6-26
O-19	Santa Clara	W	33-27
O-26	USC	L	20-28
N-2	at Oregon State	T	0-0
N-9	Washington	L	15-21
N-16	Washington State	W	27-26
N-23	at California	W	25-6
D-23	at Hawai'i	W	18-7

1947

Won 0, Lost 9

**Coach:** Marchmont Schwartz  
**Captain:** George Quist

S-27	Idaho	L	16-19
O-4	at Michigan	L	13-49
O-11	Santa Clara	L	7-13
O-18	UCLA (19)	L	6-39
O-25	at Washington	L	0-25
N-1	Oregon State	L	7-13
N-8	at USC (5)	L	0-14
N-15	Oregon	L	6-21
N-22	California (9)	L	18-21

1948

Won 4, Lost 6

**Coach:** Marchmont Schwartz  
**Captain:** Appointed by game

S-18	San Jose State	W	26-20
S-25	Oregon	L	12-20
O-2	at Washington State	L	7-14
O-9	Santa Clara	L	14-27
O-16	at UCLA	W	34-14
O-23	USC	L	6-7
O-15	Washington	W	20-0
N-6	vs. Army (4)*	L	0-43
N-13	Montana	W	39-7
N-20	at California (4)	L	6-7

\*at Yankee Stadium, New York, NY

1949

Won 7, Lost 3, Tied 1

**Coach:** Marchmont Schwartz  
**Captains:** Allan F. Rau, James Castagnoli

S-17	San Jose State	W	49-0
S-24	Harvard	W	44-0
O-1	Michigan	L	7-27
O-8	UCLA (18)	L	7-14
O-15	at Washington	W	40-0
O-22	Oregon State	W	27-7
O-29	Santa Clara	T	7-7
N-5	at USC (12)	W	34-13
N-12	(17) Idaho	W	63-0
N-19	(12) California (3)	L	14-33
J-2	Hawai'i	W	74-20

1950

Won 5, Lost 3, Tied 2

**Coach:** Marchmont Schwartz  
**Captains:** Russell Pomeroy, Gordon W. White

S-23	(7) San Jose State	W	33-16
S-30	(7) San Francisco	W	55-7
O-7	(8) at Oregon State*	W	21-7
O-14	(6) Santa Clara	W	23-13
O-21	(6) at UCLA	L	7-21
O-28	Washington	L	7-21
N-4	USC	T	7-7
N-11	Washington State	W	26-17
N-18	Army (3)	L	0-7
N-25	at California (4)	T	7-7

\*at Portland, Ore.



**Chuck Taylor**  
1951-57  
40-29-2 (.577)

1951

Won 9, Lost 2

**Pacific Coast Conference Champions**  
**Final AP Ranking: No. 7**

**Coach:** Chuck Taylor  
**Captains:** Bill McColl, Gary Kerkerian

S-22	at Oregon*	W	27-20
S-29	San Jose State	W	26-13
O-6	at Michigan	W	23-13
O-13	(19) UCLA	W	21-7
O-20	(13) Santa Clara	W	21-14
O-27	(11) at Washington	W	14-7
N-3	(11) Washington St. (16)	W	21-13
N-10	(7) at USC (6)	W	27-20
N-17	(4) Oregon State	W	35-14
N-24	(3) California (19)	L	7-20

**Rose Bowl—Pasadena, Calif.**

J-1	(7) vs. Illinois (4)	L	7-40
-----	----------------------	---	------

\*at Portland, Ore.

1952

Won 5, Lost 5

**Coach:** Chuck Taylor  
**Captains:** Alfred Kirkland, James A. Vick

S-20	(13) Santa Clara	W	28-13
S-27	(13) at Washington St. (15)	W	14-13
O-4	Michigan	W	14-7
O-11	Oregon State	W	41-28
O-18	(13) at UCLA (10)	L	14-24
O-25	Washington	L	14-27
N-1	San Jose State	W	35-13
N-8	USC (6)	L	7-54
N-15	Oregon	L	20-21
N-22	at California	L	0-26

1953


Won 6, Lost 3, Tied 1

**Final AP Ranking: No. 19**

**Coach:** Chuck Taylor  
**Captain:** Norman Manoogian

S-19	Pacific	L	20-25
S-26	Oregon	W	7-0
O-3	at Illinois	L	21-33
O-10	at Oregon State*	W	21-0
O-17	UCLA (4)	W	21-20

Running back Harry Hugasian helped Stanford to a 7-3-1 record in 1949.



0-24	(20) at Washington	W	13-7
0-31	(17) Washington State	W	48-19
N-7	(11) at USC (17)	L	20-23
N-14	(16) San Jose State	W	54-0
N-21	(16) California	T	21-21

\*at Portland, Ore.

## 1954

### Won 4, Lost 6

**Coach:** Chuck Taylor  
**Captain:** Winfred E. Wedge

S-17	at Pacific	W	13-12
S-25	at Oregon (16)*	W	18-13
0-2	Illinois	W	12-2
0-9	(17) Navy (19)	L	0-25
0-16	at UCLA (3)	L	0-72
0-23	Washington	W	13-7
0-30	Washington State	L	26-30
N-6	USC (10)	L	7-21
N-13	San Jose State	L	14-19
N-20	at California	L	20-28

\*at Portland, Ore.

## 1955

### Won 6, Lost 3, Tied 1 Final AP Ranking: No. 16

**Coach:** Chuck Taylor  
**Captains:** Robert Marshall, William H. Tarr

S-17	Pacific	W	33-14
S-24	at Oregon State*	L	0-10
0-1	Ohio State (8)	W	6-0
0-8	(20) at Michigan State	L	14-38
0-15	UCLA (9)	L	13-21
0-22	at Washington	T	7-7
0-29	San Jose State	W	34-18
N-5	at USC (16)	W	28-20
N-12	Oregon	W	44-7
N-19	(18) California	W	19-0

\*at Portland, Ore.

## 1956

### Won 4, Lost 6

**Coach:** Chuck Taylor  
**Captains:** John Brodie, Paul Wiggin

S-22	(14) at Washington St.*	W	40-26
S-29	(12) Michigan State (3)	L	7-21
0-6	at Ohio State (4)	L	20-32
0-13	San Jose State	W	40-20
0-20	at Oregon	W	21-7
0-27	USC (6)	W	27-19
N-3	(10) at UCLA	L	13-14
N-10	(20) Oregon State (14)	L	19-20
N-17	Washington	L	13-34
N-24	at California	L	18-20

\*at Spokane, Wash.

## 1957

### Won 6, Lost 4

**Coach:** Chuck Taylor  
**Captains:** Jon Douglas, Gary Van Gaider

S-21	San Jose State	W	46-7
S-28	(16) Northwestern	W	26-6
0-5	(17) at Rice	L	7-34
0-12	Washington State	L	18-21
0-19	at Washington	W	21-14
0-26	UCLA (15)	W	20-6
N-2	Oregon (15)	L	26-27
N-9	at USC	W	35-7
N-16	at Oregon State	L	14-24
N-23	California	W	14-12



## Jack C. Curtice

1958-62  
14-36-0 (.280)

## 1958

### Won 2, Lost 8

**Coach:** Jack Curtice  
**Captains:** Robert Nicolet, Robert Peterson, Eric Protiva

S-20	at Washington State	L	6-40
S-27	Rice	L	7-30
0-4	at Northwestern	L	0-28
0-11	Washington	W	22-12
0-18	Air Force	L	0-16
0-25	at UCLA	W	21-19
N-1	USC	L	6-29
N-8	at Oregon	L	0-12
N-15	Oregon State	L	16-24
N-22	at California (19)	L	15-16

## 1959

### Won 3, Lost 7

**Coach:** Jack Curtice  
**Captain:** Chris Burford

S-19	Oregon	L	27-28
S-26	at Wisconsin (8)	L	14-16
0-3	Pacific	W	21-6
0-10	at Washington	L	0-10
0-17	Washington State	L	19-36
0-24	at USC (5)	L	28-30
0-31	San Jose State	W	54-38
N-7	UCLA	L	13-55
N-14	at Oregon State	W	39-22
N-21	California	L	17-20

## 1960

### Won 0, Lost 10

**Coach:** Jack Curtice  
**Captains:** Dick Norman, Dean Hinshaw

S-17	at Washington State*	L	14-15
S-24	Wisconsin	L	7-24
0-1	at Air Force	L	9-32
0-8	Washington (12)	L	10-29
0-15	San Jose State	L	20-34
0-22	at UCLA (19)	L	8-26
0-29	USC	L	6-21
N-5	at Oregon+	L	6-27
N-12	Oregon State	L	21-25
N-19	at California	L	10-21

\*at Spokane, Wash.  
+at Portland, Ore.

## 1961

### Won 4, Lost 6

**Coach:** Jack Curtice  
**Captains:** John R. Butler, Christopher Cottle

S-23	Tulane	W	9-7
S-30	at Oregon State	W	34-0
0-7	at Michigan State (6)	L	3-31
0-14	San Jose State	W	17-6
0-21	at Washington	L	0-13
0-28	UCLA	L	0-20
N-4	Oregon	L	7-19
N-11	at USC	L	15-30
N-18	Washington State	L	0-30
N-25	California	W	20-7

## 1962

### Won 5, Lost 5

**Coach:** Jack Curtice  
**Captains:** Edward Cummings, Gary Sargent

S-21	Tulane	W	6-3
S-29	Michigan State (6)	W	16-13
0-6	Oregon State	L	0-27
0-13	at Washington State*	L	6-21
0-20	Washington (9)	L	0-14
0-27	at UCLA	W	17-7
N-3	at Oregon+	L	14-28
N-10	USC (2)	L	14-39
N-17	San Jose State	W	21-9
N-24	at California	W	30-13

\*at Spokane, Wash.  
+at Portland, Ore.



## John Ralston

1963-71  
55-36-3 (.601)

## 1963

### Won 3, Lost 7

**Coach:** John Ralston  
**Captains:** Marvin Harris, Clark Weaver

S-21	San Jose State	W	29-13
S-28	Oregon	L	7-36
0-5	UCLA	L	9-10
0-12	at Rice	L	13-23
0-19	at Washington	L	11-19
0-26	Notre Dame	W	24-14
N-2	at Oregon State	L	7-10
N-9	at USC	L	11-25
N-16	Washington State	L	15-32
N-30	California	W	28-17

## 1964

### Won 5, Lost 5

**Coach:** John Ralston  
**Captains:** Richard Ragsdale, Guy Rounsaville

S-19	at Washington State*	L	23-29
S-26	San Jose State	W	10-8
0-3	at UCLA	L	20-27
0-10	Rice	W	34-7
0-17	Washington	L	0-6
0-24	at Notre Dame (2)	L	6-28
0-31	at Oregon (7)	W	10-8
N-7	USC	L	10-15
N-14	Oregon State	W	16-7
N-21	at California	W	21-3

\*at Spokane, Wash.

## 1965

### Won 6, Lost 3, Tied 1

**Coach:** John Ralston  
**Captains:** Robert Handley, Gary Pettigrew, Glenn Myers

S-18	San Jose State	W	26-6
S-25	Navy	T	7-7
0-2	at Air Force	W	17-16
0-9	Oregon	W	17-14
0-16	at USC (6)	L	0-14
0-23	Army	W	31-14
0-30	at Washington	L	8-41
N-6	at Tulane	W	16-0
N-13	UCLA (7)	L	13-30
N-20	California	W	9-7

## 1966

### Won 5, Lost 5

**Coach:** John Ralston  
**Captains:** Allan Mohrman, Albert Wilburm

S-17	San Jose State	W	25-21
S-24	at Minnesota	L	21-35
0-1	Tulane	W	33-14
0-8	at Oregon*	L	3-7
0-15	USC (5)	L	7-21
0-22	at Illinois	W	6-3
0-29	Washington	L	20-22
N-5	Air Force	W	21-6
N-12	at UCLA (8)	L	0-10
N-19	at California	W	13-7

\*at Portland, Ore.

## 1967

### Won 5, Lost 5

**Coach:** John Ralston  
**Captains:** Marty Brill, John Root

S-16	at Oregon State*	L	7-13
S-23	Kansas	W	21-20
S-30	San Jose State	W	28-14
0-7	at USC (1)	L	0-30
0-14	Washington State	W	31-10
0-21	UCLA (3)	L	16-21
0-28	at Army	L	20-24
N-4	at Washington	W	14-7
N-11	Oregon	W	17-14
N-18	California	L	3-26

\*at Portland, Ore.

## 1968

### Won 6, Lost 3, Tied 1

**Coach:** John Ralston  
**Captains:** Malcolm Snider, Stuart Kellner

S-21	San Jose State	W	68-20
S-28	at Oregon	W	28-12
0-5	Air Force	W	24-13
0-12	(18) USC (2)	L	24-27
0-19	(14) at Washington St.*	T	21-21
0-26	at UCLA	L	17-20
N-2	Oregon State	L	7-29
N-9	Washington	W	35-20
N-16	at Pacific	W	24-0
N-23	at California (18)	W	20-0

\*at Spokane, Wash.

## 1969

### Won 7, Lost 2, Tied 1 Final AP Ranking: No. 19

**Coach:** John Ralston  
**Captains:** Don Parish, Patrick Preston

S-20	San Jose State	W	63-21
S-27	Oregon	W	28-0
0-4	(17) at Purdue (8)	L	35-36
0-11	(16) at USC (4)	L	24-26
0-18	(18) Washington St.	W	49-0
0-25	(19) UCLA (6)	T	20-20
N-1	(16) at Oregon State	W	33-0
N-8	(14) at Washington	W	21-7
N-15	(13) Air Force (20)	W	47-34
N-22	(14) California	W	29-28



1970

**Won 9, Lost 3**  
**Pac-8 Conference Champions**  
**Final AP Ranking: No. 8**  
**Coach:** John Ralston  
**Captains:** Jim Plunkett, Jack Schultz

S-12	(10) at Arkansas (4)*	W	34-28
S-19	(4) San Jose State	W	34-3
S-26	(3) at Oregon	W	33-10
O-3	(3) Purdue	L	14-26
O-10	(12) USC (4)	W	24-14
O-17	(9) at Washington St.*	W	63-16
O-24	(8) at UCLA (16)	W	9-7
O-31	(6) Oregon State	W	48-10
N-7	(6) Washington	W	29-22
N-14	(6) at Air Force (13)	L	14-31
N-21	(11) at California	L	14-22


**Rose Bowl—Pasadena, Calif.**  
**J-1** (12) vs. Ohio State (2) **W** 27-17  
\*at Little Rock, Ark.  
 \*at Spokane, Wash.

1971

**Won 9, Lost 3**  
**Pac-8 Conference Champions**  
**Final AP Ranking: No. 10**  
**Coach:** John Ralston  
**Captains:** Don Bunce, Jackie Brown, Jeff Siemon

S-11	(19) at Missouri	W	19-0
S-18	(13) at Army	W	38-3
S-25	(13) Oregon	W	38-17
O-2	(10) Duke (19)	L	3-9
O-9	(19) at Washington (11)	W	17-6
O-16	(15) at USC	W	33-18
O-23	(10) Washington State	L	23-24
O-30	(17) at Oregon State	W	31-24
N-6	(12) UCLA	W	20-9
N-23	(10) San Jose State	L	12-13
N-20	(18) California	W	14-0

**Rose Bowl—Pasadena, Calif.**  
**J-1** (16) vs. Michigan (4) **W** 13-12



**Jack Christiansen**  
 1972-76  
 30-22-3 (.573)

1972

**Won 6, Lost 5**  
**Coach:** Jack Christiansen  
**Captains:** Younger Klippert, Charles McCLOUD

S-16	San Jose State	W	44-0
S-23	(19) at Duke	W	10-6
S-30	(19) West Virginia (20)	W	41-35
O-7	(15) USC (1)	L	21-30
O-14	(17) Washington (12)	W	24-0
O-21	(13) at Oregon	L	13-15
O-28	Oregon State	W	17-11
N-4	at UCLA (8)	L	23-28
N-11	(20) at Washington St.	L	13-27
N-18	at California	L	21-24
D-2	at Hawai'i	W	39-7

1973

**Won 7, Lost 4**  
**Coach:** Jack Christiansen  
**Captains:** Mike Boryla, Randy Polti

S-15	Penn State (7)	L	6-20
S-22	at Michigan (5)	L	10-47
S-29	San Jose State	W	23-12
O-6	at Illinois	W	24-0
O-13	UCLA (15)	L	13-59
O-20	at Washington	W	23-14
O-27	Washington State	W	45-14
N-3	at Oregon State	W	24-23
N-10	at USC (8)	L	26-27
N-17	Oregon	W	24-7
N-24	California	W	26-17

1974

**Won 5, Lost 4, Tied 2**  
**Coach:** Jack Christiansen  
**Captains:** Drew Palin, Scott Laidlaw

S-13	(20) at Penn State (8)	L	20-24
S-21	(19) Illinois	L	7-41
S-28	San Jose State	T	21-21
O-5	Michigan (4)	L	16-27
O-12	at UCLA (11)	T	13-13
O-19	Washington	W	34-17
O-26	at Washington State	W	20-18
N-2	Oregon State	W	17-13
N-9	USC	L	10-34
N-16	at Oregon	W	17-0
N-23	at California (19)	W	22-20

1975

**Won 6, Lost 4, Tied 1**  
**Coach:** Jack Christiansen  
**Captains:** Bill Singler, Geb Church

S-13	at Penn State (10)	L	14-34
S-20	at Michigan (2)	T	19-19
S-27	(18) San Jose State	L	34-36
O-4	Army	W	67-14
O-11	UCLA	L	21-31
O-18	at Washington	W	24-21
O-25	Washington State	W	54-14
N-1	at Oregon State	W	28-22
N-8	at USC (9)	W	13-10
N-15	Oregon	W	33-30
N-22	California (13)	L	15-48

1976

**Won 6, Lost 5**  
**Coach:** Jack Christiansen  
**Captains:** Alex Karakazoff, Jeff Barton

S-11	at Penn State (10)	L	12-15
S-18	at Michigan (1)	L	0-51
S-25	San Jose State	W	28-23
O-2	at Army	L	20-21
O-9	at UCLA (5)	L	20-38
O-16	Washington	W	34-28
O-23	at Washington State	W	22-16
O-30	Oregon State	W	24-3
N-6	USC (4)	L	24-48
N-13	at Oregon	W	28-17
N-20	at California	W	27-24



**Bill Walsh**  
 1977-78; 1992-94  
 34-24-1 (.585)

1977

**Won 9, Lost 3**  
**Final AP Ranking: No. 15**  
**Coach:** Bill Walsh  
**Captains:** Guy Benjamin, Gordy Ceresino

S-10	at Colorado (12)	L	21-27
S-17	at Tulane	W	21-17
S-24	Illinois	W	37-24
O-1	Oregon	W	20-10
O-8	UCLA	W	32-28
O-15	at Washington	L	21-45
O-22	Washington State	W	31-29
O-29	at Oregon State	W	26-7
N-5	at USC (16)	L	0-49
N-12	San Jose State	W	31-26
N-19	California	W	21-3

**Sun Bowl—El Paso, Texas**  
**D-31** LSU **W** 24-14

1978

**Won 8, Lost 4**  
**Final AP Ranking: No. 17**  
**Coach:** Bill Walsh  
**Captains:** Gordy Ceresino, Steve Dils

S-9	Oklahoma (4)	L	29-35
S-16	San Jose State	W	38-9
S-23	at Illinois	W	35-10
S-30	(20) Tulane	W	17-14
O-7	(17) at UCLA (16)	L	26-27
O-14	(18) Washington	L	31-34
O-21	at Washington State	W	43-27
O-28	Oregon State	W	24-6
N-4	USC (6)	L	7-13
N-11	at Arizona State	W	21-14
N-18	at California	W	30-10

**Astro Bluebonnet Bowl—Houston, Texas**  
**D-31** vs. Georgia (11) **W** 25-22



**Rod Dowhower**  
 1979  
 5-5-1 (.500)

1979

**Won 5, Lost 5, Tied 1**  
**Coach:** Rod Dowhower  
**Captains:** Turk Schonert, Chuck Evans

S-8	(13) at Tulane	L	10-33
S-15	San Jose State	W	45-29
S-22	Army	L	13-17
S-29	Boston College	W	33-14
O-6	UCLA	W	27-24
O-13	at USC (1)	T	21-21
O-20	at Arizona	W	30-10
O-27	at Oregon State	L	31-33
N-3	Arizona State	W	28-21
N-10	Oregon	L	7-16
N-17	California	L	14-21



**Paul Wiggin**  
 1980-83  
 16-28-0 (.364)

1980

**Won 6, Lost 5**  
**Coach:** Paul Wiggin  
**Captains:** Appointed by game

S-6	(15) at Oregon	W	35-25
S-13	(13) Tulane	W	19-14
S-20	(11) at Boston College	L	13-30
S-27	at Oklahoma (4)	W	31-14
O-4	(15) San Jose State	W	35-21
O-11	(16) at UCLA (5)	L	21-35
O-18	(20) Washington	L	24-27
O-25	at Washington State	W	48-34
N-1	Oregon State	W	54-13
N-8	USC (4)	L	9-34
N-22	at California	L	23-28

1981

**Won 4, Lost 7**  
**Coach:** Paul Wiggin  
**Captains:** Appointed by game

S-12	(19) at Purdue	L	19-27
S-19	San Jose State	L	6-28
S-26	Ohio State (8)	L	19-24
O-3	at Arizona	L	13-17
O-10	UCLA (17)	W	26-23
O-17	at USC (7)	L	17-25
O-24	Arizona State (17)	L	36-62
O-31	at Washington (18)	L	31-42
N-7	at Oregon State	W	63-9
N-14	Oregon	W	42-3
N-21	California	W	42-21

1982

**Won 5, Lost 6**  
**Coach:** Paul Wiggin  
**Captain:** Appointed by game

S-11	at Purdue	W	35-14
S-18	San Jose State	L	31-35
S-25	at Ohio State (13)	W	23-20
O-2	Oregon State	W	45-5
O-9	at Arizona State (11)	L	17-21
O-16	USC (14)	L	21-41
O-23	at Washington State	W	31-26
O-30	Washington (2)	W	43-31
N-6	Arizona	L	27-41
N-13	at UCLA (12)	L	35-38
N-20	at California	L	20-25

1983

**Won 1, Lost 10**  
**Coach:** Paul Wiggin  
**Captain:** Appointed by game

S-10	Oklahoma (2)	L	14-27
S-17	at Illinois	L	7-17
S-24	San Jose State	L	10-23
O-1	at Arizona State (20)	L	11-29
O-8	UCLA	L	21-39
O-15	at Washington (17)	L	15-32
O-22	Arizona (19)	W	31-22
O-29	at Oregon State	L	18-31
N-5	at USC	L	7-30
N-12	Oregon	L	7-16
N-19	California	L	18-27



## Jack Elway

1984-88  
25-29-2 (.463)

### 1984

#### Won 5, Lost 6

**Coach:** Jack Elway  
**Captains:** Appointed by game

S- 8	at Oklahoma (16)	L	7-19
S- 15	Illinois	W	34-19
S-22	San Jose State	W	28-27
S-29	Arizona State	L	10-28
O- 6	at UCLA (17)	W	23-21
O-13	Washington (2)	L	15-37
O-20	Washington State	L	42-49
O-27	at Oregon State	W	28-21
N- 3	USC (18)	L	11-20
N-10	at Arizona	L	14-28
N-17	at California	W	27-10

### 1985

#### Won 4, Lost 7

**Coach:** Jack Elway  
**Captains:** Appointed by game

S-14	San Jose State	W	41-7
S-21	at Oregon	L	28-45
S-28	Texas	L	34-38
O- 5	at San Diego State	L	22-41
O-12	UCLA	L	9-34
O-19	at USC	L	6-30
O-26	Arizona	W	28-17
N- 2	at Washington	L	0-34
N- 9	Oregon State	W	39-24
N-16	at Arizona State	L	14-21
N-23	California	W	24-22

### 1986

#### Won 8, Lost 4

**Coach:** Jack Elway  
**Captain:** Appointed by game

S-13	at Texas	W	31-20
S-20	San Jose State	W	28-10
S-27	at Oregon State	W	17-7
O- 4	San Diego State	W	17-10
O-11	(18) Washington (12)	L	14-24
O-18	at Oregon	W	41-7
O-25	(19) USC	L	0-10
N- 1	Washington State	W	42-12
N- 8	at UCLA (12)	W	28-23
N-22	(16) at California	L	11-17
N-29	vs. Arizona* (12)	W	29-24
<b>Gator Bowl—Jacksonville, Fla.</b>			
D-27	(20) vs. Clemson	L	21-27

\*Tokyo, Japan

### 1987

#### Won 5, Lost 6

**Coach:** Jack Elway  
**Captains:** Appointed by game

S- 5	at Washington (13)	L	21-31
S-19	at Colorado	L	17-31
S-26	San Jose State	L	17-24
O- 3	UCLA (11)	L	0-49
O-10	at Washington State	W	44-7
O-17	at San Diego State	W	44-40
O-24	Oregon	W	13-10
O-31	Arizona	L	13-23
N- 7	at USC	L	24-39
N-14	at Oregon State	W	38-7
N-21	California	W	31-7

### 1988

#### Won 3, Lost 6, Tied 2

**Coach:** Jack Elway  
**Captains:** Appointed by game

S-10	USC (6)	L	20-24
S-17	San Diego State	W	31-10
S-24	at Oregon	L	3-7
O- 1	at Notre Dame (5)	L	14-42
O- 8	San Jose State	W	44-12
O-15	Arizona State	W	24-3
O-22	Oregon State	T	20-20
O-29	at Washington	L	25-28
N- 5	Washington State	L	21-24
N-12	at UCLA (6)	L	17-27
N-19	at California	T	19-19



## Dennis Green

1989-91  
16-18-0 (.471)

### 1989

#### Won 3, Lost 8

**Coach:** Dennis Green  
**Captains:** Appointed by game

S- 2	at Arizona (18)	L	3-19
S- 9	at Oregon State	L	16-20
S-23	Oregon (22)	W	18-17
S-30	San Jose State	L	33-40
O- 7	Notre Dame (1)	L	17-27
O-14	at Washington State (17)	L	13-31
O-21	Utah	L	24-27
O-28	at USC (10)	L	0-19
N- 4	UCLA	W	17-14
N-11	at Arizona State	L	22-30
N-18	California	W	24-14

### 1990

#### Won 5, Lost 6

**Coach:** Dennis Green  
**Captains:** Dave Garnett, Tommy Vardell, John Hopkins

S- 6	at Colorado (6)	L	17-21
S-15	at UCLA	L	31-32
S-22	Oregon State	W	37-3
S-29	San Jose State	L	23-29
O- 6	at Notre Dame (1)	W	36-31
O-13	USC (16)	L	22-37
O-20	Washington (13)	L	16-52
O-27	at Oregon (25)	L	0-31
N- 3	Washington State	W	31-13
N-10	at Arizona	W	23-10
N-17	at California	W	27-25

### 1991

#### Won 8, Lost 4

**Final AP Ranking: No. 22**  
**Coach:** Dennis Green  
**Captains:** Dave Garnett, Tommy Vardell

S- 7	Washington (4)	L	7-42
S-14	at Arizona	L	23-28
S-28	Colorado (17)	W	28-21
O- 5	Notre Dame (8)	L	26-42
O-12	Cornell	W	56-6
O-19	at USC	W	24-21
O-26	Oregon State	W	40-10
N- 2	at Oregon	W	33-13
N- 9	UCLA (22)	W	27-10
N-16	(22) at Washington State	W	49-14
N-23	(21) California (6)	W	38-21

**Aloha Bowl—Honolulu, Hawai'i.**  
D- 25 (17) vs. Georgia Tech L 17-18

### 1992

#### Won 10, Lost 3

**Pac-10 Conference Co-Champions**  
**Final AP Ranking: No. 9**  
**Coach:** Bill Walsh  
**Captains:** Appointed by game

A-26	(17) vs. Texas A&M* (7)	L	7-10
S-12	(21) Oregon	W	21-7
S-19	(18) Northwestern	W	35-24
S-26	(19) San Jose State	W	37-13
O- 3	(18) at Notre Dame (6)	W	33-16
O-10	(11) at UCLA (19)	W	19-7
O-17	(8) Arizona	L	6-21
O-24	(16) at Oregon State	W	27-21
O-31	(15) at Washington (2)	L	7-41
N- 7	(21) USC (11)	W	23-9
N-14	(15) Washington St. (21)	W	40-3
N-21	(14) at California	W	41-21

#### Blockbuster Bowl—Miami, Fla.

J- 1	(13) vs. Penn State (21)	W	24-3
------	--------------------------	---	------

\*Pigskin Classic, Anaheim, Calif.

### 1993

#### Won 4, Lost 7

**Coach:** Bill Walsh  
**Captains:** Appointed by game

S- 4	(15) at Washington (12)	L	14-31
S-11	(23) San Jose State	W	31-28
S-18	(20) Colorado (7)	W	41-37
S-25	(17) UCLA	L	25-28
O- 2	Notre Dame (4)	L	20-48
O-16	at Arizona (11)	L	24-27
O-23	Arizona State	L	30-38
O-30	Oregon State	W	31-27
N- 6	at USC	L	20-45
N-13	at Oregon	W	38-34
N-20	California	L	17-46

### 1994

#### Won 3, Lost 7, tied 1

**Coach:** Bill Walsh  
**Captains:** Appointed by game

S-10	(24) at Northwestern	T	41-41
S-17	San Jose State	W	51-20
S-24	Arizona (8)	L	10-34
O- 1	at Notre Dame (8)	L	15-34
O- 8	at Arizona State	L	35-36
O-15	USC	L	20-27
O-22	at Oregon State	W	35-29
O-29	at UCLA	L	30-31
N- 5	Washington (12)	W	46-28
N-12	Oregon (15)	L	21-55
N-19	at California	L	23-24



## Tyrone Willingham

1995-2001  
44-36-1 (.549)

### 1995

#### Won 7, Lost 4, Tied 1

**Coach:** Tyrone Willingham  
**Captains:** Mark Butterfield, Mike Hall

S- 2	at San Jose State	W	47-33
S- 9	at Utah	W	27-20
S-16	Wisconsin	T	24-24
S-23	at Oregon (12)	W	28-21
O- 7	(19) at Arizona State	W	30-28
O-14	(16) Washington (24)	L	28-38
O-21	(23) UCLA	L	28-42
O-28	Oregon State	W	24-3

N- 4	at USC (14)	L	30-31
N-11	at Washington State	W	36-24
N-18	California	W	29-24
<b>Liberty Bowl—Memphis, Tenn.</b>			
D-30	East Carolina	L	13-19

### 1996

#### Won 7, Lost 5

**Coach:** Tyrone Willingham  
**Captains:** Brad Badger, Pete Swanson

S- 7	Utah	L	10-17
S-14	San Jose State	W	25-2
S-21	at Wisconsin	L	0-14
O- 5	at Washington (18)	L	6-27
O-12	Oregon (OT)	W	27-24
O-19	at Oregon State	L	12-26
O-26	Arizona State (4)	L	9-41
N- 2	at UCLA	W	21-20
N- 9	USC	W	24-20
N-16	Washington State	W	33-17
N-23	at California	W	42-21

#### Sun Bowl—El Paso, Texas

D-31	Michigan State	W	38-0
------	----------------	---	------

### 1997

#### Won 5, Lost 6

**Coach:** Tyrone Willingham  
**Captains:** Chris Draft, Kailee Wong

S- 6	(17) San Jose State	W	28-12
S-13	(17) at North Carolina (7)	L	17-28
S-20	(21) at Oregon State	W	27-24
S-27	(20) Oregon	W	58-49
O- 4	(19) Notre Dame	W	33-15
O-11	(16) at Arizona	L	22-28
O-18	(25) Arizona State	L	14-31
N- 1	UCLA (12)	L	7-27
N- 8	at USC	L	21-45
N-15	at Washington State (14)	L	28-38
N-22	California	W	21-20

### 1998

#### Won 3, Lost 8

**Coach:** Tyrone Willingham  
**Captains:** Donnie Spragan, Willie Howard

S- 5	San Jose State	L	23-35
S-12	Arizona (21)	L	14-31
S-19	North Carolina	W	37-34
S-26	at Oregon (20)	L	28-63
O- 3	at Notre Dame (23)	L	17-35
O-10	Oregon State	L	23-30
O-22	at Arizona State (OT)	L	38-44
O-31	at UCLA (2)	L	24-28
N- 7	USC	L	9-34
N-14	Washington State	W	38-28
N-22	at California	W	10-3

### 1999

#### Won 8, Lost 4

**Pac-10 Conference Champions**  
**Coach:** Tyrone Willingham  
**Captains:** Andrew Currie, Willie Howard, Todd Husak, Troy Walters

S- 4	at Texas	L	17-69
S-11	Washington State	W	54-17
S-18	at Arizona (19)	W	50-22
S-25	UCLA (18)	W	42-32
O- 2	San Jose State	L	39-44
O-16	Oregon State	W	21-17
O-23	at USC	W	35-31
O-30	at Washington	L	30-35
N-13	at Arizona State	W	50-30

N-20	California	W	31-13
N-27	Notre Dame	W	40-37
<b>Rose Bowl—Pasadena, Calif.</b>			
J-1	(22) vs. Wisconsin (4)	L	9-17

**2000**

**Won 5, Lost 6**  
**Coach:** Tyrone Willingham  
**Captains:** Willie Howard, Riall Johnson, DeRonnie Pitts, Russell Stewart

S-2	at Washington State	W	24-10
S-9	San Jose State	L	27-40
S-16	Texas (5)	W	27-24
S-30	Arizona	L	3-27
O-7	at Notre Dame (25)	L	14-20
O-14	at Oregon State (23)	L	6-38
O-21	USC	W	32-30
O-28	Washington (9)	L	28-31
N-4	at UCLA	L	35-37
N-11	Arizona State	W	29-7
N-18	at California (OT)	W	36-30

**2001**

**Won 9, Lost 3**  
**Final AP Ranking: No. 16**  
**Coach:** Tyrone Willingham  
**Captains:** Randy Fasani, Marcus Hoover, Tank Williams, Coy Wire

S-8	Boston College	W	38-22
S-22	Arizona State	W	51-28
S-29	at USC	W	21-16
O-13	(23) Washington State	L	39-45
O-20	at Oregon (5)	W	49-42
O-27	(20) UCLA (4)	W	38-28
N-3	(10) at Washington (11)	L	28-42
N-10	(16) at Arizona	W	51-37
N-17	(13) California	W	35-28
N-24	(13) Notre Dame	W	17-13
D-1	(12) at San Jose State	W	41-14
<b>Seattle Bowl—Seattle, Wash.</b>			
D-27	(11) vs. Georgia Tech	L	14-24



**Buddy Teevens**  
 2002-04  
 10-23-0 (.303)

**2002**

**Won 2, Lost 9**  
**Coach:** Buddy Teevens  
**Captains:** Colin Branch, Casey Moore, Ryan Wells

S-7	at Boston College	L	27-34
S-14	San Jose State	W	63-26
S-28	at Arizona State	L	24-65
O-5	at Notre Dame (9)	L	7-31
O-12	Washington State (12)	L	11-36
O-19	Arizona	W	16-6
O-26	at UCLA	L	18-28
N-2	at Oregon (19)	L	14-41
N-9	USC (10)	L	17-49
N-16	Oregon State	L	21-31
N-23	at California	L	7-30

**2003**

**Won 4, Lost 7**  
**Coach:** Buddy Teevens  
**Captains:** Brett Pierce, Luke Powell, Kirk Chambers

S-6	San Jose State	W	31-10
S-20	at Brigham Young	W	18-14
S-27	at Washington (18)	L	17-28
O-11	at USC (9)	L	21-44
O-18	Washington State (6)	L	14-24
O-25	at Oregon	L	0-35
N-1	UCLA	W	21-14
N-8	Arizona State	W	38-27
N-15	at Oregon State	L	3-43
N-22	California	L	16-28
N-29	Notre Dame	L	7-57

**2004**

**Won 4, Lost 7**  
**Coach:** Buddy Teevens  
**Captains:** Jared Newberry, Oshiomogho Atogwe

S-4	San Jose State	W	43-3
S-11	Brigham Young	W	37-10
S-25	USC (1)	L	28-31
O-2	Washington	W	27-13
O-9	at Notre Dame	L	15-23
O-16	at Washington State	W	23-17
O-23	Oregon	L	13-16
O-30	at UCLA	L	0-21
N-6	at Arizona State (23)	L	31-34
N-13	Oregon State	L	19-24
N-20	at California (4)	L	6-41



**Walt Harris**  
 2005-06  
 6-17-0 (.261)

**2005**

**Won 5, Lost 6**  
**Coach:** Walt Harris  
**Captains:** Trent Edwards, Kevin Schimmelmann, Timi Wusu

S-10	at Navy	W	41-38
S-17	UC Davis	L	17-20
O-1	Oregon	L	20-44
O-8	at Washington State	W	24-21
O-15	at Arizona	W	20-16
O-22	Arizona State	W	45-35
O-29	UCLA (8) (OT)	L	27-30
N-5	at USC (1)	L	21-51
N-12	at Oregon State	W	20-17
N-19	California	L	3-27
N-26	Notre Dame	L	31-38

**2006**

**Won 1, Lost 11**  
**Coach:** Walt Harris  
**Captains:** Brandon Harrison, Trevor Hooper, Wopamo Osaisai, T.C. Ostrander

S-2	at Oregon (21)	L	10-48
S-9	at San Jose State	L	34-35
S-16	Navy	L	9-37
S-23	Washington State	L	10-36
S-30	at UCLA	L	0-31
O-7	at Notre Dame (12)	L	10-31
O-14	Arizona	L	7-20
O-21	at Arizona State	L	3-38
N-4	USC (9)	L	0-42
N-11	at Washington	W	20-3
N-18	Oregon State	L	7-30
D-2	at California (21)	L	17-26



**Jim Harbaugh**  
 2007-10  
 29-21-0 (.580)

**2007**

**Won 4, Lost 8**  
**Coach:** Jim Harbaugh  
**Captains:** T.C. Ostrander, Chris Horn

S-1	UCLA (14)	L	17-45
S-15	San Jose State	W	37-0
S-22	Oregon (13)	L	31-55
S-29	Arizona State (23)	L	3-41
O-6	at USC (2)	W	24-23
O-13	TCU	L	36-38
O-20	at Arizona	W	21-20
O-27	at Oregon State	L	6-23
N-3	Washington	L	9-27
N-10	at Washington State	L	17-33
N-24	Notre Dame	L	14-21
D-1	California	W	20-13

**2008**

**Won 5, Lost 7**  
**Coach:** Jim Harbaugh  
**Captains:** Alex Fletcher, Bo McNally

A-28	Oregon State	W	36-28
S-6	at Arizona State (15)	L	17-41
S-13	at TCU	L	14-31
S-20	San Jose State	W	23-10
S-27	at Washington	W	35-28
O-4	at Notre Dame	L	21-28
O-11	Arizona	W	24-23
O-18	at UCLA	L	20-23
N-1	Washington State	W	58-0
N-8	at Oregon	L	28-35
N-15	USC (6)	L	23-45
N-22	at California	L	16-37

**2009**

**Won 8, Lost 5**  
**Coach:** Jim Harbaugh  
**Captains:** Bo McNally, Toby Gerhart, Erik Lorig

S-5	at Washington State	W	39-13
S-12	at Wake Forest	L	17-24
S-19	San Jose State	W	42-17
S-26	Washington (24)	W	34-14
O-3	UCLA	W	24-16
O-10	at Oregon State	L	28-38
O-17	at Arizona	L	38-43
O-24	Arizona State	W	33-14
N-7	Oregon (7)	W	51-42
N-14	(25) at USC (11)	W	55-21
N-21	(14) California	L	28-34
N-28	Notre Dame	W	45-38

**Sun Bowl—El Paso, Texas**

D-31	(19) vs. Oklahoma	L	27-31
------	-------------------	---	-------

**2010**

**Won 12, Lost 1**  
**Final AP Ranking: No. 4**  
**Coach:** Jim Harbaugh  
**Captains:** Owen Marecic, Ryan Whalen, Sione Fua

S-4	Sacramento State	W	52-17
S-11	(25) at UCLA	W	35-0
S-18	(19) Wake Forest	W	68-24
S-25	(16) at Notre Dame	W	37-14
O-2	(9) at Oregon (4)	L	31-52
O-9	(16) USC	W	37-35
O-23	(12) Washington State	W	38-28
O-30	(13) at Washington	W	41-0
N-6	(10) Arizona (13)	W	42-17
N-13	(7) at Arizona State	W	17-13
N-20	(7) at California	W	48-14
N-27	(7) Oregon State	W	38-0
<b>Orange Bowl—Miami, Fla.</b>			
J-3	(5) vs. Virginia Tech (12)	W	40-12



**David Shaw**  
 2011-12  
 23-4-0 (.852)

**2011**

**Won 11, Lost 2**  
**Final AP Ranking: No. 7**  
**Coach:** David Shaw  
**Captains:** Andrew Luck, Michael Thomas

S-3	(7) San Jose State	W	57-3
S-10	(6) at Duke	W	44-14
S-17	(6) at Arizona	W	37-10
O-1	(6) UCLA	W	45-19
O-8	(7) Colorado	W	48-7
O-15	(7) at Washington State	W	44-14
O-22	(7) Washington (22)	W	65-21
O-29	(4) at USC (20) (30T)	W	56-48
N-5	(4) at Oregon State	W	38-13
N-12	(3) Oregon (6)	L	30-53
N-19	(8) California	W	31-28
N-26	(4) Notre Dame (22)	W	28-14
<b>Fiesta Bowl—Glendale, Ariz.</b>			
J-2	(4) vs. Oklahoma State (3) (OT)	L	38-41

**2012**

**Won 12, Lost 2**  
**Pac-12 Conference Champions**  
**Final AP Ranking: No. 7**  
**Coach:** David Shaw  
**Captains:** Sam Schwartzstein, Stepfan Taylor, Chase Thomas

A-31	(21) San Jose State	W	20-17
S-8	(25) Duke	W	50-13
S-15	(21) USC (2)	W	21-14
S-27	(8) at Washington	L	13-17
O-6	(18) Arizona (OT)	W	54-48
O-13	(17) at Notre Dame (7) (OT)	L	13-20
O-20	(22) at California	W	21-3
O-27	(19) Washington State	W	24-17
N-3	(15) at Colorado	W	48-0
N-10	(16) Oregon State (13)	W	27-23
N-17	(14) at Oregon (1) (OT)	W	17-14
N-24	(11) at UCLA (15)	W	35-17
<b>Pac-12 Championship</b>			
N-30	(8) UCLA (17)	W	27-24
<b>Rose Bowl—Pasadena, Calif.</b>			
J-1	(8) vs. Wisconsin	W	20-14

### All-Time Records vs. Opponents

Opponent	Won	Lost	Tied	First Game	Last Game	Opponent	Won	Lost	Tied	First Game	Last Game	Opponent	Won	Lost	Tied	First Game	Last Game
Air Force	4	3	0	1958	1970	Illinois	6	4	0	1952	1984	Sacramento State	1	0	0	2010	2010
Alabama	0	1	1	1927	1935	Kansas	1	0	0	1967	1967	Saint Mary's	2	1	0	1919	1927
Arizona	14	14	0	1979	2012	LSU	1	0	0	1977	1977	Saint Mary's Pre-Flight	1	0	0	1942	1942
Arizona State	11	16	0	1978	2010	Michigan	3	6	1	1902	1976	San Diego State	3	1	0	1985	1988
Arkansas	1	0	0	1970	1970	Michigan State	2	3	0	1956	1996	San Francisco	8	0	0	1932	1950
Army	5	5	0	1928	1979	Minnesota	1	1	1	1930	1966	San Jose State	51	14	1	1900	2012
Boston College	2	2	0	1979	2002	Missouri	1	0	0	1971	1971	Santa Clara	22	11	2	1912	1952
Brigham Young	2	0	0	2003	2004	Montana	3	0	0	1924	1948	Southern Methodist	1	0	0	1936	1936
California	58	46	11	1892	2012	Navy	1	2	1	1954	2006	Texas	2	2	0	1985	2000
Cal Tech	3	0	0	1926	1930	Nebraska	1	0	0	1941	1941	Texas A&M	0	1	0	1992	1992
Chicago	1	1	0	1894	1894	Nevada	16	1	2	1899	1931	TCU	0	2	0	2007	2008
Clemson	0	1	0	1986	1986	North Carolina	1	1	0	1997	1998	Tulane	7	1	0	1961	1980
Colorado	5	3	0	1904	2012	Northwestern	3	1	2	1933	1994	UC Davis	1	1	0	1932	2005
Columbia	0	2	1	1904	1937	Notre Dame	9	18	0	1954	2012	UCLA	36	45	3	1925	2012
Cornell	1	0	0	1991	1991	Occidental	4	0	0	1923	1926	USC	29	58	3	1905	2012
Dartmouth	4	0	0	1930	1939	Ohio State	3	2	0	1955	1982	Utah	3	2	0	1902	1996
Duke	3	1	0	1971	2012	Oklahoma	1	4	0	1978	2009	Utah Agriculture	1	0	0	1904	1904
East Carolina	0	1	0	1995	1995	Oklahoma State	0	1	0	2012	2012	Virginia Tech	1	0	0	2011	2011
Fresno State	3	0	0	1926	1928	Oregon	45	30	1	1900	2012	Wake Forest	1	1	0	2009	2010
Georgia	1	0	0	1978	1978	Oregon State	51	25	3	1919	2012	Washington	38	41	4	1893	2012
Georgia Tech	0	2	0	1991	2001	Pacific	4	1	0	1953	1968	Washington State	37	25	1	1936	2012
Harvard	1	0	0	1949	1949	Penn State	1	4	0	1973	1992	West Virginia	1	0	0	1972	1972
Hawai'i	3	0	0	1946	1972	Pittsburgh	1	2	0	1922	1932	Willamette	1	0	0	1905	1905
Idaho	6	1	0	1923	1949	Purdue	1	3	0	1969	1982	Wisconsin	1	4	1	1959	2013
Illinois	6	4	0	1952	1984	Rice	1	3	0	1959	1964						

### All-Time Series Records

<b>Air Force (4-3-0)</b>				2005	W	20	16	A	<b>Arkansas (1-0-0)</b>				1897	W	28	0	S.F.	1939	L	14	32	H		
	<b>Stan</b>	<b>AF</b>	<b>Site</b>	2006	L	7	20	H		<b>Stan</b>	<b>UA</b>	<b>Site</b>	1898	L	0	22	S.F.	1940	W	13	7	A		
1958	L	0	16	H	2007	W	21	20	A	1970	W	34	28	A	1899	L	0	30	S.F.	1941	L	0	16	H
1960	L	9	32	A	2008	W	24	23	H	<b>Army (5-5-0)</b>				1900	W	5	0	S.F.	1942	W	26	7	A	
1965	W	17	16	A	2009	L	38	43	A		<b>Stan</b>	<b>Army</b>	<b>Site</b>	1901	L	0	2	S.F.	1946	W	25	6	A	
1966	W	21	6	H	2010	W	42	17	H	1928	W	26	0	A	1902	L	0	16	S.F.	1947	L	18	21	H
1968	W	24	13	H	2011	W	37	10	A	1929	W	34	13	H	1903	T	6	6	S.F.	1948	L	6	7	A
1969	W	47	34	H	2012	W	54	48(OT)	H	1948	L	0	43	A	1904	W	18	0	A	1949	L	14	33	H
1970	L	14	31	A	<b>Arizona State (11-16-0)</b>				1950	L	0	7	H	1905	W	12	5	H	1950	T	7	7	A	
						<b>Stan</b>	<b>ASU</b>	<b>Site</b>	1950	L	0	7	H	1906	W	6	3	A	1951	L	7	20	H	
					1978	W	21	14	A	1955	W	31	14	H	1907	W	21	11	H	1952	L	0	26	A
					1979	W	28	21	H	1965	W	31	14	H	1908	W	12	3	A	1953	T	21	21	H
					1981	L	36	62	H	1967	L	20	24	A	1909	L	13	19	H	1954	L	20	28	A
					1982	L	17	21	A	1971	W	38	3	A	1910	L	6	25	A	1955	W	19	0	H
					1983	L	11	29	A	1975	W	67	14	H	1911	L	3	21	H	1956	L	18	20	A
					1984	L	10	28	H	1976	L	20	21	A	1912	T	3	3	A	1957	W	14	12	H
					1985	L	14	21	A	1979	L	13	17	H	1913	W	13	8	H	1958	L	15	16	A
					1988	W	24	3	H	<b>Boston College (2-2-0)</b>				1914	W	26	8	A	1959	L	17	20	H	
					1989	L	22	30	A		<b>Stan</b>	<b>BC</b>	<b>Site</b>	1919	L	10	14	H	1960	L	10	21	A	
					1993	L	30	38	H	1979	W	33	14	H	1920	L	0	38	A	1961	W	20	7	H
					1994	L	35	36	A	1980	L	13	30	A	1921	L	7	42	H	1962	W	30	13	A
					1995	W	30	28	A	2001	W	38	22	H	1922	L	0	28	H	1963	W	28	17	H
					1996	L	9	41	H	2002	L	27	34	A	1923	L	0	9	A	1964	W	21	3	A
					1997	L	14	31	H	<b>Brigham Young (2-0-0)</b>				1924	T	20	20	A	1965	W	9	7	H	
					1998	L	38	44(OT)	A		<b>Stan</b>	<b>BYU</b>	<b>Site</b>	1925	W	27	14	H	1966	W	13	7	A	
					1999	W	50	30	A	2003	W	18	14	A	1926	W	41	6	A	1967	L	3	26	H
					2000	W	29	7	H	2004	W	37	10	H	1927	W	13	6	H	1968	W	20	0	A
					2001	W	51	28	H	<b>California (58-46-11)</b>				1928	T	13	13	A	1969	W	29	28	H	
					2002	L	24	65	A		<b>Stan</b>	<b>Cal</b>	<b>Site</b>	1929	W	21	6	H	1970	L	14	22	A	
					2003	W	38	27	H	1892	W	14	10	S.F.	1930	W	41	0	A	1971	W	14	0	H
					2004	L	31	34	A	1892	T	10	10	S.F.	1931	L	0	6	H	1972	L	21	24	A
					2005	W	45	35	H	1893	T	6	6	S.F.	1932	T	0	0	A	1973	W	26	17	H
					2006	L	3	38	A	1894	W	6	0	S.F.	1933	W	7	3	H	1974	W	22	20	A
					2007	L	3	41	H	1895	T	6	6	S.F.	1934	W	9	7	A	1975	L	15	48	H
					2008	L	17	41	A	1896	W	20	0	S.F.	1935	W	13	0	H	1976	W	27	24	A
					2009	W	33	14	H					1936	L	0	20	A	1977	W	21	3	H	
					2010	W	17	13	A					1937	L	0	13	H	1978	W	30	10	A	
														1938	L	0	6	A	1979	L	14	21	H	

1980	L	23	28	A
1981	W	42	21	H
1982	L	20	25	A
1983	L	18	27	H
1984	W	27	10	A
1985	W	24	22	H
1986	L	11	17	A
1987	W	31	7	H
1988	T	19	19	A
1989	W	24	14	H
1990	W	27	25	A
1991	W	38	21	H
1992	W	41	21	A
1993	L	17	46	H
1994	L	23	24	A
1995	W	29	24	H
1996	W	42	21	A
1997	W	21	20	H
1998	W	10	3	A
1999	W	31	13	H
2000	W	36	30 (OT)	A
2001	W	35	28	H
2002	L	7	30	A
2003	L	16	28	H
2004	L	6	41	A
2005	L	3	27	H
2006	L	17	26	A
2007	W	20	13	H
2008	L	16	37	A
2009	L	28	34	H
2010	W	48	14	A
2011	W	31	28	H
2012	W	21	3	A

**Cal Tech (3-0-0)**

	Stan	CT	Site
1926	W	13	0 H
1929	W	39	0 H
1930	W	57	7 H

**Chicago (1-1-0)**

	Stan	Chi	Site
1894	L	4	24 S.F.
1894	W	12	0 L.A.

**Clemson (0-1-0)**

	Stan	CU	Site
1986	L	21	27 N

**Colorado (5-3-0)**

	Stan	CU	Site
1904	W	33	0 A
1977	L	21	27 A
1987	L	17	31 A
1990	L	17	21 A
1991	W	28	21 H
1993	W	41	37 H
2011	W	48	7 H
2012	W	48	0 A

**Columbia (0-2-1)**

	Stan	CU	Site
1934	L	0	7 N
1936	L	0	7 A
1937	T	0	0 A

**Cornell (1-0-0)**

	Stan	CU	Site
1991	W	56	6 H

**Dartmouth (4-0-0)**

	Stan	DC	Site
1930	W	14	7 H
1931	W	32	6 A
1938	W	23	13 H
1939	W	14	3 A

**Duke (3-1-0)**

	Stan	DU	Site
1971	L	3	9 H
1972	W	10	6 A
2011	W	44	14 A
2012	W	50	13 H

**East Carolina (0-1-0)**

	Stan	ECU	Site
1995	L	13	19 N

**Fresno State (3-0-0)**

	Stan	FSU	Site
1926	W	44	0 H
1927	W	44	7 H
1928	W	47	0 H

**Georgia (1-0-0)**

	Stan	GA	Site
1978	W	25	22 N

**Georgia Tech (0-2-0)**

	Stan	GT	Site
1991	L	17	18 N
2001	L	14	24 N

**Harvard (1-0-0)**

	Stan	Harv.	Site
1949	W	44	0 H

**Hawai'i (3-0-0)**

	Stan	UH	Site
1946	W	18	7 A
1950	W	74	20 N
1972	W	39	7 A

**Idaho (6-1-0)**

	Stan	UI	Site
1923	W	17	7 H
1924	W	3	0 A
1928	W	47	0 S.F.
1942	W	54	7 H
1946	W	45	0 H
1947	L	16	19 H
1949	W	63	0 H

**Illinois (6-4-0)**

	Stan	UI	Site
1952	L	7	40 N
1953	L	21	33 A
1954	W	12	2 H
1966	W	6	3 A
1973	W	24	0 A
1974	L	7	41 H
1977	W	37	24 H
1978	W	35	10 A
1983	L	7	17 A
1984	W	34	19 H

**Kansas (1-0-0)**

	Stan	K	Site
1967	W	21	20 H

**Louisiana State (1-0-0)**

	Stan	LSU	Site
1977	W	24	14 N

**Michigan (3-6-1)**

	Stan	M	Site
1902	L	0	49 N
1947	L	13	49 A
1949	L	7	27 H
1951	W	23	13 A
1952	W	14	7 H
1972	W	13	12 N
1973	L	10	47 A
1974	L	16	27 H
1975	T	19	19 A
1976	L	0	51 A

**Michigan State (2-3-0)**

	Stan	MSU	Site
1955	L	14	38 A
1956	L	7	21 H
1961	L	3	31 A
1962	W	16	13 H
1996	W	38	0 N

**Minnesota (1-1-1)**

	Stan	UM	Site
1930	T	0	0 A
1931	W	13	0 H
1966	L	21	35 A

**Missouri (1-0-0)**

	Stan	UM	Site
1971	W	19	0 A

**Montana (3-0-0)**

	Stan	UM	Site
1924	W	41	3 H
1935	W	32	0 H
1948	W	39	7 H

**Navy (1-2-1)**

	Stan	Navy	Site
1954	L	0	25 H
1965	T	7	7 H
2005	W	41	38 A
2006	L	9	37 H

**Nebraska (1-0-0)**

	Stan	NEB	Site
1941	W	21	13 N

**Nevada (16-1-2)**

	Stan	UN	Site
1899	W	17	5 H
1900	L	0	6 H
1901	W	12	0 H
1902	W	11	5 H
1903	T	0	0 H
1904	W	17	0 H
1905	W	21	0 H
1906	W	11	0 H
1907	W	31	0 N
1908	W	14	0 A
1909	W	26	0 H
1910	W	8	0 H
1911	W	41	0 H
1921	T	14	14 H
1922	W	17	7 H
1923	W	27	0 H
1926	W	33	9 H
1927	W	20	2 H
1931	W	26	0 H

**North Carolina (1-1-0)**

	Stan	UNC	Site
1997	L	17	28 A
1998	W	37	34 H

**Northwestern (3-1-2)**

	Stan	NW	Site
1933	T	0	0 A
1934	W	20	0 H
1957	W	26	6 H
1958	L	0	28 A
1992	W	35	24 H
1994	T	41	41 A

**Notre Dame (9-18-0)**

	Stan	ND	Site
1925	L	10	27 N
1942	L	0	27 A
1963	W	24	14 H
1964	L	6	28 A
1988	L	14	42 A
1989	L	17	27 H
1990	W	36	31 A
1991	L	26	42 H
1992	W	33	16 A
1993	L	20	48 H
1994	L	15	34 A
1997	W	33	15 H
1998	L	17	35 A
1999	W	40	37 H
2000	L	14	20 A
2001	W	17	13 H
2002	L	7	31 A
2003	L	7	57 H
2004	L	15	23 A
2005	L	31	38 H
2006	L	10	31 A
2007	L	14	21 H
2008	L	21	28 A
2009	W	45	38 H

2010	W	37	14	A
2011	W	28	14	H
2012	L	13	20 (10)	A

**Occidental (4-0-0)**

	Stan	OCC	Site
1923	W	42	0 A
1924	W	20	6 H
1925	W	28	0 H
1926	W	19	0 H

**Ohio State (3-2-0)**

	Stan	OSU	Site
1955	W	6	0 H
1956	L	20	32 A
1971	W	27	17 N
1981	L	19	24 H
1982	W	23	20 A

**Oklahoma (1-4-0)**

	Stan	OU	Site
1978	L	39	35 H
1980	W	31	14 A
1983	L	14	27 H
1984	L	7	19 A
2009	L	27	31 N

**Oklahoma State (0-1-0)**

	Stan	OSU	Site
2012	L	38	41 (OT) N

**Oregon (45-30-1)**

	Stan	UO	Site
1900	W	34	0 H
1904	W	35	0 H
1905	W	10	4 H
1920	W	10	0 H
1923	W	14	3 A
1924	W	28	13 H
1925	W	35	13 H
1926	W	29	12 A
1927	W	19	0 H
1928	W	26	12 A
1929	W	33	7 H
1936	T	7	7 H
1937	L	6	7 A
1938	W	27	16 H
1939	L	0	10 A
1940	W	13	0 H
1941	W	19	15 H
1947	L	6	21 H
1948	L	12	20 H
1951	W	27	20 A
1952	L	20	21 H
1953	W	7	0 A
1954	W	18	13 A
1955	W	44	7 H
1956	W	21	7 A
1957	L	26	27 H
1958	L	0	12 A
1959	L	27	28 H
1960	L	6	27 A
1961	L	7	19 H
1962	L	14	28 A
1963	L	7	36 H
1964	W	10	8 A
1965	W	17	14 H
1966	L	3	7 A
1967	W	17	14 H
1968	W	28	12 A
1969	W	28	0 H
1970	W	33	10 A
1971	W	38	10 H
1972	L	13	15 A
1973	W	24	7 H
1974	W	17	0 A
1975	W	33	30 H
1976	W	28	17 A
1977	W	20	10 H
1979	L	7	16 H



Kerry Carter

1980	W	35	26	A
1981	W	42	3	H
1983	L	7	16	H
1985	L	28	45	A
1986	W	41	7	A
1987	W	13	10	H
1988	L	3	7	A
1989	W	18	17	H
1990	L	0	31	A
1991	W	33	13	A
1992	W	21	7	H
1993	W	38	34	A
1994	L	21	55	H
1995	W	28	21	A
1996	W	27	24(OT)	H
1997	W	59	48	H
1998	L	28	63	A
2001	W	49	42	A
2002	L	14	41	A
2003	L	0	35	A
2004	L	13	16	H
2005	L	20	44	H
2006	L	10	48	A
2007	L	31	55	H
2008	L	28	35	A
2009	W	51	42	H
2010	L	31	52	A
2011	L	30	53	H
2012	W	17	14(OT)	A

### Oregon State (51-25-3)

	Stan	OSU	Site	
1919	W	14	6	A
1921	W	14	7	H
1922	W	6	0	A
1925	W	26	10	H
1927	W	24	6	A
1929	W	40	7	H
1930	W	13	7	H
1931	W	25	7	H
1932	W	27	0	A
1934	W	17	0	H
1936	W	20	14	A
1937	T	0	0	H
1938	L	0	6	A
1939	L	0	12	H
1940	W	23	14	H
1941	L	0	10	A
1942	W	49	13	H
1946	T	0	0	A
1947	L	7	13	H
1949	W	27	7	H
1950	W	21	0	H
1951	W	35	14	H

1952	W	41	28	A
1953	W	21	0	H
1955	L	0	10	A
1956	L	19	20	H
1957	L	14	24	A
1958	L	16	24	H
1959	W	39	22	A
1960	L	21	25	H
1961	W	34	0	A
1962	L	0	27	H
1963	L	7	10	A
1964	W	16	7	H
1967	L	7	13	A
1968	L	7	29	H
1969	W	33	0	A
1970	W	48	10	H
1971	W	31	24	A
1972	W	17	11	H
1973	W	24	23	A
1974	W	17	13	A
1975	W	28	22	A
1976	W	24	3	H
1977	W	26	7	A
1978	W	24	6	H
1979	L	31	33	A
1980	W	54	13	H
1981	W	63	9	A
1982	W	45	5	H
1983	L	18	31	A
1984	W	28	21	A
1985	W	39	24	H
1986	W	17	7	A
1987	W	38	7	A
1988	T	20	20	H
1989	L	16	20	A
1990	W	37	3	H
1991	W	40	10	H
1992	W	27	21	A
1993	W	31	27	H
1994	W	35	29	A
1995	W	24	3	H
1996	L	12	26	A
1997	W	27	24	A
1998	L	23	30	H
1999	W	21	17	H
2000	L	6	38	A
2002	L	21	31	H
2003	L	3	43	A
2004	L	19	24	H
2005	W	20	17	A
2006	L	7	30	H
2007	L	6	23	A
2008	W	36	28	H
2009	L	28	38	A

2010	W	38	0	H
2011	W	38	13	A
2012	W	27	23	H

### Pacific (4-1-0)

	Stan	UOP	Site	
1953	L	20	25	H
1954	W	13	12	A
1955	W	33	14	H
1959	W	21	6	H
1968	W	24	0	A

### Penn State (1-4-0)

	Stan	PSU	Site	
1973	L	6	20	H
1974	L	20	24	A
1975	L	14	34	A
1976	L	12	15	A
1993	W	24	3	N

### Pittsburgh (1-2-0)

	Stan	PITT	Site	
1922	L	7	16	H
1928	W	7	6	N
1932	L	0	7	A

### Purdue (1-3-0)

	Stan	PU	Site	
1969	L	35	36	A
1970	L	14	26	H
1981	L	19	27	A
1982	W	35	14	A

### Rice (1-3-0)

	Stan	RU	Site	
1957	L	7	34	A
1958	L	7	30	H
1963	L	13	23	A
1964	W	34	7	H

### Sacramento St. (1-0-0)

	Stan	SAC	Site	
2010	W	52	17	H

### Saint Mary's (4-1-0)

	Stan	SMC	Site	
1919	W	34	0	H
1920	W	41	0	H
1921	W	10	7	H
1922	W	9	0	H
1927	L	0	16	H

### San Diego St. (3-1-0)

	Stan	SDS	Site	
1985	L	22	41	A
1986	W	17	10	H
1987	W	44	40	A
1988	W	31	10	H

### San Francisco (8-0-0)

	Stan	USF	Site	
1932	W	20	7	A
1933	W	20	13	A
1934	W	3	0	H
1935	W	10	0	A
1940	W	27	0	A
1941	W	42	26	H
1946	W	33	7	H
1950	W	55	7	H

### San Jose State (51-14-1)

	Stan	SJS	Site	
1900	W	35	0	A
1900	W	24	0	H
1933	W	27	0	H
1934	W	48	0	H
1935	W	35	0	H
1948	W	26	20	H
1949	W	49	0	H
1950	W	33	16	H

1951	W	26	13	H
1952	W	35	13	H
1953	W	54	0	H
1954	L	14	19	H
1955	W	34	18	H
1956	W	40	20	H
1957	W	46	7	H
1959	W	54	38	H
1960	L	20	34	H
1961	W	17	6	H
1962	W	21	9	H
1963	W	29	13	H
1964	W	10	8	H
1965	W	26	6	H
1966	W	25	21	H
1967	W	28	14	H
1968	W	68	20	H
1969	W	63	21	H
1970	W	34	3	H
1971	L	12	13	H
1972	W	44	0	H
1973	W	23	12	H
1974	T	21	21	H
1975	L	34	36	H
1976	W	28	23	H
1977	W	31	26	H
1978	W	38	9	H
1979	W	45	29	H
1980	W	35	21	H
1981	L	6	28	H
1982	L	31	35	H
1983	L	10	23	H
1984	W	28	27	H
1985	W	41	7	H
1986	W	28	10	H
1987	L	17	24	H
1988	W	44	12	H
1989	L	33	40	H
1990	L	23	29	H
1992	W	37	13	H
1993	W	31	28	H
1994	W	51	20	H
1995	W	47	33	A
1996	W	25	2	H
1997	W	28	12	H
1998	L	23	35	H
1999	L	39	44	H
2000	L	27	40	H
2001	W	41	14	A
2002	W	63	26	H
2003	W	31	10	H
2004	W	43	3	H
2006	L	34	35	A
2007	W	37	0	H
2008	W	23	10	H
2009	W	42	17	H
2011	W	57	3	H
2012	W	20	17	H

### Santa Clara (22-11-2)

	Stan	SCU	Site	
1912	L	10	15	H
1914	W	13	0	H
1915	W	30	0	S.F.
1916	L	5	38	H
1917	W	15	11	H
1918	W	13	0	H
1920	W	21	7	A
1922	W	7	0	H
1923	W	55	6	H
1924	W	20	0	H
1925	W	20	3	H
1926	W	33	14	H
1927	L	6	13	H
1928	W	31	0	H
1929	L	7	13	H
1930	W	20	0	H
1931	W	6	0	H
1932	W	14	0	H
1933	W	7	0	H

1934	T	7	7	H
1935	W	9	6	H
1936	L	0	13	H
1937	L	7	13	H
1938	L	0	22	H
1939	L	7	27	H
1940	W	7	6	H
1941	W	27	7	H
1942	L	6	14	S.F.
1946	W	33	27	H
1947	L	7	13	H
1948	L	14	27	H
1949	T	7	7	H
1950	W	23	13	H
1951	W	21	14	H
1952	W	28	13	H

### Southern Methodist (1-0-0)

	Stan	SMU	Site	
1936	W	7	0	N

### Texas (2-2-0)

	Stan	UT	Site	
1985	L	34	38	H
1986	W	31	20	A
1999	L	17	69	A
2000	W	27	24	H

### Texas A&M (0-1-0)

	Stan	TAMU	Site	
1992	L	7	10	N

### TCU (0-2-0)

	Stan	TCU	Site	
2007	L	36	38	H
2008	L	14	31	A

### Tulane (7-1-0)

	Stan	TU	Site
--	------	----	------

Toby Gerhart rushed for 178 yards and three touchdowns in Stanford's 55-21 2009 victory at USC.



1953	W	21	20	H
1954	L	0	72	A
1955	L	13	21	H
1956	L	13	14	A
1957	W	20	6	H
1958	W	21	19	A
1959	L	13	55	H
1960	L	8	26	A
1961	L	0	20	H
1962	W	17	7	A
1963	L	9	10	H
1964	L	20	27	A
1965	L	13	30	H
1966	L	0	10	A
1967	L	16	21	H
1968	L	17	20	A
1969	T	20	20	H
1970	W	9	7	A
1971	W	20	9	H
1972	L	23	28	A
1973	L	13	59	H
1974	T	13	13	A
1975	L	23	31	H
1976	L	20	38	A
1977	W	32	28	H
1978	L	26	27	A
1979	W	27	24	H
1980	L	21	35	A
1981	W	26	23	H
1982	L	35	38	A
1983	L	21	39	H
1984	W	23	21	A
1985	L	9	34	H
1986	W	28	23	A
1987	L	0	49	H
1988	L	17	27	A
1989	W	17	14	H
1990	L	31	32	A
1991	W	27	10	H
1992	W	19	7	A
1993	L	25	28	H
1994	L	30	31	A
1995	L	28	42	H
1996	W	21	20	A
1997	L	7	27	H
1998	L	24	28	A
1999	W	42	32	H
2000	L	35	37	A
2001	W	38	28	H
2002	L	18	28	A
2003	W	21	14	H
2004	L	0	21	A
2005	L	27	30	H
2006	L	0	31	A
2007	L	17	45	H

2008	L	24	23	A
2009	W	24	16	H
2010	W	35	0	A
2011	W	45	19	H
2012	W	35	17	A
2012	W	27	24	H

**USC (29-58-3)**

	Stan	USC	Site	
1905	W	16	0	H
1919	L	0	13	A
1920	L	0	10	A
1922	L	0	6	H
1923	L	7	14	H
1925	W	13	9	A
1926	W	13	12	A
1927	T	13	13	H
1928	L	0	10	A
1929	L	0	7	H
1930	L	12	41	A
1931	L	0	19	A
1932	L	0	13	H
1933	W	13	0	A
1934	W	16	0	H
1935	W	3	0	A
1936	L	7	14	H
1937	W	7	6	A
1938	L	2	13	H
1939	L	0	33	A
1940	W	21	7	H
1941	W	13	0	A
1942	W	14	6	S.F.
1946	L	20	28	H
1947	L	0	14	A
1948	L	6	7	H
1949	W	34	13	A
1950	T	7	7	H
1951	W	27	20	A
1952	L	7	54	H
1953	L	20	23	A
1954	L	7	21	H
1955	W	28	20	A
1956	W	27	19	H
1957	W	35	7	A
1958	L	6	29	H
1959	L	28	30	A
1960	L	6	21	H
1961	L	15	30	A
1962	L	14	39	H
1963	L	11	25	A
1964	L	10	15	H
1965	L	0	14	A
1966	L	7	21	H
1967	L	0	30	A
1968	L	24	27	H

1969	L	24	26	A
1970	W	24	14	H
1971	W	33	18	A
1972	L	21	30	H
1973	L	26	27	A
1974	L	10	34	H
1975	W	13	10	A
1976	L	24	48	H
1977	L	0	49	A
1978	L	7	13	H
1979	T	21	21	A
1980	L	9	34	H
1981	L	9	34	H
1982	L	21	41	H
1983	L	7	30	A
1984	L	11	20	H
1985	L	6	30	A
1986	L	0	10	H
1987	L	24	39	A
1988	L	20	24	H
1989	L	0	19	A
1990	L	22	37	H
1991	W	24	21	A
1992	W	23	9	H
1993	L	20	48	A
1994	L	20	27	H
1995	L	30	31	A
1996	W	24	20	H
1997	L	21	45	A
1998	L	9	34	H
1999	W	35	31	A
2000	W	32	30	H
2001	W	21	16	A
2002	L	17	49	H
2003	L	21	44	A
2004	L	28	31	H
2005	L	21	51	A
2006	L	0	42	H
2007	W	24	23	A
2008	L	23	45	H
2009	W	55	21	A
2010	W	37	35	H
2011	W	56	48 (OT)	A
2012	W	21	14	H

**Utah (3-2-0)**

	Stan	Utah	Site	
1902	W	35	11	A
1924	W	30	0	N
1989	L	24	27	H
1995	W	27	20	A
1996	L	10	17	H

**Utah Agriculture (1-0-0)**

	Stan	UA	Site	
1904	W	57	0	H

**Virginia Tech (1-0-0)**

	Stan	VT	Site	
2011	W	40	12	N

**Wake Forest (1-1-0)**

	Stan	WF	Site	
2009	L	17	24	A
2010	W	68	24	H

**Washington (38-41-4)**

	Stan	UW	Site	
1893	W	40	0	A
1920	W	3	0	A
1921	T	0	0	A
1922	L	8	12	H
1925	L	0	13	A
1926	W	29	10	H
1927	W	13	7	A
1928	W	12	0	H
1929	W	6	0	A
1930	W	25	7	H
1931	T	0	0	A

1932	L	13	18	H
1933	L	0	6	A
1934	W	24	0	H
1935	W	6	0	A
1936	T	14	14	H
1937	W	13	7	A
1938	L	7	10	H
1939	L	5	8	A
1940	W	20	10	H
1941	W	13	7	A
1942	W	20	7	S.F.
1946	L	15	21	H
1947	L	0	25	A
1948	W	20	0	H
1949	W	40	0	A
1950	L	7	21	H
1951	W	14	7	A
1952	L	14	27	H
1953	W	13	7	A
1954	W	13	7	H
1955	T	7	7	A
1956	L	13	34	H
1957	W	21	14	A
1958	W	22	12	H
1959	L	0	10	A
1960	L	10	29	H
1961	L	0	13	A
1962	L	0	14	H
1963	L	11	19	A
1964	L	0	6	H
1965	L	8	41	A
1966	L	20	22	H
1967	W	14	7	A
1968	W	35	20	H
1969	W	21	7	A
1970	W	29	22	H
1971	W	17	6	A
1972	W	24	0	H
1973	W	23	14	A
1974	W	34	17	H
1975	W	24	21	A
1976	W	34	28	H
1977	L	21	45	A
1978	L	31	34	H
1980	L	24	27	H
1981	L	31	42	A
1982	W	43	31	H
1983	L	15	32	A
1984	L	15	37	H
1985	L	0	34	A
1986	L	14	24	H
1987	L	21	31	A
1988	L	25	28	A
1990	L	16	52	H
1991	L	7	42	H
1992	L	7	41	A
1993	L	14	31	A
1994	W	46	28	H
1995	L	28	38	H
1996	L	6	27	A
1999	L	30	35	A
2000	L	28	31	H
2001	L	28	42	A
2003	L	17	28	A
2004	W	27	13	H
2006	W	20	3	A
2007	L	9	27	H
2008	W	35	28	A
2009	W	34	14	H
2010	W	41	0	A
2011	W	65	21	H
2012	L	13	17 (OT)	A

**Washington State (37-25-1)**

	Stan	WSU	Site	
1936	L	13	14	A
1937	W	23	0	H
1938	W	8	0	H

1939	L	0	7	H
1940	W	26	14	A
1941	L	13	14	H
1942	L	0	6	H
1946	W	27	26	H
1948	L	7	14	A
1950	W	28	18	H
1951	W	21	13	A
1952	W	14	13	H
1953	W	48	19	H
1954	L	26	30	H
1956	W	40	26	A
1957	L	18	21	H
1958	L	6	40	A
1959	L	19	36	H
1960	L	14	15	A
1961	L	0	30	H
1962	L	6	21	A
1963	L	15	32	H
1964	L	23	29	A
1967	W	31	10	H
1968	T	21	21	A
1969	W	49	0	H
1970	W	63	16	A
1971	L	23	24	H
1972	L	13	27	A
1973	W	45	14	H
1974	W	20	18	A
1975	W	54	14	H
1976	W	22	16	A
1977	W	31	29	H
1978	W	43	27	A
1980	W	48	34	A
1982	W	31	26	A
1984	L	42	49	H
1986	W	42	12	H
1987	W	44	7	A
1988	L	21	24	H
1989	L	13	31	A
1990	W	31	13	H
1991	W	49	14	A
1992	W	40	3	H
1995	W	36	28	A
1996	W			

## Records vs. Conferences

### Atlantic Coast

Opponent	Won	Lost	Tied
Clemson	0	1	0
Duke	3	1	0
Georgia Tech	0	2	0
North Carolina	1	1	0
Boston College	2	2	0
Virginia Tech	1	0	0
Wake Forest	1	1	0
<b>Total</b>	<b>8</b>	<b>8</b>	<b>0</b>

### Big 12

Opponent	Won	Lost	Tied
Kansas	1	0	0
Oklahoma	1	4	0
Oklahoma State	0	1	0
TCU	0	2	0
Texas	2	2	0
West Virginia	1	0	0
<b>Total</b>	<b>5</b>	<b>9</b>	<b>0</b>

### Big East

Opponent	Won	Lost	Tied
Pittsburgh	1	2	0
<b>Total</b>	<b>1</b>	<b>2</b>	<b>0</b>

### Big Sky

Opponent	Won	Lost	Tied
Montana	3	0	0
Sacramento State	1	0	0
UC Davis	1	1	0
<b>Total</b>	<b>5</b>	<b>1</b>	<b>0</b>

### Big Ten

Opponent	Won	Lost	Tied
Illinois	6	4	0
Michigan	3	6	1
Michigan State	2	3	0
Minnesota	1	1	1
Nebraska	1	0	0
Northwestern	3	1	2
Ohio State	3	2	0
Penn State	1	4	0
Purdue	1	3	0
Wisconsin	1	4	1
<b>Total</b>	<b>22</b>	<b>28</b>	<b>5</b>

### Conference USA

Opponent	Won	Lost	Tied
East Carolina	0	1	0
Rice	1	3	0
Southern Methodist	1	0	0
Tulane	7	1	0
<b>Total</b>	<b>9</b>	<b>5</b>	<b>0</b>

### Independents

Opponent	Won	Lost	Tied
Army	5	5	0
Brigham Young	2	0	0
Navy	1	2	1
Notre Dame	9	18	0
<b>Total</b>	<b>17</b>	<b>25</b>	<b>1</b>

### Ivy League

Opponent	Won	Lost	Tied
Columbia	0	2	1
Cornell	1	0	0
Dartmouth	4	0	0
Harvard	1	0	0
<b>Total</b>	<b>6</b>	<b>2</b>	<b>1</b>

### Mountain West

Opponent	Won	Lost	Tied
Air Force	4	3	0
San Diego State	3	1	0
<b>Total</b>	<b>7</b>	<b>4</b>	<b>0</b>

### Pacific-12

Opponent	Won	Lost	Tied
Arizona	14	14	0
Arizona State	11	16	0
California	58	46	11
Colorado	5	3	0
Utah	3	2	0
Oregon	45	30	1
Oregon State	51	25	3
UCLA	36	45	3
USC	29	58	3
Washington	38	41	4
Washington State	37	25	1
<b>Total</b>	<b>326</b>	<b>305</b>	<b>26</b>

### Southeastern

Opponent	Won	Lost	Tied
Alabama	0	1	1
Arkansas	1	0	0
Georgia	1	0	0
LSU	1	0	0
Missouri	1	0	0
Texas A&M	0	1	0
<b>Total</b>	<b>4</b>	<b>2</b>	<b>1</b>

### Western Athletic

Opponent	Won	Lost	Tied
Fresno State	3	0	0
Hawai'i	3	0	0
Idaho	6	1	0
Nevada	16	1	2
San Jose State	51	14	1
<b>Total</b>	<b>79</b>	<b>16</b>	<b>3</b>

*Conferences before 2013 season realignment*

ESPN College Game Day made its first ever appearance on The Farm on Nov. 12, 2011 to preview Stanford's nationally televised game against Oregon.





## Stanford's National Award Winners

### College Football Coach of the Year

Presented by the American Football Coaches Association

- 1940 Clark Shaughnessy
- 1951 Chuck Taylor

### Heisman Trophy

Presented to the Most Outstanding Player in Collegiate Football

- 1970 Jim Plunkett, QB

### Walter Camp Football Foundation Player of the Year

Presented to the top individual player in college football.

- 2011 Andrew Luck

### Maxwell Award

Presented to the player of the year in college football

- 1970 Jim Plunkett
- 2011 Andrew Luck

### Doak Walker Award

Presented to the Most Outstanding Running Back in Collegiate Football

- 2009 Toby Gerhart

### Biletnikoff Award

Presented to the Most Outstanding Receiver in Collegiate Football

- 1999 Troy Walters, FL

### Paul Hornung Award

Presented to the Most Versatile Player in Collegiate Football

- 2010 Owen Marecic



### Rose Bowl Hall of Fame

Name	Rose Bowl	Inducted
Frankie Albert, QB	1941	1992
Ernie Nevers, RB	1925	1991
Jim Plunkett, QB	1970	1989
John Ralston, Coach	1970, '71	1996
Bob Reynolds, T	1933-35	1990
Ted Shipkey, End	1925, '27	1995

### Rhodes Scholar

- 1992 Cory Booker, TE

### CoSIDA Academic All-American of the Year

- 1991 Tommy Vardell, FB
- 2011 Andrew Luck, QB

### Pop Warner Trophy

Presented to the top senior player on the West Coast

1950 Russ Pomeroy, T	1982 John Elway, QB
1953 Bobby Garrett, QB	1986 David Wyman, LB
1959 Chris Burford, TE	1991 Tommy Vardell, FB
1969 Don Parish, LB	1992 Glyn Milburn, RB
1970 Jim Plunkett, QB	1994 Steve Stenstrom, QB
1971 Jeff Siemon, LB	
1977 Guy Benjamin, QB	
1980 Ken Margerum, FL	

### National Football Foundation Scholar-Athletes

1967 John Root	1983 John Bergren
1970 John Sande III	1992 Glyn Milburn
1976 Duncan McColl	1994 Justin Armour
1980 Miit McColl	1995 David Walker
1981 Darrin Nelson	1997 Damon Dunn

### NCAA Post-Graduate Scholarship Recipients

1965 Joe Neal	1984 John Bergren
1966 Terry DeSylvia	1985 Scott Carpenter
1968 John Root	1987 Brian Morris
1971 John Sande III	1988 Doug Robison
1972 Jackie Brown	1994 Steve Stenstrom
1974 Randy Poltt	1995 Eric Abrams
1975 Keith Rowan	1995 David Walker
1976 Gerald Wilson	1996 Marlon Evans
1977 Duncan McColl	1997 Damon Dunn
1981 Miit McColl	2010 Chase Beeler

## CoSIDA Academic All-Americans

1964 Joe Neal, G, Honorable Mention	1983 John Bergren, DT, First Team
1966 Jack Root, FB, Second Team	Eric Mullins, WR, Second Team
1970 John Sande III, C, First Team	Rob Moore, FB, Second Team
Terry Ewing, DB, Second Team	1984 Scott Carpenter, OL, Second Team
1973 Bruce Blackstone, G, Second Team	Emile Harry, WR, Second Team
1974 Gordon Riegel, LB, Second Team	Kevin Scott, RB, Second Team
Keith Rowen, DT, Second Team	Matt Soderlund, LB, Second Team
1975 Don Stevenson, FB, First Team	1985 Matt Soderlund, LB, First Team
Ted Pappas, TE, Second Team	Craig Landis, DB, Second Team
1976 Don Stevenson, FB, First Team	1987 Brad Muster, RB, First Team
1977 Guy Benjamin, QB, First Team	1990 Ed McCaffrey, WR, First Team
James Lofton, WR, Second Team	Jon Volpe, RB, Second Team
1978 Vince Mulroy, WR, First Team	1991 Tommy Vardell, FB, First Team
Jim Stephens, G, First Team	1993 Justin Armour, WR, Second Team
1979 Pat Bowe, TE, First Team	1994 Justin Armour, WR, First Team
Miit McColl, LB, First Team	1999 Troy Walters, FL, First Team
Joe St. Geme, S, First Team	2009 Ryan Whalen, WR, Second Team
1980 Duke Dapper, NG, Second Team	2010 Chase Beeler, C, First Team
Miit McColl, OLB, Second Team	Owen Marecic, FB, Second Team
Ken Margerum, FL, Second Team	2011 Andrew Luck, QB, First Team
1981 Darrin Nelson, HB, First Team	
John Bergren, DT, First Team	
1982 John Bergren, DT, First Team	
Mike Dotterer, FB, Second Team	
Steve Lemon, DB, Honorable Mention	

Academic All-American records unavailable before 1964.

## All-Conference Honors

### First Team All-Conference Selections

1952	Sam Morley, E	1970	Steve Jubb, OT Bob Moore, WR Jim Plunkett, QB	1978	Gordy Ceresino, LB Ken Margerum, WR Darrin Nelson, RB	1991	Ron George, OLB Tommy Vardell, FB Bob Whitfield, OT	2005	Timi Wusu, Special Teams
1953	Bob Garrett, Back Sam Morley, E John Steinberg, E		Jeff Siemon, LB Dave Tipton, DT Randy Vataha, FL	1979	Ken Margerum, WR Ken Naber, PK/P	1992	Ron George, OLB John Lynch, FS Glyn Millburn, RB	2006	Michael Okwo, Linebacker Wopamo Osaisai, Special Teams
1954	John Stewart, E			1980	John Elway, QB Brian Holloway, OT John Macaulay, C Ken Margerum, WR Darrin Nelson, RB	1994	Justin Armour, WR	2008	Ben Muth, OT
1955	Bill Tarr, Back Paul Wiggin, T	1971	Don Bunce, QB Larry Butler, DT Pete Lazetich, DT Jeff Siemon, LB	1981	Darrin Nelson, RB Vaughn Williams, DB	1995	Eric Abrams, PK Jeff Buckley, OT Damon Dunn, Specialist	2009	Toby Gerhart, RB Chris Marinelli, OT Chris Owusu, KOR
1956	John Brodie, Back Paul Wiggin, T	1972	Rod Garcia, PK Jim Merlo, LB Randy Polt, DB	1982	Chris Dressel, TE John Elway, QB Vincent White, RB Vaughn Williams, DB	1996	Kailee Wong, DE	2010	Chike Amajoyi, ST Chase Beeler, C David DeCastro, RG Andrew Luck, QB Owen Marecic, RB Jonathan Martin, LT Nate Whitaker, K
1957	Troy Barbee, T	1973	Mike Boryla, QB Rod Garcia, PK Randy Polt, DB Bill Singler, WR Roger Stillwell, DE	1984	Brent Martin, OT Garin Yers, DE	1997	Troy Walters, Specialist Kailee Wong, DE Mike Biselli, PK Emory Brock, Special Teams	2011	David DeCastro, OL Delano Howell, DB Coby Fleener, TE Andrew Luck, QB Jonathan Martin, OL Chase Thomas, LB Zach Ertz, TE
1958	Chris Burford, E	1974	Pat Donovan, DE Gordon Riegel, LB	1985	John Barns, OT Greg Baty, TE Brad Muster, RB	1999	Jeff Cronshagen, OT Willie Howard, DT Todd Husak, QB Mike McLaughlin, C Troy Walters, FL Willie Howard, DT Riall Johnson, OLB DeRonnie Pitts, WR Brian Allen, KOR Eric Heitmann, OG Tank Williams, FS Coy Wire, ILB	2012	Trent Murphy, LB Ed Reynolds, DB Chase Thomas, LB David Yankey, OL
1959	Chris Burford, E	1975	Geb Church, LB Tony Hill, WR Alex Karakazoff, OG Mike Langford, PK Duncan McColl, DE Ted Pappas, TE Tony Hill, WR	1986	Thomas Henley, Specialist Brad Muster, RB Tony Leiker, DT Dave Wyman, LB	2000	Willie Howard, DT Riall Johnson, OLB DeRonnie Pitts, WR Brian Allen, KOR Eric Heitmann, OG Tank Williams, FS Coy Wire, ILB		
1960	Skip Face, FB	1976	Alex Karakazoff, OG Duncan McColl, DE Guy Benjamin, QB Gordy Ceresino, LB Gordon King, OT James Lofton, WR Darrin Nelson, RB	1987	Alan Grant, Specialist Brad Humphreys, DB Rob Hincley, OLB Jon Volpe, RB	2001	Kwame Harris, OT Michael Okwo, Special Teams T.J. Rushing, KOR Alex Smith, TE		
1961	George Honor, E	1977		1988	Ed McCaffrey, WR Glyn Millburn, RB Kevin Scott, CB Bob Whitfield, OT	2002			
1962	Ed Cummings, Specialist Marv Harris, G Marv Harris, C Frank Patitucci, E			1989		2004			
1963	Jack Chapple, LB Ray Handley, FB Gary Pettigrew, DT Dick Ragsdale, DB								
1964	Marty Brill, LB Blaine Nye, DT Mike Hibler, DT Gene Washington, WR								
1965	Don Parish, LB Malcolm Snider, OT Gene Washington, WR								
1966	Rick Keller, DB Bob Moore, WR Don Parish, LB Jim Plunkett, QB John Sande III, C								

## Pacific-12 Conference Awards

### Player of the Year

1977	Guy Benjamin, QB*
1980	John Elway, QB
1982	John Elway, QB**

\*Co-Player of the Year with Warren Moon, QB, Washington

\*\*Co-Player of the Year with Tom Ramsey, QB, UCLA

### Coach of the Year

1977	Bill Walsh
1995	Tyrone Willingham
1999	Tyrone Willingham
2011	David Shaw
2012	David Shaw


### Offensive Player of the Year

1986	Brad Muster, FB
1999	Troy Walters, FL
2009	Toby Gerhart, RB
2010	Andrew Luck, QB
2011	Andrew Luck, QB


### Morris Trophy

Presented to the top lineman in the Pac-12 Conference

1999	Willie Howard, DT
2002	Kwame Harris, OT
2012	David Yankey, OT



Guy Benjamin  
1977  
Player of the Year




John Elway  
1980, 1982  
Player of the Year



Brad Muster  
1986 Offensive  
Player of the Year



Troy Walters  
1999 Offensive  
Player of the Year



Willie Howard  
1999  
Morris Trophy



Kwame Harris  
2002  
Morris Trophy




Bill Walsh  
1977  
Coach of the Year



Tyrone Willingham  
1995, 1999  
Coach of the Year

# 1970 Heisman Trophy Winner Jim Plunkett



## 1970 Heisman Trophy Final Balloting

Player, School	Votes	
	1st	Total
1. Jim Plunkett, Stanford	510	2,299
2. Joe Theismann, Notre Dame	242	1,401
3. Archie Manning, Mississippi	138	849
4. Steve Worster, Texas	47	398
5. Rex Kern, Ohio State	17	188
6. Pat Sullivan, Auburn	24	180
7. Jack Tatum, Ohio State	8	173
8. Ernie Jennings, Air Force	18	118
9. Don McCauley, No. Carolina	6	57
10. Lynn Dickey, Kansas State	6	49
11. Ed Marinaro, Cornell	4	46
12. Tom Gatewood, Notre Dame	1	35
13. Joe Spagnola, Arizona State	2	34
14. Dennis Dummit, UCLA	0	31

In 1970, Jim Plunkett became Stanford's first and only player to win the Heisman Trophy Award as the best player in college football. Plunkett led the Indians to the Pacific-8 Conference Championship with a 9-3 record, including a thrilling 27-17 upset victory over previously undefeated Ohio State in the Rose Bowl. He was the runaway winner for the trophy, garnering 510 of 1,059 first place ballots cast. He compiled 2,299 points to 1,401 for runner-up Joe

Theismann of Notre Dame. In addition to the Heisman, Plunkett won the Maxwell Award, was a consensus first-team All-America, and was named Player of the Year by United Press International, Sporting News, Sport Magazine, the Walter Camp Association, and the American College Football Coaches Association. He completed 191 of 358 passes for 2,715 yards, and he ran for another 183 yards, giving him 2,898 yards of total offense that season (a school and Pac-8 record). Highlights of the season included his 275 passing yards in a 24-14 drubbing of USC, 22-of-36 passing for 268 yards and four

touchdowns in a 29-22 win against Washington, and a phenomenal 20-of-30 for 265 yards in the 1971 Rose Bowl, Plunkett's final game at Stanford.

After finishing eighth in the Heisman balloting as a junior in 1969, Plunkett turned down an opportunity to turn pro and returned to Stanford for his senior season. "Coach (John) Ralston, all of our coaches, and my teammates have been building something at Stanford for the past couple of years," Plunkett explained. "If I were to leave now, I would always have the feeling that I let them down before our goals were reached. Besides, we are always telling kids today not to drop out, to finish school, to set targets and to work towards them. What would they think if I were to drop out now for professional football?"

Plunkett returned to Stanford for the 1970 season and wound up having a storybook year he would never forget. He led the Indians to their first Rose Bowl appearance in 19 years and their first Rose Bowl victory in 30 seasons. His performance in the Rose Bowl earned him Most Valuable Player honors. He finished his career with 7,887 yards in total offense, which not only set a Stanford record but also established a new NCAA record.

He went on to become the number-one draft pick in the NFL by the New England Patriots. He played 16 seasons in the NFL with the Patriots, San Francisco 49ers and Oakland/Los Angeles Raiders. He was named NFL Rookie of the Year in 1971 and won two Super Bowl championships with the Raiders. He was the MVP of Super Bowl XV following the 1981 season when he led the Oakland Raiders over the Philadelphia Eagles. Three years later, Plunkett led the Los Angeles Raiders to a victory in Super Bowl XVIII over the Washington Redskins.

In November 1991, Plunkett's jersey number 16 became the second number retired in Stanford history (the other is Ernie Never's number one). He is a member of the National Football Foundation College Football Hall of Fame and the Stanford Athletic Hall of Fame.

## Game-by-Game With Plunkett in 1970

Opponent	Att.	Comp.	Pct.	Int.	Yds.	TDs
at Arkansas	39	22	.564	3	262	2
San Jose State	29	17	.586	0	302	1
at Oregon	38	18	.474	1	250	3
Purdue	36	15	.417	5	200	1
USC	31	19	.613	1	275	1
at Washington State	14	10	.714	0	224	2
at UCLA	37	18	.486	2	262	0
Oregon State	26	13	.500	2	210	3
Washington	36	22	.611	2	268	4
at Air Force	35	17	.486	0	182	0
at California	37	20	.541	2	280	2
Ohio State (Rose Bowl)	30	20	.667	1	265	1

## Plunkett's Career Passing

	Att.	Comp.	Int.	Pct.	Yds.	TDs
1968	268	142	14	.529	2,156	14
1969	336	197	15	.586	2,673	20
1970	358	191	18	.533	2,715	18
<b>Totals</b>	<b>962</b>	<b>530</b>	<b>47</b>	<b>.551</b>	<b>7,544</b>	<b>52</b>

## Plunkett's Career Rushing

	Att.	Net	TD
1968	81	47	6
1969	53	113	1
1970	78	183	3
<b>Totals</b>	<b>212</b>	<b>343</b>	<b>10</b>

## Plunkett's Career Total Offense

	Plays	Total
1968	349	2,203
1969	389	2,786
1970	436	2,898
<b>Totals</b>	<b>1,174</b>	<b>7,887</b>



## Stanford in the Heisman Trophy Balloting

1940	Frankie Albert, QB	4th
1940	Norman Standlee, FB	8th
1941	Frankie Albert, QB	3rd
1951	Bill McColl, E	4th
1953	Bobby Garrett, QB	5th
1956	John Brodie, QB	7th
1969	Jim Plunkett, QB	8th
1970	Jim Plunkett, QB	1st
1977	Guy Benjamin, QB	6th
1981	Darrin Nelson, RB	6th
1982	John Elway, QB	2nd
1992	Glyn Milburn, RB	9th
2009	Toby Gerhart, RB	2nd
2010	Andrew Luck, QB	2nd
2010	Owen Marecic, FB/LB	10th
2011	Andrew Luck, QB	2nd

### Stanford's First Team All-Americans



**Frankie Albert**  
Quarterback • 1940, 1941

Led the Stanford "Wow Boys" to a 10-0 record in 1940, including a 21-3 Rose Bowl victory over Nebraska ... Key part of the T-formation scheme that revolutionized college football, having moved from tailback to quarterback when the offense was implemented prior to his junior year (1940) ... Finished fourth in the Heisman Trophy balloting in 1940 and improved to third a year later ... Went on to become a Pro Bowl selection for the San Francisco 49ers and later returned as head coach of his old NFL team ... Inducted into the College Football Hall of Fame in 1956.




**Chase Beeler**  
Center • 2010

First team Associated Press, Sporting News and American Football Coaches Association All-American...finalist for the Rimington Award...anchored an offensive line that helped pave the way for a young Cardinal rushing attack to total 2,779 yards on the ground, which was the second highest single-season mark in school history...blocking efforts also helped quarterback Andrew Luck throw for 3,338 yards while completing 70.7 percent of his passes...made 33 starts over his last three seasons at Stanford after transferring from Oklahoma.




**Guy Benjamin**  
Quarterback • 1977

Led Stanford to a 9-3 mark in 1977, including a 24-14 Sun Bowl victory over LSU ... Named Offensive MVP of that game, going 23-for-36 for 269 yards, three touchdowns and no interceptions ... Also led the NCAA in passing that season ... Finished Stanford career with 5946 passing yards, 45 touchdowns and a .604 completion percentage, which ranks him among the school's all-time best in all three categories.




**Mike Boryla**  
Quarterback • 1973

Started at quarterback for the Cardinal in 1972 and 1973, earning All-American honors his senior season ... Ranks among Stanford's all-time best in career passing yardage (4082), pass attempts (641) and pass completions (338) ... Threw for 1629 yards and 17 touchdowns on 140-of-256 passing in 1973 ... In his first season as a starter in '72, he completed 183-of-350 for 2284 yards and 14 touchdowns ... Later played professionally with the Philadelphia Eagles and Tampa Bay Buccaneers.




**John Brodie**  
Quarterback • 1956

Starred for the Cardinal from 1954-56, earning consensus All-American honors in his final season on The Farm ... Led the nation in pass attempts (240), pass completions (139), completion percentage (.579), passing yards (1633) and passing touchdowns (12) in 1956 ... During his three seasons on The Farm, Brodie threw for 3594 yards, which set a new Stanford record at that time ... He also competed on the Stanford golf team ... Went on to an outstanding professional career with the San Francisco 49ers ... Inducted into the College Football Hall of Fame in 1986.



**Chris Burford**  
Tight End • 1959

Tied an NCAA record in 1959 with 61 receptions ... Cardinal tight end also led the nation with 757 receiving yards that season ... In his final collegiate game, made 12 catches for 115 yards and a touchdown in the 1959 Big Game ... Two-time All-Pacific 8 selection finished his Stanford career with 107 receptions ... Played professionally for the Kansas City Chiefs ... Inducted to the College Football Hall of Fame in 1995.



**Jack Chapple**  
Offensive Guard • 1964

Played both linebacker and offensive guard at Stanford ... Anchored the Cardinal defense in 1963 and '64 ... Led the team with 142 tackles in his senior season ('64) ... Had ideal combination of strength, size and speed ... Went on to play professionally for the San Francisco 49ers.



**Bill Corbus**  
Offensive Guard • 1932, 1933

Two-time All-American was dubbed the "Baby-Faced Assassin" because of his relentless assault on opposition on both sides of the ball ... Starred on 1933 "Vow Boys" squad ... That season, kicked two fourth quarter field goals in the Cardinal's 13-7 win over USC in front of 90,000 at the Los Angeles Coliseum that snapped the Trojans' 27-game win streak ... Elected to College Football Hall of Fame in 1957.



**Edward A. Cummings**  
Fullback • 1962

Cardinal fullback earned All-American honors in his senior season ... Three-year letterman (1960-62) who earned his stripes as a tough, hard-hitting player ... Also played inside linebacker ... Led the team in tackles in 1961 and '62 ... Gained 256 yards on 70 carries in his career while also accounting for 238 tackles his junior and senior seasons.



**David DeCastro**  
Guard • 2011

Unanimous All-America selection in 2011...landed spots on the Associated Press, Walter Camp Football Foundation, Football Writers Association of America, Sporting News and American Football Coaches Association All-America teams...earned first team All-Pac-12 honors for the second straight season...finalist for the Outland Trophy and semifinalist for the Lombardi Award...helped anchor one of top offensive lines in the nation that allowed the seventh fewest sacks per game (0.85) in the nation...one of the best pulling guards in the nation in a run oriented offense...blocking skills helped pave the way for Stanford's game to average 210.6 yards per game, which ranked second in the Pac-12 and 18th nationally...pass protection ability helped quarterback Andrew Luck complete 71.3 percent of his passes while setting a new single-season mark for touchdown passes with 37...made 39 consecutive starts at the right guard position, helping the Cardinal to a 31-8 record during his career...co-recipient of the team's Frank Rehm Award, given to the most outstanding lineman in the Big Game.






**Pat Donovan**  
Defensive End • 1973, 1974

Two-time First Team All-American and one of the top linemen in Stanford Football history ... Led his team in tackles and was also a tremendous pass rusher ... Teamed with Roger Stillwell to give Stanford the finest pair of ends in the nation ... Intense, intelligent player was a "coach on the field" ... Moved to the offensive line

during his successful professional career with the Dallas Cowboys.



**John Elway**  
Quarterback • 1980, 1982

One of the greatest quarterbacks ever, both collegiately and professionally ... Rewrote the Stanford and Pac-10 career record books ... During his tenure at Stanford (1979-82), completed 774-of-1246 passes for 9349 yards and 77 touchdowns ... Finished second to Herschel Walker in the 1982 Heisman Trophy voting ... Also set Stanford records for touchdown passes in a season (27, 1980) and a game (6, 1980) ... Was the No. 1 pick in the 1983 NFL Draft ... Led the Denver Broncos to two Super Bowl Championships ... Entered Professional Football Hall of Fame in 2004 ... Also played baseball at Stanford for two years, before signing a professional contract with the New York Yankees ... Inducted into the College Football Hall of Fame in 2000.



**Zach Ertz**  
Tight End • 2012

Unanimous All-American with first-team honors from the American Football Coaches Association, Associated Press, Sporting News and Walter Camp Football Foundation, Ertz spearheaded a tight end corps that led the nation in receiving at that position ... pulled down 69 receptions for 898 yards and six touchdowns, leading all tight ends in receptions and yards ... became Stanford's seventh all-time unanimous All-American, joining David DeCastro (2011), Toby Gerhart (2009), John Elway (1982), Ken Margerum (1980), Bill McColl (1951) and Bobby Grayson (1935).



**Coby Fleener**  
Tight End • 2011

Earned Sporting News All-America honors after hauling in 34 passes for 667 yards and a team-high 10 touchdowns as a senior ... became the first Stanford tight end to earn All-America status since Chris Burford in 1959 ... also garnered first team All-Pac-12 honors ... averaged 19.6 yards per catch as a senior, which ranked tied for seventh on Stanford's all-time single-season list ... appeared in 51 games, including 15 starts, over the past four seasons ... finished with 96 career receptions for 1,543 yards and 18 touchdowns ... his 18 career touchdowns rank first all-time among Stanford tight ends and are tied with Tony Hill (1973-76) and Vincent White (1979-82) for fifth on the school's all-time career list upon graduation ... hybrid tight end whose speed and athleticism allowed him to stretch the field ... caught four passes of over 50 yards on the year.



**Hugh Gallarneau**  
Halfback • 1940

Halfback in the innovative T-formation scheme that led the "Wow Boys" to a Rose Bowl victory over Nebraska to cap the 1940 season ... Led by Gallarneau, Frankie Albert, Norm Standlee and Pete Kmetovic, the 1940 squad went unbeaten ... Inducted to the College Football Hall of Fame in 1982.



**Rod Garcia**  
Placekicker • 1973

Best known for his game-winning 31-yard field goal with 12 seconds left in the 1972 Rose Bowl, giving Stanford a 13-12 victory over Michigan ... Finished his career on The Farm with 197 points on 42-of-80 field goals and 71-of-80 extra points ... Led Stanford with 76 in points in 1973 on 18-of-29 field goals and 22-of-25 on PATs ...

The 18 field goals established a new school record at the time ... Set school record with a 59-yard field goal versus USC in 1973.



**Bob Garrett**  
Quarterback • 1953

Brilliant two-way player and First Team All-American who could seemingly play every position - quarterback, defensive back, placekicker and punter ... Earned All-American honors at QB in 1953, completing 118-of-205 (.576) for 1637 yards and 17 touchdowns ... Set a then-school record with 17 touchdown passes in 1953 ... Also tied a school record with nine interceptions on the other side of the ball ... Played all 60 minutes in five games in 1953 - the last Stanford player to accomplish that feat ... Finished fifth in the 1953 Heisman Trophy balloting ... The No. 1 selection in the 1954 NFL Draft played professionally for the Green Bay Packers and Cleveland Browns.



**Toby Gerhart**  
Running Back • 2009

Unanimous All-America selection as a senior after rushing for a single-season school record 1,871 yards and 28 touchdowns in 13 games ... named 2009 Pac-10 Offensive Player of the Year ... recipient of the Doak Walker Award as the nation's top running

back ... finished second in the Heisman Trophy balloting ... finished just 28 points behind Alabama's Mark Ingram in the closest voting in the history of the award ... Associated Press, Walter Camp Foundation, Sporting News first team All-America selection ... led the Pac-10 Conference and ranked second nationally in rushing average at 143.9 yards a game in 13 contests ... rushed for 100 yards or more in 11 of Stanford's 13 games, including each of the last seven contests ... rushed for 200 yards or more in three contests against No. 24 Washington (200), No. 7 Oregon (223) and Notre Dame (205) ... his 28 rushing touchdowns led the nation his 172 total points were a Stanford single-season record and ranked 13th among the NCAA's FBS all-time single-season leaders ... set the school's single-game and single-season rushing record with a 223-yard, three touchdown effort in Stanford's 51-42 victory over No. 7 Oregon.



**Ron George**  
Outside Linebacker • 1992

A three-year starter at outside linebacker from 1990-92 ... One of the most explosive players to ever play OLB on The Farm ... He led the team in quarterback sacks and tackles-for-loss all three seasons ... His 25 tackles-for-loss and 15 sacks in 1992 were the both the second-best single season marks in school history ... Member of Stanford's 1992 defense that led the Cardinal to a 10-3 record, a #9 national ranking and a victory over Penn State in the Blockbuster Bowl ... Two-time First Team All-Pac-10 selection ... Selected in the fifth round of the 1993 NFL Draft by the Atlanta Falcons, and he went on to an eight-year career in the NFL.



**Bobby Grayson**  
Fullback • 1934, 1935

A member of Stanford's "Wow Boys" ... One of the greatest running backs in the early years of college football ... Two-time consensus All-American finished his career with 1547 yards and 18 touchdowns ... Played in three Rose Bowls, gaining 299 yards on 69 carries ... Rushed for 152 yards in the 1934 Rose Bowl and 119 yards in the 1935 game ... In 1934, rushed for 646 yards, scored 10 touchdowns and made five interceptions ... Rushed for 551 yards and passed for 280 in 1935 ... Elected to the College Football Hall of Fame in 1955.



### Bones Hamilton

Tackle • 1934

Helped lead Stanford's fabulous "Vow Boys" to three straight Rose Bowl appearances and a 25-4-2 record ... The group also lived up to its "vow" of defeating USC on three straight occasions ... Outstanding player on both sides of the ball ... Elected to the College Football Hall of Fame in 1972, one of five members of the

"Vow Boys" to be so honored.



### Ray Handley

Halfback • 1964

One of the most effective running backs to play at Stanford ... Finished his collegiate career with 1795 rushing yards, a Stanford record at the time ... Earned All-American and All-Pac-8 honors in 1964 when he set school records for yards gained rushing (936) and rushing attempts (197) ... Led the team in rushing in 1965 as well

with 654 yards ... He had two stints as an assistant coach at Stanford - in 1972-73 and '79-83 ... Went on to be the head coach of the New York Giants.



### Eric Heitmann

Offensive Guard • 2001

Named a First Team All-American in his senior season ... The first Stanford lineman to earn First Team All-American honors in 10 years (Bob Whitfield, 1991) ... Four-year starter ... Finished with a string of 35 consecutive starts at guard from 1999-2001 ... Played

in all 46 games in his Stanford career ... Named Honorable Mention All-Pac-10 in 1999, Second Team in 2000 and First Team in 2001 ... Selected in the seventh round (No. 239 overall) of the 2002 NFL Draft by the San Francisco 49ers and started 12 games in his rookie campaign, and he has been the 49ers starting center for seven seasons.



### Gary Kerkorian

QB, Defensive Back • 1951

Three-year starter at quarterback, but earned All-American honors for his play at defensive back ... School record holder in every passing category when he left The Farm ... Led Stanford to a 9-1 regular season in 1951 and Rose Bowl appearance against Illinois

... Also enjoyed his best season in 1951 when he completed 103-of-186 passes for 1417 yards and seven touchdowns ... Played professionally for the Pittsburgh Steelers and Baltimore Colts.



### Gordon King

Offensive Tackle • 1977

Overpowering lineman starred on Stanford's 1977 Sun Bowl championship team ... Had great size and physical strength ... First Team All-American and All-Pac-10 in '77 ... He was a first round draft pick - 10th selection overall - in the 1978 NFL Draft by the

New York Giants ... He went on to a 10-year pro football career.



### Jim Lawson

End • 1924

Stanford's first All-American ... Consensus First Team choice in 1924 after leading the Cardinal to an 8-1-1 mark and a Rose Bowl appearance against Notre Dame ... Versatile two-way player ... Member of the Stanford Football Hall of Fame.



### Pete Lazetich

Defensive Tackle • 1971

Ringleader of Stanford's "Thunder Chickens," the rugged defensive line on the 1971 and 1972 Rose Bowl championship teams ... One of the most popular players in Stanford history ... Tremendous pass rusher with exceptional strength ... Known for playing hurt ... Earned National Player of the Week honors in both 1970 and 1971 ... First Team All-Pac-8 selection in '71 ... Was selected in the second

round of the 1972 NFL Draft.



### Andrew Luck

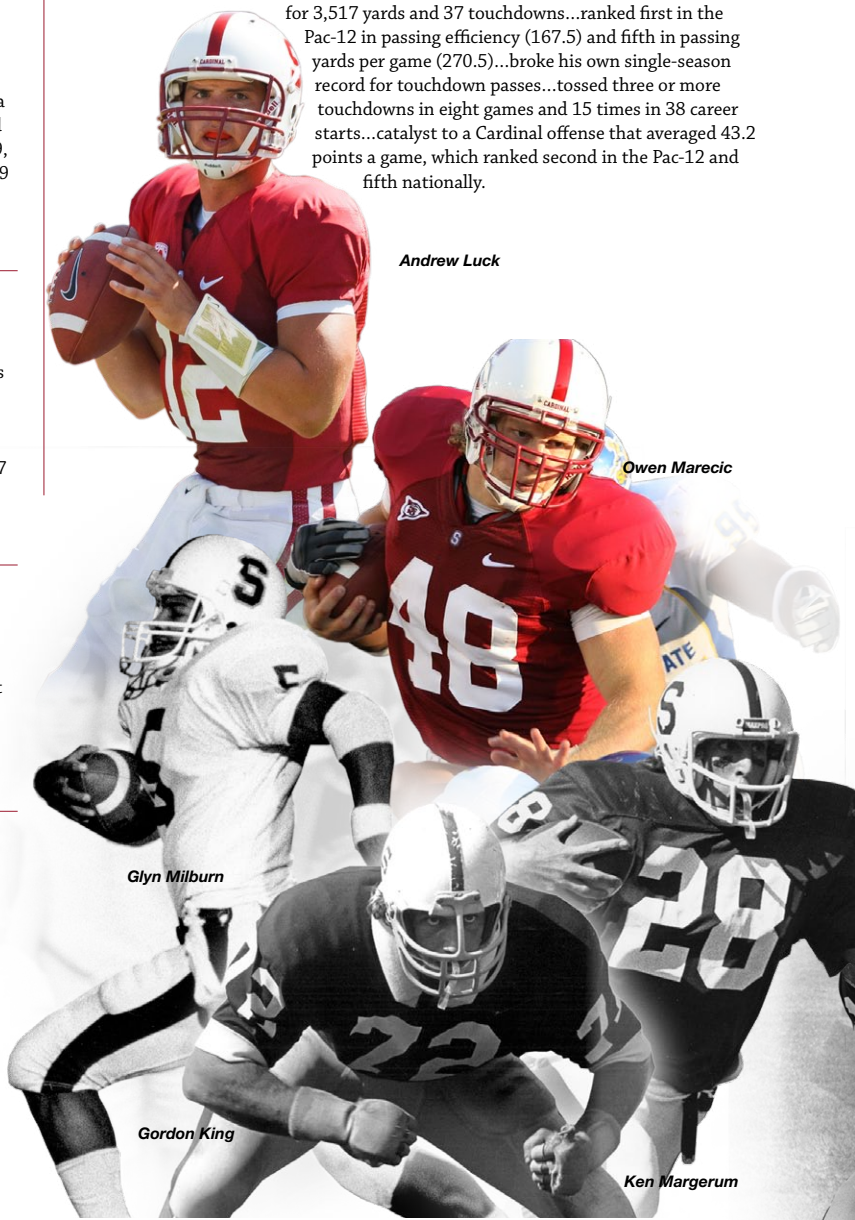
Quarterback • 2011

Earned Walter Camp Football Foundation Player of the Year honors and was also the recipient of the Maxwell Trophy as the nation's top player...was also named the Pac-12 Conference's Offensive Player of the Year for a second consecutive season...was named

the recipient of the Johnny Unitas Golden Arm Trophy...earned first team All-America recognition by the Walter Camp Football Foundation and the American Football Coaches Association of America...finished second to Robert Griffin III of Baylor in the Heisman Trophy balloting...voted as the Capital One Academic All-America of the Year by the College Sports Information Directors of America...led the Cardinal to an 11-2 record and a second straight BCS Bowl appearance...completed 288 of 404 (.713) passes

for 3,517 yards and 37 touchdowns...ranked first in the Pac-12 in passing efficiency (167.5) and fifth in passing yards per game (270.5)...broke his own single-season record for touchdown passes...tossed three or more touchdowns in eight games and 15 times in 38 career starts...catalyst to a Cardinal offense that averaged 43.2 points a game, which ranked second in the Pac-12 and fifth nationally.

Andrew Luck



Owen Marecic

Glyn Milburn

Gordon King

Ken Margerum



**Owen Marecic**  
All-Purpose • 2010

Earned All-America recognition by the American Football Coaches Association of America as an all-purpose player...also finished 10th in the Heisman Trophy balloting...recipient of the inaugural Paul Hornung Award, given to the most versatile player in college football...was the only player among Football Bowl Subdivision teams to start on both sides of the ball...held down starting roles at fullback and linebacker...averaged 110 plays a game...used primarily as a blocking fullback...rushed for 46 yards and five touchdowns...finished as Stanford's fifth leading tackler from his inside linebacker's position...made 51 stops on the year, to go along with two sacks and a pair of interceptions...scored on both sides of the ball just seconds apart in Stanford's win at Notre Dame...capped an 11-play, 49-yard scoring drive with a one-yard run at the 7:45 mark of the fourth quarter...on the Irish's first play from scrimmage following the ensuing kickoff, returned and interception 20 yards for a touchdown.



**Ken Margerum**  
Flanker • 1979, 1980

Only two-time first team All-American among Stanford's impressive all-time roster of great wide receivers ... Finished his career as Stanford's then all-time leader in receiving yards (2430) and career touchdowns (30) and was number two with 141 career receptions ... He was a consensus two-time First Team All-America, a three-time All-Pac-10 selection and an Academic All-American ... His 30 career TD receptions was also a Pac-10 record ... Had 53 receptions in 1978, 41 in 1979 and 44 in 1980 ... He was a third round selection in the 1981 NFL Draft by the Chicago Bears ... Won a Super Bowl ring as a member of the Bears in Super Bowl XX ... A member of the Stanford Athletic Hall of Fame.



**Jonathan Martin**  
Offensive Tackle • 2011

First team Walter Camp Football Foundation and American Football Coaches' Association All-American...earned first team All-Pac-12 honors for a second straight season...was also a finalist for the Lombardi Award...started 37 of 39 games in his career at left tackle...quarterback protection provided from his left tackle position has helped Andrew Luck lead the Pac-12 in passing efficiency rating each of the last two seasons and compile a 66.4 career completion percentage...run-blocking ability has also helped the Cardinal average 210.6 yards per game on the ground, which was the second best mark in the Pac-12 and a figure that ranked 18th nationally...Stanford finished the season with 2,738 yards on the ground, which was the third-highest single-season mark in school history.




**Ed McCaffrey**  
Wide Receiver • 1990

Earned First Team All-American honors after grabbing 61 passes for 917 yards and eight touchdowns as a senior in 1990 ... Also named First Team All-Pac-10 and First Team Academic All-American in '90 ... Ranks among Stanford's all-time best with 2333 career receiving yards ... As a junior, he recorded 53 receptions for 871 yards ... Known as a fearless receiver over the middle with great size, hands and leaping ability ... Played in the NFL from 1991-2003 with the New York Giants, San Francisco 49ers and Denver Broncos ... Was a member of three Super Bowl Championship teams (San Francisco 49ers XXIX; Denver Broncos XXXII, XXXIII).



**Bill McColl**  
End • 1950

Unquestionably one of the great players of his era ... He set Pacific Coast Conference records in 1950 by registering 39 receptions for 671 yards ... Led the 1951 Cardinal squad to a conference title and Rose Bowl appearance ... Finished fourth in 1951 Heisman Trophy balloting, catching a PCC record 42 passes for 607 yards and seven touchdowns ... Finished his career with 106 receptions for 1556 yards and 14 touchdowns ... While playing for the NFL's Chicago Bears from 1952-59, he earned his M.D. at the University of Chicago ... Named to the College Football Hall of Fame in 1973.



**Duncan McColl**  
Defensive End • 1976

Joined his father Bill McColl as the only father-son All-American football combination in Stanford history ... Led his team in virtually every defensive category his last two seasons en route to Second Team All-American honors in 1975 and First Team All-American honors in 1976 ... He set Cardinal records in '76 for tackles-for-loss with 26 and in '75 with 17 quarterback sacks ... Two-time First-Time All-Pac-10 selection ... Lived in opposing backfields throughout his career ... Tough, aggressive, big play performer.



**Glyn Milburn**  
Running Back • 1992

Despite playing just three years at Stanford after transferring from Oklahoma, finished his career second at Stanford and third in the Pac-10 with 5857 career all-purpose yards ... Spectacular athlete was a one-man human highlight reel ... An outstanding punt and kickoff returner who set a school record with 2222 all-purpose yards in 1990 ... Earned All-American honors in 1992 by racking up 2121 all-purpose yards and leading the Cardinal to a Blockbuster Bowl victory over Penn State ... Finished his career among the school's all-time leaders in all-purpose running (5857 yards), rushing (2178 yards), receiving (141 receptions), punt return yards (1026) and punt return average (13.7), kickoff return yards (1162) and kickoff return average (23.2) ... Had Pac-10 record 379 all-purpose yards in 1990 Big Game versus Cal ... Went on to a nine-year NFL career with the Denver Broncos, Detroit Lions, Chicago Bears and San Diego Chargers.



Ed McCaffrey

Jeff Siemon

Duncan McColl


Phil Moffatt

Monk Moscrip



**Phil Moffatt**  
Halfback • 1930

One of the most versatile and talented halfbacks to play Stanford football ... Appears in the school record books as a running back, defensive back and kick returner ... Averaged 5.9 yards per carry in his Stanford career, the highest total in Stanford history ... Also in the school record book for career interceptions (20), season interceptions (9), season punt return yardage (472), season punt returns (41) and single game punt returns (14) ... A member of Stanford's "All-Oldtimer's Team," Moffatt rushed for 1139 yards and 12 touchdowns on 193 carries.




**Sam Morley**  
End • 1953

Sam Morley had the good fortune to be Stanford's top receiver when All-American Bobby Garrett was the quarterback ... Morley, who was an Associated Press First Team All-American selection in 1953, was also a two-time all-conference selection ... In 1953, he led the team with 45 receptions for 594 yards and six touchdowns ... The previous season, Morley registered 40 catches for 523 yards six TDs ... He caught an even 100 passes in his career.




**Monk Moscrip**  
End • 1934, 1935

One of the most valuable members of the "Vow Boys" teams that played in three straight Rose Bowls from 1933-35 ... Known as a great defensive player who completely shut down opposing offenses on his side of the field ... A two-time First Team All-American at end ... Named to the College Football Hall of Fame in 1985.



**Brad Muster**  
Fullback • 1986

During his Cardinal career, Brad Muster was a First Team All-American (1986), a two-time First Team All-Pac-10 selection (1985, '86) and a First Team Academic All-American (1987) ... He finished his career as Stanford's number-two all-time leading rusher (2940 yards) and receiver (194 receptions) ... His 78 receptions in '85 set a then-school single season record ... Had 204 rushing yards versus California in 1984 ... In 1986, he rushed for 1053 yards, becoming only the second Stanford running back to surpass the 1000 yard mark in a season ... Muster was a first round selection - 23rd pick overall - in the 1988 NFL Draft.



**Darrin Nelson**  
Halfback • 1981

One of the great players in Stanford football history ... Not only was he a Kodak First Team All-American in 1981, but Nelson is the only player in school history to be named First Team All-Pac-10 for four seasons ... He finished his career as the school record holder in yards rushing (4033), all-purpose running (6885), receptions (214), scoring (242) and touchdowns scored (40) ... A First Team Academic All-America, Nelson became the first player in college football history to rush for over 1000 yards and catch more than 50 passes in a season - a feat he accomplished three times in four seasons ... He played at Stanford in 1977 and '78, missed the '79 season due to an injury, and returned to play in 1980 and '81 ... He finished sixth in the 1981 Heisman Trophy balloting, was a first round pick by the Minnesota Vikings in 1982 and went on to an 11-year career in the NFL.



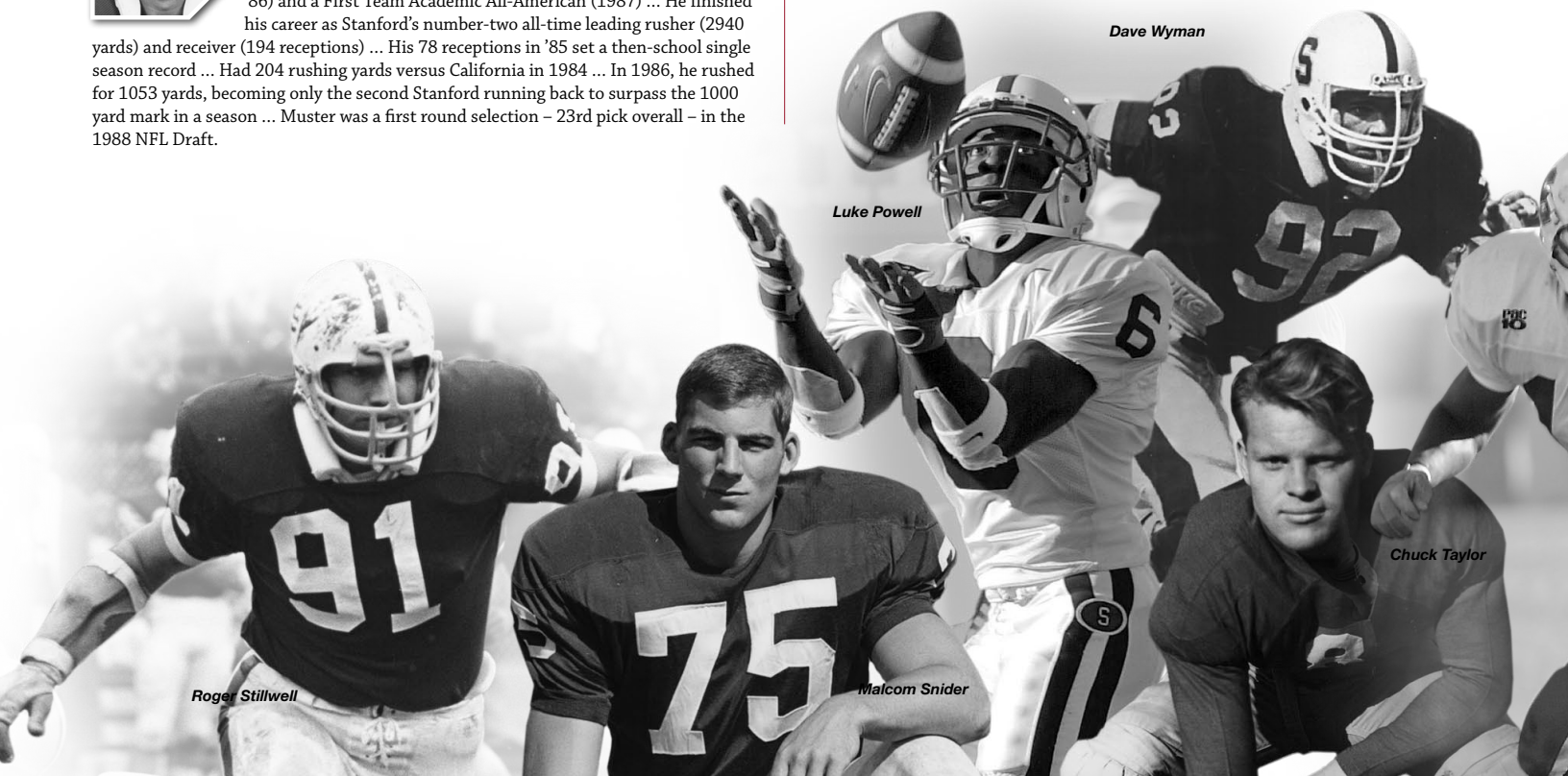
**Ernie Nevers**  
Fullback • 1925

One of the greatest college football players of all-time ... A consensus All-American in 1925, Nevers' teams at Stanford went 21-5-1 from 1923-25, including a trip to Rose Bowl after the 1924 season ... Nevers was named the greatest college football player of all-time by Sports Illustrated in 1962 ... In 1969, he was chosen to the NCAA's All-Time All-American team ... In the 1925 Rose Bowl versus Notre Dame's Four Horseman, Nevers played all 60 minutes and rushed for 114 yards on 34 carries despite playing with two injured ankles ... One of only two Stanford football players to have his number retired (#1) ... Inducted into the College Football Hall of Fame in 1951.



**Don Parish**  
Linebacker • 1969

A two-time First Team All-Pac-8 selection as an inside linebacker, Parish earned First Team All-American honors in 1969 by the *Associated Press*, *The Sporting News* and *Time Magazine* ... For two seasons in 1968 and '69, Parish was one of Stanford's top defensive weapons as he led the team in tackles each season (143 in '68, 141 in '69) ... He was selected in the fourth round of the 1970 NFL Draft by the St. Louis Cardinals.







**Jim Plunkett**  
Quarterback • 1970

Heisman Trophy winner in 1970 along with being a consensus First Team All-American ... He led Stanford to a 27-17 upset victory over Ohio State in 1971 Rose Bowl ... He was named the game's MVP after completing 20-of-30 for 265 yards and one TD ... For the season, Plunkett threw for 2715 yards and 18 TDs on 191-of-358 passing ... He finished his career with a school and NCAA record 7887 yards in total offense ... He completed 530-of-962 in his career for 7544 yards and 52 touchdowns, setting then school records in every category ... Plunkett was the number one pick in the 1971 NFL Draft by the New England Patriots ... In 16 seasons in the NFL, he won two Super Bowl championships and was named MVP of Super Bowl XV ... Plunkett's number 16 was retired by Stanford in 1991 ... Inducted into the College Football Hall of Fame in 1990.



**Seraphim Post**  
Offensive Guard • 1928

A consensus All-American in 1928, Seraphim "Dynamite" Post teamed with Don Robesky to form college football's most dominating pair of offensive guards ... Helped Stanford to an 8-3-1 record in '28 ... He earned a letter in 1927 as a member of Stanford's Rose Bowl team.



**Luke Powell**  
Kick Returner • 2001

Named a First Team All-American kick returner by the Football Writers Association of American ... Became the first Stanford player to ever earn First Team All-American honors as a kick returner ... Finished the year ranked second in NCAA Division I-A and first in the Pacific-10 Conference with a 16.0 yard punt return average (19 returns, 304 yards) ... Had three returns of over 45 yards, including a season-best 58-yard return in the regular season finale at San Jose State.



**Bob Reynolds**  
Offensive Tackle • 1934

One of the truly great college football players of his era ... Starred on both sides of the ball for the "Vow Boys" from 1933-35 ... Earned First Team All-American honors in '34 ... Set a school record that will never be equaled - he played all 60 minutes for Stanford in the '34, '35 and '36 Rose Bowl games ... Inducted into the College Football Hall of Fame in 1961.



**Don Robesky**  
Offensive Guard • 1928

Three-year letterwinner from 1926-28 ... Earned First Team All-American honors in 1928 ... Best known as being a part of the best offensive guard tandem in college football in '28 along with teammate and fellow First Team All-American Seraphim Post ... Started for Stanford in the 1927 Rose Bowl versus Alabama and the 1928 Rose Bowl against Pittsburgh ... His three teams at Stanford went 10-0-1 in 1926, 8-2-1 in '27 and 8-3-1 in '28.



**Ken Rose**  
End • 1949

Two-year letterman in 1948 and '49 under head coach Marchmont Schwartz ... The Newspaper Enterprise Association named Rose a First Team All-American end in '49 ... Rose's quarterback that season was Gary Kerkorian, then a sophomore and later to be an All-American himself ... Rose scored the only touchdown in the 1948 Big Game on an 11-yard reception.




**Ted Shipkey**  
End • 1926

A three-year letterman from 1924-26, Shipkey was chosen First Team All-American in '26 ... He was the third All-American football player in school history ... He played all 60 minutes in the 1925 Rose Bowl versus Notre Dame and the Four Horseman and the '27 Rose Bowl versus Alabama ... He scored Stanford's only touchdown in the '25 Rose Bowl ... During his three seasons, Shipkey's teams went 24-3-1, appeared in two Rose Bowls and won one national championship (1926).



**Jeff Siemon**  
Linebacker • 1971

One of the great linebackers in Stanford football history, Siemon was the heart and soul of Stanford's defense during the 1970 and '71 Rose Bowl seasons ... He was named First Team All-Pacific-8 Conference in 1970 and '71, and a First Team All-American in 1971 after leading Stanford with 112 tackles ... Had 15 tackles in the Indians' 27-17 Rose Bowl win over Michigan in 1972 ... Selected in the first round (10th pick overall) of the 1972 NFL Draft by the Minnesota Vikings ... Spent all of his 11 NFL seasons with the Vikings ... Inducted into the College Football Hall of Fame in 2006.



**Malcolm Snider**  
Offensive Tackle • 1968

A Second Team All-Pac-8 choice in 1967, Snider became one of the top offensive tackles in college football in 1968 and was chosen by The Sporting News as a First Team All-American ... He was also selected First Team All-Pac-8 in '68 ... Snider was a third round pick of the Atlanta Falcons in the '70 NFL Draft.



Tank Williams

Kailee Wong

Troy Walters

John Elway

Pat Donovan

Ron George



**Roger Stillwell**  
Defensive End • 1973

Teamed with Pat Donovan on the defensive line in 1973 to give Stanford one of the top duos in college football ... Stillwell was chosen by the Associated Press as a First Team All-American in 1973 and a First Team All-Pac-8 defensive end ... He had 62 tackles in '73 ... As a junior in 1972, he was chosen First Team All-West Coast by

UPI after registering 66 total tackles ... Selected by the Chicago Bears in the 1975 NFL Draft.



**Chuck Taylor**  
Offensive Guard • 1942

No one has had more of an impact on the Stanford Athletic program than Taylor, who was a player, coach and athletic director on The Farm ... Spent over 30 years at Stanford ... One of only two people in history to be a player, coach and Athletic Director in the Rose Bowl

... He was a member of the "Wow Boys" team in 1940 that went 10-0 and beat Nebraska in the Rose Bowl ... As a senior in 1942, Taylor earned First Team All-American honors ... He was Stanford's head coach from 1951-57 and compiled an overall record of 40-29-2 ... His 1951 team went 9-2 and played in the '52 Rose Bowl ... Taylor was Stanford's Athletic Director from 1963-71, during which Stanford played in the '71 and '72 Rose Bowls ... Elected to the College Football Hall of Fame in 1984.



**Chase Thomas**  
Outside Linebacker • 2011

Earned Sporting News All-America honors and first team All-Pac-12 Conference marks after a sensational junior campaign...finished fourth on the squad in tackles with 52...led the Pac-12 in tackles for loss per game at 1.35 (17.5 total) and ranked tied for second in sacks


per game at 0.65 (8.5 total)...also was credited with five forced fumbles (0.38 per game), which ranked second in the conference and tied for 10th nationally...had five or more tackles in six games.



**Troy Walters**  
Flanker • 1999

One of the most prolific wide receivers in Pac-10 and Stanford history ... Consensus First Team All-American in 1999 and winner of the Biletnikoff Award, emblematic of the nation's top wide receiver ... Set Pac-10 records for career receptions, career receiving


yards, receiving yards in a single season and longest pass play ... Set Stanford records for career receptions (244), career receiving yards (3986), receptions in a single season (86), receiving yards in a single season (1456), longest pass play (98) and receiving yards in a single game (278) ... Finished his career in style by leading Stanford to the 1999 Pac-10 title and the Rose Bowl, while also setting the school and conference record for receiving yards in a season ... Was also named the 1999 Pac-10 Offensive Player of the Year, as well as earning First Team Academic All-American honors ... With nine years of NFL experience, he has played for the Minnesota Vikings, Indianapolis Colts, Arizona Cardinals and Detroit Lions.



**Bob Whitfield**  
Offensive Tackle • 1990, 1991

A tremendous offensive tackle who must be considered among the best in school history ... He was twice named First Team All-American in 1990 and '91 as well as being a First Team All-Pac-10 selection ... He played every down as a freshman in 1989 and started

all 34 games in his three-year Stanford career ... Left after his junior season to play professional football ... He was a first round draft pick - eighth selection overall - in the '92 NFL Draft by the Atlanta Falcons ... Played 15 years in the NFL, playing for Atlanta (1992-2003), Jacksonville (2004) and the New York Giants (2005-06).



**Paul Wiggin**  
Defensive Tackle • 1955, 1956

A two-time First Team All-American in 1955 and '56, Wiggin is one of only two players in school history to return as Stanford's head football coach (the other is Chuck Taylor) ... As a player, Wiggin was a three-year starter at defensive tackle (1954-56) ... He went

on to an 11-year career in the NFL which included three world championship games and one world championship with the Cleveland Browns ... He coached in the NFL for 12 seasons and was the head coach of the Kansas City Chiefs from 1975-77 ... He was Stanford's head football coach from 1980-83 ... Was named to the College Football Hall of Fame in 2005.



**Tank Williams**  
Free Safety • 2001

The first defensive back in Stanford football history to earn First Team All-American honors ... Named a First Team All-American by the American Football Coaches Association ... Career totals include


201 total tackles, nine interceptions, nine tackles-for-loss and four quarterback sacks ... Tied for ninth on Stanford's all-time interception list with nine ... Started 30 games at free safety for the Cardinal from 1999-2001, including all 12 in 2001, 11 in 2000 and seven in 1999 ... Named Second Team All-Pac-10 in 2000 ... Selected in the second round (No. 45 overall) of the 2002 NFL Draft by the Tennessee Titans, and started in all 16 regular season games in his rookie campaign .



**Kailee Wong**  
Defensive End • 1997

After leading the Pacific-10 Conference in sacks (12-77) and tackles-for-loss (22-110), Wong was named First Team All-Pac-10 for the second straight season and First Team All-American by

*Football News* in 1997 ... He had 26 quarterback sacks in his career and 50 tackles-for-loss ... He led the team in both categories as a junior and senior ... Named Team MVP in 1996 and '97 ... Started 37 games for Stanford from 1994-97 ... As a junior, he had 12 sacks and 21 tackles-for-loss and earned Defensive MVP honors in the 1997 Sun Bowl versus Michigan State ... Selected in the second round (No. 51) of the 1998 NFL Draft by the Minnesota Vikings, and played nine seasons in the NFL for Minnesota and the Houston Texans.



**Dave Wyman**  
Inside Linebacker • 1986

A three-year starter at inside linebacker, Wyman was named First Team All-Pac-10 and First Team All-American by *The Sporting News* in '86 ... Recorded 169 tackles in 1986 - the second best single season in school history ... He registered 144 tackles in 1983 and

128 in 1984 ... An injury forced him to redshirt the 1985 season ... Second round pick of the Seattle Seahawks in 1987 ... Played in the NFL for 10 years.



**David Yankey**  
Tackle/ Guard • 2012

A consensus All-American, Yankey earned first team honors from the American Football Coaches Association and Sporting News, plus All-America second team honors by the Associated Press ... winner of the 2012 Morris Trophy, by vote of the conference's

defensive lineman as the Outstanding Offensive Lineman in the Pac-12 ... played four of the five offensive line positions this season, plus tight end and wing ... protected two first-year starting quarterbacks for a conference-low 17 sacks in the regular season ...paved the way for Stepfan Taylor's 1,530 rushing yards, second highest in school history ... earned All-Pac-12 first team honors and recipient of the team's Outstanding Junior Award.

# College Football Hall of Fame

## Stanford's College Football Hall of Fame Inductees


Two-time All-American Ken Margerum was voted into the College Football Hall of Fame in April of 2009, becoming the 17th Stanford player to join college football's honored shrine.

### Coaches

Year	Coach	Record	Years Coached
1951	Walter Camp	11-3-3	1892; 1894-95
1951	Fielding Yost	7-4-2	1900
1951	Andy Kerr	11-7-0	1922-23
1951	Pop Warner	71-17-8	1924-32
1968	Clark Shaughnessy	16-3-0	1940-41
1984	Chuck Taylor	40-29-2	1951-57
1992	John Ralston	55-36-3	1963-71

### Players

Year	Coach	Record	Years Coached
1951	Ernie Nevers	FB	1923-25
1955	Bobby Grayson	FB	1933-35
1956	Frank Albert	QB	1939-41
1957	Bill Corbus	G	1931-33
1961	Bob Reynolds	T	1933-35
1972	Bones Hamilton	HB	1933-35
1973	Bill McColl	E	1949-51
1982	Hugh Gallarneau	FB	1938-40
1984	Chuck Taylor	G	1940-42
1985	Monk Moscrip	RB	1933-35
1986	John Brodie	QB	1954-56
1990	Jim Plunkett	QB	1968-70
1995	Chris Burford	E	1956-59
2000	John Elway	QB	1979-82
2005	Paul Wiggin	DT	1953-55
2006	Jeff Siemon	LB	1969-71
2009	Ken Margerum	WR	1977-80



John Elway was inducted into the College Football Hall of Fame in 2000.

**Walter Camp** 1892; 1894-95  
**Fielding Yost** 1900  
**Andy Kerr** 1922-23  
**Pop Warner** 1924-32  
**Clark Shaughnessy** 1940-41  
**Chuck Taylor** 1951-57  
**John Ralston** 1963-71  
**Ernie Nevers** 1923-25  
**Bobby Grayson** 1933-35  
**Frank Albert** 1939-41  
**Bill Corbus** 1931-33  
**Bob Reynolds** 1933-35  
**Bones Hamilton** 1933-35  
**Bill McColl** 1949-51  
**Hugh Gallarneau** 1938-41  
**Chuck Taylor** 1940-42  
**Monk Moscrip** 1933-35  
**John Brodie** 1954-56  
**Jim Plunkett** 1968-70  
**Chris Burford** 1956-59  
**John Elway** 1979-82  
**Paul Wiggin** 1953-55  
**Jeff Siemon** 1969-71  
**Ken Margerum** 1977-80



& COLLEGE HALL OF FAME, INC.

## Stanford Athletics Hall of Fame

The Stanford Athletic Hall of Fame was the brainchild of the late Walt Gamage, a longtime sports editor of the Palo Alto Times. Gamage, who had previously worked on a number of neighborhood newspapers in the Chicago area, moved to Palo Alto in 1944 and quickly became interested in Stanford sports. In early 1954, Gamage set out to organize the Hall of Fame. The first class of inductees, including 34 of the greatest names in Stanford sports history, was announced in a full-page spread in the Palo Alto Times on December 21, 1954.

A more complete history and additional information about the Stanford Athletic Hall of Fame can be obtained at the Sydney and Theodore Rosenberg Stanford Athletic Hall of Fame Room, which is located on the first floor of the Arrillaga Family Sports Center at 641 East Campus Drive between Maples Pavilion and the Taube Family Tennis Stadium.

A total of 88 Stanford football players and coaches have been inducted into the school's hall of fame, including 2012 inductee Ron George.

Here's a complete listing of the football players and coaches who have earned a spot in Stanford's Athletic Hall of Fame:

Frank Albert, '42  
Frank Alustiza, '36

Bruno Banducci, '43  
Benny Barnes, '72  
Guy Benjamin, '77  
John Brodie, '57  
Jackie Brown, '72  
George Buehler, '69  
Don Bunce, '71  
Chris Burford, '60

Ernie Caddel, '33  
Gordy Ceresino, '79  
Jack Chapple, '64  
Bill Corbus, '34  
Murray Cuddeback, '25  
Ed Cummings, '62  
Dud DeGroot, '23

Steve Dils, '78  
Pat Donovan, '75

John Elway, '83  
Chuck Evans, '79

Skip Face, '61

Hugh Gallarneau, '41  
Bob Garrett, '54  
Ron George, '92  
Bob Grayson, '36

Bones Hamilton, '36  
Ray Handley, '66  
Walt Heinecke, '30  
Tony Hill, '77  
Biff Hoffman, '29  
Brian Holloway, '81  
Dick Horn, '52  
Dick Hyland, '28

Gary Kerkorian, '52  
Gordon King, '77  
Pete Kmetovic, '42

Jim Lawson, '25  
Pete Lazetich, '72  
Vic Lindskog, '42  
James Lofton, '78  
John Lynch '93

Norm Manoogian, '53  
Ken Margerum, '81  
Ed McCaffrey, '90  
Bill McColl, '52  
Duncan McColl, '77  
Hal McCreery, '28  
Phil Moffatt, '32  
Bob Moore, '71  
Sam Morley, '53  
Monk Moscrip, '36  
Wes Muller, '36  
Brad Muster, '88  
Darrin Nelson, '82  
Ernie Nevers, '26  
Blaine Nye, '68

Don Parish, '70  
John Paye, '87  
Jim Plunkett, '71  
Seraphim Post, '29

John Ralston (Head Coach, 1963-71)  
Bob Reynolds, '36  
Don Robesky, '29  
Ken Rose, '49  
Harlow Rothert '31

John Sandee III, '71  
Clark Shaughnessy  
(Head Coach, 1940-41)  
Harry Shipkey, '25  
Ted Shipkey, '27  
Jeff Siemon, '72  
Bob Sims, '29  
Malcolm Snider, '69  
Norm Standlee, '41  
Roger Stillwell, '74

Chuck Taylor, '43  
(Head Coach, 1951-57)  
Dink Templeton, '21  
Keith Topping, '36

Tommy Vardell, '92  
Randy Vataha, '71  
Garin Veris, '85

Bill Walsh (Head Coach,  
1977-78; 1992-94)  
Glenn "Pop" Warner  
(Head Coach, 1924-32)  
Gene Washington, '69  
Bob Whitfield, '91, '93  
Paul Wiggin, '57  
Dave Wyman, '87



Tommy Vardell

Frank Albert

Gene Washington

John Lynch

Bill McColl

# Senior Bowl Selections

## All-American Football Classic

2006 J.R. Lemon ..... RB

## Blue-Gray All-Star Classic

1973 Randy Poltt ..... DB  
 William J. Reid, III ..... C  
 1974 Scott Laidlaw ..... RB  
 Drew Palin ..... OT  
 1975 Todd Anderson ..... C  
 Ted Pappas ..... TE  
 Bill Singler ..... WR  
 1976 Mike Cordova ..... QB  
 Tony Hill ..... WR  
 Mike Michel ..... CB/P  
 1979 Chuck Evans ..... LB  
 1981 John Macaulay ..... C  
 Doug Rogers ..... OT  
 1982 Chris Rose ..... OG  
 1983 Mike Tolliver ..... WR  
 1984 Emile Harry ..... WR  
 Matt Moran ..... OT  
 1985 Greg Baty ..... TE  
 1989 Lester Archambeau ..... DT  
 1990 Kevin Scott ..... CB  
 Jono Tunney ..... ILB  
 1994 Tony Cline ..... TE  
 Mike Jerich ..... OT  
 1997 Greg Comella ..... FB  
 Damon Dunn ..... WR  
 Carl Hansen ..... DT  
 Jon Haskins ..... ILB  
 1998 Kevin Miller ..... P/PK  
 Geoff Wilson ..... OT  
 2000 Russell Stewart ..... TE

## East-West Shrine Game

1925 Scotchy Campbell ..... H  
 Norman Cleaveland ..... H  
 Jack Patrick ..... F  
 Harry Shipkey ..... T  
 1927 J.E. Raffetto ..... T  
 1928 Clifford Hoffman ..... B  
 Don Robesky ..... G  
 Roland Sellman ..... T  
 Bob Sims ..... H  
 1930D H. Dickson Bogue ..... T  
 William Clark ..... H  
 1932 Chuck Ehrhorn ..... T  
 Philip Neill ..... E  
 1933 Ernie Caddel ..... B  
 Don Colvin ..... E  
 1937 Claude Callaway ..... T  
 1938 Grant Stone ..... T  
 Louis Tsoutsouvas ..... C  
 1939 Anthony Calvelli ..... C  
 William Paulman ..... F  
 1940 Stan Anderson ..... T  
 Hampton Pool ..... G  
 1942 Frank Albert ..... B  
 Vic Lindskog ..... C  
 1943 Bruno Banducci ..... G  
 Ed Stamm ..... T  
 Chuck Taylor ..... G  
 1944 Dave Brown ..... E  
 Hank Norberg ..... E  
 1948 Ainsie Bell ..... B  
 George Quist ..... B  
 1949J Robert Rohrer ..... G  
 1949D Jim Castagnoli ..... C  
 Emery Mitchell ..... B  
 Ken Rose ..... E  
 1950 Russell Pomeroy ..... T  
 Bruce Van Alstyne ..... E

1954 Robert Garrett ..... QB  
 Sam Morley ..... E  
 Ted Tanner ..... C  
 1955D Joe Long ..... C  
 Tony Mosich ..... T  
 Bill Tarr ..... B  
 1956 John Brodie ..... B  
 Carl Isaacs ..... E  
 Paul Wiggin ..... T  
 1957 Jon Douglas ..... B  
 Gary Van Galder ..... E  
 Troy Barbee ..... T  
 1958 Roch Conklin ..... C  
 Chris Burford ..... E  
 1960J Ben Robinson ..... E  
 1960D William "Skip" Face ..... B  
 Dean Hinshaw ..... T  
 Ed Cummings ..... B  
 1962 Marvin Harris ..... G  
 1963 Jack Chapple ..... G  
 1965J Robert Nichols ..... T  
 Dick Ragsdale ..... B  
 1965D Ray Handley ..... B  
 Craig Ritchey ..... DB  
 1966 Dave Lewis ..... B  
 John Mason ..... E  
 Tim Sheehan ..... C  
 1967 Blaine Nye ..... DT  
 Jack Root ..... B  
 Malcolm Snider ..... OT  
 Gene Washington ..... HB  
 1969 Bubba Brown ..... DB  
 Don Parish ..... LB  
 Bob Reinhard ..... OG  
 1972 Jim Merlo ..... LB  
 1973 Mike Boryla ..... QB  
 Rod Garcia ..... K  
 Bill Reid ..... C  
 1974 Pat Donovan ..... DE  
 Gordon Riegel ..... LB  
 1976 Geb Church ..... LB  
 Mike Langford ..... K  
 1977J Tony Hill ..... WR  
 Duncan McColl ..... DE/T  
 1977D Mike Michel ..... K  
 1979 Gordy Ceresino ..... LB  
 Steve Dils ..... QB  
 Phil Francis ..... RB  
 1980 Chuck Evans ..... DL  
 Turk Schonert ..... QB  
 1981 Ken Naber ..... K  
 1982J John Macaulay ..... C  
 Andre Tyler ..... WR  
 1983 Chris Dressel ..... TE  
 John Elway ..... QB  
 Vincent White ..... RB  
 1984 Mike Tolliver ..... WR  
 Vaughn Williams ..... DB  
 1985 Emile Harry ..... WR  
 Brent Martin ..... C  
 Garin Veris ..... DL  
 1986 John Barns ..... OL  
 1987 Thomas Henley ..... RB  
 Dave Wyman ..... ILB  
 1988 Jeff James ..... WR  
 Brad Muster ..... RB  
 1989 Ray Huckestein ..... DT  
 Andy Sinclair ..... C  
 1990 Lester Archambeau ..... DL  
 Rob Hinckley ..... OLB  
 1991 Ed McCaffrey ..... WR  
 Kevin Scott ..... DB  
 Jono Tunney ..... LB  
 1992 Chris Walsh ..... WR  
 1993 Chris Dalman ..... OG  
 Ron George ..... LB  
 Glyn Milburn ..... RB  
 1995 Justin Armour ..... WR  
 Jason Fisk ..... NT

Steve Stenstrom ..... QB  
 1996 Jeff Buckley ..... OT  
 Mark Harris ..... WR  
 1997 Brad Badger ..... OG  
 Greg Clark ..... TE  
 Brian Manning ..... FL  
 1998 Anthony Bookman ..... RB  
 Chris Draft ..... ILB  
 Kailee Wong ..... DE  
 1999 Donnie Spragan ..... OLB  
 2000 Todd Husak ..... QB  
 2001 Riall Johnson ..... OLB  
 2002 Randy Fasani ..... QB  
 Zack Quaccia ..... OL  
 2003 Kerry Carter ..... RB  
 Matt Leonard ..... DT  
 Casey Moore ..... FB  
 2004 Amon Gordon ..... DT  
 Brett Pierce ..... TE  
 Luke Powell ..... FL  
 2005 David Bergeron ..... LB  
 Will Svitek ..... DL  
 2006 Jon Alston ..... LB  
 Kevin Schimmelmann ..... LB  
 Jon Alston ..... LB  
 2007\* Mark Bradford ..... WR  
 2008 Pannel Egboh ..... DE  
 2009 Ekoum Udofoia ..... DT  
 Chris Marinelli ..... OL  
 2011 Ryan Whalen ..... WR

J - January; D - December; \*Selected but did not play

## Hula Bowl

1948 Pete August ..... C  
 John Godfrey ..... G  
 1952 Harry Hugasian ..... G  
 Bill McColl ..... E  
 1954 Bobby Garrett ..... B  
 Sam Morley ..... E  
 Bill Tarr ..... B  
 1956 John Brodie ..... QB  
 1957 Donn Carswell ..... T  
 Paul Wiggin ..... G  
 1960 Chris Burford ..... E  
 1961 Dean Hinshaw ..... T  
 1963 Ed Cummings ..... B  
 1964 Marv Harris ..... G  
 1965 John Chapple ..... G  
 Bob Nichols ..... T  
 1966 Ray Handley ..... B  
 Craig Ritchey ..... B  
 1967 Dave Lewis ..... B  
 Tim Sheehan ..... C  
 1968 Blaine Nye ..... G  
 1969 George Buehler ..... T  
 Malcolm Snider ..... T  
 Gene Washington ..... WR  
 1970 Don Parish ..... LB  
 Bob Reinhard ..... G  
 1971 Jim Plunkett ..... QB  
 Bob Moore ..... E  
 John Sande III ..... C  
 1972 Don Bunce ..... QB  
 Jeff Siemon ..... LB  
 1973 Jim Merlo ..... LB  
 1974 Rod Garcia ..... K  
 Randy Poltt ..... DB  
 Bill Reid ..... C  
 1975 Roger Stillwell ..... DL  
 1976 Ted Pappas ..... TE  
 1977 Duncan McColl ..... DL  
 Mike Michel ..... K/P  
 Mark Hill ..... G  
 1978 Steve Foley ..... DB  
 1980 Andre Hines ..... OL  
 Ken Margerum ..... WR  
 1981 Miilt McColl ..... LB  
 1982 Darrin Nelson ..... RB  
 1983 Kevin Bates ..... LB  
 1984 John Bergren ..... DT  
 1985 Tom Briehl ..... LB  
 1988 Eric Snelson ..... TE

1989 Ray Huckestein ..... DT  
 Andy Sinclair ..... C  
 1990 Alan Grant ..... CB  
 1992 Tom Vardell ..... RB  
 1993 Chris Dalman ..... C  
 Ron George ..... LB  
 John Lynch ..... SS  
 Glyn Milburn ..... RB  
 1995 Justin Armour ..... WR  
 1996 T.J. Gaynor ..... C  
 Jason White ..... DE  
 1997 Brian Manning ..... FL  
 1998 Chris Draft ..... ILB  
 Damon Dunn ..... WR  
 Jon Haskins ..... ILB  
 Jon Ritchie ..... FB  
 Kailee Wong ..... DE  
 1999 Geoff Wilson ..... OT  
 2000 Todd Husak ..... QB  
 2001 Riall Johnson ..... OLB  
 2006 T.J. Rushing ..... CB  
 2007 David Lofton ..... S  
 2008 T.C. Ostrander ..... QB  
 Evan Moore ..... WR

## Magnolia Gridiron Classic

2006 J.R. Lemon ..... RB

## Rotary Gridiron Classic

2001 DeRonnie Pitts ..... WR

## Senior Bowl

1961 Skip Face ..... B  
 Dick Norman ..... B  
 1963 C.B. Simons ..... C  
 1969 Gene Washington ..... FL  
 1972 Pete Lazetich ..... DL  
 1974 Mike Boryla ..... QB  
 1977 Tony Hill ..... WR  
 1978 Guy Benjamin ..... QB  
 Gordon King ..... OL  
 James Lofton ..... WR  
 1979 Gordy Ceresino ..... LB  
 Steve Dils ..... QB  
 1981 Brian Holloway ..... OL  
 Ken Margerum ..... WR  
 1982 Doug Rogers ..... DL  
 1985 Brent Martin ..... C  
 Garin Veris ..... DL  
 1988 Jeff James ..... WR  
 1990 Alan Grant ..... DB  
 1991 Ed McCaffrey ..... WR  
 1994 Vaughn Bryant ..... DB  
 1996 Eric Abrams ..... K  
 2001 Willie Howard ..... DT  
 2002 Eric Heitmann ..... OL  
 Tank Williams ..... DB  
 Coy Wire ..... DB  
 Casey Moore ..... FB  
 2003 Kirk Chambers ..... OL  
 2004 Oshiomogho Atogwe ..... DB  
 2005 Jared Newberry ..... LB  
 Alex Smith ..... TE  
 Stanley Wilson ..... DB  
 2006 Jon Alston ..... LB  
 Julian Jenkins ..... DE  
 Babatunde Oshinowo ..... NT  
 2011 Owen Marecic ..... FB  
 Sione Fua ..... NG  
 Richard Sherman ..... DB  
 2012 Stepan Taylor ..... RB  
 Chase Thomas ..... LB

## Texas vs. the Nation

2009 Alex Fletcher ..... C  
 Pannel Egboh ..... DE  
 Anthony Kimble ..... RB

## Stanford's Bowl History

### All-Time Bowl Appearances (Bowl Record: 12-11-1)

Season	Bowl	Opponent	Result	Score	Season	Bowl	Opponent	Result	Score
1901	Rose Bowl Game (Jan. 1, 1902)	Michigan	L	0-49	1978	Bluebonnet Bowl (Dec. 31, 1978)	Georgia	W	25-22
1924	Rose Bowl Game (Jan. 1, 1925)	Notre Dame	L	10-27	1986	Gator Bowl (Dec. 27, 1986)	Clemson	L	21-27
1926	Rose Bowl Game (Jan. 1, 1927)	Alabama	T	7-7	1991	Aloha Bowl (Dec. 25, 1991)	Georgia Tech	L	17-18
1927	Rose Bowl Game (Jan. 1, 1928)	Pittsburgh	W	7-6	1992	Blockbuster Bowl (Jan. 1, 1993)	Penn State	W	24-3
1933	Rose Bowl Game (Jan. 1, 1934)	Columbia	L	0-7	1995	Liberty Bowl (Dec. 30, 1995)	East Carolina	L	13-19
1934	Rose Bowl Game (Jan. 1, 1935)	Alabama	L	13-29	1996	Norwest Sun Bowl (Dec. 31, 1996)	Michigan State	W	38-0
1935	Rose Bowl Game (Jan. 1, 1936)	Southern Methodist	W	7-0	1999	Rose Bowl Game (Jan. 1, 2000)	Wisconsin	L	9-17
1940	Rose Bowl Game (Jan. 1, 1941)	Nebraska	W	21-13	2001	Seattle Bowl (Dec. 27, 2001)	Georgia Tech	L	14-24
1951	Rose Bowl Game (Jan. 1, 1952)	Illinois	L	7-40	2009	Brut Sun Bowl (Dec. 31, 2009)	Oklahoma	L	27-31
1970	Rose Bowl Game (Jan. 1, 1971)	Ohio State	W	27-17	2010	Discover Orange Bowl (Jan. 3, 2011)	Virginia Tech	W	40-12
1971	Rose Bowl Game (Jan. 1, 1972)	Michigan	W	13-12	2011	Tostitos Fiesta Bowl (Jan. 2, 2012)	Oklahoma State	L	38-41 (OT)
1977	Sun Bowl (Dec. 31, 1977)	Louisiana State	W	24-14	2012	Rose Bowl Game (Jan. 1, 2013)	Wisconsin	W	20-14

### 1902 Rose Bowl Game

#### Michigan 49, Stanford 0

January 1, 1902 • Pasadena, Calif.

Score by Half	1	2	Final
Michigan	17	32	49
Stanford	0	0	0

Approximately 8,500 people crowded into Tournament Park on the California Institute of Technology campus to witness the first Rose Bowl Game. The best in the West versus the best in the East had been brought together by tournament officials to attract more national attention to their pageant.

What spectators got was a flat-out massacre by the "point-a-minute" Michigan Wolverines, who had outscored opponents 501-0 during the regular season.

Coached by Fielding H. Yost, an assistant at Stanford the year before, Michigan outplayed Stanford in every aspect of the game. For the Wolverines, fullback Neil Snow rushed for five touchdowns and Ev Sweeley punted for almost 900 yards and kicked four field goals.

In a violent game, Stanford guard William Roosevelt, a second cousin of President Teddy Roosevelt, played an astonishing 15 minutes with a broken leg before having to leave the game with fractured ribs in addition to the leg injury.

The game ended with eight minutes remaining on the clock after the two team captains agreed to finally halt the Michigan onslaught.

Following the game, the Rose Bowl Game was discontinued until the first day of 1916, when Washington State defeated Brown, 14-3.

### 1925 Rose Bowl Game

#### Notre Dame 27, Stanford 10

January 1, 1925 • Pasadena, Calif.

Score by Quarters	1	2	3	4	Final
Notre Dame	0	13	7	7	27
Stanford	3	0	7	0	10

One of the most classic Rose Bowl Game matchups occurred in 1925 when Stanford coach Pop Warner and star player Ernie Nevers went up against Knute Rockne and "The Four Horsemen" of Notre Dame.

When it was over, the Fighting Irish had a 27-10 victory, a 10-0 season and a national championship, while the Cardinals finished 7-1-1. Turnovers proved to be Stanford's undoing in the game as three Irish touchdowns were scored on Stanford giveaways.

Nevers, Stanford's All-American two-way star, turned in one of the greatest performances in the school's history. Not only did he play all 60 minutes in the game, but he rushed for 114 yards, more yardage than all the Four Horsemen combined, despite having his ankles bandaged so tightly that the circulation was almost completely shut off. Both ankle bones had been broken earlier in the season and the casts had been taken off just 10 days before the Rose Bowl Game. Nevers could barely walk.

Elmer Layden was the star Horseman on this day by scoring three touchdowns for Notre Dame, two on interception returns. His 76-yard return in the second quarter moved the Irish to a 13-3 lead, and his 70-yard touchdown return in the fourth quarter provided Notre Dame with its final score.

Murray Cuddeback kicked a 17-yard field goal in the first quarter to give Stanford an early 3-0 lead. Notre Dame then scored 20 unanswered points before the Cardinals managed to score and cut the lead to 20-10.

### 1927 Rose Bowl Game

#### Stanford 7, Alabama 7

January 1, 1927 • Pasadena, Calif.

Score by Quarters	1	2	3	4	Final
Alabama	0	0	0	7	7
Stanford	7	0	0	0	7

In a game that pitted two unbeaten teams, Stanford and Alabama played to a 7-7 tie in a game that set a Rose Bowl Game attendance record of 57,417.

Pop Warner's Stanford team entered the game with a 10-0 record while the Crimson Tide brought a 9-0 record to Pasadena. The Tide averted its first loss of the season by scoring the tying touchdown in the last minute of the game.

Stanford's only score came in the first quarter when quarterback George Bogue connected with Ed Walker for a 20-yard touchdown.

With Stanford nursing a 7-0 lead late in the fourth quarter, Alabama's Clark Pearce blocked a Stanford punt on the 47-yard line, which was ultimately recovered on the Indians' 14-yard line.

Five plays later, Alabama scored a touchdown and kicked the extra point to preserve its unbeaten season.

Stanford outgained the Tide, 311-92 in total offense.

## 1928 Rose Bowl Game

### Stanford 7, Pittsburgh 6

January 1, 1928 • Pasadena, Calif.

Score by Quarters	1	2	3	4	Final
Pittsburgh	0	0	6	0	6
Stanford	0	0	7	0	7

For the third time in four years, Stanford was selected to play in the Rose Bowl Game and for the first time, came away with a victory, beating Pittsburgh, 7-6.

Pitt's Jimmy Hagen broke a scoreless tie when he returned a fumble recovery 20 yards to a touchdown in the third quarter. Stanford quickly answered as quarterback Spud Lewis hit Biff Hoffman on a screen pass but fumbled after receiving a hard hit just before the end zone. Stanford's Frankie Wilton recovered the fumble and streaked into the end zone for the tying score.

Hoffman added the extra point to give Stanford its first Rose Bowl Game victory.

## 1934 Rose Bowl Game


### Columbia 7, Stanford 0

January 1, 1934 • Pasadena, Calif.

Score by Quarters	1	2	3	4	Final
Columbia	0	7	0	0	7
Stanford	0	0	0	0	0

The "Vow Boys" made their first of three straight Rose Bowl Game appearances but were shut out by the Columbia Lions, 7-0.

Columbia scored the game's only touchdown in the second quarter on a skillfully executed hidden ball trick which worked to perfection. The play, known as "KF-79", began on Stanford's 17-yard line. Columbia quarterback Cliff Montgomery handed the ball off to halfback Al Barabas, who hid the ball on his hit and waited patiently. When the entire Stanford team had been either faked or blocked, Barabas ran virtually untouched into the endzone for the game's only score.



**The Vow Boys** – Bones Hamilton, Monk Moscrip and Alf Brandin – led Stanford to three consecutive Rose Bowl Game appearances from 1934-36.

The fact the game was even played was remarkable. The Pasadena Fire Department had to pump 12 inches of water off the field after heavy rains pounded Southern California in the days leading up to the game.

## 1935 Rose Bowl Game

### Alabama 29, Stanford 13

January 1, 1935 • Pasadena, Calif.

Score by Quarters	1	2	3	4	Final
Stanford	7	0	6	0	13
Alabama	0	22	0	7	29

Alabama's passing game led by quarterback Dixie Howell and wide receiver Don Hutson proved too much for Stanford, as the Crimson Tide handed the Indians their second straight Rose Bowl Game defeat, 29-13.

Howell completed nine of 12 passes for 160 yards while Hutson caught six passes for 164 yards and two touchdowns as the Tide completed an undefeated season.

Stanford took an early 7-0 lead in the first quarter, as Bobby Grayson carried over from a yard out for a touchdown which was set up by a Tide turnover. However, Alabama scored 22 consecutive points in the final 13 minutes of the first half to take a 22-7 lead into the locker room at intermission.

Stanford cut the lead to 22-13 in the third quarter, but the Howell-Hutson combination struck again in the fourth quarter, connecting on a 59-yard touchdown pass on a third-and-23 play from its own 41-yard line.

## 1936 Rose Bowl Game

### Stanford 7, SMU 0

January 1, 1936 • Pasadena, Calif.

Score by Quarters	1	2	3	4	Final
Stanford	7	0	0	0	7
Southern Methodist	0	0	0	0	0

The third time proved to be the charm for the "Vow Boys" who went to Pasadena with another vow: to win the Rose Bowl Game.

Stanford quarterback Bill Paulman scored the game's only touchdown on a one-yard bootleg play in the first quarter.

SMU made its only serious scoring threat in the second quarter when it drove down to the Stanford five-yard line. Stanford's Wes Muller then forced and recovered a fumble inside the five-yard line, ending the threat.

The game was a defensive battle throughout. Stanford's Bobby Grayson gained just 28 yards in 17 attempts while Bones Hamilton netted 23 yards on 15 carries.

## 1941 Rose Bowl Game

### Stanford 21, Nebraska 13

January 1, 1941 • Pasadena, Calif.

Score by Quarters	1	2	3	4	Final
Stanford	7	7	7	0	21
Nebraska	7	6	0	0	13

In 1940, Stanford got a new football coach in Clark Shaughnessy and the rest of the football world got a revolutionary style of football that would forever change the game.

Shaughnessy and his "T" Formation proved to be an offense filled with innovative tricks that left fans astonished and opponents flat-footed. The Indians bowled over all nine of its regular season opponents and came into the Rose Bowl Game with a perfect 9-0 record. The Cornhuskers (8-1) were ranked seventh in the nation and had lost just once all season to top-ranked Minnesota.

But, the game belonged to Shaughnessy and the "Wow Boys." The "T" Formation featured a completely new offensive set with the quarterback taking the snap from right behind the center. It is this game that is generally considered the clincher that convinced football pundits that the "T" was the offense of the future.

Of course, Shaughnessy's new offense was not without its stars. In quarterback Frankie Albert, halfbacks Pete Kmetovic and Hugh Gallarneau and fullback Norm Standlee, the Indians had the right tools to run the "T." Shaughnessy would later call this backfield one of the greatest of all-time in American football history.

## 1952 Rose Bowl Game

### Illinois 40, Stanford 7


January 1, 1952 • Pasadena, Calif.

Score by Quarters	1	2	3	4	Final
Illinois	6	0	7	27	40
Stanford	7	0	0	0	7


In the first nationwide telecast of the Rose Bowl Game, Illinois pounded Stanford, 40-7.

The Indians held an early 7-6 lead in the first quarter, only to see the Illini score 34 unanswered points to secure the sixth straight victory for the Big Ten in the New Year's Day game.

Stanford, which had won nine consecutive games during the regular season, finished the year ranked seventh in the nation in the final wire service polls.



Heisman Trophy-winner Jim Plunkett connected with Randy Vataha on a 10-yard touchdown pass at the 8:18 mark of the fourth quarter to cement Stanford's 27-17 victory over previously unbeaten Ohio State in the 1971 Rose Bowl.



### 1971 Rose Bowl Game

#### Stanford 27, Ohio State 17

January 1, 1971 • Pasadena, Calif.

Score by Quarters	1	2	3	4	Final
Stanford	10	0	3	14	27
Ohio State	7	7	3	0	17

Making its first Rose Bowl Game appearance in 19 years, Stanford stunned the college football world with a convincing 27-17 upset over previously unbeaten Ohio State.

Heisman Trophy winner Jim Plunkett completed 20 of 30 passes for 265 yards and one touchdown, while the Stanford defense, led by tackle Dave Tipton and linebacker Jeff Siemon, limited the Buckeyes to just three points in the second half as the Indians erased a 14-10 halftime deficit.

Stanford trailed 17-13 after three quarters, but Plunkett engineered an 80-yard, 13-play scoring drive early in the fourth period, culminated by a one-yard touchdown run by Jackie Brown.

On the Buckeyes next possession, Stanford's Jack Schultz intercepted a Rex Kern pass, giving the Indians the ball on the Ohio State 25-yard line. Four plays later, Plunkett connected with Randy Vataha for a 10-yard touchdown to give Stanford a 27-17 lead with just over eight minutes left to play.

### 1972 Rose Bowl Game

#### Stanford 13, Michigan 12

January 1, 1972 • Pasadena, Calif.

Score by Quarters	1	2	3	4	Final
Stanford	0	0	3	10	13
Michigan	0	3	0	9	12

Quarterback Don Bunce and the "Thunderchickens" defense gave Stanford head coach John Ralston his second consecutive Rose Bowl Game victory in a thrilling, come-from-behind victory over previously unbeaten Michigan.

A 31-yard field goal by Rod Garcia with 0:12 remaining capped off a wild fourth quarter, as the underdog Indians scored their second straight upset victory before 103,154 at the famed stadium.

A safety gave Michigan a 12-10 lead with 3:18 remaining. After regaining possession on its own 22-yard line with 1:48 remaining, Bunce completed five consecutive passes, moving the Indians down to the Michigan 17-yard line with 22 seconds remaining. Two plays, three yards gained and two timeouts later, on came Garcia to attempt a game-winning 31-yard field goal.

His kick split the uprights, handing Stanford an improbable, come-from-behind victory.

Bunce, who completed 24 of 44 passes for 290 yards, was named the game's MVP.

### 1977 Sun Bowl

#### Stanford 24, LSU 14

December 31, 1977 • El Paso, Texas

Score by Quarters	1	2	3	4	Final
LSU	7	7	0	0	14
Stanford	0	10	7	7	24

Playing in its first post-season bowl game other than the Rose Bowl Game, Stanford notched a 24-14 victory over favored LSU in the Sun Bowl.

Under the direction of first-year head coach Bill Walsh, Stanford ended the season with a 9-3 record and a No. 15 ranking in both wire service polls.

The game was billed as an offensive showdown with the passing of Stanford quarterback Guy Benjamin and the running of LSU All-American Charles Alexander. Benjamin completed 23 of 36 passes for a Sun Bowl-record 269 yards while Alexander finished the game with 197 yards on the ground, also a record.

But the game was decided by Stanford's defense, which shutout the Tigers in the second half. Linebacker Gordy Ceresino led both teams with 22 tackles and was awarded the Chuck Hughes Memorial Trophy for his outstanding defensive play.

### 1978 Bluebonnet Bowl

#### Stanford 25, Georgia 22

December 31, 1978 • Houston, Texas

Score by Quarters	1	2	3	4	Final
Stanford	0	0	22	3	25
Georgia	3	12	7	0	22

Stanford won its fourth bowl game in four appearances in the 1970s as Bill Walsh led his Cardinal to a spectacular come-from-behind victory over heavily favored Georgia.

The Cardinal entered the game with a 7-4 overall mark, 4-3 in the Pac-10 and unranked. Georgia, on the other hand, was 9-1-1 and ranked seventh and 11th by the two wire service polls.

The Bulldogs jumped out to a 15-0 lead at the half and led 22-0 early in the third quarter before Stanford got its wake-up call. The Cardinal proceeded to score 25 unanswered points in a six-and-a-half minute span to take the lead. Stanford's 25-22 lead early in the fourth quarter held up as the Cardinal defense, led by Gordy Ceresino, shut out the powerful Bulldog offense to preserve the win.

Ceresino was named the game's Defensive MVP as he accounted for 20 tackles. Cardinal quarterback Steve Dils was the Offensive MVP after leading the remarkable comeback. He completed 17 of 28 passes for 210 yards and three touchdowns.





Stanford rallied from a 22-0 deficit to upset Georgia in the 1978 Bluebonnet Bowl.

### 1986 Gator Bowl

**Clemson 27, Stanford 21**

December 27, 1986 • Jacksonville, Fla.

Score by Quarters	1	2	3	4	Final
Stanford	0	0	7	14	21
Clemson	7	20	0	0	27

There were two different games played on this day in Jacksonville, Florida. The first belonged to Clemson in the first half and the second belonged to the Cardinal in the final half.

The difference, however, was that Clemson won the first half 27-0 and Stanford won the second half 21-0 – giving the Tigers a 27-21 victory in the Cardinal’s first post-season bowl appearance since the 1978 Bluebonnet Bowl.

Clemson gained 291 yards and had 15 first downs in the first half while the Cardinal gained just 57 yards and recorded three first downs. The Tigers’ 27-0 first half lead was largely due to the running of Terrence Flagler and Kenny Flowers and the passing of quarterback Rod Williams, who completed 8-of-11 for 101 yards.

Stanford’s starting quarterback – John Paye – could not play due to injury and seldom-used backup Greg Ennis was called to action. Ennis completed 20-of-40 for 168 yards for the game, but was just 6-of-13 for 18 yards in the first half. Brad Muster, the 1986 Pac-10 Offensive Player of the Year, earned co-MVP honors with Clemson’s Williams after rushing for 70 yards on 17 carries and catching four passes for 53 yards and two touchdowns.

### 1991 Aloha Bowl

**Georgia Tech 18, Stanford 17**

December 25, 1991 • Honolulu, Hawaii

Score by Quarters	1	2	3	4	Final
Georgia Tech	10	0	0	8	18
Stanford	7	10	0	0	17

Stanford’s “Now Boys” entered the Aloha Bowl with a seven-game winning streak - the program’s longest since 1951 - as the Cardinal was making its first bowl appearance since 1986.

The Cardinal jumped out to first-half leads of 7-0 and 17-10, but Georgia Tech scored a touchdown and two-point conversion in the last 14 seconds of the game to secure an 18-17 victory. Stanford led 17-10 with 1:41 remaining in the game when its drive stalled on the Georgia Tech 45.

Tommy Vardell finished the game with 104 yards and accounted for both of Stanford’s touchdowns, but was knocked out of the game in the second half after breaking his collarbone. Quarterback Steve Stenstrom finished the game completing 16 of 32 passes for 170 yards.

### 1993 Blockbuster Bowl

**Stanford 24, Penn State 3**

January 1, 1993 • Miami, Fla.

Score by Quarters	1	2	3	4	Final
Stanford	7	7	10	0	24
Penn State	3	0	0	0	3


The culmination of one of the greatest football seasons in Stanford history came on a warm and cloudy day in Miami. The Cardinal, Pac-10 Co-Champions for the first time since 1971 and playing in its first New Year’s Day Bowl Game since the 1972 Rose Bowl Game, beat traditional power Penn State, 24-3, in the Blockbuster Bowl in a game that clearly showed why Stanford was a top 10 team.

Stanford used a familiar formula: a dominating defense and an effective offense.

After Stanford took a 14-3 lead into the locker room at halftime, Penn State could muster just 29 rushing yards, 53 via the pass and only 82 total yards the entire second half.

Senior cornerback Darrien Gordon was named the game’s Most Outstanding Player after holding Penn State All-American wide receiver O.J. McDuffie intact. Gordon recorded seven tackles and was credited with six pass breakups.

Steve Stenstrom completed 17 of 28 passes for 210 yards and two touchdowns while fullback Ellery Roberts added 98 yards on the ground.



John Lynch (left) and Ron George led Stanford to a 10-3 record and a victory in the 1993 Blockbuster Bowl.

## 1995 St. Jude Liberty Bowl

### East Carolina 19, Stanford 13

December 30, 1995 • Memphis, Tenn.

Score by Quarters	1	2	3	4	Final
Stanford	0	7	6	0	13
East Carolina	7	9	0	3	19

Stanford was picked to finish last in the Pac-10 by many of the preseason prognosticators but the Cardinal under first-year head coach Tyrone Willingham had different ideas. Stanford found itself unbeaten after its first five games, with only a tie against Wisconsin blemishing an otherwise perfect ledger.

The Cardinal picked up three more wins late in the season against Oregon State, Washington State and Cal to finish the regular season with a 7-3-1 mark and gain an invitation to the St. Jude Liberty Bowl, where it would face East Carolina.

Stanford could not get on track offensively and managed just 11 first downs and 211 yards in total offense in a 19-13 loss to the Pirates. The Cardinal faced a third-and-one from the Pirate 20 with less than a minute left to play, but Mark Butterfield's last two passes fell incomplete and ECU took over on downs with 11 seconds left in the game.

## 1996 Norwest Sun Bowl

### Stanford 38, Michigan State 0

December 31, 1996 • El Paso, Texas

Score by Quarters	1	2	3	4	Final
Stanford	7	14	10	7	38
Michigan State	0	0	0	0	0

In the most lopsided bowl game victory in school history, Stanford completely took apart Michigan State en route to a 38-0 Sun Bowl win, the first shutout by a Cardinal team since 1974.

Stanford advanced to the 18th bowl game in school history and the second straight under Tyrone Willingham. The Cardinal's win gave Stanford a 7-5 final record and five consecutive wins to end the season.

The game was as one-sided as the score indicated. Stanford scored touchdowns on offense, defense and special teams, led 21-0 at the half and never allowed the Spartans to mount any semblance of a comeback in the second half.

Chad Hutchinson was named the game's offensive MVP after completing 22 of 28 passes for 226 yards and one touchdown. Anthony Bookman ran wild in El Paso, finishing the contest with 103 yards on 11 carries. Defensive end Kailee Wong recorded 10 tackles, three tackles for loss and two sacks and was named the game's defensive MVP.

## 2000 Rose Bowl Game

### Wisconsin 17, Stanford 9

January 1, 2000 • Pasadena, Calif.

Score by Quarters	1	2	3	4	Final
Stanford	0	9	0	0	9
Wisconsin	0	3	7	7	17

Stanford found itself back in Pasadena for the first time since 1972 after finishing the regular season with an 8-4 overall mark, including a sparkling 7-1 Pac-10 Conference record. Stanford was a heavy underdog to Big Ten champion Wisconsin, but gave the fourth-ranked Badgers all they could handle in a 17-9 defeat.

Stanford's effort was even more impressive considering the Cardinal suffered crucial injuries to key players—notably wide receiver Troy Walters and defensive end Willie Howard—days and weeks leading up to the game. Howard suffered a severe knee injury in the last regular season game against Notre Dame. Walters, the Pac-10's most prolific receiver, suffered a dislocated right wrist just three days before the game and was ruled out of the contest 48 hours prior to kickoff. However, Walters played in the game with a heavily wrapped wrist and caught three passes for 52 yards and Howard defied the odds and made a start at defensive end and recorded five tackles.

Stanford, which had yielded an average of 452.8 yards per game in the regular season, limited the Badgers to just 331 yards in total offense. However, 200 of those yards came on the efforts of Heisman Trophy-winner Ron Dayne. Todd Husak finished the game with 258 passing yards, but Stanford was held to minus-five yards in rushing offense.

## 2001 Seattle Bowl

### Georgia Tech 24, Stanford 14

December 27, 2001 • Seattle, Wash.

Score by Quarters	1	2	3	4	Final
Georgia Tech	7	10	0	7	24
Stanford	0	3	3	8	14

Coming off one of the best regular season performances in the 106-year history of the program, Stanford rode into postseason play with momentum, boasting a spectacular 9-2 record. The nine victories marked the first time since 1992 that the Cardinal accomplished this feat, and was only the second time in 50 years that the program had attained this mark. The 11th-ranked Cardinal aimed for its 10th victory in the Pacific Northwest against Georgia Tech (8-5) in the inaugural Seattle Bowl, the 20th bowl game in school history.

Despite a fourth-quarter surge that pulled the Cardinal within a field goal with 11:39 left in the contest, unranked Georgia Tech surprised

Stanford 24-14 before a crowd of 30,144 at Safeco Field, home of the Seattle Mariners.

Stanford finished the year with a 9-3 record and was ranked 16th in the nation by the *Associated Press*. Lewis, who replaced starter Randy Fasani at the end of the third quarter, was named Stanford's Player of the Game after completing 6 of 13 passes for 110 yards and one touchdown.

## 2009 Brut Sun Bowl

### Oklahoma 31, Stanford 27

December 31, 2009 • El Paso, Texas

Score by Quarters	1	2	3	4	Final
Oklahoma	10	7	14	0	31
Stanford	7	17	0	3	27

Playing in its first bowl game since 2001, Stanford fell to Oklahoma, 31-27 in the Brut Sun Bowl before a sellout crowd of 53,713 in Sun Bowl Stadium.

Oklahoma quarterback Landry Jones completed 30 of 51 passes for 418 yards and three touchdowns to earn game MVP honors. The 418 yards was a season high by a Stanford opponent and tied for the ninth-highest passing total ever by a Stanford opponent.

The 19th-ranked Cardinal was without the services of quarterback Andrew Luck, who was sidelined with a broken right index finger suffered in the fourth quarter of the Notre Dame game a month earlier. Senior Tavita Pritchard made his first start of the season and completed 8 of 19 passes for 117 yards with two interceptions. Running back Toby Gerhart ended his Stanford career by rushing for 135 yards on 32 carries to go along with two touchdowns. It marked Gerhart's seventh straight game of rushing for 100 yards or more as the Heisman Trophy runner-up finished a brilliant senior season with a school-record 1,871 yards and 28 rushing touchdowns.

Stanford enjoyed a 21-17 lead at halftime on touchdown runs by Owen Marecic and Gerhart, along with a 35-yard field goal by Nate Whitaker. However, the Cardinal managed just 79 yards in total offense and four first downs in the second half against the nation's seventh-best defense as the Sooners scored twice in the third quarter to take a 31-24 lead.

Jones connected with Ryan Broyles for a six-yard game-tying touchdown pass at the 13:06 mark of the third quarter to cap a nine play, 80 yard drive. A one-yard TD run by DeMarco Murray at the 2:59 mark of the period gave the Sooners a 31-24 lead.

Stanford cut the lead to 31-27 at the 12:43 mark of the fourth quarter, as Whitaker connected on a 21-yard field goal. Following a missed field goal, Stanford regained possession at its own 15-yard line with 3:21 left in the game, but saw its season come to an end after going four and out.

"We're really disappointed," said senior safety Bo McNally following the game, "especially since our offense put up enough points. You should win a game with 27 points."

"Our guys fought as hard as they could," said head coach Jim Harbaugh. "They've been to the top of the mountain now and seen what's on the other side. This is where we want to be."

## 2011 Discover Orange Bowl

### Stanford 40, Virginia Tech 12

January 3, 2011 • Miami Gardens, Fla.

Score by Quarters	1	2	3	4	Final
Stanford	7	6	13	14	40
Virginia Tech	2	10	0	0	12

Stanford added an exclamation point to its historic 2010 season with a 40-12 victory over Virginia Tech in the Discover Orange Bowl in Miami Gardens, Fla.

Behind four touchdown passes by quarterback Andrew Luck, Stanford pulled away from the ACC-champion Hokies in the second half en route to its school record 12th victory of the season. Three of Luck's four touchdown strikes went to tight end Coby Fleener, who finished the game with six receptions for 173 yards, both career highs.

Luck, who was named the game's Most Outstanding Player, completed 18 of 23 passes for 287 yards and four touchdowns. After completing 9 of 13 passes in the first half, Luck was nearly perfect following intermission, completing 9 of 10 attempts for 201 yards and three touchdowns – all to Fleener.

Stanford led just 13-12 at halftime, as the Hokies thwarted a fake punt and blocked an extra point try. Running back Jeremy Stewart, who had been hampered all year with injuries, broke loose for a 60-yard touchdown run at the 6:16 mark of the first quarter to give the Cardinal a 7-0 lead.

After Virginia Tech took a 13-9 lead, Luck connected with tight end Zach Ertz for a 25-yard touchdown pass that capped an eight-play, 79-yard scoring drive. A field goal by Virginia Tech's Chris Hazley just before halftime cut Stanford's lead to 13-12 at the break.

The second half belonged to the Cardinal, as Stanford scored on its first four possessions on its way to its eighth consecutive victory. Owen Marecic opened the second half scoring spree with a one-yard run at the 8:47 mark of the third quarter to give Stanford a 19-12 lead. Luck then hit Fleener for touchdowns of 41, 58 and 38 yards, securing Stanford's first bowl victory since 1996.

Stanford's defense, behind a 12-tackle effort from linebacker Shayne Skov, limited a strong Hokies running game to just 66 yards.

It was the final game for Stanford head coach Jim Harbaugh, who compiled a 29-21 in four seasons at the helm of the Cardinal program. With the win, Stanford became the first FBS team to win 12 games four years after losing 11 contests.



Andrew Luck was named the Most Outstanding Player of the 2011 Discover Orange Bowl.

## 2012 Tostitos Fiesta Bowl

### Oklahoma State 41, Stanford 38 (OT)

January 3, 2012 • Glendale, Ariz.

Score by Quarters	1	2	3	4	OT	Final
Stanford	7	14	7	10	0	38
Oklahoma State	0	21	3	14	3	41

In the most anticipated postseason game outside of the BCS National Championship Game, third-ranked Oklahoma State dealt fourth-ranked Stanford a heartbreaking 41-38 overtime loss in a wildly entertaining Tostitos Fiesta Bowl in Glendale, Ariz.

Quinn Sharp's 22-yard field goal in overtime gave the Cowboys its first BCS title, only after Stanford kicker Jordan Williamson misfired on two critical field goal attempts, one at the end of regulation and the other in overtime.

Quarterbacks Andrew Luck and Brandon Weeden each threw for over 300 yards while Stanford running back Stepfan Taylor ran for a career-high 177 yards on 35 carries.

Two-time Biletnikoff Award winner Justin Blackman caught eight passes for 186 yards, including touchdowns of 43, 67 and 17 yards.

Luck was especially brilliant in his final game in a Stanford uniform, completing 27 of 31 passes for 347 yards and two touchdowns, including a 53-yard bomb to Ty Montgomery that accounted for the game's first touchdown.

Stanford compiled 590 yards in total offense, compared to 412 for Oklahoma State, and held the Cowboys to just 13 yards rushing.

The Cardinal never trailed in the game until Sharp made the game-winning field goal that left Stanford crestfallen.

The two teams combined for 24 points in a wild fourth quarter.

Taylor's one-yard touchdown run with 4:34 left capped a 13-play, 69-yard scoring drive that gave the Cardinal a short-lived 38-31 lead.

Weeden and the Cowboys marched 67-yards in nine plays and tied the game when Joseph Randall carried over from four yards out with 2:35 left.

Luck then drove the Cardinal down to the Cowboys 23-yard line, setting up a potential game-winning field goal with :03 remaining.

However, Williamson's attempt missed badly, sending the game into overtime.

Stanford had the first crack in overtime, but Williamson misfired on a 43-yard attempt.

On Oklahoma State's second play of overtime, Weeden threw a 24-yard pass to Colton Chef that was originally ruled a touchdown, however, following a replay review, the ball was placed on the one-yard line.

## 2013 Rose Bowl Game

### Stanford 20, Wisconsin 14

January 1, 2012 • Pasadena, Calif.

Score by Quarters	1	2	3	4	Final
Wisconsin	0	14	0	0	14
Stanford	14	3	0	3	20

Stanford finished a 12-2 campaign with a 20-14 victory over Wisconsin in the 99th Rose Bowl Game. In a defense-dominated second half, Usua Amanam stopped Wisconsin's final drive with an interception near midfield with 2:30 to play to seal the program's first Rose Bowl victory in 40 years.

Stepfan Taylor rushed for 89 yards and an early touchdown, while Kevin Hogan passed for 123 yards, but Stanford won the game with a shutdown effort by its defense, which held Wisconsin scoreless with just 82 yards after halftime.

Kelsey Young took his only carry 16 yards for a score on Stanford's opening possession, and Taylor scored on the second drive after a big catch by Zach Ertz. Wisconsin kept the Cardinal out of the end zone for the final 51 minutes, but Stanford's defense didn't need any more help in the Cardinal's eighth straight victory to end the campaign.

Following Taylor's 3-yard touchdown run just 8½ minutes in to give the Cardinal a 14-0 lead, Wisconsin briefly got going only to be turned back by Stanford's defense with a goal line stand from its 1-yard line.

Montee Ball had an 11-yard touchdown run midway through the second quarter and, following a Stanford field goal, the Badgers cut the deficit to 17-14 on Jordan Fredrick's short touchdown catch just 19 seconds before the break. Wisconsin would get no closer as Stanford celebrated in front of 93,359 fans.



*Kevin Hogan led Stanford to a victory in the 2013 Rose Bowl Game.*

## Stanford's Bowl Game Records

### Individual

#### Rushing

Rushing Attempts ..... 35 • Stepfan Taylor vs. Oklahoma State • 2012 Fiesta Bowl  
 Rushing Yards ..... 177 • Stepfan Taylor vs. Oklahoma State • 2012 Fiesta Bowl  
 Rushing Touchdowns ..... 2 • four times • last by Stepfan Taylor vs. Oklahoma State • 2012 Fiesta Bowl  
 Longest Rush ..... 60 • Jeremy Stewart vs. Virginia Tech • 2011 Orange Bowl

#### Passing

Pass Attempts ..... 44 • Don Bunce vs. Michigan • 1972 Rose Bowl Game  
 Pass Completions ..... 27 • Andrew Luck vs. Oklahoma State • 2012 Fiesta Bowl  
 Passing Yards ..... 347 • Andrew Luck vs. Oklahoma State • 2012 Fiesta Bowl  
 Passes Intercepted ..... 2 • three times • last by Mark Butterfield vs. East Carolina • 1995 Liberty Bowl  
 Touchdown Passes ..... 4 • Andrew Luck vs. Virginia Tech • 2011 Orange Bowl  
 Completion Percentage ..... .871 (27-31) • Andrew Luck vs. Oklahoma State • 2012 Fiesta Bowl  
 Longest Pass ..... 58 • Andrew Luck to Coby Fleener vs. Virginia Tech • 2011 Orange Bowl

#### Receiving

Receptions ..... 8 (112 yards) • John Winesberry vs. Michigan • 1972 Rose Bowl Game  
 Receiving Yards ..... 173 • Coby Fleener vs. Virginia Tech • 2011 Orange Bowl  
 Touchdown Receptions ..... 3 • Coby Fleener vs. Virginia Tech • 2011 Orange Bowl  
 Longest Reception ..... 58 • Coby Fleener from Andrew Luck vs. Virginia Tech • 2011 Orange Bowl

#### Scoring

Points ..... 18 • twice • last by Coby Fleener vs. Virginia Tech • 2011 Orange Bowl  
 Touchdowns ..... 3 • twice • last by Coby Fleener vs. Virginia Tech • 2011 Orange Bowl  
 Kicking Points ..... 9 • Steve Horowitz vs. Ohio State • 1971 Rose Bowl Game  
 Extra Points ..... 5 • twice • last by Jordan Williamson vs. Oklahoma State • 2012 Fiesta Bowl  
 Field Goals ..... 2 • three times • last by Nate Whitaker vs. Oklahoma • 2009 Sun Bowl  
 Longest Field Goal ..... 48 • Steve Horowitz vs. Ohio State • 1971 Rose Bowl Game

#### Defense

Tackles ..... 22 • Gordy Ceresino vs. LSU • 1977 Sun Bowl  
 Solo Tackles ..... 18 • Gordy Ceresino vs. LSU • 1977 Sun Bowl

### Team

First Downs ..... 27 • vs. Oklahoma State • 2012 Fiesta Bowl  
 Rushing Attempts ..... 50 • vs. Oklahoma State • 2012 Fiesta Bowl  
 Rushing Yards ..... 257 • vs. Michigan State • 1996 Sun Bowl  
 Rushing Touchdowns ..... 3 • twice • last vs. Oklahoma State • 2012 Fiesta Bowl  
 Pass Attempts ..... 44 • vs. Michigan • 1972 Rose Bowl Game  
 Pass Completions ..... 27 • vs. Oklahoma State • 2012 Fiesta Bowl  
 Completion Percentage ..... .871 (27-31) • vs. Oklahoma State • 2012 Fiesta Bowl  
 Passing Yards ..... 347 • vs. Oklahoma State • 2012 Fiesta Bowl  
 Passes Intercepted ..... 5 • vs. Notre Dame • 1925 Rose Bowl Game  
 Touchdown Passes ..... 4 • vs. Virginia Tech • 2011 Orange Bowl  
 Total Offensive Plays ..... 81 • vs. Oklahoma State • 2012 Fiesta Bowl  
 Total Yards Gained ..... 590 • vs. Oklahoma State • 2012 Fiesta Bowl  
 Most Points Scored ..... 38 • twice • last vs. Oklahoma State • 2012 Fiesta Bowl  
 Fewest Points Allowed ..... 0 • vs. Michigan State • 1996 Sun Bowl

# Stanford In The NFL

## Stanford Players Currently on Active NFL Rosters

Johnson Bademosi, DB	Cleveland Browns
Doug Baldwin, WR	Seattle Seahawks
Chase Beeler, C	San Francisco 49ers
David DeCastro, OG	Pittsburgh Steelers
Jim Dray, TE	Arizona Cardinals
Trent Edwards, QB	Philadelphia Eagles
Pannel Egboh, DE	Tennessee Titans
Coby Fleener, TE	Indianapolis Colts
Sione Fua, DT	Carolina Panthers
Toby Gerhart, RB	Minnesota Vikings
Derek Hall, OT	San Francisco 49ers
Delano Howell, DB	Buffalo Bills
Thomas Keiser, DE	Carolina Panthers
Matt Kopa, OT	New England Patriots
Erik Lorig, DE	Tampa Bay Buccaneers
Andrew Luck, QB	Indianapolis Colts
Owen Marecic, FB	Cleveland Browns
Matthew Masifilo, DE	San Francisco 49ers
Evan Moore, TE	Cleveland Browns
Chris Owusu, WR	San Francisco 49ers
Konrad Reuland, TE	San Francisco 49ers
Richard Sherman, DB	Seattle Seahawks
Alex Smith, TE	Cleveland Browns
Jeremy Stewart, FB	Philadelphia Eagles
Will Switek, OT	Atlanta Falcons
Michael Thomas, DB	San Francisco 49ers
Leigh Torrence, CB	Washington Redskins
Griff Whalen, WR	Indianapolis Colts
Ryan Whalen, WR	Cincinnati Bengals

Does not include 2013 draft and free agent class

## Stanford All-Time NFL Players

Frankie Albert	San Francisco 49ers, 1946-52	Bruno Banducci	Philadelphia Eagles, 1944-45	Chris Burford	Kansas City Chiefs, 1960-67
Brian Allen	Indianapolis Colts, 2002-04	Gordon Banks	San Francisco 49ers, 1946-54	Mark Butterfield	Arizona Cardinals, 1996
Jon Alston	St. Louis Rams, 2006	Benny Barnes	New Orleans Saints, 1980-81		Chicago Bears, 1996
Gary Anderson	Oakland Raiders, 2007-09	Greg Baty	Dallas Cowboys, 1985-87	Ernie Caddell	Detroit Lions, 1934-38
	Oakland Raiders, 2007-08		Dallas Cowboys, 1972-83	Tony Calvelli	Detroit Lions, 1939-40
	Detroit Lions, 1977-78		New England Patriots, 1986-87		San Francisco 49ers, 1947
	New Orleans Saints, 1978		Los Angeles Rams, 1987	Greg Camarillo	San Diego Chargers, 2006
	Washington Redskins, 1980		Phoenix Cardinals, 1988-89		Miami Dolphins, 2007-09
Stan Anderson	Cleveland Rams, 1940-41	Braden Beck	Miami Dolphins, 1990-94		Minnesota Vikings, 2010-11
	Detroit Lions, 1941	Guy Benjamin	Houston Oilers, 1971	Kerry Carter	Seattle Seahawks, 2003-04
Lester Archambeau	Green Bay Packers, 1990-92		Miami Dolphins, 1978-79	Gordy Ceresino	San Francisco 49ers, 1979
	Atlanta Falcons, 1993-99		New Orleans Saints, 1980	Kirk Chambers	Cleveland Browns, 2004-06
	Denver Broncos, 2000	Fred Boensch	San Francisco 49ers, 1981-84		Buffalo Bills, 2007-09
Justin Armour	Buffalo Bills, 1995-97	George Bogue	Washington Redskins, 1947-48		Cincinnati Bengals, 2010
	San Francisco 49ers, 1997		Chicago Cardinals, 1930		Atlanta Falcons, 2011
	Denver Broncos, 1998	Mike Boryla	Newark, 1930	Jack Chapple	San Francisco 49ers, 1965
	Baltimore Ravens, 1999	Dennis Bragonier	Philadelphia Eagles, 1974-76	Greg Clark	San Francisco 49ers, 1997-2001
Corwin Artman	New York Giants, 1931	Colin Branch	Tampa Bay Buccaneers, 1978	Tony Cline	Buffalo Bills, 1995-97
	Pittsburgh Steelers, 1933	Tom Brieihl	San Francisco 49ers, 1974		Pittsburgh Steelers, 1999
Mike Askea	Denver Broncos, 1973	John Brodie	Carolina Panthers, 2003-04, 2006	Greg Comella	New York Giants, 1998-2001
Franklyn Atkinson	Pittsburgh Steelers, 1963	Jeff Buckley	Houston Oilers, 1985, 1987		Tennessee Titans, 2002
Oshiomogho Atogwe	St. Louis Rams, 2005-10		San Francisco 49ers, 1957-73		Houston Texans, 2003
Brad Badger	Washington Redskins, 1997-99	George Buehler	Miami Dolphins, 1996-98	Toi Cook	Tampa Bay Buccaneers, 2004
	Minnesota Vikings, 2000-01		San Francisco 49ers, 1999		New Orleans Saints, 1987-1993
	Oakland Raiders, 2002-06		Oakland Raiders, 1969-78		San Francisco 49ers, 1994-95



Doug Baldwin

Richard Sherman

Toby Gerhart

Mike Cordova	Denver Broncos, 1996	Bob Garrett	Green Bay Packers, 1954	Julian Jenkins	Tampa Bay Buccaneers, 2006
Jim Cox	Carolina Panthers, 1997	Ron George	Atlanta Falcons, 1993-96	Riall Johnson	Cincinnati Bengals, 2001-03
Ed Cummings	Philadelphia Eagles, 1977		Minnesota Vikings, 1997		Denver Broncos, 2004
	San Francisco 49ers, 1948		Kansas City Chiefs, 1998-99	Teyo Johnson	Oakland Raiders, 2003-04
	New York Jets, 1964	Toby Gerhart	Minnesota Vikings, 2010-12		Arizona Cardinals, 2005
	Denver Broncos, 1965	Rick Gervais	San Francisco 49ers, 1981-83		
Chris Dalman	San Francisco 49ers, 1993-2000	Amon Gordon	Cleveland Browns, 2004-05	Ron Kadziel	New England Patriots, 1972
David DeCastro	Pittsburgh Steelers 2012		Denver Broncos, 2006-07	Thomas Keiser	Carolina Panthers, 2011
Steve Dils	Minnesota Vikings, 1979-83		Baltimore Ravens, 2007	Bill Kellar	Kansas City Chiefs, 1978
	Los Angeles Rams, 1984-87		Tennessee Titans, 2008	Gary Kerkorian	Pittsburgh Steelers, 1952
	Atlanta Falcons, 1988		Seattle Seahawks, 2010		Baltimore Colts, 1954-56
	Los Angeles Rams, 1989	Darrien Gordon	Kansas City Chiefs, 2011	Gordon King	New York Giants, 1978-85
Seth Dittman	Indianapolis Colts, 1995-96		San Diego Chargers, 1993-96		New York Jets, 1986-87
Pat Donovan	Dallas Cowboys, 1975-83		Denver Broncos, 1997-98	Pete Kmetovic	Philadelphia Eagles, 1946
Mike Dotterer	Los Angeles Raiders, 1983-84		Oakland Raiders, 1999-2000		Detroit Lions, 1947
Chris Draft	Chicago Bears, 1998		Atlanta Falcons, 2001	Matt Kopa	Miami Dolphins, 2010-11
	San Francisco 49ers, 1999	Alan Grant	Oakland Raiders, 2002		
	Atlanta Falcons, 2000-04		Indianapolis Colts, 1990-91	Scott Laidlaw	Dallas Cowboys, 1975-79
	Carolina Panthers, 2005-06		San Francisco 49ers, 1992-93		New York Giants, 1980
	St. Louis Rams, 2007-08	John Guillory	Cincinnati Bengals, 1994	Kevin Lamar	Buffalo Bills, 1987
	Buffalo Bills, 2009		Cincinnati Bengals, 1969-70	Pete Lazetich	San Diego Chargers, 1972-74
Jim Dray	Arizona Cardinals, 2010-11	Bill Hachten	New York Giants, 1947		Philadelphia Eagles, 1976-77
Chris Dressel	Houston Oilers, 1983-86	Carl Hansen	New York Jets, 1998-99	Dick Leeuwenburg	Chicago Bears, 1965
	San Francisco 49ers, 1987	Kwame Harris	San Francisco 49ers, 2003-07	Tony Leiker	Green Bay Packers, 1987
	Cleveland Browns, 1988		Oakland Raiders, 2008	Chris Lewis	Arizona Cardinals, 2004
	Kansas City Chiefs, 1989	Mark Harris	San Francisco 49ers, 1996-99	Dave Lewis	Cincinnati Bengals, 1970-73
	New York Jets, 1989-91	Marv Harris	Los Angeles Rams, 1964	Matt Leonard	Jacksonville Jaguars, 2003-04
Damon Dunn	Jacksonville Jaguars, 1998	Walt Harris	San Diego Chargers, 1987	Vic Lindskog	Philadelphia Eagles, 1944-51
	Cleveland Browns, 1999	Brandon Harrison	Houston Texans, 2008	James Lofton	Green Bay Packers, 1978-86
		Emile Harry	Kansas City Chiefs, 1986-93		Los Angeles Raiders, 1987-88
Trent Edwards	Buffalo Bills, 2007-09	Jon Haskins	San Diego Chargers, 1998-99		Buffalo Bills, 1989-92
	Jacksonville Jaguars, 2010		Philadelphia Eagles, 1998	Erik Lorig	Philadelphia Eagles, 1993
	Philadelphia Eagles, 2012	Eric Heitmann	San Francisco 49ers, 2002-10	Andrew Luck	Tampa Bay Buccaneers, 2010-11
Panel Egboh	Tennessee Titans, 2010-11	Thomas Henley	San Francisco 49ers, 1987	John Lynch	Indianapolis Colts 2012
Kwame Ellis	New York Jets, 1996	Mike Hibler	Cincinnati Bengals, 1968		Tampa Bay Buccaneers, 1993-2003
	Minnesota Vikings, 1996	Don Hill	Green Bay Packers, 1929		Denver Broncos, 2004-07
John Elway	Denver Broncos, 1983-98		Chicago Cardinals, 1929	John Macaulay	San Francisco 49ers, 1984
Chuck Evans	New Orleans Saints, 1980-81	Tony Hill	Dallas Cowboys, 1977-86	Brian Manning	San Francisco 49ers, 1984
Randy Fasani	Carolina Panthers, 2002	Andre Hines	Seattle Seahawks, 1980		Miami Dolphins, 1997
Jason Fisk	Minnesota Vikings, 1995-98	Brian Holloway	New England Patriots, 1981-86	Don Manoukian	Green Bay Packers, 1998
	Tennessee Titans, 1999-2001		Los Angeles Raiders, 1987-88	Tim Mattran	Oakland Raiders, 1960
	San Diego Chargers, 2002-04	Dick Horn	Baltimore Colts, 1958	Owen Marecic	St. Louis Rams, 2009
	Cleveland Browns, 2005	Willie Howard	Minnesota Vikings, 2001	Ken Margerum	Cleveland Browns, 2011
Coby Fleener	Indianapolis Colts 2012	Steve Hoyem	Buffalo Bills, 1994-95		Chicago Bears, 1981-86
Phil Francis	San Francisco 49ers, 1979-80	Harry Hugasian	Chicago Bears, 1955	Jonathan Martin	San Francisco 49ers, 1986-87
Sione Fua	Carolina Panthers, 2011		Baltimore Colts, 1955	Ed McCaffrey	Miami Dolphins 2012
		Todd Husak	Washington Redskins, 2000		New York Giants, 1991-93
Hugh Gallarneau	Chicago Bears, 1941-42, '45-47		Denver Broncos, 2001	Bill McColl	San Francisco 49ers, 1994
David Garnett	Minnesota Vikings, 1993-94	Chad Hutchinson	New York Jets, 2002-03	Milt McColl	Denver Broncos, 1995-2003
	Carolina Panthers, 1995		Cleveland Browns, 2004		Chicago Bears, 1952-59
	Denver Broncos, 1995		Dallas Cowboys, 2002-03	Jim Merlo	San Francisco 49ers, 1981-87
	Minnesota Vikings, 1996		Chicago Bears, 2004		Los Angeles Raiders, 1988
					New Orleans Saints, 1973-79



Bob Meyers San Francisco 49ers, 1952  
 Fred Meyers Philadelphia Eagles, 1942, '45  
 Mike Michel Miami Dolphins, 1977  
 Philadelphia Eagles, 1978  
 Glyn Milburn Denver Broncos, 1993-95  
 Detroit Lions, 1996-97  
 Chicago Bears, 1998-2001  
 San Diego Chargers, 2001  
 Bob Moore Oakland Raiders, 1971-75  
 Tampa Bay Buccaneers, 1976-77  
 Denver Broncos, 1978  
 Casey Moore Carolina Panthers, 2003-04  
 Evan Moore Green Bay Packers, 2009  
 Cleveland Browns, 2009-11  
 Matt Moran Kansas City Chiefs, 1986  
 Sam Morley Washington Redskins, 1954  
 Monk Moscrip Detroit Lions, 1938-39  
 Eric Mullins Houston Oilers, 1984  
 Brad Muster Chicago Bears, 1988-92  
 New Orleans Saints, 1993-94

Darrin Nelson Minnesota Vikings, 1982-89; 91-92  
 Dallas Cowboys, 1989  
 San Diego Chargers, 1989-90  
 Ernie Nevers Chicago Cardinals, 1929-31  
 Bob Nichols Pittsburgh Steelers, 1965  
 Los Angeles Rams, 1966-67  
 Mike Noble Los Angeles Raiders, 1987  
 Hank Norberg San Francisco 49ers, 1946-47  
 Chicago Bears, 1948  
 Al Norgard Green Bay Packers, 1934  
 Dick Norman Chicago Bears, 1961  
 Blaine Nye Dallas Cowboys, 1968-76

Bob O'Connor Green Bay Packers, 1935  
 Michael Okwo Chicago Bears, 2007-08  
 John Olenchak Kansas City Chiefs, 1981-82  
 Babatunde Oshinowo Cleveland Browns, 2006  
 Chicago Bears, 2007

Don Parish St. Louis Cardinals, 1970-71  
 Los Angeles Rams, 1971  
 Denver Broncos, 1972

Nathan Parks Kansas City Chiefs, 1997  
 Oakland Raiders, 1999-2000  
 John Paye San Francisco 49ers, 1987-88  
 Gary Pettigrew Philadelphia Eagles, 1966-73  
 New York Giants, 1974

Brett Pierce Dallas Cowboys, 2004-05  
 Jim Plunkett New England Patriots, 1971-75  
 San Francisco 49ers, 1976-77  
 Oakland Raiders, 1978-81  
 Los Angeles Raiders, 1982-86

Randy Polt Minnesota Vikings, 1974  
 Denver Broncos, 1975-77  
 Hampton Pool Chicago Bears, 1940-43  
 Miami Seahawks, 1946  
 Jim Price Los Angeles Rams, 1990-92  
 Dallas Cowboys, 1993-94

Bill Reid San Francisco 49ers, 1975  
 Terry Rennaker Seattle Seahawks, 1980  
 Konrad Reuland San Francisco 49ers, 2011  
 Bob Reynolds Detroit Lions, 1937-38  
 Jon Ritchie Oakland Raiders, 1998-2002  
 Philadelphia Eagles, 2003-04  
 Doug Rogers Atlanta Falcons, 1982-83  
 New England Patriots, 1983-84  
 T.J. Rushing Indianapolis Colts, 2006-09

Greg Sampson Houston Oilers, 1972-78  
 Reggie Sanderson Chicago Bears, 1973  
 Turk Schonert Cincinnati Bengals, 1980-85, '87-89  
 Atlanta Falcons, 1986

Kevin B. Scott San Diego Chargers, 1988  
 Dallas Cowboys, 1989  
 Kevin T. Scott Detroit Lions, 1991-95  
 Richard Sherman Seattle Seahawks, 2011  
 Jeff Siemon Minnesota Vikings, 1972-82  
 Mike Simone Denver Broncos, 1972-74  
 Alex Smith Tampa Bay Buccaneers, 2005-08  
 Philadelphia Eagles, 2009

Jack Smith Cleveland Browns, 2011  
 Philadelphia Eagles, 1942  
 Washington Redskins, 1943  
 Malcolm Snider Atlanta Falcons, 1969-71  
 Green Bay Packers, 1972-74

Donnie Spragan New Orleans Saints, 1999-2001  
 Denver Broncos, 2002-04  
 Miami Dolphins, 2005-06  
 Norm Standlee Chicago Bears, 1941  
 San Francisco 49ers, 1946-52

Steve Stenstrom Chicago Bears, 1995-98  
 San Francisco 49ers, 1999  
 Russell Stewart Seattle Seahawks, 2001-02  
 Roger Stillwell Chicago Bears, 1975-77  
 Will Svitek Kansas City Chiefs, 2005-07  
 Atlanta Falcons, 2009-11

Pete Swanson Kansas City Chiefs, 1997-98  
 San Francisco 49ers, 1999  
 St. Louis Rams, 2000

Chuck Taylor Miami Seahawks, 1946  
 Steve Thurlow New York Giants, 1964-66  
 Washington Redskins, 1966-68

Dave Tipton New York Giants, 1971-73  
 San Diego Chargers, 1974-75  
 Seattle Seahawks, 1976  
 Leigh Torrence Atlanta Falcons, 2005  
 Washington Redskins, 2006-07  
 New Orleans Saints, 2008-11  
 Lou Tsoutsouvas Pittsburgh Steelers, 1938  
 Andre Tyler Tampa Bay Buccaneers, 1982-83

Tommy Vardell Cleveland Browns, 1992-95  
 San Francisco 49ers, 1996  
 Detroit Lions, 1997-98  
 San Francisco 49ers, 1999

Randy Vataha New England Patriots, 1971-76  
 Green Bay Packers, 1977  
 Garin Veris New England Patriots, 1985-92  
 San Francisco 49ers, 1993  
 Chicago Bears, 1945

Chris Walsh Buffalo Bills, 1992-93  
 Minnesota Vikings, 1994-2002  
 Troy Walters Minnesota Vikings, 2000-01  
 Indianapolis Colts, 2002-05  
 Arizona Cardinals, 2006

Gene Washington Detroit Lions, 2007  
 San Francisco 49ers, 1969-77  
 Detroit Lions, 1978-79  
 Ryan Wetnight Chicago Bears, 1993-99  
 Green Bay Packers, 2000

Ryan Whalen Cincinnati Bengals, 2011  
 Bob White San Francisco 49ers, 1951-52  
 Cleveland Browns, 1955  
 Baltimore Colts, 1955

Bob Whitfield Atlanta Falcons, 1992-2003  
 Jacksonville Jaguars, 2004  
 New York Giants, 2005-06  
 Paul Wiggins Cleveland Browns, 1957-67  
 John Wilbur Dallas Cowboys, 1966-69  
 Los Angeles Rams, 1970  
 Washington Redskins, 1971-73

Tank Williams Tennessee Titans, 2002-05  
 Minnesota Vikings, 2006-07  
 Vaughn Williams Indianapolis Colts, 1984  
 San Francisco 49ers, 1986

Stanley Wilson Detroit Lions, 2005-07  
 Gary Wimmer Seattle Seahawks, 1983  
 Coy Wire Buffalo Bills, 2002-07  
 Atlanta Falcons, 2008-10

Kailee Wong Minnesota Vikings, 1998-2001  
 Houston Texans, 2002-06  
 Dave Wyman Seattle Seahawks, 1987-92  
 Denver Broncos, 1993-96



Sione Fua

Leigh Torrence

Darrin Nelson

Thomas Keiser

## Stanford's Year-By-Year NFL Draft Picks

### 2013

Player	Team	Round
Zach Ertz, TE	Philadelphia	2nd
Levine Toilolo, TE	Atlanta	4th
Stepfan Taylor, RB	Arizona	5th

### 2012

Andrew Luck, QB	Indianapolis	1st
David DeCastro, OG	Pittsburgh	1st
Coby Fleener, TE	Indianapolis	2nd
Jonathan Martin, OT	Miami	2nd

### 2011

Sione Fua, DT	Carolina Panthers	3rd
Owen Marecic, FB	Cleveland Browns	4th
Richard Sherman, DB	Seattle Seahawks	5th
Ryan Whalen, WR	Cincinnati Bengals	6th

### 2010

Toby Gerhart, RB	Minnesota Vikings	2nd
Jim Dray, TE	Arizona Cardinals	7th
Erik Lorig, DE	Tampa Bay Buccaneers	7th

### 2007

Trent Edwards, QB	Buffalo Bills	3rd
Michael Okwo, LB	Chicago Bears	3rd
Brandon Harrison, S	Houston Texans	5th

### 2006

Jon Alston, OLB	St. Louis Rams	3rd
Julian Jenkins, DE	Tampa Bay Buccaneers	5th
Babatunde Oshinowo, NT	Cleveland Browns	6th
T.J. Rushing, CB	Indianapolis Colts	7th

### 2005

Oshiomogho Atogwe, FS	St. Louis Rams	3rd
Alex Smith, TE	Tampa Bay Buccaneers	3rd
Stanley Wilson, CB	Detroit Lions	3rd
Jared Newberry, OLB	Washington Redskins	6th
Will Svitek, DE	Kansas City Chiefs	6th
David Bergeron, ILB	Philadelphia Eagles	6th

### 2004

Amon Gordon, DT	Cleveland Browns	5th
Kirk Chambers, OT	Cleveland Browns	6th
Drew Caylor, C	Pittsburgh Steelers	6th

### 2003

Kwame Harris, OT	San Francisco 49ers	1st
Teyo Johnson, WR	Oakland Raiders	2nd
Colin Branch, S	Carolina Panthers	4th
Casey Moore, FB	Carolina Panthers	7th

### 2002

Tank Williams, S	Tennessee Titans	2nd
Coy Wire, S	Buffalo Bills	3rd
Randy Fasani, QB	Carolina Panthers	5th
Brian Allen, RB	Indianapolis Colts	6th
Eric Heitmann, OG	San Francisco 49ers	7th
Zack Quaccia, C	Tampa Bay Buccaneers	7th

### 2001

Willie Howard, DT	Minnesota Vikings	2nd
Riall Johnson, OLB	Cincinnati Bengals	6th

### 2000

Troy Walters, FL	Minnesota Vikings	5th
Todd Husak, QB	Washington Redskins	6th

### 1998


Kailee Wong, DE	Minnesota Vikings	2nd
Jon Ritchie, FB	Oakland Raiders	3rd
Chris Draft, ILB	Chicago Bears	6th
Carl Hansen, DT	Seattle Seahawks	6th
Jon Haskins, ILB	San Diego Chargers	7th

### 1997

Greg Clark, TE	San Francisco 49ers	3rd
Brad Badger, OG	Washington Redskins	5th
Brian Manning, FL	Miami Dolphins	6th
Nathan Parks, OT	Kansas City Chiefs	7th

### 1996

Jeff Buckley, OT	Miami Dolphins	7th
------------------	----------------	-----



*John Elway, a runner-up selection for the Heisman Trophy in 1982, was the first pick of the 1983 NFL Draft by the Baltimore Colts. He was then traded to Denver, where he led the Broncos to three Super Bowl titles. He was inducted into the Pro Football Hall of Fame in 2004.*

## Stanford's First Round Selections

Stanford has had 228 players drafted by professional football teams since 1936 with 20 players selected in the first round.

Player	Year	Pick	Team
Pete Kmetovic, RB	1942	3rd	Eagles
Frankie Albert, QB	1942	10th	Bears
<b>Bobby Garrett, QB</b>	<b>1954</b>	<b>1st</b>	<b>Browns</b>
John Brodie, QB	1957	2nd	49ers
Gene Washington, WR	1969	16th	49ers
<b>Jim Plunkett, QB</b>	<b>1971</b>	<b>1st</b>	<b>Patriots</b>
Greg Sampson, DT	1972	6th	Oilers
Jeff Siemon, LB	1972	10th	Vikings
James Lofton, WR	1978	6th	Packers
Gordon King, OT	1978	10th	Giants
Brian Holloway, OT	1981	19th	Patriots
Darrin Nelson, RB	1982	7th	Vikings
<b>John Elway, QB</b>	<b>1983</b>	<b>1st</b>	<b>Colts</b>
Brad Muster, FB	1988	23rd	Bears
Bob Whitfield, OT	1992	8th	Falcons
Tommy Vardell, FB	1992	9th	Browns
Darrien Gordon, CB	1993	22nd	Chargers
Kwame Harris, OT	2003	26th	49ers
<b>Andrew Luck, QB</b>	<b>2012</b>	<b>1st</b>	<b>Colts</b>
David DeCastro	2012	24th	Steelers

**Bold indicates first overall pick in draft**



**1995**

Justin Armour, WR..... Buffalo Bills ..... 4th  
 Tony Cline, TE ..... Buffalo Bills ..... 4th  
 Steve Stenstrom, QB ..... Kansas City Chiefs ..... 4th  
 Jason Fisk, NT ..... Minnesota Vikings ..... 7th

**1994**

Vaughn Bryant, CB ..... Detroit Lions ..... 4th

**1993**

Darrien Gordon, CB ..... San Diego Chargers ..... 1st  
 Glyn Milburn, RB ..... Denver Broncos ..... 2nd  
 John Lynch, DB ..... Tampa Bay Buccaneers ..... 3rd  
 Ron George, OLB ..... Atlanta Falcons ..... 5th  
 Chris Dalman, C ..... San Francisco 49ers ..... 6th

**1992**

Bob Whitfield, OT ..... Atlanta Falcons ..... 1st  
 Tommy Vardell, FB ..... Cleveland Browns ..... 1st  
 Chris Walsh, WR ..... Buffalo Bills ..... 9th  
 Turner Baur, TE ..... New England Patriots ..... 10th

**1991**

Ed McCaffrey, WR ..... New York Giants ..... 3rd  
 Kevin T. Scott, CB ..... Detroit Lions ..... 4th

**1990**

Alan Grant, CB/PR..... Indianapolis Colts ..... 4th  
 Rob Hinckley, LB ..... New York Giants ..... 4th  
 Lester Archambeau, DT..... Green Bay Packers ..... 7th

**1989**

Andy Sinclair, C/OG ..... San Francisco 49ers ..... 10th

**1988**

Brad Muster, RB ..... Chicago Bears ..... 1st  
 Jeff James, WR ..... Detroit Lions ..... 7th

**1987**

Dave Wyman, LB ..... Seattle Seahawks ..... 2nd  
 Thomas Henley, WR ..... New Orleans Saints ..... 6th  
 Tony Leiker, DT ..... Green Bay Packers ..... 7th  
 Toi Cook, CB ..... New Orleans Saints ..... 8th  
 John Paye, QB ..... San Francisco 49ers ..... 10th

**1986**

Greg Baty, TE ..... New England Patriots ..... 8th

**1985**

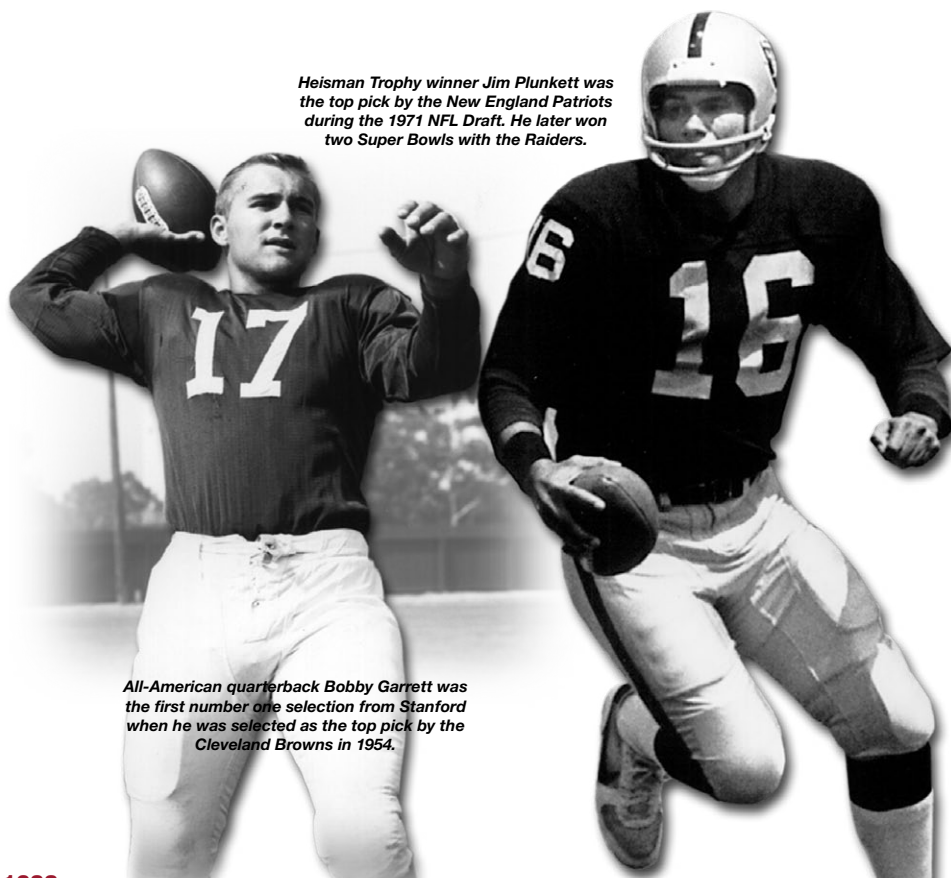
Garin Veris, DE ..... New England Patriots ..... 2nd  
 Tom Briehl, LB ..... Houston Oilers ..... 4th  
 Emile Harry, WR ..... Atlanta Falcons ..... 4th  
 Jeff Deaton, OL ..... New York Jets ..... 6th  
 Matt Moran, OL ..... Dallas Cowboys ..... 6th  
 Brent Martin, C ..... Atlanta Falcons ..... 10th

**1984**

Eric Mullins, WR ..... Houston Oilers ..... 6th

**1983**

John Elway, QB ..... Baltimore Colts ..... 1st  
 Chris Dressel, TE ..... Houston Oilers ..... 3rd  
 Vincent White, RB ..... New York Jets ..... 6th  
 Mike Dotterer, RB ..... Los Angeles Raiders ..... 8th  
 Chris Rose, OT ..... Baltimore Colts ..... 9th



Heisman Trophy winner Jim Plunkett was the top pick by the New England Patriots during the 1971 NFL Draft. He later won two Super Bowls with the Raiders.

All-American quarterback Bobby Garrett was the first number one selection from Stanford when he was selected as the top pick by the Cleveland Browns in 1954.

**1982**

Darrin Nelson, HB ..... Minnesota Vikings ..... 1st  
 Doug Rogers, DT ..... Atlanta Falcons ..... 2nd  
 Andre Tyler, SE ..... Tampa Bay Buccaneers ..... 6th  
 John Macaulay, C ..... Green Bay Packers ..... 11th

**1981**

Brian Holloway, OT ..... New England Patriots ..... 1st  
 Ken Margerum, WR ..... Chicago Bears ..... 3rd  
 Ken Naber, K ..... New England Patriots ..... 8th

**1980**

Andre Hines, OT ..... Seattle Seahawks ..... 2nd  
 Chuck Evans, DT ..... New Orleans Saints ..... 8th  
 Turk Schonert, QB ..... Chicago Bears ..... 9th

**1979**

Steve Dils, QB ..... Minnesota Vikings ..... 4th  
 Phil Francis, FB ..... San Francisco 49ers ..... 7th

**1978**

James Lofton, WR ..... Green Bay Packers ..... 1st  
 Gordon King, OT ..... New York Giants ..... 1st  
 Guy Benjamin, QB ..... Miami Dolphins ..... 2nd  
 Bill Kellar, WR ..... Kansas City Chiefs ..... 7th

**1977**

Tony Hill, WR ..... Dallas Cowboys ..... 3rd  
 Duncan McColl, DE ..... Washington Redskins ..... 4th  
 Mike Michel, K ..... Miami Dolphins ..... 5th  
 Gary Anderson, OT ..... Detroit Lions ..... 10th  
 Mike Cordova, QB ..... Philadelphia Eagles ..... 11th

**1976**

Geb Church, LB ..... Los Angeles Rams ..... 9th  
 Todd Anderson, C/OT ..... New England Patriots ..... 17th

**1975**

Pat Donovan, DE ..... Dallas Cowboys ..... 4th  
 Roger Stillwell, DE ..... Chicago Bears ..... 9th  
 Gordy Riegel, LB ..... Los Angeles Rams ..... 10th  
 Keith Rowen, OT ..... Philadelphia Eagles ..... 11th  
 John Snider, LB ..... Kansas City Chiefs ..... 13th  
 Scott Laidlaw, FB ..... Dallas Cowboys ..... 14th

**1974**

Mike Boryla, QB ..... Cincinnati Bengals ..... 4th  
 James Ferguson, DB ..... Minnesota Vikings ..... 5th  
 John Winesberry, RB ..... Denver Broncos ..... 6th  
 Rod Garcia, PK ..... Oakland Raiders ..... 7th  
 Randy Polt, SS ..... Minnesota Vikings ..... 12th  
 Dave Ottmar, QB/P ..... Los Angeles Rams ..... 16th

**1973**

Jim Merlo, LB ..... New Orleans Saints ..... 4th  
 Mike Askea, OT ..... Denver Broncos ..... 7th  
 Roger Cowan, DE ..... Pittsburgh Steelers ..... 14th

**1972**

Greg Sampson, DT ..... Houston Oilers ..... 1st  
 Jeff Siemon, LB ..... Minnesota Vikings ..... 1st  
 Pete Lazetich, DG ..... San Diego Chargers ..... 2nd  
 Jackie Brown, RB ..... Oakland Raiders ..... 8th  
 Don Bunce, QB ..... Washington Redskins ..... 12th  
 Larry Butler, DG ..... Atlanta Falcons ..... 16th

**1971**

Jim Plunkett, QB ..... New England Patriots ..... 1st  
 Dave Tipton, DT ..... New York Giants ..... 4th  
 Bob Moore, TE ..... Oakland Raiders ..... 5th  
 Ron Kadziel, OLB ..... Dallas Cowboys ..... 5th  
 Randy Vataha, FL ..... Los Angeles Rams ..... 17th

## 1970

Don Parish, LB.....	St. Louis Cardinals	4th
Bob Reinhard, OG.....	Green Bay Packers	9th
Bubba Brown, HB.....	Pittsburgh Steelers	10th
Dave Sharp, OT.....	Houston Oilers	15th

## 1969

Gene Washington, WR.....	San Francisco 49ers	1st
George Buehler, TE.....	Oakland Raiders	2nd
Malcolm Snider, T.....	Atlanta Falcons	3rd
Bill Nicholson, T.....	Chicago Bears	6th
Bill Shoemaker, HB/PK.....	Cincinnati Bengals	15th

## 1968

Blaine Nye, E.....	Dallas Cowboys	5th
--------------------	----------------	-----

## 1967

Dave Lewis, QB.....	New York Giants	5th
Mike Hibler, T.....	Oakland Raiders	5th
Tim Sheehan, C.....	Houston Oilers	10th

## 1966 NFL

Gary Pettigrew, E.....	Philadelphia Eagles	2nd
------------------------	---------------------	-----

## 1966 AFL

Gary Pettigrew, E.....	San Diego Chargers	6th
Craig Ritchey, HB.....	Oakland Raiders	16th

## 1966 AFL Redshirt

John Mason, E.....	Denver Broncos	7th
Bill Ogle, T.....	Kansas City Chiefs	7th

## 1965 NFL

Jack Chapple, G.....	San Francisco 49ers	3rd
Bob Howard, E.....	Pittsburgh Steelers	17th

## 1965 AFL

Jack Chapple, G.....	Kansas City Chiefs	2nd
Bob Howard, E.....	Kansas City Chiefs	10th
Braden Beck, E.....	San Diego Chargers	19th

## 1965 AFL Redshirt

John Wilbur, G.....	Kansas City Chiefs	6th
---------------------	--------------------	-----

## 1964 NFL

Steve Thurlow, H/QB.....	New York Giants	2nd
Bob Nichols, T.....	Pittsburgh Steelers	9th
Dick Leeuwenburg, T.....	Chicago Bears	11th
Marvin Harris, C.....	Los Angeles Rams	13th

## 1964 AFL

Dick Leeuwenburg, T.....	Houston Oilers	17th
Bob Nichols, T.....	Houston Oilers	18th

## 1963 NFL

Carlton Simons, C.....	Green Bay Packers	4th
Frank Atkinson, T.....	Pittsburgh Steelers	8th
Al Hildebrand, T.....	Los Angeles Rams	13th

## 1963 AFL

Carlton Simons, C.....	Denver Broncos	24th
Al Hildebrand, T.....	Houston Oilers	27th

## 1961 AFL

Dick Norman, QB.....	Oakland Raiders	5th
Dean Hinshaw, T.....	Oakland Raiders	26th
Bill Face, F.....	Oakland Raiders	30th

## 1960 NFL

Dick Norman, QB.....	Chicago Bears	5th
Chris Burford, E.....	Cleveland Browns	9th
Dean Hinshaw, T.....	San Francisco 49ers	13th

## 1959

Chris Plain, T.....	Chicago Bears	19th
---------------------	---------------	------

## 1957

John Brodie, QB.....	San Francisco 49ers	1st
Paul Camera, HB.....	Cleveland Browns	4th

## 1956

Paul Wiggin, T.....	Cleveland Browns	6th
Jerry Gustafson, QB.....	San Francisco 49ers	27th

## 1955

Don Sanders, QB.....	San Francisco 49ers	28th
----------------------	---------------------	------

## 1954

Bobby Garrett, QB.....	Cleveland Browns	1st
John Steinberg, E.....	New York Giants	10th
Sam Morley, E.....	Washington Redskins	20th
Marv Tennefoss, E.....	Green Bay Packers	24th

## 1953

Bob Mathias, F.....	Washington Redskins	30th
---------------------	---------------------	------

## 1952

Bill McColl, E.....	Chicago Bears	3rd
Bob Meyers, F.....	San Francisco 49ers	16th
Dick Horn, QB.....	Dallas Texans	17th
Harry Hugasian, HB.....	Dallas Texans	22nd

## 1951

Bruce Van Alstyne, E.....	San Francisco 49ers	9th
---------------------------	---------------------	-----

## 1950

Robert Andrews, QB.....	Chicago Bears	18th
Bill De Young, F.....	New York Bulldogs	24th

## 1948 NFL

George Quist, HB.....	Detroit Lions	2nd
Robert Andrews, QB.....	Washington Redskins	7th

## 1947 AAFC

Lloyd Merriman, F.....	Los Angeles Dons	3rd
------------------------	------------------	-----

## 1947 NFL

Lloyd Merriman, F.....	Chicago Bears	3rd
Bill Hachten, G.....	New York Giants	11th
Charley Wakefield, T.....	Philadelphia Eagles	26th
Lynn Brownson, QB.....	Washington Redskins	27th

## 1946

Al Hoisch, HB.....	Chicago Bears	23rd
--------------------	---------------	------

## 1945

Bill Shipkey, F.....	Washington Redskins	18th
Jim McCuray.....	Washington Redskins	22nd
Bob Hall, E.....	Philadelphia Eagles	23rd
Doug Graham.....	New York Giants	24th

## 1944

Loren La Prade, G.....	Philadelphia Eagles	2nd
Buck Fawcett, E.....	Chicago Bears	6th
Fred Boensch, T.....	Cleveland Browns	7th
Bill Joslyn.....	Washington Redskins	10th
Jim Cox, T.....	Green Bay Packers	19th
Bob Frisbee, HB.....	Philadelphia Eagles	23rd

## 1943

Ed Stamm, T.....	Chicago Bears	3rd
Chuck Taylor, G.....	Cleveland Browns	4th
Milt Vucinich, FB.....	Chicago Bears	5th
Bruno Banducci, T.....	Philadelphia Eagles	6th
Ray Hammett, RB.....	Chicago Bears	9th
Henry Norberg, E.....	Chicago Bears	16th

## 1942

Pete Kmetovic, HB.....	Philadelphia Eagles	1st
Frankie Albert, QB.....	Chicago Bears	1st
Vic Lindskog, C.....	Philadelphia Eagles	2nd
Fred Meyer, E.....	Philadelphia Eagles	12th
Arnold Meiners, E.....	Philadelphia Eagles	17th

## 1941

Norm Standlee, FB.....	Chicago Bears	2nd
Hugh Gallameau, HB.....	Chicago Bears	4th

## 1940

Hampton Pool, QB/G.....	Chicago Bears	7th
Stan Anderson, T.....	Chicago Cardinals	12th

## 1939

Pete Zager, T/G.....	New York Giants	6th
Tony Calvelli, C.....	Detroit Lions	9th
Bill Paulman, QB.....	New York Giants	17th

## 1936

Keith Topping, E.....	Boston Patriots	2nd
Wes Muller, C.....	Philadelphia Eagles	3rd
Bobby Grayson, FB.....	Pittsburgh Steelers	3rd
Bob Reynolds, T.....	Green Bay Packers	6th
Bones Hamilton, HB.....	Brooklyn Dodgers	8th
Monk Moscrip, E.....	Brooklyn Dodgers	9th
Neils Larsen, T.....	Chicago Cardinals	9th



T.J. Rushing

## Stanford in the Super Bowl

Super Bowl By The Numbers

- 59** Super Bowl appearances by Stanford players
- 34** Number of Stanford players who played in the Super Bowl
- 18** Former Stanford coaches have coached in the Super Bowl (Four head coaches)
- 13** Stanford players have appeared in at least two Super Bowls
- 5** John Elway played in five Super Bowls
- 4** Stanford quarterbacks on Super Bowl rosters
- 2** Super Bowl MVPs



Super Bowl MVP John Elway led Denver to five Super Bowls, including back-to-back titles.

T.J. Rushing played in Super Bowl XLI for the Colts.

Jim Plunkett was named Super Bowl MVP after leading the Raiders to the Super Bowl XVIII title.

Buccaneer John Lynch celebrates at Super Bowl XXXVII.

Pro Football Hall-of-Famer Bill Walsh took the San Francisco 49ers to three Super Bowl titles during his coaching tenure.

WR Ed McCaffrey is one of several Stanford alums who have won Super Bowls with two teams (49ers, Broncos).

### Stanford Players in the Super Bowl

Name, Position	Team	Super Bowl
Lester Archambeau, DE	Atlanta Falcons	XXXIII
Brad Badger, OT	Oakland Raiders	XXXVII
Benny Barnes, CB	Dallas Cowboys	X, XII, XIII
Guy Benjamin, QB	San Francisco 49ers	XVI
George Buehler, G	Oakland Raiders	XI
Chris Burford, TE	Kansas City Chiefs	I
Greg Comella, FB	New York Giants	XXXV
Toi Cook, CB	San Francisco 49ers	XXIX
Chris Dalman, C/G	San Francisco 49ers	XXIX
Pat Donovan, DT	Dallas Cowboys	X, XII, XIII
John Elway, QB	Denver Broncos	XVI, XXII, XXIV, XXXII, XXXIII
Jason Fisk, OT	Tennessee Titans	XXXIV
Darrien Gordon, CB	San Diego Chargers	XXIX
	Denver Broncos	XXXII, XXXIII
	Oakland Raiders	XXXVII
	Dallas Cowboys	XII, XIII
Tony Hill, WR	New England Patriots	XX
Brian Holloway, OT	Dallas Cowboys	XII, XIII
Scott Laidlaw, RB	Buffalo Bills	XXXV, XXXVI, XXXVII
James Lofton, WR	Tampa Bay Buccaneers	XXXVII
John Lynch, S	Chicago Bears	XX
Ken Margerum, WR	San Francisco 49ers	XXIX
Ed McCaffrey, WR	Denver Broncos	XXXII, XXXIII
	San Francisco 49ers	XVI, XIX
Milt McColl, LB	Dallas Cowboys	V, VI, X
Blaine Nye, OG	Oakland Raiders	XV
Jim Plunkett, QB	Los Angeles Raiders	XVIII
	Minnesota Vikings	IX
Randy Pofft, S	Denver Broncos	XII
	Oakland Raiders	XXXVII
Jon Ritchie, FB	Philadelphia Eagles	XXXIX
	Indianapolis Colts	XLI, XLIV
T.J. Rushing, QB	Cincinnati Bengals	XVI, XXIII
Turk Schonert, QB	Minnesota Vikings	VIII, IX, XI
Jeff Siemon, LB	New Orleans Saints	XLIV
Leigh Torrence, DB	New England Patriots	XX
Garin Veris, DE	Buffalo Bills	XXXVIII
Chris Walsh, WR	Atlanta Falcons	XXXIII
Bob Whitfield, OT	Washington Redskins	VII
John Wilbur, OG		

### Stanford Coaches in the Super Bowl

Phil Bengtson	Green Bay Packers	I, II
Brian Billick	Baltimore Ravens	XXXV*
Monte Clark	Miami Dolphins	VI, VII, VIII
Rod Dowhower	Washington Redskins	XXVI
Tim Drevno	San Francisco 49ers	XLVII
Vic Fangio	San Francisco 49ers	XLVII
Jim Fassel	New York Giants	XXXV
Bob Gambold	Denver Broncos	XII
Dennis Green	San Francisco 49ers	XXIII
Jim Harbaugh	San Francisco 49ers	XLVII*
Norbert Hecker	San Francisco 49ers	XVI, XIX
Tom Holmoe	San Francisco 49ers	XXIX
Greg Roman	San Francisco 49ers	XLVII
Rod Rust	New England Patriots	XX
George Siefert	San Francisco 49ers	XVI, XIX, XXIII, XXIV*, XXIX*
Willie Shaw	San Diego Chargers	XXIX
Dick Vermeil	Philadelphia Eagles	XV*
	St. Louis Rams	XXXIV*
Fred VonAppen	San Francisco 49ers	XIX, XXIII
Bill Walsh	San Francisco 49ers	XVI*, XIX*, XXIII*
Mike White	St. Louis Rams	XXXIV
*head coach		

## All-Time Assistant Coaches

Name	Years	Specialty
Alamar, Pete	2011-present	Special Teams Coordinator
Anderson, Jim	1981-83	Running Backs
Anderson, Lance	2007-present	Defensive Tackles/Outside Linebackers Recruiting Coordinator
Axman, Steve	1986	Offensive Line
Baer, Kent	1995-2001	Inside/Outside Linebackers (1995-01) Defensive Coordinator (1999-01)
Baldwin, Dave	1984-88	Tight Ends (1984) Wide Receivers (1985-88)
Banker, Mark	2002	Co-Defensive Coordinator/Secondary
Bengtson, Phil	1940-41, '46-50	Line
Bible, Dana	1995-97	Offensive Coordinator/Quarterbacks
Billick, Brian	1989-91	Wide Receivers/Tight Ends
Bloomgren, Mike	2011-present	Offensive Line/Andrew Luck Director of Offense
Borbely, Dave	1995-97	Offensive Line (Centers and Guards)
Boulware, Jay	2004	Running Backs
Brattan, Tom	1999-2000	Offensive Line (Centers and Guards)
Buh, Andy	2007-09	Linebackers Co-Defensive Coordinator (2008-09)
Charles, Russell	1977-79	Linebackers/Junior Varsity Coach (1977) Tight Ends (1978) Offensive Line (1979)
Christoff, A.J. "Andy"	1983, 2003-04, 2006	Defensive Coordinator (1983, 2004, 2006) Co-Defensive Coordinator/Secondary (2003)
Christiansen, Jack	1968-71	Linebackers (1968) Offensive Backfield (1969-70) Defensive Backs (1971)
Clark, Monte	1993-94	Offensive Line
Cosbie, Doug	1993-94	Offensive Line
Cox, James E.	1950	Assistant
Crook, Ron	2011-12	Tight Ends
Cross, Jack	1961-62	Assistant
Cubit, Bill	2003-04	Quarterbacks (2003-04) Offensive Coordinator (2004)
Cunningham, Gunther	1973-76	Freshmen Head Coach/Assistant (1973) Defensive Line (1974-76)
Currey, David W.	1971-76	Offensive Backs
Dalman, Chris	2007-08	Offensive Line
Denbrock, Mike	2001	Offensive Line (Tackles and Tight Ends)
DeSylvia, Terry G.	1967-69	Freshmen Head Coach/Assistant (1967) Defense (1968)/Assistant (1969)
Detwiler, Chuck	1980-82	Defensive Backs
Dickey, William J.	1971	Offensive Line
Diedrick, Bill	1998-2001	Offensive Coordinator/Quarterbacks
Dowhower, Rod	1977-78	Receivers
Drevno, Tim	2007-10	Tight Ends/Offensive Line
Durkin, D.J.	2007-09	Defensive Ends/Special Teams
Dutton, Bill	1979	Defensive Line
Elward, A. H. (Mal)	1946-56	Assistant
Everest, Andy	1958-62	Assistant
Fangio, Vic	2010	Defensive Coordinator
Fassel, Jim	1979-83	Running Backs (1979) Quarterbacks/Receivers (1980) Offensive Coordinator (1981-83)
Fehring, Dutch	1949-66	Assistant
Foerster, Chris	1988-91	Assistant/Offensive Line (1988-90) Special Teams (1991)
Frease, Don	1976	Assistant
Freeman, Tom	2005-06	Offensive Line Run Game Coordinator
Gagnon, Gary	1987-88	Tight Ends/Offensive Line (1987) Running Backs (1988)
Gambold, Bob	1963-71	Assistant (1963-67) Defense (1968-69) Defensive Backs (1970) Defensive Coordinator/Linebackers (1971)
Ghilotti, Robert V.	1950-58	Assistant
Gilmete, Jack	1986-89	Linebackers (1986) Outside Linebackers (1987-89)
Godden, John	1979	Inside Linebackers
Green, Denny	1977-78, '80	Running Backs (1977-78) Offensive Coordinator (1980)
Hackett, Nathaniel	2005	Specialists, Recruiting Coordinator
Hamilton, Bones	1940-41	Backfield
Hamilton, Pep	2010-12	Wide Receivers/Quarterbacks/ Offensive Coordinator/Andrew Luck Director of Offense
Hammerschmidt, Jeff	2006	Outside Linebackers/Special Teams
Hammett, Ray	1946-49	Assistant
Hampton, Russell E.	1966-67	Assistant
Handley, Ray	1972-73, '79-83	Linebackers (1972-73, 1979-80) Outside Linebackers (1981) Associate Head Coach (1982-83)
Harbaugh, Jack	1980-81	Defensive Coordinator
Hart, Randy	2010-present	Defensive Line
Harris, Bill	1995-98	Defensive Coordinator/Secondary
Hayes, Tom	2005	Defensive Coordinator/Secondary
Hecker, Norbert E.	1972-78	Defensive Coordinator/Defensive Line (1972-73) Defensive Coordinator/Linebackers (1974-76) Linebackers (1977-78)
Holmoe, Tom	1992-93	Secondary
Houck, Hudson	1972-75	Freshmen Head Coach/Assistant (1972) Offensive Line (1973-75)
Hunt, E. P. (Husky)	1940	Assistant
James, Dick	1980-82	Offensive Line (1980-82)
Jones, Robert A.	1963, '72	Freshmen Head Coach/Assistant (1963) Offensive Coordinator/Offensive Line (1972)
Kelly, David	2002-03	Associate Head Coach/Wide Receivers (2002) Associate Head Coach/Offensive Coordinator/Wide Receivers (2003)
Kerr, Larry	1984-88	Inside Linebackers (1984-85) Linebackers (1986) Inside Linebackers (1987-88)
Kettela, Peter P.	1972-76	Receivers
Kmetovic, Peter G.	1950-62	Assistant
Kofler, Otto	1985-88	Tight Ends (1985) Offensive Line/Tight Ends (1986-87) Outside Linebackers (1988)
Kotulski, David	2010-present	Inside Linebackers
Krause, Harry G. (Moose)	1948	Assistant
Lavan, Al	1979	Running Backs
Lawson, Jim	1940-41	Ends
Lindskog, Vic	1942	Assistant
Lovat, Tom	1977-79	Offensive Line
Lubick, Sonny	1985-88	Outside Linebackers (1985) Secondary (1986-88)
Lynn, George M.	1951-57	Assistant
Lynn, Ron	2008-09	Co-Defensive Coordinator/Assistant Head Coach
MacDuff, Larry	1980-83	Defensive Line (1980-81) Defensive Coordinator (1982) Defensive Line (1983)
Mannini, Dick	1984-89	Defensive Coordinator/Secondary (1984-85) Defensive Coordinator/Defensive Line (1986-88) Inside Linebackers (1989)
Margerum, Ken	2004	Wide Receivers
Mason, Derek	2010-present	Defensive Backs/Associate Head Coach/ Defensive Coordinator/Willie Shaw Director of Defense
McCartney, Max	1969-71	Assistant (1969) Defensive Line (1970-71)
McCarty, Peter	2002-03	Defensive Ends
McDonald, George	2004	Tight Ends
McDonnell, John	2001, 2005	Offensive Line/Centers and Guards (2001) Offensive Line/Tackles and Tight Ends (2005)
McKenna, Jack	1958	Assistant
McLaughlin, Leon	1959-65	Assistant
McMackin, Greg	1984	Outside Linebackers
Meister, Herman A.	1957-58	Assistant
Miles, Trent	2001	Wide Receivers
Moller, Chuck	1997-2000	Offensive Line (Tackles and Tight Ends)
Mora, James E.	1967	Assistant
Morton, Steve	2002-04	Offensive Line
Moses, Wayne	2002-03, 2005	Running Backs
Mosley, Earle	1997-98	Running Backs

Moultrie, Bill	1968-73	Defensive Backs (1968) Frosh Head Coach/Assistant (1969-71) Special Teams (1972-73)
Morris, Patrick	1995-96	Offensive Line (Tackles and Tight Ends)
Nelson, Mike	1990-91	Defensive Line
Nelson, Nate	2006	Recruiting Coordinator/Specialists
Nolan, Mike	1983	Inside Linebackers
Ottmar, Dave	1980-83	Tight Ends (1980-81) Running Backs/Tight Ends (1982) Wide Receivers (1983)
Patterson, Darrell	2005-06	Inside Linebackers
Peasley, Edward	1966-70	Assistant (1966-67) Defensive Line (1968-69) Linebackers (1970)
Polian, Brian	2010-11	Special Teams Coordinator
Preston, Buzz	1999-2001, 2006	Running Backs
Pritchard, Tavita	2013-present	Running Backs
Quinn, Tom	2002-05	Tight Ends/Special Teams Coordinator (2002) Tight Ends/Special Teams Coordinator Recruiting Coordinator (2003) Outside Linebackers/Special Teams (2004-05)
Ring, Bill	1992	Running Backs
Rison, Mose	1995-2000	Wide Receivers
Roman, Greg	2009-10	Tight Ends/Offensive Tackles Running Game Coordinator
Ruetz, Joseph H.	1951-56	Assistant
Rust, Rod	1963-66	Assistant
Samuel, Tony	1984-85	Defensive Line
Sams, Doug	2006	Offensive Line
Sanford, Mike	2011-present	Running Backs/Quarterback/Wide Receivers/Recruiting Coordinator
Schuhmann, Scott	1989-92	Offensive Line
Schuler, Denny	1999-2001	Defensive Backs
Schwartz, Marchmont	1940-41	Backfield
Seifert, George E.	1972-74, '77-79	Defensive Backs
Shafer, Scott	2007	Defensive Coordinator/Assistant Head Coach
Shaw, Bryan	1983	Tight Ends
Shaw, David	2007-10	Offensive Coordinator/Wide Receivers/ Running Backs
Shaw, Willie	1974-76, '89-91	Special Teams (1974) Defensive Backs (1975-76) Secondary (1989) Defensive Coordinator/Secondary (1990-91)
Shea, Terry	1992-94	Assistant Head Coach/Offensive Coordinator
Shipkey, Harry	1940-42	Frosh Head Coach/Assistant (1940-41) Line (1942)
Shurmur, Patrick	1998	Offensive Line
Single, Doug	1976-78	Offensive Line
Singler, Bill	1992-94	Special Teams (1992) Running Backs (1993-94)
Smith, Homer	1958-60	Frosh Head Coach/Assistant (1958-59) Assistant (1960)
Stamm, Ed	1946	Assistant
Stavely, Dan	1959-62	Assistant (1959) Frosh Head Coach/Assistant (1960-62)
Taggart, Willie	2007-09	Running Backs
Tarver, Jason	2011	Co-Defensive Coordinator/Inside Linebackers
Taylor, Chuck	1948-49	Frosh Head Coach/Assistant
Theeder, Roger	1968-71	Backs (1968-69) Receivers (1970) Quarterbacks/Running Backs (1971)
Thornhill, C.E.	1922-32	Line
Tipton, Dave	1989-2006	Outside Linebackers (1989-91) Defensive Line (1992-94, 2005-06) Defensive Interior Line Recruiting Coordinator (1995-2001) Defensive Tackles/Recruiting Coordinator (2002) Assistant Head Coach/ Defensive Tackles (2003-04)
Tolleson, Mike	1989-91	Inside Linebackers
Treadwell, Don	1995-96	Running Backs
Troppman, Jim	1968	Frosh Head Coach/Assistant
Turner, Keena	1992-94	Outside Linebackers
Turner, Morgan	2013-present	Tight Ends
Turner, Ron	1989-91	Offensive Coordinator/Quarterbacks

The 1965 coaching staff featured five future NFL head coaches in John Ralston, Mike White, Rod Rust, Bill Walsh and Dick Vermeil.



Vermeil, Richard A.	1965-68	Frosh Head Coach/Assistant (1965) Assistant (1966-67) Backfield (1968)
vonAppen, Fred	1977-78, '82,	Defensive Line (1977-78, '82) '89, '92-94 Defensive Coordinator/Defensive Line (1989) Defensive Coordinator Inside Linebackers ('92-94)
Walsh, Bill	1963-65	Assistant
Walsh, Jimmy	1984-87	Running Backs
Waters, Bob	1968	Receivers
Waugh, Tucker	2005-06	Wide Receivers
White, Clayton	2007-09	Defensive Backs
White, Mike	1964-71	Assistant (1964-67) Offensive Line (1968-70) Offensive Coordinator/Offensive Line (1971)
Wilcox, Francis	1942	Frosh Head Coach/Assistant
Williams, Frank	1963	Assistant
Williams, Tom	2002-04	Co-Defensive Coordinator/Linebackers (2002-03) Inside Linebackers (2004)
Williams, Vaughn	1994	Defensive Backs
Willingham, Tyrone	1989-91	Running Backs
Wilson, Mike	1992-94	Wide Receivers/Tight Ends
Yelovich, Tony	1984-85	Offensive Line
Zacharias, Phil	1995-2001	Defensive Ends/Special Teams

Complete information not available before 1940.

## All-Time Letterwinners

### A

Abena, Tim D., 1966, 67, 68  
 Abendschein, Jon, 1999  
 Abraham, Richard P., 1945, 50, 51  
 Abrams, Eric, 1992, 93, 94, 95  
 Adama, C.C., 1892  
 Adams, Doug, 1971, 72  
 Adams, Frederic L., 1917, 19, 20  
 Adams, P.A., 1897  
 Adams, Woodrow G., 1933, 34, 35  
 Afflerbaugh, Jack K., 1931, 32, 33  
 Aimonetti, Steve, 1980, 82, 83  
 Albert, Frankie, 1939, 40, 41  
 Albert, Seyon, 1990, 91, 92  
 Albertson, Kendall, 1928, 30, 31  
 Albertson, Macellus O., 1929, 30, 32  
 Albrecht, Craig, 2001, 02  
 Alexander, William F., 1969, 70  
 Allen, Brian, 1998, 99, 2000, 01  
 Allen, Ethan, 1992, 93, 94  
 Allen, Harold K., 1931, 32, 33  
 Allen, Jeff, 1995, 96, 97, 98  
 Allen, Rau, F., 1946, 47, 48, 49  
 Alston, Jon, 2002, 03, 04, 05  
 Alustiza, Alfonso, 1937  
 Alustiza, Frank, 1933, 34, 35  
 Alustiza, John, 1969  
 Alverado, Donald R., 1971, 72  
 Amajoyi, Chike, 2007, 08, 09, 10  
 Amanam, Usua, 2010, 11, 12  
 Anderson, E. Martin Jr., 1946, 47, 48  
 Anderson, Gary A., 1973, 74, 75, 76  
 Anderson, Henry, 2011, 12  
 Anderson, Kevin, 2012  
 Anderson, Ray, 1973, 74, 75  
 Anderson, Robert W., 1946, 47  
 Anderson, Stanley, 1932, 34  
 Anderson, Stanley, 1937, 38, 39  
 Anderson, Todd M., 1973, 74, 75  
 Anderson, Troy, 1988  
 Anderson, William E., 1976, 77, 78  
 Andrew, Mark S., 1984, 85  
 Andrews, Robert B. Jr., 1948, 49  
 Andrews, Robert W., 1942  
 Angove, Jerry C., 1955, 56  
 Anhalt, Eric, 1989, 90  
 Arch, Dennis J., 1966  
 Archambeau, Lester, 1986, 87, 88, 89  
 Armistead, Matt, 1987  
 Armitage, Matthew, 1952, 53, 54  
 Armour, Justin, 1991, 92, 93, 94  
 Armour, Merrill A., 1925  
 Armstrong, Calvin, 2003, 04, 05  
 Armstrong, Eric B., 1940, 41  
 Arnett, Richard W., 1920  
 Arrell, James L., 1910  
 Artman, Convin W., 1928, 29  
 Arvanetes, Louis G., 1979, 82  
 Askea, Michael V., 1971, 72  
 Asomugha, Chijioke, 2000, 01, 02  
 Atkins, LaMott, 1980  
 Atkinson, Franklin R., 1961, 62  
 Atkinson, Herbert D., 1954  
 Atkinson, Lucy B., 1974  
 Atogwe, Oshiomogho, 2001, 02, 03, 04  
 August, Peter, 1942, 46, 47  
 Austin, Brendon, 2012  
 Austin, Charles A., 1913, 14  
 Avant, Shaun R., 1983, 84  
 Avila, Estevan, 1989, 90, 91, 92  
 Awbrey, John C. (Craig), 1979, 80, 81  
 Awofadeju, Emmanuel, 2004, 05, 06, 07

### B

Babajian, Kenneth A., 1961, 62, 63  
 Backer, Phillip T., 1954  
 Bademosi, Johnson, 2008, 09, 10, 11


Badger, Brad, 1993, 94, 95, 96  
 Bailey, Jeff, 1992, 93  
 Bailey, Parker, 1991, 92, 93  
 Baird, Darran, 1987, 88, 89, 90  
 Baird, Kevin M., 1980, 81, 82, 83  
 Baker, George H., 1922, 23, 24  
 Baker, Phil H., 1930, 31  
 Baldwin, Doug, 2007, 08, 09, 10  
 Ballinger, Steven G., 1979  
 Banducci, Bruno, 1940, 41, 42  
 Banks, Gordon G., 1977, 78, 79  
 Bansbach, Louis P., 1900, 02, 03, 04  
 Barbee, Troy W. Jr., 1956, 57, 58  
 Bardin, William J., 1929, 30  
 Barker, Bruce C., 1975, 76, 77  
 Barnes, Benny J., 1970, 71  
 Barnes, John D., 1947, 48, 49  
 Barnes, Michael E., 1961  
 Barneson, Harold J., 1917  
 Barnhisel, Arthur H., 1892 (Spr.), 1892 (Fall)  
 Barnhisel, Walter B., 1901, 02  
 Barns, John W., 1983, 84, 85  
 Bartell, Max J., 1902  
 Barton, Jeffrey S., 1975, 76  
 Bart-Plange, Emmanuel, 1990, 91, 92  
 Bates, Kevin M., 1978, 79, 81, 82  
 Bates, William F., 1931, 32, 33  
 Batson, Brian, 1993, 94, 95, 96  
 Batson, Tyler, 1989, 90, 91, 92  
 Batson, Walter, 1987, 88, 89  
 Baty, Gregory J., 1983, 84, 85  
 Baumgartner, Edward C., 1910  
 Baumgartner, Joe, 1974, 75  
 Baur, Turner, 1988, 89, 91  
 Beale, Gregory A., 1968  
 Beall, David, 2003  
 Beatie, Jerome C., 1955, 56  
 Beck, Braden W., 1963, 64  
 Bedford, Charles B., 1977, 78, 79  
 Beedle, Dale D., 1935  
 Beeler, Chase, 2008, 09, 10  
 Belch, Derek, 2006, 07  
 Bell, J. Ainslie, 1946, 47  
 Benjamin, Guy E., 1974, 75, 76, 77  
 Benner, Sam, 1998, 99, 2000  
 Bennett, Darron, 1986  
 Benson, Boyd H., 1948, 49, 50  
 Bentler, Matt, 2010, 11  
 Bentrott, Bryan, 2004, 05  
 Berg, Chris, 1992, 93  
 Berg, Richard L., 1963, 64  
 Bergen, Max, 2008, 09, 10, 11  
 Bergeron, David, 2002, 03, 04  
 Bergren, John D., 1980, 81, 82, 83  
 Berghold, Rudy G., 1973, 74  
 Bernard, Harold, 2009, 10, 11, 12  
 Bernharad, Harvey H., 1942, 46  
 Berry, Herbie, 1989, 90  
 Berry, Robert M., 1972  
 Berryman, Robert P., 1946  
 Bessey, John D., 1959, 60  
 Betts, Forrest A., 1917, 19, 21  
 Bickel, John H., 1951  
 Bickenbach, Lee P., 1941  
 Bigelow, Windsor D., 1931  
 Bigloe, David C., 1898  
 Bihlman, George H., 1914, 16, 17, 19  
 Biselli, Mike, 1999, 2000, 01  
 Bittner, Robert B., 1966, 67, 68  
 Black, Robert H., 1934, 35  
 Blackburn, J. Ramsey, 1975, 76  
 Blackhurst, Cooper, 2000, 01, 02, 03  
 Blackstone, Bruce G., 1972, 73  
 Blaisdell, Jeff, 1988  
 Blanchard, John G. (Doc), 1972, 73, 74  
 Blanchard, Marcus, 1898  
 Blanche, Robert N., 1976  
 Blase, Roland R., 1913, 14

Blunt, Robert L., 1964, 65, 66  
 Boden, Roger, 1993  
 Boensch, Fred M., 1942, 46  
 Bogue, George R., 1924, 25, 26  
 Bogue, Harris D., 1929, 30  
 Bolin, David M., 1979  
 Bond, John E., 1957, 58, 59  
 Bonetti, John E., 1950, 51  
 Bonifas, Kris, 2002, 04, 05  
 Bonnell, Dillon, 2012  
 Bonney, Fred L., 1919  
 Booker, Cory, 1989, 90  
 Bookman, Anthony, 1994, 95, 96, 97  
 Borchard, Joe, 1998, 99  
 Borda, Richard J., 1952  
 Boren, Frank H., 1899  
 Borkowski, Matt, 1989, 90  
 Boruck, Holbrook M., 1949  
 Boryla, Michael J., 1971, 72, 73  
 Boughton, Robert S., 1972  
 Boulware, George L., 1919  
 Bowe, Patrick E., 1977, 78, 79  
 Bowe, Patrick, 2007  
 Bowers, Richard L., 1958, 59  
 Bowman, Caleb, 2000, 02  
 Boxold, James D. (Bo), 1977, 78  
 Braden, Joseph R., 1914, 15, 16  
 Bradford, Mark, 2003, 04, 05, 06, 07  
 Bragonier, Dennis S., 1971, 72  
 Braheny, J. William, 1938, 39  
 Branch, Colin, 1999, 2000, 01, 02  
 Brandin, Alf E., 1934, 35  
 Brazel, Charles W., 1952  
 Breen, Paul, 1972, 73  
 Brenner, John M., 1938  
 Brewer, Mikal, 2004, 05, 06, 07  
 Briehl, Tom M., 1982, 83, 84  
 Briggs, Jerome C., 1892 (Spr.), 1892 (Fall)  
 Brigham, Samuel T.J., 1936, 37  
 Brill, John Marty, 1965, 66, 67  
 Brock, Emory, 1997, 98, 99, 2000  
 Brockberg, John, 1993  
 Broderick, John R., 1950, 51, 52  
 Brodie, John R., 1954, 55, 56  
 Bronstein, Howard S., 1933  
 Brooks, Irving L., 1921  
 Broome, Richard D., 1949, 50  
 Broughton, Gregory J., 1966, 67, 68  
 Brown, David E., 1942, 46  
 Brown, Delos E., 1962, 64, 65  
 Brown, Floyd C., 1907, 09, 10, 11  
 Brown, Hartwell, 1990, 91  
 Brown, Isaiah (Bubba), 1968, 69  
 Brown, Jackie R., 1969, 70, 71  
 Brown, James A., 1978, 79, 80  
 Brown, Mark W., 1969  
 Brown, Robert L., 1969  
 Brown, Steven L., 1983  
 Brown, Terrence, 2010, 11, 12  
 Browning, Barry, 2010, 11, 12  
 Brownson, Lynn J., 1946  
 Brubaker, E. William, 1942  
 Bryan, Robert E., 1950  
 Bryant, Vaughn, 1990, 91, 92, 93  
 Buckley, Jeff, 1992, 93, 94, 95  
 Buckley, Frederick O., 1984, 85  
 Buckley, Mike, 1992  
 Budge, Hamilton W., 1947, 48  
 Buidinger, Stephen M., 1977, 78  
 Buehler, Charles E., 1960, 61, 62  
 Buehler, George S., 1966, 67, 68  
 Bulcke, Brian, 2007, 08, 09, 10  
 Bunce, Donald R., 1969, 70, 71  
 Bunyard, Guy G., 1985, 86  
 Burch, Frederick W., 1977, 78  
 Burcham, Keith G., 1977, 78, 79  
 Burford, Christopher W., 1957, 58, 59  
 Burget, Bill G., 1956  
 Burke, Edward W. Jr., 1946, 47

Burke, Mike, 1998  
 Burke, Thomas R., 1961, 63  
 Burke, William, 1929  
 Burkland, Phil V., 1957, 59  
 Burnett, Brady F., 1893  
 Burnett, William W., 1897, 99, 1900  
 Burns, William S., 1914  
 Burriss, Eli, 1996, 97  
 Bush, Clarence E., 1930  
 Bush, Ronald J., 1952, 53, 54  
 Butler, Charles W., 1961  
 Butler, John R., 1959, 60, 61  
 Butler, Lawrence A., 1970, 71  
 Butt, Dale I., 1919  
 Butterfield, Hayden G., 1904  
 Butterfield, Mark, 1992, 93, 94, 95  
 Byers, Dan, 1990, 91  
 Byrd, Jeff, 1995, 96, 97  
 Byrer, James W., 1957, 58

### C

Caddel, Ernest W. Jr., 1930, 31, 32  
 Cadwalder, Theodore R., 1907, 08  
 Caffall, Mark, 1942  
 Caglieri, Guido G., 1929, 30  
 Cain, Joseph, 1983, 84  
 Cairns, Walter S., 1899  
 Cajuste, Devon, 2012  
 Calfree, Tsar N. Jr., 1950, 51  
 Callihan, Lance, 2012  
 Callaway, Claude P., 1933, 34, 35  
 Calomese, David, 1992  
 Calvelli, Anthony, 1936, 37, 38  
 Camarillo, Greg, 2002, 03, 04  
 Camera, Paul C., 1955, 56  
 Caren, Paul, 1972, 73  
 Campbell, Don L., 1947, 48  
 Campbell, Floyd P., 1919  
 Campbell, Fred, 2006, 07  
 Campbell, Gordon, 1931, 32, 33  
 Campbell, Howard F., 1917, 19, 20  
 Campbell, John D., 1921, 22, 23  
 Campbell, William E., 1895  
 Carder, Emory, 1992, 93, 94, 95  
 Cardinali, Ray A., 1974, 75, 76, 77  
 Carle, Nathaniel A., 1895, 96, 97  
 Carlie, John R., 1954, 55, 56  
 Bronstein, Howard S., 1933  
 Brooks, Irving L., 1921  
 Broome, Richard D., 1949, 50  
 Broughton, Gregory J., 1966, 67, 68  
 Brown, David E., 1942, 46  
 Brown, Delos E., 1962, 64, 65  
 Brown, Floyd C., 1907, 09, 10, 11  
 Brown, Hartwell, 1990, 91  
 Brown, Isaiah (Bubba), 1968, 69  
 Brown, Jackie R., 1969, 70, 71  
 Brown, James A., 1978, 79, 80  
 Brown, Mark W., 1969  
 Brown, Robert L., 1969  
 Brown, Steven L., 1983  
 Brown, Terrence, 2010, 11, 12  
 Browning, Barry, 2010, 11, 12  
 Brownson, Lynn J., 1946  
 Brubaker, E. William, 1942  
 Bryan, Robert E., 1950  
 Bryant, Vaughn, 1990, 91, 92, 93  
 Buckley, Jeff, 1992, 93, 94, 95  
 Buckley, Frederick O., 1984, 85  
 Buckley, Mike, 1992  
 Budge, Hamilton W., 1947, 48  
 Buidinger, Stephen M., 1977, 78  
 Buehler, Charles E., 1960, 61, 62  
 Buehler, George S., 1966, 67, 68  
 Bulcke, Brian, 2007, 08, 09, 10  
 Bunce, Donald R., 1969, 70, 71  
 Bunyard, Guy G., 1985, 86  
 Burch, Frederick W., 1977, 78  
 Burcham, Keith G., 1977, 78, 79  
 Burford, Christopher W., 1957, 58, 59  
 Burget, Bill G., 1956  
 Burke, Edward W. Jr., 1946, 47



**Toi Cook**

Clark, Greg, 1995, 96  
 Clark, John B., 1956, 57  
 Clark, John E., 1934, 36, 38  
 Clark, John V., 1947  
 Clark, Philip L., 1919  
 Clark, William N., 1929, 30  
 Clay, Roger A., 1965  
 Cleaveland, Norman, 1922, 23, 24  
 Clemans, Carl L., 1892 (Spr.), 1892 (Fall)  
 Cline, Tony, 1992, 93, 94  
 Clinton, Edgar M., 1898  
 Clover, Philip P., 1913, 14  
 Clover, Preston, 2004, 05, 06  
 Clymer, James J., 1980, 81, 82, 83  
 Cobb, Garry, 2001, 02  
 Cochran, Jon, 2003, 04, 05, 06  
 Cochran, Guy H., 1892, 93, 94, 95  
 Code, Thomas K., 1892 (Spr.), 1892 (Fall), 93, 95  
 Coffin, Robbie L., 1985, 86, 87, 88  
 Coffis, James T., 1935, 36, 37  
 Coker, Charles M., 1947  
 Colberg, Kent S., 1962, 63  
 Coldiron, Gene D., 1937, 38, 39  
 Cole, Alfred W., 1940, 41  
 Colhower, Kurt H., 1984, 85, 86, 87  
 Coleman, Richard R., 1916  
 Collins, Charles D., 1980  
 Colvin, Donald L., 1930, 31, 32  
 Combs, Evan, 2002  
 Comella, Greg, 1993, 95, 96, 97  
 Commissioning, Gerald, 2003  
 Conaway, Carlton D., 1963  
 Cone, Jesse A., 1949, 50, 51  
 Conklin, Roch M., 1956, 58  
 Connelly, Michael O., 1964, 65  
 Connor, Michael D., 1975, 76  
 Conrad, Robert L., 1965, 66  
 Cook, Alex J., 1927, 28, 29  
 Cook, Archibald B., 1906, 07, 08, 09  
 Cook, Brad, 1987, 88  
 Cook, Hart N. III, 1948, 49, 51  
 Cook, Mike, 1991, 92  
 Cook, Ronald M., 1951, 52, 53  
 Cook, Tom, 1984, 85, 86  
 Cooper, Kenneth F., 1900, 01  
 Corbus, William, 1931, 32, 33  
 Cordes, William (Chuck), 1971, 72  
 Cordova, Michael P., 1974, 75, 76  
 Cotten, J. Spencer, 1986, 87, 88  
 Cottle, Christopher C., 1959, 60, 61  
 Cotton, S.W., 1894, 95, 96, 97  
 Cottrell, Stephen G., 1981, 82, 83  
 Coughlin, Steve, 1998, 99  
 Covault, Jake, 2001, 02, 03  
 Cowan, Roger D., 1970, 71, 72  
 Cox, James E., 1942, 46  
 Crahan, Jack L., 1947  
 Craig, Gary H., 1960, 61, 62  
 Crane, Robert L., 1938, 39, 40, 41  
 Crary, Sherman L., 1929  
 Craven, Michael, 2002, 03, 04, 05  
 Cravens, Robert I., 1920, 22, 23  
 Crawford, David P., 1905, 07, 08, 09

Crepeau, Richard A. Jr., 1954  
 Crist, Frank L. (Skip) Jr., 1950, 51, 52  
 Crochet, Gerren, 2002, 03, 04, 05  
 Cromer, Barry, 1982, 83  
 Cronshagen, Jeff, 1996, 97, 98, 99  
 Crooks, George A., 1967, 68, 69  
 Cross, Eric C., 1970, 71, 72  
 Cross, James K., 1967, 69  
 Cuddeback, Murray W., 1922, 23, 24  
 Culin, Edward L., 1948  
 Culver, Capp, 2002  
 Cummings, Edward A., 1960, 61, 62  
 Cummings, Irving Jr., 1937  
 Cummings, Jackson, 2011, 12  
 Cunz, Ken S., 1982  
 Curr, Allan M., 1962  
 Currie, Andrew, 1996, 97, 98, 99  
 Curtice, Aubrey A., 1919

**D**

Daka, Robert E., 1937, 38  
 Dalman, Chris, 1989, 90, 91, 92  
 Daly, John S., 1897  
 Dana, I. Ross, 1942  
 Danahy, Patrick, 2003, 04, 05, 06  
 Daniels, David, 1988  
 Danser, Kevin, 2010, 11, 12  
 Dapper, Samuel M. (Duker), 1978, 79, 80  
 Darsie, William P., 1912, 13  
 Davidson, E.E., 1913  
 Davidson, Harry D., 1947  
 Davidson, Horace H., 1927, 28  
 Davis, Branyon, 1993, 94  
 Davis, David, 1998, 99  
 Dawson, Donald D., 1958  
 Dawson, Raymond E., 1929, 30, 31  
 De la Forest, John M., 1966, 67, 68  
 De Sylvia, Terry, 1964, 65  
 De Young, E. William, 1948, 49  
 Dean, Charley, 1999  
 Deaton, Jeffrey S., 1981, 82, 83, 84  
 Debnjak, Alex, 2009, 10, 11, 12  
 Deems, Howard E., 1920  
 DeCastro, 2009, 10, 11  
 DeForest, Joseph G., 1899, 1900  
 DeGroot, Dudley S., 1920, 21, 22  
 DeLellis, Anthony R., 1961, 62, 63  
 Delmare, John D., 1979, 80  
 Dembesky, Joe, 2008, 09  
 Dennis, Guy H., 1922, 23  
 Derby, Richard, 1965, 66  
 DeSwarte, David, 1946  
 Devine, Aubrey A. Jr., 1946, 47, 48  
 DeWeese, Armand J., 1955, 56, 57  
 deWitt, Wallace W., 1938  
 Dick, Douglas W., 1956, 58  
 Dillard, Marshall B., 1983, 85, 86, 87  
 Dils, Stephen W., 1977, 78  
 Dispalatro, Frank, 1979, 80, 83  
 Dittvens, Robert F., 1940  
 Dittman, Seth, 1991, 92, 93, 94  
 Dockter, Bobby, 2006, 07  
 Doctor, Stephen D., 1954, 55, 56  
 Doe, Charles W., 1919  
 Dole, Alfred R., 1902  
 Dole, Charles S., 1895, 98  
 Dole, George E., 1905  
 Dole, Kenneth L., 1908, 09, 10, 11  
 Dole, Norman D., 1922, 23  
 Dole, Wilfred H., 1902, 03, 04  
 Donahue, Neil A., 1937, 38, 39  
 Donahue, William F., 1959  
 Donester, Don, 1994  
 Donoghue, Brian, 1996, 97, 1998  
 Donovan, Pat B., 1972, 73, 74  
 Dorn, Ernest F. III, 1953, 54, 55  
 Doster, Guy L., 1952, 53  
 Dotterer, Michael J., 1979, 80, 81, 82  
 Doub, William K., 1930, 31, 32  
 Doughty, R.M., 1921, 22  
 Douglas, Joe G., 1928

Douglas, Jon A. (Jack), 1955, 56, 57  
 Dowd, Bernard G. Jr., 1958, 59, 60  
 Crochet, Gerren, 2002, 03, 04, 05  
 Downing, Paul M., 1892 (Spr), 1892 (Fall), 93, 94  
 Doyle, Morris, 1928, 29  
 Draft, Chris, 1994, 95, 96, 97  
 Dray, Jim, 2006, 07, 08, 09  
 Dressel, Chris, 1980, 81, 82  
 Driscoll, Thomas A., 1928, 29  
 Drown, Jack A., 1933, 34  
 Dubofsky, Frank N., 1961, 62  
 Dudchock, Davis, 2011, 12  
 DuFaut, Scott G., 1985  
 Dunn, Damon, 1994, 95, 96, 97  
 Durket, Michael, 1947  
 Dwight, Herbert M., 1923  
 Dykstra, James C., 1980, 81

**E**

Eadie, Ronald E., 1950, 51, 52  
 Eagle, Walter E., 1955  
 Easter, C.J., 2008  
 Dana, I. Ross, 1942  
 Danahy, Patrick, 2003, 04, 05, 06  
 Daniels, David, 1988  
 Danser, Kevin, 2010, 11, 12  
 Dapper, Samuel M. (Duker), 1978, 79, 80  
 Darsie, William P., 1912, 13  
 Davidson, E.E., 1913  
 Davidson, Harry D., 1947  
 Davidson, Horace H., 1927, 28  
 Davis, Branyon, 1993, 94  
 Davis, David, 1998, 99  
 Dawson, Donald D., 1958  
 Dawson, Raymond E., 1929, 30, 31  
 De la Forest, John M., 1966, 67, 68  
 De Sylvia, Terry, 1964, 65  
 De Young, E. William, 1948, 49  
 Dean, Charley, 1999  
 Deaton, Jeffrey S., 1981, 82, 83, 84  
 Debnjak, Alex, 2009, 10, 11, 12  
 Deems, Howard E., 1920  
 DeCastro, 2009, 10, 11  
 DeForest, Joseph G., 1899, 1900  
 DeGroot, Dudley S., 1920, 21, 22  
 DeLellis, Anthony R., 1961, 62, 63  
 Delmare, John D., 1979, 80  
 Dembesky, Joe, 2008, 09  
 Dennis, Guy H., 1922, 23  
 Derby, Richard, 1965, 66  
 DeSwarte, David, 1946  
 Devine, Aubrey A. Jr., 1946, 47, 48  
 DeWeese, Armand J., 1955, 56, 57  
 deWitt, Wallace W., 1938  
 Dick, Douglas W., 1956, 58  
 Dillard, Marshall B., 1983, 85, 86, 87  
 Dils, Stephen W., 1977, 78  
 Dispalatro, Frank, 1979, 80, 83  
 Dittvens, Robert F., 1940  
 Dittman, Seth, 1991, 92, 93, 94  
 Dockter, Bobby, 2006, 07  
 Doctor, Stephen D., 1954, 55, 56  
 Doe, Charles W., 1919  
 Dole, Alfred R., 1902  
 Dole, Charles S., 1895, 98  
 Dole, George E., 1905  
 Dole, Kenneth L., 1908, 09, 10, 11  
 Dole, Norman D., 1922, 23  
 Dole, Wilfred H., 1902, 03, 04  
 Donahue, Neil A., 1937, 38, 39  
 Donahue, William F., 1959  
 Donester, Don, 1994  
 Donoghue, Brian, 1996, 97, 1998  
 Donovan, Pat B., 1972, 73, 74  
 Dorn, Ernest F. III, 1953, 54, 55  
 Doster, Guy L., 1952, 53  
 Dotterer, Michael J., 1979, 80, 81, 82  
 Doub, William K., 1930, 31, 32  
 Doughty, R.M., 1921, 22  
 Douglas, Joe G., 1928

**F**

Face, William H. Jr., 1958, 59, 60  
 Fair, Lee P., 1971, 72  
 Fairchild, Joe, 1997, 98, 99  
 Falk, Oliver S., 1917  
 Fasani, Randy, 1998, 99, 2000, 01  
 Faulkner, George C., 1908  
 Faust, Justin, 2001, 02  
 Faville, Richard W., 1921, 22, 23  
 Fawcett, Randall (Buck), 1941, 42  
 Fay, Peter, 1937, 38  
 Feldman, Martin, 1946, 47  
 Fenton, K.L., 1906, 07  
 Ferguson, James J., 1971, 72, 73  
 Ferguson, John, 1971, 72, 73  
 Ferko, Leo M., 1936, 37  
 Fernandes, Ronald A., 1958, 59, 60  
 Fernandez, Ryan, 1998, 99, 2000, 01  
 Ferris, Harold H., 1947  
 Fiander, William B., 1984, 85, 86, 87  
 Fickert, Charles, 1894, 95, 96, 97, 98  
 Field, Julian D., 1947, 48, 49  
 Finley, John A., 1975, 77  
 Fisher, Ernest L., 1983, 84, 85

Fisher, Forrest S., 1896, 97, 98  
 Fisher, Ralph S., 1899, 1900  
 Fisk, Jason, 1991, 92, 93, 94  
 Fitting, John W., 1909  
 Fitzmorris, Tyce M., 1961  
 Fix, Donald R., 1947, 48, 49  
 Flanagan, Thomas F., 1964, 65  
 Flatland, Richmond Jr., 1946, 47  
 Fleener, Coby, 2008, 09, 10, 11  
 Fleishhacker, Herbert Jr., 1927, 28, 29  
 Fleming, Cameron, 2011, 12  
 Fletcher, Alex, 2005, 06, 07, 08  
 Flood, Randolph G., 1918, 19  
 Flood, Raymond O., 1924  
 Flowers, Monteville D. Jr., 1919  
 Floyd, Dan B., 1977, 78, 79  
 Focht, Aaron, 1998, 99, 2000  
 Foley, Paul Stephen, 1978  
 Fonoti, Tualai, 2003, 04, 05  
 Forbes, Frank A. Jr., 1946  
 Forcier, Jason, 2008  
 Foster, Galen, 1989  
 Fowler, Andrew, 2010, 11  
 Fox, Bradley S., 1977, 78  
 Francis, Dan R., 1973, 74, 75  
 Francis, Jack P., 1940, 41  
 Francis, Phillip K., 1976, 77, 78  
 Frank, Alvin H., 1910, 11  
 Frank, Nick, 2003, 04, 05, 06  
 Frankenheimer, Julius J., 1892, 93, 94, 95  
 Freeman, Charles G., 1968  
 Freeman, Christopher, 1925, 26, 27  
 Freeman, Lewis R., 1898  
 Freeman, Trey, 2000, 01, 02  
 Freis, Joel H., 1956, 57, 58  
 Frentrup, Lud, 1927, 28, 29  
 Friedrichs, Matt, 1998, 99, 2000, 01  
 Engel, Dennis L., 1979, 81, 82  
 Engel, Eugene A., 1977, 78, 79  
 Englehardt, Robert N., 1986, 87, 88, 89  
 Ennis, Greg C., 1986, 87, 88  
 Erb, Arthur L., 1913, 14, 15  
 Erb, Benjamin E., 1908, 10, 11, 12  
 Erb, William M., 1899, 1900  
 Erickson, Wayne C., 1946, 47  
 Ertz, Zach, 2010, 11, 12  
 Eschelmann, Scott, 1986, 87, 88, 89  
 Essegian, Charles A. Jr., 1950, 51, 52  
 Etiz, Brent, 2010, 11, 12  
 Evans, Charles A., 1976, 77, 78, 79  
 Evans, Charles B., 1908  
 Evans, Jason, 2005, 06, 07  
 Evans, Kris, 2006, 07, 08, 09  
 Evans, Marlon, 1994, 95, 96  
 Evans, Quinn, 2009, 10  
 Ewing, Terry M., 1968, 69, 70

**G**

Gabriel, Anthony, 1998, 99, 2000, 01  
 Gaedtkke, Richard J., 1949, 50  
 Gaffney, Brian, 2000, 01, 02, 03  
 Gaffney, Tyler, 2009, 10, 11  
 Gallarneau, Hugh, 1938, 39, 40  
 Ganong, Carl F., 1907, 08  
 Gant, Richard A., 1952, 53  
 Gant, Vernon F., 1968  
 Garber, Sidney J., 1957, 58, 59  
 Garcia, Rodrigo F., 1971, 72, 73  
 Gard, F.J., 1911, 12, 13, 14  
 Gardener, Greg C., 1982  
 Gardner, Ben, 2010, 11, 12  
 Garner, Rodney G., 1950, 51  
 Garnett, David, 1989, 90, 91, 92  
 Garnett, Joshua, 2012  
 Garnett, Kevin, 1992, 93, 94  
 Garnier, Edward P., 1936, 37  
 Garrett, Robert D., 1951, 52, 53  
 Garrison, Ben, 1999, 2000  
 Gatewood, Corey, 2007, 08, 09, 10, 11  
 Gayles, Eddie, 2000  
 Gaynor, T.J., 1992, 93, 94, 95  
 Gebert, Robert R., 1953  
 Geddes, Donald, 1954, 55  
 Geissler, E.D., 1910, 11  
 George, Ron, 1990, 91, 92  
 Gerald, Gregory M., 1915  
 Gergen, Robert R., 1953  
 Gerhart, Toby, 2006, 07, 08, 09  
 Gervais, Richard P., 1977, 78, 79, 80  
 Ghilotti, Robert V., 1947, 48  
 Giallonardo, Thomas M., 1967  
 Gibbs, Coy, 1991, 92, 93, 94

Giles, Scott., 2000, 02  
 Gill, Stan P., 1985  
 Gillingham, Chuck, 1987, 88, 89, 90  
 Gilman, Charles E., 1899  
 Gilmete, Joaquin A., 1983, 84, 85  
 Gilmore, Rodney C., 1979, 80, 82  
 Glaspie, Byron, 1998, 99, 2000  
 Goldberg, Jerome L., 1952, 53, 54  
 Goldstein, Max H., 1971, 72, 73  
 Goila, Travis, 2008  
 Gordon, Amon, 2001, 02, 03  
 Gordon, Darrien, 1990, 91, 92  
 Gordon, Jack S., 1959, 60, 61  
 Gottfried, Brandon, 2011  
 Gowan, Jacob, 2010, 11, 12  
 Grable, Dave, 1991, 92, 93, 94  
 Graff, Stanley R., 1938, 39, 40  
 Grant, Alan, 1986, 87, 88, 89  
 Grant, John E., 1935, 36  
 Graves, Jonathan (Jody), 1968, 69, 70  
 Grayson, Robert H., 1933, 34, 35  
 Green, David, 2008, 09, 10, 11  
 Green, Henry E., 1985, 86, 87, 88  
 Greer, Roger P., 1975  
 Greer, William L., 1939  
 Grenardo, Ozzie, 1991, 93, 94  
 Grey, George C., 1930, 31, 32  
 Gribbin, Franklin P., 1931, 32, 33  
 Griffin, Levirt, 2006, 07  
 Griffin, Peter, 2005, 06, 07  
 Griffin, Robert R. Jr., 1949, 50, 51  
 Grimm, Trevor A., 1959  
 Grissum, Darrell W., 1981, 82, 83  
 Freeman, Trey, 2000, 01, 02  
 Freis, Joel H., 1956, 57, 58  
 Frentrup, Lud, 1927, 28, 29  
 Friedrichs, Matt, 1998, 99, 2000, 01  
 Engel, Dennis L., 1979, 81, 82  
 Engel, Eugene A., 1977, 78, 79  
 Englehardt, Robert N., 1986, 87, 88, 89  
 Ennis, Greg C., 1986, 87, 88  
 Erb, Arthur L., 1913, 14, 15  
 Erb, Benjamin E., 1908, 10, 11, 12  
 Erb, William M., 1899, 1900  
 Erickson, Wayne C., 1946, 47  
 Ertz, Zach, 2010, 11, 12  
 Eschelmann, Scott, 1986, 87, 88, 89  
 Essegian, Charles A. Jr., 1950, 51, 52  
 Etiz, Brent, 2010, 11, 12  
 Evans, Charles A., 1976, 77, 78, 79  
 Evans, Charles B., 1908  
 Evans, Jason, 2005, 06, 07  
 Evans, Kris, 2006, 07, 08, 09  
 Evans, Marlon, 1994, 95, 96  
 Evans, Quinn, 2009, 10  
 Ewing, Terry M., 1968, 69, 70


**H**

Hachten, William A., 1946  
 Haile, Jeffrey A., 1980, 81  
 Halamandaris, George, 2010  
 Haley, Samuel M., 1911  
 Hall, Derek, 2008, 09, 10  
 Hall, Efton Jr., 1970  
 Hall, Elwin B., 1912, 13, 14  
 Hall, Mike, 1992, 93, 94, 95  
 Hall, Robert P., 1942, 46  
 Hall, Thomas Z., 1977, 78, 81  
 Hallick, Brad, 2010  
 Halstead, Samuel T., 1915  
 Hamilton, Dwain, 1983, 84  
 Hamilton, Glenn H., 1936, 38  
 Hamilton, Kadar, 1994, 95, 96, 97  
 Hamilton, Robert A., 1933, 34, 35  
 Hammett, Raymond M., 1940, 41, 42  
 Hancock, Ronald C., 1971, 72  
 Hand, Milton N., 1930, 31  
 Handley, Ray R., 1963, 64, 65  
 Hanner, Allen F., 1952  
 Hansel, Peter A., 1971, 72, 73  
 Hansel, Tim, 1963  
 Hansen, Carl, 1994, 95, 96, 97  
 Hansen, Jeff, 1994  
 Hanson, Mark, 1988, 89, 90  
 Hanson, Tommy, 1994, 95, 96, 97  
 Harder, Theodore, 1926, 27, 28  
 Hardin, Tripp, 1982, 83  
 Hardy, Arthur C., 1931  
 Harmon, Mark R., 1981, 82, 83, 84  
 Harper, Matt, 1993, 94  
 Harrelson, William H., 1893, 94  
 Harrigan, P.F., 1910, 11, 12  
 Harrington, A. Tauasu, 1955, 56, 57  
 Harris, John P., 1975, 76  
 Harris, Kwame, 2000, 01, 02  
 Harris, Larry W., 1977, 78, 79, 80  
 Harris, Leo A., 1925, 26  
 Harris, Mark, 1993, 94, 95



Mike Dotterer

Harris, Marvin K., 1961, 62, 63  
 Harris, Ronnie, 2012  
 Harris, Walter L., 1984, 85, 86  
 Harrison, Brandon, 2003, 04, 05, 06  
 Harry, Emile M., 1981, 82, 83, 84  
 Hartranft, S. Glenn, 1921  
 Hartvickson, Leon M., 1967  
 Hartwig, Charles M., 1962, 63  
 Hashimoto, Mark, 1984, 85  
 Haskins, Jon, 1994, 95, 96, 97  
 Hatzenbuehler, Mark, 1990, 91, 92, 93  
 Hauser, Henry P., 1917  
 Hauverman, Cornelius D., 1901, 02, 03  
 Hawkins, Chris, 1987, 88, 89  
 Grosh, M.D., 1892  
 Haygood, John T., 1967, 68  
 Hazelrigg, Thomas R., 1965, 66, 67  
 Hazzard, William C., 1894  
 Head, Brian, 2002, 03, 04  
 Head, Gordon E., 1934  
 Hearney, Richard D., 1960  
 Hebert, John, 1993, 94, 95  
 Heffernan, Robert E., 1966, 67, 68  
 Heinecke, Walter, 1927, 28, 29  
 Heinty, Donald, 1908  
 Heiser, Peter E., 1929, 30, 31  
 Heitmann, Eric, 1998, 99, 2000, 01  
 Helsler, Charles W. Jr., 1920  
 Hemschoot, Joe, 2011, 12  
 Henley, Thomas H. III, 1983, 84, 85, 86  
 Henry, Wilbur A., 1918  
 Henton, John, 1993, 94  
 Heron, Ivar C., 1917  
 Herring, Ed, 1992  
 Hewitt, Ryan, 2010, 11, 12  
 Hey, Clifford L., 1924  
 Hibler, Michael K., 1964, 65, 66  
 Hibler, Paul J., 1977, 78, 79  
 Higgins, John M., 1946  
 Hildebrand, Alfred P., 1961, 62, 63  
 Hill, Corey, 1994, 95, 96, 97  
 Hill, Donald K., 1925, 26, 27  
 Hill, Harrison W., 1898, 1900, 01  
 Hill, L. Anthony, 1973, 74, 75, 76  
 Hill, Mark N., 1975, 76, 77  
 Hillman, Harry H. Jr., 1929, 30, 31  
 Hillman, John N., 1931, 32, 33  
 Hinckley, Beckett, 1990, 91  
 Hinckley, Robert W., 1986, 87, 88, 89



Pat Donovan

Hines, Andre P., 1978, 79  
 Hinshaw, Chester J., 1960  
 Hinshaw, Dean S., 1958, 59, 60  
 Hoaglin, Mark K., 1974, 75, 76  
 Hobbs, Chris, 2006, 07  
 Hobson, Louis, 2001, 02, 03  
 Hodari, Simba, 1998, 99, 2000, 01  
 Hoegh, Robert L., 1951, 52  
 Hoffman, Clifford P., 1926, 27, 28  
 Hoffpauir, Zach, 2012  
 Hogan, Kevin, 2012  
 Hogg, Charles H., 1892 (Spring)  
 Hoisch, Alan M., 1942  
 Hokanson, Charles R., 1949, 51  
 Holdridge, Jay F., 1936  
 Holloway, Brian D., 1978, 79, 80  
 Holman, John R., 1906, 07, 08, 09  
 Holman, Mike, 2000  
 Holt, Preston, 1919  
 Holwerda, Jacob J., 1932, 33  
 Honore, George L., 1959, 61  
 Hooper, Gregory F., 1979, 80, 81, 82  
 Hooper, Trevor, 2003, 04, 05, 06  
 Hoos, Earl M., 1933, 36  
 Hoover, Marcus, 1998, 99, 2000, 01  
 Hopkins, John, 1987, 88, 89, 90  
 Horgan, Michael, 2004, 05



Pete Kmetovic

Horn, Chris, 2005, 06, 07  
 Horn, Richard H., 1949, 50, 51  
 Horowitz, Steven C., 1969, 70  
 Horton, Larry L., 1905, 06  
 Houck, George M., 1922  
 Howard, Robert P., 1962, 63, 64  
 Howard, Willie, 1997, 98, 99, 2000  
 Howe, John M., 1952, 53  
 Howe, Stephen J., 1976, 77  
 Howell, Delano, 2008, 09, 10, 11  
 Hoyem, Steve, 1990, 91, 92, 93  
 Hubbard, C. William, 1975, 76  
 Hubbard, Derek, 1995, 97  
 Huckestein, Ray C., 1985, 86, 87, 88  
 Hugasian, Harry, 1949, 50, 51  
 Hulen, Ray J., 1930, 31  
 Humphreys, Brad T., 1985, 86, 87  
 Humphreys, Philip M., 1965  
 Hunt, Albert B., 1930  
 Hunt, Robert W., 1923, 24  
 Husak, Todd, 1996, 97, 98, 99  
 Huss, Jon D., 1966, 68  
 Hutchings, Charles H. Jr., 1980, 81, 82, 83  
 Hutchinson, Chad, 1996, 97  
 Hyde, Clarence E., 1904  
 Hyland, Richard F., 1925, 26, 27

## I

Inge, Ron E., 1973, 74, 75, 76  
 Ingham, George W., 1959  
 Isaacs, Carl E., 1955, 56  
 Ishman, Reginald E., 1971, 72, 73

## J

Jackson, Bill H., 1985

Jackson, David, 2005  
 Jackson, Jerome, 2007  
 Jackson, Terence, 1981, 82, 83, 84  
 Jacob, Joseph C., 1949, 50  
 Jacobs, George C., 1903  
 Jacobs, Quincy, 1993, 94, 95  
 James, Edwin W., 1898  
 James, Jeffrey D., 1984, 85, 86, 87  
 Janssen, Clayton R., 1922  
 Jeffs, A.S., 1895, 96, 97  
 Jena, Douglas K., 1972, 73  
 Jenke, James A., 1974, 75  
 Jenkins, Julian, 2002, 03, 04, 05  
 Jerich, Mike, 1992, 93, 94  
 Jessen, Christopher F., 1961, 62  
 Johannessen, Edward L.H., 1939, 41  
 Johnson, Blaise, 2007, 08  
 Johnson, Brian, 1987, 88, 89  
 Johnson, Chris, 1996, 97, 98, 99  
 Johnson, Eric, 2001, 02, 03  
 Johnson, Jim, 2000  
 Johnson, Jimmie, 1997  
 Johnson, Lance, 1987, 88  
 Johnson, Landon, 2004, 06, 07  
 Johnson, Riall, 1997, 98, 99, 2000  
 Johnson, Teyo, 2001, 02  
 Johnston, Charles F., 1922, 23, 24  
 Johnston, Philip F., 1932  
 Jones, Lawrence C., 1970, 71  
 Jones, Ray, 2004, 06  
 Jones, Richard V. Jr., 1954, 55  
 Jones, Winford M., 1939  
 Josephson, Kurt H., 1984, 85, 86  
 Jubb, Stephen W., 1969, 70

## K

Kadziel, Ronald D., 1968, 69, 70  
 Kaffen, James P., 1972, 73  
 Karakozoff, Alex L., 1973, 74, 75, 76  
 Kass, Dorean, 1998, 99  
 Kauffman, James H., 1968, 69, 70  
 Kaumatule, Luke, 2012  
 Kazanjian, John C., 1927  
 Keblusek, Edward R., 1946  
 Kegley, Carl S., 1917  
 Kehl, James A., 1970, 71  
 Kehrl, Bruce A., 1963, 64, 65  
 Keiser, Thomas, 2008, 09, 10  
 Kellar, William E., 1974, 75, 76, 77  
 Keller, Richard, 1968, 69  
 Kellner, Stuart L., 1966, 67, 68  
 Kelly, James B., 1924  
 Kelly, Pat S., 1985, 86  
 Kemper, Steve A., 1973, 74  
 Kennedy, Martin H., 1892, 93, 94  
 Kerekes, George A., 1976, 77, 78  
 Kerkorian, Gary R., 1949, 50, 51  
 Kerman, John R., 1939, 40  
 Kern, Eugene F., 1911, 12  
 Kester, Edgar C., 1916  
 Keusseff, Stephen E., 1938, 39  
 Kidd, John D., 1956, 57  
 Kieburz, Geoffrey B., 1974, 75, 76, 77  
 Killefer, Wade, 1969  
 Kimble, Anthony, 2005, 06, 07, 08  
 Kindler, Dorsey B., 1946  
 King, Gordon D., 1975, 76, 77  
 King, Leon, 1950, 51  
 Kinney, Paul B., 1918  
 Kirkland, Alfred D., 1951, 52  
 Kirsch, William B., 1937, 38  
 Kirtman, Nathaniel, 1967  
 Kirwan, Andre, 1993, 94, 95, 96  
 Kite, Walter E., 1932  
 Klabau, Theodore A., 1927, 28, 29  
 Klafter, Derron, 1991, 92  
 Klein, Bud D., 1948, 49  
 Klein, Jimmy, 1989, 90  
 Klipper, L. Younger, 1970, 71, 72  
 Kloos, Michael A., 1971  
 Kmetovic, Peter G., 1939, 40, 41

Knapp, Sam, 2010  
 Knecht, Tommy, 1991, 92, 93  
 Knight, Courtland W., 1913, 15  
 Knight, Robert B., 1901  
 Koehn, John P., 1970  
 Koerner, William, 1905, 06, 07, 08  
 Kohlmoos, Michael, 1987, 88  
 Kolesnikow, Andy M., 1974, 77  
 Kolich, Tom, 2002  
 Kopa, Matt, 2006, 07, 08, 09  
 Kraft, Warren H., 1921  
 Krickeberg, Roy W., 1953, 54  
 Kroeker, Andrew, 1995, 96, 97, 98  
 Kynes, Cason, 2011

## L

La Combe, Emile A., 1931  
 La Prade, Loren H., 1941, 42  
 Laakso, Albert M., 1948, 49  
 Laborde, Henri J., 1932  
 Lacey, Juan Carlos, 1998, 99  
 Lacey, Laurence A., 1958, 59  
 Lachmund, Otto G., 1913, 14  
 Ladner, Ben, 2006, 07  
 Laidlaw, Scott R., 1972, 73, 74  
 Lamanuzzi, Victor, 1971, 72  
 Lamar, Kevin T., 1980, 82, 84  
 Lambert, Thomas B., 1930, 31  
 Lancaster, Jarek, 2010, 11, 12  
 Landis, Craig S., 1985, 86  
 Lang, Bruce, 1986, 87, 88, 89  
 Lange, Scott, 1993  
 Langford, J. Michael, 1974, 75  
 Laord, William H., 1930  
 Larsen, Neils T., 1934, 35  
 Lasater, Richard W. II, 1968, 69, 70  
 Lasley, J.J., 1989, 90, 91, 92  
 Latham, Robert M., 1951  
 Laubscher, Wesley F., 1951  
 Laumeister, Clarence F., 1906  
 Laverty, Roger M., 1942  
 Lawson, James W., 1922, 23, 24  
 Lazetich, Peter G., 1969, 70, 71  
 Le, Tuan Van, 1988, 89, 90, 91  
 Leahy, John G., 1959  
 Ledebor, Frederick B., 1937, 38  
 Lee, Austin, 1998, 99, 2000, 01  
 Lee, Howard S., 1899, 1900  
 Leeuwenburg, Richard P., 1962, 63, 64  
 Leiker, Tony W., 1985, 86  
 Lemon, J.R., 2002, 03, 04, 05  
 Lemon, Steven R., 1980, 81, 83  
 Leonard, Matt, 1999, 2000, 01, 02  
 Lettinich, Edward B., 1934  
 Levy, David N., 1919, 20  
 Lewis, Chris, 2000, 01, 02, 03  
 Lewis, David R., 1964, 65, 66  
 Lewis, John K., 1955  
 Lewis, Laurence D., 1926, 27, 28  
 Lightfoot, Dan R., 1968, 69, 70  
 Lijjenwall, Theodore J., 1947, 48  
 Lilly, John K., 1917  
 Lindskog, Stanley V., 1960, 61, 62  
 Lindskog, Victor J., 1940, 41  
 Lodato, Jack D., 1962, 63, 64  
 Lofton, David, 2004, 05, 06  
 Lofton, James D., 1975, 76, 77  
 Long, Ken, 1994, 95  
 Loncar, David, 2004  
 Long, Joe E., 1955  
 Long, Robert W., 1954, 55, 56  
 Longinotti, John F., 1965  
 Lonsinger, Donald B., 1981, 83  
 Loomis, Frederick C., 1923  
 Lorig, Erik, 2006, 07, 08, 09  
 Lorimer, Delmar B., 1972, 73  
 Lortie, Joe E., 1985, 86, 87  
 Lough, Charles, 1989  
 Loukas, Alex, 2008, 09, 10  
 Lovelady, Michael, 2003  
 Lucas, Richard M., 1949, 50

Luck, Andrew, 2009, 10, 11  
 Luckett, William E., 1936, 37  
 Ludeke, Frederick S., 1921, 22, 23  
 Ludeke, John M., 1954  
 Lueders, Blake, 2010, 11  
 Lynch, John, 1990, 91, 92  
 Lynn, Gary, 1975, 76, 77  
 Lynn, Kelton, 2006, 07  
 Lynn, Tom M., 1974, 75  
 Lyons, Wayne, 2011, 12  
 Lyons, Willard E., 1905

## M


Mabry, Tyler, 2008, 09, 10, 11  
 MacAlpine, Archibald B., 1920  
 Macaluso, Nick, 2007, 08, 08  
 Macaulay, John D., 1978, 79, 80, 81  
 Macaulay, Rob M., 1983  
 MacDonald, John W., 1956  
 Macellari, Michael, 2005  
 Machtoff, Mark A., 1983, 84  
 MacMillan, Kevin B., 1979, 80, 81  
 Madigan, Richard B., 1946  
 Madsen, Josh, 1991, 94, 95, 96  
 Maentz, Robert C., 1933, 34, 35  
 Mahoney, John V., 1985, 86, 87, 88  
 Mahoney, Philip A., 1980, 81  
 Mangan, Robert T., 1936  
 Manning, Brian, 1993, 94, 95, 96  
 Mannon, William H., 1942  
 Manoojian, Norman V., 1950, 51, 53  
 Manoukian, Donald J., 1954, 55, 57  
 Marchin, Jeff T., 1985, 86  
 Marcus, Lenard, 1994  
 Marecic, Owen, 2007, 08, 09, 10  
 Margala, Kenneth J., 1971  
 Margerum, Kenneth, 1977, 78, 79, 80  
 Marinelli, Chris, 2006, 07, 08, 09  
 Marks, William P., 1930, 31  
 Marohnic, David J., 1981, 82, 83, 84  
 Marquess, Mark E., 1966, 67, 68  
 Marrero, David, 2003, 04, 05  
 Marriott, Joseph S., 1916  
 Marshall, Robert G. II, 1954, 55  
 Martin, Brent J., 1981, 82, 83, 84  
 Martin, Folrest S., 1972, 73, 74  
 Martin, Jonathan, 2009, 10, 11  
 Martin, Joseph C., 1972, 73  
 Martin, Lugene B., 1946, 47, 48  
 Martinez, Blake, 2012  
 Martinez, Martin J., 1981  
 Masifilo, Matt, 2008, 09, 10, 11  
 Mason, Grant, 2002  
 Mason, John F., 1964, 65, 66  
 Massey, Thomas J., 1967, 68  
 Mastin, Robert H., 1941  
 Mathias, Robert B., 1951, 52  
 Matter, Kyle, 2002, 03, 04, 05  
 Matthews, Robert E., 1935, 36, 37  
 Mattran, Tim, 2004, 05, 07  
 Mattson, Robert M. (Bo), 1980  
 Mauro, Josh, 2010, 11, 12  
 Maxfield, Blaine, 1997  
 Mayers, Frank B., 1907  
 Maynor, Pat, 2005, 06, 07, 08  
 Mayrhofer, Leonard F., 1952  
 McAndrew, Tom, 2006, 07, 08, 09  
 McBride, Bert, 2007, 08, 09  
 McCaffrey, Edward T., 1986, 87, 89, 90  
 McCain, Warren E., 1940, 41  
 McCamant, James D., 1954  
 McCann, Eugene D. (Dan), 1976, 77  
 McClerman, Matt, 2004, 05, 06  
 McClintock, Colin H., 1939  
 McCloud, Charles E., 1970, 71, 72  
 McClure, Timothy J., 1968, 69, 70  
 McCol, Duncan B., 1974, 75, 76  
 McCol, Milton B., 1977, 78, 79, 80  
 McCol, William F., 1949, 50, 51  
 McCormick, Charles T., 1961, 63  
 McCreery, John H., 1925, 26, 27

McCullum, Jamien, 1998, 2000, 01  
 McCullum, Justin, 2003, 04, 05  
 McCutcheon, Marcus, 2003, 04, 05, 06  
 McDonough, John T., 1939  
 McDougal, Damon, 1993  
 McElroy, William D., 1937, 38  
 McFadden, Conor, 2012  
 McFadden, Ralph J., 1900, 01, 02  
 McFadden, Thomas L., 1899, 1900  
 McFall, Carlos, 2005, 06  
 McGillicuddy, James, 2008, 09, 10  
 McGilvray, A.B., 1902  
 McGovern, Larry D., 1974, 76  
 McGraw, Tyrone, 2007  
 McGillicuddy, James, 2008, 09  
 McGregor, Robert A., 1978  
 McKay, Charles W., 1951  
 McKeever, Barry J., 1985, 86, 87, 88  
 McKenna, John F., 1956  
 McKenna, Thomas J., 1955  
 McKenzie, Douglas B., 1967, 68  
 McKittrick, Jack W., 1947, 48  
 McLaughlin, Mike, 1996, 97, 98, 99  
 McMillan, Donald C., 1936  
 McMillan, Frank L., 1937  
 McMillan, George, 1893  
 McMillen, Roderick E. Jr., 1957, 58, 59  
 McMillin, Jeri L., 1955, 56, 57  
 McNally, Bo, 2006, 07, 08, 09  
 Medved, Anton J., 1942  
 Meiners, Arnold W.J., 1939, 40, 42  
 Meinken, Geoff, 2010, 11  
 Melloway, Marvin L., 1949  
 Mennie, Carl, 1994  
 Merlo, James L., 1971, 72  
 Merlo, Richard M., 1974, 75, 76  
 Merrill, James A., 1970  
 Merrill, Than, 1997  
 Merriman, Lloyd A., 1946  
 Mertz, Laurence L., 1921, 22  
 Mervin, Daniel D., 1947, 48, 49  
 Mescher, Kevin, 1987, 88  
 Messer, Phillip H., 1966, 67, 68  
 Meyer, Frederick D., 1939, 40, 41  
 Meyers, Robert E. Jr., 1950, 51  
 Meyers, William J., 1971, 72  
 Miccichi, Tony, 1988, 89  
 Michel, Michael W., 1975, 76  
 Middlekauff, Peter D., 1964  
 Middleton, Joel D., 1923, 24, 25  
 Milburn, Glyn, 1990, 91, 92  
 Millage, James H., 1926  
 Miller, John D., 1907, 08  
 Miller, Kevin, 1995, 96, 97, 98  
 Miller, Michael R., 1967  
 Miller, Mike, 2006, 07  
 Miller, Reed, 2012  
 Milligan, Robert F., 1931  
 Mills, Aaron, 1991, 92, 93, 94  
 Mills, James M., 1965, 66  
 Minturn, LeRoy, 1906, 07, 09, 10  
 Mitchell, Emery F. II, 1948, 49  
 Mitchell, Howard L., 1923, 24, 25  
 Mitchell, Mike, 1993, 1995, 96, 97  
 Mitchell, Mowatt M., 1907, 08, 09  
 Mitchell, Patrick, 1981, 82, 83, 84  
 Mitchell, Robert S., 1941



James Lofton





John Paye

Mitchell, Standish L., 1909, 10  
 Mitre, Anthony, 1977, 78  
 Moffatt, Philip J., 1929, 30, 31  
 Moffett, Eugene V., 1966  
 Mohrman, Allen M. Jr., 1965, 66  
 Molfino, Albert A., 1905, 06  
 Moller, John M. (Jack), 1976  
 Molsalve, Carlos A., 1934  
 Monmouth, Reuben L. Jr., 1972  
 Monson, Chris S., 1980, 81, 82  
 Monteath, Richard J., 1952, 53  
 Montgomery, Ty, 2011, 12  
 Moore, Casey, 1999, 2000, 01, 02  
 Moore, Dennis J., 1968, 69, 70  
 Moore, Evan, 2003, 04, 05, 07  
 Moore, Francis J., 1925  
 Moore, Miles N., 1969, 70, 71  
 Moore, Patrick S., 1970, 71, 72  
 Moore, Rob G., 1980, 81, 82, 83  
 Moore, Robert R., 1968, 69, 70  
 Morabito, Justin, 1993, 94, 95  
 Moran, Matthew R., 1981, 82, 83, 84  
 Morehouse, Charles J., 1960  
 Morley, Samuel R., 1951, 52, 53  
 Morley, Vivim A., 1927  
 Morris, Alyn E., 1947  
 Morris, Brian M., 1983, 84, 85, 86  
 Morris, Carl G., 1984, 85, 86, 87  
 Morrison, Benjamin F., 1942  
 Morze, David S., 1978, 79, 80, 81  
 Moscrip, James H., 1933, 34, 35  
 Mosich, Anthony J., 1954, 55  
 Motherway, Matt, 1998  
 Muagututia, Myles, 2010, 11  
 Mueller, Mark, 2007, 08, 09  
 Muller, Donald F., 1927, 28, 29  
 Muller, Wes C., 1933, 34, 35  
 Mullin, Jack W., 1939  
 Mullins, Eric D., 1980, 81, 82, 83  
 Mulroy, Vincent D., 1976, 77, 78  
 Munger, John R., 1936  
 Munroe, Richard P., 1942  
 Murphy, Chester G., 1896, 97, 98, 99  
 Murphy, Kyle, 2012  
 Murphy, Michael, 1925, 26, 27  
 Murphy, Trent, 2011, 12  
 Murray, Gary S., 1970, 71, 72  
 Murray, Paul C., 1922, 23  
 Muster, Brad W., 1984, 85, 86, 87  
 Muth, Ben, 2005, 06, 07, 08  
 Myers, Glenn C., 1963, 64, 65

**N**

Naatjes, Darin, 2000  
 Naber, Kenneth E., 1977, 78, 79, 80  
 Nafzinger, James, 1947, 48  
 Nagel, Otto A., 1918  
 Nash, Dan, 1987, 88, 89  
 Natcher, Stanlius Z., 1926  
 Neal, Joe F., 1962, 63, 64  
 Neal, Ronald B., 1910  
 Neff, John R., 1954, 55

Neill, Michael R., 1979, 80, 81  
 Neill, Philip S., 1929, 30, 31  
 Neill, William C. Jr., 1923, 24  
 Nelson, Darrin M., 1977, 78, 80, 81  
 Nelson, David E., 1965, 66, 67  
 Nelson, Keanu, 2011, 12  
 Nevers, Ernest A., 1923, 24, 25  
 Newberry, Jared, 2001, 02, 03, 04  
 Newhouse, Brent, 2004, 05, 06, 07  
 Newton, Michael E., 1986, 87, 88  
 Nichols, Blaik, 1988  
 Nichols, Robert G. Jr., 1962, 63, 64  
 Nicholson, William H., 1967, 68  
 Nickel, Paul, 1989, 90, 91, 93  
 Nicolet, Robert A., 1957, 58  
 Nikolai, Irvin, 1957, 58, 59  
 Nnoli, Emeke, 2005, 06  
 Noble, Michael F., 1982, 83, 84, 86  
 Nolan, Zach, 2008, 09, 10  
 Norberg, Henry F. Jr., 1940, 41, 42  
 Norgard, Alvar A., 1931, 33  
 Norman, Richard M., 1958, 59, 60  
 Norris, George D., 1978  
 Norwood, Toby, 1990, 91, 92, 93  
 Nottingham, Brett, 2011, 12  
 Nunes, Josh, 2010, 11, 12  
 Nye, Blaine F., 1965, 66, 67  
 Nye, Tom A., 1984, 85, 86

**O**

O'Connor, Robert C., 1933  
 O'Neal, Edmond, 2002  
 Ogle, William A., 1964, 65, 66  
 Okwo, Michael, 2003, 04, 05, 06  
 Olenchak, John H., 1974, 75, 76  
 Oliver, Richard E., 1967, 68, 69  
 Olmsted, Clarence E., 1910  
 Olsen, Nathan, 1992, 93, 94  
 Olugbode, Kyle, 2011, 12  
 Orme, Charles H. Jr., 1938, 39, 40  
 Orvick, Kenneth E., 1980, 83  
 Osaisai, Wopamo, 2005, 06, 07, 08  
 Oshinowo Jr., Babatunde, 2002, 03, 04, 05  
 Ostrander, Dale H., 1960  
 Ostrander, T.C., 2004, 05, 06, 07  
 Ostrander, William R., 1965  
 Ostrom, Sig R., 1973, 74, 75  
 Otoupal, Vince, 1989, 90, 91, 92  
 Ottmar, David A., 1972, 73  
 Ottovogio, Jay, 2004, 05, 06, 07  
 Owen, Chauncey C., 1906, 07  
 Owusu, Chris, 2008, 09, 10, 11

**P**

Packard, David, 1933  
 Palamountain, Bennett H., 1932, 33  
 Palin, Drew W., 1973, 74  
 Palette, Charles W. Jr., 1919  
 Pallow, Rick, 1989, 91  
 Palmbush, Scott, 1987, 88, 89, 90  
 Palmer, Richard A., 1940  
 Palumbis, Jason, 1988, 90, 91  
 Papanthassiou, Andrew, 1986, 87, 88, 89  
 Pape, Terry E., 1972, 73, 74  
 Pappas, Ted A., 1973, 74, 75  
 Parish, Don E., 1967, 68, 69  
 Park, Kaulana H., 1982, 83, 84  
 Parker, Garth, 1897, 98, 99  
 Parker, Melvin F., 1918, 19  
 Parker, Richard D., 1977, 78, 79  
 Parker, Roderick J., 1938, 40  
 Parker, Tyrone, 1990, 91, 92, 93  
 Parks, Nathan, 1994, 95, 96  
 Parry, David, 2011, 12  
 Patchett, Ernest L., 1925, 26  
 Pattucci, Frank M., 1961, 62, 63  
 Patrick, John C., 1919, 20, 21  
 Pattersen, David E., 1939, 42  
 Patterson, Jamal-Rashad, 2009, 10, 11, 12  
 Patton, Chester G., 1939

Paulman, William H., 1935, 36, 38  
 Pavko, Michael R., 1965, 66  
 Pavlic, John W., 1961, 63  
 Paye, John A., 1983, 84, 85, 86  
 Paye, John P., 1962  
 Payne, Kevin N., 1985  
 Peat, Andrus, 2012  
 Peck, Edward L., 1913  
 Peck, Kendall, 1947, 49  
 Pelluer, Arnold, 1986, 87, 88  
 Pelouze, Robert F., 1916, 19, 20  
 Pemberton, John R., 1906, 07, 09  
 Perreault, Pierre E., 1970, 71, 72  
 Pershing, Richard S., 1919, 20, 21  
 Peter, Donald G., 1959, 60  
 Peterson, Dennis W., 1971, 72  
 Peterson, Robert L., 1956, 57, 58  
 Peterson, Thor J., 1938, 39, 40  
 Nolan, Zach, 2008, 09, 10  
 Pettigrew, Gary L., 1963, 64, 65  
 Pettingill, Henry S. Jr., 1914, 15, 16, 17  
 Pfeifer, Travis, 1998, 2000, 01  
 Phelps, Robert C., 1947  
 Pheny, William D., 1922  
 Phillips, Andrew, 2007, 08, 09, 10  
 Phillips, Damon, 1993, 94  
 Phillips, Ralph L., 1975, 76, 77  
 Phleger, Atherton M., 1946, 47, 48  
 Picazo, Robbie, 2010, 11, 12  
 Pierce, Brett, 2000, 01, 03  
 Pierce, Eric, 1988, 89, 90  
 Pigott, John S., 1976, 77, 78  
 Pike, Gary E., 1958, 59  
 Pimental, William E., 1983  
 Pinckney, Jon, 1988, 89, 90, 91  
 Pippens, Ra'Chard, 2012  
 Pitts, DeRonnie, 1997, 98, 99, 2000  
 Plain, Louis C. III, 1956, 58  
 Plate, Horatio R., 1898  
 Player, Stephen W., 1960, 61  
 Pleis, Mitchell F., 1977, 78  
 Plunkett, James W., 1968, 69, 70  
 Polich, Tyrone T., 1956  
 Pottl, Randall P., 1971, 72, 73  
 Pomeroy, Russell A., 1949, 50  
 Post, Hampton J., 1938, 39  
 Porras, Tyler, 2008  
 Post, Ellis, 1926  
 Post, Seraphim T., 1927, 28  
 Poulson, Charles W., 1949, 50  
 Poulson, Ward E., 1924, 25, 26  
 Powell, Luke, 2000, 01, 02, 03  
 Powell, Owen M., 1950, 51  
 Powers, Will, 2006, 07, 08, 09  
 Pratt, Jordan, 2012  
 Praelnik, Charles J., 1931  
 Presley, George J., 1906  
 Preston, John B., 1927, 28, 29  
 Preston, Patrick P., 1967, 68, 69  
 Price, Eric E., 1981, 82, 83, 84  
 Price, Fred V., 1925  
 Price, James, 1986, 87, 88, 89  
 Price, Robert L., 1960, 61, 62  
 Primus, Frank, 1996, 97, 98, 99  
 Pritchard, Tavita, 2006, 07, 08, 09  
 Protiva, Eric V., 1956, 57, 58  
 Pruitt, Leroy, 1993, 94, 95, 96  
 Prukop, Tom A., 1984, 85  
 Ptacek, Edward D., 1963  
 Puk, Kevin, 1989, 90, 91  
 Purkitt, Claude H., 1940  
 Pursell, Frank D., 1958, 59, 60  
 Pursell, Stephen W., 1960, 61, 62  
 Pyle, H. Carter Jr., 1951, 52  
 Pyle, John F., 1976

**Q**

Quaccia, Zack, 1998, 99, 2000, 01  
 Quigley, Brett, 1988  
 Quist, George, 1946, 47

**R**

Raffetto, Estral J., 1925  
 Raftery, Michael R., 1955, 56  
 Ragsdale, Richard A., 1962, 63, 64  
 Raitt, C.B., 1899, 1900, 01  
 Rance, Marcus, 2007  
 Rannels, Roland J., 1957  
 Rasmussen, Neil Jr., 1936, 37  
 Rath, Robert R., 1964, 65  
 Rau, Allen F. Jr., 1946, 47, 48, 49  
 Read, John M., 1964, 65, 66  
 Redell, Ron, 1989, 90, 91, 92  
 Reed, Bill E., 1982  
 Reed, Harold E., 1907  
 Reeves, Frank W., 1910, 13, 14  
 Rehm, Francis E., 1914, 15  
 Reid, William J., 1972, 73  
 Reinhard, Robert R., 1967, 68, 69  
 Reihner, Kevin  
 Reisner, John A., 1933, 34  
 Rembisz, Aaron, 1989, 90, 91, 92  
 Rennaker, Terry L., 1977, 78, 79  
 Renwick, Donn C., 1965, 66, 67  
 Repath, Charles J., 1918, 19  
 Reuland, Konrad, 2009, 10  
 Reuland, Warren, 2008  
 Revak, Paul A., 1952  
 Reynolds, Barry R., 1971, 72  
 Reynolds, Ed, 2010, 12  
 Reynolds, Jackson E., 1894, 95  
 Reynolds, Larry D., 1975, 76, 77, 78  
 Reynolds, Robert C., 1933, 34, 35  
 Rhyne, Ben, 2011, 12  
 Rhyne, Homer, 1907  
 Rice, Arthur H., 1898, 99  
 Rice, Gordon, 1949, 51  
 Rice, J. Birmingham, 1896, 97  
 Rich, Ellsworth L., 1892 (Spr.), 1892 (Fall)  
 Richards, Jordan, 2011, 12  
 Richardson, Albert, 1988, 89, 90, 91  
 Richardson, Bruce G., 1985, 86, 87  
 Richardson, Kevin M., 1985, 86, 87, 88  
 Riegel, Gordon S., 1972, 73, 74  
 Righter, Cornelius E., 1917, 19, 20  
 Rinker, Robert L., 1967  
 Rintala, Rudolph A., 1930, 31  
 Risser, Randy, 1980  
 Ritchey, Craig S., 1963, 64, 65  
 Ritchie, Jon, 1996, 97  
 Roberts, Ellery, 1990, 92, 93  
 Robesky, Donald A., 1926, 27, 28  
 Roberts, Jemari, 2010, 11, 12  
 Robesky, Kenneth L., 1939, 40, 41  
 Robinson, Benjamin B., 1956, 57, 59  
 Robinson, Chuck, 1988, 89  
 Robinson, Noel J., 1955, 56, 57  
 Robison, Doug C., 1984, 85, 86, 87  
 Robnett, Timothy L., 1970, 71  
 Rodgers, Kit, 1995  
 Price, James, 1896, 87, 88, 89  
 Rogers, Charles O., 1932  
 Rogers, Douglas K., 1978, 79, 80, 81  
 Rogers, William B. Jr., 1952, 53  
 Roggeman, Timothy (Buck), 1986, 87, 88, 89  
 Rohrer, Robert L., 1947, 48  
 Rominger, Joseph C., 1978  
 Roosevelt, William K., 1901, 04  
 Root, John P., 1965, 66, 67  
 Rose, Christopher C., 1979, 80, 81, 82  
 Rose, Kenneth C., 1948, 49  
 Rosekrans, John N., 1948  
 Ross, Thomas L., 1963, 64, 65  
 Roth, Almon E., 1909  
 Rothert, Harlow P., 1928, 29, 30  
 Rotto, Torsten, 2012  
 Rouble, Lawrence E., 1933, 34, 35  
 Rounds, George S., 1960  
 Rounsaville, Guy Jr., 1962, 63, 64  
 Rowen, Keith L., 1972, 73, 74

Roysse, Larry L., 1960, 61  
 Royster, Brandon, 2001, 03  
 Rubin, Dale F., 1965  
 Ruhl, Nick, 2008  
 Rush, John P., 1898  
 Rushing, T.J., 2002, 03, 04, 05  
 Rydstedt, Gustav, 2005, 06, 07  
 Rye, John G., 1949, 50, 51  
 Ryska, Tom A., 1974, 75

**S**

Sadler, James D., 1938  
 Saibel, Charles M., 1969  
 Salem, J.B., 2012  
 Salina, Adam, 1993, 94, 95, 96  
 Sampson, Ralph G., 1969, 70, 71  
 Sanchez, Nick, 2004, 05, 06, 07  
 Sandborn, Thomas, 1909  
 Sande, John III, 1968, 69, 70  
 Sande, John P. IV, 1997, 98, 99, 2000  
 Sanderman, Fred A., 1942  
 Sanders, Donald L., 1951  
 Sanders, Mark, 1999  
 Sanderson, Reginald J., 1970, 71, 72  
 Sappenfield, Joel W., 1954, 55  
 Sargent, Gary A., 1960, 61, 62  
 Satre, Philip G., 1969, 70, 71  
 Saylor, Brent E., 1976, 77, 78, 79  
 Schaklich, Timothy R., 1970, 71  
 Scharff, Scott, 2002, 03, 04  
 Schauss, Karl L., 1911, 12  
 Scheidecker, William R., 1953  
 Scheller, Robert Sean, 1984, 85, 86, 87  
 Schimmelmann, Kevin, 2002, 03, 04, 05  
 Schimpf, Kerry A., 1978  
 Schindler, Greg, 1999, 2000, 01, 02  
 Schmitt, Lawrence E., 1959, 60  
 Schneider, Philip D., 1965, 67  
 Scholfield, William R., 1903  
 Scholze, Adam, 1999  
 Schonert, Turk L., 1977, 78, 79  
 Schott, Carl V., 1934, 35, 36  
 Schrader, Carl F., 1962, 63, 64  
 Schultz, Bryan, 1992  
 Schultz, Jack G., 1968, 69, 70  
 Schwarzenbek, Francis, 1917  
 Schwartzstein, Sam, 2010, 11, 12  
 Scott, Errol G., 1959, 60, 61  
 Scott, Joseph K., 1947  
 Scott, Kevin B., 1983, 84, 85, 86  
 Scott, Kevin T., 1987, 88, 89, 90  
 Scott, Leland S., 1909  
 Scott, Robert E., 1950  
 Scott, William D., 1970, 71, 72  
 Scribner, Frederick F., 1931  
 Seabright, Benjamin F., 1896  
 Seals, Brent, 2010, 11  
 Seale, Ricky, 2011, 12  
 Sears, Roger G., 1959, 60, 61  
 Sebes, Nick, 2001, 02, 03  
 Seeley, Carrol C., 1900  
 Sellman, Roland, 1926, 27, 28  
 Seymour, Peter M., 1967, 68, 69  
 Seymour, Robert J., 1955  
 Sgroi, Michael, 2002, 03, 04, 05  
 Shane, Mario, 1988  
 Sharp, David B., 1968, 69  
 Shaw, David, 1991, 92, 93, 94  
 Shaw, Thomas L., 1948, 49, 50  
 Shea, Charles A. III, 1956, 57  
 Shea, Ryan, 1988  
 Sheehan, Dennis J., 1969, 70, 71  
 Sheehan, Timothy G., 1965, 66  
 Sheldon, Willard H., 1919  
 Sheller, Willard N., 1941, 42  
 Shelswell, Ian, 2003  
 Sherman, Richard, 2006, 07, 09, 10  
 Shields, Harvey H., 1903, 04  
 Shinnefield, Patrick, 1998  
 Shipkey, Arthur H., 1942  
 Shipkey, Harry H., 1922, 23, 24

Shipkey, Theodore E., 1924, 25, 26  
 Shittu, Aziz, 2012  
 Shlaudeman, Karl W., 1919, 20  
 Shlaudeman, Robert, 1919, 20, 21  
 Shockley, Hillary E., 1969, 70, 71  
 Shoemaker, William B., 1966, 67, 68  
 Shore, Robert A., 1966, 67, 68  
 Shroyer, James L., 1961, 62, 63  
 Shull, Rod J., 1985  
 Sickmeier, Andrew C., 1977, 78  
 Siemens, Jeffrey S., 1974, 75, 76  
 Siemon, Jeffrey G., 1969, 70, 71  
 Silva, Mike, 2003, 04, 05, 06  
 Silvas, Nick, 2005  
 Sim, William C., 1932, 33  
 Simkins, William J., 1928, 29, 30  
 Simone, Michael A., 1970, 71  
 Simons, Carlton B., 1960, 61, 62  
 Simpson, Ismail, 2003, 04, 05, 06  
 Sims, John, 1992  
 Sims, John, 1993  
 Sims, Robert F., 1926, 27, 28  
 Sims, Tim, 2005, 06, 07  
 Sinclair, Andy L., 1985, 86, 87, 88  
 Single, Douglas W., 1971, 72  
 Singler, William D., 1973, 74, 75  
 Sinnerud, James A., 1958  
 Sivara, Dean L., 1980  
 Skaufel, Taylor, 2007, 08, 09, 10  
 Skrabul, Paul M., 1974, 75, 76  
 Slaker, Frank L., 1900, 01  
 Skov, Patrick, 2012  
 Skov, Shayne, 2009, 10, 11, 12  
 Slusher, Dale, 1905  
 Smalling, Charles O., 1928, 29  
 Smiley, Arthur C., 1970  
 Smith, Aaron, 2006  
 Smith, Alex, 2001, 02, 03, 04  
 Smith, Allen, 2005, 06, 07  
 Smith, Barrett C., 1951, 52, 53  
 Smith, Edward A., 1899, 1900, 01, 02  
 Smith, Terrell W., 1968, 69, 70  
 Smith, G.W., 1903  
 Smith, James Z., 1959, 61  
 Smith, Lyle W., 1933  
 Smith, Martin E., 1976, 77, 78  
 Smith, Rea E., 1896, 97, 98  
 Smith, S.P., 1901  
 Smith, Sidney B., 1947  
 Smith, Steve, 1989, 90, 91  
 Smith, Tim, 1996, 98, 99  
 Smith, Warren L., 1910, 11, 12  
 Smitherum, Edgar, 1915  
 Smythe, James J., 1974, 75  
 Snelson, Eric W., 1984, 85, 86, 87  
 Snider, John E., 1972, 73, 74  
 Snider, Malcolm P., 1966, 67, 68  
 Snyder, Clinton, 2006, '07, 08, 09  
 Soderlund, Matt D., 1982, 83, 84, 85  
 Solomon, Fred F., 1923, 24, 25  
 Sones, Thomas H., 1970, 71  
 Soper, Harold C., 1914, 15  
 Sorensen, Loren R., 1953  
 South, Glenn E., 1939, 40  
 Southwood, Eric J., 1949, 51  
 Spanos, Michael, 2011  
 Spaulding, Alfred B., 1894, 95  
 Spence, Daniel H., 1961, 62  
 Spragan, Donnie, 1996, 97, 98  
 Sprott, Walter K., 1902, 03, 04  
 Sproull, Henry F., 1921  
 St. Geme, Edmond F., 1981, 82, 83, 84  
 St. Geme, Joseph W. III, 1977, 78, 79  
 St. Geme, Joseph W. Jr., 1950, 51, 52  
 St. Geme, Peter E., 1980, 81  
 Stahl, W. Fred, 1985, 86, 87  
 Stahle, Douglas C., 1939, 40, 41  
 Stalwick, David K. (Kent), 1978  
 Stamm, Edward A., 1940, 41, 42  
 Standlee, Norman S., 1938, 39, 40  
 Stanford, J.N., 1905, 06  
 Stanton, John G., 1952, 53, 55

Steele, Russell B., 1956, 57, 58  
 Steen, Sharcus, 1996, 97, 98, 99  
 Stein, Richard B., 1957  
 Steinberg, John C. Jr., 1951, 52, 53  
 Stenstrom, Steve, 1991, 92, 93, 94  
 Stephen, Roy A., 1957, 58  
 Stephens, James D., 1977, 78  
 Stephens, Terrence, 2009, 10, 11, 12  
 Steuber, Harold A., 1959, 60, 61  
 Stevenson, Don V., 1974, 75, 76  
 Stevenson, Maxwell, 1998  
 Stewart, James R., 1952  
 Stewart, Jeremy, 2007, 08, 10, 11  
 Stewart, John K. Jr., 1953, 54, 55  
 Stewart, Russell, 1997, 98, 99, 2000  
 Stice, Robert H., 1919, 20, 21  
 Stillwell, Roger H., 1972, 73, 74  
 Stimson, Dustin, 2002  
 Stockbauer, Marc, 1996, 97, 98, 99  
 Stojkovich, Andrew, 1938, 39  
 Stone, Glen J., 1971, 72, 73  
 Stone, Grant B., 1936, 37  
 Stonehouse, Paul, 1989, 90, 91, 92  
 Storum, William A., 1950, 51, 52  
 Stott, Edmund P., 1904, 05, 06  
 Straight, Herbert R., 1896  
 Strand, Justin, 1993  
 Strong, V. David, 1975, 76  
 Stubblefield, Don P., 1981, 82, 83  
 Stundell, Alfred L., 1910  
 Sturgeon, John B., 1939  
 Stutz, Andrew, 2010, 11  
 Sullens, Stephen, 1987, 88, 89  
 Sullivan, Mike, 2003  
 Summers, Alan, 1984, 85  
 Summers, John J. (Jay), 1978, 79, 80, 81  
 Summers, Jon, 1987, 88  
 Sundheim, George M. (Duf), 1973, 74  
 Supple, Frederick E. Jr., 1946  
 Sutherland, Sam, 1985  
 Sutton, Richard X., 1937  
 Svitek, Will, 2002, 03, 04  
 Svitenko, Paul L., 1985, 86, 87  
 Swan, Frederick H., 1924, 25, 26  
 Swanson, Pete, 1993, 94, 95, 96  
 Swanson, Peter L., 1957, 58  
 Swarts, Clifton R., 1917  
 Swartz, Donald E., 1966, 67  
 Sweeney, David F., 1984, 85, 86, 87  
 Swigart, Theodore E., 1915, 16  
 Swinton, Eliel, 1993, 94, 95, 96  
 Symonds, Nathaniel M., 1926

## T

Tandy, Ray E., 1928, 29, 30  
 Tanner, Edwin S. (Ted), 1951, 52, 53  
 Targhetta, Paul, 1931, 32, 33  
 Tarpey, Paul A., 1901, 02  
 Tarpley, A.J., 2011, 12  
 Tarr, William H., 1953, 54, 55  
 Taylor, Albert W., 1921  
 Taylor, Brian, 1998, 99, 2000, 01  
 Taylor, Charles A., 1940, 41, 42  
 Taylor, Edwin D., 1950  
 Taylor, Gary, 1988, 89, 91  
 Taylor, Jack R., 1955, 56, 57  
 Taylor, Michael S., 1980, 81  
 Taylor, Perry N., 1929, 30  
 Taylor, Stefan, 2009, 10, 11, 12  
 Taylor, Wilbur R., 1949, 50  
 Teeuws, John L., 1985, 87  
 Teeuws, Michael L., 1979, 80, 81, 82  
 Telesmanich, Jim, 1999  
 Templeton, Robert L., 1915, 16, 17, 19, 20  
 Templeton, Robert M., 1939  
 TenBruggencate, Al J., 1974, 75, 76  
 Tenn, David T., 1973, 74, 76  
 Tennefoss, Marvin, 1950, 51, 52  
 Terriell, Chester C., 1908  
 Terrell, Drew, 2009, 10, 11, 12  
 Test, Eric B., 1973, 74

Theeder, Richard R., 1986, 87, 88  
 Thoburn, James H., 1910, 12, 13  
 Thomas, Arthur B., 1922, 23, 24  
 Thomas, Benjamin A., 1896, 97  
 Thomas, Chase, 2009, 10, 11, 12  
 Thomas, Eric, 1989, 91  
 Thomas, John M., 1957, 59  
 Thomas, Michael, 2008, 09, 10, 11  
 Thomas, Rooney, 1992  
 Thompson, James G., 1929  
 Thompson, John M., 1940  
 Thompson, Robert A., 1901, 03, 04, 05  
 Thompson, Robert N., 1951, 52  
 Thompson, Savann J., 1975, 76, 77, 78  
 Thorpe, Charles A., 1906, 07, 09  
 Thurlow, Stephen C., 1961, 62, 63  
 Tilton, Lloyd I., 1913  
 Tinsley, Damion, 2000  
 Tipton, David L., 1969, 70  
 Tipton, Thomas, 1974, 75  
 Titus, Michael G., 1946, 47  
 Tobin, Donald J., 1951  
 Tod, Jay K., 1931, 32, 33  
 Todd, Raymond W., 1934, 35  
 Toilolo, Levine, 2011, 12  
 Tolliver, Michael T., 1980, 81, 82, 83  
 Tolon, Kenneth, 2001, 02, 03, 04  
 Tolpinrud, Sean, 1999, 2000  
 Tomerlin, Clemens, 1940  
 Tomlinson, Daniel J., 1971  
 Toner, Brian., 1996, 97, 98  
 Toner, Eric, 2000  
 Toorvald, Philip S., 1960  
 Topp, Gregory A., 1981  
 Topping, William K., 1933, 34, 35  
 Torrence, Leigh, 2001, 02, 03, 04  
 Traeger, William J., 1899, 1900, 01  
 Traverso, Matt, 2003, 04, 05  
 Trombetta, Julius C., 1926  
 Trompas, Alexander G., 1934, 35  
 Trouset, Tony, 1988, 89  
 Trout, William W. Jr., 1939  
 Tsoutsouvas, Louis S., 1936, 37  
 Turney, Jono, 1987, 88, 89, 90  
 Swanson, Pete, 1993, 94, 95, 96  
 Turriziani, Alfred L., 1948  
 Tyler, Andre M., 1978, 79, 80, 81

## U

Udofia, Ekom, 2006, 07, 08, 09  
 Udofia, Udeme, 2004, 05, 06, 07, 08  
 Ukropina, James R., 1957, 58  
 Underwood, Cole, 2011  
 Urban, Joseph C., 1912, 13, 14, 15  
 Uso, Tafari, 1998, 99

## V

Vahan, Randolph K., 1960, 61, 62  
 Vail, Stanley M., 1907  
 Valli, Louis P., 1955, 56, 57  
 Van Alstyne, Bruce E., 1949, 50  
 Van Dellen, Elzo L. Jr., 1933, 34  
 Van Dervoort, Theodore Jr., 1905, 07  
 Van Galder, Gary C., 1955, 56, 57  
 Van Hook, Stuart G., 1924, 25  
 Vanderlip, Manford, 1955  
 Vardell, Thomas, 1988, 89, 90, 91  
 Vataha, Randall E., 1969, 70  
 Vaughn, Matt, 1993  
 Vaughters, James, 2011, 12  
 Vella, Tony, 1996  
 Verdick, James E., 1939, 40  
 Veris, Garin L., 1981, 82, 83, 84  
 Vermilya, Robert H., 1928  
 Vick, James A., 1950, 51, 52  
 Vickers, Leon, 1993  
 Vigby, Jack, 1917  
 Vigna, Joseph A., 1935, 36  
 Vincenti, Louis R., 1927  
 Vinson, Josiah, 2003, 04, 05, 06

Volmert, Lawrence E., 1964, 65, 66  
 Volpe, Jon, 1987, 88, 90  
 Volta, Eric L., 1984, 85, 86, 87  
 Vucinich, Milton C., 1940, 41, 42

## W

Wagner, Evan, 1996  
 Wakefield, Charles, 1942, 46  
 Waldo, John H., 1918  
 Waldvogel, Jerry A., 1974, 75  
 Walker, David B., 1972, 73, 74  
 Walker, David, 1992, 93, 94, 95  
 Walker, Edgar L., 1924, 25, 26  
 Walker, Frank F., 1915, 16  
 Walker, Harold L., 1947  
 Walker, Kelly J., 1973, 74  
 Walsh, Chris, 1988, 89, 90, 91  
 Walsh, Thomas J., 1959, 60, 61  
 Walters, Troy, 1996, 97, 98, 99  
 Walton, H.A., 1892 (Fall), 1893  
 Walton, Jackson, 1934, 37  
 Ward, Lee, 2011, 12  
 Wark, Thomas L., 1916, 17, 19  
 Warnecke, John C., 1939, 40  
 Warwick, Gregory, 1978  
 Washington, Demea G., 1968, 69, 70  
 Washington, Gene A., 1966, 67, 68  
 Wasik, Todd R., 1979, 80  
 Waters, Rich A., 1974, 75, 76  
 Waters, Ryan, 1993, 94, 95  
 Watkins, Frederick B., 1911, 13  
 Watson, Donald R., 1957, 58  
 Watson, Jarvis P., 1952, 53  
 Watts, Frank A., 1918, 19  
 Watts, Nicodemus, 1993, 94, 95, 96  
 Weaver, Clark E., 1962, 63  
 Webb, Jami, 1993, 94  
 Weber, Chris E., 1983, 84, 85, 86  
 Weber, Stephen, 1987, 88  
 Wedge, Wesley E., 1954  
 Wedge, Winfred E., 1952, 53, 54  
 Wehat, Gilbert C., 1923  
 Weinacht, Paul, 2000, 01, 02  
 Weingartner, Thomas A., 1966, 67, 68  
 Weller, Milo J., 1903, 04  
 Wells, Ryan, 1999, 2000, 01, 02  
 Wentworth, William A., 1953  
 Werner, Bryan, 1994, 95, 96, 97  
 Westler, John E., 1978  
 West, Byron F., 1937, 38  
 West, R.F., 1904  
 Westerfield, Dan D., 1982, 83, 84  
 Wetright, Ryan, 1991, 92  
 Whalen, Griff, 2008, 09, 10, 11  
 Whalen, Ryan, 2007, 08, 09, 10  
 Whipple, John H., 1947  
 Whitaker, Eric, 2011  
 Whitaker, Nate, 2009, 10  
 White, Alistair, 1995, 96, 97  
 White, Charles H., 1934  
 White, Gordon W., 1948, 49, 50  
 White, Jason, 1992, 93, 94, 95  
 White, Jason, 2000, 01, 02  
 White, Robert W., 1948, 49, 50  
 White, Stephen F., 1972, 73  
 White, Vincent D., 1979, 80, 81, 82  
 Whitehouse, Louis M., 1893  
 Whitfield, Bob, 1989, 90, 91  
 Whitfield, Kodi, 2012  
 Whitt, Scott, 1994, 95  
 Whittemore, John R., 1892 (Spring)  
 Whittle, Derek W., 1983  
 Wiggin, Paul D., 1954, 55, 56  
 Wilbur, John L., 1963, 64, 65  
 Wilburn, Albert T., 1964, 65, 66  
 Wilcox, Chester A., 1920, 21, 22  
 Wilcox-Fogel, Nate, 2007, 08  
 Wiley, William M., 1972  
 Wilkerson, Anthony, 2010, 12  
 Wilkes, Khalil, 2010, 11, 12  
 Wilkin, John S., 1963

Wilkins, Earl B., 1916  
 Wilkinson, Michael P., 1975, 76  
 Willard, Michael R., 1967  
 Willard, William C., 1937, 38, 40  
 Williams, Bradley B., 1973, 74  
 Williams, Charles R., 1966, 67  
 Williams, Fred L., 1934, 35, 36  
 Williams, Howard L., 1967, 68, 69  
 Williams, Ken R., 1982  
 Williams, Lewis I., 1971  
 Williams, Tank, 1998, 99, 2000, 01  
 Williams, Thomas M., 1895, 96  
 Williams, Thomas N., 1958  
 Williams, Tom, 1989, 90, 91, 92  
 Williams, Vaughn, 1980, 81, 82, 83  
 Williams, Vincent M., 1978, 81  
 Williamson, Jordan, 2011, 12  
 Willis, Anthony, 1995, 96, 97  
 Willcock, Jason, 1999  
 Wilson, Dean R., 1977, 78, 79  
 Wilson, Elwood J., 1929  
 Wilson, Geoff, 1995, 97, 98  
 Wilson, Gerald E., 1973, 74, 75  
 Wilson, John H., 1892 (Fall), 1893  
 Wilson, Philip C., 1952, 53  
 Wilson, Philip L. Jr., 1931  
 Wilson, Philip L., 1898  
 Wilson, Phillip E., 1980  
 Wilson, Stanley, 2002, 03, 04  
 Wilson, William A., 1941  
 Wilton, Frank S. Jr., 1926, 27, 28  
 Wimmer, Gary E., 1979, 80, 81, 82  
 Wines, Blaine L., 1913, 14  
 Winesberry, John C., 1971, 72, 73  
 Winham, William P., 1916, 17  
 Winnek, Phil S., 1929  
 Winters, Jerry E., 1960  
 Wisner, Sean, 2008  
 Wire, Coy, 1998, 99, 2000, 01  
 Woodcock, Elbert C., 1911  
 Woodward, Tyleve F., 1921, 22, 23  
 Woodlomes, James P., 1920  
 Worden, Richard C., 1927, 28  
 Worley, Davie E., 1951  
 Wright, Josh, 1990, 91, 92, 93  
 Wright, Matt, 1999, 2000, 01  
 Wright, Remound, 2012  
 Wusu, Timi, 2002, 04, 05  
 Wylie, James T., 1914, 15  
 Wylie, Robert M., 1959, 60  
 Wyman, David M., 1982, 83, 84, 86  
 Wyman, Michael E., 1981, 82, 83, 84

## Y

Yancy, Austin, 2006, 07, 09, 10  
 Yankey, David, 2011, 12  
 Yang, Charles, 1993, 94, 95  
 Young, Charlie, 1987, 88, 90  
 Young, Chris M., 1985, 87  
 Young, Gordon A., 1954, 55, 56  
 Young, Kelsey, 2012  
 Young, William B., 1942

## Z

Zager, Peter G., 1936, 37, 38  
 Zagory, Aaron, 2006, 07, 08  
 Zalosky, Craig R., 1972, 73  
 Zappettini, Donald M., 1942  
 Zellmer, Craig A., 1978, 79, 80, 81  
 Zentner, John R., 1985, 86, 87, 88  
 Zychlinski, Daniel, 2009, 10, 11, 12



# The UNIVERSITY



# STANFORD UNIVERSITY



## Stanford at a Glance

On October 1, 1891, the 465 new students who were on hand for opening day ceremonies at Leland Stanford Junior University greeted Leland and Jane Stanford enthusiastically, with a chant they had made up and rehearsed only that morning. Wah-hoo! Wah-hoo! L-S-J-U! Stanford! Its wild and spirited tone symbolized the excitement of this bold adventure. As a pioneer faculty member recalled, "Hope was in every heart, and the presiding spirit of freedom prompted us to dare greatly."

For the Stanfords' on that day, the university was the realization of a dream and a fitting tribute to the memory of their only son, who had died of typhoid fever weeks before his sixteenth birthday. Far from the nation's center of culture and unencumbered by tradition or ivy, the new university drew students from all over the country: many from California; some who followed professors hired from other colleges and universities; and some simply seeking adventure in the West. Though there were many difficulties during the first months – housing was inadequate, microscopes and books were late in arriving from the East – the first year foretold greatness. As Jane Stanford wrote in the summer of 1892, "Even our fondest hopes have been realized."

### Ideas of "Practical Education"

Governor and Mrs. Stanford had come from families of modest means and had built their way up through a life of hard work. So it was natural that their first thoughts were to establish an institution where young men and women could "grapple successfully with the practicalities of life." As their thoughts matured, these ideas of "practical education" enlarged to the concept of producing cultured and useful citizens who were well-prepared for professional success.

More than 120 years later, the university still enjoys the original 8,180 acres (almost 13 square miles) of grassy fields, eucalyptus groves, and rolling hills that were the Stanfords' generous legacy, as well as the Quadrangle of "long corridors with their stately pillars" at the center of campus. It is still true, as the philosopher William James said during his stint as a visiting professor, that the climate is "so friendly ... that every morning wakes one fresh for new amounts of work."

### Current Perspectives

In other ways, the university has changed tremendously on its way to recognition as one of the world's great universities. At the hub of a vital and diverse Bay Area, Stanford is less than an hour's drive south of San Francisco and just a few minutes north of Silicon Valley, an area dotted with computer and high technology firms largely spawned by the university's faculty and graduates. On campus, students and faculty enjoy new libraries, modern laboratories, tremendous sports and recreation facilities, and comfortable residences. Contemporary sculpture, as well as pieces from The Cantor Arts Center's extensive collection of sculpture by Auguste Rodin, is placed throughout the campus, providing unexpected pleasures at many turns. At the Stanford Medical Center, world-renowned for its research, teaching, and patient care, scientists and physicians are searching for answers to fundamental questions about health and disease. Ninety miles down the coast, at Stanford's Hopkins Marine Station on Monterey Bay, scientists are working to better understand the mechanisms of evolution, human development, and ecological systems.

The university is organized into seven schools: Earth Sciences, Education, Engineering, the Graduate School of Business, Humanities and Sciences, Law, and Medicine. In addition, there are more than 30 interdisciplinary centers, programs, and research laboratories – including the Hoover Institution on War, Revolution and Peace; the The Freeman Spogli Institute for International Studies; the SLAC national accelerator laboratory; and the Stanford Center for the Study of Families, Children and Youth – where faculty from a wide range of fields bring different perspectives to bear on issues and problems. Stanford's Overseas Studies Program offers students in all fields remarkable opportunities for study abroad, with campuses in Australia, Beijing, Berlin, Cape Town, Florence, Kyoto, Madrid, Moscow, Oxford, Paris, and Santiago.






### Stanford People

By any measure, Stanford's faculty – which numbers just over 1,995 – is one of the most distinguished in the nation. As of January 2013, the faculty included 19 Nobel Laureates, four Pulitzer Prize winners, 24 MacArthur Fellows, 18 recipients of the National Medal of Science, two National Medley of Technology recipients, 268 members of the National Academy of Arts and Sciences, 152 members of the National Academy of Sciences, 95 National Academy of Engineering members, 31 members of the National Academy of Education, seven Wolf Foundation Prize winners, six winners of the Koret Foundation Prize and three Presidential Medal of Freedom winners. Yet beyond their array of honors, what truly distinguishes Stanford faculty is their commitment to sharing knowledge with their students. The great majority of professors teach undergraduates both in introductory lecture classes and in small advanced seminars.

Currently 18,217 students, of which 7,063 are undergraduates, live and study on campus. Almost 40 percent come from California, but all 50 states and approximately 56 countries are represented as well. Among undergraduates, approximately 56 percent are African American, Asian American, International, Mexican American, Native American, Native Hawaiian or Other Hispanic in ethnicity. Like the faculty, the Stanford



student body is distinguished. Approximately 10 students apply to Stanford for every place in the freshman class with 89 percent of those admitted finishing in the top 10 percent of their high school class. The number of Rhodes Scholars at Stanford currently stands at 109, 86 have been selected Marshall Award winners, and 60 have been chosen Truman Scholars. Nearly 90 percent of graduating seniors plan to attend graduate or professional schools. Stanford students also shine in a tremendous array of activities outside the classroom – from student government to music, theater, and journalism. Through the Haas Center for Public Service, students participate in many community service activities, such as tutoring programs for children in nearby East Palo Alto, the Hunger Project, and the Arbor Free Clinic.

### Looking Ahead

In her address to the Board of Trustees, in 1904, Jane Stanford said, “. . . Let us not be afraid to outgrow old thoughts and ways, and dare to think on new lines as to the future of the work under our care.”

Her thoughts echo in the words of former Stanford President Gerhard Casper, who has said, “The true university must reinvent itself every day . . . At Stanford, these are days of such reconsideration and fresh support for our fundamental tasks – teaching, learning, and research.”





# STANFORD STADIUM

---

## Home of Cardinal Football

---

The Cardinal plays all of its home games in Stanford Stadium, which was completely renovated after the 2005 season and is now widely considered one of the premier on-campus college football stadiums in the country.

Situated in a park-like setting among groves of eucalyptus and oak trees, Stanford Stadium has a seating capacity of 50,000, allowing for an intimate and fan-friendly experience.

The original facility, built in 1921, enjoyed a long and storied history before being renovated for the start of the 2006 season. Some historical events held in the old venue included Herbert Hoover's presidential acceptance speech in 1928, the U.S. Olympic Track and Field Trials in 1960, the USA-USSR track meet in 1962, Olympic soccer matches in 1984, Super Bowl XIX in 1985, men's World Cup in 1994 and women's World Cup soccer in 1999.

# Historic Events at Stanford Stadium

**August 12, 1928**

Herbert Hoover's acceptance speech following his nomination to run for President

**July 1-2, 1960**

U.S. Olympic Track & Field Trials

**July 21-22, 1962**

USA-USSR Track Meet

**July 29-August 6, 1984**

Olympic soccer matches

**January 20, 1985**

Super Bowl XIX

**June 20-July 10, 1994**

Men's World Cup soccer matches

**July 4, 1999**

Women's World Cup soccer match

**November 26, 2005**

Stanford and Notre Dame play final game in original Stanford Stadium

**September 16, 2006**

Stanford-Navy football game opens new Stanford Stadium

**November 30, 2012**

Stanford defeats UCLA, 27-24, to win the Pac-12 Championship Game





## Bernard Muir

**Jaquish & Kenninger Director of Athletics  
Brown '90**



Bernard Muir was named Stanford's Jaquish & Kenninger Director of Athletics on July 27, 2012. He was appointed to his position by Provost John Etchemendy.

"Bernard Muir has a national reputation as a superb athletic administrator," said Etchemendy. "He also has a deep personal understanding of what it means to be a scholar-athlete, performing at the very highest levels both academically and athletically. In Bernard Muir, we are confident we have a leader with the integrity, experience and commitment to ensure that Stanford's athletic legacy continues."

Under Muir's guidance in 2012-13, Stanford kept alive two of the most unfathomable streaks in college athletics. Stanford won its 19th consecutive Directors' Cup trophy as the top overall athletic program in the country and extended its streak of having won at least one NCAA team championship annually for the past 37 years, the longest such streak in the nation.

Stanford teams have won 104 NCAA Championships, with 123 total team championships, the most of any school. With seven individual national championships in 2012-13, Stanford extended another lofty number; no other school has won more than the Cardinal's 430 individual national titles.

Stanford added to its impressive sport lineup as well with the addition of sand volleyball. The school now sponsors 36 varsity programs, all of which exceed the NCAA's Academic Progress Rate.

In addition to its 36 varsity sports, the Stanford Department of Athletics, Physical Education and Recreation supports campus-wide recreation, fitness and wellness programs. The university employs over 100 coaches and assistants. Eleven current coaches have led their teams to one or more NCAA titles.

Muir has earned the respect of collegiate athletic administrators nationwide, including Kevin White, director of athletics at Duke University, who is widely regarded as the dean of athletic directors.

"Simply put, Stanford University made a brilliant hire," White said after the hire. "Bernard Muir has already distinguished himself as a truly great leader. Bernard is terribly humble, incomparably intelligent and just drips with

integrity. Moreover, Bernard is empathetic to a fault, inordinately task oriented, both clearly adaptable and situational, and ridiculously passionate about the plight of the student-athlete."

Muir was selected after a nationwide search headed by Robert Simoni, the Donald Kennedy Chair in the Stanford School of Humanities and Sciences and professor of biology, and Jeff Wachtel, senior assistant to the president.

"I could not be more delighted that Bernard will join the Stanford family," said Simoni at the time. "He shares every value we have as an institution and that we expect for our athletic program. He also shares our absolute commitment to integrity and a passion to provide our remarkable students with every opportunity for academic and athletic success. It's a great day for the future of Stanford athletics."

Muir brought nearly 25 years of athletic administrative experience to The Farm from stops at Delaware, Georgetown, Notre Dame, Butler, Auburn and the National Collegiate Athletics Association (NCAA). He directed Delaware's athletic program from 2009 to 2012 and, before that, was director of athletics at Georgetown from 2005 to 2009. As an undergraduate at Brown University, Muir was a four-year letter winner in basketball.

In February 2012, Muir was named to the NCAA Division I Men's Basketball Committee. The committee oversees all aspects of NCAA collegiate men's basketball at the Division I level and serves as the selection committee for the NCAA Tournament. He also serves as a member of the board of directors of USA Basketball.

At Delaware, Muir is credited with increasing the competitiveness of Blue Hen varsity sports, helping secure NCAA Division I tournament games on campus and enhancing athletic facilities.

Before joining the athletics administration at Georgetown, Muir served as deputy director



of athletics/administration and facilities at the University of Notre Dame from 2004 to 2005. He also served at Notre Dame as senior associate athletic director for student welfare and development from 2003 to 2004 and as associate athletic director for student welfare and development from 2000 to 2003.

Muir worked for the NCAA from 1998 to 2000 as director of operations for the Division I men's national basketball championship and from 1992 to 1998 as assistant director of the Division I men's national basketball championship. He began his career in athletics administration as an athletic administrative assistant at Butler University in 1990, and subsequently held positions with Auburn University and Streetball Partners International of Dallas.

In 2007, Muir was named to Street & Smith's SportsBusiness Journal's "Top 40 Under 40."

Muir earned a bachelor's degree in organizational behavior and management from Brown University in 1990 and a master's degree in sports administration from Ohio University in 1992.

Muir and his wife, Liz, have two daughters, Libby and Millie.



## Senior Administrative Team



**Bernard Muir**  
Jaquish & Kenninger  
Director of Athletics



**Patrick Dunkley**  
Deputy Director  
of Athletics




**Ray Purpur**  
Deputy Director of  
Athletics, Facilities



**Beth Goode**  
Senior Associate Athletic  
Director, Intercollegiate  
Services/SWA



**Chris Hutchins**  
Senior Associate  
Athletic Director,  
External Relations



**Joe Karlgaard**  
Senior Associate  
Athletic Director,  
Development



**Earl Koberlein**  
Senior Associate  
Athletic Director,  
Intercollegiate Sports


## Stanford Athletics Directory

Arrillaga Family Sports Center  
641 E. Campus Drive  
Stanford, CA 94305-6150

Athletic Department Main Line ..... (650) 723-4591

Bernard Muir, Jaquish & Kenninger Director of Athletics.....	723-4596
Patrick Dunkley, Deputy Director of Athletics.....	725-7655
Ray M. Purpur, Deputy Director of Athletics.....	723-1820
Beth Goode, Senior Associate AD / Intercollegiate Services/SWA.....	725-2571
Chris Hutchins, Senior Associate AD / External Relations.....	725-6366
Eark Koberlein, Senior Associate AD / Intercollegiate Sports.....	279-6700
Eric Stein, Senior Associate AD / Physical Education.....	736-8494
Brian Talbott, Senior Associate AD / CFO.....	723-8113
Kevin Blue, Associate AD / Business Strategy.....	724-0274
Joe Karlgaard, Senior Associate AD / Development.....	723-5051
Kurt Svoboda, Senior Assistant AD / Communications and Public Relations.....	721-1989
Megan Boone, Assistant AD / Compliance.....	723-6150
Marie Vasquez, Assistant AD / Marketing.....	724-3479
Rich Muschell, Assistant AD / Ticket Sales.....	725-2364
David Schinski, Assistant AD / Capital Planning.....	725-7947
Brandon Marcello, Director of Sports Performance.....	721-1187
Scott Anderson, Head Athletics Trainer.....	498-6451
Dave Vargas, Director of Football Marketing.....	736-2177
Bud Anderson, Director of Creative Video.....	724-3910
Cheryl Hammitt, Director of Ticket Operations.....	723-1021
Jenny Claypool, Director of Championships.....	725-7244
Gary Hazelitt, Head Equipment Manager.....	723-1158
Spencer Christiansen, Cardinal Sports LLC General Manager.....	725-6015

For a complete staff listing, please visit [GoStanford.com](http://GoStanford.com)




**Eric Stein**  
Senior Associate  
Athletic Director,  
Physical Education,  
Recreation and  
Wellness



**Brian Talbott**  
Senior Associate  
Athletic Director  
Chief Financial Officer



**Kevin Blue**  
Associate Athletics Director  
Business Strategy &  
Revenue  
Enhancement



## Stanford Head Coaches



**Mark Marquess**  
Baseball



**Johnny Dawkins**  
Men's Basketball



**Tara VanDerveer**  
Women's Basketball



**Dr. Rick Schavone**  
Diving



**Lisa Milgram**  
Women's Fencing



**George Pogosov**  
Men's Fencing




**Tara Danielson**  
Field Hockey




**David Shaw**  
Football



**Conrad Ray**  
Men's Golf



**Anne Walker**  
Women's Golf



**Thom Glielmi**  
Men's Gymnastics



**Kristen Smyth**  
Women's  
Gymnastics



**Amy Bokker**  
Lacrosse



**Craig Amerkhanian**  
Men's Rowing



**Al Acosta**  
Women's Lightweight  
Rowing



**Yasmin Farooq**  
Women's Rowing



**John Vandemoer**  
Sailing



**Jeremy Gunn**  
Men's Soccer



**Paul Ratcliffe**  
Women's Soccer



**John Rittman**  
Softball



**Mark Talbott**  
Women's Squash



**Ted Knapp**  
Men's Swimming



**Greg Meehan**  
Women's  
Swimming




**Sara Lowe**  
Synchronized  
Swimming



**John Whitlinger**  
Men's Tennis



**Lele Forood**  
Women's Tennis



**Chris Miltenberg**  
Track & Field



**John Kosty**  
Men's Volleyball



**John Dunning**  
Women's Volleyball  
Sand Volleyball



**John Vargas**  
Men's Water Polo



**John Tanner**  
Women's Water Polo



**Jason Borrelli**  
Wrestling



## Principles That Guide Us

### Department of Athletics, Physical Education and Recreation

#### Mission Statement

From its founding in 1891, Stanford University's leaders have believed that physical activity is valuable for its own sake and that vigorous exercise is complementary to the educational purposes of the university. Within this context for human development, it is the mission of Stanford's Department of Athletics, Physical Education and Recreation to offer a wide range of high quality programs which will encourage and facilitate all participants to realize opportunities for championship athletic participation, physical fitness, health and well being.

#### We Will Teach

- By encouraging our student-athletes to capture all the joy, power and extraordinary personal growth that comes to those who compete and support athletic excellence.
- By hiring and retaining the best coaches and staff members available and arming them with the tools to achieve at the highest level.
- By fostering and nurturing a coaching, physical education and recreation staff that is committed to teaching with integrity & ambition and that performs in a manner which is consistent with the academic priorities of Stanford University.
- By recognizing the need to work as a team while valuing each individual's unique characteristics and abilities.
- By committing ourselves to the personal development and well being of our student-athletes and staff. Those who participate at all levels will learn the benefits of teamwork, discipline, goal setting, physical fitness, healthy lifestyles, character development, self confidence, sportsmanship and an appreciation for lifelong learning.

#### We Will Lead

- By being the model of success, of universal opportunity, and of unwavering commitment to the ideal of the scholar-athlete.
- By operating with integrity as we follow the spirit and the letter of each rule. Integrity will be displayed in our policies, performances and programs.
- By continuing our long history of conference and national prominence through a commitment to cutting-edge involvement in athletic issues.



#### We Will Win

- By maximizing our effort in every competition, on every team and in every setting where skill, determination and hard work combine to achieve singularly successful results.
- By having an uncompromising commitment to conference and national championships and by providing each student-athlete with the tools necessary to be successful at the highest levels of both academic and athletic performance.
- By creating a commitment to a university-wide wellness culture that will allow Stanford students, faculty and staff to maximize their health and fitness opportunities throughout their lives.

#### We Will Serve

- By respecting, honoring and responding to the needs of our student-athletes, coaches, colleagues, advocates and members of our larger community.
- By encouraging innovation and creativity. We will harness technology to extend our reach and to interface with our various internal and external constituencies.
- Through fiscal responsibility in all elements of departmental operations.
- By advancing outreach as a fundamental component of the department, we will strive to enhance the overall mission of the University through competitive excellence, effective outreach and an on-going commitment to customer service.
- By utilizing the department resources and physical facilities to serve the campus community, our alumni and our supporters throughout the world.
- By valuing our heritage, and in doing so we commit ourselves to championship caliber athletic achievement and the ongoing enhancement of the traditions of Stanford Athletics, including leadership, individual and team achievement & intense pride and loyalty.

## Stanford's National Titles

NCAA championships are commonplace at Stanford University, as Cardinal teams have won national titles at an unprecedented rate, including a national-best 89 since 1980 and 66 since 1990. Stanford has won at least one NCAA championship for 37 consecutive years and has won four national titles in a single season nine times.

Nine different Stanford teams have won at least five national titles, including men's tennis (18), women's tennis (18), men's water polo (11), women's swimming and diving (9), men's swimming and diving (8), men's golf (8), women's volleyball (6), synchronized swimming (7) and women's cross country (5). A total of 22 Stanford teams have won at least one national championship.

Stanford teams have won a total of 123 national championships. In NCAA competition, Cardinal teams have won 104 team titles, including 61 men's championships and an NCAA-best 43 women's titles.

## Titles By Sport

\* AIAW + Helms ^ ICYRA ! Rissman • Unofficial title  
# U.S. Collegiate Note: NCAA titles unless otherwise noted

### Baseball (2)

- 1987 Mark Marquess
- 1988 Mark Marquess

### Men's Basketball (3)

- 1937+ John W. Bunn
- 1938+ John W. Bunn
- 1942 Everett Dean

### Women's Basketball (2)

- 1990 Tara VanDerveer
- 1992 Tara VanDerveer

### Men's Cross Country (4)

- 1996 Vin Lananna
- 1997 Vin Lananna
- 2002 Vin Lananna
- 2003 Andy Gerard

### Women's Cross Country (5)

- 1996 Vin Lananna
- 2003 Dena Evans
- 2005 Peter Tegen
- 2006 Peter Tegen
- 2007 Peter Tegen

### Football (1)

- 1926! Glenn "Pop" Warner

### Men's Golf (8)

- 1938 Eddie Twigg
- 1939 Eddie Twigg
- 1941 Eddie Twigg
- 1942 Eddie Twigg
- 1946 Eddie Twigg
- 1953 Bud Finger
- 1994 Wally Goodwin
- 2007 Conrad Ray

### Men's Gymnastics (5)

- 1992 Sadao Hamada
- 1993 Sadao Hamada
- 1995 Sadao Hamada
- 2009 Thom Glielmi
- 2011 Thom Glielmi

### Women's Rowing (1)

- 2009 Yasmin Farooq

### Women's Lightweight Rowing (4)

- 2010 Al Acosta (IRA)
- 2011 Al Acosta (IRA)
- 2012 Al Acosta (IRA)
- 2013 Al Acosta (IRA)

### Co-ed Sailing (1)

- 1997^ Steve Bourdow

### Women's Soccer (1)

- 2011 Paul Ratcliffe

### Men's Swimming & Diving (8)

- 1967 Jim Gaughran
- 1985 Skip Kenney
- 1986 Skip Kenney
- 1987 Skip Kenney

## Stanford Championship Facts

National Championships.....	123
NCAA Championships.....	104
Men's.....	61
Women's.....	43
Other National Championships.....	19

- 1992 Skip Kenney
- 1993 Skip Kenney
- 1994 Skip Kenney
- 1998 Skip Kenney

### Synchronized Swimming (7)

- 1998# Vickey Weir
- 1999# Gail Emory
- 2005# Heather Olson
- 2006# Heather Olson
- 2007# Heather Olson
- 2008# Heather Olson
- 2013# Sara Lowe

### Women's Swimming & Diving (9)

- 1980\* Claudia Kolb Thomas
- 1983 George Haines
- 1989 Richard Quick
- 1992 Richard Quick
- 1993 Richard Quick
- 1994 Richard Quick
- 1995 Richard Quick
- 1996 Richard Quick
- 1998 Richard Quick

### Men's Tennis (18)

- 1942• John Lamb
- 1973 Dick Gould
- 1974 Dick Gould
- 1977 Dick Gould
- 1978 Dick Gould
- 1980 Dick Gould
- 1981 Dick Gould
- 1983 Dick Gould
- 1986 Dick Gould
- 1988 Dick Gould
- 1989 Dick Gould
- 1990 Dick Gould
- 1992 Dick Gould
- 1995 Dick Gould
- 1996 Dick Gould
- 1997 Dick Gould
- 1998 Dick Gould
- 2000 Dick Gould

### Women's Tennis (18)

- 1978\* Anne Gould
- 1982 Frank Brennan

- 1984 Frank Brennan
- 1986 Frank Brennan
- 1987 Frank Brennan
- 1988 Frank Brennan
- 1989 Frank Brennan
- 1990 Frank Brennan
- 1991 Frank Brennan
- 1997 Frank Brennan
- 1999 Frank Brennan
- 2001 Lele Forood
- 2002 Lele Forood
- 2004 Lele Forood
- 2005 Lele Forood
- 2006 Lele Forood
- 2010 Lele Forood
- 2013 Lele Forood

### Men's Track & Field (4)

- 1925 Dink Templeton
- 1928 Dink Templeton
- 1934 Dink Templeton
- 2000 Vin Lananna

### Men's Volleyball (2)

- 1997 Ruben Nieves
- 2010 John Kosty

### Women's Volleyball (6)

- 1992 Don Shaw
- 1994 Don Shaw
- 1996 Don Shaw
- 1997 Don Shaw
- 2001 John Dunning
- 2004 John Dunning

### Men's Water Polo (11)

- 1963• Jim Gaughran
- 1976 Art Lambert
- 1978 Dante Dettamanti
- 1980 Dante Dettamanti
- 1981 Dante Dettamanti
- 1985 Dante Dettamanti
- 1986 Dante Dettamanti
- 1994 Dante Dettamanti
- 1995 Dante Dettamanti
- 2001 Dante Dettamanti
- 2002 John Vargas

### Women's Water Polo (3)

- 2002 John Tanner
- 2011 John Tanner
- 2012 John Tanner



Women's lightweight rowing maintained its national mastery with its fourth-straight national championship in June.



The women's tennis team captured its 17th NCAA championship last spring.



Synchronized swimming claimed its seventh national title, and first since 2008, last year.

## Titles By Year

<b>1924-25</b> Men's Track and Field	<b>1</b>	<b>1980-81</b> Men's Tennis Men's Water Polo	<b>2</b>	<b>1994-95</b> Men's Gymnastics Women's Swimming Men's Tennis Women's Volleyball Men's Water Polo	<b>5</b>	<b>2005-06</b> Women's Cross Country Synchronized Swimming (U.S. Collegiate) Women's Tennis	<b>3</b>
<b>1926-27</b> Football (Rissman)	<b>1</b>	<b>1981-82</b> Women's Tennis Men's Water Polo	<b>2</b>	<b>1995-96</b> Women's Swimming Men's Tennis	<b>2</b>	<b>2006-07</b> Women's Cross Country Synchronized Swimming (U.S. Collegiate) Men's Golf	<b>3</b>
<b>1927-28</b> Men's Track and Field	<b>1</b>	<b>1982-83</b> Women's Swimming Men's Tennis	<b>2</b>	<b>1996-97</b> Men's Cross Country Women's Cross Country Coed Sailing (ICYRA) Men's Tennis Women's Tennis Men's Volleyball Women's Volleyball	<b>7</b>	<b>2007-08</b> Women's Cross Country Synchronized Swimming (U.S. Collegiate)	<b>2</b>
<b>1933-34</b> Men's Track and Field	<b>1</b>	<b>1983-84</b> Women's Tennis	<b>1</b>	<b>1997-98</b> Men's Cross Country Men's Swimming Women's Swimming Synchronized Swimming (U.S. Collegiate) Men's Tennis Women's Volleyball	<b>6</b>	<b>2008-09</b> Men's Gymnastics Women's Rowing	<b>2</b>
<b>1936-37</b> Men's Basketball (Helms)	<b>1</b>	<b>1984-85</b> Men's Swimming	<b>1</b>	<b>1998-99</b> Synchronized Swimming (U.S. Collegiate) Women's Tennis	<b>2</b>	<b>2009-10</b> Men's Volleyball Women's Tennis Women's Lightweight Rowing (IRA)	<b>3</b>
<b>1937-38</b> Men's Basketball (Helms) Men's Golf	<b>2</b>	<b>1985-86</b> Men's Swimming Men's Tennis Women's Tennis Men's Water Polo	<b>4</b>	<b>1999-2000</b> Men's Tennis Men's Track & Field	<b>2</b>	<b>2010-11</b> Men's Gymnastics Women's Water Polo Women's Lightweight Rowing (IRA)	<b>3</b>
<b>1938-39</b> Men's Golf	<b>1</b>	<b>1986-87</b> Baseball Men's Swimming Women's Tennis Men's Water Polo	<b>4</b>	<b>2000-01</b> Women's Tennis	<b>1</b>	<b>2011-12</b> Women's Soccer Women's Water Polo Women's Lightweight Rowing (IRA)	<b>3</b>
<b>1940-41</b> Men's Golf	<b>1</b>	<b>1987-88</b> Baseball Men's Tennis Women's Tennis	<b>3</b>	<b>2001-02</b> Women's Tennis Women's Volleyball Men's Water Polo Women's Water Polo	<b>4</b>	<b>2012-13</b> Women's Lightweight Rowing (IRA) Synchronized Swimming (U.S. Collegiate) Women's Tennis	<b>3</b>
<b>1941-42</b> Men's Basketball Men's Golf Men's Tennis (Unofficial)	<b>3</b>	<b>1988-89</b> Women's Swimming Men's Tennis Men's Tennis	<b>3</b>	<b>2002-03</b> Men's Water Polo Men's Cross Country	<b>2</b>	<b>2003-04</b> Men's Cross Country Women's Cross Country Women's Tennis	<b>3</b>
<b>1945-46</b> Men's Golf	<b>1</b>	<b>1989-90</b> Women's Basketball Women's Tennis Men's Tennis	<b>3</b>	<b>2003-04</b> Men's Cross Country Women's Cross Country Women's Tennis	<b>3</b>	<b>2004-05</b> Women's Volleyball Synchronized Swimming (U.S. Collegiate) Women's Tennis	<b>3</b>
<b>1952-53</b> Men's Golf	<b>1</b>	<b>1991-92</b> Women's Basketball Men's Gymnastics Men's Swimming Women's Swimming Men's Tennis	<b>5</b>	<b>1992-93</b> Men's Gymnastics Men's Swimming Women's Swimming Women's Volleyball	<b>4</b>		
<b>1963-64</b> Men's Water Polo (Unofficial)	<b>1</b>	<b>1993-94</b> Men's Golf Men's Swimming Women's Swimming Men's Water Polo	<b>4</b>				
<b>1966-67</b> Men's Swimming	<b>1</b>						
<b>1972-73</b> Men's Tennis	<b>1</b>						
<b>1973-74</b> Men's Tennis	<b>1</b>						
<b>1976-77</b> Men's Tennis Men's Water Polo	<b>2</b>						
<b>1977-78</b> Men's Tennis Women's Tennis (AIAW)	<b>2</b>						
<b>1978-79</b> Men's Water Polo	<b>1</b>						
<b>1979-80</b> Women's Swimming (AIAW) Men's Tennis	<b>1</b>						

*Nicole Gibbs claimed a second straight NCAA Women's tennis singles' championship days after helping the Cardinal to its 18th team title.*



*Stanford won back-to-back College World Series titles in 1987 and 1988.*



## Stanford Traditions

The unique origins of Stanford's mascot and nickname have a history that dates back to the University's founding in 1891. While the Cardinal has always been one of the school's official colors, the nickname has gone through a series of changes, student votes, controversy and confusion.

Since 1981, Stanford has been known as the Cardinal. Stanford was known as the Indians from 1930-72. Stanford does not have an official mascot. The "Tree," which is a member of the Stanford Band, often times is mistaken for the school's mascot.

### Nickname

The nickname for Stanford is the Cardinal – in reference to one of the school colors. Stanford's history with its nickname began on March 19, 1891, when Stanford beat Cal in the first Big Game. While Stanford did not have an official nickname at the time, the day after the Big Game local newspapers picked up the "cardinal" theme and used it in the headlines.

Stanford did not have an official nickname until Indians was adopted in 1930. For years prior, the Indian had been a part of the Stanford athletic tradition. Perhaps it grew out of the fact that Cal's mascot was a Bear, or it may have come from the large Indian population of the area, or from the Indian paraphernalia in abundance in the late 1800s. Whatever its origin, it was accepted by sportswriters and gradually gained wide recognition.

Stanford officially adopted the Indian nickname on Nov. 25, 1930, after a unanimous vote by the Executive Committee for the Associated Students. The Indian had long been considered the symbol of Stanford before the official vote, although its origins are only speculation.

The Indian symbol was eventually dropped in 1972 following meetings between Stanford Native American students and President Richard Lyman. The 55 students, supported by the other 358 American Indians enrolled in California colleges, felt the mascot was an insult to their culture and heritage. As a result of these talks and the ensuing publicity, the Stanford Student Senate voted 18-4 to drop the Indian symbol, and Lyman agreed.

There was a move to reinstate the Indian as the school mascot in 1975. The debate was put to a vote along with new suggestions, including the Robber Barons, Sequoias, Trees, Cardinals, Railroaders, Spikes and Huns. None of the suggestions were accepted.

From 1972 until November 17, 1981, Stanford's official nickname was Cardinals, in reference to one of the school's colors, not the bird.

Nine years after the Indian was dropped, Stanford still had not decided on a new mascot. President Donald Kennedy declared in 1981 that all Stanford athletic teams will be represented and symbolized exclusively by the color cardinal.

### The Stanford Band

The modern Leland Stanford Junior University Marching Band was formed in 1963 when members of the university's marching band went on strike to protest the firing of the band director. According to lore, the new director, Arthur P. Barnes, immediately won the loyalty of the band by relinquishing any meaningful control over it.

Empowered, the student-led band threw away the traditional marching music and uniforms, eventually settling for a mostly rock and roll repertoire and a simplified uniform consisting of a white fishing hat with red trim, red blazer, black pants and "the ugliest tie you can get your hands on."

The band's repertoire is heavy on classic rock of the 1970s, particularly songs by Tower of Power, Santana and The Who. In the '90s, more modern music was introduced, including songs by Green Day and The Offspring. The de facto fight song is "All Right Now," originally performed by Free.

One of the first collegiate marching bands to record and release their music, the band has produced thirteen albums since 1967. Arrangements focus on the loudest brass instruments—trumpets, mellophones, and trombones—and percussion—one bass drum (called the Axis of Rhythm), snare drums, and single tenor drums. Many traditional band instruments like bells and glockenspiels are altogether absent.

Traditional "marching" is also missing, as the band "scatters" from one formation to the next. A team of Stanford students, generally not band members, writes a script for the halftime show explaining to some degree what the band is doing in any given formation. The announcer reads this script over the public address system.

### The Sounds of Stanford

Over the years, Stanford has associated itself with numerous songs that are entwined with many of the longstanding traditions of the University. The original fight song of Stanford is "Come Join the Band," while the official Alma Mater is "Hail, Stanford, Hail!" "All Right Now," originally performed by Free, was adopted by the Stanford Band as its de facto fight song in the early 1970s. All three songs are regularly heard on Stanford Football Saturdays.

### The Mascot

There is no official mascot of Stanford University. The "Tree," which is member of the Stanford Band, is representative of El Palo Alto, the Redwood tree which is the logo of the city of Palo Alto. Since Stanford and Palo Alto are almost inextricably intertwined in interests and location, it is a natural outgrowth of this relationship. The tree still exists and stands by the railroad bridge beside San Francisquito Creek – it is the site where early explorers first camped when settling the area.

While various other mascots have been suggested and then allowed to wither, the color has continued to serve us well, as it has for 90 years. It is a rich and vivid metaphor for the very pulse of life.

### The Colors

When Stanford first accepted students in 1891, the student body actually voted for gold as the school's color, but another student assembly chose Cardinal as the school color. A few days after the vote, local sportswriters picked up the "Cardinal" theme after Stanford defeated Cal in the first Big Game on March 19, 1891. The headlines read, "Cardinal Triumphs O'er Blue and Gold."

Cardinal remained the school color until the 1940s, when the rules committee and conferences started regulating jersey colors for home and visiting football teams. Stanford's Board of Athletic Control adopted white as the second color.

Today, Stanford's official school colors are cardinal and white.



### Hail, Stanford, Hail!

*Where the rolling foothills rise  
Up towards mountains higher,  
Where at eve the Coast Range lies  
In the sunset fire,  
Flushing deep and paling,  
Here we raise our voices, hailing  
Thee, our Alma Mater*

*From the foothills to the bay  
It shall ring,  
As we sing,  
It shall ring and float away.  
Hail, Stanford, Hail!  
Hail, Stanford, Hail!*

*Tender vista ever new  
Through the arches meet the eyes  
Where the red roofs rim the skies  
Flocked with cloudlets sailing,  
Here we raise our voices, hailing  
Thee, our Alma Mater*

*When the moonlight-bathed arcade  
Stands in evening calms,  
When the night wind, half afraid,  
Whispers in the palms,  
Far-off swelling, falling,  
Student voices glad are hailing  
Thee, our Alma Mater*

### Come Join the Band

*Come, join the band,  
And give a cheer for Stanford red;  
Throughout the land  
Our banner waving overhead;  
Stanford, for you;  
Each loyal comrade brave and true  
With might and main sings this refrain,  
"Forever and forever Stanford red."*

*After the game,  
When Stanford red has won the day,  
Praising her name  
Down on the field we'll force our way  
And on the green  
Each man who joins the serpentine  
With might and main sings this refrain,  
"Forever and forever Stanford red."*



# SEE WHERE CHAMPIONS ARE MADE



NETWORKS

7 NETWORKS. 1 NATIONAL.  
6 REGIONAL. TV EVERYWHERE.

More live sports, more national championships and  
more digital innovations to connect fans everywhere.

## Pac-12 Conference: The Conference Of Champions



Pac-12 Conference – The Conference of Champions  
Built on a firm foundation of academic excellence and superior athletic performance, the Conference ushered in a new era on July 1, 2011, officially becoming the Pac-12 Conference with the additions of the University of Colorado and University of Utah.

Just 27 days after the Conference officially changed its name, Commissioner Larry Scott announced the creation of the Pac-12 Networks on July 27, 2011, solidifying a landmark television deal and putting the Conference on the forefront. The Networks, including one national network and six regional networks, in conjunction with four of the nation's largest cable operators, marked the first time a U.S. collegiate conference or any other programmer has launched a collection of networks across a variety of platforms, rather than a sole network. In addition, the "TV everywhere" rights allow fans to access coverage outside the home on any digital device, including smartphones and tablet computers.

On the field, the Pac-12 rises above the rest, upholding its tradition as the "Conference of Champions"®, claiming an incredible 127 NCAA team titles since 1999-2000, including eight in 2012-13. That is an average of over nine championships per academic year. Even more impressive has been the breadth of the Pac-12's success, with championships coming in 27 different men's and women's sports. The Pac-12 has led or tied the nation in NCAA Championships in 12 of the last 13 years and 47 of the last 53. The only exceptions being in 1980-81, 1988-89, 1990-91 and 1995-96 when the Conference finished second, and only twice finished third (1998-99 and 2004-05).

For the eighth-consecutive year, the Pac-12 had the most NCAA titles or tied for the most of any conference in the country, winning at least six every year since 2000-01. No other conference has won double-digit NCAA crowns in a single year, the Pac-12 doing so six times, including a record 14 in 1996-97.

Spanning nearly a century of outstanding athletics achievements, the Pac-12 was the first conference to reach 400 championships in 2010-11. With the inclusion of Colorado and Utah, the Conference surpassed another major milestone, with league teams capturing 450 titles, outdistancing the next conference by nearly 200. In all, Conference teams have won 459 NCAA Championships (309 men's, 150 women's).

The Conference's reputation is further proven in the annual Learfield Sports Directors' Cup competition, the prestigious award that honors the best overall collegiate athletics programs in the country. Stanford continued its remarkable run and won its unprecedented 19th-consecutive Directors' Cup in 2012-13. Remarkably, seven of the top 25 Division I programs were Pac-12 member institutions: No. 1 Stanford, No. 3 UCLA, No. 14 USC, No. 15 Oregon, No. 17 California, No. 18 Arizona State and No. 25 Arizona.

Pac-12 members have won 309 NCAA team championships on the men's side.



Larry Scott



Kevin Weiberg

### Pac-12 Conference Staff Directory

Commissioner .....	Larry Scott
Deputy Commissioner.....	Kevin Weiberg
General Counsel/Vice President of Business Affairs .....	Woodie Dixon
Chief Marketing Officer.....	Danette Leighton
Chief Financial Officer.....	Ron McQuate
Senior Associate Commissioner/SWA.....	Gloria Nevarez
Associate Commissioner/Governance & Enforcement .....	Ron Barker
Associate Commissioner/Sports Management .....	Chris Dawson
Vice President/Communications.....	Dave Hirsch
Vice President/Public Affairs .....	Kirk Reynolds
Associate Commissioner/Television .....	Duane Lindberg
Associate Commissioner/Compliance .....	Mike Matthews

For a complete staff directory, please visit [pac-12.org](http://pac-12.org).

Men's NCAA crowns have come at a phenomenal rate for the Pac-12 - 16 basketball titles by six schools (more than any other conference), 53 tennis titles, 45 outdoor track & field crowns, and 28 baseball titles. Pac-12 members have won 25 of 43 NCAA titles in volleyball, 39 of 43 in water polo, 28 in skiing, and 23 in swimming & diving national championships.

Individually, the Conference has produced an impressive number of NCAA men's individual champions, as well, boasting 2,085 individual crowns.

On the women's side, the story is much the same. Since the NCAA began conducting women's

championships 31 years ago, Pac-12 members have claimed at least four national titles in a single season on 23 occasions, including the last 13 consecutive years. Overall, the Pac-12 has captured 150 NCAA women's titles, easily outdistancing the SEC, which is second, with 90. Pac-12 members have dominated a number of sports, winning 23 softball titles, 19 tennis crowns, 14 volleyball titles, 15 of the last 23 trophies in golf, and 13 in swimming & diving.

Pac-12 women student-athletes shine nationally on an individual basis, as well, having captured an unmatched 663 NCAA individual crowns, an average of nearly 21 championships per season.

### Pac-12 Conference History

The roots of the Pac-12 Conference date back 98 years to December 2, 1915, when the Pacific Coast Conference (PCC) was founded at a meeting at the Oregon Hotel in Portland, Ore. The original membership consisted of four schools - the University of California at Berkeley, the University of Washington, the University of Oregon, and Oregon State College (now Oregon State University). All still are charter members of the Conference.

Pacific Coast Conference play began in 1916 and, one year later, Washington State College (now Washington State University) was accepted into the league, with Stanford University following in 1918.

In 1922, the PCC expanded to eight teams with the admission of the University of Southern California (USC) and the University of Idaho. In 1924, the University of Montana joined the league roster, and in 1928, the PCC grew to 10 members with the addition of UCLA.

The Pacific Coast Conference competed as a 10-member league until 1950, with the exception of 1943-45 when World War II curtailed intercollegiate athletic competition to a minimum. During that time, the league's first commissioner was named. Edwin N. Atherton was Commissioner in 1940 and was succeeded by Victor O. Schmidt in 1944. In 1950, Montana resigned from the Conference and joined the Mountain States Conference. The PCC continued as a nine-team Conference through 1958.



## 2013 Pac-12 Conference Composite Schedule

(as of April 10, 2013 - subject to change)

### Thurs., Aug 29

USC at Hawai'i  
Utah State at UTAH

### Fri., Aug 30

Northern Arizona at ARIZONA

### Sat., Aug 31

Nevada at UCLA  
Colorado State vs. COLORADO (1)  
Nicholls State at OREGON  
Eastern Washington at OREGON STATE  
Boise State at WASHINGTON  
WASHINGTON STATE at Auburn  
Northwestern at CALIFORNIA

### Thurs., Sept. 5

Sacramento State at ARIZONA STATE

### Sat., Sept. 7

ARIZONA at UNLV  
WASHINGTON STATE at USC  
Central Arkansas at COLORADO  
Weber State at UTAH  
OREGON at Virginia  
Hawai'i at OREGON STATE  
Portland State at CALIFORNIA  
San Jose State at STANFORD

### Sat., Sept. 14

UTSA at ARIZONA  
Wisconsin at ARIZONA STATE  
Boston College at USC  
UCLA at Nebraska  
Fresno State at COLORADO  
OREGON STATE at UTAH  
Tennessee at OREGON  
WASHINGTON vs. Illinois (2)  
Southern Utah at WASHINGTON STATE  
Ohio State at CALIFORNIA  
STANFORD at Army

### Sat., Sept. 21

ARIZONA STATE at STANFORD  
Utah State at USC  
New Mexico State at UCLA  
UTAH at BYU  
OREGON STATE at San Diego State  
Idaho State at WASHINGTON  
Idaho at WASHINGTON STATE

### Sat., Sept. 28

ARIZONA at WASHINGTON  
USC at ARIZONA STATE  
COLORADO at OREGON STATE  
CALIFORNIA at OREGON  
STANFORD at WASHINGTON STATE (3)

### Thurs., Oct. 3

UCLA at UTAH

### Sat., Oct. 5

ARIZONA STATE vs. Notre Dame (4)  
OREGON at COLORADO  
WASHINGTON at STANFORD  
WASHINGTON STATE at CALIFORNIA

### Thurs., Oct. 10

ARIZONA at USC

### Sat., Oct. 12

COLORADO at ARIZONA STATE  
CALIFORNIA at UCLA  
STANFORD at UTAH  
OREGON at WASHINGTON  
OREGON STATE at WASHINGTON STATE

### Sat., Oct. 19

UTAH at ARIZONA  
WASHINGTON at ARIZONA STATE  
USC at Notre Dame  
UCLA at STANFORD  
WASHINGTON STATE at OREGON  
OREGON STATE at CALIFORNIA

### Sat., Oct. 26

ARIZONA at COLORADO  
UTAH at USC  
UCLA at OREGON  
STANFORD at OREGON STATE  
CALIFORNIA at WASHINGTON

### Thurs., Oct. 31

ARIZONA STATE at WASHINGTON STATE

### Fri., Nov. 1

USC at OREGON STATE

### Sat., Nov. 2

ARIZONA at CALIFORNIA  
COLORADO at UCLA

### Thurs., Nov. 7

OREGON at STANFORD

### Sat., Nov. 9

UCLA at ARIZONA  
ARIZONA STATE at UTAH  
USC at CALIFORNIA  
COLORADO at WASHINGTON

### Fri., Nov. 15

WASHINGTON at UCLA

### Sat., Nov. 16

WASHINGTON STATE at ARIZONA  
OREGON STATE at ARIZONA STATE  
STANFORD at USC  
CALIFORNIA at COLORADO  
UTAH at OREGON

### Sat., Nov. 23

OREGON at ARIZONA  
ARIZONA STATE at UCLA  
USC at COLORADO  
UTAH at WASHINGTON STATE  
WASHINGTON at OREGON STATE  
CALIFORNIA at STANFORD

### Fri., Nov. 29

OREGON STATE at OREGON  
WASHINGTON STATE at WASHINGTON

### Sat., Nov. 30

ARIZONA at ARIZONA STATE  
UCLA at USC  
COLORADO at UTAH  
Notre Dame at STANFORD

### Sat., Dec. 7

Pac-12 Football Championship Game  
(ESPN or ABC)

#### Neutral Sites

- (1) Sports Authority Field at Mile High, Denver, Colo.
- (2) Soldier Field, Chicago, Ill.
- (3) CenturyLink Field, Seattle, Wash.
- (4) Cowboys Stadium, Arlington, Texas

## 2013-14 College Football Bowl Schedule

Bowl	Affiliation	Location/ Site	Date	Time	Network
Gildan New Mexico	Pac-12 vs. MWC	Albuquerque, N.M./ University Stadium	Dec. 21	2 p.m.	ESPN
Las Vegas	MWC vs. Pac-12	Las Vegas, Nev./ Sam Boyd Stadium	Dec. 21	3:30 p.m.	ABC
Famous Idaho Potato	MAC vs. MWC	Boise, Idaho/ Bronco Stadium	Dec. 21	5:30 p.m.	ESPN
R+L Carriers New Orleans	C-USA vs. Sun Belt	New Orleans, La./ Mercedes-Benz Superdome	Dec. 21	9 p.m.	ESPN
Beef 'O' Brady's St. Petersburg	C-USA vs. American	St. Petersburg, Fla./ Tropicana Field	Dec. 23	2 p.m.	ESPN
Sheraton Hawaii	C-USA vs. MWC	Honolulu, Hawaii/ Aloha Stadium	Dec. 24	8 p.m.	ESPN
Little Caesars Pizza	MAC vs. Big Ten	Detroit, Mich. / Ford Field	Dec. 26	6 p.m.	ESPN
S.D. County Credit Union Poinsettia	Army vs. MWC	San Diego, Calif. w/ Qualcomm Stadium	Dec. 26	9:30 p.m.	ESPN
Military Bowl Presented By Northrop Grumman	C-USA vs. ACC	Annapolis, Md./ Navy-Marine Corps Memorial Stadium	Dec. 27	2:30 p.m.	ESPN
Texas	Big Ten vs. Big 12	Houston, Texas/ Reliant Stadium	Dec. 27	6 p.m.	ESPN
Kraft Fight Hunger	BYU vs. Pac-12	San Francisco, Calif./ AT&T Park	Dec. 27	9:30 p.m.	ESPN
New Era Pinstripe	American vs. Big 12	Bronx, N.Y./ Yankee Stadium	Dec. 28	Noon	ESPN
Belk	American vs. ACC	Charlotte, N.C./ Bank of America Stadium	Dec. 28	3:20 p.m.	ESPN
Russell Athletic	ACC vs. American	Orlando, Fla./ Florida Citrus Bowl	Dec. 28	6:45 p.m.	ESPN
Buffalo Wild Wings	Big Ten vs. Big 12	Tempe, Ariz./ Sun Devil Stadium	Dec. 28	10:15 p.m.	ESPN
Bell Helicopter Armed Forces	MWC vs. Navy	Fort Worth, Texas/ Amon G. Carter Stadium	Dec. 30	11:45 a.m.	ESPN
Franklin American Mortgage Music City	SEC vs. ACC	Nashville, Tenn./ LP Field	Dec. 30	3:15 p.m.	ESPN
Valero Alamo	Pac-12 vs. Big 12	San Antonio, Texas/ Alamodome	Dec. 30	6:45 p.m.	ESPN
Holiday	Big 12 vs. Pac-12	San Diego, Calif./ Qualcomm Stadium	Dec. 30	10:15 p.m.	ESPN
AdvoCare V100	ACC vs. SEC	Shreveport, La./ Independence Stadium	Dec. 31	12:30 p.m.	ESPN
Hyundai Sun	ACC vs. Pac-12	El Paso, Texas/ Sun Bowl	Dec. 31	2 p.m.	CBS
AutoZone Liberty	C-USA/American vs. SEC	Memphis, Tenn./ Liberty Bowl	Dec. 31	4 p.m.	ESPN
Chick-fil-A	ACC vs. SEC	Atlanta, Ga./ Georgia Dome	Dec. 31	8 p.m.	ESPN
TaxSlayer.com Gator	Big Ten vs. SEC	Jacksonville, Fla./ Everbank Field	Jan. 1	Noon	ESPN2
Heart of Dallas	Big Ten vs. C-USA	Dallas, Texas/ Cotton Bowl	Jan. 1	Noon	ESPN
Capital One	Big Ten vs. SEC	Orlando, Fla./ Florida Citrus Bowl	Jan. 1	1 p.m.	ABC
Outback	Big Ten vs. SEC	Tampa, Fla./ Raymond James Stadium	Jan. 1	1 p.m.	ESPN
Rose Bowl Game presented by VIZIO	BCS vs. BCS	Pasadena, Calif./ Rose Bowl	Jan. 1	5 p.m.	ESPN
Tostitos Fiesta	BCS vs. BCS	Glendale, Ariz./ U. of Phoenix Stadium	Jan. 1	8:30 p.m.	ESPN
Allstate Sugar	BCS vs. BCS	New Orleans, La./ Louisiana Superdome	Jan. 2	8:30 p.m.	ESPN
Discover Orange	BCs vs. BCS	Miami, Fla./ Sun Life Stadium	Jan. 3	TBD	ESPN
AT&T Cotton	Big 12 vs. SEC	Arlington, Texas/ Cowboys Stadium	Jan. 3	7:30 p.m.	FOX
BBVA Compass	SEC vs. American	Birmingham, Ala./ Legion Field	Jan. 4	1 p.m.	ESPN
GoDaddy	Sun Belt vs. MAC	Mobile, Ala./ Ladd-Peebles Stadium	Jan. 5	9 p.m.	ESPN
VIZIO BCS National Championship	BCS No. 1 vs. BCS No. 2	Pasadena, Calif./ Rose Bowl	Jan. 6	8:30 p.m.	ESPN


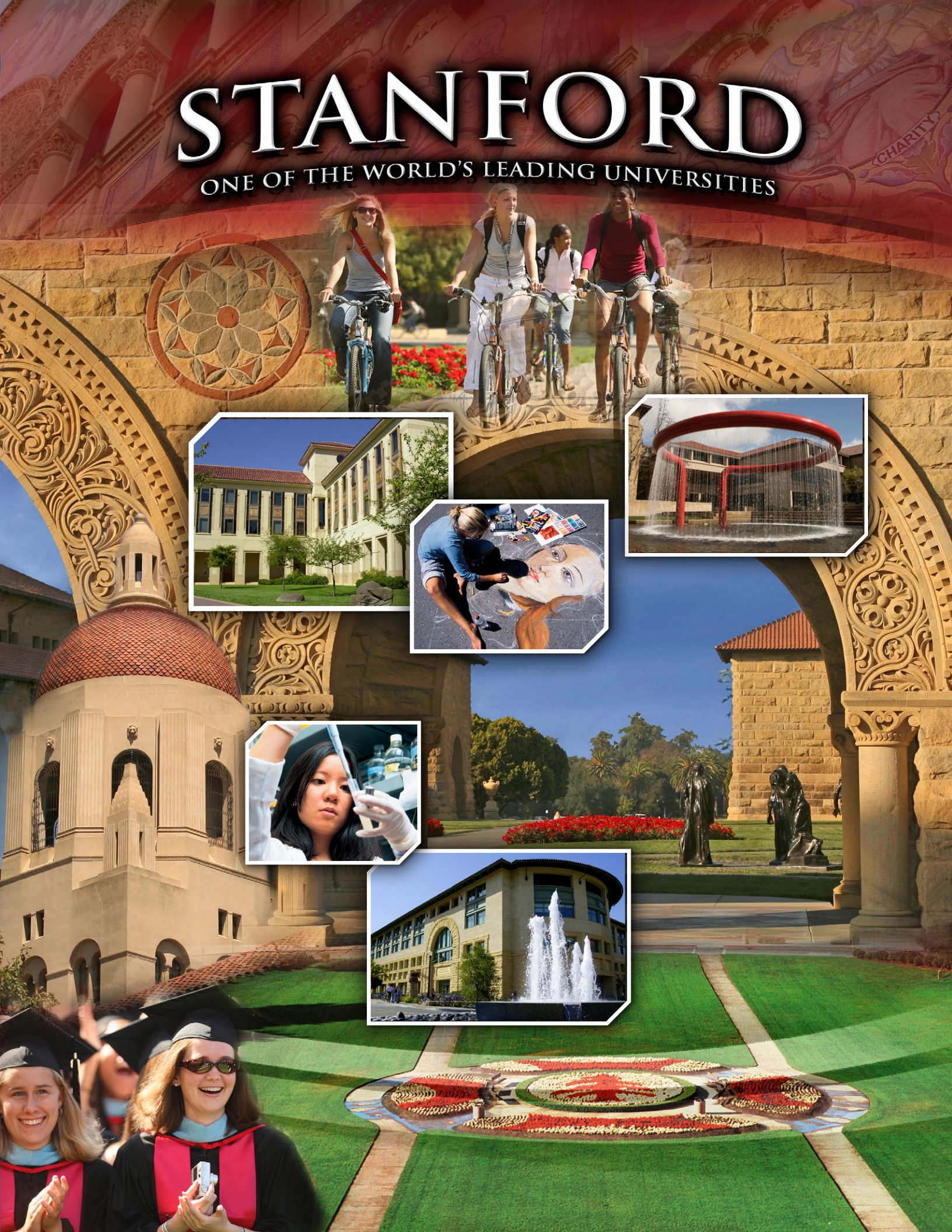


**2013 FOOTBALL  
CHAMPIONSHIP**

**SATURDAY, DECEMBER 7, 2013 // 4:45 PM OR 5 PM PT ON ESPN OR ABC  
PAC-12 NORTH vs. PAC-12 SOUTH // LOCATION TBD**

# STANFORD

ONE OF THE WORLD'S LEADING UNIVERSITIES



# STANFORD



Anthony Wilkerson

Ryan Hewitt

Tyler Gaffney

## 2013 SCHEDULE

Sept. 7 | San Jose State [Pac-12 Networks]

Sept. 14 | at Army [CBS Sports]

Sept. 21 | Arizona State \*

Sept. 28 | at Washington State \*

Oct. 5 | Washington \*

Oct. 12 | at Utah \*

Oct. 19 | UCLA \*^

Oct. 26 | at Oregon State \*

Nov. 7 | Oregon \* [ESPN]

Nov. 16 | at USC \*

Nov. 23 | California \*

Nov. 30 | Notre Dame [Fox or Fox Sports 1]

Dec. 7 | Pac-12 Football Championship Game

\* Pac-12 Conference Game | ^ Reunion Homecoming