

GAME #2

921 WINS (7th in Nation)

52 BOWL GAMES (10th in Nation)

31 BOWL WINS (T-4th in Nation)

101 FIRST-TEAM ALL-AMERICANS



VS.



University Park, Pa.
Beaver Stadium (106,572)

Series: First Meeting



#7/7 PENN STATE
NITTANY LIONS

1-0, 0-0 Big Ten
H: 1-0, A: 0-0, N: 0-0

Head Coach: James Franklin (East Stroudsburg '95)
Record at Penn State (9th season): 79-36 (.687)
Career Record (12th season): 103-51 (.669)
vs. Delaware: 0-0

SCHEDULE/RESULTS

Wk	Opponent	Time	TV
9.2	West Virginia	W, 38-15	NBC
9.9	Delaware	noon	Peacock
9.16	at Illinois* (RV/RV)	noon	FOX
9.23	Iowa* (RV/RV)	7:30 p.m.	CBS
9.30	at Northwestern*	TBA	TBA
10.14	UMass	3:30 p.m.	TBA
10.21	at Ohio State* (5/4)	TBA	TBA
10.28	Indiana*	TBA	TBA
11.4	at Maryland* (-/RV)	TBA	TBA
11.11	Michigan* (2/2)	noon	FOX
11.18	Rutgers*	TBA	TBA
11.24	at Michigan State*^ (-/RV)	7:30 p.m.	NBC

* - Big 10 game Rankings: AP/Coaches/CFP
^ - Ford Field - Detroit, Mich.



PxP: Brendan Burke
Analyst: Michael Robinson
Sideline: Zora Stephenson



PxP: Steve Jones
Analyst: Jack Ham
Sideline: Brian Tripp
Local: 99.5 & 103.7 FM/1450 AM
Web: GoPSUsports.com
Sirius/XM/Internet: 134/196/SXM App

BY THE NUMBERS

110,747

Penn State welcomed 110,747 fans to Beaver Stadium in its season opener, the fourth-largest crowd in stadium history and largest crowd for a home opener.

400+

Penn State tallied 478 yards against WVU, extending its streak of 400+ total yards to eight games.

30+

With 38 points against West Virginia, Penn State has scored at least 30 points in eight-straight games.

4th

The Nittany Lions stopped West Virginia on three fourth-down conversion attempts. In the second half, Penn State turned two fourth down stops into a field goal and a touchdown.

#19/19^ DELAWARE
BLUE HENS

1-0, 1-0 CAA
H: 0-0, A: 1-0, N: 0-0

Head Coach: Ryan Carty (Delaware '06)
Record at Delaware (2nd season): 9-5 (.643)
Career Record (2nd season): same
vs. Penn State: 0-0

SCHEDULE/RESULTS

Wk	Opponent	Time	TV
8.31	at Stony Brook*	W, 37-13	FloFootball
9.9	at Penn State (7/7)	noon	Peacock
9.16	Saint Francis (RV/-)	6 p.m.	FloFootball
9.23	New Hampshire* (11/11)	6 p.m.	FloFootball
10.7	Duquesne	3 p.m.	FloFootball
10.14	North Carolina A&T* (-/RV)	3 p.m.	FloFootball
10.21	at Hampton*	2 p.m.	FloFootball
10.28	at Towson*	1 p.m.	FloFootball
11.4	Elon* (RV/RV)	1 p.m.	FloFootball
11.11	at Campbell* (-/RV)	1 p.m.	FloFootball
11.18	Villanova* (RV/-)	1 p.m.	FloFootball

* - CAA game ^ Rankings: Stats Perform FCS/FCS Coaches

INSIDE THE GAME

NO. 7 PENN STATE HOSTS DELAWARE FOR NOON MATCHUP

- OPENING KICK:** No. 7 Penn State welcomes Delaware to Beaver Stadium on Saturday for a non-conference matchup. Kickoff is set for noon on Peacock.
- SERIES HISTORY:** Penn State meets Delaware for the first time in program history. Delaware is the Nittany Lions' 163rd different opponent. Penn State is 116-79-12 against current members of the FCS. The Nittany Lions' last matchup against an FCS opponent came against Villanova in 2021, a 38-17 win. Sean Clifford threw for 401 yards and four touchdowns, while Parker Washington had 148 receiving yards and two touchdowns and Jahan Dotson contributed 117 receiving yards and a score.
- ALLAR'S FIRST START:** In his first career start, Drew Allar completed 21-of-29 passes for 325 yards and three touchdowns against West Virginia. Allar became the first PSU quarterback to throw for at least 300 yards in a season opener since Christian Hackenberg's 454 passing yards against UCF in 2014. Allar is the first PSU quarterback to throw for at least 300 yards in his first career start since Michael Robinson threw for 379 yards vs. Wisconsin in 2003. Allar was named Big Ten Offensive Player of the Week.
- BIG PLAY DRE:** KeAndre Lambert-Smith hauled in four receptions for 123 yards and a career-high two touchdowns against West Virginia. Lambert-Smith averaged 30.75 yards per reception and had touchdown receptions of 72 and 12 yards. With his 72-yard touchdown reception, on Penn State's opening drive, Lambert-Smith has three career touchdown receptions of 70-plus yards.
- FINISHING STRONG:** Penn State scored on each of its last four possessions of the game against West Virginia. The Nittany Lions scored on drives of 56, 65, 42 and 46 yards. Drew Allar threw touchdown passes to KeAndre Lambert-Smith (12 yards) and Malik McClain (25), while Beau Pribula ran for a 5-yard score and Alex Felkins converted a 25-yard field goal.
- THE OPPOSITION:** Delaware earned a 37-13 win over CAA foe Stony Brook last Thursday. The Blue Hens racked up 559 total yards, averaging 7.1 yards per play. Delaware threw for 414 yards. Ryan O'Connor completed 24-of-38 passes for 346 yards and a touchdown. Marcus Yarns rushed for 107 yards and two scores. The Blue Hens forced three takeaways.

BREAKDOWN

Category	Player	Stats
RUSHING	Penn State: #10 Nicholas Singleton	13 for 70 yds (70.0 ypg; 5.4 ypc), 1 TD
	Delaware: #21 Marcus Yarns	11 for 107 yds (107.0 ypg; 9.7 ypc), 2 TD
PASSING	Penn State: #15 Drew Allar	21-of-29 (72.4%), 325 yds (325.0 ypg), 3 TD/0 INT
	Delaware: #14 Ryan O'Connor	24-of-38 (63.2%), 346 yds (346.0 ypg), 1 TD/2 INT
RECEIVING	Penn State: #1 KeAndre Lambert-Smith	4 for 123 yds (123.0 ypg; 30.8 ypc), 2 TD
	Delaware: #8 Chandler Harvin	5 for 100 yds (100.0 ypg; 20.0 ypc), 0 TD
DEFENSE	Penn State: #23 Curtis Jacobs	10 TT, 1.0 TFL, 1.0 SK, 1 QBH
	Delaware: #24 Tyron Herring	8 TT, 0.5 TFL, 1 INT, 1 PBU

RANKINGS COMPARISON

PSU	FBS	Conf	Stat	Conf	FCS	DEL
33.3	86	7	3rd Down Offense Pct.	11	86	25.0
28.6	39	4	3rd Down Defense Pct.	7	32	30.8
73.3	32	3	Completion Pct.	6	37	62.2
162.0	45	6	Passing Defense	2	29	163.0
332.0	23	1	Passing Offense	1	2	414.0
19.0	65	7	Kick Return Avg.	7	59	17.3
0.0	75	10	Punt Return Avg.	15	112	-7.0
100.0	73	9	Red Zone Defense	5	35	75.0
80.0	72	7	Red Zone Offense	11	72	66.7
146.0	87	9	Rushing Defense	10	54	164.0
146.0	67	5	Rushing Offense	9	46	145.0
15.0	50	8	Scoring Defense	2	25	13.0
38.0	42	1	Scoring Offense	3	22	37.0
3.0	26	1	Team Sacks	7	49	1.0
28:44	83	8	Time of Possession	10	39	31:19
308.0	59	7	Total Defense	7	41	327.0
478.0	34	2	Total Offense	1	4	559.0
+0	56	7	Turnover Margin	10	71	-1
15:38	50	3	Explosive Play Offense Pct.	1	4	24.05
8.96	47	8	Explosive Play Defense Pct.	5	41	11.27

TABLE OF CONTENTS

Page 2	Quick Facts/National Polls/This Day in History	12	Quarterbacks/National Nits/	21	Special Teams/Lettermen Making Their Return/
Page 3	Opponent Tracker/BIG/Media Info		Academic Success/Pronunciations		Riley Thompson
Page 4-6	Head Coach James Franklin	13	Running Backs/Nicholas Singleton	Page 22-25	Numerical Roster/Alphabetical Roster
Page 7	Delaware Scouting Report/Series History vs CAA	14	Kaytron Allen/Tight Ends	Page 26-29	Records Watch
Page 8-10	Team Notes	15	Winningest Programs/Welcome To The Game	Page 30	Game Recaps
8	Penn State vs. the Big Ten/PSU vs. BIG West	16	Wide Receivers/Coaching Staff POTW	Page 31-44	Player Bios
	Milestone Watch	17	KeAndre Lambert-Smith/Offensive Line/	Page 45-48	Season Statistics
9	At the Start/Record Breakdown	18	Nittany Lions in the NFL	Page 49-57	Game-By-Game Statistics
10	Historic Series/Home Sweet Home/2023 Captains	19	Defensive Notes/Chop Robinson	Page 58-59	Long Plays
Page 11-21	Position Notes	20	Defensive Line/Coaching Staff Notes/Assistant Coaches	Page 60	Start Chart
11	Offensive Notes/Preseason Honors		Cornerbacks/Kalen King	Page 61	Participation
			Linebackers/Safeties/Abdul Carter	Page 62	The Last Time

PROGRAM NOTES

RECENT SUCCESS

Since 2016, Penn State holds a .730 winning percentage, with a record of 65-24, the seventh-best winning percentage among Power Five programs. Penn State has won at least nine games in five of the last seven seasons.

ACADEMIC EXCELLENCE

A total of 584 of Penn State football student-athletes have earned Academic All-Big Ten honors since 1993 for owning at least a 3.0 grade point average and being a letterwinner.

ONE OF NATION'S TOUGHEST HOME VENUES

Penn State owns a superlative 311-80 (.795) record inside Beaver Stadium, the nation's second-largest facility, which opened in 1960 and has a capacity of 106,572. The Nittany Lions are 40-8 in Beaver Stadium since 2016, an .833 winning percentage, the eighth-best home record among Power Five teams.

QUICK FACTS

UNIVERSITY

NAME The Pennsylvania State University
 LOCATION University Park, Pa.
 FOUNDED 1855
 ENROLLMENT 48,197 (UP Overall)
 NICKNAME Nittany Lions
 COLORS Blue & White
 CONFERENCE Big Ten
 DIVISION NCAA Division I
 STADIUM Beaver Stadium (106,572)
 STADIUM SURFACE Natural Grass
 PRESIDENT Dr. Neeli Bendapudi
 V.P. FOR INTERCOLLEGIATE ATHLETICS Dr. Patrick Kraft
 HEAD COACH James Franklin (10th Season)
 FOOTBALL OFFICE 814-865-0412
 TICKET OFFICE 1-800-NITTANY

FOOTBALL HISTORY

FIRST YEAR 1887
 ALL-TIME RECORD (135th Season) 921-406-42 (.688)
 7th in victories
 ALL-TIME BIG TEN RECORD (29th Season) 154-92 (.626)
 ALL-TIME BOWL RECORD 31-19-2 (.615)
 T-4th in bowl victories
 YEARS IN POSTSEASON PLAY 52
 10th in bowl appearances
 BEAVER STADIUM RECORD 311-80 (.795)

ASSISTANT COACHES

MANNY DIAZ Florida State; 1995
 Defensive Coordinator/Linebackers (2nd Season)
 MIKE YURCICH California (Pa.); 1999
 Offensive Coordinator/Quarterbacks (3rd Season)
 STACY COLLINS Western Oregon; 1995
 Special Teams Coordinator/Outside Linebacker/Nickels (2nd Season)
 TY HOWLE Penn State; 2013
 Co-Offensive Coordinator/Tight Ends (3rd Season)
 ANTHONY POINDEXTER Virginia; 2009
 Co-Defensive Coordinator/Safeties (3rd Season)
 DEION BARNES Penn State; 2014
 Defensive Line (1st Season)
 JA'UAN SEIDER West Virginia; 2000
 Assistant Head Coach/
 Co-Offensive Coordinator/Running Backs (6th Season)
 TERRY M. SMITH Penn State; 1991
 Associate Head Coach/
 Defensive Recruiting Coordinator/Cornerbacks (10th Season)
 MARQUES HAGANS Virginia; 2005
 Offensive Recruiting Coordinator/Wide Receivers (1st Season)
 PHIL TRAUTWEIN Florida; 2007
 Offensive Line (4th Season)
 CHUCK LOSEY Vanderbilt; 2002
 Assistant AD for Football Performance Enhancement (10th Season)

NATIONAL POLLS

PENN STATE IN THE POLLS

Date	CFP	AP	COACHES
Preseason	-	7	7
Week 2 (9/5)	-	7	7
Week 3 (9/10)	-	-	-
Week 4 (9/17)	-	-	-
Week 5 (9/24)	-	-	-
Week 6 (10/1)	-	-	-
Week 7 (10/8)	-	-	-
Week 8 (10/15)	-	-	-
Week 9 (10/22)	-	-	-
Week 10 (10/29, 10/31)	-	-	-
Week 11 (11/5, 7)	-	-	-
Week 12 (11/12, 14)	-	-	-
Week 13 (11/19, 21)	-	-	-
Week 14 (11/26, 28)	-	-	-
Week 15 (12/3)	-	-	-

COLLEGE FOOTBALL PLAYOFF

Rankings will be issued six times in 2023, including Selection Day, Sunday, December 3. The dates were as follows:

- Tuesday, October 31 (7 p.m.)
- Tuesday, November 7 (7 p.m.)
- Tuesday, November 14 (9 p.m.)
- Tuesday, November 21 (7 p.m.)
- Tuesday, November 28 (7 p.m.)
- Sunday, December 3 - Selection Day (Noon)

For more information on rankings, the selection committee protocol and voting process, visit collegefootballplayoff.com.

ASSOCIATED PRESS (9/5)

1. Georgia (58)	1-0	1569
2. Michigan (2)	1-0	1485
3. Alabama	1-0	1424
4. Florida State (3)	1-0	1384
5. Ohio State	1-0	1308
6. USC	2-0	1255
7. PENN STATE	1-0	1212
8. Washington	1-0	1107
9. Tennessee	1-0	975
10. Notre Dame	2-0	967
11. Texas	1-0	935
12. Utah	1-0	919
13. Oregon	1-0	823
14. LSU	0-1	706
15. Kansas State	1-0	579
16. Oregon State	1-0	558
17. North Carolina	1-0	551
18. Oklahoma	1-0	426
19. Wisconsin	1-0	407
20. Ole Miss	1-0	379
21. Duke	1-0	343
22. Colorado	1-0	269
23. Texas A&M	1-0	267
24. Tulane	1-0	241
25. Clemson	0-1	141

Others receiving votes: Iowa 73, UCLA 55, Arkansas 28, TCU 27, Kentucky 15, Pitt 8, Mississippi State 5, Miami 4, NC State 4, Auburn 3, Troy 3, Fresno State 3, Minnesota 3, Wyoming 3, Iowa State 2, Texas State 2, Texas Tech 1, Louisville 1, Washington State 1, Illinois 1, Houston 1, UCF 1, James Madison 1.

USA TODAY/AFCA COACHES (9/5)

1. Georgia (63)	1-0	1647
2. Michigan (1)	1-0	1534
3. Alabama (2)	1-0	1515
4. Ohio State	1-0	1422
5. Florida State	1-0	1388
6. USC	2-0	1283
7. PENN STATE	1-0	1216
8. Washington	1-0	1115
9. Tennessee	1-0	1099
10. Texas	1-0	957
11. Notre Dame	2-0	950
12. Utah	1-0	924
13. Oregon	1-0	904
14. LSU	0-1	738
15. Kansas State	1-0	630
16. North Carolina	1-0	546
17. Oklahoma	1-0	543
18. Oregon State	1-0	499
19. Wisconsin	1-0	445
20. Ole Miss	1-0	411
21. Clemson	0-1	287
22. Tulane	1-0	255
23. Texas A&M	1-0	236
24. Duke	1-0	222
25. Colorado	1-0	161

Others receiving votes: Iowa 111, Pitt 53, Kentucky 50, UCLA 44, TCU 40, Fresno State 30, Miami 22, Auburn 22, Arkansas 18, Maryland 14, Missouri 13, Troy 11, Oklahoma State 11, NC State 10, Illinois 9, Wyoming 8, Washington State 7, Wake Forest 7, Air Force 7, Minnesota 6, Mississippi State 5, South Carolina 4, Kansas 4, Texas Tech 3, SMU 3, UCF 3, Houston 2, UTSA 1, Michigan State 1, Memphis, Louisville 1, James Madison 1, Arizona 1.

2023 Opponents in bold

THIS DAY IN HISTORY

SEPT. 9

Season	Site	Result
1978	H	No. 3 Penn State 26, Rutgers 10
1989	A	Virginia 14, No. 12 Penn State 6
1995	H	No. 4 Penn State 24, Texas Tech 23
2000	H	Penn State 67, Louisiana Tech 7
2006	A	No. 4 Notre Dame 41, No. 19 Penn State 17
2017	H	No. 4 Penn State 33, Pitt 14

RECORD: 4-2
 STREAK: W, 1

NOTABLE

- In 1978, Penn State earned a 26-10 win over Rutgers. Matt Bahr booted four field goals and Matt Suhey scored on a 1-yard run in the fourth quarter to help put the game away.
- In 1995, the Nittany Lions opened the season with a 24-23 victory over Texas Tech. Brett Conway knocked through a go-ahead, 39-yard field goal with four seconds remaining. Jon Witman scored on two rushing touchdowns.
- In 2000, six Nittany Lion offensive players scored touchdowns and the Penn State defense forced seven takeaways in a 67-7 win over Louisiana Tech.
- In 2017, Trace McSorley threw for three touchdowns, including two to Mike Gesicki, while Saquon Barkley scored on both a rushing and receiving touchdown, in a 33-14 win over Pitt.

OPPONENT TRACKER

WEST VIRGINIA (SEPT. 2)
Overall: 0-1
Big 12: 0-0
This Week: host Duquesne
Last Week: L, 15-38, at Penn State
 WVUSports.com

DELAWARE (SEPT. 9)
Overall: 1-0
CAA: 1-0
This Week: at Penn State
Last Week: W, 37-13, Stony Brook
 BlueHens.com

Illinois (SEPT. 16)
Overall: 1-0
Big Ten: 0-0
This Week: at Kansas (9/8)
Last Week: W, 30-28, vs. Toledo
 FightingIllini.com

IOWA (SEPT. 23)
Overall: 1-0
Big Ten: 0-0
This Week: at Iowa State
Last Week: W, 24-14, vs. Utah State
 HawkeyeSports.com

Northwestern (SEPT. 30)
Overall: 0-1
Big Ten: 0-1
This Week: at Duke
Last Week: L, 7-24, at Rutgers
 NUSports.com

UMASS (OCT. 14)
Overall: 1-1
Independent: N/A
This Week: host Miami Ohio
Last Week: L, 14-59, at Auburn
 UMassAthletics.com

Ohio State (OCT. 21)
Overall: 1-0
Big Ten: 1-0
This Week: host Youngstown State
Last Week: W, 23-3, at Indiana
 OhioStateBuckeyes.com

INDIANA (OCT. 28)
Overall: 0-1
Big Ten: 0-1
This Week: host Indiana State (9/8)
Last Week: L, 3-23, vs. Ohio State
 IUHoosiers.com

Maryland (NOV. 4)
Overall: 1-0
Big Ten: 0-0
This Week: host Charlotte
Last Week: W, 38-6, vs. Towson
 UMTerps.com

MICHIGAN (NOV. 11)
Overall: 1-0
Big Ten: 0-0
This Week: host UNLV
Last Week: W, 30-3, vs. East Carolina
 MGoBlue.com

Rutgers (NOV. 18)
Overall: 1-0
Big Ten: 1-0
This Week: host Temple
Last Week: W, 24-7, vs. Northwestern
 ScarletKnights.com

MICHIGAN STATE (NOV. 24)
Overall: 1-0
Big Ten: 0-0
This Week: host Richmond
Last Week: W, 31-7 vs. Central Michigan
 MSUSpartans.com

PENN STATE MEDIA SERVICES

FOOTBALL CONTACTS

Greg Kincaid (Primary)
 E-mail: grk5016@psu.edu
 Cell: 814-753-2910
 Twitter: @GoPSUGreg

Kris Petersen (James Franklin)
 E-mail: kap18@psu.edu
 Cell: 814-883-4581
 Twitter: @GoPSUKris

Paul Marboe
 E-mail: prms118@psu.edu
 Cell: 814-777-7604
 Twitter: @pmarboe33

Matt Rudisill
 E-mail: mpr5529@psu.edu
 Cell: 610-844-7310
 Twitter: @mrudy26

Senior Assoc. AD for Communications/Content: Kris Petersen
Asst. AD for Football Communications: Greg Kincaid
Associate Directors: John Hanna, Chelsea Vielhauer
Assistant Directors: Julia Beretta, Pat Donghia
 Aaron Gaberman, Matt Jackson, Paul Marboe
 Matt McCann, Matt Rudisill, Nick Whitley
Admin. Assistant: Cristin Guiher
Strategic Communications Office: 814-865-1757
Website: GoPSUsports.com
Address: 101D Bryce Jordan Center, University Park, Pa., 16802

WEEKLY SCHEDULE

SUNDAY:
 9 a.m. - Updated stats available at GoPSUsports.com.

MONDAY:
 1 p.m. - Game Notes available at GoPSUsports.com.

TUESDAY:
 12:30 p.m. - Penn State Weekly Press Conference
 James Franklin available for questions in-person w/zoom.

TUESDAY-WEDNESDAY:
 9 a.m. - 2 p.m. - Player Interviews
 Selected players available for interviews via Zoom. For information, please contact Greg Kincaid in PSU Strategic Communications.

WEDNESDAY:
 Times TBA - Practice Availability
 Media can watch select periods of practice. James Franklin and select players will be available post-practice.

THURSDAY:
 11:45 a.m. - Assistant Coach Availability via Zoom.
 6:05 p.m. - "The Penn State Coaches Show Featuring James Franklin Presented by Pepsi" at The Field and broadcast live on the Penn State Sports Network and LionVision on GoPSUsports.com.

SATURDAY:
 Postgame: James Franklin and selected players will be available immediately following the game.
 Video/audio of Franklin's press conference will be available via Penn State Football Media Central.

BIG STANDINGS

EAST	BIG TEN			OVERALL			
	W-L	%		W-L	%	AP	USA
Ohio State	1-0	1.000		1-0	1.000	0-0	0-0
Rutgers	1-0	1.000		1-0	1.000	0-0	0-0
PENN STATE	0-0	.000		1-0	1.000	0-0	0-0
Maryland	0-0	.000		1-0	1.000	0-0	0-0
Michigan	0-0	.000		1-0	1.000	0-0	0-0
Michigan State	0-0	.000		1-0	1.000	0-0	0-0
Indiana	0-0	.000		0-1	.000	0-1	0-1

WEST	BIG TEN			OVERALL			
	W-L	%		W-L	%	AP	USA
Minnesota	1-0	1.000		1-0	1.000	0-0	0-0
Illinois	0-0	.000		1-0	1.000	0-0	0-0
Iowa	0-0	.000		1-0	1.000	0-0	0-0
Wisconsin	0-0	.000		1-0	1.000	0-0	0-0
Purdue	0-0	.000		0-1	.000	0-0	0-0
Nebraska	0-1	.000		0-1	.000	0-0	0-0
Northwestern	0-1	.000		0-1	.000	0-0	0-0

BIG TEN SCHEDULE (All Times Eastern)

Friday, September 8
 Indiana State at Indiana, 7 p.m. (BTN)
 Illinois at Kansas, 7:30 p.m. (ESPN2)

Saturday, September 9
 Delaware at Penn State, noon (Peacock)
 Nebraska at Colorado, noon (FOX)
 Youngstown State at Ohio State, noon (BTN)
 Purdue at Virginia Tech, noon (ESPN2)
 Iowa at Iowa State, 3:30 p.m. (FOX)
 UNLV at Michigan, 3:30 p.m. (CBS)
 Richmond at Michigan State, 3:30 p.m. (BTN)
 UTEP at Northwestern, 3:30 p.m. (BTN)
 Charlotte at Maryland, 7:30 p.m. (NBC)
 Eastern Michigan at Minnesota, 7:30 p.m. (BTN)
 Temple at Rutgers, 7:30 p.m. (BTN)
 Wisconsin at Washington State, 7:30 p.m. (ABC)

* - Big Ten Game

PENN STATE MEDIA CENTRAL

Notes, Flip Cards, Press Conference Video/Audio, etc. can be found by going to gopsusports.com/fbmedia.

For more stats/info, follow @PennStFBComms on Twitter.

BIG TEN MEDIA SERVICES

BIG TEN CONFERENCE RELEASE/STATISTICS: The Big Ten Conference football release, with standings and statistics, is available at www.bigten.org.

BIG TEN PLAYERS OF THE WEEK: The Big Ten Conference will be announcing Players of the Week every Monday during the season.

COLLEGE PRESS BOX.COM

collegepressbox is the official media website for Division I football. Access and download game notes, quotes, statistics, media guides, headshots, logos and more for all FBS schools, conferences, postseason games, awards and the College Football Playoff. For access, please register for an account at collegepressbox.com/register.

MONDAY	TUESDAY	WEDNESDAY	THURSDAY	FRIDAY	SATURDAY	SUNDAY
Game Notes Available by 1 p.m. on GoPSUsports.com	James Franklin Press Conference 12:30 p.m. (ET) Player Zoom Conferences	Practice Availability & James Franklin & Player Post Practice Player Zoom Conferences	Assistant Coach Zoom Conference The Penn State Coaches Show Presented by Pepsi 6:05 p.m. GoPSUsports.com Penn State Sports Network	No Coach/Player Availability	DELAWARE noon Peacock/ Penn State Sports Network Beaver Stadium	Updated Statistics Available 9 a.m. GoPSUsports.com



FRANKLIN FILE

Born: February 2, 1972
Hometown: Langhorne, Pa.
Wife: Fumi
Daughters: Shola & Addison

Education:
 Neshaminy High School, 1990
 East Stroudsburg, 1995; B.S. in Psychology
 Washington State, 1999; M.A. in Educational Leadership

Playing Career:
 East Stroudsburg; Quarterback, 1991-94

Coaching Experience

2014-pres.	Head Coach	Penn State
2011-13	Head Coach	Vanderbilt
2008-10	Asst HC/Off. Coord./QBs	Maryland
2006-07	Off. Coord./QBs	Kansas State
2005	Wide Receivers	Green Bay Packers
2000-04	Recruiting Coord./WRs	Maryland
1999	Wide Receivers	Idaho State
1998	Grad. Asst./Tight Ends	Washington State
1997	Wide Receivers	James Madison
1996	Grad. Asst./Secondary	East Stroudsburg
1995	Wide Receivers	Kutztown

CAREER RECORD

VANDERBILT

Year	Overall	Conf.	Final AP; Notes
2011	6-7	2-6	Liberty Bowl (L)
2012	9-4	4-4	No. 23; Music City Bowl (W)
2013	9-4	5-3	No. 20; BBVA Compass Bowl (W)
3 yrs	24-15	11-13	

PENN STATE

Year	Overall	Conf.	Final AP; Notes
2014	7-6	2-6	PinStripe Bowl (W, OT)
2015	7-6	4-4	TaxSlayer Bowl (L)
2016	11-3	8-1	No. 7; Big Ten Champs, Rose Bowl (L)
2017	11-2	7-2	No. 8; Fiesta Bowl (W)
2018	9-4	6-3	No. 17; Citrus Bowl (L)
2019	11-2	7-2	No. 9; Cotton Bowl (W)
2020	4-5	4-5	
2021	7-6	4-5	Outback Bowl (L)
2022	11-2	7-2	Rose Bowl (W)
2023	1-0	-	
10 yrs	79-36	49-30	

CAREER

	Overall	Conf.	Bowls
13 yrs	103-51	60-43	Won 6, Lost 5

HEAD COACH JAMES FRANKLIN

CAREER AT A GLANCE

- Franklin was named the 16th head football coach in the storied history of the Nittany Lion program on January 11, 2014.
- He is one of six current FBS head coaches to lead his teams to a bowl game in each of his first nine seasons as a head coach and one of six to do so in 11 of their first 12 seasons.
- Franklin is one of four current Big Ten coaches (Ryan Day, Kirk Ferentz, Jim Harbaugh) to have won a Big Ten Championship and became the first African American head coach to win a Big Ten title after Penn State's 2016 victory.
- He joins Mack Brown (UNC), Jimbo Fisher (Texas A&M), Nick Saban (Alabama), Kirby Smart (Georgia) and Dabo Swinney (Clemson) as the only active coaches in college football to have won at least three New Year's Six or College Football Playoff games in their career.
- Franklin has led his teams to four Top 10 finishes (4 at Penn State) and seven Top 25 finishes (2 at Vanderbilt; 5 at Penn State).
- In the last seven seasons under Franklin, Penn State is one of six teams to rank in the top 12 of the CFP final rankings at least five times, joining Alabama, Clemson, Georgia, Ohio State and Oklahoma.
- From 2016-19, Franklin led the Nittany Lions to three New Year's Six bowls - 2016 (Rose), 2017 (Fiesta) and 2019 (Cotton), making Penn State one of eight teams to accomplish the feat during the four-year span. Penn State last went to three New Year's Six bowls in four years in 1980-83 (1980 Fiesta, 1982 Fiesta, 1983 Sugar).
- Franklin guided Penn State to back-to-back New Year's Six bowls in 2016 (Rose) and 2017 (Fiesta) for the first time since 1985 (Orange) and 1986 (Fiesta).
- From 2016-19, Franklin led Penn State to 42 wins, the most in program history for the Big Ten era, and 28 league wins, a program record.
- Franklin has 28 years of coaching experience at the collegiate and NFL level.
- In his first 12 years as a head coach, Franklin mentored 90 players who have gone on to the NFL ranks.
- Franklin is first all-time in total wins and winning percentage by an FBS African American head coach (minimum 80 wins).

NIITTANY LIONS ON THE FIELD

- Penn State defeated No. 8/7/10 Utah, 35-21, in the 109th Rose Bowl Game to cap off the **2022** season. The Nittany Lions reached the 11-win plateau for the 19th time in program history.
- Penn State earned a New Year's Day bowl berth against Arkansas in the Outback Bowl in **2021**. With wins over No. 12/15 Wisconsin and No. 22/20 Auburn, Penn State tallied two wins over ranked teams within the first three games of the season for the first time in program history.
- In **2020**, with the emergence of young skill players on offense, true freshmen accounted for 1,486 of Penn State's 3,873 total yards (38 percent), marking a school record for most combined scrimmage yards by true freshmen in a single season.
- Penn State earned its third 11-win season in four years with an 11-2 record in **2019**, including a win over No. 17 Memphis in the Goodyear Cotton Bowl Classic. The Nittany Lions posted their fourth-straight top 12 finish in the final CFP rankings, coming in 10th, and were ranked ninth in the final Associated Press and Amway Coaches polls to earn their 25th AP Top 10 finish. Franklin was a finalist for the Paul "Bear" Bryant National Coach of the Year award for the second time at Penn State (2016) and third time in his head coaching career.
- In **2018**, the Nittany Lions posted their third-straight season with at least nine wins with a 9-4 overall record, earning a berth in the VRBO Citrus Bowl. Penn State finished No. 12 in the final CFP rankings and No. 17 in the Associated Press and Amway Coaches polls.
- Penn State climbed as high as No. 2 in the rankings in **2017** and appeared in a second-straight New Year's Six bowl, earning a 35-28 win over No. 11 Washington in the PlayStation Fiesta Bowl. At 11-2, the Nittany Lions earned back-to-back 11-win seasons for the fifth time in program history and first time since 2008 and 2009. Penn State finished the season No. 8 in the Associated Press and Amway Coaches polls and No. 9 in the final CFP rankings.
- Penn State surged in **2016**, winning nine consecutive games en route to the Big Ten Championship, a Rose Bowl berth and an 11-3 overall record. Penn State finished the season ranked No. 5 in the College Football Playoff rankings and No. 7 in the Associated Press and Amway Coaches polls. It was Penn State's highest finish in the polls since 2005. The Lions claimed their fourth overall Big Ten Championship and first outright title since 1994 with a thrilling, 38-31 comeback win over Wisconsin in the Big Ten Championship Game. Franklin was honored as Sporting News National Coach of the Year and the Woody Hayes National Coach of the Year, as well as the Dave McLain Big Ten Coach of the Year and Associated Press Big Ten Coach of the Year.
- Franklin guided the Nittany Lions to a 7-6 record in **2015** and a berth in the TaxSlayer Bowl.
- Franklin's first season in **2014** was bookended with a pair of thrilling victories for the Nittany Lions. It began with a final-play 26-24 victory over UCF in Dublin, Ireland, in Penn State's first-ever international game and ended with a comeback, a 31-30 overtime win over Boston College in the New Era PinStripe Bowl in Yankee Stadium. Franklin became just the third Penn State coach to lead the team to at least seven wins in his first season, joining Dick Harlow (1915) and Bill O'Brien (2012), and he guided the Nittany Lions to a 4-0 start, joining Harlow as the only first-year Penn State coaches to win their initial four games.

NIITTANY LIONS IN THE CLASSROOM

- The Nittany Lions posted their first 1,000 single-year APR in program history in 2018-19, topping the previous high of 993 in 2014-15.
- Sean Clifford (2021) and Trace McSorley (2018) were selected as a National Football Foundation (NFF) Scholar-Athletes and finalists for the Campbell Trophy, known as the "Academic Heisman." They are the 18th and 19th Nittany Lions to be selected as an NFF Scholar-Athlete.
- In 2019, punter Blake Gillikin took home CoSIDA Academic All-America® first-team honors for the second-straight year to become the 12th two-time first-team selection in Penn State history. He graduated with a perfect 4.0 grade-point average in May.
- Gillikin's two first-team CoSIDA Academic All-America honors increase Penn State football's total to 67 honorees, which ranks second in Division I football history (FBS and FCS).
- Tyler Yazujan collected a berth on the CoSIDA Academic All-America® first team in 2016 after an appearance on the second team in 2015.
- A program-record 10 Nittany Lions were named 2020-21 Big Ten Distinguished Scholars, besting the previous mark of nine set a year earlier.

NIITTANY LIONS IN THE COMMUNITY

- The Nittany Lions are active in the community, participating in activities such as Uplifting Athletes, THON, Pennsylvania Special Olympics Summer Games, State College Area Food Bank and Penn State Hershey Children's Hospital visits.
- On June 15, 2020, Franklin was named to the Big Ten Anti-Hate and Anti-Racism Coalition.
- As part of the Cotton Bowl festivities in 2019, Franklin and his family made a \$10,000 financial commitment to the Dallas Children's Hospital.
- In August 2019, Franklin was named a Penn State University Renaissance Fund honoree, which awards outstanding community members for helping students in need.

BOWL GAMES AS A COACH

As a Head Coach:

- 2023 Rose Bowl PSU . . . W . . . 35-21
- 2022 Outback Bowl PSU . . . L . . . 24-10
- 2019 Cotton Bowl PSU . . . W . . . 53-39
- 2019 Citrus Bowl PSU . . . L . . . 27-24
- 2017 Fiesta Bowl PSU . . . W . . . 35-28
- 2017 Rose Bowl PSU . . . L . . . 52-49
- 2016 TaxSlayer Bowl PSU . . . L . . . 24-17
- 2014 Pinstripe Bowl PSU . . . W . . . 31-30 (OT)
- 2014 BBVA Compass Bowl VU . . . W . . . 41-24
- 2012 Music City Bowl VU . . . W . . . 38-24
- 2011 Liberty Bowl VU . . . L . . . 31-24

As an Assistant Coach:

- 2010 Military Bowl UMD . . . W . . . 51-20
- 2008 Humanitarian Bowl UMD . . . W . . . 42-35
- 2006 Texas Bowl KSU . . . L . . . 37-10
- 2002 Orange Bowl UMD . . . L . . . 56-23
- 2004 Gator Bowl UMD . . . W . . . 41-7
- 2002 Peach Bowl UMD . . . W . . . 30-3

COACHING HONORS

- 2019 Paul "Bear" Bryant Coach of the Year Finalist
- 2016 Sporting News National Coach of the Year
- Woody Hayes National Coach of the Year
- Maxwell Club Tri-State Coach of the Year
- College Sports Madness National Coach of the Year
- Eddie Robinson Coach of the Year Finalist
- Paul "Bear" Bryant Coach of the Year Finalist
- Associated Press Coach of the Year Finalist
- George Munger College Coach of the Year Semifinalist
- Big Ten Dave McClain Coach of the Year (media vote)
- Associated Press Big Ten Coach of the Year
- Athlon Sports Big Ten Coach of the Year
- ECAC Division I FBS Coach of the Year
- The Dodd Trophy Coach of the Week. (Oct. 24)
- 2012 Paul "Bear" Bryant Coach of the Year Finalist

ALL-AMERICANS AS A HEAD COACH

- | | |
|---|--|
| <ul style="list-style-type: none"> 2022 Oluomuwa Fashanu 2nd Team Kalen King 2nd Team Joey Porter Jr. 2nd Team 2021 Jaquan Brisker 2nd Team Arnold Ebiketie 2nd Team Jordan Stout 2nd Team Jahan Dotson 3rd Team 2019 Micah Parsons 1st Team (Consensus) Pat Freiermuth 2nd Team | <ul style="list-style-type: none"> 2017 Saquon Barkley 1st Team (Consensus) Mike Gesicki 2nd Team 2016 Saquon Barkley 3rd Team 2015 Carl Nassib 1st Team (Consensus) 2014 Mike Hull 2nd Team 2013 Jordan Matthews 1st Team 2012 Jordan Matthews 3rd Team 2011 Casey Hayward 2nd Team |
|---|--|

ALL-CONFERENCE SELECTIONS AS A HEAD COACH

- | | | |
|--|---|---|
| <ul style="list-style-type: none"> 2022 Joey Porter Jr. 1st Abdul Carter 2nd PJ Mustipher 2nd Oluomuwa Fashanu 2nd Nicholas Singleton 2nd (RS) 3rd (RB) Ji'Ayir Brown 3rd Adisa Isaac 3rd Kalen King 3rd Juice Scruggs 3rd Brenton Strange 3rd Barney Amor HM Sean Clifford HM Johnny Dixon HM Bryce Effner HM Curtis Jacobs HM Hunter Nourzad HM Jake Pinegar HM Chop Robinson HM Nick Tarburton HM Parker Washington HM Sal Wormley HM 2021 Jaquan Brisker 1st Jahan Dotson 1st (WR) HM (RS) Arnold Ebiketie 1st | <ul style="list-style-type: none"> Jordan Stout 1st (P) HM (K) Ellis Brooks 2nd PJ Mustipher 2nd Ji'Ayir Brown 3rd Jesse Luketa 3rd Joey Porter Jr. 3rd Brandon Smith 3rd Rasheed Walker 3rd Tariq Castro-Fields HM Sean Clifford HM Curtis Jacobs HM Mike Miranda HM Juice Scruggs HM Brenton Strange HM 2020 Pat Freiermuth 1st Jayson Oweh 1st Shaka Toney 1st Will Fries 2nd Mike Miranda 2nd Mike Miranda 2nd Jaquan Brisker 3rd Jahan Dotson 3rd (WR) HM (RS) Michal Menet 3rd Joey Porter Jr. 3rd Rasheed Walker 3rd Lamont Wade 3rd | <ul style="list-style-type: none"> Tariq Castro-Fields HM PJ Mustipher HM Antonio Shelton HM Brandon Smith HM 2019 Yetur Gross-Matos 1st Micah Parsons 1st Pat Freiermuth 2nd Steven Gonzalez 2nd KJ Hamler 2nd (WR) HM (RS) Shaka Toney 2nd Cam Brown 3rd Tariq Castro-Fields 3rd Robert Windsor 3rd Journey Brown HM Sean Clifford HM Will Fries HM Blake Gillikin HM Michal Menet HM Jan Johnson HM Jake Pinegar HM John Reid HM Garrett Taylor HM Lamont Wade HM 2018 Amani Oruwariye 1st Yetur Gross-Matos 1st |
|--|---|---|

AWARD WINNERS AS A HEAD COACH

- 2023 Chris Stoll Patrick Mannelly Award
- 2022 Nicholas Singleton Thompson-Randle El Big Ten Freshman of the Year
- 2021 Jordan Stout Eddleman-Fields Big Ten Punter of the Year
- 2020 Pat Freiermuth Kwalick-Clark Big Ten Tight End of the Year
- 2019 Micah Parsons Butkus-Fitzgerald Big Ten Linebacker of the Year
- 2017 Saquon Barkley Paul Hornung Award Winner
- Graham-George Big Ten Offensive Player of the Year
- Ameche-Dayne Big Ten Running Back of the Year
- Rodgers-Dwight Big Ten Return Specialist of the Year
- Chicago Tribune Silver Football Award
- Brandon Smith Allstate AFCA Good Works Team
- 2016 Saquon Barkley Graham-George Big Ten Offensive Player of the Year
- Ameche-Dayne Big Ten Running Back of the Year
- Chicago Tribune Silver Football Award
- Tyler Davis Vlade Award
- 2015 Carl Nassib Rotary Lombardi Award
- Ted Hendricks Award
- Lott IMPACT Award
- CBS Sports National Defensive Player of the Year
- Nagurski-Woodson Big Ten Defensive Player of the Year
- Ben Kline Allstate AFCA Good Works Teams
- 2014 Mike Hull Butkus-Fitzgerald Big Ten Linebacker of the Year

NFL DRAFT PICKS

- As a Head Coach:**
- | | | |
|--|--|--|
| <ul style="list-style-type: none"> 2023 Joey Porter Jr. 2 Brenton Strange 2 Juice Scruggs 2 Ji'Ayir Brown 3 Sean Clifford 5 Parker Washington 6 2022 Jahan Dotson 1 Arnold Ebiketie 2 Jaquan Brisker 2 Brandon Smith 4 Jordan Stout 4 Tariq Castro-Fields 6 Rasheed Walker 7 Jesse Luketa 7 2021 Micah Parsons 1 Odafé "Jayson" Oweh 1 Pat Freiermuth 2 Shaka Toney 7 Michal Menet 7 Will Fries 7 2020 Yetur Gross-Matos 2 KJ Hamler 2 John Reid 4 Cam Brown 6 Robert Windsor 6 2019 Miles Sanders 2 Connor McGovern 3 Shareef Miller 4 Amani Oruwariye 5 Trace McSorley 6 Nick Scott 7 2018 Saquon Barkley 1 Mike Gesicki 2 Oren Burks (V) 3 Troy Apke 4 DaeSean Hamilton 4 Marcus Allen 5 Christian Campbell 6 | <ul style="list-style-type: none"> 32 . . . Steelers 61 . . . Jaguars 62 . . . Texans 87 . . . 49ers 149 . . . Packers 185 . . . Jaguars 16 Commanders 38 . . . Falcons 48 . . . Bears 120 . . . Panthers 130 . . . Ravens 221 . . . 49ers 249 . . . Packers 256 . . . Cardinals 12 . . . Cowboys 31 . . . Ravens 55 . . . Steelers 246 . . . WFT 247 . . . Cardinals 248 . . . Colts 38 . . . Panthers 46 . . . Broncos 141 . . . Texans 183 . . . Giants 193 . . . Colts 53 . . . Eagles 90 . . . Cowboys 138 . . . Eagles 146 . . . Lions 197 . . . Ravens 243 . . . Rams 2 . . . Giants 42 . . . Dolphins 88 . . . Packers 109 . . . Redskins 113 . . . Broncos 148 . . . Steelers 182 . . . Cardinals | <ul style="list-style-type: none"> 2017 Zach Cunningham (V) 2 57 . . . Texans Chris Godwin 3 84 . . . Buccaneers 157 . . . Cardinals 2016 Austin Johnson 2 43 . . . Titans Christian Hackenberg 2 51 . . . Jets Carl Nassib 2 65 . . . Browns Anthony Zettel 6 202 . . . Lions Jordan Lucas 6 204 . . . Dolphins Stephen Weatherly (V) 7 227 . . . Vikings 2015 Donovan Smith 2 34 . . . Buccaneers Adrian Amos 5 142 . . . Bears Jesse James 5 160 . . . Steelers 2014 Jordan Matthews 2 42 . . . Eagles Wesley Johnson 5 173 . . . Steelers Andre Hal 7 216 . . . Texans 2013 Zac Stacy 5 160 . . . Rams Ryan Seymour 7 220 . . . Seahawks 2012 Casey Hayward 2 62 . . . Packers Tim Fugger 7 214 . . . Colts |
|--|--|--|
- (V) - Indicates Franklin coached NFL Draft pick while at Vanderbilt.
- As an Assistant Coach:**
- | | | |
|--|---|--|
| <ul style="list-style-type: none"> 2011 Torrey Smith 2 58 . . . Ravens Da'Rel Scott 7 211 . . . Giants 2010 Bruce Campbell 4 106 . . . Raiders 2009 Darrius Heyward-Bey 1 7 . . . Raiders Josh Freeman 1 170 . . . Buccaneers Jaimie Thomas 7 236 . . . Colts Dan Gronkowski 7 255 . . . Lions 2008 Jordy Nelson 2 36 . . . Packers 2007 Yamon Figurs 3 74 . . . Ravens Thomas Clayton 6 186 . . . 49ers | <ul style="list-style-type: none"> Christian Campbell HM Curtis Cothran HM Parker Cothren HM Grant Haley HM Juwan Johnson HM 2016 Saquon Barkley 1st Tyler Davis 1st Trace McSorley 2nd Garrett Sicksel 2nd Mike Gesicki 2nd Evan Schwan 3rd Jason Cabinda 3rd Marcus Allen 3rd Chris Godwin 3rd Brandon Bell HM Parker Cothren HM Brian Gaia HM Blake Gillikin HM John Reid HM 2015 Carl Nassib 1st Saquon Barkley 2nd Chris Godwin 2nd Austin Johnson 2nd Anthony Zettel 3rd Marcus Allen HM Jason Cabinda HM Grant Haley HM | <ul style="list-style-type: none"> DaeSean Hamilton HM Trevor Williams HM 2014 Mike Hull 1st Anthony Zettel 1st Sam Ficken 2nd DaeSean Hamilton 2nd Adrian Amos HM Deion Barnes HM Jesse James HM Austin Johnson HM Jordan Lucas HM Angelo Mangiro HM Trevor Williams HM 2013 Kenny Ladler 1st Jordan Matthews 1st Andre Hal 2nd Wesley Johnson 2nd 2012 Jordan Matthews 1st Richard Kent 2nd Zac Stacy 2nd 2011 Tim Fugger 2nd Casey Hayward 2nd Zac Stacy 2nd |
|--|---|--|
- HM - honorable mention

PENN STATE

Total Offense Highs

673.....Idaho, 2019
643.....Kent State, 2018
619.....at Maryland, 2019
609.....Nebraska, 2017
599.....Iowa, 2016
591.....at Illinois, 2018
580.....Illinois, 2020
579.....at Iowa, 2017
572.....Ohio, 2022
569.....Akron, 2017

Total Offense Lows

180.....at Temple, 2015
186.....at Michigan, 2018
191.....at Michigan, 2016
207.....Michigan, 2015
214.....at Michigan, 2014
219.....Maryland, 2014
227.....at Ohio State, 2019
227.....Illinois, 2021
233.....Michigan State, 2014
240.....Ohio State, 2014

First Down Highs

35.....Idaho, 2019
32.....Nebraska, 2017
32.....Ball State, 2021
31.....at Illinois, 2018
30.....at Maryland, 2019
30.....Maryland, 2020
30.....at Nebraska, 2014
29.....at Iowa, 2017
28.....Maryland, 2016
28.....at Maryland, 2017
28.....Maryland, 2018
28.....Illinois, 2020

First Down Lows

9.....at Temple, 2015
10.....at Michigan, 2022
11.....at Michigan, 2018
11.....at Wisconsin, 2021
12.....Army, 2015
12.....at Michigan, 2016
13.....Ohio State, 2016
14.....Northwestern, 2014
14.....at Ohio State, 2015
14.....Michigan, 2015
14.....Pittsburgh, 2017
14.....Michigan State, 2018
14.....Buffalo, 2019
14.....Michigan, 2019
14.....Illinois, 2021

Rushing Yardage Highs

396.....vs. Memphis, 2019
387.....at Illinois, 2018
372.....Maryland, 2016
359.....Iowa, 2016
340.....at Rutgers, 2016
331.....Idaho, 2019
330.....Rutgers, 2015
310.....Maryland, 2018
297.....Kent State, 2018
295.....at Iowa, 2017

Rushing Yardage Lows

16.....Ohio State, 2014
33.....at Ohio State, 2021
38.....Michigan State, 2014
39.....Indiana, 2017
42.....Maryland, 2014
44.....Ohio State, 2020
48.....at Maryland, 2015
50.....Northwestern, 2014
50.....at Wisconsin, 2021
51.....vs. Wisconsin, 2016

Rushing Attempts Highs

62.....Maryland, 2016
58.....Northwestern, 2022
57.....at Rutgers, 2020
53.....Iowa, 2019
53.....vs. Memphis, 2019
53.....Illinois, 2020
52.....Iowa, 2016
52.....at Indiana, 2020
52.....at Nebraska, 2020
51.....at Iowa, 2017
51.....at Illinois, 2018

Rushing Attempts Lows

18.....at Wisconsin, 2021
22.....Michigan State, 2014
22.....Michigan, 2015
22.....at Michigan, 2022
24.....Pittsburgh, 2017
24.....Georgia State, 2017
24.....Buffalo, 2019
25.....Northwestern, 2014
26.....Michigan State, 2021
27.....at Temple, 2015
27.....Ohio State, 2020

Passing Yardage Highs

454.....vs. UCF, 2014
429.....Villanova, 2021
421.....at Maryland, 2019
401.....at Michigan State, 2017
394.....at Ohio State, 2021
386.....Michigan State, 2016
384.....vs. Wisconsin, 2016
371.....vs. Boston College, 2014
371.....Ohio State, 2022
363.....at Maryland, 2021

Passing Yardage Lows

81.....vs. Rutgers, 2019
93.....at Illinois, 2014
103.....at Temple, 2015
112.....Temple, 2014
118.....at Michigan, 2018
120.....at Ohio State, 2015
121.....at Michigan, 2016
128.....Buffalo, 2015
128.....at Ohio State, 2019
133.....at Rutgers, 2020
133.....vs. Memphis, 2019

Passing Attempt Highs

57.....Maryland, 2020
52.....at Ohio State, 2021
50.....Ohio State, 2014
50.....vs. Boston College, 2014
48.....at Iowa, 2017
48.....at Michigan State, 2017
47.....vs. UCF, 2014
47.....at Michigan State, 2015
47.....at Maryland, 2021
47.....Ohio State, 2022

Passing Attempt Lows

13.....at Ohio State, 2015
15.....vs. Rutgers, 2019
16.....at Illinois, 2014
17.....at Michigan, 2018
18.....Iowa, 2016
19.....Rutgers, 2015
19.....Army, 2015
19.....Maryland, 2016
20.....at Illinois, 2018
20.....vs. Memphis, 2019
20.....Northwestern, 2022

Passing Completion Highs

35.....at Ohio State, 2021
34.....vs. Boston College, 2014
32.....vs. UCF, 2014
32.....vs. Washington, 2014
32.....Ohio State, 2022
31.....Ohio State, 2014
31.....at Iowa, 2017
31.....Ohio, 2022
29.....at Northwestern, 2017
29.....at Maryland, 2019
29.....Auburn, 2021

Passing Completion Lows

7.....at Ohio State, 2015
8.....at Illinois, 2014
8.....Ohio State, 2016
8.....at Michigan, 2018
8.....vs. Rutgers, 2019
10.....Rutgers, 2015
10.....Army, 2015
10.....Maryland, 2022
10.....Northwestern, 2016
11.....at Temple, 2015
11.....Iowa, 2016
11.....Indiana, 2019
11.....vs. Memphis, 2019

Scoring Highs

79.....Idaho, 2019
66.....at Maryland, 2017
63.....Kent State, 2018
63.....at Illinois, 2018
62.....Purdue, 2016
59.....at Maryland, 2019
56.....Georgia State, 2017
56.....Nebraska, 2017
56.....Illinois, 2020
55.....at Rutgers, 2022

Scoring Lows

6.....Northwestern, 2014
7.....at Michigan, 2018
7.....Michigan State, 2014
10.....at Temple, 2015
10.....at Ohio State, 2015
10.....at Michigan, 2016
10.....vs. Arkansas, 2021
13.....at Rutgers, 2014
13.....at Michigan, 2014
13.....at Indiana, 2014

Total Offense Highs

575.....vs. USC, 2016
563.....at Michigan, 2022
554.....at Indiana, 2018
542.....vs. Memphis, 2019
529.....at Ohio State, 2017
526.....Ohio State, 2020
515.....at Michigan, 2016
474.....at Michigan State, 2017
469.....Minnesota, 2016
466.....at Ohio State, 2021
466.....vs. Maryland, 2015
466.....Nebraska, 2017

Total Offense Lows

87.....at Rutgers, 2016
104.....Purdue, 2019
128.....at Maryland, 2019
134.....Maryland, 2022
145.....Idaho, 2019
159.....Akron, 2017
160.....Rutgers, 2021
167.....Illinois, 2015
167.....at Rutgers, 2022
194.....Maryland, 2014

First Down Highs

33.....vs. USC, 2016
32.....at Indiana, 2018
31.....Minnesota, 2016
29.....at Wisconsin, 2021
29.....at Maryland, 2021
28.....at Michigan, 2022
27.....at Ohio State, 2017
27.....at Ohio State, 2019
27.....vs. Memphis, 2019
26.....Michigan State, 2016
26.....at Illinois, 2018
26.....Michigan, 2019
26.....Illinois, 2021
26.....at Purdue, 2022

First Down Lows

5.....at Rutgers, 2016
5.....Idaho, 2019
8.....Temple, 2014
8.....Purdue, 2019
9.....at Rutgers, 2022
10.....Rutgers, 2017
10.....at Maryland, 2019
10.....Rutgers, 2021
11.....vs. UCF, 2014
11.....Maryland, 2016
11.....at Iowa, 2017
11.....at Maryland, 2017
11.....at Indiana, 2022
11.....Maryland, 2022

Rushing Yardage Highs

418.....at Michigan, 2022
357.....Illinois, 2021
353.....vs. Arkansas, 2021
341.....at Pitt, 2016
326.....at Michigan, 2016
315.....at Ohio State, 2015
285.....vs. Boston College, 2014
261.....Army, 2015
259.....at Michigan, 2018
245.....at Pittsburgh, 2018
245.....at Illinois, 2018

Rushing Yardage Lows

-19.....Purdue, 2019
3.....UMass, 2014
4.....Idaho, 2019
24.....vs. UCF, 2014
24.....Pittsburgh, 2019
25.....Michigan State, 2022
30.....Iowa, 2016
31.....Northwestern, 2022
32.....at Rutgers, 2022
33.....Maryland, 2014

OPPONENTS

Rushing Attempts Highs

67.....Illinois, 2021
61.....at Ohio State, 2019
58.....Buffalo, 2019
58.....at Wisconsin, 2021
58.....vs. Arkansas, 2021
57.....Ohio State, 2014
56.....at Pitt, 2016
55.....Army, 2015
55.....at Rutgers, 2018
55.....at Michigan, 2022

Rushing Attempts Lows

20.....Temple, 2014
22.....at Purdue, 2022
23.....at Iowa, 2017
23.....Central Michigan, 2022
24.....Indiana, 2021
25.....Akron, 2014
25.....at Maryland, 2017
25.....Pittsburgh, 2019
25.....Michigan State, 2022
26.....Purdue, 2016
26.....Iowa, 2016
26.....Nebraska, 2017
26.....vs. Washington, 2017
26.....at Indiana, 2020
26.....Ball State, 2021
26.....Villanova, 2021
26.....Ohio, 2022
26.....Ohio State, 2022

Passing Yardage Highs

479.....vs. Memphis, 2019
453.....vs. USC, 2016
400.....at Michigan State, 2017
399.....Nebraska, 2017
372.....Pittsburgh, 2019
371.....Indiana, 2019
371.....at Maryland, 2021
365.....at Purdue, 2022
354.....Ohio State, 2022
344.....at Indiana, 2016

Passing Yardage Lows

32.....Army, 2015
38.....Illinois, 2021
43.....Rutgers, 2017
46.....at Rutgers, 2018
48.....at Rutgers, 2016
55.....at Pittsburgh, 2018
60.....Wisconsin, 2018
68.....at Indiana, 2014
68.....at Maryland, 2019
74.....Ohio State, 2014
74.....Maryland, 2022

Passing Attempt Highs

60.....at Purdue, 2022
58.....at Maryland, 2021
56.....at Michigan State, 2017
55.....Purdue, 2016
55.....at Indiana, 2018
54.....vs. USC, 2016
53.....Michigan State, 2018
53.....vs. Memphis, 2019
52.....Central Michigan, 2022
51.....Pittsburgh, 2019

Passing Attempt Lows

1.....Army, 2015
15.....at Pitt, 2016
15.....vs. Kentucky, 2018
16.....Maryland, 2016
16.....at Rutgers, 2018
17.....at Rutgers, 2016
17.....at Michigan, 2018
18.....at Pittsburgh, 2018
19.....Ohio State, 2014
19.....at Ohio State, 2015

Passing Completion Highs

41.....at Maryland, 2021
36.....Purdue, 2016
35.....at Indiana, 2018
35.....Pittsburgh, 2019
33.....vs. USC, 2016
33.....at Ohio State, 2017
33.....at Michigan State, 2017
33.....vs. Memphis, 2019
31.....Indiana, 2019
30.....at Purdue, 2022

Passing Completion Lows

1.....Army, 2015
5.....at Rutgers, 2018
7.....at Rutgers, 2016
7.....Rutgers, 2017
8.....Illinois, 2020
8.....Illinois, 2021
9.....at Pittsburgh, 2018
9.....Wisconsin, 2018
9.....vs. Kentucky, 2018
9.....Minnesota, 2022

Scoring Highs

55.....at Michigan State, 2015
52.....vs. USC, 2016
49.....at Michigan, 2016
44.....Nebraska, 2017
44.....Ohio State, 2022
42.....at Pitt, 2016
42.....at Michigan, 2018
41.....Iowa, 2020
41.....at Michigan, 2022
39.....at Ohio State, 2017
39.....vs. Memphis, 2019

Scoring Lows

0.....Illinois, 2015
0.....at Rutgers, 2016
0.....Akron, 2017
0.....Georgia State, 2017
0.....at Maryland, 2019
0.....Indiana, 2021
0.....Rutgers, 2021
0.....Maryland, 2022
3.....Rutgers, 2015
3.....Akron, 2014
3.....at Maryland, 2017
3.....Maryland, 2018

SERIES NOTES

HEAD COACH RYAN CARTY

- Ryan Carty is in his second season leading the Blue Hens.
- A Delaware alum, Carty has a 9-5 record as head coach and led Delaware to an FCS Playoffs second round appearance in 2022.
- Carty was the first Delaware head coach to lead the team to the FCS Playoffs in his first season.
- Delaware's 2022 season included a 14-7 win at Navy as the program's first win over an FBS school since 2007.
- Prior to being named head coach at Delaware, Carty spent four seasons as the offensive coordinator at Sam Houston State.
- In Carty's time as offensive coordinator at SHSU, the Bearkats went 34-10, including 21-1 in his first two seasons.
- Carty was a team captain during his playing time at Delaware, graduating in 2006.

SCOUTING THE BLUE HENS

- Delaware started the season with a 37-13 win at Stony Brook last Thursday.
- The Blue Hens are ranked 19th in both the Stats Perform FCS Poll and FCS Coaches Poll.
- Delaware finished the 2022 campaign with an 8-5 mark, including a win over Navy. The Blue Hens earned a 56-17 win over Saint Francis in the FCS Playoffs First Round before falling 42-6 at top-seed South Dakota State.
- In their season-opening victory at Stony Brook, Delaware posted 559 total yards, averaging 7.1 yards per play.
- The Blue Hens gained 414 yards through the air and 145 on the ground.
- Ryan O'Connor threw for 346 yards, a touchdown and two interceptions while completing 24-of-38 passes.
- Marcus Yarns rushed for 107 yards and two scores on 11 carries. Kyron Cumby added a 13-yard touchdown rush.
- Chandler Harvin hauled in five receptions for 100 yards, while Kym Wimberly Jr. made five grabs for 81 yards and a touchdown.
- Delaware allowed 327 total yards, including 164 on the ground and 163 through the air.
- Delaware forced three interceptions and tallied seven tackles for loss.
- Tyron Herring led the unit with eight tackles and an interception, while Dillon Trainer made 1.5 tackles for loss.
- Ty Davis had a 50-yard interception return for a touchdown.

NITTANY LIONS FROM DELAWARE

- DE **Dani Dennis-Sutton** - Millsboro/McDonogh School (Md.)
- OL **Sal Wormley** - Newark, N.J./Smyrna (Del.)

DELAWARE PLAYER CONNECTIONS

- Penn State freshman DE **Bobby Mears** and Delaware junior DB Steven Rose Jr. and graduate RB Quincy Watson all played at Malvern Prep in Pennsylvania.
- Penn State redshirt sophomore TE **Khalil Dinkins** and redshirt freshman CB **Kolin Dinkins** and freshman DB Nate Spak all played at North Allegheny High School in Pennsylvania.
- Penn State sophomore LB **Abdul Carter** and Delaware senior LB Dillon Trainer both played at La Salle College High School in Pennsylvania.
- Penn State freshman TE **Joey Schlaffer** and Delaware freshman OL Anthony Caccese both played at Exeter Township in Pennsylvania.
- Penn State redshirt junior WR **Jake Spencer** and Delaware junior TE Matt Carlino both played at The Haverford School in Pennsylvania.
- Penn State redshirt senior OL **Sal Wormley** and Delaware senior WR Makhi Jackson both played at Smyrna High School in Delaware.
- Penn State junior DT **Coziah Izzard** and sophomore S **Kevin Winston Jr.** and Delaware freshman LB Noah Vitko all played at DeMatha Catholic in Maryland.
- Penn State junior DE **Amin Vanover** and redshirt senior DE **Smith Vilbert** and Delaware junior DB Calson Goodwill all played at St. Joseph's Regional High School in New Jersey.
- Penn State junior WR **KeAndre Lambert-Smith** and Delaware freshman DB KT Seay both played at Maury High School in Virginia.

SERIES RECORD VS. CAA

Penn State meets Delaware for the first time in program history. However, the Blue Hens are the third current member of the Coastal Athletic Association (CAA) that Penn State has played, joining Villanova and William & Mary. The Nittany Lions are 6-3-1 all-time against Villanova and 4-0 all-time against William & Mary.

Year	Site	Result
1902	H	Penn State 32, Villanova 0
1905	H	Penn State 29, Villanova 0
1910	H	Penn State 0, Villanova 0
1911	H	Penn State 18, Villanova 0
1912	H	Penn State 71, Villanova 0
1922	H	Penn State 27, William & Mary 7
1935	H	Penn State 27, Villanova 13
1936	H	Villanova 13, Penn State 0
1949	H	Villanova 27, Penn State 6
1951	N	Villanova 20, Penn State 14
1952	H	Penn State 35, William & Mary 23
1957	H	Penn State 21, William & Mary 13
1984	H	Penn State 56, William & Mary 18
2021	H	Penn State 38, Villanova 17

LAST MEETING VS. FCS CLIFFORD'S CAREER DAY LEADS PENN STATE OVER VILLANOVA

UNIVERSITY PARK, Pa. - The Penn State passing attack was on display as the Nittany Lions defeated Villanova, 38-17, at Beaver Stadium.

Quarterback Sean Clifford recorded career numbers in the contest, reaching the 400-yard passing mark for the first time with a total of 401 yards. He also matched his career-high with four passing touchdowns.

The offense was spread evenly among the Penn State receiving corps, with both Parker Washington (148 yards) and Jahan Dotson (117 yards) reaching the century mark. KeAndre Lambert-Smith also added 88-yards receiving, marking the first time since a 2017 contest against Michigan State that three Penn State wide receivers recorded 80+ yards in a game.

The Penn State defense produced a solid overall performance, with 24 different players recording a tackle in the game.

The Nittany Lions struck quickly on their first drive, as Sean Clifford hit Jahan Dotson for a 52-yard touchdown on Penn State's first offensive play.

After a Villanova field goal to end the first quarter, Penn State struck right back on the first drive of the second when Clifford once again connected on a long TD pass, this time to Parker Washington for 52-yard score.

Clifford would find Washington again for a long gain on Penn State's next drive for a 67-yard catch-and-run to set the Nittany Lions up inside the 10. It would set up a 29-yard field goal from Jordan Stout.

The Nittany Lions once again scored on a long play to open the second half when Clifford hit KeAndre Lambert-Smith for a season-long 83-yard touchdown.

Clifford and Washington added another score in the final minutes of the third, on a 23-yard pass.

Penn State added to the lead in the opening minutes of the fourth when Tyler Warren carried the ball up the middle for a 3-yard score.

Villanova's Daniel Smith and Rayjoun Pringle connected for two touchdowns in the fourth quarter.



TEAM STATISTICS

	VU	PSU
First Downs	15	20
Rushing Yards	58	80
Passing Yards	222	429
Passing (C-A-Int)	20-34-1	22-31-1
Total Offense	280	509
Plays	60	65
Fumbles (#-Lost)	0-0	0-0
Penalties (#-Yards)	4-50	3-35
Possession Time	31:15	28:45
3rd-Down Conv.	4-14	3-12
Red Zone	2-2	2-2
Touchdowns	2	5
Field goals	1	1

GAME LEADERS

* Top performers from each school based on yardage.

VILLANOVA

Passing
Daniel Smith 20-of-34, 222 yds, 2 TD/1 INT

Rushing
Jalen Jackson 7 for 58 yds
Justin Covington 6 for 15 yds

Receiving
Todd Summers 5 for 45 yds
Rayjoun Pringle 4 for 107 yds, 2 TD

Tackles (U-A-Total)
Forrest Rhyne 8-3-11
Amin Black 5-3-8

PENN STATE

Passing
Sean Clifford 19-of-26, 401 yds, 4 TD/1 INT

Rushing
John Lovett 11 for 45 yds
Keyvone Lee 7 for 21 yds

Receiving
Jahan Dotson 7 for 117 yds, 1 TD
Parker Washington 5 for 148 yds, 2 TD

Tackles (U-A-Total)
Ellis Brooks 3-1-4
Joey Porter Jr. 3-0-3

OTHER

Date	September 25, 2021
Location	University Park, Pa.
Stadium	Beaver Stadium
Attendance	105,790
Penn State	4-0
Villanova	3-1

PENN STATE VS. BIG TEN

PENN STATE VS. BIG TEN

- Penn State is 43-20 in the Big Ten since 2016.
- PSU won 13 consecutive games against Big Ten opponents from 2016-17, breaking its record of 12 from 1993-94.
- Penn State owns a 237-117-3 mark against Big Ten Conference teams since the Nittany Lions first opposed Ohio State in 1912.
- The Nittany Lions began play as a member of the Big Ten Conference in 1993 and have a 153-93 mark.
- Penn State played 109 games vs. the current Big Ten alignment when either or both Penn State itself (prior to 1993) or the opponent (Nebraska prior to 2011; Maryland and Rutgers prior to 2014) was not yet a member of the Big Ten. The Nittany Lions went 80-26-3 in those games.

Opponent	Record	1st Meeting	Last Meeting
Illinois	20-6	1954	2021
Indiana	24-2	1993	2022
Iowa	17-14	1930	2021
Maryland	42-3-1	1917	2022
Michigan	10-16	1993	2022
Michigan State	18-18-1	1914	2022
Minnesota	10-6	1993	2022
Nebraska	8-10	1920	2020
Northwestern	15-5	1993	2022
Ohio State	14-24	1912	2022
Purdue	16-3-1	1951	2022
Rutgers	31-2	1918	2022
Wisconsin	11-9	1953	2021

Bold indicates 2023 opponent

WINNING THE WEST

- Penn State is 18-8 against the Big Ten West Division since it was formed in 2014.
- Penn State had a 12-game winning streak against the Big Ten West snapped at Minnesota in 2019.

Penn State vs. the Big Ten West Division (Est. 2014)

Date	Opponent	Result
Sept. 27, 2014	Northwestern	L, 6-29
Nov. 22, 2014	at Illinois	L, 14-16
Oct. 31, 2015	Illinois	W, 39-0
Nov. 7, 2015	at Northwestern	L, 21-23
Oct. 1, 2016	Minnesota	W, 29-26 (OT)
Oct. 29, 2016	at Purdue	W, 62-24
Nov. 5, 2016	Iowa	W, 41-14
Dec. 3, 2016	vs. No. 6 Wisconsin (BIG Championship)	W, 38-31
Sept. 23, 2017	at Iowa	W, 21-19
Oct. 7, 2017	at Northwestern	W, 31-7
Nov. 18, 2017	Nebraska	W, 56-44
Sept. 21, 2018	at Illinois	W, 63-24
Oct. 27, 2018	No. 18 Iowa	W, 30-24
Nov. 10, 2018	Wisconsin	W, 22-10
Oct. 5, 2019	Purdue	W, 35-7
Oct. 12, 2019	at No. 17 Iowa	W, 17-12
Nov. 9, 2019	at No. 13 Minnesota	L, 26-31
Nov. 14, 2020	at Nebraska	L, 23-30
Nov. 21, 2020	Iowa	L, 21-41
Dec. 19, 2020	Illinois	W, 56-21
Sept. 4, 2021	at No. 12 Wisconsin	W, 16-10
Oct. 9, 2021	at No. 3 Iowa	L, 20-23
Oct. 23, 2021	Illinois	L, 18-20 (9 OT)
Sept. 1, 2022	at Purdue	W, 35-31
Oct. 1, 2022	Northwestern	W, 17-7
Oct. 22, 2022	Minnesota	W, 45-17

MILESTONE WATCH

- **Drew Allar** is 331 yards shy of 1,000 career passing yards.
- **Kaytron Allen** is 82 yards shy of 1,000 career rushing yards.
- **Allen** is 342 yards shy of 1,500 career all-purpose yards.
- **Dante Cephas** is 339 yards shy of 2,500 career receiving yards.
- **Alex Felkins** is 11 points shy of 200 career points.
- **Adisa Isaac** is 3.5 tackles for loss shy of 20 career tackles for loss.
- **Curtis Jacobs** is four tackles for loss shy of 20 career tackles for loss.
- **Kalen King** is four passes defended shy of 30 career passes defended.
- **Malik McClain** is 46 yards shy of 500 career receiving yards.
- **Trey Potts** is 299 yards shy of 1,500 career rushing yards.
- **Riley Thompson** is 155 yards shy of 3,000 career punt yards.

TEAM NOTES

PENN STATE VS. FCS

- Penn State is 116-79-12 all-time against current FCS teams.
- The Nittany Lions have played at least one game against 22 different FCS programs.
- Eight of the 22 FCS programs Penn State has played are members of the Ivy League.
- Delaware will be Penn State's third opponent who is a current member of the Colonial Athletic Association (CAA), joining Villanova and William & Mary.

Opponent	Record	1st Meeting	Last Meeting
Brown	1-0	1983	1983
Bucknell	28-10	1887	1948
Colgate	9-4-1	1911	1980
Columbia	0-2	1933	1934
Cornell	4-7-2	1895	1943
Dartmouth	1-2	1917	1920
Delaware	-	2023	-
Eastern Illinois	1-0	2009	2009
Fordham	3-0	1946	1953
Furman	1-0	1958	1958
Harvard	0-3-2	1913	1932
Holy Cross	9-0	1954	1963
Idaho	1-0	2019	2019
Indiana State	1-0	2011	2011
Lafayette	10-5-1	1889	1938
Lehigh	16-6-1	1888	1942
Penn	18-25-4	1890	1958
Princeton	0-5	1896	1900
Villanova	6-3-1	1902	2021
VMI	1-0	1959	1959
William & Mary	4-0	1922	1984
Yale	0-7	1899	1906
Youngstown State	2-0	2006	2010

DELAWARE COACH CONNECTIONS

- In 2004-05, Penn State offensive line coach Phil Trautwein was an offensive lineman at Florida while Delaware special teams coordinator/safeties coach Art Link was a graduate assistant coach at Florida.

WEST VIRGINIA NOTES

- Penn State is now 49-9-2 all-time against West Virginia.
- The Nittany Lions have won five-straight matchups in the series and 33 of the last 35 contests.
- Penn State is now 122-13-1 all-time in home openers, including wins in 20 of the last 22, and 113-22-2 all-time in season openers.
- Penn State is now 75-18-2 all-time against the current members of the Big 12.
- Penn State welcomed 110,747 fans to Beaver Stadium, marking the fourth-highest crowd in its history and its largest crowd for a home opener.
- The Nittany Lions scored on their opening drive of the season for the first time since 2020 at Indiana. QB **Drew Allar** tossed a 72-yard touchdown pass to WR **KeAndre Lambert-Smith**.
- Allar became the first Penn State quarterback to throw for at least 300 yards in a season opener since Christian Hackenberg's 454 passing yards against UCF in 2014.
- Allar is the first Penn State quarterback to throw for at least 300 yards in his first career start since Michael Robinson threw for 379 yards vs. Wisconsin in 2003.
- Allar's 300 passing yards and three passing touchdowns marked the 25th time a PSU quarterback has done that in a game.
- Lambert Smith's 72-yard touchdown reception was the third 70+ yard reception of his career.
- WR **Harrison Wallace III** recorded a career-high seven receptions and a career-best 72 receiving yards.
- The Nittany Lions stopped West Virginia on three fourth-down conversion attempts.
- LB **Curtis Jacobs** finished the game with 10 tackles. He recorded 10+ tackles in a game for the third time in his career.

PRESEASON ALL-AMERICA ACCOLADES

- Multiple Nittany Lions have earned preseason All-America honors.
- Junior OL **Olumuyiwa Fashanu** and junior CB **Kalen King** were named preseason Associated Press and Sporting News first-team All-Americans.
- Junior DE **Chop Robinson** and sophomore RB **Nicholas Singleton** each earned second-team preseason All-America honors from Sporting News.
- Fashanu and King were also tabbed preseason Pro Football Focus All-America first team, while Robinson earned second-team honors and Singleton and sophomore LB **Abdul Carter** garnered honorable mention laurels.

WATCH LISTS

- Penn State has 13 players represented on watch lists entering the 2023 season.
- The Nittany Lions placed three players on the Bednarik Award and Bronko Nagurski Trophy watch lists. Sophomore LB **Abdul Carter**, junior CB **Kalen King** and junior DE **Chop Robinson** were named to both watch lists.
- Carter, junior OL **Olumuyiwa Fashanu** and Robinson were all tabbed to the Lombardi Award watch list.
- Carter and junior LB **Curtis Jacobs** are on the Butkus Award watch list.
- Carter and King are members of the Lott IMPACT Trophy watch list.
- Fashanu is also on the Outland Trophy watch list, while joining sophomore RB **Nicholas Singleton** on the Walter Camp Player of the Year watch list.
- King is on the Jim Thorpe Award watch list.
- Sophomore RB **Kaytron Allen** and Singleton were named to the Doak Walker Award watch list.
- Singleton is also on the Maxwell Award and Paul Hornung Award watch lists.
- Redshirt senior WR **Dante Cephas** is on the Biletnikoff Award watch list.
- Redshirt senior DT **Dvon Ellies** was recognized on the Allstate AFCA Good Works Team and Wuerffel Trophy watch lists.
- Sophomore WR **Omari Evans** is on the Earl Campbell Tyler Rose Award watch list.
- Junior TE **Theo Johnson** is a member of the Mackey Award watch list.
- Senior P **Riley Thompson** is on the Ray Guy Award watch list.
- Freshman LB **Tony Rojas** is on the Shaun Alexander Freshman of the Year Award watch list.
- In addition, 11 Nittany Lions are on the Reese's Senior Bowl watch list including DT **Hakeem Beamon**, Cephas, CB **Johnny Dixon**, S **Keaton Ellis**, LB **Tyler Eldson**, Fashanu, DE **Adisa Isaac**, Jacobs, Johnson, WR **KeAndre Lambert-Smith**, OL **Caedan Wallace**, TE **Tyler Warren** and DT **Jordan van den Berg**.

FIVE BOWL TEAMS ON SCHEDULE

- The Nittany Lions will face five teams in 2023 who had participated in a bowl game during the 2022 campaign.
- Illinois participated in the ReliaQuest Bowl, falling to Mississippi State by a score of 19-10.
- Iowa earned a 21-0 victory over Kentucky in the Transperfect Music City Bowl.
- Ohio State earned a berth into the College Football Playoffs, losing in the semifinals to Georgia, 42-41.
- Maryland knocked off NC State in the Duke's Mayo Bowl, 16-12.
- Michigan was crowned Big Ten Champions in 2022 and reached the College Football Playoffs, falling to TCU, 51-45, in the semifinals.
- In addition, Delaware reached the second round of the FCS playoffs in 2022.

TEAM NOTES

ON TV

- Penn State has had 348 of its last 350 games televised, including 244 consecutive games.
- Over the last 15 seasons, every Penn State game has aired on either ABC, BTN, CBS, NBC or an ESPN or FOX channel.
- Penn State has made 327 regular season TV appearances since 1995, which is tied for the national lead.
- Penn State's matchup in the 2023 Rose Bowl Game against Utah drew 10.19 million viewers as the most-watched bowl game outside of the College Football Playoff.
- The 2022 Penn State-Ohio State matchup drew 8.27 million viewers. It was the second most-watched game between two Big Ten schools last season and the seventh-highest viewed regular season game of 2022.

STREAKING

- Penn State has won 16 consecutive games against teams that are not members of a Power Five conference.
- Penn State has won 17 consecutive games over non-conference opponents during the regular season, dating back to a win over Temple in 2016.
- Penn State has won 22-straight non-conference home games, dating back to a win over Kent State in 2013.

OVERTIME OVER TIME

- College football introduced overtime during the bowl season in 1995 and adopted it for regular season games in 1996. Since then, Penn State has played 15 overtime games, including six over the 2012-14 seasons.
- Ten of the 15 overtime tilts have come at home, three in true road games, one in the 2006 Orange Bowl and one in the 2014 Pinstripe Bowl.
- Penn State is 8-7 all-time in overtime games, with a 5-5 record at Beaver Stadium, 1-2 mark in true road games and 2-0 in contests at a neutral site.
- Penn State's first two overtime contests came vs. Iowa in 2000 and 2002 at home. The Nittany Lions dropped their first three contests that went to the extra period, but won five straight overtime contests before falling to Nebraska on Nov. 23, 2013.
- Penn State's all-time overtime games:

Date	Opponent	Score
11/4/00	IOWA (2OT)	L, 23-26
9/28/02	IOWA	L, 35-42
10/12/02	at Michigan	L, 24-27
1/3/06	vs. Florida State (3OT) ¹	W, 26-23
10/7/06	at Minnesota	W, 28-27
11/24/12	WISCONSIN	W, 24-21
10/12/13	MICHIGAN (4OT)	W, 43-40
11/2/13	ILLINOIS	W, 24-17
11/23/13	NEBRASKA	L, 20-23
10/25/14	OHIO STATE (2OT)	L, 24-31
12/27/14	vs. Boston College ²	W, 31-30
10/2/16	MINNESOTA	W, 29-26
9/1/18	APPALACHIAN STATE	W, 45-38
10/24/20	at Indiana	L, 35-36
10/23/21	Illinois (9OT)	L, 18-20

1 - Orange Bowl, 2 - Pinstripe Bowl

LIONS UNDER THE LIGHTS

- The 2023 season marks the 23rd-straight with at least one regular-season night game on the schedule.
- Penn State will play at least three night games in 2023.
- The Nittany Lions opened the 2023 season against West Virginia with a 7:30 p.m. kickoff on NBC. Penn State earned a 38-15 win.
- Penn State is set for a 7:30 p.m. kickoff on CBS against Iowa for the annual Penn State White Out Game.
- The Nittany Lions will close out the regular season on Friday, Nov. 24 against Michigan State with a 7:30 p.m. kickoff on NBC.
- Penn State is 59-32 at night all-time. The figure breaks down to 19-11 at home, 28-14 on the road and 12-7 in neutral site games. Penn State is 1-1 at regular season neutral sites, 11-6 in bowl games and 1-0 in conference championship games.
- In 2019, Penn State played its most regular season night games in program history with four primetime tilts.
- On Oct. 12, 2013, the Lions claimed the longest game in Big Ten history when they edged Michigan under the lights, 43-40, in four overtimes in front of a sellout Beaver Stadium crowd of 107,844 on Homecoming.

PENN STATE NUMBER CHANGES

- Nine Nittany Lions will be wearing new numbers in 2023.
- New numbers on offense will be wide receiver **Liam Clifford** (2), wide receiver **Omari Evans** (5), wide receiver **Malick Meiga** (4) and offensive lineman **Caedan Wallace** (73).
- On defense, wearing new numbers will be linebacker **Dominic DeLuca** (0), linebacker **Jackson Pryts** (45), safety **Jaylen Reed** (1), defensive tackle **Sam Siafa** (88) and defensive end **Amin Vanover** (15).
- DeLuca was recently awarded No. 0 as the leader of the special teams unit, joining Jonathan Sutherland as the only Nittany Lions to have worn No. 0.

POSITION CHANGES

- Redshirt freshman WR **Cristian Driver** spent last season as a defensive back.
- Redshirt junior S **Tyrece Mills** spent last season at linebacker.
- Redshirt freshman DT **Sam Siafa** spent the previous season on the offensive line.
- Redshirt sophomore DT **Davon Townley** spent the previous two seasons at defensive end.
- Redshirt freshman S **Patrick Williams** transitioned from running back.

A GLOBAL GAME

- The Nittany Lions' roster includes six players with hometowns outside of the U.S.
- Redshirt sophomore WR **Jan Mahlert** is from Fürstentfeldbruck, Germany.
- Redshirt sophomore DT **Jordan van den Berg** is from Johannesburg, South Africa.
- Freshman DE **Joseph Mupoyi** is from Kinshasa, DR of the Congo.
- Junior TE **Theo Johnson** (Windsor, Ont.) and junior WR **Malick Meiga** (Saint Jerome, Que.) are both Canada natives.

RECORD BREAKDOWN

Overall Record	1-0
Day Games	0-0
Night Games (6 p.m. or later)	1-0
TV Games	1-0
CBS	0-0
FOX	0-0
NBC	1-0
Peacock	0-0
Scoring First	1-0
Opponent Scoring First	0-0
Leading at the Half	1-0
Trailing at the Half	0-0
Tied at the Half	0-0
Leading after Third Qtr.	1-0
Trailing after Third Qtr.	0-0
Tied after Third Qtr.	0-0
Overtime Games	0-0
Scoring less than 20 pts	0-0
Scoring 20-29 points	0-0
Scoring 30-39 Points	1-0
Scoring 40+ Points	0-0
Allowing 10 points or less	0-0
Allowing 11-20 points	1-0
Allowing 21-30 points	0-0
Allowing 31+ points	0-0
Rushing for less than 100 yds	0-0
Rushing for 100-199 yds	1-0
Rushing for 200-299 yds	0-0
Rushing for 300+ yds	0-0
Passing for less than 200 yds	0-0
Passing for 200-299 yds	0-0
Passing for 300-399 yds	1-0
Passing for 400+ yds	0-0
Totalling less than 300 yds total offense	0-0
300-399 yds of total offense	0-0
400-499 yds of total offense	1-0
500+ yds of total offense	0-0
Allowing less than 100 yds rushing	0-0
Allowing more than 100 yds rushing	1-0
Allowing less than 300 yds total offense	0-0
Allowing 300+ yds total offense	1-0
Having a 100-yd rusher	0-0
Having two 100-yd rushers	0-0
Not having a 100-yd rusher	1-0
Opp. having a 100-yd rusher	0-0
No turnovers	1-0
1-3 turnovers	0-0
4+ turnovers	0-0
No takeaways	1-0
1 or 2 takeaways	0-0
3 or more takeaways	0-0
More than 30:00 of possession	0-0
Less than 30:00 of possession	1-0

AT THE START

Opponent	Coin Toss	Choice	PSU 1st Drive	Opponent 1st Drive	Game Captains
WEST VIRGINIA	Penn State	Defer	Touchdown	Punt	Dominic DeLuca, Keaton Ellis, Olumuyiwa Fashanu, Malick Meiga
DELAWARE	-	-	-	-	-
at Illinois*	-	-	-	-	-
IOWA*	-	-	-	-	-
at Northwestern*	-	-	-	-	-
UMASS	-	-	-	-	-
at Ohio State*	-	-	-	-	-
INDIANA*	-	-	-	-	-
at Maryland*	-	-	-	-	-
MICHIGAN*	-	-	-	-	-
RUTGERS*	-	-	-	-	-
at Michigan State*	-	-	-	-	-

* Big Ten Conference Game

HISTORIC SERIES

- The Nittany Lions have played 23 teams 20 or more times in the 136-year history of the program.
- Penn State owns a winning record against 18 of the 23 teams that it has met 20 or more times.
- Ten of the 23 teams are on the 2023 schedule, including West Virginia (60), Illinois (26), Iowa (31), Northwestern (20), Ohio State (38), Indiana (26), Maryland (46), Michigan (26), Rutgers (33) and Michigan State (37).
- Eighteen of the 23 programs are currently members of NCAA Division I FBS. Bucknell, Lehigh and Penn are in NCAA Division I FCS, while Gettysburg and Lebanon Valley are in Division III.

Team	Meetings	Record
Pittsburgh	100	53-43-4
Syracuse	71	43-23-5
West Virginia	60	49-9-2
Penn ^	47	18-25-4
Maryland*	46	42-3-1
Temple	45	40-4-1
Bucknell ^	38	28-10
Navy	38	19-17-2
Ohio State*	38	14-24
Michigan State*	37	18-18-1
Rutgers*	33	31-2
Iowa*	31	17-14
Gettysburg ^	28	27-0-1
Army	26	14-10-2
Illinois*	26	20-6
Indiana*	26	24-2
Michigan*	26	10-16
Boston College	24	20-4
Lehigh ^	23	16-6-1
Wisconsin*	20	11-9
Lebanon Valley ^	20	20-0
Northwestern*	20	15-5
Purdue*	20	16-3-1

* - Current Big Ten team | ^ - Current Non-FBS university

Bold indicates 2023 opponent

HOME SWEET HOME

- With a 311-80 all-time record in Beaver Stadium, Penn State owns the sixth-best record in its venue amongst current FBS schools and leads the Big Ten.
- Penn State averaged 107,379 fans in seven games at Beaver Stadium in 2022, marking the fifth-highest average attendance in program history and the highest mark since 2008 (108,254).
- The Nittany Lions welcomed 110,747 fans to Beaver Stadium against West Virginia, marking the fourth-highest crowd in its history and the most since Sept. 29, 2018 against Ohio State (110,889).
- Only Alabama (.841) and Oklahoma (.815) have higher winning percentages in facilities older than Beaver Stadium.

School	Stadium Name (Opened)	Rec	Win %
1. Alabama	Bryant-Denny Stadium (1929)	292-54-3	.841
2. Boise State	Albertsons Stadium (1970)	281-60	.825
3. Oklahoma	Gaylord Family-Oklahoma Memorial Stad. (1923)	418-89-15	.815
4. Marshall	Joan C. Edwards Stadium (1991)	179-41	.814
5. Ga. Southern	Paulson Stadium (1984)	209-49	.810
6. Penn State	Beaver Stadium (1960)	311-80	.795
7. Ohio State	Ohio Stadium (1922)	466-114-20	.793
8. Auburn	Jordan-Hare Stadium (1939)	344-91-7	.786
9. Georgia	Sanford Stadium (1929)	374-107-9	.772
10. Tennessee	Neyland Stadium (1921)	486-141-17	.768

2023 CAPTAINS

- Penn State football head coach **James Franklin** announced redshirt sophomore LB **Dominic DeLuca**, senior S **Keaton Ellis**, junior OL **Olumuyiwa Fashanu**, redshirt senior DE **Adisa Isaac**, junior TE **Theo Johnson** and junior WR **Malick Meiga** have been named team captains for the 2023 season.
- All six are first-time team captains.

TEAM NOTES

RETURNING LETTERWINNERS/STARTERS

- Penn State returns 40 lettermen from last year's squad - 17 on offense and 23 on defense.
- A total of 43 lettermen are returning for the Nittany Lions. In addition to the 40 lettermen returning from 2022, OL **Nick Dawkins**, DE **Zuriah Fisher** and DE **Smith Vibert** have all lettered in previous seasons.
- The Nittany Lions lost the services of 22 lettermen - eight on offense, 12 on defense and three specialists.
- Penn State returns 13 starters - seven on offense and six on defense.
- Ten additional Penn Staters have starting experience - four on offense and six on defense.
- The Nittany Lions return a pair of second-team All-Americans from 2022 in OL **Olumuyiwa Fashanu** and CB **Kalen King**.
- Returning players on offense include Big Ten Freshman of the Year RB **Nicholas Singleton**, a second-team All-Big Ten selection in Fashanu, a third-team honoree in Singleton, and honorable mention selections RB **Kaytron Allen**, OL **Hunter Nourzad** and OL **Sal Wormley**.
- Among returners on defense is 2022 All-Big Ten second team honoree LB **Abdul Carter**, third team honorees DE **Adisa Isaac** and King, and honorable mention selections CB **Johnny Dixon**, LB **Curtis Jacobs** and DE **Chop Robinson**.

NEW ADDITIONS

- The Nittany Lions welcomed 10 scholarship student-athletes, who enrolled in classes in January and participated in spring practice.
- The January early enrollees were: OL **Alex Birchmeier**, OL **Anthony Donkoh**, CB **Lamont Payne Jr.**, LB **Ta'Mere Robinson**, LB **Tony Rojas**, TE **Joey Schaffer**, QB **Jaxon Smolik**, CB **Zion Tracy**, CB **Elliot Washington II** and OL **J'ven Williams**.
- In addition, Penn State welcomed two scholarship transfers in the spring in WR **Malik McClain** (Florida State) and P **Riley Thompson** (Florida Atlantic).
- Penn State also welcomed a preferred run-on this past spring in K **Alex Felkins** (Columbia).
- Enrolling into the program this summer were: DT **Ty Blanding**, LB **Kaveion Keys**, DE **Jameial Lyons**, S **King Mack**, RB **London Montgomery**, DE **Joseph Mupoyi**, S **DaKaari Nelson**, OL **Chimdy Onoh**, TE **Andrew Rappleyea**, DE **Mason Robinson**, WR **Carmelo Taylor** and RB **Cam Wallace**.

- The Nittany Lions also welcomed four scholarship transfers this summer: WR **Dante Cephas** (Kent State), CB **Audavion Collins** (Mississippi State), DT **Alonzo Ford Jr.** (Old Dominion) and RB **Trey Potts** (Minnesota).
- Addison Penn** (Duke) joined as preferred run-on this summer.

FAMILY AFFAIR

- Penn Staters know that it is very common for generations of families to all attend Penn State. For a fortunate few, immediate family members are also able to follow in a brother, father or grandfather's footsteps on the Penn State football team.
- Three sons of Penn State lettermen are on the 2022 team.

Father (Letters)	Son (Class)
Brian Chizmar (1986-89)	Ben Chizmar (R-So.)
Bruce Ellis (1973-76)	Keaton Ellis (Sr.)
Ed Pryts (1978-82)	Jackson Pryts (R-Fr.)
- Five pairs of brothers are currently represented.

Older (Years/Class)	Younger (Class)
Max Chizmar (2017-21)	Ben Chizmar (R-So.)
Sean Clifford (2018-22)	Liam Clifford (R-So.)
Khalil Dinkins (2020-pres.; R-So.)	Kolin Dinkins (R-Fr.)
Kalen King (2021-pres; Jr.) (Twins)	Kobe King (R-So.)
Michal Menet (2017-21)	Joey Schaffer (Fr.)

THREE ON HALL OF FAME BALLOT

- Penn State lettermen **Ki-Jana Carter**, **D.J. Dozier** and **Paul Posluszny** have been selected as a part of the national ballot for the National Football Foundation's College Hall of Fame's Class of 2024.
- Carter, a running back for the Nittany Lions, was a first-team All-American during the 1994 campaign. Carter staked a claim to being one of the most decorated Penn State running backs of all-time with a junior season in which he was fourth nationally in rushing (139.9), second in scoring (10.8 ppg) and fifth in all-purpose yardage (158.4).
- Dozier, a tailback for the Nittany Lions, matriculated to Happy Valley from Virginia Beach, Va. He earned first team All-America honors from the Walter Camp Football Foundation in 1986. Dozier is the only Nittany Lion to lead the team in rushing four consecutive seasons, doing so from 1983-86.
- Posluszny, an outside linebacker for the Nittany Lions, was a first-team All-American in 2005 and 2006. Posluszny became just the second two-time winner of the Chuck Bednarik Award, presented to the nation's top defensive player, in 2006. In 2005, he also won the Butkus Award.



2023 Captains (L-R): Keaton Ellis, Dominic DeLuca, Olumuyiwa Fashanu, Theo Johnson, Adisa Isaac, Malick Meiga

SEASON HONORS

DREW ALLAR, QUARTERBACK
Big Ten Offensive Player of the Week (9/5)

KAYTRON ALLEN, RUNNING BACK
Doak Walker Award Watch List

HAKEEM BEAMON, DEFENSIVE TACKLE
Reese's Senior Bowl Watch List

ABDUL CARTER, LINEBACKER
Bednarik Award Watch List
Bronko Nagurski Trophy Award Watch List
Butkus Award Watch List
Lombardi Award Watch List
Lott IMPACT Trophy Watch List
PFF Preseason All-America Honorable Mention

DANTE CEPHAS, WIDE RECEIVER
Biletnikoff Award
Reese's Senior Bowl Watch List

JOHNNY DIXON, CORNERBACK
Reese's Senior Bowl Watch List

DVON ELLIES, DEFENSIVE TACKLE
Allstate AFCA Good Works Team
Wuerffel Trophy

KEATON ELLIS, SAFETY
Reese's Senior Bowl Watch List

TYLER ELSDON, LINEBACKER
Reese's Senior Bowl Watch List

OMARI EVANS, WIDE RECEIVER
Earl Campbell Tyler Rose Award

OLUMUYIWA FASHANU, OFFENSIVE LINE
Lombardi Award Watch List
Outland Trophy Watch List
Walter Camp Player of the Year Award Watch List
Reese's Senior Bowl Watch List
AP Preseason All-America First Team
PFF Preseason All-America First Team

ADISA ISAAC, DEFENSIVE END
Reese's Senior Bowl Watch List

CURTIS JACOBS, LINEBACKER
Butkus Award Watch List
Reese's Senior Bowl Watch List

THEO JOHNSON, TIGHT END
Mackey Award Watch List
Reese's Senior Bowl Watch List

KALEN KING, CORNERBACK
Bednarik Award Watch List
Bronko Nagurski Trophy Watch List
Lott IMPACT Trophy Watch List
Jim Thorpe Award Watch List
AP Preseason All-America First Team
PFF Preseason All-America First Team

KEANDRE LAMBERT-SMITH, WIDE RECEIVER
Reese's Senior Bowl Watch List

CHOP ROBINSON, DEFENSIVE END
Bednarik Award Watch List
Bronko Nagurski Trophy Watch List
Lombardi Award Watch List
PFF Preseason All-America Second Team

TONY ROJAS, LINEBACKER
Shaun Alexander Freshman of the Year Award Watch List

NICHOLAS SINGLETON, RUNNING BACK
Doak Walker Award Watch List
Maxwell Award Watch List
Paul Hornung Award Watch List
Walter Camp Player of the Year Award Watch List
PFF Preseason All-America Honorable Mention

RILEY THOMPSON, PUNTER
Ray Guy Award Watch List

JORDAN VAN DEN BERG, DEFENSIVE TACKLE
Reese's Senior Bowl Watch List

CAEDAN WALLACE, OFFENSIVE LINE
Reese's Senior Bowl Watch List

TYLER WARREN, TIGHT END
Reese's Senior Bowl Watch List

OFFENSIVE NOTES

- Since the start of the 2016 season, Penn State's offense is second in the Big Ten in yards per play (6.06; 29th) and total offense (430.74; 35th), and is third in touchdown percentage (31.80; 19th), points per possession (2.17; 20th), scoring percentage (40.5; 23rd), yards per pass attempt (7.93; 26th) and scoring offense (34.06; 22nd).
- Penn State's offense has been explosive since the 2016 campaign, as it leads the Big Ten in 80-plus yard play percentage (0.21; T-1st nationally) and 70-plus (0.40; 5th), ranks second in 40-plus (2.02; 14th), 30-plus (3.59; 24th) and 20-plus (7.78; 17th), and holds third in 50-plus (0.99; 28th) and 60-plus (0.56; 24th).
- The Nittany Lions have tallied at least 55 plays of 20 or more yards in seven of the last eight seasons (86 in 2022; 57 in 2021; 63 in 2019; 73 in 2018; 85 in 2017; 91 in 2016; 67 in 2015). PSU had 52 plays of 20 or more yards in 2020 (9-game schedule).
- Additionally, the Nittany Lions are third in the Big Ten and 15th nationally in 15-plus yard passing play percentage since 2016 (19.56 percent).
- OL **Olumuyiwa Fashanu** was named second-team All-America by the Walter Camp Football Foundation in 2022.
- The Nittany Lions had 10 All-Big Ten selections on offense, including RB **Nicholas Singleton** being named the Thompson-Randle El Big Ten Freshman of the Year, the fourth in program history.
- Singleton (1,061 rushing yards) and RB **Kaytron Allen** (867 rushing yards) became the first freshmen teammates in Big Ten history to both rush for 700+ rushing yards in a season.
- With Allen, Singleton and redshirt senior RB **Trey Potts**, Penn State was one of 17 FBS teams, and one of nine Power Five teams and the only Big Ten team, entering 2023 with three career 800-yard rushers on its roster.
- With Potts and Singleton, Penn State was one of 28 FBS teams and one of 18 Power Five teams entering 2023 with two career 1,000-yard rushers on its squad.
- Allen and Singleton are both on the Doak Walker Award watch list.
- With redshirt senior **Dante Cephas** (2,161) and junior **KeAndre Lambert-Smith** (1,171), Penn State was one of 28 FBS teams, and one of 18 Power Five teams, entering 2023 at least two players with 1,000 career receiving yards on its roster.
- Entering 2023, Penn State was one of 11 FBS teams, one of eight Power Five teams and the only Big Ten team with two 1,000 career yard rushers and receivers on its roster.
- With 38 points against West Virginia, the Nittany Lions have scored 30+ points in eight-straight games, tied with Alabama for the nation's longest streak.
- Against WVU, Penn State tallied 478 total yards and has reached 400+ total yards in each of the last eight games.
- Penn State scored on its opening drive with a 72-yard touchdown pass by QB **Drew Allar** to WR **KeAndre Lambert-Smith**.
- The Nittany Lions scored on their opening drive of the season for the first time since 2020 at Indiana.
- In his first career start, Allar set career highs for completions (21), attempts (29), passing yards (325) and passing touchdowns (3).
- Allar became the first Penn State quarterback to throw for at least 300 yards in a season opener since Christian Hackenberg's 454 passing yards against UCF in 2014.
- He is the first Penn State quarterback to throw for at least 300 yards in his first career start since Michael Robinson threw for 379 yards vs. Wisconsin in 2003.
- Allar's 300 passing yards and three passing touchdowns marked the 25th time a PSU quarterback has done that in a game.
- With his 72-yard touchdown reception, Lambert-Smith now owns three career touchdown receptions of 70+ yards, joining his 83-yard touchdown against Villanova in 2021 and his 88-yard touchdown reception against Utah in the 2023 Rose Bowl.
- Penn State scored on each of its final four possessions of the WVU game, including three touchdowns.
- Penn State has surpassed 200 yards rushing 38 times in the **James Franklin** era. PSU is 33-5 in those games.
- The Nittany Lions reached for 200 rushing yards in five games last season.
- PSU did not allow a sack in four games in 2022 (Auburn, Northwestern, Minnesota, Maryland).
- In the Rose Bowl Game against Utah, Penn State tallied 448 yards, including an 87-yard touchdown run by Singleton and an 88-yard touchdown reception by Lambert-Smith.
- The 87-yard run is the third-longest run in Rose Bowl Game history and the second-longest rush in Penn State bowl game history, trailing only Saquon Barkley's 92-yard touchdown run in the 2017 Fiesta Bowl.
- The 88-yard touchdown reception is the longest pass play in Rose Bowl history and the fourth-longest passing play in Penn State history.
- Including his 83-yard touchdown reception against Villanova in 2021, Lambert-Smith is the only receiver in Penn State history with multiple 80-yard receptions.
- **Mike Yurcich** enters his third season as Penn State's offensive coordinator/quarterbacks coach.
- Yurcich (California University (Pa.)) and Franklin (East Stroudsburg) both played in the Pennsylvania State Athletic Conference (PSAC).
- As an FBS offensive coordinator, offenses under Yurcich have averaged 6.35 yards per play, ranking first among OC's since 2013 and 13.64 yards per completion, which is also first in that time frame.
- Since 2013, Yurcich's offenses have scored 50 or more points 27 times and 40 or more points 57 times (44.2 percent of games coached), both of which are tops among FBS offensive coordinators since 2013.
- His teams have averaged an FBS-best 58.5 touchdowns per year.
- Penn State has scored 40 points 27 times since 2016. By comparison, from 2008 until 2015, the Nittany Lions had 18 40-point outings.

Scoring Benchmarks Since 2016 (88 games)

Pts.	#	Last
50+	13	Nov. 19, 2022; at Rutgers (W, 55-10)
40+	26	Nov. 19, 2022; at Rutgers (W, 55-10)
30+	53	Sept. 2, 2023; vs. West Virginia (W, 38-15)
20+	76	Sept. 2, 2023; vs. West Virginia (W, 38-15)



Nicholas Singleton & Kaytron Allen

NATIONAL NITS

Below is a list of Penn State players that rank among the top-100 individuals and top-50 teams in the most recent season statistical rankings.

Rankings listed NCAA/Big Ten; Statistics as of September 5, 2023

- **QB Drew Allar**
 - Yards Per Pass Attempt - 11.21 (10/1)
 - Passing Yards Per Game - 325.0 (16/1)
 - Passing Efficiency - 200.7 (16/1)
 - Yards Per Completion - 15.48 (16/2)
 - Total Offense Per Game - 326.0 (18/1)
 - Passing Yards - 325 (33/1)
 - Points Responsible For Per Game - 18.0 (34/2)
 - Completion Percentage - 72.4 (35/3)
 - Completions Per Game - 21.0 (37/5)
 - Points Responsible For - 18 (39/2)
- **RB Kaytron Allen**
 - Yards Per Carry - 5.10 (63/7)
- **LB Abdul Carter**
 - Sacks Per Game - 1.0 (31/1)
- **LB Dominic DeLuca**
 - Sacks Per Game - 1.0 (31/1)
- **CB Johnny Dixon**
 - Passes Defended Per Game - 2.0 (10/1)
- **K Alex Felkins**
 - Field Goal Percentage - 100 (1/1)
 - Field Goals Per Game - 1.0 (36/3)
- **LB Curtis Jacobs**
 - Sacks Per Game - 1.0 (31/1)
 - Solo Tackles Per Game - 7.0 (29/8)
 - Total Tackles Per Game - 10.0 (46/4)
- **WR KeAndre Lambert-Smith**
 - Receiving Touchdowns - 2 (11/2)
 - Yards Per Reception - 30.75 (10/3)
 - Receiving Yards Per Game - 123.0 (14/2)
 - Total Touchdowns - 2 (20/2)
 - Receiving Yards - 123 (24/2)
 - Total Points - 12 (34/2)
 - All-Purpose Yards Per Game - 123.0 (57/6)
 - Points Responsible For Per Game - 12.0 (77/5)
 - Points Responsible For - 12 (93/5)
- **WR Malik McClain**
 - Total Touchdowns - 1 (97/9)
- **QB Beau Pribula**
 - Total Touchdowns - 1 (97/9)
- **RB Nicholas Singleton**
 - Yards Per Carry - 5.38 (54/5)
 - Rushing Yards Per Game - 70.0 (76/6)
 - Rushing Yards - 70 (92/6)
 - Total Touchdowns - 1 (97/9)
- **WR Harrison Wallace III**
 - Receptions Per Game - 7.0 (26/2)
 - Receiving Yards Per Game - 72.0 (95/8)
- **TEAM**
 - Fourth Down Conversions - 100.0 (1/1)
 - Fumbles Lost - 0 (1/1)
 - Passes Intercepted - 0 (1/1)
 - Turnovers Lost - 0 (1/1)
 - Passing Efficiency - 199.29 (19/1)
 - Passing Offense - 332.0 (23/1)
 - Sacks Per Game - 3.0 (26/1)
 - First Downs Offense - 27 (30/2)
 - Tackles For Loss Allowed Per Game - 4.0 (31/2)
 - Completion Percentage - 73.3 (32/3)
 - Total Offense - 478.0 (34/2)
 - Sacks Allowed Per Game - 1.0 (34/4)
 - Third Down Conversion Defense - 28.6 (39/4)
 - Scoring Offense - 38.0 (42/1)
 - First Downs Defense - 17 (43/5)
 - Passing Defense - 162.0 (45/6)
 - Tackles For Loss Per Game - 6.0 (47/2)
 - Scoring Defense - 15.0 (50/8)

QUARTERBACK NOTES

- Offensive coordinator **Mike Yurcich** also heads the Penn State quarterback room.
- Four quarterbacks Yurcich coached in college are currently on NFL rosters (Sean Clifford - Penn State, Sam Ehlinger - Texas, Justin Fields - Ohio State, Mason Rudolph - Oklahoma State).
- Yurcich served as the passing game coordinator and quarterbacks coach at Ohio State in 2019, where quarterback Justin Fields was a finalist for the Heisman Trophy, Walter Camp Player of the Year Award and Davey O'Brien Award.
- Sophomore quarterback **Drew Allar** enters his second season with the Nittany Lions after appearing in 10 games his freshman year.
- In his first career start, against West Virginia, Allar completed 21-of-29 passes for 325 yards and three touchdowns.
- Allar became the first Penn State quarterback to throw for at least 300 yards in a season opener since Christian Hackenberg's 454 passing yards against UCF in 2014.
- He is the first Penn State quarterback to throw for at least 300 yards in his first career start since Michael Robinson threw for 379 yards vs. Wisconsin in 2003.
- Allar's 300 passing yards and three passing touchdowns marked the 25th time a PSU quarterback has done that in a game.
- The sophomore earned Big Ten Offensive Player of the Week honors.
- Allar is one of 13 FBS quarterbacks with 300+ passing yards and 3+ passing touchdowns in a game this season.
- On the opening drive of the game, Allar connected with **KeAndre Lambert-Smith** for a 72-yard touchdown.
- In reserve action in 2022, he completed 35-of-60 passes for 344 yards and four touchdowns while rushing for 52 yards on 18 attempts with one rushing score.
- The Ohio native made his collegiate debut in the season opener at Purdue.
- The following week, he completed six-of-eight passes for 88 yards and two touchdowns against Ohio.
- Allar threw for 75 yards and two touchdowns at Indiana.
- He completed five passes for 42 yards at Rutgers, and scored his first career rushing touchdown from 1-yard out against the Scarlet Knights and added a career-long 19-yard rush.
- Quarterback **Beau Pribula** also enters his second season with the Nittany Lions after redshirting his rookie season.
- Against WVU, Pribula completed his first career pass attempt for seven yards. He also rushed for 18 yards, including a 5-yard touchdown, on three carries.
- The youthful quarterback room replaces Sean Clifford, who finished his career as Penn State's all-time leader in wins as a starting quarterback (32), completion percentage (.614), completions (833), passing yards (10,661), total yards (11,734), passing touchdowns (86) and pass attempts (1,356).
- Additionally, Clifford closed his career finishing third in passing efficiency (143.8), tied for sixth in yards per passing attempt (7.9) and eighth in touchdown percentage (6.34).
- A fifth-round draft pick by the Green Bay Packers, Clifford finished fourth in Big Ten history in career touchdown passes (86), fifth in passing yardage (10,661) and seventh in completions (833).



Drew Allar

ACADEMIC SUCCESS

- The Nittany Lions had 32 players selected as Academic All-Big Ten in Fall 2022.
- **Sean Clifford** was a 2021 National Football Foundation (NFF) Scholar-Athlete and finalist for the Campbell Trophy, known as the "Academic Heisman". He is the 19th Nittany Lion to be selected as an NFF Scholar-Athlete.
- Penn State posted its first 1,000 single-year APR in program history in 2018-19, topping the previous high of 993 in 2014-15.
- In 2019, punter Blake Gillikin took home CoSIDA Academic All-America® first-team honors for the second-straight year to become the 12th two-time first-team selection in Penn State history. He graduated with a perfect 4.0 grade-point average in May 2020.
- Gillikin's two first-team CoSIDA Academic All-America honors increase Penn State football's total to 67 honorees, which ranks second in Division I football history (FBS and FCS).

DEGREES ON THE WALL

- Entering the 2023 season, five Nittany Lions have earned a collegiate degree.
- **Smith Vibert** graduated in August 2023 with his bachelor's degree in telecommunications and media studies.
- **Dvon Elies** earned his bachelor's degree in telecommunications in Spring 2023. He is pursuing a second degree in journalism.
- **Hunter Nourzad** earned his bachelor's degree in engineering from Cornell and is working on his master's of business administration.
- **Dante Cephas** graduated from Kent State with his bachelor's degree in educational studies. He is pursuing a second degree in telecommunications.
- **Alex Felkins** earned his bachelor's degree from Columbia in psychology. He is pursuing a graduate certificate in business management foundations.

PRONUNCIATIONS

Drew Allar Drew AL-ler
Kaleb Artis Kaleb ar-TISS
Alex Bacchetta Alex buh-KET-ah
Alex Birchmeier Alex BURTCH-myer
Henry Boehme Henry BAME
Dante Cephas Dante SEE-fiss
Audavion Collins ah-DAY-vee-on Collins
Amiel Davis ah-MEEL Davis
Dani Dennis-Sutton deh-NYE Dennis-Sutton
Matt Detisch Matt DETT-ish
Khalil Dinkins kuh-LEEL Dinkins
Anthony Donkoh Anthony DON-coe
Jason Estrella Jason es-TRELL-uh
Dvon Elies duh-VON el-LEES
Olumuyiwa Fashanu O-LOU-moo-YEE-wuh fash-UH-new
Mehki Flowers ah-DEE-suh Isaac
Finn Furmanek Finn fir-muh-NECK
Jashaun Green ja-SEAN Green
George Hlavac George LAVIC
Olaivavega Ioane O-LIE-vuh-VEENG-uh Yo-wahn-ay
Adisa Isaac ah-DEE-suh Isaac
Golden Israel-Achumba Golden Israel ah-CHUM-buh
Coziah Izzard Co-ZIGH-uh IZZ-ard
Kaveion Keys KAY-vee-on Keys
Jameil Lyons ja-MEL Lyons
Jan Mahlert yahn MAHL-ert
Malick Meiga Malick mega
Joseph Mupoyi Joseph moo-POY
DaKaari Nelson dah-KARR-ee Nelson
Hunter Nourzad Hunter NOR-zad
Gabriel Nwosu Gabriel WO-Sue
Chimdy Onoh CHIM-dee OH-no
Beau Pribula Beau prib-U-luh
Jackson Pryts Jackson PRITS
Andrew Rappleyea Andrew RAPPLE-yay
Ta'Mere Robinson TAY-meer Robinson
Dominic Rulli Dominic RULE-ee
Sander Sahaydak Sander suh-HAY-dak
Joey Schlaffer Joey sh-LAHF-er
Sam Siafa Sam see-AH-fa
Jaxon Smolik Jackson SMOLE-ick
Blaise Sokach-Minnick Blaze SO-katch-min-ick
Davon Townley Jr. Duh-VON Townley
Ibrahim Traore EE-bruh-heem trey-OR
Amin Vanover ah-MEEN Vanover
Caedan Wallace KAY-den Wallace
Zakee Wheatley ZACK-key Wheatley
J'Ven Williams JAY-ven Williams

RUNNING BACKS NOTES

- Co-offensive coordinator/running backs coach **Ja Juan Seider** has 15 years of college coaching experience, including 12 at the Power Five level.
- As a player at Florida A&M, Seider won the Doug Williams Award for National Offensive Player of the Year, Jake Gaither Award (considered the Heisman Trophy of Historically Black Colleges) and earned All-America honors after throwing for 2,622 yards and 27 touchdowns and rushing for 740 yards and 14 touchdowns in 1999.
- A loaded running back room is led by dynamic sophomores **Kaytron Allen** and **Nicholas Singleton** and redshirt senior **Trey Potts**.
- Allen (918), Singleton (1,171) and Potts (1,201) each have over 900 career rushing yards.
- Penn State was one of 17 FBS teams, and one of nine Power Five teams and the only Big Ten team, entering 2023 with three career 800-yard rushers on its roster.
- With Potts and Singleton, Penn State was one of 28 FBS teams and one of 18 Power Five teams entering 2023 with two career 1,000-yard rushers on its squad.
- Singleton (1,061 rushing yards) and Allen (867 rushing yards) became the first freshmen teammates in Big Ten history to both rush for 700+ rushing yards in a season.
- Allen and Singleton are the only Penn State duo to each rush for 850+ yards in a season and one of three 800+ rushing yard duos.
- Since 2000, Allen and Singleton are one of two FBS freshman duos to each rush for 850+ yards in a season, joining West Virginia's Steve Slaton (1,128) and Pat White (952) in 2005.
- Allen and Singleton are both on the Doak Walker Award watch list.
- Singleton is also on watch lists for the Maxwell Award, Paul Hornung Award and Walter Camp Player of the Year Award.
- The sophomore was also named a second-team preseason All-American by Sporting News and a Pro Football Focus Preseason All-America honorable mention.
- Singleton was selected as a True Freshman All-American by On3, 247Sports and College Football News in 2022.
- He was named the Big Ten Thompson-Randle El Freshman of the Year and was selected third-team All-Big Ten by the coaches and media and was also tabbed the AP Big Ten Newcomer of the Year.
- Allen was an honorable mention All-Big Ten selection by the media and was a True Freshman All-American by College Football News.
- Singleton owns 1,171 career rushing yards, ranking 40th all-time at Penn State, and 13 career rushing touchdowns.
- He started the 2023 season with 70 rushing yards and a 2-yard touchdown rush against West Virginia.
- On a 10-yard run in the first quarter, Singleton surpassed 1,500 career all-purpose yards. He has 1,585 all-purpose yards.
- Singleton rushed for 1,061 yards as a freshman, trailing only Saquon Barkley (1,076; 2015) for the most by a Penn State freshman.
- He became the 16th Nittany Lion to rush for 1,000 yards in a season and the third PSU freshman running back to reach 1,000 yards.
- Singleton's 12 rushing touchdowns in 2022 are a Penn State freshman record.
- Among FBS freshmen, Singleton led the country in yards per carry (6.8), while ranking second in all-purpose yardage (1,495), third in rushing yards (1,061), fourth in rushing touchdowns (12) and total touchdowns (14).
- He finished second in the Big Ten in yards per carry, ranking seventh nationally, tied for third in total touchdowns, fourth in rushing touchdowns, fifth in rushing yards and sixth in all-purpose yards per game.
- Singleton led the Big Ten in 30+ yard runs (9; 3rd nationally) and 40+ yard runs (7; 3rd) and tied for second in 50+ yard runs (4; T-4th), 60+ yards (2; T-9th) and 20+ yard runs (12; T-18th).
- The Shillington, Pa. native tallied four 100-yard rushing games and five multi-rushing touchdown games in 2022.
- He rushed for 179 yards and two touchdowns on 10 carries against Ohio. He scored on runs of 44 and 70 yards and added a 48-yard rush.
- The sophomore rushed for 124 yards and two touchdowns on 10 carries at Auburn.
- He earned his third 100-yard rushing game of the 2022 season against Maryland, finishing the day with 122 yards. He scored on runs of 45 and 27 yards.
- Singleton rushed for 120 yards and two touchdowns on seven carries in the Rose Bowl Game against Utah, averaging 17.1 yards per carry. He scored on an 87-yard run in the third quarter and added a 5-yard rushing touchdown in the first quarter.
- The 87-yard run is the third-longest run in Rose Bowl Game history and the second-longest rush in Penn State bowl game history, trailing only Saquon Barkley's 92-yard touchdown run in the 2017 Fiesta Bowl.
- Allen has 918 career rushing yards and 10 career rushing touchdowns.
- He rushed for 867 yards and 10 touchdowns on 167 carries in 2022. He added 20 receptions for 188 yards and a touchdown.
- His 867 rushing yards are the fourth-most by a Penn State freshman in a season.
- Allen rushed for 52 yards and two touchdowns on nine carries at Auburn.
- Against Central Michigan, he rushed for 111 yards, on 13 carries, and two touchdowns.
- With Allen's 111-yard rushing performance vs. CMU, Penn State had two true freshmen running backs post 100-yard games in a single season for the first time since 2019.
- The sophomore totaled 158 scrimmage yards at Indiana. He rushed for 86 yards and three touchdowns on 18 carries, while adding catches of 27 and 45 yards.
- Allen rushed for 117 yards and a touchdown on 11 carries at Rutgers for his second 100-yard game of the 2022 season.
- Against Rutgers, Allen averaged 10.6 yards per carry. He scored on an 8-yard run in the third quarter and added a 32-yard run and a career-best 59-yard run.
- In the Rose Bowl Game against Utah, Allen scored on a 1-yard run in the fourth quarter.
- The Norfolk, Va. native ranked tied sixth among FBS freshmen in rushing touchdowns (10), eighth in yards per carry (5.19) and 10th in total rushing yards.
- He finished sixth in the Big Ten in rushing touchdowns, eighth in yards per carry, ninth in total touchdowns and 11th in rushing yards.
- Potts joined the Nittany Lions in Summer 2023 after transferring from Minnesota.
- In his collegiate career, Potts owns 1,201 rushing yards and 11 touchdowns on 244 carries in 25 games (five starts).
- In 2022, he totaled 471 yards and three scores on 101 carries.
- In 2021, Potts rushed for 552 yards and six scores on 112 carries.
- The Williamsport, Pa. native rushed for 89 yards and a touchdown against New Mexico State in 2022.
- He scored on two rushing touchdowns against Western Illinois.
- In 2021, Potts rushed for 178 yards and two touchdowns against Miami Ohio.
- He followed that with 121 yards and three touchdowns on 25 carries at Colorado.
- Potts added 141 rushing yards against Bowling Green.
- Redshirt senior **Tank Smith** has 32 career carries, including 23 in 2022.
- Redshirt sophomore **Tyler Holworth** tallied six carries last season.

NICHOLAS SINGLETON



SINGLETON STATS

RUSHING YARDS

1,131

Singleton has rushed for 1,131 career rushing yards, ranking 40th in program history.

RUSHING YARDS PER GAME

80.8

Singleton is averaging 80.8 rushing yards per game in his career.

RUSHING TOUCHDOWNS

13

Singleton has 13 career rushing touchdowns.

100+ RUSHING YARD GAMES

4

Singleton has four career games with 100+ rushing yards, including a career-high 179 vs. Ohio in 2022.

20+ YARD RUNS

12

Singleton has 12 career 20+ yard runs, nine 30+ yard runs, seven 40+ yard runs, four 50+ yard runs, two 60+ yard runs, two 70+ yard runs and one 80+ yard run.

KAYTRON ALLEN



ALLEN STATS

RUSHING YARDS

918

Allen owns 918 career rushing yards.

RUSHING YARDS PER GAME

65.6

Allen is averaging 65.6 rushing yards per game in his career.

RUSHING TOUCHDOWNS

10

Allen has 10 career rushing touchdowns.

100+ RUSHING YARD GAMES

2

Allen has two career 100-yard rushing games, including a career-high 117 yards at Rutgers in 2022.

MULTI-TD GAMES

2

Allen has two multi-rushing touchdown games in his career.

TIGHT ENDS NOTES

- Co-offensive coordinator and ends coach **Ty Howle** is in his third season coaching the Penn State tight ends and his fourth season overall on the staff.
- Howle served as an offensive analyst in 2020, working closely with the offensive line and tight ends.
- He was a four-year letterwinner on the Penn State offensive line from 2009-13. He started at center and left guard and was a four-time Academic All-Big Ten selection. He was a team captain in 2013.
- Brenton Strange was selected by the Jacksonville Jaguars in the second round of the 2023 NFL Draft, Penn State's fourth tight end drafted since 2015, tied for the third-most in the FBS.
- In 2022, Penn State led the Big Ten and ranked second among Power Five teams with 13 tight end receiving touchdowns.
- PSU was one of three schools, joining Oregon and San Jose State, with four different tight ends catching a touchdown pass this season.
- Among Power Five schools, Penn State ranked seventh in receiving yards (866), eighth in tight end receiving yards per game (66.6) and 10th in receptions (66).
- Juniors **Theo Johnson** (10) and **Tyler Warren** (3) and redshirt sophomore **Khalil Dinkins** (1) have combined for 14, 20-plus yard receptions in their careers.
- Johnson, who is on the Mackey Award watch list, has 43 receptions for 597 yards and five touchdowns in his Penn State career.
- In 2022, Johnson hauled in 20 receptions for 328 yards and four scores.
- He had a career-high 75 yards on five receptions against Minnesota. The 75 yards included an 18-yard touchdown reception and a 25-yard grab.
- Johnson had a career-long 42-yard catch vs. Ohio State and a 33-yard catch against Maryland.
- The junior hauled in a 4-yard score at Indiana and added a 29-yard grab.
- Johnson earned his first career multi-touchdown reception game against Michigan State, hauling in 11 and 48-yard touchdowns.
- The Windsor, Ontario native had a 28-yard catch in the Rose Bowl Game against Utah.
- Warren has 16 career receptions for 193 yards and four touchdowns, while adding two rushing scores.
- Last season, Warren made 10 grabs for 123 yards and three touchdowns.
- In his first career start, Warren had three catches for 23 yards at Purdue. The sophomore made a key 15-yard catch to setup the game-winning touchdown in the fourth quarter.
- He made a 38-yard touchdown grab against the Gophers, the longest catch of his career.
- Warren had a 10-yard touchdown catch at Rutgers and a 14-yard touchdown against Michigan State.
- Dinkins caught a 28-yard touchdown pass in the fourth quarter vs. Ohio, his first career reception and touchdown reception.
- He made four receptions for 53 yards in 2022.



Theo Johnson

WINNINGEST PROGRAMS

In its 137th season of varsity football, Penn State has posted 921 victories to rank No. 7 in the nation. The Lions' success is not solely due to longevity though, as Penn State also ranks in the top 10 in all-time winning percentage.

As of September 3, 2023

TOTAL VICTORIES

1.	Michigan (144)	Big Ten	990
2.	Alabama (130)	SEC	954
	Ohio State (134)	Big Ten	954
4.	Notre Dame (135)	Independent	939
5.	Texas (131)	Big 12	937
6.	Oklahoma (127)	Big 12	935
7.	PENN STATE (137)	Big Ten	921
8.	Nebraska (134)	Big Ten	912
9.	Georgia (128)	SEC	869
	USC (134)	Pac-12	869

WINNING PERCENTAGE (YEARS - MIN. 25 IN D1)

1.	Ohio State (134)	Big Ten	.733
2.	Alabama (130)	SEC	.732
3.	Michigan (144)	Big Ten	.731
4.	Notre Dame (135)	Independent	.730
5.	Boise State (56)	Mountain West	.726
6.	Oklahoma (127)	Big 12	.725
7.	Texas (131)	Big 12	.701
8.	USC (134)	Pac-12	.697
9.	PENN STATE (137)	Big Ten	.688
10.	Nebraska (134)	Big Ten	.680

ALL-TIME AP POLL RANKINGS (Weeks Ranked)

1.	Ohio State	Big Ten	967
2.	Michigan	Big Ten	904
3.	Oklahoma	Big 12	882
4.	Notre Dame	Independent	859
5.	Alabama	SEC	858
6.	USC	Pac-12	804
7.	Texas	Big 12	759
8.	Nebraska	Big Ten	730
9.	PENN STATE	Big Ten	681
10.	LSU	SEC	651

WINNING WAYS

- Penn State is 65-24 over the past seven seasons (2016-23), which is the 11th-best record in FBS and the third-best in the Big Ten (Ohio State, 79-11; Michigan 65-22).
- Dating back to 2015, Penn State has won 46 of its last 55 home games.
- Penn State's 161-68 record over the last 18 years (2005-23) ranks 13th in FBS and third in the Big Ten (Ohio State, 201-33; Wisconsin, 171-64).
- Head coach **James Franklin** guided his teams to a winning record each of his first eight seasons (2 at Vanderbilt, 6 at Penn State).
- Since 2016, Franklin's 73.0 percent (65-24) winning percentage ranks fifth among current FBS coaches.

WELCOME TO THE GAME

Collegiate Debut (10 players):

- vs. *West Virginia* (9/2): CB Audavion Collins, CB Kolin Dinkins, WR Anthony Ivey, DE Jameal Lyons, S King Mack, S Tyrece Mills, QB Beau Pribula, LB Tony Rojas, CB Zion Tracy, CB Elliot Washington II.

Penn State Debut (15 players):

- vs. *West Virginia* (9/2): WR Dante Cephas, CB Audavion Collins, CB Kolin Dinkins, K Alex Felkins, WR Anthony Ivey, DE Jameal Lyons, S King Mack, WR Malik McClain, S Tyrece Mills, RB Trey Potts, QB Beau Pribula, LB Tony Rojas, P Riley Thompson, CB Zion Tracy, CB Elliot Washington II.

True Freshmen (5 players):

- vs. *West Virginia* (9/2): DE Jameal Lyons, S King Mack, LB Tony Rojas, CB Zion Tracy, CB Elliot Washington II.

First Collegiate Start (7 players):

- vs. *West Virginia* (9/2): QB Drew Allar, DT Zane Durant, LB Kobe King, OL JB Nelson, S Jaylen Reed, WR Harrison Wallace III and S Kevin Winston Jr.

First Start at Penn State (8 players):

- vs. *West Virginia* (9/2): QB Drew Allar, DT Zane Durant, LB Kobe King, OL JB Nelson, S Jaylen Reed, DE Chop Robinson, WR Harrison Wallace III and S Kevin Winston Jr.

WIDE RECEIVER NOTES

- Offensive recruiting coordinator/wide receivers coach **Marques Hagans** is in his first season on the Penn State staff.
- Hagans joined the Penn State staff after serving as the associate head coach/wide receivers coach at Virginia for the previous 11 years. He was promoted to Associate Head Coach for the Cavaliers prior to the 2022 season.
- During his time at Virginia, Hagans coached 10 of the top 15 career receptions leaders in program history.
- Hagans was a four-year letterman at Virginia from 2002-05 and currently sits No. 10 all-time in passing yards with 4,877. He also ranks seventh in total offense with 5,779 yards.
- He was selected, as a receiver, in the fifth round (144th overall) of the 2006 NFL Draft by the St. Louis Rams. He spent three seasons with the Rams before being picked up by the Kansas City Chiefs and Indianapolis Colts in 2008. Hagans spent the 2009 and 2010 campaigns with Washington.
- With redshirt senior **Dante Cephas** and junior **KeAndre Lambert-Smith**, Penn State was one of 28 FBS teams, and one of 18 Power Five teams, entering 2023 with at least two players with 1,000 career receiving yards on its roster.
- Cephas is a member of the Biletnikoff Award watch list.
- Lambert-Smith has started 27 career games and owns 77 receptions for 1,171 yards and nine touchdowns in his career.
- His 1,171 receiving yards rank 29th in program history.
- He is averaging 15.2 yards per catch in his career and has 17 career receptions of 20+ yards.
- Lambert-Smith's 15.2 yards per catch ranks 18th among FBS receivers with at least 77 career receptions.
- Against West Virginia, Lambert-Smith caught four passes for 123 yards and a career-best two touchdowns. He averaged 30.75 yards per reception.
- He hauled in a 72-yard touchdown reception on the opening drive. He added a 12-yard touchdown grab and a 30-yard reception.
- The Virginia native owns three career touchdown receptions of 70+ yards, with his 72-yard grab joining his 83-yard touchdown against Villanova in 2021 and his 88-yard touchdown reception against Utah in the 2023 Rose Bowl.
- In the WVU game, Lambert-Smith recorded his second career 100-yard receiving game.
- Lambert-Smith hauled in 24 receptions for 389 yards and four touchdowns in 2022.
- In the Rose Bowl Game against Utah, he caught three passes for 124 yards, including an 88-yard touchdown grab.
- Lambert-Smith averaged a Penn State bowl-record 41.3 yards on three receptions in the Rose Bowl.
- The 88-yard touchdown reception is the longest pass play in Rose Bowl history and the fourth-longest passing play in Penn State history.
- The junior is the only receiver in Penn State history with multiple 80-yard receptions.
- He had four catches for 58 yards at Purdue, including a 29-yard touchdown reception in the fourth quarter.
- Lambert-Smith completed a 25-yard pass to Sean Clifford against Auburn.

- He scored on a 23-yard reception against Ohio State.
- Against Michigan State, Lambert-Smith became the first Penn State wide receiver in school history to throw and catch a touchdown pass in the same game.
- He completed a 48-yard touchdown pass to **Theo Johnson** in the second quarter and also caught a 35-yard touchdown pass in the fourth quarter.
- Cephas joined the Nittany Lions as a transfer this past offseason. Cephas spent the previous four years at Kent State.
- A two-time first-team All-MAC selection, Cephas has collected 146 receptions, 2,161 receiving yards and 12 touchdowns in his collegiate career.
- Cephas ranks eighth among active FBS receivers with 2,161 career receiving yards.
- He is one of eight current FBS receivers with 145+ receptions, 2,160+ receiving yards and 12+ receiving touchdowns.
- Cephas has 10 career 100-yard receiving games and has a reception in 28-straight games.
- In his Penn State debut, against West Virginia, Cephas made a 22-yard grab.
- The Pittsburgh native posted 48 catches for 744 yards and three touchdowns in nine games last season.
- He led the MAC and ranked 30th nationally averaging 82.7 receiving yards per game.
- He posted six receptions and 105 yards at Washington in 2022.
- Cephas set a Kent State single-game record with 246 receiving yards, on 13 catches, at Ohio (10/1/22).
- In 2021, Cephas tallied 82 catches for 1,240 yards and 13 touchdowns.
- Junior **Malik McClain** arrives in Happy Valley after transferring from Florida State.
- Against WVU, McClain had a career-best 58 yards, including 25-yard touchdown reception in the fourth quarter, and tied a career high with four receptions.
- McClain has 37 receptions for 454 yards and six touchdowns in his career.
- Redshirt sophomore **Harrison Wallace III** earned his first career start in the West Virginia game.
- Wallace recorded a career-high seven receptions against the Mountaineers. He tallied a career-best 72 receiving yards.
- He hauled in 19 receptions for 273 yards and a touchdown last season.
- Redshirt sophomore **Liam Clifford** made two grabs for 25 yards against WVU.
- Clifford caught eight passes for 89 yards in 2022, including a 20-yard reception against Central Michigan.
- Sophomore **Omari Evans**, junior **Malick Meiga** and redshirt freshman **Kaden Saunders** have each experienced significant playing time at Penn State.
- Evans hauled in a 32-yard touchdown pass in the third quarter, his first career reception and first career touchdown reception, against Ohio.
- Meiga has seven receptions for 104 yards and a touchdown in his PSU career and is a team captain in 2023.

COACHING STAFF POTW

The Penn State coaching staff chooses players of the week in all three phases. Here are their selections:

SEPT. 2 - WEST VIRGINIA

- Offensive: Drew Allar
- Defensive: Curtis Jacobs
- Special Teams: Malik McClain
- D-Squad Offensive: Golden Israel-Achumba/Jan Mahlert
- D-Squad Defensive: Jace Tutty/Jake Wilson
- D-Squad Special Teams: Jason Estrella



Harrison Wallace III

KEANDRE LAMBERT-SMITH



LAMBERT-SMITH STATS

CAREER RECEPTIONS

77

Lambert-Smith has 77 career receptions, including four in 2023.

CAREER RECEIVING YARDS

1,171

Lambert-Smith has 1,171 career receiving yards, ranking 29th in program history.

CAREER RECEIVING TDS

9

Lambert-Smith has hauled in nine career receiving touchdowns.

YARDS PER RECEPTION

15.2

Lambert-Smith is averaging 15.2 yards per reception in his career.

20+ YARD RECEPTIONS

17

Lambert-Smith has made 17 receptions of 20 or more yards as a Nittany Lion, including three receptions of 70+ yards.

OFFENSIVE LINE NOTES

- Offensive line coach **Phil Trautwein** enters his fourth season at Penn State.
- He was named to the American Football Coaches Association (AFCA) Class of 2021 "35 Under 35" list, recognizing the top-35 football coaches under the age of 35. He was the only Big Ten coach and the only offensive line coach on the 2021 list.
- In his four seasons at Penn State, Trautwein has helped 12 offensive linemen to earn All-Big Ten honors, including five in 2022.
- He's coached 22 All-Conference selections over the last six seasons, which includes a stint at Boston College as the offensive line coach.
- Trautwein was a two-time All-SEC selection and two-time team captain as a left tackle at Florida, earning first-team honors in 2008 and second-team accolades in 2006.
- He was part of the Gators winning the BCS National Championship and SEC titles in the 2006 and 2008 seasons.
- Six Nittany Lion offensive linemen own at least five career starts.
- Junior **Olumuyiwa Fashanu** has appeared in 18 games and made 11 starts at left tackle.
- Fashanu is a member of the Lombardi Award, Outland Trophy and Walter Camp Player of the Year Award watch lists.
- He was also selected Preseason All-America first team by the Associated Press and Pro Football Focus.
- Fashanu was named a second-team All-American by the Walter Camp Football Foundation in 2022.
- He was tabbed second-team All-Big Ten by the coaches and third-team All-Big Ten by the media.
- According to Coaches By The Numbers, Fashanu did not allow a sack and allowed only 10 pressures in 281 pass blocking snaps in 2022.
- Redshirt senior **Hunter Nourzad** was an honorable mention All-Big Ten selection by the coaches and media in his first season in Happy Valley.
- Nourzad owns 29 collegiate starts and 32 career appearances.
- Redshirt senior tackle **Caedan Wallace** has 28 starts and owns 35 career appearances.
- Redshirt senior **Sal Wormley** has started 14 games in 18 appearances.
- Wormley (coaches, media) was an honorable mention All-Big Ten selection.
- Redshirt junior **JB Nelson** made his first career start against West Virginia.
- Freshman **Drew Shelton** did not allow a sack in 180 pass plays last season, according to Coaches By The Numbers.
- Shelton appeared in seven games and made five starts in 2022.
- Penn State tallied 478 total yards against WVU, marking PSU's eighth-straight game with 400+ total yards, dating back to 2022.
- The Nittany Lions threw for 332 yards against WVU.
- The Nittany Lions reached 200 rushing yards in five games last season (Ohio, 234; Auburn, 245; Northwestern, 220; Maryland, 249; Rutgers, 237).
- The Nittany Lions allowed no sacks against Auburn, Northwestern, Minnesota or Maryland. The four games without allowing a sack were the most for Penn State since 2011 (five games).
- Penn State didn't allow a sack against Auburn in 2021 or 2022.
- Against the Tigers, the Penn State offensive line paved the way for the Nittany Lions to rush for 245 yards and five touchdowns.
- The PSU offensive line helped the Nittany Lions to rush for 220 yards against Northwestern.
- The Nittany Lion offensive line aided **Nicholas Singleton** (1,061) and **Kaytron Allen** (867) became the first true freshman teammates in Big Ten history each with 700 or more rushing yards in a season.
- Singleton and Allen became the only Penn State duo to each rush for 850+ yards in a season.

NITTANY LIONS IN THE NFL

- A total of 39 Penn State football alumni are populating the rosters of 25 National Football League teams.
- The Nittany Lions annually are among the top 20 programs nationally in producing players in the NFL. In addition, three former Nittany Lions are members of NFL coaching staffs.
- Nine players from PSU's 2022 squad are on NFL teams.

NITTANY LIONS ON NFL ROSTERS

(Pro Experience in Parentheses)

- Atlanta Falcons (1):** Arnold Ebiketie (2)
- Arizona Cardinals (1):** Jesse Luketa (2)
- Baltimore Ravens (2):** Odafe Oweh (3), Jordan Stout (2)
- Buffalo Bills (3):** Ryan Bates (5), DaQuan Jones (10), Connor McGovern (5)
- Carolina Panthers (2):** Yetur Gross-Matos (4), Miles Sanders (5)
- Chicago Bears (1):** Jaquan Brisker (2)
- Cincinnati Bengals (1):** Nick Scott (5)
- Dallas Cowboys (1):** Micah Parsons (3)
- Denver Broncos (1):** *PJ Mustipher (R)*
- Detroit Lions (1):** Jason Cabinda (6)
- Green Bay Packers (2):** Sean Clifford (R), Rasheed Walker (2)
- Houston Texans (1):** Juice Scruggs [®] (R)
- Indianapolis Colts (1):** Will Fries (3)
- Jacksonville Jaguars (2):** Brenton Strange (R), Parker Washington (R)
- Kansas City Chiefs (1):** Donovan Smith (9)
- Los Angeles Chargers (1):** Austin Johnson (8)
- Miami Dolphins (1):** *Nick Bowers (3)*
- New England Patriots (1):** Mike Gesicki (6)
- New York Giants (3):** Saquon Barkley (6) [Ⓒ], Cam Brown (4) [Ⓒ], *Amani Oruwariye (5)*
- New York Jets (1):** Adrian Amos (9)
- Pittsburgh Steelers (3):** Pat Freiermuth (3), Joey Porter Jr. (R), Allen Robinson II (10)
- San Francisco 49ers (2):** Ji'Ayir Brown (R), Kevin Givens (4)
- Seattle Seahawks (1):** Chris Stoll (R)
- Tampa Bay Buccaneers (1):** Chris Godwin (7)
- Washington Commanders (4):** Troy Apke [®] (5), *Tariq Castro-Fields (2)*, Jahan Dotson (2), Mitchell Tinsley (R)

Italics indicates practice squad | Ⓒ Team Captain | [®] Injured Reserve

**As of September 3, 2023*

THREE FORMER LIONS ON NFL COACHING STAFFS

Three former Nittany Lions are patrolling the sidelines as part of NFL coaching staffs in 2023.

- Jeff Nixon (New York Giants, running backs)
- Bobby Engram (Washington, wide receivers)
- Christian Daboll (New York Giants, offensive assistant)



Olumuyiwa Fashanu

DEFENSIVE NOTES

- **Manny Diaz** is in his second season as Penn State's defensive coordinator and linebackers coach and was a Broyles Award semifinalist.
- Diaz, who has 25 years of collegiate coaching experience, including three as a head coach and 14 as a defensive coordinator, joined PSU after spending six seasons (2016-21) at Miami, including three seasons as head coach (2019-21), where he coached the Hurricanes to three bowl appearances.
- Penn State had 10 All-Big Ten selections on defense in 2022, led by first-team selection CB **Joey Porter Jr.**
- Porter and CB **Kalen King** were tabbed second-team All-America by the Walter Camp Football Foundation, while Porter added second-team All-America honors from the AFCA, AP & FWAA.
- In 2022, Penn State ranked 10th in the country in scoring defense (18.2).
- Penn State limited nine opponents to less than 100 rushing yards during the 2022 season (Purdue, 61; Ohio, 99; Central Michigan, 88; Northwestern, 31; Ohio State, 98; Indiana, 65; Maryland, 60; Rutgers, 32; Michigan State, 25).
- PSU held 11 of its last 12 opponents, in 2022, under their season rushing average entering the game and, in the season opener, held Purdue under its 2021 season average (84.2).
- Penn State held opponents to a 52.10 completion percentage (248-of-476), good for fourth in the country and second among Power Five teams.
- PSU held six teams under a 50 percent completion percentage last season (Ohio, 42.5; Northwestern, 40.5; Minnesota, 40.9; Maryland, 47.8; Rutgers, 44.1; Utah, 45.0).
- The Nittany Lions held second in the nation in passing efficiency defense (103.2).
- Penn State led the country with 85 pass breakups.
- PSU had four games with double-digit pass breakups last season (16 at Purdue; 15 vs. Central Michigan; 11 vs. Northwestern; 11 vs. Michigan State).
- King led the Big Ten with 18 pass breakups and 21 passes defended, including three interceptions. He ranked third in the nation in both categories.
- The Nittany Lions placed three on the preseason Bronko Nagurski Trophy watch list with sophomore LB **Abdul Carter**, King and junior DE **Chop Robinson** all landing on the list.
- Penn State is tied for the most representatives on the Nagurski Trophy watch list.
- CB **Johnny Dixon** also returns after recording 10 pass breakups and two interceptions.
- The Nittany Lions finished ninth in the country with 26 takeaways last season (12 fumble recoveries, 14 interceptions).
- Penn State forced multiple takeaways in seven games in 2022
- Penn State sat eighth in the country and led the Big Ten in red zone defense, allowing a 73.8 conversion rate. The Nittany Lions made 11 red zone stops last season.
- Penn State led the Big Ten with 104 tackles for loss and 43 sacks.
- Twenty-six different Nittany Lions posted at least a full tackle for loss, second-most in the nation behind Clemson (27).
- The Nittany Lions had 16 players who have recorded at least one sack in 2022, tied-most in the nation and most among Power Five teams.
- Senior DE **Adisa Isaac** (11), Carter (10.5) and Robinson (10) return after recording double-digit tackles for loss in 2022.
- Penn State was one of two FBS teams who returned three players who recorded 10+ tackles for loss last season.
- Penn State tallied a school-record 16 pass breakups at Purdue in 2022, the most by an FBS team in a game since Tulane had 20 vs. East Carolina in 2018.
- Penn State forced four takeaways (two fumbles, two interceptions) at Auburn.
- The Nittany Lions held Northwestern to zero or negative yards on 14 of the Wildcats' 28 rushes (31 total rushing yards).
- Penn State held Northwestern without a first down in the first quarter and forced five three-and-outs to start the game, the most against a Big Ten foe since 2011 vs. Illinois (six).
- The Nittany Lions forced three turnovers against the Wildcats (two fumbles, one interception).
- At Michigan, LB **Curtis Jacobs** recorded a 47-yard pick-six in the second quarter.
- Penn State finished the Indiana game with 16 tackles for loss and six sacks. The 16 tackles for loss are tied for the most in program history.
- Penn State had six or more sacks in back-to-back games (6, at Indiana; 7, Maryland) for the first time since 2007.
- With two defensive touchdowns at Rutgers, on a 14-yard fumble return by **Kobe King** and a 70-yard fumble return by Ji'Ayir Brown, it marked the first game since 2005 (vs. Illinois) which Penn State has had multiple defensive touchdowns.
- At Rutgers, Penn State earned its second game with at least 15 tackles for loss in 2022 (Indiana, 16; Rutgers, 15), the first time PSU recorded 15+ tackle for loss multiple times in a season since 2018 (Kent State, 16; Maryland, 15).
- Penn State tallied nine tackles for loss and two interceptions against Utah in the 2023 Rose Bowl.
- Penn State has recorded at least six tackles for loss in each of the last nine games, including six against West Virginia.
- Against the Mountaineers, Penn State stopped West Virginia on three fourth-down conversion attempts.
- The Nittany Lions recorded six tackles for loss and three sacks against the Mountaineers.
- Penn State limited West Virginia to 162 passing yards.
- Jacobs led PSU with 10 tackles, his third career game with double-digit tackles, and added a solo sack.
- Carter and redshirt sophomore LB **Dominic DeLuca** each recorded a solo sack.
- Against West Virginia, sophomore DT **Zane Durant**, King and junior S **Jaylen Reed** all made their first career starts, while Robinson made his first start at Penn State.
- Over the last nine seasons, PSU sits second nationally in sacks per game (3.10; trailing only Clemson) and fewest passing TDs allowed per game (0.96), third in QB hurries (956), fourth in total pressures generated (1,447), fifth in tackles for loss percentage (10.70), sixth in fewest passing yards per attempt (6.22) and 10th in fewest rushing yards per attempt (3.57).
- Penn State's 310 sacks over the last nine years (2015-23) are fourth behind Clemson (375), Alabama (354) and Pitt (337).
- Over the last nine years, Penn State has accumulated a 8.50 percent sack percentage (310 sacks on 4,382 plays), which ranks sixth in the FBS.
- Since 2014, Penn State has held opponents to seven or less points 25 times, tied seventh-most among FBS teams. Nineteen of those 25 games have been against Big Ten opponents.
- In the **James Franklin** era, Penn State has recorded eight shutouts, tied fourth-most among FBS teams. PSU also has the fifth-most shutouts (13) in the FBS since 2007.
- Since 2014, PSU has held an opponent under 300 total yards 51 times, tied seventh-most among FBS teams.
- Since 2014, the Nittany Lions have allowed less than 200 passing yards in 65 games, eighth-most among FBS teams, and have held opponents under 100 passing yards in 17 games in that span, tied 11th-most among FBS teams.
- Since 2014, Penn State has held opponents under 100 rushing yards on 48 occasions, 12th-most among FBS teams, and have held opponents under 50 rushing yards in 18 games, 11th-most among FBS teams.
- Penn State has registered 10 or more tackles for loss 29 times since 2014, tied second-most among FBS teams.
- The Nittany Lions have forced multiple takeaways in a game on 49 occasions since 2014 and did so seven times in 2022.

CHOP ROBINSON



ROBINSON STATS

CAREER TACKLES

47

Robinson has 47 career tackles, including 28 at Penn State.

CAREER SOLO TACKLES

33

Thirty-three of Robinson's 47 career tackles are solo stops.

CAREER TFL

13.5

Robinson has tallied 13.5 career tackles for loss, including 11 as a Nittany Lion.

CAREER SACKS

7.5

Robinson has collected 7.5 career sacks, including 5.5 at Penn State.

FORCED FUMBLES

1

Robinson has one forced fumble as a Nittany Lion.

18 2023 PENN STATE FOOTBALL

DEFENSIVE LINE NOTES

- **Deion Barnes** is in his first season heading the Nittany Lion defensive line corps. Barnes spent the previous three years on the Penn State staff as a graduate assistant working with the defensive line.
- Barnes was a three-year letterwinner at defensive end for Penn State from 2012-14 and was named Big Ten Freshman of the Year in 2012.
- He helped coach 11 All-Big Ten defensive linemen, including three first-team selections and a second-team All-American in his first three seasons working with the Penn State defensive line.
- The defensive line helped Penn State to post a Big Ten-best 104 tackles for loss and 42 sacks in 2022. PSU tied fourth nationally in tackles for loss and sixth in sacks.
- Penn State started the 2023 campaign with six tackles for loss and three sacks against West Virginia.
- Redshirt senior DE **Adisa Isaac** has played in 34 games as a Nittany Lion, making 14 starts.
- In the season opener against West Virginia, Isaac posted two tackles, including a tackle for loss, and a QB hurry.
- He owns 57 tackles, 16.5 tackles for loss, seven sacks and a forced fumble in his career.
- Isaac garnered All-Big Ten third team honors from the coaches and shared the team's Reid Robinson Outstanding Offensive Lineman Award with **Chop Robinson**.
- He collected 28 tackles, 11 tackles for loss and four sacks in 2022.
- His 11 tackles for loss tied sixth in the Big Ten and tied third among Big Ten defensive linemen.
- Isaac recorded a career-high three tackles for loss, including a solo sack, at Auburn. He added two QB hurries.
- The redshirt senior posted a career-best five tackles vs. Minnesota.
- He collected two tackles for loss, on back-to-back plays in the first quarter, at Indiana, including a solo sack.
- Isaac had four tackles, including one for loss, against Maryland and recorded a solo sack against Michigan State.
- He notched two tackles for loss in the Rose Bowl against Utah.
- Robinson, a junior defensive end, picked up All-Big Ten honorable mention honors from the coaches and media in 2022 and was named Pro Football Focus All-Big Ten second team.

- He is a member of the Bednarik Award, Bronko Nagurski Trophy and Lombardi Award watch lists.
- He is also a preseason second team All-American by Sporting News and Pro Football Focus in 2023.
- Robinson made his first start as a Nittany Lion against West Virginia and tallied two tackles, including a solo tackle for loss.
- He posted 26 tackles, including 10 tackles for loss, 5.5 sacks, a forced fumble, a fumble recovery and two pass breakups in 2022.
- According to Pro Football Focus, Robinson led Power Five edge rushers with a 90.6 pass rush grade last season.
- Robinson finished the 2022 season tied seventh in the Big Ten in sacks (5.5) and tied 15th in tackles for loss (10).
- At Auburn, Robinson recorded his first sack as a Nittany Lion with a strip-sack in the second quarter. Robinson also recovered a fumble in the third quarter.
- Robinson had two tackles for loss, including a solo sack, at Indiana, and notched a career-high two sacks and had three solo tackles against Maryland.
- He posted 1.5 sacks in the Rose Bowl.
- Sophomore DE **Dani Dennis-Sutton** tallied 17 tackles, 3.5 tackles for loss, three sacks and an interception in his first year in Happy Valley.
- Dennis-Sutton collected his first career tackle for loss and sack in the fourth quarter at Auburn and followed with two sacks, both in the fourth quarter, against Central Michigan.
- The freshman recorded his first career interception at Indiana, returning it 20 yards to setup a PSU touchdown.
- Redshirt senior DT **Hakeem Beamon** owns 13 career starts and 25 career appearances.
- Beamon totaled 16 tackles and six tackles for loss in 2022.
- Redshirt senior DT **Dvon Ellies** has seen valuable time at defensive tackle, making two career starts in 31 appearances.
- Ellies is on watch lists for the Allstate AFCA Good Works Team and the Wuerffel Trophy.
- Sophomore DT **Zane Durant** made his first career start against WVU, posting two tackles.
- Junior DT **Coziah Izzard**, junior DE **Amin Vanover** and sophomore DT **Jordan van den Berg** all gained playing time in 2022.
- van den Berg made two solo stops against the Mountaineers.

COACHING STAFF NOTES

COACHING STAFF CHANGES

- The Nittany Lion coaching staff has two new faces for the 2023 season with the addition of wide receivers coach/offensive recruiting coordinator **Marques Hagans** and defensive line coach **Deion Barnes**.
- Hagans joined Penn State staff after serving as the Associate Head Coach/Wide Receivers Coach at Virginia for the previous 11 years.
- During his time at Virginia, Hagans coached 10 of the top 15 career receptions leaders in program history.
- Hagans was a four-year letterman at Virginia from 2002-05 and currently sits No. 10 all-time in passing yards with 4,877. He also ranks seventh in total offense with 5,779 yards.
- He was selected, as a receiver, in the fifth round (144th overall) of the 2006 NFL Draft by the St. Louis Rams.
- Barnes spent the previous three years on the Penn State staff as a graduate assistant working with the defensive line.
- Following a professional playing career in the NFL and the AAF, Barnes joined the Penn State coaching staff in 2020.
- During his three seasons working with the defensive line, Barnes helped coach 11 All-Big Ten defensive linemen, including three first-team selections and a second-team All-American.
- Barnes tutored defensive tackle PJ Mustipher, who was a two-time captain for the Nittany Lions and a three-time All-Big Ten honoree.
- During the 2022 season, Penn State led the Big Ten with 104 tackles for loss (T-4th nationally) and 42 sacks (T-6th).



Adisa Isaac

ASSISTANT COACHES



Manny Diaz
Defensive Coord./
Linebackers
Field



Mike Yurcich
Offensive Coord./
Quarterbacks
Booth
Mike YUR-sitch



Stacy Collins
Special Teams
Coord./Outside LB/
Nickels
Field



Deion Barnes
Defensive Line
Field



Marques Hagans
Wide Receivers
Field
Marcus HAY-ginns



Ty Howle
Co-Offensive Coord./
Tight Ends
Booth
Ty Howl



Anthony Poindexter
Co-Defensive
Coordinator/Safeties
Booth



Ja'Juan Seider
Co-Offensive Coord./
Running Backs
Field
JAY-juan cider



Terry M. Smith
Assoc. Head Coach/
Cornerbacks
Field



Phil Trautwein
Offensive Line
Field
Phil trout-wine

CORNERBACKS NOTES

- **Terry M. Smith** is in his 10th season as Penn State's cornerbacks coach. He is also the program's associate head coach and defensive recruiting coordinator.
- Smith has tutored a secondary which has seen 11 defensive backs taken in the NFL Draft since 2016, including two in 2023, tied for the fourth-most nationally.
- **Joey Porter Jr.** was selected 32nd overall by the Pittsburgh Steelers in the 2023 NFL Draft.
- Smith was a four-year letterwinner (1988-91) and three-year starter at wide receiver at Penn State. He ranks tied for 10th in career receiving touchdowns (15), 13th in career receiving yardage (1,825) and 14th in career receptions (108).
- In 2022, Penn State held opponents to a 52.10 completion percentage (248-of-476), good for fourth in the country and second among Power Five teams.
- PSU held six teams under a 50 percent completion percentage last season (Ohio, 42.5; Northwestern, 40.5; Minnesota, 40.9; Maryland, 47.8; Rutgers, 44.1; Utah, 45.0).
- Penn State led the country with 85 pass breakups. The Nittany Lions have recorded 80 or more pass breakups in a season on nine occasions.
- PSU had four games with double-digit pass breakups (16 at Purdue; 15 vs. Central Michigan; 11 vs. Northwestern; 11 vs. Michigan State).
- Junior **Kalen King** begins the 2023 season on watch lists for the Bednarik Award, Bronko Nagurski Trophy, Butkus Award, Lott IMPACT Trophy and Jim Thorpe Award.
- He was named Preseason All-America first team by the Associated Press and Pro Football Focus.
- King recorded four tackles in the season opener vs. West Virginia.
- He was tabbed second-team All-America by the Walter Camp Football Foundation, third-team All-America by Pro Football Focus and honorable mention All-America by Phil Steele in 2022.
- The Detroit native finished the 2022 campaign with 30 tackles, three tackles for loss, a forced fumble, a fumble recovery, three interceptions and 18 pass breakups.
- King's 18 pass breakups led the Big Ten and ranked third in the country.
- He also paced the conference in passes defended (21), also good for third in the nation.
- According to Coaches By The Numbers, King held opponents to a 40% completion percentage (23-of-57) and a 26.2 passer rating when targeted in 2022.
- King forced and recovered a fumble against Central Michigan, his second career forced fumble and first recovery. He also broke up four passes.
- He recorded his first career interception at Indiana and picked off a pass in the Rose Bowl Game against Utah.
- The sophomore broke up a career-high five passes and grabbed his second interception of the season against Michigan State, while also adding a tackle for loss.
- Senior **Johnny Dixon** started six games last season while collecting 23 tackles, 4.5 tackles for loss, three sacks, two interceptions, a forced fumble and 10 pass breakups.
- Dixon began the 2023 season with three solo tackles and two pass breakups against West Virginia.
- He was an honorable mention All-Big Ten selection by the media.
- The senior led all Big Ten cornerbacks in sacks (3) and tied sixth in the Big Ten with 10 pass breakups last season.
- Dixon joined King (18) and Joey Porter Jr. (11) as Nittany Lions with double-digit pass breakups in 2022.
- According to Coaches By The Numbers, Dixon allowed a 31.4 completion percentage (11-of-35) and an 18.4 passer rating when targeted last season.
- The 31.4 completion percentage was the second-best in the country among anyone targeted at least 35 times and was the best of returning FBS players.
- He intercepted a pass and tallied three pass breakups against Central Michigan.
- Dixon recorded his second interception of the season at Rutgers.
- Redshirt senior **Daequan Hardy** accounted for 13 tackles, a half-sack, one interception, one forced fumble and four pass breakups in 2022.
- According to Coaches By The Numbers, Hardy allowed a 39 completion percentage (9-of-23) when targeted last season.
- Hardy forced a fumble in the third quarter at Michigan and picked off a pass and returned it 18 yards at Indiana.
- Sophomore **Cam Miller** played in 11 games in 2022, totaling five tackles.
- Miller recorded four tackles, all solo, including his first career tackle for loss against WVU.
- **Zion Tracy** and **Elliot Washington II** were among five Penn State true freshmen who played in the West Virginia game.



Johnny Dixon



Daequan Hardy

KALEN KING



KING STATS

CAREER TACKLES

57

King has recorded 57 tackles as a Nittany Lion, including four in 2023.

CAREER SOLO TACKLES

39

Thirty-nine of King's 57 tackles are solo stops, including one this season.

CAREER PASS BREAKUPS

23

King owns 23 career pass breakups and recorded 18 in 2022.

CAREER INTERCEPTIONS

3

King has three career interceptions.

CAREER FORCED FUMBLES

2

King has registered two forced fumbles in his PSU career.

LINEBACKERS NOTES

- In addition to leading the defense, **Manny Diaz** also coaches the linebacker unit.
- Penn State's linebacker corps returns a four-year veteran in **Curtis Jacobs**, an honorable mention All-Big Ten selection in 2022, who has played in 33 career games and made 24 starts.
- Jacobs owns 132 career tackles, 16 tackles for loss, eight sacks, a forced fumble, two fumble recoveries and two interceptions.
- Against West Virginia, Jacobs finished with a team-high 10 tackles, including seven solo, and a solo sack.
- It marked Jacobs' third career game with double-digit tackles.
- He is on the Butkus Award watch list and posted 52 tackles, 7.5 tackles for loss and four sacks a year ago.
- The Maryland native recorded a 47-yard pick-six in the second quarter at Michigan last season.
- Jacobs registered a career-high 14 tackles (7 solo) and two tackles for loss vs. Minnesota.
- He tied a career high with two tackles for loss at Rutgers, including a strip-sack for his first career forced fumble.
- Jacobs tallied two sacks in the Rose Bowl Game against Utah.
- Sophomore **Abdul Carter** started his 2023 campaign with a solo sack in the fourth quarter against West Virginia.
- Carter paced all Big Ten freshmen in 2022 in tackles for loss (10.5) and sacks (6.5). Among FBS freshmen, he was tied third in sacks and ranks third in tackles for loss.
- He also led Big Ten freshmen in forced fumbles (2) and was second in tackles (56).
- Since 2000, Carter and Dan Connor (15 TFL, 6.5 sacks; 2007) are the only Penn State linebackers to put up 10+ tackles for loss and 6+ sacks in a season and Carter and Deion Barnes (10 TFL, 6 sacks; 2012) are the only Penn State freshman with 10+ tackles for loss and 6+ sacks in a season.
- Carter is on watch lists for the Bednarik Award, Bronko Nagurski Trophy, Butkus Award, Lombardi Award and Lott IMPACT Trophy.
- The sophomore was named Pro Football Focus Preseason All-America honorable mention.
- He was tabbed second-team All-Big Ten by the media and third-team by the coaches in 2022.
- Carter made six stops (all solo) at Auburn in 2022, tying for the team lead. Carter added his first career sack, and tackle for loss, and forced a fumble in the second quarter, his first career forced fumble.
- He registered career highs with three tackles for loss and two sacks against Michigan State.
- Redshirt sophomore **Kobe King** made his first career start in the WVU game and collected five tackles.
- Redshirt sophomore **Dominic DeLuca** registered a solo sack in the second quarter against West Virginia.
- At Rutgers in 2022, DeLuca finished the game with a career-high 1.5 tackles for loss, including his first career sack.
- Junior **Tyler Elsdon** collected 44 tackles in 2022.
- Redshirt freshman **Keon Wylie** saw playing time in three games and registered a half-sack in the Rose Bowl in 2022.
- **Tony Rojas** was one of five Penn State true freshmen that played against West Virginia.
- Penn State has 71 linebackers drafted all-time, the most for any school.



Curtis Jacobs

SAFETIES NOTES

- Co-Defensive coordinator/safeties coach **Anthony Poindexter** is in his third season on the Nittany Lion coaching staff.
- Poindexter has 19 years of collegiate coaching experience, including seven as a defensive or co-defensive coordinator.
- As a player, Poindexter, a two-time consensus All-American at Virginia and was chosen as the 1998 ACC Defensive Player of the Year.
- Poindexter was inducted into the College Football Hall of Fame in 2020.
- Penn State led the country with 85 pass breakups in 2022, including seven by senior **Keaton Ellis**.
- PSU had four games with double-digit pass breakups in 2022 (16 at Purdue; 15 vs. Central Michigan; 11 vs. Northwestern; 11 vs. Michigan State) and held opponents to a 52.10 completion percentage (248-of-476), good for fourth in the country and second among Power Five teams.
- PSU held six teams under a 50 percent completion percentage last season (Ohio, 42.5; Northwestern, 40.5; Minnesota, 40.9; Maryland, 47.8; Rutgers, 44.1; Utah, 45.0).
- The Nittany Lions held second in the nation in passing efficiency defense (103.2).
- Ellis, a team captain, brings a wealth of experience to the Penn State secondary, having appeared in 44 career games, making 20 starts.
- In his career, Ellis owns 75 tackles (48 solo), three tackles for loss, three forced fumbles, one fumble recovery, an interception and 12 pass breakups.
- Ellis made three stops, all solo, against West Virginia.
- He tallied a career-best four pass breakups at Purdue in 2022.
- Redshirt sophomore **Zakee Wheatley** has played in 18 career games.
- Wheatley tallied four tackles, all solo, against WVU.
- He collected 27 tackles, two interceptions, a forced fumble and a pass breakup a year ago.
- Wheatley recorded his first career interception in the first quarter at Auburn in 2022. He also had an interception against Central Michigan, returning it 34 yards.
- Junior **Jaylen Reed** has played in 22 contests and appeared in all 13 games a season ago.
- Reed made his first career start against WVU and finished the game with four tackles (three solo).
- He tallied 31 tackles, two tackles for loss and three pass breakups in 2022.
- Reed recorded four tackles at Michigan and a career-high five tackles, including a tackle for loss, at Indiana. Also had a tackle for loss against Ohio State.
- Sophomore **Kevin Winston Jr.** saw playing time in 11 games in his first year in Happy Valley.
- Winston earned his first career start in the West Virginia game, notching a career-high-tying three tackles.
- The sophomore recorded 16 stops, including 11 solo, and one tackle for loss in 2022.
- He made his debut against Ohio, recording three tackles.
- Winston registered his first career tackle for loss at Rutgers.
- Freshman **King Mack** is one of five Penn State true freshman who played in the West Virginia game.



Keaton Ellis

ABDUL CARTER



CARTER STATS

CAREER TACKLES

57

Carter has made 57 tackles in his PSU career.

CAREER SOLO TACKLES

37

Thirty-seven of Carter's 57 tackles have been solo stops.

CAREER TACKLES FOR LOSS

11.5

Carter has recorded 11.5 career tackles for loss, including one tackle for loss in 2023.

CAREER SACKS

7.5

The sophomore has posted 7.5 career sacks, including one sack this season.

CAREER FORCED FUMBLES

2

Carter has notched two career forced fumbles.

LETTERMEN MAKING THEIR RETURN

- Ten members of the Penn State coaching and support staffs played at Penn State.
- Associate head coach/cornerbacks coach **Terry M. Smith** was a three-year starter at wide receiver from 1989-91.
- Co-offensive coordinator and tight Ends Coach **Ty Howle** was a four-year letterwinner on the Penn State offensive line from 2009-13. He played in 47 career games, making 13 starts.
- Defensive line coach **Deion Barnes** made 31 starts as a Nittany Lion from 2012-14. In 2014, Barnes tallied 12.5 tackles for loss and six sacks. He led PSU with 10 tackles for loss and six sacks in 2012 to earn consensus freshman All-American honors.
- Defensive graduate assistant **Torrence Brown** was a three-year letterman on the defensive line for the Nittany Lions (2015-17). He appeared in 30 career games, making seven starts.
- Defensive analyst **Dan Connor** was a two-time first-team All-America linebacker for Penn State in 2006 and 2007, the 14th Nittany Lion to be named a two-time first-team All-American. He finished his career as Penn State's all-time leader with 419 tackles.
- Offensive analyst **Calvin Lowry** was a first-team All-Big Ten safety for the Nittany Lions. He totaled nine career interceptions and was PSU's leading punt returner for three seasons.
- Assistant director of performance enhancement **Tyrone Smith** was a defensive tackle for Penn State and lettered during the 2014 season.
- Recruiting coordinator **Alan Zemaitis** letterman and three-time All-Big Ten selection for the blue and white from 2002-05. Zemaitis sits tied fifth all-time at Penn State with 12 career interceptions. He also holds fifth all-time at Penn State with 46 passes defended. Zemaitis helped the Nittany Lions to a Big Ten Championship in 2005.
- Director of Football Academic Services **Todd Kulka** lettered as a linebacker and graduated in 1995. He helped Penn State to a 9-3 record and an Outback Bowl victory in 1995.
- Director of the Football Letterman's Club **Wally Richardson** was a four-year letterman as a quarterback in 1992 and 1994-96. Richardson ranks 12th all-time at Penn State with 4,419 career passing yards. He also sits eighth all-time with 378 completions and 12th all-time with 27 touchdown passes.

SPECIAL TEAMS NOTES

- **Stacy Collins** is in his second season as Penn State's special teams coordinator/outside linebacker/nickels coach. Collins has 25 years of collegiate coaching experience.
- Last season, Collins helped Chris Stoll to win the Patrick Mannely Award, honoring the nation's top long snapper.
- According to Coaches By The Numbers, since 2019, Penn State's kick return defense ranks third in the nation in percentage of kickoffs returned (17.6; 1st in B1G), tied-third in touchback percentage (74.6; 1st), 11th in percentage of kickoffs returned inside the 25 (71.2; 3rd) and tied-13th in average opponent field position (25.3; t-4th).
- Since 2019, Penn State's punt return defense is tied-first in the country in punts inside the 10 (19.6 percent; 1st in B1G), ranked fifth in punts inside the 20 (44.0; 3rd) and seventh in net punting (41.3; 2nd).
- Since 2017, Penn State ranks second in the Big Ten averaging 8.7 yards per punt return (50th nationally).
- Since 2017, Penn State has scored seven special teams touchdowns (four kick return, three punt return), ranking fourth in the Big Ten.
- Penn State is one of 11 FBS schools that has not allowed a special teams touchdown since the start of the 2019 season (49-straight games).
- Senior K **Alex Felkins** transferred to Penn State from Columbia, where he earned his degree in psychology.
- Felkins was selected first-team All-Ivy League in 2022, second-team All-Ivy League in 2021 and All-Ivy League honorable mention in 2019.
- He was also named third-team freshman All-America by Phil Steele in 2019.
- Felkins owns four career games with three field goal makes.
- He has hit three career field goals of 50+ yards and is 78-of-82 on extra points.
- Against West Virginia, Felkins hit a 25-yard field goal and converted all three extra-point attempts.
- Senior P **Riley Thompson** transferred from Florida Atlantic.
- Thompson is a member of the Ray Guy Award watch list.
- He was named to The Athletic's and College Football News' Freshman All-American in 2022 and was voted honorable mention All-Conference USA.
- Thompson booted two punts against West Virginia, including a long of 46 yards.
- In 2022, Thompson totaled 61 punts for 2,770 yards with a long of 71.
- Thompson blasted 15 punts of 50+ yards and landed 26 punts inside the 20 and six punts inside the 10, while giving up only three touchbacks.
- The Melbourne, Australia native finished second in Conference USA with a 45.4 punt average (12th nationally) and punts inside the 20 (26; t-15th) and third in net punting (41.8; 15th).
- Freshman P **Alex Bacchetta** made his collegiate debut against Maryland in 2022 and landed both of his punts inside the 20 and one inside the 10.
- All-Big Ten second team KR **Nicholas Singleton** scored on a 100-yard kickoff return at Rutgers in 2022, tied for the second-longest kick return touchdown in program history.
- Singleton had PSU's first kickoff return touchdown since Lamont Wade (100 yards) against Illinois in 2020.
- It was PSU's third kickoff return of 100 or more yards, joining Wade and Chaz Powell (100 yards vs. Youngstown State, 2010).
- Singleton averaged 24.9 yards per kick return last season and tallied seven returns of 20 or more yards.
- For his career, Singleton is averaging 24.5 yards per kick return, good for 10th all-time at Penn State.
- Redshirt sophomore SN **Tyler Duzansky** has appeared in eight career games and served as the primary long snapper against West Virginia.
- LB **Dominic DeLuca** has been voted as a captain and was awarded No. 0 as the team's special teams leader.
- DeLuca blocked a punt against Minnesota in 2022, PSU's first since Journey Brown against Buffalo in 2019.

RILEY THOMPSON



THOMPSON STATS

PUNT AVERAGE

45.2

Thompson has a 45.2 career punt average, totaling 2,845 yards on 63 punts

INSIDE THE 20

26

Thompson has dropped 26 career punts inside the 20

INSIDE THE 10

6

Thompson has landed 6 career punts inside the 10

50+ YARD PUNTS

15

Thompson has blasted 15 punts of 50+ yards in his career

22 2023 PENN STATE FOOTBALL

NUMERICAL ROSTER (0-40)

NO.	NAME	POS.	EL.	HT.	WT.	HIGH SCHOOL/COACH	HOMETOWN
0	DeLuca, Dominic *	LB	R-So.	6-1	218	Wyoming Area/Randy Spencer	West Pittston, Pa.
1	Lambert-Smith, KeAndre ***	WR	Jr.	6-1	185	Maury/Dyrry McCain	Norfolk, Va.
1	Reed, Jaylen **	S	Jr.	6-0	205	Martin Luther King Jr./Tyronne Spencer	Detroit, Mich.
2	Clifford, Liam *	WR	R-So.	6-1	201	St. Xavier/Steve Specht	Maineville, Ohio
2	Ellis, Keaton ****	S	Sr.	5-11	190	State College Area/Matt Lintal	State College, Pa.
3	Cephas, Dante	WR	R-Sr.	6-0	193	Penn Hills/Jon LeDonne/Kent State	Pittsburgh, Pa.
3	Dixon, Johnny **	CB	Sr.	6-0	196	Chamberlain/Jason Lane/South Carolina	Tampa, Fla.
4	King, Kalen **	CB	Jr.	5-11	190	Cass Tech/Thomas Wilcher	Detroit, Mich.
4	Meiga, Malick *	WR	Jr.	6-4	203	Cegep du Vieux/Renaldo Sagesse	Saint Jerome, Que.
5	Evans, Omari *	WR	So.	6-0	189	Shoemaker/Toby Foreman	Killeen, Texas
5	Miller, Cam *	CB	So.	6-0	183	Trinity Christian Academy/Verlon Dorminey	Fernandina Beach, Fla.
6	Wallace III, Harrison *	WR	R-So.	6-1	194	Pike Road/Patrick Browning	Montgomery, Ala.
6	Wheatley, Zakee *	S	R-So.	6-2	198	Archbishop Spalding/Kyle Schmitt	Crofton, Md.
7	Saunders, Kaden	WR	R-Fr.	5-10	175	Westerville South/Matthew Christ	Columbus, Ohio
8	Johnson, Tyler	WR	R-Fr.	6-0	183	Magna Vista/Joe Favero	Martinsville, Va.
8	Nelson, DaKaari	S	Fr.	6-3	220	Selma/Willie Gandy	Livingston, Ala.
9	Mack, King	S	Fr.	5-10	188	St. Thomas Aquinas/Roger Harriott	Miami, Fla.
9	Pribula, Beau	QB	R-Fr.	6-2	203	Central York/Gerry Yonchiuk	York, Pa.
10	Flowers, Mehki	S	R-Fr.	6-0	190	Central Dauphin East/Lance Dean	Harrisburg, Pa.
10	Singleton, Nicholas *	RB	So.	6-0	222	Governor Mifflin/Jeff Lang	Shillington, Pa.
11	Carter, Abdul *	LB	So.	6-3	249	La Salle College High School/John Steinmetz	Philadelphia, Pa.
11	McClain, Malik	WR	Jr.	6-4	206	IMG Academy (Fla.)/Bobby Acosta/Florida State	Daphne, Ala.
12	Ivey, Anthony	WR	R-Fr.	5-11	180	Manheim Township/Mark Evans	Lancaster, Pa.
12	Tracy, Zion	CB	Fr.	5-11	180	St. Thomas More (Conn.)/Ernest Anderson	Hempstead, N.Y.
13	Allen, Kaytron *	RB	So.	5-11	222	IMG Academy (Fla.)/Pepper Johnson	Norfolk, Va.
13	Rojas, Tony	LB	Fr.	6-2	225	Fairfax/Trey Taylor	Fairfax, Va.
14	Mills, Tyrece	S	R-Jr.	6-1	198	Northeast/Troy Gore/Lackawanna College	Philadelphia, Pa.
14	Smolik, Jaxon	QB	Fr.	6-1	197	Dowling Catholic/Tom Wilson	Van Meter, Iowa
15	Allar, Drew *	QB	So.	6-5	242	Medina/Larry Laird	Medina, Ohio
15	Vanover, Amin *	DE	Jr.	6-4	268	St. Joseph's/Augie Hoffman	Newark, N.J.
16	Dinkins, Khalil	TE	R-So.	6-4	245	North Allegheny/Art Walker	Wexford, Pa.
16	Washington II, Elliot	CB	Fr.	5-11	192	Venice/John Peacock	Venice, Fla.
17	Kiesewetter, Karson	QB	Fr.	5-10	187	Bishop Guilfoyle/Justin Wheeler	Altoona, Pa.
17	Stahl, Mason	WR	R-Jr.	6-0	202	Baldwin/Loran Cooley	Pittsburgh, Pa.
18	Schlaffer, Joey	TE	Fr.	6-5	226	Exeter Township/Matt Bauer	Reading, Pa.
18	Townley Jr., Davon	DT	R-So.	6-6	277	North Community/Charles Adams	Minneapolis, Minn.
19	Lambert, Jack	QB	Fr.	6-3	201	Topsail/Jack Teachey	Hampstead, N.C.
19	Lyons, Jameial	DE	Fr.	6-5	246	Roman Catholic/Rick Prete	Philadelphia, Pa.
20	Isaac, Adisa ***	DE	R-Sr.	6-4	249	Canarsie/Brian Ellis	Brooklyn, N.Y.
21	Taylor, Carmelo	WR	Fr.	5-11	169	Patrick Henry/Alan Fiddler	Roanoke, Va.
21	Winston Jr., Kevin *	S	So.	6-2	203	DeMatha Catholic/Bill McGregor	Columbia, Md.
23	Jacobs, Curtis ***	LB	Jr.	6-1	235	McDonogh School/Hakeem Sule	Glen Burnie, Md.
23	Potts, Trey	RB	R-Sr.	5-9	215	Williamsport/Chuck Crews/Minnesota	Williamsport, Pa.
24	Montgomery, London	RB	Fr.	5-10	185	Scranton Prep/Terry Gallagher	Scranton, Pa.
24	Robinson, Ta'Mere	LB	Fr.	6-3	222	Brashear/Andrew Moore	Pittsburgh, Pa.
25	Hardy, Daequan ***	CB	R-Sr.	5-9	178	Penn Hills/Jon LeDonne	Pittsburgh, Pa.
25	Kency, DK	RB	Fr.	5-7	175	Archbishop Shaw/Hank Tierney	Marrero, La.
26	Wallace, Cam	RB	Fr.	5-9	191	Montgomery County/Don Vandygriff	Mount Vernon, Ga.
27	Payne Jr., Lamont	CB	Fr.	6-0	188	Chartiers Valley/Aaron Fitzpatrick	Carnegie, Pa.
28	Durant, Zane *	DT	So.	6-1	285	Lake Nona/Anthony Paradiso	Lake Nona, Fla.
29	Collins, Audavion	CB	R-Fr.	5-11	172	Newton/Camiel Grant/Mississippi State	Covington, Ga.
30	Davis, Amiel	RB	R-So.	6-0	208	Eastern Regional/John Doherty	Voorhees, N.J.
30	Hlavac, George	CB	R-Jr.	5-11	175	Allentown Central Catholic/Tim McGorry	Orefield, Pa.
31	Dinkins, Kolin	CB	R-Fr.	6-2	194	North Allegheny/Art Walker	Wexford, Pa.
32	Wylie, Keon	LB	R-Fr.	6-2	218	Imhotep Charter/Devon Johnson	Philadelphia, Pa.
33	Dennis-Sutton, Dani *	DE	So.	6-5	261	McDonogh School (Md.)/Hakeem Sule	Millsboro, Del.
34	Holzworth, Tyler	RB	R-So.	6-0	218	Delaware Valley Regional/Keith Olsommer/Delaware Valley	Milford, N.J.
35	Sokach-Minnick, Blaise	SN	R-Fr.	6-3	214	Wyoming Area/Randy Spencer	West Pittston, Pa.
35	Tutty, Jace	CB	R-So.	5-11	216	Stroudsburg/Jim Miller	Stroudsburg, Pa.
36	Fisher, Zuriah *	DE	R-Jr.	6-3	254	Aliquippa/ Mike Warfield	Aliquippa, Pa.
38	Smith, Tank	RB	R-Sr.	5-7	229	Penn Hills/Jon LeDonne/Saint Francis (Pa.)	Pittsburgh, Pa.
38	Yates, Winston	LB	Fr.	6-2	205	Paul VI/Steve Scuderi	Moorestown, N.J.
39	Blanding, Ty	DT	Fr.	6-1	274	Christ the King/Jason Brown	Bronx, N.Y.
39	Green, Jashaun	S	R-Fr.	6-1	173	State College Area/Matt Lintal	State College, Pa.
40	Williams, Patrick	S	R-Fr.	6-0	198	Eagle Academy 2/Kyron Jones	Brooklyn, N.Y.

NUMERICAL ROSTER (41-99)

NO.	NAME	POS.	EL.	HT.	WT.	HIGH SCHOOL/COACH	HOMETOWN
41	King, Kobe *	LB	R-So.	6-1	242	Cass Tech/Thomas Wilcher	Detroit, Mich.
42	Robinson, Mason	DE	Fr.	6-3	243	McDonogh School/Hakeem Sule	Randallstown, Md.
43	Eldson, Tyler **	LB	Jr.	6-2	229	North Schuylkill/Wally Hall	Frackville, Pa.
44	Robinson, Chop *	DE	Jr.	6-3	254	Quince Orchard/John Kelley/Maryland	Gaithersburg, Md.
44	Warren, Tyler **	TE	Jr.	6-6	257	Atlee/Matt Gray	Mechanicsville, Va.
45	Pryts, Jackson	LB	R-Fr.	6-3	204	Hickory/William Dungee	Hermitage, Pa.
47	Palko, Joey	DE	Fr.	6-2	231	Pottsville Area/Tom McGeoy	Pottsville, Pa.
47	Patton, Will	SN	R-Fr.	6-4	224	Shenango/James Graham	New Castle, Pa.
48	Duzansky, Tyler	SN	R-So.	6-4	215	St. Francis Prep/Bob McMillen	Glen Ellyn, Ill.
48	Keys, Kaveion	LB	Fr.	6-2	225	Varina/Marcus Lewis	Richmond, Va.
49	Chizmar, Ben	LB	R-So.	6-0	233	Mars Area/Scott Heinauer	Gibsonia, Pa.
50	Ford Jr., Alonzo	DT	Jr.	6-2	298	Varina/Marcus Lewis/Old Dominion	Richmond, Va.
51	Beamon, Hakeem **	DT	R-Sr.	6-3	290	Manchester/Tom Hall	Midlothian, Va.
52	Rulli, Dominic	OL	R-Fr.	6-3	287	The Taft School (Conn.)/Tyler Whitley	Burlington, Ky.
52	van den Berg, Jordan *	DT	R-So.	6-3	310	Providence Christian/Parker Conley/Iowa Western	Johannesburg, South Africa
53	Dawkins, Nick *	OL	R-Jr.	6-4	315	Parkland/Tim Moncman	Allentown, Pa.
54	Harvie, Ian	OL	R-Fr.	6-2	271	Spring-Ford/Chad Brubaker	Royersford, Pa.
55	Onoh, Chimdy	OL	Fr.	6-5	300	Dundalk/Thomas Abel	Baltimore, Md.
56	Mupoyi, Joseph	DE	Fr.	6-5	246	St. Thomas More (Conn.)/Ernest Anderson	Kinshasa, DR of the Congo
56	Nelson, JB *	OL	R-Jr.	6-5	334	Mount Lebanon/Bob Palko/Lackawanna College	Pittsburgh, Pa.
57	Traore, Ibrahim	OL	R-Jr.	6-5	312	Frederick Douglas Academy 1/Andrew Kell	Bronx, N.Y.
58	Artis, Kaleb	DT	R-Fr.	6-4	319	St. Francis Prep/Rich Carroll	Westbury, N.Y.
58	Tengwall, Landon **	OL	R-So.	6-6	317	Good Counsel/Andy Stefanelli	Annapolis, Md.
62	Powers, Liam	OL	Fr.	6-2	292	Central Bucks East/John Donnelly	Doylestown, Pa.
63	Birchmeier, Alex	OL	Fr.	6-5	304	Broad Run/Myron Curtis	Ashburn, Va.
64	Nourzad, Hunter *	OL	R-Sr.+	6-3	320	The Walker School/Matt Casper/Cornell	Marietta, Ga.
65	Fitzgerald, Jim	OL	R-Fr.	6-7	318	Archbishop Spalding/Kyle Schmitt	Severna Park, Md.
66	Shelton, Drew *	OL	So.	6-5	306	Downingtown West/Mike Milano	Downingtown, Pa.
67	Boehme, Henry	OL	Fr.	6-5	273	Mountain Brook/Chris Yeager	Birmingham, Ala.
68	Donkoh, Anthony	OL	Fr.	6-5	323	Lightridge/Bobby Eavenson	Aldie, Va.
70	Williams, J'ven	OL	Fr.	6-5	303	Wyomissing/Bob Wolfrum	Reading, Pa.
71	Ioane, Olaivavega	OL	R-Fr.	6-4	348	Graham-Kapowsin/Eric Kurle	Graham, Wash.
73	Wallace, Caedan ***	OL	R-Sr.	6-5	328	The Hun School/Todd Smith	Robbinsville, N.J.
74	Fashanu, Olumuyiwa **	OL	Jr.	6-6	317	Gonzaga College High School/Randy Trivers	Waldorf, Md.
75	Detisch, Matt	OL	R-Fr.	6-6	300	Mars Area/Scott Heinauer	Mars, Pa.
77	Wormley, Sal *	OL	R-Sr.	6-3	324	Smyrna (Del.)/Mike Judy	Newark, N.J.
78	Israel-Achumba, Golden	OL	R-Jr.	6-4	332	DeMatha Catholic/Bill McGregor	Bowie, Md.
79	Penn, Addison	OL	R-Jr.	6-2	304	Carroll/Riley Dodge/Duke	Southlake, Texas
80	Driver, Cristian	WR	R-Fr.	5-11	188	Liberty Christian/Jason Witten	Flower Mound, Texas
81	Mahlert, Jan	WR	R-So.	5-11	179	Christoph-Probst Gymnasium/Lukas Schmid	Deutschland, Germany
82	Black, Ethan	WR	Fr.	5-9	165	Conemaugh Township/Tony Penna	Davidsville, Pa.
83	Spencer, Jake	WR	R-Jr.	5-10	214	Haverford School/Michael Murphy/Colgate	Gladwyne, Pa.
84	Johnson, Theo ***	TE	Jr.	6-6	260	Holy Names Catholic/Rob McIntyre	Windsor, Ont.
86	Estrella, Jason	WR	R-So.	6-2	186	Liberty/John Truby	Bethlehem, Pa.
87	Rappleyea, Andrew	TE	Fr.	6-4	243	Milton Academy (Mass.)/Kevin MacDonald	Millbrook, N.Y.
88	Cross, Jerry	TE	R-Fr.	6-5	254	Rufus King/Thomas Wozniak	Milwaukee, Wis.
88	Siafa, Sam	DT	R-Fr.	6-4	277	Downingtown West/Mike Milano	Downingtown, Pa.
89	Furmanek, Finn	TE	Fr.	6-3	218	State College Area/Matt Lintal	State College, Pa.
91	Ellies, Dvon **	DT	R-Sr.	6-1	298	McDonogh School/Hakeem Sule	Burtonsville, Md.
91	Felkins, Alex	K	Sr.	6-3	200	Holland Hall/Tag Gross/Columbia University	Tulsa, Okla.
92	Vilbert, Smith *	DE	R-Sr.	6-6	278	St Joseph's Regional (N.J.)/Augie Hoffman	Monsey, N.Y.
93	Mears, Bobby	DE	Fr.	6-4	227	Malvern Prep/Dave Gueriera	West Chester, Pa.
93	Sahaydak, Sander	K	R-So.	6-0	177	Liberty/John Truby	Bethlehem, Pa.
94	Barker, Ryan	K/P	Fr.	6-2	209	Kennett/Lance Fraizer	Landenberg, Pa.
94	Wilson, Jake *	DE	R-Jr.	6-3	247	Nazareth Area/Tom Falzone	Nazareth, Pa.
95	Thompson, Riley	P	Sr.	6-1	209	Haileybury/-/Deakin/Florida Atlantic	Melbourne, Australia
96	Groh, Mitchell	P	R-So.	6-1	190	Dallastown Area/Ron Miller	Dallastown, Pa.
97	Bacchetta, Alex	P	R-Fr.	6-2	220	The Westminster Schools/Gerry Romberg	Atlanta, Ga.
99	Izzard, Coziah **	DT	Jr.	6-3	295	DeMatha Catholic/Bill McGregor	Columbia, Md.
99	Nwosu, Gabriel	P	R-So.	6-6	274	The Bullis School/Patrick Cilento	Derwood, Md.

* - Letters won

As of August 29, 2023

Note: As a result of eligibility not counting for the 2020 season, extra years of eligibility are marked on the back end of student-athletes' career (a "+" symbol will be added on the end of "Sr." to indicate the extra year of eligibility being used).

24 2023 PENN STATE FOOTBALL

ALPHABETICAL ROSTER (A-MA)

NO.	NAME	POS.	EL.	HT.	WT.	HIGH SCHOOL/COACH	HOMETOWN
15	Allar, Drew *	QB	So.	6-5	242	Medina/Larry Laird	Medina, Ohio
13	Allen, Kaytron *	RB	So.	5-11	222	IMG Academy (Fla.)/Pepper Johnson	Norfolk, Va.
58	Artis, Kaleb	DT	R-Fr.	6-4	319	St. Francis Prep/Rich Carroll	Westbury, N.Y.
97	Bacchetta, Alex	P	R-Fr.	6-2	220	The Westminster Schools/Gerry Romberg	Atlanta, Ga.
94	Barker, Ryan	K/P	Fr.	6-2	209	Kennett/Lance Fraizer	Landenberg, Pa.
51	Beamon, Hakeem **	DT	R-Sr.	6-3	290	Manchester/Tom Hall	Midlothian, Va
63	Birchmeier, Alex	OL	Fr.	6-5	304	Broad Run/Myron Curtis	Ashburn, Va
82	Black, Ethan	WR	Fr.	5-9	165	Conemaugh Township/Tony Penna	Davidsville, Pa.
39	Blanding, Ty	DT	Fr.	6-1	274	Christ the King/Jason Brown	Bronx, N.Y.
67	Boehme, Henry	OL	Fr.	6-5	273	Mountain Brook/Chris Yeager	Birmingham, Ala.
11	Carter, Abdul *	LB	So.	6-3	249	La Salle College High School/John Steinmetz	Philadelphia, Pa.
3	Cephas, Dante	WR	R-Sr.	6-0	193	Penn Hills/Jon LeDonne/Kent State	Pittsburgh, Pa.
49	Chizmar, Ben	LB	R-So.	6-0	233	Mars Area/Scott Heinauer	Gibsonia, Pa.
2	Clifford, Liam *	WR	R-So.	6-1	201	St. Xavier/Steve Specht	Maineville, Ohio
29	Collins, Audavion	CB	R-Fr.	5-11	172	Newton/Camiel Grant/Mississippi State	Covington, Ga.
88	Cross, Jerry	TE	R-Fr.	6-5	254	Rufus King/Thomas Wozniak	Milwaukee, Wis.
30	Davis, Amiel	RB	R-So.	6-0	208	Eastern Regional/John Doherty	Voorhees, N.J.
53	Dawkins, Nick *	OL	R-Jr.	6-4	315	Parkland/Tim Moncman	Allentown, Pa.
0	DeLuca, Dominic *	LB	R-So.	6-1	218	Wyoming Area/Randy Spencer	West Pittston, Pa.
33	Dennis-Sutton, Dani *	DE	So.	6-5	261	McDonogh School (Md.)/Hakeem Sule	Millsboro, Del.
75	Detisch, Matt	OL	R-Fr.	6-6	300	Mars Area/Scott Heinauer	Mars, Pa.
16	Dinkins, Khalil	TE	R-So.	6-4	245	North Allegheny/Art Walker	Wexford, Pa.
31	Dinkins, Kolin	CB	R-Fr.	6-2	194	North Allegheny/Art Walker	Wexford, Pa.
3	Dixon, Johnny **	CB	Sr.	6-0	196	Chamberlain/Jason Lane/South Carolina	Tampa, Fla.
68	Donkoh, Anthony	OL	Fr.	6-5	323	Lightridge/Bobby Eavenson	Aldie, Va.
80	Driver, Cristian	WR	R-Fr.	5-11	188	Liberty Christian/Jason Witten	Flower Mound, Texas
28	Durant, Zane *	DT	So.	6-1	285	Lake Nona/Anthony Paradiso	Lake Nona, Fla.
48	Duzansky, Tyler	SN	R-So.	6-4	215	St. Francis Prep/Bob McMillen	Glen Ellyn, Ill.
91	Ellies, Dvon **	DT	R-Sr.	6-1	298	McDonogh School/Hakeem Sule	Burtonsville, Md.
2	Ellis, Keaton ****	S	Sr.	5-11	190	State College Area/Matt Lintal	State College, Pa.
43	Elsdon, Tyler **	LB	Jr.	6-2	229	North Schuylkill/Wally Hall	Frackville, Pa.
86	Estrella, Jason	WR	R-So.	6-2	186	Liberty/John Truby	Bethlehem, Pa.
5	Evans, Omari *	WR	So.	6-0	189	Shoemaker/Toby Foreman	Killeen, Texas
74	Fashanu, Olumuyiwa **	OL	Jr.	6-6	317	Gonzaga College High School/Randy Trivers	Waldorf, Md.
91	Felkins, Alex	K	Sr.	6-3	200	Holland Hall/Tag Gross/Columbia University	Tulsa, Okla.
36	Fisher, Zuriah *	DE	R-Jr.	6-3	254	Aliquippa/ Mike Warfield	Aliquippa, Pa.
65	Fitzgerald, Jim	OL	R-Fr.	6-7	318	Archbishop Spalding/Kyle Schmitt	Severna Park, Md.
10	Flowers, Mehki	S	R-Fr.	6-0	190	Central Dauphin East/Lance Dean	Harrisburg, Pa.
50	Ford Jr., Alonzo	DT	Jr.	6-2	298	Varina/Marcus Lewis/Old Dominion	Richmond, Va.
89	Furmanek, Finn	TE	Fr.	6-3	218	State College Area/Matt Lintal	State College, Pa.
39	Green, Jashaun	S	R-Fr.	6-1	173	State College Area/Matt Lintal	State College, Pa.
96	Groh, Mitchell	P	R-So.	6-1	190	Dallastown Area/Ron Miller	Dallastown, Pa.
25	Hardy, Daequan ***	CB	R-Sr.	5-9	178	Penn Hills/Jon LeDonne	Pittsburgh, Pa.
54	Harvie, Ian	OL	R-Fr.	6-2	271	Spring-Ford/Chad Brubaker	Royersford, Pa.
30	Hlavac, George	CB	R-Jr.	5-11	175	Allentown Central Catholic/Tim McGorry	Orefield, Pa.
34	Holzworth, Tyler	RB	R-So.	6-0	218	Delaware Valley Regional/Keith Olsommer/Delaware Valley	Milford, N.J.
71	Ioane, Olaivavega	OL	R-Fr.	6-4	348	Graham-Kapowsin/Eric Kurlie	Graham, Wash.
20	Isaac, Adisa ***	DE	R-Sr.	6-4	249	Canarsie/Brian Ellis	Brooklyn, N.Y.
78	Israel-Achumba, Golden	OL	R-Jr.	6-4	332	DeMatha Catholic/Bill McGregor	Bowie, Md.
12	Ivey, Anthony	WR	R-Fr.	5-11	180	Manheim Township/Mark Evans	Lancaster, Pa.
99	Izzard, Coziah **	DT	Jr.	6-3	295	DeMatha Catholic/Bill McGregor	Columbia, Md.
23	Jacobs, Curtis ***	LB	Jr.	6-1	235	McDonogh School/Hakeem Sule	Glen Burnie, Md.
84	Johnson, Theo ***	TE	Jr.	6-6	260	Holy Names Catholic/Rob McIntyre	Windsor, Ont.
8	Johnson, Tyler	WR	R-Fr.	6-0	183	Magna Vista/ Joe Favero	Martinsville, Va.
25	Kency, DK	RB	Fr.	5-7	175	Archbishop Shaw/Hank Tierney	Marrero, La.
48	Keys, Kaveion	LB	Fr.	6-2	225	Varina/Marcus Lewis	Richmond, Va.
17	Kiesewetter, Karson	QB	Fr.	5-10	187	Bishop Guilfoyle/Justin Wheeler	Altoona, Pa.
4	King, Kalen **	CB	Jr.	5-11	190	Cass Tech/Thomas Wilcher	Detroit, Mich.
41	King, Kobe *	LB	R-So.	6-1	242	Cass Tech/Thomas Wilcher	Detroit, Mich.
19	Lambert, Jack	QB	Fr.	6-3	201	Topsail/Jack Teachey	Hampstead, N.C.
1	Lambert-Smith, KeAndre ***	WR	Jr.	6-1	185	Maury/Dyrrri McCain	Norfolk, Va.
19	Lyons, Jameial	DE	Fr.	6-5	246	Roman Catholic/Rick Prete	Philadelphia, Pa.
9	Mack, King	S	Fr.	5-10	188	St. Thomas Aquinas/Roger Harriott	Miami, Fla.
81	Mahlert, Jan	WR	R-So.	5-11	179	Christoph-Probst Gymnasium/Lukas Schmid	Deutschland, Germany

ALPHABETICAL ROSTER (MC-Y)

NO.	NAME	POS.	EL.	HT.	WT.	HIGH SCHOOL/COACH	HOMETOWN
11	McClain, Malik	WR	Jr.	6-4	206	IMG Academy (Fla.)/Bobby Acosta/Florida State	Daphne, Ala.
93	Mears, Bobby	DE	Fr.	6-4	227	Malvern Prep/Dave Gueriera	West Chester, Pa.
4	Meiga, Malick *	WR	Jr.	6-4	203	Cegep du Vieux/Renaldo Sagesse	Saint Jerome, Que.
5	Miller, Cam *	CB	So.	6-0	183	Trinity Christian Academy/Verlon Dorminey	Fernandina Beach, Fla.
14	Mills, Tyrece	S	R-Jr.	6-1	198	Northeast/Troy Gore/Lackawanna College	Philadelphia, Pa.
24	Montgomery, London	RB	Fr.	5-10	185	Scranton Prep/Terry Gallagher	Scranton, Pa.
56	Mupoyi, Joseph	DE	Fr.	6-5	246	St. Thomas More (Conn.)/Ernest Anderson	Kinshasa, DR of the Congo
8	Nelson, DaKaari	S	Fr.	6-3	220	Selma/Willie Gandy	Livingston, Ala.
56	Nelson, JB *	OL	R-Jr.	6-5	334	Mount Lebanon/Bob Palko/Lackawanna College	Pittsburgh, Pa.
64	Nourzad, Hunter *	OL	R-Sr.+	6-3	320	The Walker School/Matt Casper/Cornell	Marietta, Ga.
99	Nwosu, Gabriel	P	R-So.	6-6	274	The Bullis School/Patrick Cilento	Derwood, Md.
55	Onoh, Chimdy	OL	Fr.	6-5	300	Dundalk/Thomas Abel	Baltimore, Md.
47	Palko, Joey	DE	Fr.	6-2	231	Pottsville Area/Tom McGeoy	Pottsville, Pa.
47	Patton, Will	SN	R-Fr.	6-4	224	Shenango/James Graham	New Castle, Pa.
27	Payne Jr., Lamont	CB	Fr.	6-0	188	Chartiers Valley/Aaron Fitzpatrick	Carnegie, Pa.
79	Penn, Addison	OL	R-Jr.	6-2	304	Carroll/Riley Dodge/Duke	Southlake, Texas
23	Potts, Trey	RB	R-Sr.	5-9	215	Williamsport/Chuck Crews/Minnesota	Williamsport, Pa.
62	Powers, Liam	OL	Fr.	6-2	292	Central Bucks East/John Donnelly	Doylestown, Pa.
9	Pribula, Beau	QB	R-Fr.	6-2	203	Central York/Gerry Yonchiuk	York, Pa.
45	Pryts, Jackson	LB	R-Fr.	6-3	204	Hickory/William Dungee	Hermitage, Pa.
87	Rappleeye, Andrew	TE	Fr.	6-4	243	Milton Academy (Mass.)/Kevin MacDonald	Millbrook, N.Y.
1	Reed, Jaylen **	S	Jr.	6-0	205	Martin Luther King Jr./Tyrone Spencer	Detroit, Mich.
44	Robinson, Chop *	DE	Jr.	6-3	254	Quince Orchard/John Kelley/Maryland	Gaithersburg, Md.
42	Robinson, Mason	DE	Fr.	6-3	243	McDonogh School/Hakeem Sule	Randallstown, Md.
24	Robinson, Ta'Mere	LB	Fr.	6-3	222	Brashear/Andrew Moore	Pittsburgh, Pa.
13	Rojas, Tony	LB	Fr.	6-2	225	Fairfax/Trey Taylor	Fairfax, Va.
52	Rulli, Dominic	OL	R-Fr.	6-3	287	The Taft School (Conn.)/Tyler Whitley	Burlington, Ky.
93	Sahaydak, Sander	K	R-So.	6-0	177	Liberty/John Truby	Bethlehem, Pa.
7	Saunders, Kaden	WR	R-Fr.	5-10	175	Westerville South/Matthew Christ	Columbus, Ohio
18	Schlaffer, Joey	TE	Fr.	6-5	226	Exeter Township/Matt Bauer	Reading, Pa.
66	Shelton, Drew *	OL	So.	6-5	306	Downingtown West/Mike Milano	Downingtown, Pa.
88	Siafa, Sam	DT	R-Fr.	6-4	277	Downingtown West/Mike Milano	Downingtown, Pa.
10	Singleton, Nicholas *	RB	So.	6-0	222	Governor Mifflin/Jeff Lang	Shillington, Pa.
38	Smith, Tank	RB	R-Sr.	5-7	229	Penn Hills/Jon LeDonne/Saint Francis (Pa.)	Pittsburgh, Pa.
14	Smolik, Jaxon	QB	Fr.	6-1	197	Dowling Catholic/Tom Wilson	Van Meter, Iowa
35	Sokach-Minnick, Blaise	SN	R-Fr.	6-3	214	Wyoming Area/Randy Spencer	West Pittston, Pa.
83	Spencer, Jake	WR	R-Jr.	5-10	214	Haverford School/Michael Murphy/Colgate	Gladwyne, Pa.
17	Stahl, Mason	WR	R-Jr.	6-0	202	Baldwin/Loran Cooley	Pittsburgh, Pa.
21	Taylor, Carmelo	WR	Fr.	5-11	169	Patrick Henry/Alan Fiddler	Roanoke, Va.
58	Tengwall, Landon **	OL	R-So.	6-6	317	Good Counsel/Andy Stefanelli	Annapolis, Md.
95	Thompson, Riley	P	Sr.	6-1	209	Haileybury/-/Deakin/Florida Atlantic	Melbourne, Australia
18	Townley Jr., Davon	DT	R-So.	6-6	277	North Community/Charles Adams	Minneapolis, Minn.
12	Tracy, Zion	CB	Fr.	5-11	180	St. Thomas More (Conn.)/Ernest Anderson	Hempstead, N.Y.
57	Traore, Ibrahim	OL	R-Jr.	6-5	312	Frederick Douglas Academy 1/Andrew Kell	Bronx, N.Y.
35	Tutty, Jace	CB	R-So.	5-11	216	Stroudsburg/Jim Miller	Stroudsburg, Pa.
52	van den Berg, Jordan *	DT	R-So.	6-3	310	Providence Christian/Parker Conley/Iowa Western	Johannesburg, South Africa
15	Vanover, Amin *	DE	Jr.	6-4	268	St. Joseph's/Augie Hoffman	Newark, N.J.
92	Vilbert, Smith *	DE	R-Sr.	6-6	278	St Joseph's Regional (N.J.)/Augie Hoffman	Monsey, N.Y.
73	Wallace, Caedan ***	OL	R-Sr.	6-5	328	The Hun School/Todd Smith	Robbinsville, N.J.
26	Wallace, Cam	RB	Fr.	5-9	191	Montgomery County/Don Vandygriff	Mount Vernon, Ga.
6	Wallace III, Harrison *	WR	R-So.	6-1	194	Pike Road/Patrick Browning	Montgomery, Ala.
44	Warren, Tyler **	TE	Jr.	6-6	257	Atlee/Matt Gray	Mechanicsville, Va.
16	Washington II, Elliot	CB	Fr.	5-11	192	Venice/John Peacock	Venice, Fla.
6	Wheatley, Zakee *	S	R-So.	6-2	198	Archbishop Spalding/Kyle Schmitt	Crofton, Md.
70	Williams, J'ven	OL	Fr.	6-5	303	Wyomissing/Bob Wolfrum	Reading, Pa.
40	Williams, Patrick	S	R-Fr.	6-0	198	Eagle Academy 2/Kyron Jones	Brooklyn, N.Y.
94	Wilson, Jake *	DE	R-Jr.	6-3	247	Nazareth Area/Tom Falzone	Nazareth, Pa.
21	Winston Jr., Kevin *	S	So.	6-2	203	DeMatha Catholic/Bill McGregor	Columbia, Md.
77	Wormley, Sal *	OL	R-Sr.	6-3	324	Smyrna (Del.)/Mike Judy	Newark, N.J.
32	Wylie, Keon	LB	R-Fr.	6-2	218	Imhotep Charter/Devon Johnson	Philadelphia, Pa.
38	Yates, Winston	LB	Fr.	6-2	205	Paul VI/Steve Scuderi	Moorestown, N.J.

* - Letters won

As of August 29, 2023

Note: As a result of eligibility not counting for the 2020 season, extra years of eligibility are marked on the back end of student-athletes' career (a "+" symbol will be added on the end of "Sr." to indicate the extra year of eligibility being used).

RECORD WATCH

RUSHING

CAREER RUSHING YARDAGE			
1.	3,932	Evan Royster	2007-10
2.	3,843	Saquon Barkley	2015-17
3.	3,398	Curt Warner	1979-82
4.	3,320	Tony Hunt	2003-06
5.	3,301	Blair Thomas	1985-87, 89
6.	3,256	Curtis Enis	1995-97
7.	3,227	D.J. Dozier	1983-86
8.	2,953	Larry Johnson	1999-02
9.	2,934	Lydell Mitchell	1969-71
10.	2,829	Ki-Jana Carter	1992-94
11.	2,818	Matt Suhey	1976-79
12.	2,639	John Cappelletti	1972-73
13.	2,518	Eric McCoo	1998-01
14.	2,380	Lenny Moore	1953-55
15.	2,236	Charlie Pittman	1967-69
16.	2,108	Zach Zwinak	2011-14
17.	2,072	Booker Moore	1977-80
18.	2,042	Jon Williams	1980-83
19.	2,002	Franco Harris	1969-71
20.	1,756	Richie Anderson	1989-92
40.	1,131	Nicholas Singleton	2022-pres.
--	918	Kaytron Allen	2022-pres.

SEASON RUSHING YARDAGE			
1.	2,087	Larry Johnson	2002
2.	1,567	Lydell Mitchell	1971
3.	1,539	Ki-Jana Carter	1994
4.	1,522	John Cappelletti	1973
5.	1,496	Saquon Barkley	2016
6.	1,414	Blair Thomas	1987
7.	1,386	Tony Hunt	2006
8.	1,363	Curtis Enis	1997
9.	1,341	Blair Thomas	1989
10.	1,329	Rodney Kinlaw	2007
11.	1,274	Miles Sanders	2018
12.	1,271	Saquon Barkley	2017
13.	1,241	Silas Redd	2011
14.	1,236	Evan Royster	2008
15.	1,210	Curtis Enis	1996
16.	1,169	Evan Royster	2009
17.	1,117	John Cappelletti	1972
18.	1,082	Lenny Moore	1954
19.	1,076	Saquon Barkley	2015
20.	1,061	Nicholas Singleton	2022

GAME RUSHING YARDAGE			
1.	327	Larry Johnson at Indiana	2002
2.	279	Larry Johnson vs. Illinois	2002
	279	Larry Johnson vs. Michigan State	2002
4.	257	Larry Johnson vs. Northwestern	2002
5.	256	Curt Warner at Syracuse	1981
6.	250	Shorty Miller vs. Carnegie Tech	1913
7.	243	Bob Pollard at Rutgers	1951
8.	241	Curtis Enis vs. USC	1996
9.	239	Bob Campbell vs. Syracuse	1968
10.	238	Curt Warner at Nebraska	1981
11.	227	Ki-Jana Carter vs. Michigan State	1994
12.	225	Matt Suhey vs. Army	1979
13.	220	John Cappelletti vs. NC State	1973
14.	214	Blair Thomas vs. Notre Dame	1987
15.	211	Lydell Mitchell at Iowa	1971
	211	Curtis Enis vs. Ohio State	1997
	211	Eric McCoo vs. Ohio State	1999
	211	Saquon Barkley at Iowa	2017
19.	210	Ki-Jana Carter at Minnesota	1994
20.	209	Lydell Mitchell vs. Maryland	1971
21.	208	Shelly Hammonds at Boston College	1990
22.	207	Saquon Barkley at Purdue	2016
23.	206	Eric McCoo vs. Michigan State	1998
24.	204	John Cappelletti vs. Ohio	1973
25.	202	John Cappelletti at Maryland	1973
	202	Saquon Barkley vs. Maryland	2016
	202	Journey Brown vs. Memphis	2019
28.	201	Bill Belton vs. Illinois	2013
29.	200	Miles Sanders at Illinois	2018

LONGEST RUNS			
1.	92*	Blair Thomas vs. Syracuse	1986
	92	Bill Belton at Indiana	2014
	92	Saquon Barkley vs. Washington	2017
4.	90	Bill Suter at Navy	1894
5.	87	Bob Campbell vs. Syracuse	1968
	87	Nicholas Singleton vs. Utah	2022
7.	86	Bob Riggle at West Virginia	1964
	85	Journey Brown vs. Pitt	2019
9.	84	Chafie Fields vs. Texas	1996
	84	Larry Johnson vs. Illinois	2002

*non-scoring play

SEASON RUSHING TOUCHDOWNS			
1.	26	Lydell Mitchell	1971
2.	23	Ki-Jana Carter	1994
3.	20	Larry Johnson	2002
4.	19	Curtis Enis	1997
5.	18	Richie Anderson	1992
	18	Saquon Barkley	2016
	18	Saquon Barkley	2017
8.	17	John Cappelletti	1973
9.	14	Charlie Pittman	1968
10.	13	Bill McCleary	1907
	13	Harry Robb	1917
	13	Curtis Enis	1996
13.	12	John Cappelletti	1972
	12	Evan Royster	2008
	12	Zach Zwinak	2013
	12	Trace McSorley	2018
	12	Journey Brown	2019
	12	Nicholas Singleton	2022
19.	11	Lenny Moore	1954
	11	Blair Thomas	1987
	11	Michael Robinson	2005
	11	Tony Hunt	2016
	11	Trace McSorley	2017

SEASON RUSHING AVERAGE (Min. 100 attempts)			
1.	8.40	Blair Thomas	1986
2.	7.96	Lenny Moore	1954
3.	7.77	Ki-Jana Carter	1994
4.	7.70	Larry Johnson	2002
5.	6.90	Journey Brown	2019
6.	6.62	Ki-Jana Carter	1994
8.	6.47	Eric McCoo	1998
	6.47	Evan Royster	2008
9.	6.32	Nicholas Singleton	2022
10.	6.17	Lydell Mitchell	1971

CAREER 100-YARD RUSHING GAMES			
1.	18	Curt Warner	1979-82
2.	17	Blair Thomas	1985-87, 89
	17	Ki-Jana Carter	1992-94
	17	Curtis Enis	1995-97
5.	15	Lydell Mitchell	1969-71
	15	Tony Hunt	2003-06
	15	Evan Royster	2007-10
	15	Saquon Barkley	2015-17
9.	13	John Cappelletti	1972-73
10.	12	Lenny Moore	1953-55
11.	11	D.J. Dozier	1983-86
	11	Zack Zwinak	2011-14
13.	10	Charlie Pittman	1967-69
14.	9	Eric McCoo	1998-01
15.	8	Matt Suhey	1976-79
	8	Richie Anderson	1989-92
	8	Larry Johnson	1999-02
--	4	Nicholas Singleton	2022-pres.
--	2	Kaytron Allen	2022-pres.

SEASON 100-YARD RUSHING GAMES			
1.	10	Ki-Jana Carter	1994
2.	9	Lydell Mitchell	1971
	9	Blair Thomas	1989
4.	8	John Cappelletti	1973
	8	Curtis Enis	1997
	8	Larry Johnson	2002
	8	Tony Hunt	2006
8.	7	Lenny Moore	1954
	7	Curt Warner	1981
	7	Blair Thomas	1987
	7	Ki-Jana Carter	1993

GAME RUSHING YARDS BY A QUARTERBACK			
1.	250	Eugene "Shorty" Miller	Carnegie Tech, 1913
2.	175	Trace McSorley	Ohio State, 2018
3.	156	Chuck Peters	Syracuse, 1938
4.	138	Zack Mills	Ohio State, 2001
5.	125	Michael Robinson	Wisconsin, 2005
6.	122	Steve Rollins	Syracuse, 1938
7.	119	Sean Clifford	Indiana, 2020
8.	113	Tony Sacca	Pittsburgh, 1990
	113	Tommy Stevens	Maryland, 2017
10.	112	Michael Robinson	Minnesota, 2005

SEASON RUSHING YARDS BY A QUARTERBACK			
1.	806	Michael Robinson	2005
2.	798	Trace McSorley	2018
3.	491	Trace McSorley	2017
4.	402	Sean Clifford	2019
5.	396	Michael Robinson	2003
6.	365	Trace McSorley	2016
7.	346	John Hufnagel	1971
8.	335	Sean Clifford	2020
9.	325	Richie Lucas	1959
10.	315	Rashard Casey	2000
11.	290	Rashard Casey	1999
12.	284	Dick Hoak	1960
13.	282	Daryll Clark	2008
14.	263	Michael Robinson	2002
15.	260	Will Lewis	2020
16.	255	Pete Liske	1962
17.	234	Richie Lucas	1958
18.	213	Will Lewis	2019
19.	211	Daryll Clark	2009
20.	201	Zack Mills	2002

SEASON RUSHING TOUCHDOWNS BY A QUARTERBACK			
1.	12	Trace McSorley	2018
2.	11	Michael Robinson	2005
	11	Trace McSorley	2017
4.	10	Daryll Clark	2008
5.	7	Daryll Clark	2009
	7	Trace McSorley	2016
7.	6	Richie Lucas	1958
	6	Richie Lucas	1959
	6	John Hufnagel	1972
	6	Michael Robinson	2002
11.	5	Tom Sherman	1966
	5	Todd Blackledge	1981
	5	Doug Strang	1983
	5	Rashard Casey	1999
	5	Rashard Casey	2000
	5	Matt McGloin	2012
	5	Sean Clifford	2019
	5	Sean Clifford	2022

PASSING

CAREER PASSING YARDAGE			
1.	10,661	Sean Clifford	2018-22
2.	9,899	Trace McSorley	2015-18
3.	8,457	Christian Hackenberg	2013-15
4.	7,212	Zack Mills	2001-04
5.	6,390	Matt McGloin	2009-12
6.	5,869	Tony Sacca	1988-91
7.	5,742	Daryll Clark	2006-09
8.	5,382	Chuck Fusina	1975-78
9.	5,304	Kerry Collins	1991-94
10.	5,275	Anthony Morelli	2004-07

SEASON PASSING YARDAGE			
1.	3,614	Trace McSorley	2016
2.	3,570	Trace McSorley	2017
3.	3,271	Matt McGloin	2012
4.	3,107	Sean Clifford	2021
5.	3,003	Daryll Clark	2009
6.	2,977	Christian Hackenberg	2014
7.	2,955	Christian Hackenberg	2013
8.	2,679	Kerry Collins	1994
9.	2,654	Sean Clifford	2019
10.	2,651	Anthony Morelli	2007

GAME PASSING YARDAGE			
1.	454	Christian Hackenberg vs. UCF	2014
2.	401	Sean Clifford vs. Villanova	2021
3.	399	Zack Mills vs. Iowa	2002
4.	398	Sean Clifford at Maryland	2019
5.	395	Matt McGloin vs. Indiana	2012
6.	384	Trace McSorley vs. Wisconsin	2016
7.	381	Trace McSorley at Michigan St.	2017
8.	379	Michael Robinson vs. Wisconsin	2003
9.	376	Trace McSorley vs. Michigan St.	2016
10.	371	C. Hackenberg vs. Boston Coll.	2014
	371	Sean Clifford vs. Ohio State	2022
12.	366	Mike McQueary vs. Pittsburgh	1997
13.	363	Sean Clifford at Maryland	2021
14.	361	Sean Clifford at Ohio State	2021
15.	358	Todd Blackledge at Miami (Fla.)	1981
16.	353	Daryll Clark vs. Akron	2009
17.	352	Kerry Collins at Michigan State	1993
18.	342	Trace McSorley vs. Washington	2017
19.	341	Daryll Clark vs. Michigan State	2008
20.	340	Christian Hackenberg at Indiana	2013
	340	Sean Clifford at Minnesota	2019
	340	Sean Clifford at Maryland	2020

LONGEST PASS PLAYS			
1.	95	Sean Clifford to Daniel George	vs. Kent St., 2018
2.	93	Trace McSorley to KJ Hamler	vs. Ohio State, 2018
3.	92	Bill Hess to Bob Higgins	at Pittsburgh, 1919
4.	88	Sean Clifford to KeAndre Lambert-Smith	vs. Utah, 2022
5.	86	Steve Joachim to Jim Scott	at Navy, 1971
	86	Sean Clifford to Jahan Dotson	at Maryland, 2021
7.	85	Trace McSorley to Saquon Barkley	vs. Georgia State, 2017
8.	83	Sean Clifford to KeAndre Lambert-Smith	vs. Villanova, 2021
9.	82	Matt Knizner at Eric Hamilton	vs. Pittsburgh, 1986
	82	Kerry Collins to Freddie Scott	vs. Rutgers, 1994
11.	80	Tom Sherman to Paul Johnson	at Maryland, 1967
	80	Doug Strang to Dean DiMidio	vs. Alabama, 1983
	80	Pat Devlin to Stephfon Green	vs. Michigan, 2008
	80	Rob Bolden to Derek Moyer	vs. Illinois, 2010
	80	Trace McSorley to Irvin Charles	vs. Minnesota, 2016
16.	79	Lance Longeran to John Greene	vs. Maryland, 1988
	79	Kevin Thompson to Chafie Fields	vs. Villanova, 1999
	79	Daryll Clark to Chaz Powell	vs. Iowa, 2009
	79	Christian Hackenberg to Geno Lewis	vs. UCF, 2014
20.	78	Kevin Thompson to Chafie Fields	at Purdue, 1999
21.	76	Chuck Burkhardt to Tom Cherry	at UCLA, 1968
	76	John Hufnagel to Jimmy Scott	at Boston Coll., 1972
	76	Tom Sherman to Chuck Herd	vs. West Virginia, 1973
24.	75*	John Andress to Dick Barvinchak	at Iowa, 1975
	75	Tom Bill to David Daniels	vs. Temple, 1989
	75	Sean Clifford to Jahan Dotson	vs. Illinois, 2020

*non-scoring play

GAME TD PASSES			
1.	5	Tony Sacca vs. Georgia Tech	1991
	5	Rashard Casey vs. La. Tech	2000
3.	4	27 times, Last:	
		Sean Clifford vs. Michigan St.	2022

SEASON TOUCHDOWN PASSES			
1.	29	Trace McSorley	2016
2.	28	Trace McSorley	2017
3.	24	Daryll Clark	2009
	24	Matt McGloin	2012
	24	Sean Clifford	2022
6.	23	Sean Clifford	2019
7.	22	Todd Blackledge	1982
8.	21	Tony Sacca	1991
	21	Kerry Collins	1994
	21	Sean Clifford	2021
11.	20	Christian Hackenberg	2013
12.	19	Doug Strang	1983
	19	Anthony Morelli	2007
	19	Daryll Clark	2008
15.	18	Wally Richardson	1995
	18	Trace McSorley	2018
17.	17	Mike McQueary	1997
	17	Zack Mills	2002
	17	Michael Robinson	2005
20.	16	Christian Hackenberg	2015
	16	Sean Clifford	2020

RECORD WATCH

CAREER TOUCHDOWN PASSES

1.	86	Sean Clifford	2018-22
2.	77	Trace McSorley	2015-18
3.	48	Christian Hackenberg	2013-15
4.	46	Matt McGloin	2009-12
5.	43	Daryll Clark	2006-09
6.	41	Todd Blackledge	1980-82
	41	Tony Sacca	1988-91
	41	Zack Mills	2001-04
9.	39	Kerry Collins	1991-94
10.	37	Chuck Fusina	1975-78

GAME COMPLETIONS

1.	35	Matt McGloin vs. Northwestern	2012
	35	Sean Clifford at Ohio State	2022
3.	34	Christian Hackenberg vs. BC	2014
4.	33	Wally Richardson vs. Wisconsin	1995
5.	32	Christian Hackenberg vs. UCF	2014
	32	Trace McSorley vs. Washington	2017
	32	Sean Clifford vs. Ohio State	2022
8.	31	Christian Hackenberg vs. Ohio State	2014
	31	Trace McSorley at Iowa	2017
10.	30	Christian Hackenberg at Indiana	2013

SEASON COMPLETIONS

1.	284	Trace McSorley	2017
2.	270	Matt McGloin	2012
	270	Christian Hackenberg	2014
4.	261	Sean Clifford	2021
5.	234	Anthony Morelli	2007
6.	232	Daryll Clark	2009
7.	231	Christian Hackenberg	2013
8.	226	Sean Clifford	2022
9.	224	Trace McSorley	2016
10.	208	Anthony Morelli	2006
11.	193	Wally Richardson	1995
12.	192	Daryll Clark	2008
	192	Christian Hackenberg	2015
	192	Trace McSorley	2018
15.	189	Sean Clifford	2019

CAREER COMPLETIONS

1.	833	Sean Clifford	2018-22
2.	720	Trace McSorley	2015-18
3.	693	Christian Hackenberg	2013-15
4.	606	Zack Mills	2001-04
5.	513	Matt McGloin	2009-12
6.	460	Anthony Morelli	2004-07
7.	444	Daryll Clark	2006-09
8.	401	Tony Sacca	1988-91
9.	378	Wally Richardson	1992, 94-96
10.	371	Chuck Fusina	1975-78

GAME PASSING ATTEMPTS

1.	57	Sean Clifford vs. Maryland	2020
2.	55	Christian Hackenberg at Indiana	2013
3.	54	Kerry Collins at BYU	1992
4.	52	Sean Clifford at Ohio State	2021
5.	51	Rashard Casey vs. Iowa	2000
	51	Matt McGloin vs. Northwestern	2012
7.	50	Christian Hackenberg vs. BC	2014
8.	49	Zack Mills vs. Purdue	2004
	49	Christian Hackenberg vs. Ohio State	2014
10.	48	Wally Richardson vs. Wisconsin	1995
	48	Matt McGloin vs. Ohio	2012
	48	Trace McSorley at Iowa	2017

SEASON PASSING ATTEMPTS

1.	484	Christian Hackenberg	2014
2.	446	Matt McGloin	2012
3.	429	Sean Clifford	2021
4.	427	Trace McSorley	2017
5.	402	Anthony Morelli	2007
6.	392	Christian Hackenberg	2013
7.	387	Trace McSorley	2016
8.	386	Anthony Morelli	2006
9.	381	Daryll Clark	2009
10.	361	Trace McSorley	2018
11.	359	Christian Hackenberg	2015
12.	351	Sean Clifford	2022
13.	335	Wally Richardson	1995
14.	333	Zack Mills	2002
15.	321	Daryll Clark	2008

CAREER PASSING ATTEMPTS

1.	1,356	Sean Clifford	2018-22
2.	1,235	Christian Hackenberg	2013-15
3.	1,215	Trace McSorley	2015-18
4.	1,082	Zack Mills	2001-04
5.	894	Matt McGloin	2009-12
6.	824	Tony Sacca	1988-91
7.	821	Anthony Morelli	2004-07
8.	738	Daryll Clark	2006-09
9.	692	Wally Richardson	1992, 94-96
10.	664	Chuck Fusina	1975-78
11.	658	Todd Blackledge	1980-82
12.	657	Kerry Collins	1991-94
13.	547	John Shaffer	1983-86
14.	505	Michael Robinson	2002-05
15.	495	Kevin Thompson	1996-99

SEASON COMPLETION PCT.

(Min. 100 attempts)

1.	.667 (176-264)	Kerry Collins	1994
2.	.665 (224-387)	Trace McSorley	2017
3.	.644 (226-351)	Sean Clifford	2022
4.	.632 (86-136)	John Hufnagel	1971
5.	.609 (192-321)	Daryll Clark	2009
6.	.608 (261-429)	Sean Clifford	2021
7.	.606 (152-251)	Sean Clifford	2020
8.	.605 (270-446)	Matt McGloin	2012
9.	.598 (192-321)	Daryll Clark	2008
10.	.593 (192-361)	Trace McSorley	2018
11.	.592 (189-319)	Sean Clifford	2019
12.	.589 (231-392)	C. Hackenberg	2013
13.	.582 (234-402)	Anthony Morelli	2007
14.	.580 (112-193)	Rob Bolden	2010
15.	.579 (224-387)	Trace McSorley	2016
16.	.579 (169-292)	Tony Sacca	1991
17.	.578 (155-268)	Zack Mills	2004
18.	.577 (142-246)	Chuck Fusina	1977
19.	.576 (193-335)	Wally Richardson	1995
20.	.573 (146-255)	Mike McQueary	1997

CAREER COMPLETION PCT.

(Min. 200 attempts)

1.	.614 (833-1356)	Sean Clifford	2018-22
2.	.602 (444-738)	Daryll Clark	2006-09
3.	.593 (720-1215)	Trace McSorley	2015-18
4.	.574 (513-894)	Matt McGloin	2009-12
5.	.563 (370-657)	Kerry Collins	1991-94
6.	.561 (693-1235)	C. Hackenberg	2013-14
7.	.560 (606-1082)	Zack Mills	2001-04
8.	.560 (460-821)	Anthony Morelli	2004-07
9.	.559 (371-664)	Chuck Fusina	1975-78
10.	.557 (171-307)	Mike McQueary	1995-97

SEASON YARDS PER ATTEMPT

(Min. 100 attempts)

1.	10.1	Kerry Collins	1994
2.	9.4	John Hufnagel	1972
3.	9.3	Trace McSorley	2016
4.	9.0	Chuck Fusina	1977
5.	8.7	John Hufnagel	1971
	8.7	Mike McQueary	1997
7.	8.5	Tom Shuman	1973
	8.5	Tony Sacca	1991
9.	8.4	Trace McSorley	2017
10.	8.3	Sean Clifford	2019

CAREER YARDS PER ATTEMPT

(Min. 200 attempts)

1.	8.9	Mike McQueary	1995-97
2.	8.7	John Hufnagel	1970-72
3.	8.1	Chuck Fusina	1975-78
	8.1	Kerry Collins	1991-94
	8.1	Trace McSorley	2015-18
6.	7.9	Tom Shuman	1972-74
	7.9	Sean Clifford	2018-22
8.	7.8	Daryll Clark	2005-09
9.	7.5	Tom Sherman	1965-67
	7.5	Kevin Thompson	1996-98

SEASON YARDS PER COMPLETION

(Min. 100 attempts)

1.	17.7	John Hufnagel	1972
2.	16.6	Tom Shuman	1973
3.	16.1	Trace McSorley	2016
4.	15.6	Chuck Fusina	1977
5.	15.5	Tom Sherman	1967
6.	15.3	Tony Sacca	1990
7.	15.2	Kerry Collins	1994
	15.2	Tony Sacca	1988
9.	15.1	Mike McQueary	1997
10.	15.0	Todd Blackledge	1981

CAREER YARDS PER COMPLETION

(Min. 200 attempts)

1.	16.0	Mike McQueary	1995-97
2.	15.9	Tom Sherman	1965-67
3.	15.8	John Hufnagel	1970-72
4.	15.4	Tom Shuman	1972-74
5.	14.7	Doug Strang	1981-84
6.	14.6	Tony Sacca	1988-91
7.	14.5	Chuck Fusina	1975-78
8.	14.3	Kerry Collins	1991-94
9.	14.2	Michael Robinson	2002-05
10.	14.2	Tom Bill	1987-90

SEASON TOUCHDOWN PASS PCT.

(Min. 100 attempts)

1.	8.08	Tom Shuman	1973
2.	7.95	Kerry Collins	1994
3.	7.85	Kevin Thompson	1999
4.	7.53	Todd Blackledge	1982
5.	7.49	Trace McSorley	2016
6.	7.41	Pete Liske	1962
7.	7.35	John Hufnagel	1971
8.	7.34	Doug Strang	1983
9.	7.21	Sean Clifford	2019
10.	7.19	Tony Sacca	1991

CAREER TOUCHDOWN PASS PCT.

1.	9.14	Elwood Petchel	1946-48
2.	7.67	Tom Shuman	1972-74
3.	7.17	Mike McQueary	1994-97
4.	6.76	Galen Hall	1959-61
	6.76	Pete Liske	1961-63
6.	6.48	John Sacca	1992-93
7.	6.37	John Hufnagel	1970-72
8.	6.34	Sean Clifford	2018-22
9.	6.33	Trace McSorley	2015-18
10.	6.23	Todd Blackledge	1980-82

SEASON PASSING EFFICIENCY

(Min. 100 attempts)

1.	172.9	Kerry Collins	1994
2.	156.9	Trace McSorley	2016
3.	153.7	Trace McSorley	2017
4.	151.8	John Hufnagel	1971
5.	150.5	Sean Clifford	2022
6.	149.8	Tony Sacca	1991
7.	148.5	Sean Clifford	2019
8.	148.0	John Hufnagel	1972
9.	146.4	Chuck Fusina	1977
10.	145.0	Mike McQueary	1997

CAREER PASSING EFFICIENCY

(Min. 200 attempts)

1.	145.6	Mike McQueary	1994-97
2.	144.5	Trace McSorley	2015-18
3.	143.8	Sean Clifford	2018-22
4.	140.8	John Hufnagel	1970-72
5.	140.4	Daryll Clark	2006-09
6.	137.3	Kerry Collins	1991-94
7.	132.7	Chuck Fusina	1975-78
8.	128.3	Matt McGloin	2009-12
9.	128.0	Tom Shuman	1972-74
10.	127.7	Pete Liske	1961-63

SEASON INTERCEPTION PCT.

1.	1.12	Matt McGloin	2012
2.	1.46	Kerry Collins	1992
3.	1.67	Christian Hackenberg	2015
4.	1.71	Tony Sacca	1991
5.	1.79	Wally Richardson	1995
6.	1.86	Daryll Clark	2008
7.	1.94	John Sacca	1992
	1.94	Trace McSorley	2018
9.	1.96	John Shaffer	1986
10.	1.99	Sean Clifford	2022

CAREER INTERCEPTION PCT.

1.	2.02	Wally Richardson	1992, 94-96
2.	2.06	Trace McSorley	2015-18
3.	2.10	Matt McGloin	2009-12
4.	2.14	Anthony Morelli	2004-07
5.	2.17	Daryll Clark	2006-09
6.	2.29	Sean Clifford	2018-22
7.	2.31	John Sacca	1992-93
	2.31	Anthony Morelli	2004-07
9.	2.51	Christian Hackenberg	2013-15
10.	2.82	Pete Liske	1961-63

CAREER WINNING PERCENTAGE

AS A STARTING QB

(minimum 10 starts)

1.	1.000	22-0-0	Chuck Burkhart	1968-69
2.	.962	25-1-0	John Shaffer	1984-86
3.	.917	22-2-0	Tom Shuman	1972-74
4.	.897	26-3-0	John Hufnagel	1970-72
5.	.879	29-4-0	Todd Blackledge	1980-82
6.	.871	27-4-0	Chuck Fusina	1976-78
7.	.846	22-4-0	Daryll Clark	2006-09
8.	.808	21-5-0	Kerry Collins	1994-97
	.808	21-5-0	Wally Richardson	1992, 94-96
10.	.775	31-9-0	Trace McSorley	2015-18

SEASON 300-YD. PASSING GAMES

1.	5	Trace McSorley	2016
	5	Trace McSorley	2017
3.	4	Matt McGloin	2012
	4	Christian Hackenberg	2013
	4	Christian Hackenberg	2014
	4	Sean Clifford	2021
7.	2	Kerry Collins	1994
	2	Daryll Clark	2009
	2	Matt McGloin	2010
	2	Sean Clifford	2019
--	1	Drew Allar	2023

CAREER 300-YD. PASSING GAMES

1.	10	Trace McSorley	2015-18
2.	9	Christian Hackenberg	2013-15
3.	8	Sean Clifford	2018-22
4.	6	Matt McGloin	2009-12
5.	4	Kerry Collins	1991-94
--	1	Drew Allar	2023

SEASON 200-YD. PASSING GAMES

1.	11	Matt McGloin	2012
	11	Trace McSorley	2016
	11	Trace McSorley	2017
4.	10	Kerry Collins	1994
5.	9	Christian Hackenberg	2013
6.	8	Daryll Clark	2009

RECORD WATCH

CAREER 200-YD. PASSING GAMES

1.	28	Trace McSorley	2015-18
2.	27	Sean Clifford	2018-22
3.	21	Christian Hackenberg	2013-15
4.	18	Matt McGloin	2009-12
5.	16	Kerry Collins	1991-94
	16	Zack Mills	2001-04
7.	14	Daryll Clark	2006-09
8.	11	Chuck Fusina	1975-78
	11	Tony Sacca	1988-91
	11	Anthony Morelli	2004-07
--	1	Drew Allar	2023

RECEIVING

CAREER RECEIVING YARDAGE

1.	3,026	Bobby Engram	1991, 93-95
2.	2,842	DaeSean Hamilton	2014-17
3.	2,771	Deon Butler	2005-08
4.	2,757	Jahan Dotson	2018-21
5.	2,479	Allen Robinson	2011-13
6.	2,421	Chris Godwin	2014-16
7.	2,395	Derek Moyer	2008-11
8.	2,015	Jordan Norwood	2005-08
9.	2,008	Bryant Johnson	1999-2002
10.	2,006	Kenny Jackson	1980-83
11.	1,988	O.J. McDuffie	1988-92
12.	1,920	Parker Washington	2020-22
13.	1,894	Joe Jurevicius	1994-97
14.	1,837	Jack Curry	1965-67
15.	1,825	Terry Smith	1988-91
16.	1,743	Derrick Williams	2005-08
17.	1,702	Tony Johnson	2000-03
18.	1,658	KJ Hamler	2018-19
19.	1,520	Freddie Scott	1993-95
20.	1,481	Mike Gesicki, TE	2014-17
21.	1,437	Chafie Fields	1996-99
22.	1,343	Ted Kwalick, TE	1966-68
23.	1,263	Scott Fitzkee	1975-78
24.	1,245	DeAndre Thompkins	2015-18
25.	1,222	David Daniels	1988-90
29.	1,171	KeAndre Lambert-Smith	2020-pres.

SEASON RECEIVING YARDAGE

1.	1,432	Allen Robinson	2013
2.	1,182	Jahan Dotson	2021
3.	1,101	Chris Godwin	2015
4.	1,084	Bobby Engram	1995
5.	1,029	Bobby Engram	1994
6.	1,018	Allen Robinson	2012
7.	982	Chris Godwin	2016
8.	977	O.J. McDuffie	1992
9.	973	Freddie Scott	1994
10.	917	Bryant Johnson	2002
11.	904	KJ Hamler	2019
12.	899	DaeSean Hamilton	2014
13.	885	Derek Moyer	2010
14.	884	Jahan Dotson	2020
15.	873	Bobby Engram	1993

CAREER RECEIVING TDs

1.	31	Bobby Engram	1991, 93-95
2.	25	Kenny Jackson	1980-83
	25	Jahan Dotson	2018-21
4.	22	Deon Butler	2005-08
5.	18	Derek Moyer	2008-11
	18	Chris Godwin	2014-16
	18	DaeSean Hamilton	2014-17
8.	17	Allen Robinson	2011-13
9.	16	O.J. McDuffie	1988-92
	16	Pat Freiermuth, TE	2018-20
11.	15	Terry Smith	1988-91
	15	Joe Jurevicius	1994-97
	15	Mike Gesicki, TE	2014-17
14.	13	Jordan Norwood	2005-08
	13	KJ Hamler	2018-19

SEASON RECEIVING TDs

1.	13	Bobby Engram	1993
2.	12	Jahan Dotson	2021
3.	11	Bobby Engram	1995
	11	Allen Robinson	2012
	11	Chris Godwin	2016
6.	10	Joe Jurevicius	1997
7.	9	O.J. McDuffie	1992
	9	Freddie Scott	1994
	9	Deon Butler	2005
	9	Mike Gesicki	2017
	9	DaeSean Hamilton	2017
12.	8	Terry Smith	1991
	8	Derek Moyer	2010
	8	Pat Freiermuth	2018
	8	KJ Hamler	2019
	8	Jahan Dotson	2020

CAREER RECEPTIONS

1.	214	DaeSean Hamilton	2014-17
2.	183	Jahan Dotson	2018-21
3.	179	Deon Butler	2005-08
4.	177	Allen Robinson	2011-13
5.	167	Bobby Engram	1991, 93-95
6.	161	Derrick Williams	2005-08
7.	158	Jordan Norwood	2005-08
8.	154	Chris Godwin	2014-16
9.	146	Parker Washington	2020-22
10.	144	Derek Moyer	2008-11
11.	129	Mike Gesicki, TE	2014-17
12.	125	O.J. McDuffie	1988-92
13.	117	Jack Curry	1965-67
14.	110	Bryant Johnson	1999-2002
15.	109	Kenny Jackson	1980-83

SEASON RECEPTIONS

1.	97	Allen Robinson	2013
2.	91	Jahan Dotson	2021
3.	82	DaeSean Hamilton	2014
4.	77	Allen Robinson	2012
5.	69	Chris Godwin	2015
6.	64	Parker Washington	2021
7.	63	O.J. McDuffie	1992
	63	Bobby Engram	1995
9.	59	Chris Godwin	2016
10.	57	Mike Gesicki, TE	2017
11.	56	KJ Hamler	2019
12.	55	Terry Smith	1991
	55	Derrick Williams	2007
	55	Geno Lewis	2014
15.	54	Juwan Johnson	2017
	54	Saquon Barkley, RB	2017

CAREER 100-YD. RECEIVING GAMES

1.	16	Bobby Engram	1991, 93-95
2.	11	Jahan Dotson	2018-21
3.	10	Allen Robinson	2011-13
4.	9	Joe Jurevicius	1994-97
	9	Chris Godwin	2014-16
	9	DaeSean Hamilton	2014-17
7.	8	Bryant Johnson	1999-2002
8.	7	O.J. McDuffie	1988-92
9.	6	Kenny Jackson	1980-83
	6	Freddie Scott	1993-95
	6	Deon Butler	2005-08
	6	Derek Moyer	2008-11
--	2	KeAndre Lambert-Smith	2020-pres.

SEASON 100-YD. RECEIVING GAMES

1.	8	Allen Robinson	2013
2.	6	Bobby Engram	1993
	6	Bobby Engram	1995
4.	5	O.J. McDuffie	1992
	5	Freddie Scott	1994
	5	Joe Jurevicius	1996
	5	Bryant Johnson	2001
	5	Chris Godwin	2015
	5	Jahan Dotson	2020
	5	Jahan Dotson	2021
11.	4	Bobby Engram	1994
	4	Joe Jurevicius	1997
	4	DaeSean Hamilton	2014
	4	DaeSean Hamilton	2017
	4	KJ Hamler	2019

TOTAL OFFENSE

CAREER TOTAL OFFENSE

	Yards	Rush	Pass		
1.	11,734	1,073	10,661	Sean Clifford	2018-22
2.	11,596	1,697	9,899	Trace McSorley	2015-18
3.	8,215	-242	8,457	Christian Hackenberg	2013-15
4.	7,796	584	7,212	Zack Mills	2001-04
5.	6,361	619	5,742	Daryll Clark	2006-09
6.	6,325	-65	6,390	Matt McGloin	2009-12
7.	6,000	131	5,869	Tony Sacca	1988-91
8.	5,300	-4	5,304	Kerry Collins	1991-94
9.	5,168	1,637	3,531	Michael Robinson	2002-05
10.	5,162	-220	5,382	Chuck Fusina	1975-78
11.	5,154	-121	5,275	Anthony Morelli	2004-07
12.	4,911	99	4,812	Todd Blackledge	1980-82
13.	4,212	667	3,545	John Hufnagel	1970-72
14.	4,182	-237	4,419	Wally Richardson	1992, 94-96
15.	3,932	3932	0	Evan Royster	2007-10

SEASON TOTAL OFFENSE

	Yards	Rush	Pass		
1.	4,061	491	3,570	Trace McSorley	2017
2.	3,979	212	3,614	Trace McSorley	2016
3.	3,328	798	2,530	Trace McSorley	2018
4.	3,270	163	3,107	Sean Clifford	2021
5.	3,220	-51	3,271	Matt McGloin	2012
6.	3,214	211	3,003	Daryll Clark	2009
7.	3,156	806	2,350	Michael Robinson	2005
8.	3,056	402	2,654	Sean Clifford	2019
9.	2,998	176	2,822	Sean Clifford	2022
10.	2,887	-68	2,955	Christian Hackenberg	2013
11.	2,883	-94	2,977	Christian Hackenberg	2014
12.	2,874	282	2,592	Daryll Clark	2008
13.	2,660	-19	2,679	Kerry Collins	1994
14.	2,638	-13	2,651	Anthony Morelli	2007
15.	2,618	201	2,417	Zack Mills	2002
16.	2,445	-80	2,525	Christian Hackenberg	2015
17.	2,427	-61	2,488	Tony Sacca	1991
18.	2,336	-88	2,424	Anthony Morelli	2006
19.	2,316	315	2,001	Rashard Casey	2000
20.	2,218	335	1,883	Sean Clifford	2020
21.	2,201	162	2,039	John Hufnagel	1972
22.	2,191	-27	2,218	Todd Blackledge	1982
23.	2,184	-27	2,211	Mike McQueary	1997
24.	2,168	-53	2,221	Chuck Fusina	1977
25.	2,087	2,087	0	Larry Johnson	2002
26.	2,077	-121	2,198	Wally Richardson	1995
27.	2,003	137	1,866	Tony Sacca	1990

GAME TOTAL OFFENSE

	Yards	Rush	Pass		
1.	461	175	286	T. McSorley vs. Ohio State	2018
2.	456	2	454	C. Hackenberg vs. UCF	2014
3.	452	54	398	S. Clifford at Maryland	2019
4.	418	138	280	Z. Mills vs. Ohio State	2001
5.	408	73	335	T. McSorley vs. Minnesota	2016
6.	402	60	342	T. McSorley vs. Washington	2017
7.	398	19	379	M. Robinson vs. Wisconsin	2003
8.	393	-8	401	S. Clifford vs. Villanova	2021
9.	389	-10	399	Z. Mills vs. Iowa	2002
	389	13	376	T. McSorley vs. Michigan St.	2016
11.	383	2	381	T. McSorley at Michigan St.	2017
12.	379	39	340	S. Clifford at Minnesota	2019
13.	371	0	371	C. Hackenberg vs. Boston Coll.	2014
	371	46	325	T. McSorley vs. Nebraska	2017
15.	370	4	366	M. McQueary vs. Pittsburgh	1997
16.	369	67	302	R. Casey vs. Iowa	2000
17.	366	26	340	S. Clifford vs. Maryland	2020
18.	364	-20	384	T. McSorley vs. Wisconsin	2016
19.	363	92	271	J. Hufnagel at Boston College	1972
	363	125	238	M. Robinson vs. Wisconsin	2005
	363	-32	395	M. McGloin vs. Indiana	2012

CAREER TDs RESPONSIBLE FOR

1.	107	Trace McSorley	2015-18
2.	101	Sean Clifford	2018-22
3.	65	Daryll Clark	2006-09
4.	55	Christian Hackenberg	2013-15
5.	54	Saquon Barkley	2015-17
6.	53	Zack Mills	2001-04
	53	Matt McGloin	2009-12
8.	51	Todd Blackledge	1980-82
9.	47	Tony Sacca	1988-91
10.	46	Michael Robinson	2002-05

SEASON TDs RESPONSIBLE FOR

1.	39	Trace McSorley	2017
2.	36	Trace McSorley	2016
3.	31	Daryll Clark	2009
4.	30	Trace McSorley	2018
5.	29	Lydell Mitchell	1971
	29	Daryll Clark	2008
	29	Matt McGloin	2012
	29	Sean Clifford	2022
9.	28	Michael Robinson	2005
	28	Sean Clifford	2019
11.	25	Todd Blackledge	1982
	25	Tony Sacca	1991
13.	24	Christian Hackenberg	2013
	24	Doug Strang	1983
	24	Saquon Barkley	2017

SEASON TOTAL OFFENSE YARDS PER PLAY

1.	9.64	Kerry Collins	1994
2.	8.19	Tom Shuman	1973
3.	7.88	Chuck Fusina	1977
4.	7.77	Ki-Jana Carter	1994
5.	7.70	Larry Johnson	2002
6.	7.47	Trace McSorley	2016
7.	7.18	Daryll Clark	2008
8.	7.13	Sean Clifford	2022
9.	7.12	John Hufnagel	1971
10.	7.11	Trace McSorley	2017

CAREER TOTAL OFFENSE YARDS PER PLAY

1.	7.42	Kerry Collins	1991-94
2.	7.34	Mike McQueary	1995-97
3.	7.16	Ki-Jana Carter	1992-94
4.	6.92	Tom Shuman	1972-74
5.	6.87	Trace McSorley	2015-18
6.	6.85	Daryll Clark	2005-09
7.	6.72	Sean Clifford	2018-22
8.	6.66	John Hufnagel	1970-72
9.	6.59	Chuck Fusina	1975-78
10.	6.42	Larry Johnson	1998-2002

ALL-PURPOSE

SEASON ALL-PURPOSE YARDAGE

1.	2,655	Larry Johnson
----	-------	---------------

RECORD WATCH

KICKING

CAREER FIELD GOALS			
1.	78	Kevin Kelly	2005-08
2.	54	Sam Ficken	2011-14
3.	50	Craig Fayak	1990-93
4.	49	Jake Pinegar	2018-22
5.	47	Travis Forney	1996-99
6.	45	Brett Conway	1993-96
7.	40	Massimo Manca	1982, 84-86
8.	39	Matt Bahr	1976-78
	39	Robbie Gould	2001-04
	39	Tyler Davis	2015-17

CAREER FIELD GOAL ATTEMPTS			
1.	107	Kevin Kelly	2005-08
2.	80	Craig Fayak	1990-93
3.	75	Sam Ficken	2011-14
4.	67	Jake Pinegar	2018-22
5.	63	Chris Bahr	1973-75
6.	63	Travis Forney	1996-99
7.	61	Matt Bahr	1976-78
	61	Brett Conway	1993-96
	61	Robbie Gould	2002-04
10.	59	Massimo Manca	1982, 84-86

SEASON FIELD GOAL PCT.			
1.	91.7	Tyler Davis	2016
	91.7	Jake Pinegar	2019
3.	83.3	Kevin Kelly	2008
4.	82.8	Sam Ficken	2014
5.	82.6	Ray Tarasi	1989
6.	82.4	Anthony Fera	2011
7.	81.5	Matt Bahr	1978
8.	81.0	Nick Gancitano	1983
9.	80.8	Travis Forney	1999
	80.8	Massimo Manca	1985

CAREER FIELD GOAL PCT.			
1.	79.6	Tyler Davis	2015-17
2.	77.6	Nick Gancitano	1981-84
3.	75.0	Collin Wagner	2006-10
4.	74.0	Travis Forne.	1996-99
5.	73.8	Brett Conway	1993-96
6.	73.1	Jake Pinegar	2018-22
7.	72.9	Kevin Kelly	2005-08
8.	72.0	Sam Ficken	2011-14
9.	69.0	Herb Menhardt	1976, 78-80
10.	67.8	Massimo Manca	1982, 84-86

LONGEST FIELD GOALS			
1.	57	Jordan Stout vs. Pitt	2019
2.	55	Chris Bahr at Temple	1975
	55	Chris Bahr at Ohio State	1975
	55	Chris Bahr at Syracuse	1975
5.	54	Herb Menhardt at NC State	1979
	54	Sam Ficken vs. Kent State	2013
7.	53	Massimo Manca vs. Notre Dame	1985
	53	Kevin Kelly vs. Iowa	2007
	53	Jordan Stout vs. Idaho	2019
10.	52	Chris Bahr vs. West Virginia	1975
	52	Eric Etze at Notre Dame	1988
	52	Brett Conway vs. Temple	1996
	52	Kevin Kelly at Syracuse	2008
	52	Jordan Stout vs. Michigan	2021
14.	51	Pete Mauthe at Pittsburgh	1912
	51	Brett Conway vs. Michigan	1995
	51	Ryan Primanti vs. Illinois	2000
	51	Robbie Gould at Wisconsin	2002
18.	50	Chris Bahr at Syracuse	1973
	50	Chris Bahr at Pittsburgh	1974
	50	Matt Bahr vs. Syracuse	1978
	50	Massimo Manca vs. Alabama	1985
	50	Massimo Manca vs. Notre Dame	1985
	50	Craig Fayak at Alabama	1990
	50	Travis Forney at Minnesota	1998
	50	Robbie Gould vs. Virginia	2002
	50	Kevin Kelly at Wisconsin	2008
	50	Sam Ficken vs. Temple	2014
	50	Jordan Stout vs. Ohio State	2020
	50	Jordan Stout vs. Indiana	2021
	50	Jake Pinegar at Indiana	2022
	50	Jake Pinegar vs. Maryland	2022

SEASON EXTRA POINTS MADE			
1.	71	Tyler Davis	2017
2.	62	Brett Conway	1994
	62	Tyler Davis	2016
4.	60	Kevin Kelly	2008
5.	59	Al Vitiello	1971
6.	57	Jake Pinegar	2022
7.	56	Jake Pinegar	2019
8.	53	Jake Pinegar	2018
9.	49	Kevin Kelly	2005
10.	46	Collin Wagner	2009

CAREER EXTRA POINTS MADE			
1.	195	Jake Pinegar	2018-22
2.	183	Kevin Kelly	2005-08
3.	144	Tyler Davis	2015-17
4.	141	Brett Conway	1993-96
5.	132	Craig Fayak	1990-93
6.	117	Travis Forney	1996-99
7.	115	Robbie Gould	2002-04
8.	109	Sam Ficken	2011-14
9.	98	Al Vitiello	1971-72
10.	86	Massimo Manca	1982, 84-86

CAREER PAT PCT.			
<i>(Min. 50 Attempts)</i>			
1.	100.0 (59-59)	Herb Menhardt	1976, 78-80
	100.0 (85-85)	Collin Wagner	2006-10
	100.0 (144-144)	Tyler Davis	2015-17
4.	99.3 (141-142)	Brett Conway	1993-96
5.	98.9 (183-185)	Kevin Kelly	2005-08
6.	98.9 (86-87)	Massimo Manca	1982, 84-86
7.	97.3 (109-112)	Sam Ficken	2011-14
8.	96.7 (117-121)	Travis Forney	1996-99
9.	96.5 (195-202)	Jake Pinegar	2018-22
10.	96.2 (76-79)	Nick Gancitano	1981-84

PUNTING

PUNT AVERAGE, CAREER			
<i>(Min. 50 punts)</i>			
1.	44.54	Jordan Stout	2019-21
2.	44.28	Barney Amor	202
3.	43.13	Jeremy Boone	2007-09
4.	43.03	Blake Gillikin	2016-19
5.	43.00	George Reynolds	1980-83
6.	41.84	Pat Pidgeon	1996-99
7.	41.79	Ralph Giacommaro	1979-82
8.	41.74	Jeremy Kapinos	2003-06
9.	41.73	Anthony Fera	2008-11
10.	40.50	Chris Clauss	1987

PUNT AVERAGE, SEASON			
<i>(Min. 30 punts)</i>			
1.	46.01	Jordan Stout	2021
2.	44.28	Barney Amor	2022
3.	43.95	Blake Gillikin	2018
4.	43.55	Ralph Giacommaro	1981
5.	43.32	Jeremy Boone	2009
6.	43.31	Ralph Giacommaro	1980
7.	43.15	Blake Gillikin	2017
8.	43.03	Jeremy Boone	2008
9.	43.02	Jeremy Boone	2007
10.	42.92	John Bruno Jr.	1985

RETURNS

LONGEST PUNT RETURNS			
1.	100	Jim Boring vs. Johns Hopkins	1933
2.	92	Mark Robinson vs. Rutgers	1982
3.	90	Bruce Branch vs. Indiana	1999
4.	85	Wally Triplett vs. West Virginia	1948
	85	Mike Guman at West Virginia	1978
6.	84	O.J. McDuffie at Syracuse	1989
7.	83	Gary Hayman vs. NC State	1973
8.	81	Bryant Johnson vs. Michigan State	2002
	81	Jahan Dotson vs. Michigan State	2020

LONGEST KICKOFF RETURNS			
1.	101	Chuck Peters vs. NYU	1940
2.	100	Fritz Barrett vs. Carnegie Tech	1910
	100	Roger Kochman vs. Syracuse	1959
	100	Rich Mauti at Temple	1975
	100	Chaz Powell vs. Youngstown State	2010
	100	Lamont Wade vs. Illinois	2020
	100	Nicholas Singleton at Rutgers	2022
8.	98	Thomas Evans vs. Marshall	1930
	98	Gary Hayman at Maryland	1973
	98	Saquon Barkley vs. Indiana	2017

KICK RETURN AVERAGE, CAREER			
<i>(Min. 15 returns)</i>			
1.	29.6	Larry Joe	1946-48
2.	28.8	Curt Warner	1979-82
3.	28.4	Charlie Pittman	1967-69
4.	27.8	Saquon Barkley	2015-17
5.	26.9	Gary Hayman	1972-73
6.	26.3	Blair Thomas	1985-87, 89
7.	25.7	Roger Kochman	1959-62
8.	25.6	Chaz Powell	2008-11
9.	24.6	Lydell Mitchell	1969-71
10.	24.5	Nicholas Singleton	2022-pres.

SCORING

CAREER SCORING						
	Points	TD	PAT	FG		
1.	425	1	*183	78	Kevin Kelly	2005-08
2.	342	0	195	49	Jake Pinegar	2018-22
3.	318	53	0	0	Saquon Barkley	2015-17
4.	282	0	132	50	Craig Fayak	1990-93
5.	276	0	141	45	Brett Conway	1993-96
6.	271	0	109	54	Sam Ficken	2011-14
7.	261	0	144	39	Tyler Davis	2015-17
8.	258	0	117	47	Travis Forney	1996-99
9.	246	41	0	0	Lydell Mitchell	1969-71
10.	232	0	115	39	Robbie Gould	2001-04

*2-pt conversion run; **2-pt conversion reception

SEASON SCORING						
	Points	TD	PAT	FG		
1.	174	29	0	0	Lydell Mitchell	1971
2.	140	23	**0	0	Larry Johnson	2002
3.	138	23	0	0	Ki-Jana Carter	1994
4.	138	23	0	0	Saquon Barkley	2017
5.	132	22	0	0	Saquon Barkley	2016
6.	128	0	62	22	Tyler Davis	2016
7.	122	20	**0	0	Richie Enis	1997
8.	120	0	60	20	Kevin Kelly	2008
9.	119	11	—	—	Pete Mauthe	1909
10.	116	19	*0	0	Richie Anderson	1992
11.	110	1	44	20	Kevin Kelly	2007
12.	107	0	44	21	Travis Forney	1999
13.	102	17	0	0	John Cappelletti	1973
14.	101	0	53	16	Jake Pinegar	2018
15.	100	0	28	24	Sam Ficken	2014

DEFENSE

SEASON TACKLES FOR LOSS			
<i>(Since 1975)</i>			
1.	29.0	Courtney Brown	1999
2.	24.0	Terry Killens	1995
3.	23.0	Larry Rubin	1979
	23.0	Courtney Brown	1998
	23.0	Michael Haynes	2002
6.	21.5	Maurice Evans	2007
7.	21.0	Tyoka Jackson	1993
8.	20.0	Bruce Clark	1978
	20.0	Todd Atkins	1994
	20.0	LaVar Arrington	1999
	20.0	Aaron Maybin	2008
	20.0	Yetur Gross-Matos	2018
13.	19.5	Carl Nassib	2015
14.	18.0	Willie Smith	1994
	18.0	Todd Atkins	1995
	18.0	Brandon Noble	1996
	18.0	Brad Scioli	1998
	18.0	Justin Kurpekis	2000

SEASON SACKS			
<i>(Since 1975)</i>			
1.	15.5	Carl Nassib	2015
2.	15.0	Larry Rubin	1978
	15.0	Michael Haynes	2002
4.	13.5	Courtney Brown	1999
5.	12.5	Maurice Evans	2007
6.	12.0	Larry Rubin	1978
	12.0	Aaron Maybin	2008
8.	11.5	Shane Conlan	1983
	11.5	Courtney Brown	1998
10.	11.0	Mark D'Onofrio	1989
	11.0	Terry Killens	1995
	11.0	Tamba Hali	2005

CAREER INTERCEPTIONS			
1.	19	Neal Smith	1967-69
2.	15	Pete Harris	1976-78, 80
	15	Darren Perry	1988-91
4.	13	Kim Herring	1993-96
5.	12	Junior Powell	1961-63
	12	Derek Bochna	1990-93
	12	Brian Miller	1993-96
	12	Alan Zemaitis	2002-05
	12	Anthony Scirrotto	2005-08
10.	11	Don Eyer	1951-53
	11	Dennis Onkotz	1967-69

SEASON INTERCEPTIONS			
1.	10	Neal Smith	1969
	10	Pete Harris	1978
3.	8	Don Eyer	1952
	8	Jack Sherry	1952
	8	Neal Smith	1968
6.	7	Milt Plum	1956
	7	Dick Gingrich	1965
	7	Darren Perry	1990
	7	Kim Herring	1996
10.	6	11 Times, Last:	
		Ji'Ayir Brown	2021

LONGEST INTERCEPTION RETURNS			
1.	99*	Michael Mauti at Illinois	2012
2.	98	Wayne Berfield at Boston	1958
3.	91	Mark Robinson at Pittsburgh	1981
4.	90*	Alan Zemaitis at Purdue	2003
5.	87	Ji'Ayir Brown at Maryland	2021
6.	85	Tom Silvano vs. Gettysburg	1934
	85	Scott Radevic at West Virginia	1982
8.	83	Yaacov Yisrael at Iowa	2003
9.	82	Coop French at Penn	1929
	82*	Pete Curkendall vs. Maryland	1986

*Non-Scoring Play

CAREER PASSES DEFENDED						
	PD	PBU	INT			
1.	76	64	12	Derek Bochna	1990-93	
2.	60	48	12	Brian Miller	1993-96	
3.	52	37	15	Darren Perry	1988-91	
4.	51	43	8	Leon Humphries	1988-91	
5.	46	34	12	Alan Zemaitis	2002-05	
6.	44	35	9	Duffy Cobbs	1983-86	
7.	42	34	8	Lee Rubin	1990-93	
	42	29	13	Kim Herring	1993-96	
9.	41	33	8	David Macklin	1996-99	
10.	39	34	5	Willie Thomas	1987-90	
11.	37	30	7	John Reid	2015-19	
12.	36	27	9	Sherrod Rainge	1986-89	
13.	33	30	3	Sh		



38

GAME 1

PENN STATE VS. WEST VIRGINIA

15



BEAVER STADIUM | NBC | 9/2/23 | 110,747



SCORING SUMMARY

	1	2	3	4	OT	F
WVU	0	7	0	8	-	15
PSU	7	7	7	17	-	38

1st	10:13	PSU	4-94/1:56/7-0
		Lambert-Smith, KeAndre	72 yd pass from Allar, Drew (Sahaydak kick)
2nd	14:14	WVU	9-69/4:17/7-7
		Donaldson, CJ	1 yd rush (Hayes kick)
	9:10	PSU	10-81/4:59/14-7
		Singleton, Nicholas	2 yd rush (Sahaydak kick)
3rd	8:36	PSU	7-56/3:26/21-7
		Lambert-Smith, KeAndre	12 yd pass from Allar, Drew (Felkins kick)
4th	14:57	PSU	9-65/2:57/24-7
		Felkins, Alex	25 yd field goal
	7:32	PSU	5-42/2:54/31-7
		McClain, Malik	25 yd pass from Allar, Drew (Felkins kick)
	3:34	WVU	10-75/3:58/31-15
		Greene, Garrett	1 yd rush (Donaldson pass from Greene)
	0:06	PSU	9-46/3:24/38-15
		Pribula, Beau	5 yd rush (Felkins kick)

TEAM STATS

	WVU	PSU
First Downs	17	27
Rushing Yards	146	146
Passing Yards	162	332
Passing (C-A-Int)	16-27-0	22-30-0
Total Offense	308	478
Plays	67	65
Fumbles (#-Lost)	0-0	0-0
Penalties (#-Yards)	5-55	1-5
Possession Time	31:16	28:44
3rd-Down Conv.	4-14	3-9
Red Zone	2-2	4-5
Touchdowns	2	5
Field goals	0	1

OTHER

Time of Game	3:13
Penn State	1-0, 0-0 Big Ten
West Virginia	0-1, 0-0 Big 12

GAME RECAP

UNIVERSITY PARK, Pa. - No. 7 Penn State defeated West Virginia, 38-15, in front of 110,747 fans, the fourth-largest crowd in Beaver Stadium history and the largest in a home opener. The Nittany Lions outscored the Mountaineers, 24-8, in the second half to pull away for the season-opening victory.

Drew Allar shined in his first game as Penn State's starting quarterback, completing 21 of his 29 pass attempts and finishing with 325 passing yards, three touchdowns and no interceptions. Allar and wide receiver KeAndre Lambert-Smith proved to be a strong connection all night, including a 72-yard touchdown on Penn State's opening possession of the game, the longest pass of Allar's career. Lambert-Smith tallied 123 receiving yards and a career-best two touchdown grabs on four catches.

The Nittany Lions totaled 478 yards of offense (332 passing, 146 rushing) in the well-balanced attack. The dynamic running back duo of Nicholas Singleton and Kaytron Allen combined for 121 yards (70 for Singleton, 51 for Allen). Singleton scored a rushing touchdown in the second quarter, highlighting his solid day on the ground. Malik McClain gained 58 yards and caught a touchdown and Harrison Wallace III added 72 yards on a team-high seven receptions to round out the receiving corps. Quarterback Beau Pribula scored his first collegiate touchdown with a five-yard run in the final seconds of the fourth quarter.

The Penn State defense held West Virginia's offense to just 15 points and 310 total yards, allowing the Mountaineers to convert only four of their 14 third-down attempts. The Nittany Lions made three fourth-down stops during the game and held West Virginia's passing attack to just 167 yards through the air.

Linebackers Dominic DeLuca, Curtis Jacobs and Abdul Carter each recorded one sack apiece. Jacobs accumulated a team-best 10 tackles, while linebacker Kobe King notched five. Zakee Wheatley, Jaylen Reed and Cam Miller made four stops each.

HOW IT HAPPENED

Penn State forced a West Virginia punt on the opening drive of the ball game. The Penn State offense stepped up right away, capping off its first drive of the season with a 72-yard catch-and-run from Allar to Lambert-Smith.

West Virginia got on the board at the 14:14 mark of the second quarter, tying the game, 7-7. The Mountaineers scored on a 1-yard touchdown run by CJ Donaldson. The scoring drive went 69 yards on nine plays.

The Nittany Lions responded immediately, constructing a 10-play, 81-yard touchdown drive to retake a 14-7 advantage. Singleton put the Nittany Lions up on a 2-yard run. The Nittany Lions went into the break up 14-7.

Lambert-Smith hauled in his second touchdown of the ballgame for the first score of the second half. The 12-yard score put Penn State up 21-7 with 8:36 left in the third quarter. The Nittany Lions' scoring drive lasted 3:26 as the offense used seven plays to march 56 yards into the end zone.

The Nittany Lion defense forced a turnover on downs on the next drive and the offense capitalized with a 25-yard field goal by Alex Felkins to extend the lead to 24-7.

Penn State's offense scored two more touchdowns in the final frame to put the game out of reach for the Mountaineers.

The first came on a 25-yard touchdown pass to McClain from Allar.

West Virginia cuts its deficit to 31-15 with 3:34 left in the game as Garrett Greene scored on a 1-yard run and then connected with Donaldson on a successful two-point conversion.

The final score was on Pribula's first career touchdown, a 5-yard quarterback keeper.

Notes

- Penn State improved to 49-9-2 all-time against West Virginia, including wins in five-straight matchups and 33 of the last 35 contests.
- Penn State is now 122-13-1 all-time in home openers and 113-22-2 all-time in season openers.
- Penn State improved to 75-18-2 all-time against the current members of the Big 12.
- Penn State welcomed 110,747 fans to Beaver Stadium, marking the fourth-highest crowd in its history and largest in a home opener.
- Penn State scored on its opening drive on a 72-yard touchdown pass by Drew Allar to KeAndre Lambert-Smith.
- The Nittany Lions scored on their opening drive of the season for the first time since 2020 at Indiana.
- Allar became the first Penn State quarterback to throw for at least 300 yards in a season opener since Christian Hackenberg's 454 passing yards against UCF in 2014.
- Allar was the first Penn State quarterback to throw for at least 300 yards in his first career start since Michael Robinson threw for 379 yards vs. Wisconsin in 2003.
- Allar set career highs for completions (21), attempts (29), passing yards (325) and passing touchdowns (3).
- Allar's 300 passing yards and three passing touchdowns marked the 25th time at Penn State quarterback has done that in a game.
- RB Nicholas Singleton scored on a 2-yard run in the second quarter. It was his 13th career rushing touchdown.
- Lambert-Smith earned his second career 100-yard receiving game. He finished the night with 123 yards and two touchdowns.
- The junior upped his career touchdown receptions of 70+ yards to three, joining his 83-yard touchdown against Villanova in 2021 and his 88-yard touchdown reception against Utah in the 2023 Rose Bowl.
- WR Malik McClain hauled in a 25-yard touchdown reception in the fourth quarter for his sixth career touchdown catch.
- The Nittany Lions stopped West Virginia on three fourth-down conversion attempts.
- LB Curtis Jacobs finished the game with 10 tackles. He recorded double-digit tackles in a game for the third time in his career.
- K Alex Felkins converted a 25-yard field goal in the fourth quarter and also hit two extra-points for his first points as a Nittany Lion.

INDIVIDUAL STATISTICS

RUSHING (ATT-YDS-TD)

West Virginia-Donaldson, CJ 18-81-1; Greene, Garrett 15-71-1; Anderson, Jaylen 5-7; Marchiol, Nicco 1-(-11); TEAM 1-(-2).
Penn State-Singleton, Nicholas 13-70-1; Allen, Kaytron 10-51; Pribula, Beau 3-18-1; Potts, Trey 5-6; Allar, Drew 4-1.

PASSING (CMP-ATT-TD-INT-YDS)

West Virginia-Greene, Garrett 16-27-0-0-162; Marchiol, Nicco 0-0-0-0-0.
Penn State-Allar, Drew 21-29-3-0-325; Pribula, Beau 1-1-0-0-7.

TOP RECEIVERS (REC-YDS-TD)

West Virginia-Carter, Devin 6-90; Taylor, Kole 2-31; Anderson, Jaylen 2-15; Ray, Traylon 2-7; Aaron, Jeremiah 1-8; Fox, Preston 1-7; Donaldson, CJ 1-3; Davis, Treylan 1-1.
Penn State-Wallace III, Harrison 7-72; Lambert-Smith, KeAndre 4-123-2; McClain, Malik 4-58-1; Clifford, Liam 2-25; Cephas, Dante 1-22; Allen, Kaytron 1-15; Warren, Tyler 1-9; Singleton, Nicholas 1-1.

TOP TACKLERS (UA-A-T)

West Virginia-Kpogba, Lee 7-6-13; Bishop Jr., Beaney 5-2-7; Lathan, Trey 3-3-6; Bartlett, Jared 4-1-5; Wilson, Anthony 2-3-5; Wilson-Lamp, Andrew 4-0-4; McLaurin, Hershey 3-0-3; Martin, Sean 3-0-3; Miller, Montre 3-0-3; Ruffin, Malachi 2-1-3.
Penn State-Jacobs, Curtis 7-3-10; King, Kobe 2-3-5; Miller, Cam 4-0-4; Wheatley, Zakee 4-0-4; Reed, Jaylen 3-1-4; Ellies, Dvon 2-2-4; King, Kalen 1-3-4; Ellis, Keaton 3-0-3; Dixon, Johnny 3-0-3; Winston Jr., Kevin 2-1-3; Isaac, Adisa 2-0-2; Robinson, Chop 2-0-2; van den Berg, Jordan 2-0-2.



DREW ALLAR 15

Quarterback | 6-5 | 242
 Sophomore
 Medina, Ohio/Medina
 Major: Division of Undergraduate Studies

► **CAREER NOTES & RECORDS**

Career: *Notable:* Owns three career games with multiple touchdown passes.

Game: 2023: In the season-opening win over West Virginia (9/2), became the first Penn State quarterback to throw for at least 300 yards in his first career start since Michael Robinson threw for 379 yards vs. Wisconsin in 2003...Was the first Penn State quarterback to throw for at least 300 yards in a season opener since Christian Hackenberg's 454 passing yards against UCF in 2014.

► **2023 ► SOPHOMORE SEASON**

Awards: Named the Big Ten Offensive Player of the Week (West Virginia, 9/2)...Named one of eight Manning Award Stars of the Week (West Virginia, 9/2).

Season: Started at quarterback in the season-opening victory over West Virginia...Has completed 21-of-29 passes for 325 yards and three touchdowns...Earned the coaching staff's Offensive Player of the Week (West Virginia, 9/2).

West Virginia (9/2): Set career-high marks in touchdown passes (3), passing yards (325), completions (21) and attempts (29)...It marked his first career 200-yard and 300-yard passing game...Tossed a 72-yard touchdown pass to KeAndre Lambert-Smith on Penn State's opening drive, which marked the longest completion of his career...Also connected with Lambert-Smith on a 12-yard score in the third quarter...Found Malik McClain for a 25-yard touchdown strike in the fourth quarter.

ALLAR'S CAREER PASSING STATISTICS

	C-A	Yds.	%	TD-INT	YPG	LG
2022	35-60	344	58.3	4-0	34.4	32
2023	21-29	325	72.4	3-0	325.0	72
Career	56-89	669	62.9	7-0	60.8	72

ALLAR'S CAREER OFFENSIVE STATISTICS

	Att.-Yds.	Avg.	TD	LG	Rec.-Yds.	Avg.	TD	LG
2022	18-52	2.9	1	19	-	-	-	-
2023	4-1	0.3	-	5	-	-	-	-
Career	22-53	2.4	1	19	-	-	-	-

► **ALLAR'S CAREER HIGHS**

Pass Completions..... 21; West Virginia, 9/2/23
Pass Attempts..... 29; West Virginia, 9/2/23
Passing Yards..... 325; West Virginia, 9/2/23
Passing Touchdowns..... 3; West Virginia, 9/2/23
Long Pass..... 72; West Virginia, 9/2/23
Rushing Attempts.....6; at Rutgers, 11/19/22
Rushing Yards.....27; at Rutgers, 11/19/22
Rushing Touchdowns.....1; at Rutgers, 11/19/22
Longest Rush.....19; at Rutgers, 11/19/22



KAYTRON ALLEN 13

Running Back | 5-11 | 222
 Sophomore
 Norfolk, Va./IMG Academy (Fla.)
 Major: Division of Undergraduate Studies

► **CAREER NOTES & RECORDS**

Season: *Records Set:* Allen (867) and Nicholas Singleton (1,061) became the first true freshman teammates in Big Ten history each with 700 or more rushing yards in a single season. **2022:** Finished with 10 rushing touchdowns, good for second, to Singleton (12), for most rushing touchdowns by a freshman in program history...The 867 rushing yards were the fourth-most by a Penn State freshman in a single season...Allen and Singleton became the only Penn State duo to each rush for 850+ yards in a season and one of three 800+ rushing yard duos: 2022 (Singleton, 1,061; Allen, 867), 2013 (Zach Zwinak, 989; Bill Belton, 803), 2005 (Tony Hunt, 1,047; Michael Robinson, 806).

Game: 2022: In the win at Indiana (11/5), became the first Penn State freshman with three rushing touchdowns in a game since Austin Scott against Kent State in 2003...His three rushing scores against the Hoosiers were the most by a Nittany Lion since Journey Brown's three scores against Rutgers in 2019... Allen and Nicholas Singleton each scored two touchdowns against Auburn, becoming the only Penn State freshmen to both score two rushing touchdowns in a game since at least 2000.

► **2023 ► SOPHOMORE SEASON**

Awards: *Preseason:* Named to Doak Walker Award watch list.

Season: Has appeared in one game, rushing for 51 yards on 10 carries...Owns one reception for 15 yards.

West Virginia (9/2): Ran the ball 10 times for 51 yards with a long rush of nine yards...Added a 15-yard reception.

ALLEN'S CAREER STATISTICS

	Att.-Yds.	Avg.	TD	LG	Rec.-Yds.	Avg.	TD	LG
2022	167-867	5.2	10	59	20-188	9.4	1	45
2023	10-51	5.1	-	9	1-15	15.0	-	15
Career	177-918	5.2	10	59	21-203	9.7	1	45

► **ALLEN'S CAREER HIGHS**

Rushing Attempts.....21; Twice: Last Michigan State, 11/26/22
Rushing Yards..... 117; at Rutgers, 11/19/22
Rushing Touchdowns..... 3; at Indiana, 11/5/22
Longest Rush.....59; at Rutgers, 11/19/22
Receptions.....3; Three Times: Last vs. Utah, 1/2/23
Receiving Yards.....72; at Indiana, 11/5/22
Receiving Touchdowns..... 1; Ohio State, 10/29/22
Longest Reception..... 45; at Indiana, 11/5/22



KALEB ARTIS 58

Defensive Tackle | 6-4 | 319
 Redshirt Freshman
 Westbury, N.Y./St. Francis Prep
 Major: Division of Undergraduate Studies

► **2023 ► REDSHIRT FRESHMAN SEASON**

Has appeared in one game.



HAKEEM BEAMON 51

Defensive Tackle | 6-3 | 290
 Redshirt Senior
 Midlothian, Va./Manchester
 Major: Rehabilitation and Human Services

► 2023 ► REDSHIRT SENIOR SEASON

Awards: Preseason: Named to Reese's Senior Bowl watch list.

Season: Has started one game.

West Virginia (9/2): Assisted on a tackle.

BEAMON'S CAREER STATISTICS

	UT-AT	TT	FF	FR	I	PBU	SACK	TFL
2019	1-1	2	-	-	-	-	-	-
2020	4-3	7	-	-	-	-	-	1.5-2
2021	-	-	-	-	-	-	-	-
2022	8-8	16	-	-	-	4	-	6.0-16
2023	0-1	1	-	-	-	-	-	-
Career	13-13	26	-	-	-	4	-	7.5-18

► BEAMON'S CAREER HIGHS

Tackles.....3; Twice: Last Michigan State, 11/26/22
Tackles for Loss.....1.5; at Rutgers, 11/19/22
Pass Breakups.....2; Northwestern, 10/1/22



ABDUL CARTER 11

Linebacker | 6-3 | 249
 Sophomore
 Philadelphia, Pa./La Salle College High School
 Major: Division of Undergraduate Studies

► CAREER NOTES & RECORDS

Season: 2022: Joined Deion Barnes (10 TFL, 6 sacks; 2012) as the only Penn State freshmen to record 10-plus tackles for loss and 6-plus sacks in a season...Was one of eight linebackers (10 instances) to put up 10-plus tackles for loss and 6-plus sacks in a season at Penn State...Became the first PSU linebacker since Dan Connor (15 TFL, 6.5 sacks; 2007) to reach the milestone.

► 2023 ► SOPHOMORE SEASON

Awards: Preseason: Named to the Bednarik Award, Butkus Award, Lombardi Award, Lott IMPACT Trophy and Nagurski Award watch lists...Earned PFF All-American honorable mention recognition.

Season: Has started one game.

West Virginia (9/2): Recorded a sack to force a turnover on downs in the fourth quarter...Added a quarterback hurry.

CARTER'S CAREER STATISTICS

	UT-AT	TT	FF	FR	I	PBU	SACK	TFL
2022	36-20	56	2	-	-	4	6.5-59	10.5-64
2023	1-0	1	-	-	-	-	1.0-11	1.0-11
Career	37-20	57	2	-	-	4	7.5-70	11.5-75

► CARTER'S CAREER HIGHS

Tackles.....8; Minnesota, 10/22/22
Tackles for Loss.....3; Michigan State, 11/26/22
Sacks.....2; Michigan State, 11/26/22
Forced Fumbles.....1; Twice: Last Maryland, 11/12/22
Pass Breakups.....1; Four Times: Last Maryland, 11/12/22



DANTE CEPHAS 3

Wide Receiver | 6-0 | 193
 Redshirt Senior
 Pittsburgh, Pa./Penn Hills/Kent State
 Major: Telecommunications

► CAREER NOTES & RECORDS

Career: Notable: Owns a reception in 28-straight games.

► 2023 ► REDSHIRT SENIOR SEASON

Awards: Preseason: Named to the Biletnikoff Award and Reese's Senior Bowl watch lists.

Season: Has appeared in one game.

West Virginia (9/2): Made a 22-yard reception in the third quarter.

CEPHAS' CAREER STATISTICS

	Att.-Yds.	Avg.	TD	LG	Rec.-Yds.	Avg.	TD	LG
2019*	-	-	-	-	4-19	4.8	-	8
2020*	1-6	6.0	-	6	11-136	12.4	-	50
2021*	-	-	-	-	82-1240	15.1	9	80
2022*	2-12	6.0	-	8	48-744	15.5	3	54
2023	-	-	-	-	1-22	22.0	-	22
Career	3-18	6.0	-	8	146-2,161	14.8	12	80

► CEPHAS' CAREER HIGHS

Receptions.....13; Twice: Last Ohio, 10/1/22*
Receiving Yards.....246; Ohio, 10/1/22*
Receiving Touchdowns.....3; Buffalo, 10/9/21*
Longest Reception.....80; vs. Wyoming, 12/21/21*
Rushing Attempts.....1; Three Times: Last at Miami (Ohio), 10/8/22*
Rushing Yards.....8; at Miami (Ohio), 10/8/22*
Longest Rush.....8; at Miami (Ohio), 10/8/22*

* at Kent State(2019-22).



LIAM CLIFFORD 2

Wide Receiver | 6-1 | 201
 Redshirt Sophomore
 Maineville, Ohio/St. Xavier
 Major: Advertising and Public Relations

► 2023 ► REDSHIRT SOPHOMORE SEASON

Season: Has appeared in one game.

West Virginia (9/2): Made two grabs for 25 yards, including a long reception of 17 yards.

CLIFFORD'S CAREER STATISTICS

	Att.-Yds.	Avg.	TD	LG	Rec.-Yds.	Avg.	TD	LG
2022	-	-	-	-	8-89	11.1	-	20
2023	-	-	-	-	2-25	12.5	-	17
Career	-	-	-	-	10-114	11.4	-	20

► CLIFFORD'S CAREER HIGHS

Receptions.....3; at Indiana, 11/5/22
Receiving Yards.....31; at Indiana, 11/5/22
Longest Reception.....20; Central Michigan, 9/24/22



AUDAVION COLLINS 29

Cornerback | 5-11 | 170
 Redshirt Freshman
 Covington, Ga./Newton/Mississippi State
 Major: Division of Undergraduate Studies

► 2023 ► REDSHIRT FRESHMAN SEASON

Has appeared in one game.



NICK DAWKINS 53

Offensive Line | 6-4 | 315
 Redshirt Junior
 Allentown, Pa./Parkland
 Major: Recreation, Park and Tourism Management

► 2023 ► REDSHIRT JUNIOR SEASON

Has appeared in one game.



DOMINIC DELUCA 0

Linebacker | 6-1 | 218
 Redshirt Sophomore
 West Pittston, Pa./Wyoming Area
 Major: Agribusiness Management

► CAREER NOTES & RECORDS

Game: 2022: Blocked a punt against Minnesota (10/22), Penn State's first blocked punt since Journey Brown against Buffalo in 2019.

► 2023 ► REDSHIRT SOPHOMORE SEASON

Season: Has appeared in one game...Named a team captain at the conclusion of spring practice... Awarded No. 0 jersey as Penn State's special teams leader, continuing a new Penn State tradition.

West Virginia (9/2): Recorded a solo sack in the second quarter.

DELUCA'S CAREER STATISTICS

	UT-AT	TT	FF	FR	I	PBU	SACK	TFL
2022	18-11	29	-	-	-	1	1.0-3	2.0-6
2023	1-0	1	-	-	-	-	1.0-5	1.0-5
Career	18-11	29	-	-	-	1	2.0-8	3.0-11

► DELUCA'S CAREER HIGHS

Tackles.....5; Ohio, 9/10/22
Tackles for Loss 1.5; at Rutgers, 11/19/22
Sacks..... 1; Twice: Last West Virginia, 9/2/23
Pass Breakups 1; Michigan State, 11/26/22
Blocked Kicks..... 1; Minnesota, 10/22/22



DANI DENNIS-SUTTON 33

Defensive End | 6-5 | 261
 Sophomore
 Millsboro, Del./McDonogh School (Md.)
 Major: Division of Undergraduate Studies

► 2023 ► SOPHOMORE SEASON

Has appeared in one game.

DENNIS-SUTTON'S CAREER STATISTICS

	UT-AT	TT	FF	FR	I	PBU	SACK	TFL
2022	11-6	17	-	-	1	1	3.0-21	3.5-22
2023	-	-	-	-	-	-	-	-
Career	11-6	17	-	-	1	1	3.0-21	3.5-22

► DENNIS-SUTTON'S CAREER HIGHS

Tackles..... 3; Twice: Last at Indiana, 11/5/22
Tackles for Loss 2; Central Michigan, 9/24/22
Sacks..... 2; Central Michigan, 9/24/22
Interceptions..... 1; at Indiana, 11/5/22
Long Interception Return 20; at Indiana, 11/5/22
Pass Breakups 1; Central Michigan, 9/24/22



KHALIL DINKINS 16

Tight End | 6-4 | 245
 Redshirt Sophomore
 Wexford, Pa./North Allegheny
 Major: Division of Undergraduate Studies

► 2023 ► REDSHIRT SOPHOMORE SEASON

Has appeared in one game.

DINKINS' CAREER STATISTICS

	Att.-Yds.	Avg.	TD	LG	Rec.-Yds.	Avg.	TD	LG
2022	-	-	-	-	4-53	13.3	1	28
2023	-	-	-	-	-	-	-	-
Career	-	-	-	-	4-53	13.3	1	28

► DINKINS' CAREER HIGHS

Receptions..... 31; Four Times: Last at Rutgers, 11/29/22
Receiving Yards 28; Ohio, 9/10/22
Receiving Touchdowns 1; Ohio, 9/10/22
Longest Reception 28; Ohio, 9/10/22



KOLIN DINKINS 31

Cornerback | 6-2 | 194
 Redshirt Freshman
 Wexford, Pa./North Allegheny
 Major: Division of Undergraduate Studies

► 2023 ► REDSHIRT FRESHMAN SEASON

Season: Has appeared in one game.
West Virginia (9/2): Posted a solo tackle.

DINKINS' CAREER STATISTICS

	UT-AT	TT	FF	FR	I	PBU	SACK	TFL
2023	1-0	1	-	-	-	-	-	-
Career	1-0	1	-	-	-	-	-	-

► DIXON'S CAREER HIGHS

Tackles..... 1; West Virginia, 9/2/23



JOHNNY DIXON 3

Cornerback | 6-0 | 196
 Senior
 Tampa, Fla./Chamberlain/South Carolina
 Major: Recreation, Park and Tourism Management

► 2023 ► SENIOR SEASON

Awards: Named to the Reese's Senior Bowl watch list.
Season: Has started in one game.
West Virginia (9/2): Posted three solo tackles and added two pass breakups.

DIXON'S CAREER STATISTICS

	UT-AT	TT	FF	FR	I	PBU	SACK	TFL
2019*	2-1	3	-	-	1	-	-	1-2
2020*	8-6	34	-	1	-	5	-	-
2021	8-2	10	-	-	-	2	-	0.5-0
2022	17-6	23	1	-	2	10	3.0-20	4.5-24
2023	3-0	3	-	-	-	2	-	-
Career	58-15	73	1	1	3	19	3.0-20	6.0-26

► DIXON'S CAREER HIGHS

Tackles..... 5; Three Times: Last Georgia, 11/28/20*
 Tackles for Loss 1.5; Ohio, 9/10/22
 Sacks 1; Three Times: Last Ohio State, 10/29/22
 Forced Fumbles 1; Ohio State, 10/29/22
 Fumble Recoveries 1; at Ole Miss, 11/14/20*
 Interceptions 1; Three Times: Last at Rutgers, 11/19/22
 Long Interception Return 10; at Rutgers, 11/19/22
 Pass Breakups 3; Central Michigan, 9/24/22

* at South Carolina (2019-20).



ZANE DURANT 28

Defensive Tackle | 6-1 | 285
 Sophomore
 Lake Nona, Fla./Lake Nona
 Major: Division of Undergraduate Studies

► 2023 ► SOPHOMORE SEASON

Awards: Named to the Reese's Senior Bowl watch list.
Season: Has started one game.
West Virginia (9/2): Made first career start...Recorded two tackles.

DURANT'S CAREER STATISTICS

	UT-AT	TT	FF	FR	I	PBU	SACK	TFL
2022	1-4	5	-	-	-	-	1.0-8	1.0-8
2023	1-1	2	-	-	-	-	-	-
Career	2-5	7	-	-	-	-	1.0-8	1.0-8

► DURANT'S CAREER HIGHS

Tackles 3; Maryland, 11/12/22
 Tackles for Loss 1; Maryland, 11/12/22
 Sacks 1; Maryland, 11/12/22



TYLER DUZANSKY 48

Long Snapper | 6-4 | 215
 Redshirt Sophomore
 Glen Ellyn, Ill./St. Francis Prep
 Major: Supply Chain and Information Systems

► 2023 ► REDSHIRT SOPHOMORE SEASON

Season: Has appeared in one game as the team's primary long snapper.
West Virginia (9/2): Made first career start at long snapper.



DVON ELLIES 91

Defensive Tackle | 6-1 | 298
 Redshirt Senior
 Burtonsville, Md./McDonogh School
 Major: Journalism

► 2023 ► REDSHIRT SENIOR SEASON

Awards: Preseason: Named to the Allstate Good Works Team and Wuerffel Trophy watch lists.
Season: Has appeared in one game.
West Virginia (9/2): Matched his career high in tackles with four (2 solo).

ELLIES' CAREER STATISTICS

	UT-AT	TT	FF	FR	I	PBU	SACK	TFL
2020	3-0	3	-	-	-	-	1.0-10	1.0-10
2021	7-8	15	-	1	-	-	-	1.5-1
2022	6-9	15	1	-	-	1	1.0-9	2.0-12
2023	2-2	4	-	-	-	-	-	-
Career	18-19	37	1	1	-	1	2.0-19	4.5-23

► **ELLIES' CAREER HIGHS**

Tackles.....4; Twice: Last West Virginia, 9/2/21
 Tackles for Loss 1.0; Four Times: Last at Indiana, 11/5/22
 Sacks..... 1.0; Twice: Last at Indiana, 11/5/22
 Forced Fumbles..... 1; at Michigan, 10/15/22
 Fumble Recoveries1; Illinois, 10/23/21
 Pass Breakups 1; Michigan State, 11/26/22



KEATON ELLIS 2

Safety | 5-11 | 190
 Senior
 State College, Pa./State College Area
 Major: Recreation, Park and Tourism Management

► **CAREER NOTES & RECORDS**

Season: 2019: Tied for ninth at Penn State with three forced fumbles.

► **2023 ► SENIOR SEASON**

Awards: *Preseason*: Named to the Reese's Senior Bowl watch list.
 Season: Has appeared in one game...Named a team captain at the conclusion of spring practice.
 West Virginia (9/2): Made three solo tackles.

ELLIS' CAREER STATISTICS

	UT-AT	TT	FF	FR	I	PBU	SACK	TFL
2019	9-9	18	3	1	-	2	-	-
2020	7-5	12	-	-	1	2	-	1.0-4
2021	14-4	18	-	-	-	1	-	-
2022	15-9	24	-	-	-	7	-	2.0-6
2023	3-0	3	-	-	-	-	-	-
Career	48-27	75	3	1	1	12	-	3.0-10

► **ELLIS' CAREER HIGHS**

Tackles.....6; Twice: Last vs. Arkansas, 1/1/22
 Tackles for Loss 1.0; Three Times: Last at Rutgers, 11/19/22
 Forced Fumbles..... 1; Three Times: Last at Minnesota, 11/9/19
 Fumble Recoveries1; at Maryland, 9/27/19
 Interceptions.....1; Illinois, 12/19/20
 Pass Breakups4; at Purdue, 9/1/22



TYLER ELSDON 43

Linebacker | 6-2 | 229
 Junior
 Frackville, Pa./North Schuylkill
 Major: Health Policy and Administration

► **2023 ► JUNIOR SEASON**

Awards: *Preseason*: Named to the Reese's Senior Bowl watch list.
 Season: Has appeared in one game.
 West Virginia (9/2): Made a solo stop.

ELSDON'S CAREER STATISTICS

	UT-AT	TT	FF	FR	I	PBU	SACK	TFL
2020	1-0	1	-	-	-	-	-	-
2021	9-2	11	-	-	-	-	-	-
2022	25-19	44	-	1	-	1	1.0-2	2.0-6
2023	1-0	1	-	-	-	-	-	-
Career	36-21	57	-	1	-	1	1.0-1	2.0-6

► **ELSDON'S CAREER HIGHS**

Tackles..... 6; Four Times: Last vs. Utah, 1/2/23
 Tackles for Loss 1.0; Twice: Last at Rutgers, 11/19/22
 Sacks..... 1.0; at Rutgers, 11/19/22
 Fumble Recoveries 1; Michigan State, 11/26/22
 Pass Breakups 1; Northwestern, 10/1/22



OLUMUYIWA FASHANU 74

Offensive Line | 6-6 | 317
 Junior
 Waldorf, Md./Gonzaga College High School
 Major: Supply Chain and Information Systems

► **2023 ► JUNIOR SEASON**

Awards: *Preseason*: Named an Associated Press, Sporting News and PFF preseason first-team All-American...Earned a spot on the Walter Camp Player of the Year, Lombardi Award, Outland Trophy and Reese's Senior Bowl watch lists.

Season: Has started one game at left tackle...Named a team captain at the conclusion of spring practice.
 West Virginia (9/2): Helped lead the Penn State offense to 478 total yards in the victory...Helped Drew Allard set career high marks in touchdown passes (3), passing yards (325), completions (21) and attempts (29).



ALEX FELKINS 91

Kicker | 6-3 | 200
 Senior
 Tulsa, Okla./Holland Hall/Columbia
 Major: Business Management Foundations (GC)

► **2023 ► SENIOR SEASON**

Season: Has appeared in one game, sharing field goal duties.
 West Virginia (9/2): Converted a 25-yard field goal in the fourth quarter and also hit two extra-points for his first points as a Nittany Lion.

FELKINS' CAREER KICKING STATISTICS

	FGM-A	%	0-19	20-29	30-39	40-49	50+	LG	XP	PTS
2019*	9-14	64.3	-	5-6	1-3	1-2	2-3	51	22-24	49
2020*	Season Cancelled - COVID 19 Pandemic									
2021*	16-24	66.7	1-1	4-5	7-8	4-10	-	42	25-27	73
2022*	11-16	68.8	-	3-4	4-6	3-4	1-2	53	28-28	61
2023	1-1	100.0	-	1-1	-	-	-	-	2-2	5
Career	37-55	66.7	1-1	14-17	12-17	8-16	3-5	53	77-81	188

FELKINS' CAREER KICKOFF STATISTICS

	KO	Yds.	Avg.	TB	OB
2019	41	2,405	58.7	24	1
2020	Season Cancelled - COVID 19 Pandemic				
2021	55	3,392	61.7	38	1
2022	49	2,959	60.4	29	2
2023	-	-	-	-	-
Career	145	8,756	60.4	91	4

FELKINS' CAREER HIGHS

Points Scored.....	13; Marist, 9/18/21*
PATs Made.....	6; Cornell, 11/19/22*
PATs Attempted.....	6; Twice: Last Cornell, 11/19/22*
Field Goals Made.....	3; Four Times: Last Dartmouth, 10/22/22*
Field Goals Attempted.....	5; Penn, 10/16/21*
Longest Field Goal.....	53; at Marist, 9/17/22*
Kickoffs.....	8; Twice: Last Marist, 9/18/21*
Kickoff Yards.....	515; Marist, 9/18/21*
Kickoff Average.....	65.0: Seven Times; Last at Penn, 10/15/22*

* at Columbia (2019-22).

ZURIAH FISHER

36

Defensive End | 6-3 | 254
Redshirt Junior
Aliquippa, Pa./Aliquippa
Major: Recreation, Park and Tourism Management

2023 > REDSHIRT JUNIOR SEASON

Season: Has appeared in one game.
West Virginia (9/2): Assisted on two tackles.

FISHER'S CAREER STATISTICS

	UT-AT	TT	FF	FR	I	PBU	SACK	TFL
2021	2-2	4	-	-	-	-	-	-
2022	1-1	2	-	-	-	-	-	-
2023	0-2	2	-	-	-	-	-	-
Career	3-5	8	-	-	-	-	-	-

FISHER'S CAREER HIGHS

Tackles.....2; Twice: Last West Virginia, 9/2/23

TYLER HOLZWORTH

34

Running Back | 6-0 | 218
Redshirt Sophomore
Milford, N.J./Delaware Valley Regional/Delaware Valley
Major: Agribusiness Management

2023 > REDSHIRT SOPHOMORE SEASON

Season: Has appeared in one game.

HOLZWORTH'S CAREER STATISTICS

	Att.-Yds.	Avg.	TD	LG	Rec.-Yds.	Avg.	TD	LG
2022	6-19	3.2	-	7	2-16	8.0	-	9
2023	-	-	-	-	-	-	-	-
Career	6-19	3.2	-	7	2-16	8.0	-	9

HOLZWORTH'S CAREER HIGHS

Rushing Attempts.....3; Maryland, 11/12/22
Rushing Yards.....14; Maryland, 11/12/22
Longest Rush.....7; Maryland, 11/12/22
Receptions.....1; Twice: Last Maryland, 11/12/22
Receiving Yards.....9; at Indiana, 11/5/22
Longest Reception.....9; at Indiana, 11/5/22

OLAIVAVEGA IOANE

71

Offensive Line | 6-4 | 348
Redshirt Freshman
Graham, Wash./Graham-Kapowsin
Major: Division of Undergraduate Studies

2023 > REDSHIRT FRESHMAN SEASON

Season: Has appeared in one game at guard.
West Virginia (9/2): Helped lead the Penn State offense to 478 total yards in the victory...Helped Drew Allar set career-high marks in touchdown passes (3), passing yards (325), completions (21) and attempts (29).

ADISA ISAAC

20

Defensive End | 6-4 | 249
Redshirt Senior
Brooklyn, N.Y./Canarsie
Major: Rehabilitation and Human Services

2022 > REDSHIRT SENIOR SEASON

Awards: Preseason: Named to the Reese's Senior Bowl watch list.
Season: Has started one game at defensive end...Named a team captain during fall camp.
West Virginia (9/2): Posted two solo tackles, including a tackle for loss in the first quarter.

ISAAC'S CAREER STATISTICS

	UT-AT	TT	FF	FR	I	PBU	SACK	TFL
2019	4-10	14	1	-	-	-	1.5-8	3.0-13
2020	5-8	13	-	-	-	-	1.5-15	1.5-15
2021	Redshirt Season							
2022	15-13	28	-	-	-	-	4.0-32	11.0-49
2023	2-0	2	-	-	-	-	-	1.0-2
Career	26-31	57	1	-	-	-	7.0-55	16.5-79

ISAAC'S CAREER HIGHS

Tackles.....5; Twice: Last vs. Utah, 1/2/23
Tackles For Loss.....3.0; at Auburn, 9/17/22
Sacks.....1.5; at Maryland, 9/27/19
Forced Fumbles.....1; at Maryland, 9/27/19

GOLDEN ISRAEL-ACHUMBA

78

Offensive Line | 6-4 | 332
Redshirt Junior
Bowie, Md./DeMatha Catholic
Major: Management

2023 > REDSHIRT JUNIOR SEASON

Season: Has appeared in one game.



ANTHONY IVEY **12**

Wide Receiver | 5-11 | 180
 Redshirt Freshman
 Lancaster, Pa./Manheim Township
 Major: Division of Undergraduate Studies

► 2023 ► REDSHIRT FRESHMAN SEASON

Season: Has appeared in one game.



CURTIS JACOBS **23**

Linebacker | 6-1 | 235
 Junior
 Glen Burnie, Md./McDonogh School
 Major: Telecommunications

► 2023 ► JUNIOR SEASON

Awards: **Preseason:** Named to the Butkus Award and Reese's Senior Bowl watch lists.

Season: Has started in one game...Named the coaching staff's Defensive Player of the Game (West Virginia, 9/2).

West Virginia (9/2): Posted 10 tackles (7 solo), to go along with a sack.

JACOBS' CAREER STATISTICS

	UT-AT	TT	FF	FR	I	PBU	SACK	TFL
2020	6-3	9	-	-	-	1	-	0.5-1
2021	39-22	61	-	-	1	-	3.0-11	7.0-20
2022	29-23	52	1	2	1	2	4.0-29	7.5-37
2023	7-3	10	-	-	-	-	1.0-1	1.0-1
Career	81-51	132	1	2	2	3	8.0-41	16.0-59

► JACOBS' CAREER HIGHS

Tackles..... 14; Minnesota, 10/22/22
 Tackles For Loss..... 2.0; Five Times: Last vs. Utah, 1/2/23
 Sacks..... 2.0; vs. Utah, 1/2/23
 Forced Fumbles..... 1; at Rutgers, 11/19/22
 Fumble Recoveries..... 1; Twice: Last Northwestern, 10/11/22
 Interceptions..... 1; Twice: Last at Michigan, 10/15/22
 Long Interception Return..... 47; at Michigan, 10/15/22
 Pass Breakups..... 1; Three Times: Last at Rutgers, 11/19/22



THEO JOHNSON **84**

Tight End | 6-6 | 260
 Junior
 Windsor, Ontario/Holy Names Catholic
 Major: Psychology

► 2023 ► JUNIOR SEASON

Awards: **Preseason:** Named to the Mackey Award and Reese's Senior Bowl watch lists.


Season: Has started in one game...Named a team captain during fall camp.

JOHNSON'S CAREER STATISTICS

	Att.-Yds.	Avg.	TD	LG	Rec.-Yds.	Avg.	TD	LG
2020	-	-	-	-	4-56	14.0	-	23
2021	-	-	-	-	19-213	11.2	1	37
2022	-	-	-	-	20-328	16.4	4	48
2023	-	-	-	-	-	-	-	-
Career	-	-	-	-	43-597	13.9	5	48

► JOHNSON'S CAREER HIGHS

Receptions..... 5; Minnesota, 10/22/22
 Receiving Yards..... 75; Twice: Last Minnesota, 10/22/22
 Receiving Touchdowns..... 2; Michigan State, 11/26/22
 Long Reception..... 48; Michigan State, 11/26/22



KALEN KING **4**

Cornerback | 5-11 | 190
 Junior
 Detroit, Mich./Cass Tech
 Major: Recreation, Park and Tourism Management

► 2023 ► JUNIOR SEASON

Awards: **Preseason:** Earned first-team preseason All-American honors from the Associated Press, Sporting News and PFF...Named to the Bednarik Award, Bronko Nagurski Trophy, Jim Thorpe Award and Lott IMPACT Trophy watch lists.

Season: Has started in one game...Named the coaching staff's Defensive Player of the Game (West Virginia, 9/2).

West Virginia (9/2): Posted four tackles.

KING'S CAREER STATISTICS

	UT-AT	TT	FF	FR	I	PBU	SACK	TFL
2021	15-8	23	1	-	-	5	-	1.0-2
2022	23-7	30	1	1	3	18	-	3.0-8
2023	1-3	4	-	-	-	-	-	-
Career	39-18	57	2	1	3	23	-	4.0-10

► KING'S CAREER HIGHS

Tackles..... 7; vs. Arkansas, 1/1/22
 Tackles for Loss..... 1.0; Four Times: Last Michigan State, 11/26/22
 Forced Fumbles..... 1; Twice: Last Central Michigan, 9/24/22
 Fumble Recoveries..... 1; Central Michigan, 9/24/22
 Interceptions..... 1; Three Times: Last vs. Utah, 1/2/23
 Pass Breakups..... 5; Michigan State, 11/26/22



KOBE KING **41**

Linebacker | 6-1 | 242
 Redshirt Sophomore
 Detroit, Mich./Cass Tech
 Major: Recreation, Park and Tourism Management

► 2023 ► REDSHIRT SOPHOMORE SEASON

Season: Has started in one game.

West Virginia (9/2): Recorded five tackles.

KING'S CAREER STATISTICS

	UT-AT	TT	FF	FR	I	PBU	SACK	TFL
2021	1-2	3	-	-	-	-	-	-
2022	20-21	41	-	1	-	3	-	4.0-10
2023	2-3	5	-	-	-	-	-	-
Career	23-26	49	-	1	-	3	-	4.0-10

► KING'S CAREER HIGHS

Tackles..... 8; at Indiana, 11/5/22
 Tackles for Loss..... 2.5; at Indiana, 11/5/22
 Fumble Recoveries..... 1; at Rutgers, 11/19/22
 Long Fumble Return..... 14; at Rutgers, 11/19/22
 Pass Breakups..... 1; Three Times: Last vs. Utah, 1/2/23



KEANDRE LAMBERT-SMITH 1

Wide Receiver | 6-1 | 185
 Junior
 Norfolk, Va./Maury
 Major: Recreation, Park and Tourism Management

> **CAREER NOTES & RECORDS**

Career: Has 1,171 career receiving yards, becoming the 37th PSU player to reach the 1,000-yard plateau...Has posted three career touchdown receptions of 70+ yards...Owns 17 catches that have gone for 20+ yards.

Game: 2022: Posted an 88-yard touchdown catch from Sean Clifford in the Rose Bowl Game victory over Utah (1/2/23), the fourth longest passing play in Penn State history...Became the only wide receiver in program history to throw and catch a touchdown in the same game in the win over Michigan State (11/26). **2021:** Hauled in an 83-yard touchdown reception Sean Clifford against Villanova (9/25), marking the eighth-longest pass play in program history. **2020:** Started alongside Parker Washington against Maryland (11/7), marking the first time a pair of true freshmen receivers have started for Penn State since Saeed Blacknall and Chris Godwin at Michigan in 2014.

Bowl: Records Set: Posted an 88-yard touchdown reception from Sean Clifford in the Rose Bowl win over Utah (1/2/23), the longest pass play in Rose Bowl history...Averaged 41.3 yards per reception in the Rose Bowl (three receptions, 124 yards), a Penn State bowl record. **2022:** Tallied 124 yards in the win over Utah in the Rose Bowl, tied for fifth all-time at Penn State in a bowl game. **2021:** Averaged 24.7 yards per reception (three receptions, 74 yards) in the Outback Bowl against Arkansas (1/1/22), ranking fifth by a Penn State player in a bowl game.

> **2023 > JUNIOR SEASON**

Awards: Named to the Reese's Senior Bowl watch list

Season: Has started in one game.

West Virginia (9/2): Finished with four receptions for 123 yards and a career-high two touchdowns...Hauled in a 72-yard touchdown reception on Penn State's opening drive...Scored on a 12-yard touchdown catch in the third quarter...Added a 30-yard grab in the second quarter.

LAMBERT-SMITH'S CAREER STATISTICS

	Att.-Yds.	Avg.	TD	LG	Rec.-Yds.	Avg.	TD	LG
2020	-	-	-	-	15-138	9.2	-	20
2021	-	-	-	-	34-521	15.3	3	83
2022	-	-	-	-	24-389	16.2	4	88
2023	-	-	-	-	4-123	30.8	2	72
Career	-	-	-	-	77-1,171	15.2	9	88

> **LAMBERT-SMITH'S CAREER HIGHS**

Receptions.....5; Twice: Last Michigan State, 11/26/22
Receiving Yards.....124; vs. Utah, 1/2/23
Touchdowns.....2; West Virginia, 9/2/23
Long Reception.....88; vs. Utah, 1/2/23



JAMEIAL LYONS 19

Defensive End | 6-5 | 242
 Freshman
 Philadelphia, Pa./Roman Catholic
 Major: Division of Undergraduate Studies

> **2023 > TRUE FRESHMAN SEASON**

Season: Has appeared in one game on defense.



KING MACK 9

Safety | 5-10 | 190
 Freshman
 Miami, Fla./St. Thomas Aquinas
 Major: Division of Undergraduate Studies

> **2023 > TRUE FRESHMAN SEASON**

Season: Has appeared in one game on defense.



MALIK MCCLAIN 11

Wide Receiver | 6-4 | 206
 Junior
 Daphne, Ala. /IMG Academy/Florida State
 Major: Communications

> **2023 > JUNIOR SEASON**

Season: Has appeared in one game...Named the coaching staff's Special Teams Player of the Week (West Virginia, 9/2).

West Virginia (9/2): Hauled in a 25-yard touchdown reception in the fourth quarter, his first touchdown as a Nittany Lions...Posted a career-best 58 receiving yards while tying his career high with four receptions.

MCCLAIN'S CAREER STATISTICS

	Att.-Yds.	Avg.	TD	LG	Rec.-Yds.	Avg.	TD	LG
2021*	-	-	-	-	16-190	11.9	2	51
2022*	1-6	6.0	-	6	17-206	12.1	3	44
2023	-	-	-	-	4-58	14.5	1	25
Career	1-6	6.0	-	6	37-454	12.3	6	51

> **MCCLAIN'S CAREER HIGHS**

Receptions.....4; Twice: Last West Virginia, 9/2/23
Receiving Yards.....58; West Virginia, 9/2/23
Receiving Touchdowns.....1; Six Times: Last West Virginia, 9/2/23
Longest Reception.....51; UMass, 10/23/21*
Rushing Attempts.....1; Georgia Tech, 10/29/22*
Rushing Yards.....6; Georgia Tech, 10/29/22*
Longest Rush.....6; Georgia Tech, 10/29/22*

* at Florida State (2021-22).



MALICK MEIGA 4

Wide Receiver | 6-4 | 203
 Junior
 Saint Jerome, Quebec/Cegep du Vieux
 Major: Telecommunications

> **2023 > JUNIOR SEASON**

Season: Has appeared in one game on offense and special teams...Named a team captain during fall camp

West Virginia (9/2): Made one reception for seven yards.

MEIGA'S CAREER STATISTICS

	Att.-Yds.	Avg.	TD	LG	Rec.-Yds.	Avg.	TD	LG
2021	-	-	-	-	3-78	26.0	1	67
2022	-	-	-	-	3-19	6.3	-	7
2023	-	-	-	-	1-7	7.0	-	7
Career	-	-	-	-	7-104	14.9	1	67

► **MEIGA'S CAREER HIGHS**

Receptions2; Ohio, 9/10/22
 Receiving Yards67; Rutgers, 11/20/21
 Touchdowns1; Rutgers, 11/20/21
 Long Reception67; Rutgers, 11/20/21



CAM MILLER 5

Cornerback | 6-0 | 183
 Sophomore
 Fernandina Beach, Fla./Trinity Christian Academy
 Major: Division of Undergraduate Studies

► **2023 ► SOPHOMORE SEASON**

Season: Has appeared in one game.
 West Virginia (9/2): Posted four tackles and a tackle for loss.

MILLER'S CAREER STATISTICS

	UT-AT	TT	FF	FR	I	PBU	SACK	TFL
2022	3-2	5	-	-	-	-	-	-
2023	4-0	4	-	-	-	-	-	1.0-1
Career	7-2	9	-	-	-	-	-	1.0-1

► **MILLER'S CAREER HIGHS**

Tackles4; West Virginia, 9/2/23
 Tackles for Loss1.0; West Virginia, 9/2/23



TYRECE MILLS 14

Safety | 6-1 | 200
 Redshirt Junior
 Philadelphia, Pa./Northeast/Lackawanna College
 Major: Telecommunications

► **2023 ► REDSHIRT JUNIOR SEASON**

Has appeared in one game.



JB NELSON 56

Offensive Line | 6-5 | 334
 Redshirt Junior
 Pittsburgh, Pa./Mount Lebanon/Lackawanna College
 Major: Recreation, Park and Tourism Management

► **2023 ► REDSHIRT JUNIOR SEASON**

Season: Has started one game at guard.
 West Virginia (9/2): Helped lead the Penn State offense to 478 total yards in the victory...Helped Drew Allar set career-high marks in touchdown passes (3), passing yards (325), completions (21) and attempts (29).



HUNTER NOURZAD 64

Offensive Line | 6-3 | 320
 Redshirt Senior +
 Marietta, Ga./The Walker School/Cornell
 Major: Master's of Business Administration

► **2023 ► REDSHIRT SENIOR (+) SEASON**

Season: Has started one game at center.
 West Virginia (9/2): Helped lead the Penn State offense to 478 total yards in the victory...Helped Drew Allar set career-high marks in touchdown passes (3), passing yards (325), completions (21) and attempts (29).



GABRIEL NWOSU 99

Punter | 6-6 | 274
 Redshirt Sophomore
 Derwood, Md./The Bullis School
 Major: Supply Chain and Information Systems

► **2023 ► REDSHIRT SOPHOMORE SEASON**

Season: Has appeared in one game as Penn State's primary kickoff specialist.
 West Virginia (9/2): Hit six kickoffs, all landing for touchbacks.

NWOSU'S CAREER KICKOFF STATISTICS

	KO	Yds.	Avg.	TB	OB
2022	18	1,138	63.2	7	1
2023	6	390	65.0	6	-
Career	24	1,528	63.7	13	1

NWOSU'S CAREER PUNTING STATISTICS

	Punts	Yards	Avg.	I-20	FC	50+	LG	BLK
2022	2	68	34.0	-	-	-	36	-
2023	-	-	-	-	-	-	-	-
Career	2	68	34.0	-	-	-	36	-

► **NWOSU'S CAREER HIGHS**

Kickoffs6; West Virginia, 9/2/23
 Kickoff Yards390; West Virginia, 9/2/23
 Kickoff Average66.0; Minnesota, 10/22/22
 Touchbacks6; West Virginia, 9/2/23
 Punt Attempts2; at Indiana, 11/5/22
 Punt Yards68; at Indiana, 11/5/22
 Punt Average34; at Indiana, 11/5/22
 Longest Punt36; at Indiana, 11/5/22



TREY POTTS **23**

Running Back | 5-9 | 215
 Redshirt Senior
 Williamsport, Pa./Williamsport/Minnesota
 Major: Communications

► 2023 ► REDSHIRT SENIOR SEASON

Season: Has appeared in one game.

West Virginia (9/2): Rushed for six yards in his Penn State debut.

POTTS' CAREER STATISTICS

	Att.-Yds.	Avg.	TD	LG	Rec.-Yds.	Avg.	TD	LG
2019*	7-51	7.3	1	24	-	-	-	-
2020*	19-121	6.4	1	36	4-20	5.0	-	10
2021*	112-552	4.9	6	54	2-14	7.0	-	12
2022*	101-471	4.7	3	40	3-23	7.7	-	14
2023	5-6	1.2	-	5	-	-	-	-
Career	244-1,201	4.9	11	54	9-57	6.3	-	14

► POTTS' CAREER HIGHS

Rushing Attempts 34; Miami (Ohio), 9/11/21*
 Rushing Yards 178; Miami (Ohio), 9/11/21*
 Rushing Touchdowns 3; at Colorado, 9/18/21*
 Longest Rush 54; Bowling Green, 9/25/21*
 Receptions 2; at Nebraska, 12/12/20*
 Receiving Yards 14; Twice: Last New Mexico State, 9/1/22*
 Longest Reception 14; New Mexico State, 9/1/22*

* At Minnesota (2019-22).



BEAU PRIBULA **9**

Quarterback | 6-2 | 206
 Redshirt Freshman
 York, Pa./Central York
 Major: Division of Undergraduate Studies

► 2022 ► REDSHIRT FRESHMAN SEASON

Season: Has appeared in one game.

West Virginia (9/2): Scored the first rushing touchdown of his career in his first action of his career on a 5-yard run in the fourth quarter...Completed a seven-yard pass in the fourth quarter for the first attempt and completion of his career.

PRIBULA'S CAREER PASSING STATISTICS

	C-A	Yds.	%	TD-INT	YPG	LG
2023	1-1	7	100.0	-	7.0	7
Career	1-1	7	100.0	-	7.0	7

PRIBULA'S CAREER OFFENSIVE STATISTICS

	Att.-Yds.	Avg.	TD	LG	Rec.-Yds.	Avg.	TD	LG
2023	3-18	6.0	1	11	-	-	-	-
Career	3-18	6.0	1	11	-	-	-	-

► PRIBULA'S CAREER HIGHS

Pass Completions 1; West Virginia, 9/2/23
 Pass Attempts 1; West Virginia, 9/2/23
 Passing Yards 7; West Virginia, 9/2/23
 Long Pass 7; West Virginia, 9/2/23
 Rushing Attempts 3; West Virginia, 9/2/23
 Rushing Yards 18; West Virginia, 9/2/23
 Rushing Touchdowns 1; West Virginia, 9/2/23
 Longest Rush 11; West Virginia, 9/2/23



JAYLEN REED **1**

Safety | 6-0 | 205
 Junior
 Detroit, Mich./Martin Luther King Jr.
 Major: Recreation, Park and Tourism Management

► 2023 ► JUNIOR SEASON

Season: Has started one game at safety.

West Virginia (9/2): Recorded four tackles (3 solo).

REED'S CAREER STATISTICS

	UT-AT	TT	FF	FR	I	PBU	SACK	TFL
2021	4-2	6	-	-	-	-	-	-
2022	23-8	31	-	-	-	3	-	2.0-6
2023	3-1	4	-	-	-	-	-	-
Career	30-11	41	-	-	-	3	-	2.0-6

► REED'S CAREER HIGHS

Tackles 5; at Indiana, 11/5/22
 Tackles for Loss 1.0; Twice: Last at Indiana, 11/5/22
 Pass Breakups 3; Three Times: Last Michigan State, 11/26/22



CHOP ROBINSON **44**

Defensive End | 6-3 | 254
 Junior
 Gaithersburg, Md./Quince Orchard/Maryland
 Major: Telecommunications

► 2023 ► JUNIOR SEASON

Awards: Preseason: Earned preseason second-team All-American honors...Named to the Bednarik Award, Lombardi Award and Bronko Nagurski Trophy watch lists.

Season: Has started one game at defensive end.

West Virginia (9/2): Posted two solo tackles and a tackle for loss.

ROBINSON'S CAREER STATISTICS

	UT-AT	TT	FF	FR	I	PBU	SACK	TFL
2021*	12-7	19	-	-	-	-	2-16	2.5-18
2022	19-7	26	1	1	-	2	5.5-29	10.0-39
2023	2-0	2	-	-	-	-	-	1.0-2
Career	33-14	47	1	1	-	2	7.5-45	13.5-59

SAHAYDAK'S CAREER KICKOFF STATISTICS

	KO	Yds.	Avg.	TB	OB
2022	15	934	62.3	4	1
2023	1	53	53.0	-	-
Career	16	987	61.7	4	1


SAHAYDAK'S CAREER HIGHS

Points Scored	4; at Rutgers, 11/19/22
PATs Made	2; West Virginia, 9/2/23
PATs Attempted	2; West Virginia, 9/2/23
Field Goals Made	1; at Rutgers, 11/19/22
Field Goals Attempted	1; at Rutgers, 11/19/22
Longest Field Goal	20; at Rutgers, 11/19/22
Kickoffs	4; Ohio, 9/10/22
Kickoff Yards	240; Ohio, 9/10/22
Kickoff Average	65.0; at Rutgers, 11/19/22

ROBINSON'S CAREER HIGHS

Tackles	5; at Michigan, 10/15/22
Tackles for Loss	2.0; Twice: Last Maryland, 11/12/22
Sacks	2.0; Maryland, 11/12/22
Forced Fumbles	1; at Auburn, 9/17/22
Fumble Recoveries	1; at Auburn, 9/17/22
Pass Breakups	1; Twice: Last Michigan, 10/15/22

* at Maryland (2021).



TONY ROJAS **13**

Linebacker | 6-2 | 225
Freshman
Fairfax, Va./Fairfax
Major: Division of Undergraduate Studies

2023 TRUE FRESHMAN SEASON

Season: Has appeared in one game.
West Virginia (9/2): Made two tackles.

ROJAS' CAREER STATISTICS

	UT-AT	TT	FF	FR	I	PBU	SACK	TFL
2023	1-1	2	-	-	-	-	-	-
Career	1-1	2	-	-	-	-	-	-

ROJAS' CAREER HIGHS

Tackles..... 2; West Virginia, 9/2/23



DOMINIC RULLI **52**

Offensive Line | 6-3 | 287
Redshirt Freshman
Burlington, Ky./The Taft School (Conn.)
Major: Division of Undergraduate Studies

2023 REDSHIRT FRESHMAN SEASON

Season: Has appeared in one game.



SANDER SAHAYDAK **93**


Kicker | 6-0 | 177
Redshirt Sophomore
Bethlehem, Pa./Liberty
Major: Telecommunications

2023 REDSHIRT SOPHOMORE SEASON

Season: Has appeared in one game.
West Virginia (9/2): Connected on a pair of extra points.

SAHAYDAK'S CAREER KICKING STATISTICS

	FGM-A	%	0-19	20-29	30-39	40-49	50+	LG	XP	PTS
2022	1-2	50.0	-	1-1	-	-	0-1	20	1-1	4
2023	0-2	0	-	-	0-2	-	-	-	2-2	2
Career	1-4	25.0	-	1-1	0-2	-	0-1	20	3-3	6



KADEN SAUNDERS **7**

Wide Receiver | 5-10 | 175
Redshirt Freshman
Columbus, Ohio/Westerville South
Major: Division of Undergraduate Studies

2023 REDSHIRT FRESHMAN SEASON


Season: Has appeared in one game.
West Virginia (9/2): Was Penn State's primary punt returner, fair catching three punts.

SAUNDERS' CAREER STATISTICS

	Att.-Yds.	Avg.	TD	LG	Rec.-Yds.	Avg.	TD	LG
2022	-	-	-	-	2-21	10.5	-	13
2023	-	-	-	-	-	-	-	-
Career	-	-	-	-	2-21	10.5	-	13

SAUNDERS' CAREER HIGHS

Receptions	2; Ohio, 9/10/22
Receiving Yards	21; Ohio, 9/10/22
Long Reception	13; Ohio, 9/10/22



DREW SHELTON **66**

Offensive Line | 6-5 | 306
Sophomore
Downingtown, Pa./Downingtown West
Major: Division of Undergraduate Studies

2023 SOPHOMORE SEASON

Season: Has appeared in one game.
West Virginia (9/2): Helped lead the Penn State offense to 478 total yards in the victory...Helped Drew Allar set career-high marks in touchdown passes (3), passing yards (325), completions (21) and attempts (29).



NICHOLAS SINGLETON 10

Running Back | 6-0 | 222
 Sophomore
 Shillington, Pa./Governor Mifflin
 Major: Division of Undergraduate Studies

> CAREER NOTES & RECORDS

Season: Records Set: Posted a Penn State freshman record 12 rushing touchdowns...Singleton (1,061) and Kaytron Allen (867) became the first true freshman teammates in Big Ten history each with 700 or more rushing yards in a single season. **2022:** Became the 16th all-time Nittany Lion to rush for 1,000 yards in a season...Joined Saquon Barkley (1,076; 2015) and D.J. Dozier (1,002; 1983) as the only PSU freshmen to reach 1,000 rushing yards in a season...With five multi-touchdown run games, became one of seven Penn State running backs to have at least five in a single season, joining Lydell Mitchell (8; 1971), Barkley (7; 2017), Curtis Enis (6; 1997), Ki-Jana Carter (6; 1994), Larry Johnson (5; 2002) and Richie Anderson (5; 1992)...Singleton and Allen became the only Penn State duo to each rush for 850-plus yards in a season and one of three 800-plus rushing yard duos: 2022 (Singleton, 1,061; Allen, 867), 2013 (Zach Zwinak, 989; Bill Belton, 803), 2005 (Tony Hunt, 1,047; Michael Robinson, 806).

Game: Records Set: Posted 179 rushing yards against Ohio (9/10), a Penn State record for a Beaver Stadium debut. **2022:** Tallied 70- and 44-yard touchdown runs and an additional 48-yard rush against Ohio, becoming the first Nittany Lion with multiple 40-plus yard touchdown runs in a game and three 40-plus yard runs in a game since Larry Johnson at Indiana on Nov. 16, 2002.

Bowl: 2022: Scored on an 87-yard run in the third quarter against Utah (1/2), the third-longest run in Rose Bowl Game history and the longest in the Rose Bowl Game since 2012...The run marked Penn State's second-longest rush in a bowl game, only trailing Saquon Barkley's 92-yard touchdown run in the 2017 Fiesta Bowl...Tallied two rushing touchdowns in the Rose Bowl Game, tied for second in a PSU bowl game, while his 120 rushing yards were 10th.

> 2023 > SOPHOMORE SEASON

Awards: Preseason: Named to the Walter Camp Player of the Year, Maxwell Award, Doak Walker and Paul Hornung Award watch lists...Earned second-team preseason All-American honors from Sporting News and honorable mention honors from PFF.

Season: Has started one game at running back.

West Virginia (9/2): Ran for 70 yards on 13 carries with a long rush of 14 yards...Scored on a 2-yard rush in the second quarter.

SINGLETON'S CAREER STATISTICS

	Att.-Yds.	Avg.	TD	LG	Rec.-Yds.	Avg.	TD	LG
2022	156-1,061	6.8	12	87	11-85	7.7	1	22
2023	13-70	5.4	1	14	1-1	1.0	-	1
Career	169-1,131	6.7	13	87	12-86	7.7	1	22

SINGLETON'S CAREER RETURN STATISTICS

	KR-Yds.	Avg.	TD	LG	PR-Yds.	Avg.	TD	LG
2022	14-349	24.9	1	100	-	-	-	-
2023	1-19	19.0	-	19	-	-	-	-
Career	15-368	24.4	1	100	-	-	-	-

> SINGLETON'S CAREER HIGHS

Rushing Attempts 21; Northwestern, 10/1/22
Rushing Yards 179; Ohio, 9/10/22
Rushing Touchdowns 2; Five Times: Last vs. Utah, 1/2/23
Longest Rush 87; vs. Utah, 1/2/23
Receptions 3; Michigan State, 11/26/22
Receiving Yards 30; Michigan State, 11/26/22
Receiving Touchdowns 1; Michigan State, 11/26/22
Longest Reception 22; Minnesota, 10/22/22
Kick Returns 4; at Michigan, 10/15/22
Kick Return Yards 100; at Rutgers, 11/19/22
Kick Return Touchdowns 1; at Rutgers, 11/19/22
Long Kick Return 100; at Rutgers, 11/19/22
All-Purpose Yards 219; Ohio, 9/10/22



RILEY THOMPSON 95

Punter | 6-1 | 209
 Senior
 Melbourne, Australia/Haileybury/Deakin/Florida Atlantic
 Major: Labor and Human Resources

> 2023 > SENIOR SEASON

Awards: Preseason: Named to the Ray Guy Award watch list.

Season: Has appeared in one game as Penn State's starting punter.

West Virginia (9/2): Had two punts for 75 yards with a long punt of 46 yards.

THOMPSON'S CAREER PUNTING STATISTICS

	Punts	Yards	Avg.	I-20	FC	50+	LG	BLK
2022*	61	2,770	45.4	26	14	15	71	-
2023	2	75	37.5	-	-	-	46	-
Career	63	2,845	45.2	26	14	15	46	-

> THOMPSON'S CAREER HIGHS

Punt Attempts 9; WKU, 11/26/22*
Punt Yards 420; WKU, 11/26/22*
Punt Average 53.8; at FIU, 11/12/22*
Longest Punt 71; UAB, 10/29/22*
 * At Florida Atlantic (2022).



ZION TRACY 12

Cornerback | 5-11 | 182
 Freshman
 Hempstead, N.Y./St. Thomas More (Conn.)
 Major: Division of Undergraduate Studies

> 2023 > TRUE FRESHMAN SEASON

Season: Has appeared in one game.

West Virginia (9/2): Made two tackles.

TRACY'S CAREER STATISTICS

	UT-AT	TT	FF	FR	I	PBU	SACK	TFL
2023	1-1	2	-	-	-	-	-	-
Career	1-1	2	-	-	-	-	-	-

> TRACY'S CAREER HIGHS

Tackles 2; West Virginia, 9/2/23



JORDAN van den BERG 52

Defensive Tackle | 6-3 | 310
 Redshirt Sophomore
 Johannesburg, South Africa/Providence Christian/Iowa Western
 Major: Telecommunications

> 2023 > REDSHIRT SOPHOMORE SEASON

Awards: Preseason: Named to the Reese's Senior Bowl watch list.

VAN DEN BERG'S CAREER STATISTICS

	UT-AT	TT	FF	FR	I	PBU	SACK	TFL
2021	4-2	6	1	-	-	-	1.0-9	2.0-12
2022	4-5	9	1	-	-	-	1.5-6	1.5-6
2023	2-0	2	-	-	-	-	-	-
Career	10-7	17	2	-	-	-	2.5-15	3.5-18

> VAN DEN BERG'S CAREER HIGHS

Tackles.....5; vs. Arkansas, 1/1/22
Tackles for Loss1.0; Three Times: Last at Auburn, 9/17/22
Sacks.....1.0; Twice: Last at Auburn, 9/17/22
Forced Fumbles.....1; Twice: Last Maryland, 11/12/22



TYLER WARREN 44

Tight End | 6-6 | 257
 Junior
 Mechanicsville, Va./Atlee
 Major: Advertising and Public Relations

> 2023 > JUNIOR SEASON

Awards: Preseason: Named to the Reese's Senior Bowl watch list.

Season: Has started one game at tight end.

West Virginia (9/2): Made a 9-yard reception.

WARREN'S CAREER STATISTICS

	Att.-Yds.	Avg.	TD	LG	Rec.-Yds.	Avg.	TD	LG
2021	6-6	1.0	2	3	5-61	12.2	1	29
2022	-	-	-	-	10-123	12.3	3	38
2023	-	-	-	-	1-9	9.0	-	9
Career	6-6	1.0	2	3	16-193	12.1	4	38

> WARREN'S CAREER HIGHS

Receptions.....3; at Purdue, 9/1/22
Receiving Yards.....38; Minnesota, 10/22/22
Receiving Touchdowns1; Four Times: Last Michigan State, 11/26/22
Longest Reception38; Minnesota, 10/22/22
Rushing Attempts2; Auburn, 9/18/21
Rushing Yards.....3; Villanova, 9/25/21
Rushing Touchdowns1; Twice: Last Villanova, 9/25/21
Longest Rush.....3; Villanova, 9/25/21



CAEDAN WALLACE 73

Offensive Line | 6-5 | 328
 Redshirt Senior
 Robbinsville, N.J./The Hun School
 Major: Communication Arts and Sciences

> 2023 > REDSHIRT SENIOR SEASON

Awards: Preseason: Named to the Reese's Senior Bowl watch list.

Season: Has started one game at right tackle.

West Virginia (9/2): Helped lead the Penn State offense to 478 total yards in the victory...Helped Drew Allar set career-high marks in touchdown passes (3), passing yards (325), completions (21) and attempts (29).



HARRISON WALLACE III 6

Wide Receiver | 6-1 | 194
 Redshirt Sophomore
 Montgomery, Ala./Pike Road
 Major: Criminology

> 2023 > REDSHIRT SOPHOMORE SEASON

Season: Has started one game.

West Virginia (9/2): Recorded career highs seven in receptions (7) and yards (72)...Had a long catch of 18 yards.

WALLACE'S CAREER STATISTICS

	Att.-Yds.	Avg.	TD	LG	Rec.-Yds.	Avg.	TD	LG
2022	-	-	-	-	19-273	14.4	1	48
2023	-	-	-	-	7-72	10.3	-	18
Career	-	-	-	-	26-345	13.3	1	48

> WALLACE'S CAREER HIGHS

Receptions.....7; West Virginia, 9/2/23
Receiving Yards.....72; West Virginia, 9/2/23
Receiving Touchdowns1; at Indiana, 11/5/22
Longest Reception48; Minnesota, 10/15/22



ELLIOT WASHINGTON II 16

Cornerback | 5-11 | 192
 Freshman
 Venice, Fla./Venice
 Major: Division of Undergraduate Studies

> 2023 > FRESHMAN SEASON

Season: Has appeared in one game.

West Virginia (9/2): Made a special teams tackle.

WASHINGTON'S CAREER STATISTICS

	UT-AT	TT	FF	FR	I	PBU	SACK	TFL
2023	1-0	1	-	-	-	-	-	-
Career	1-0	1	-	-	-	-	-	-

> WASHINGTON'S CAREER HIGHS

Tackles.....1; West Virginia, 9/2/23



ZAKEE WHEATLEY 6

Safety | 6-2 | 198
 Redshirt Sophomore
 Crofton, Md./Archbishop Spalding
 Major: Division of Undergraduate Studies

► 2023 ► REDSHIRT SOPHOMORE SEASON

Season: Has appeared in one game.
 West Virginia (9/2): Posted four solo tackles.

WHEATLEY'S CAREER STATISTICS

	UT-AT	TT	FF	FR	I	PBU	SACK	TFL
2021	1-1	2	-	-	-	-	-	-
2022	21-6	27	1	-	2	1	-	-
2023	4-0	4	-	-	-	-	-	-
Career	26-7	33	1	-	2	1	-	-

► WHEATLEY'S CAREER HIGHS

Tackles.....5; Central Michigan, 9/24/22
 Forced Fumbles.....1; at Purdue, 9/1/22
 Interceptions.....1; Twice: Last Central Michigan, 9/24/22
 Pass Breakups.....1; Ohio State, 10/29/22.



JAKE WILSON 94

Defensive End | 6-3 | 247
 Redshirt Junior
 Nazareth, Pa./Nazareth Area
 Major: Electrical Engineering

► 2023 ► REDSHIRT JUNIOR SEASON

Season: Has appeared in one game on special teams.

WILSON'S CAREER STATISTICS

	UT-AT	TT	FF	FR	I	PBU	SACK	TFL
2022	0-1	1	-	-	-	-	-	-
Career	0-1	1	-	-	-	-	-	-

► WILSON'S CAREER HIGHS

Tackles.....1; at Rutgers, 11/19/22



KEVIN WINSTON JR. 21

Safety | 6-2 | 203
 Sophomore
 Columbia, Md./DeMatha Catholic
 Major: Division of Undergraduate Studies

► 2023 ► SOPHOMORE SEASON

Season: Has started one game at safety.
 West Virginia (9/2): Made three tackles (2 solo) in first career start.

WINSTON'S CAREER STATISTICS

	UT-AT	TT	FF	FR	I	PBU	SACK	TFL
2022	11-5	16	-	-	-	-	-	1.0-3
2023	2-1	3	-	-	-	-	-	-
Career	13-6	19	-	-	-	-	-	1.0-3

► WINSTON'S CAREER HIGHS

Tackles.....3; Four Times: Last West Virginia, 9/2/23
 Tackles for Loss1.0; at Rutgers, 11/19/22



SAL WORMLEY 77

Offensive Line | 6-3 | 324
 Redshirt Senior
 Newark, N.J./Smyrna (Del.)
 Major: Journalism

► 2023 ► REDSHIRT SENIOR SEASON

Season: Has started one game at right guard.
 West Virginia (9/2): Helped lead the Penn State offense to 478 total yards in the victory...Helped Drew Allar set career-high marks in touchdown passes (3), passing yards (325), completions (21) and attempts (29).



KEON WYLIE 32

Linebacker | 6-2 | 218
 Redshirt Freshman
 Philadelphia, Pa./Imhotep Charter
 Major: Division of Undergraduate Studies

► 2023 ► REDSHIRT FRESHMAN SEASON

Season: Has appeared in one game.
 West Virginia (9/2): Assisted on a tackle.

WYLIE'S CAREER STATISTICS

	UT-AT	TT	FF	FR	I	PBU	SACK	TFL
2022	1-1	2	-	-	-	-	0.5-2	0.5-2
2023	0-1	1	-	-	-	-	-	-
Career	1-1	2	-	-	-	-	0.5-2	0.5-2

► WYLIE'S CAREER HIGHS

Tackles.....2; vs. Utah, 1/2/23
 Tackles for Loss0.5; vs. Utah, 1/2/23
 Sacks.....0.5; vs. Utah, 1/2/23

2023 RESULTS & STATISTICS

Team Results

Date	Opponent		Score	Att.
09/02/2023	West Virginia	W	38-15	110747

Rushing

Player	gp	att	gain	loss	net	avg	td	lg	avg/g
Nicholas Singleton	1	13	71	1	70	5.4	1	14	70.0
Kaytron Allen	1	10	52	1	51	5.1	0	9	51.0
Beau Pribula	1	3	18	0	18	6.0	1	11	18.0
Trey Potts	1	5	9	3	6	1.2	0	5	6.0
Drew Allar	1	4	7	6	1	0.3	0	5	1.0
Total	1	35	157	11	146	4.2	2	14	146.0
Opponents	1	40	170	24	146	3.7	2	17	146.0

Passing

Player	gp	effc	comp-att-int	pct	yds	td	lg	avg/g
Drew Allar	1	200.7	21-29-0	72.4	325	3	72	325.0
Beau Pribula	1	158.8	1-1-0	100.0	7	0	7	7.0
Total	1	199.3	22-30-0	73.3	332	3	72	332.0
Opponents	1	109.7	16-27-0	59.3	162	0	37	162.0

Receiving

Player	gp	no.	yds	avg	td	lg	avg/g
Harrison Wallace III	1	7	72	10.3	0	18	72.0
KeAndre Lambert-Smith	1	4	123	30.8	2	72	123.0
Malik McClain	1	4	58	14.5	1	25	58.0
Liam Clifford	1	2	25	12.5	0	17	25.0
Dante Cephas	1	1	22	22.0	0	22	22.0
Malick Meiga	1	1	7	7.0	0	7	7.0
Tyler Warren	1	1	9	9.0	0	9	9.0
Nicholas Singleton	1	1	1	1.0	0	1	1.0
Kaytron Allen	1	1	15	15.0	0	15	15.0
Total	1	22	332	15.1	3	72	332.0
Opponents	1	16	162	10.1	0	37	162.0

Game Records

Record	Overall	Home	Away	Neutral
ALL GAMES	1-0	1-0	0-0	0-0
CONFERENCE	0-0	0-0	0-0	0-0
NON-CONFERENCE	1-0	1-0	0-0	0-0

Team Statistics

	PSU	OPP
First Downs	27	17
Rushing	9	10
Passing	16	7
Penalty	2	0
Rushing Yardage	146	146
Rushing attempts	35	40
Average per rush	4.2	3.7
Average per game	146.0	146.0
TDs Rushing	2	2
Passing Yardage	332	162
Comp-Att-Int	22-30-0	16-27-0
Average per pass	11.1	6.0
Average per catch	15.1	10.1
Average per game	332.0	162.0
TDs Passing	3	0
Total offense	478	308
Average per play	7.4	4.6
Average per game	478.0	308.0
Kick returns: #-Yards	1-19	1-20
Punt returns: #-Yards	0-0	1-4
Int returns: #-Yards	0-0	0-0
Fumbles-Lost	0-0	0-0
Penalties-Yards	1-5	5-55
Punts-Avg	2-37.5	4-42.5
Time of possession / game	28:44	31:16
3rd-down conversion	3/9	4/14
4rd-down conversion	1/1	3/6
PAT-attempts	(5-5) 100%	(1-1) 100%
2-point conversion-attempts	(0-0) 0%	(1-1) 100%

Interceptions

Player	no.	yds	avg	td	lg
Total	0	0	0.0	0	0
Opponents	0	0	0.0	0	0

Field Goals

Player	fg	pct.	01-9	20-29	30-39	40-49	50-59	lg	blk
Sander Sahaydak	0-2	0.0	0-0	0-0	0-2	0-0	0-0	0	0
Alex Felkins	1-1	100.0	0-0	1-1	0-0	0-0	0-0	25	0
Opponents	0-0	0.0	0-0	0-0	0-0	0-0	0-0	0	0

Scoring

Player	td	fg	PAT				dpx	saf	pts
			kick	rush	rcv	pass			
KeAndre Lambert-Smith	2	-	-	-	-	-	-	-	12
Alex Felkins	-	1-1	3-3	-	-	-	-	-	6
Malik McClain	1	-	-	-	-	-	-	-	6
Beau Pribula	1	-	-	-	-	-	-	-	6
Nicholas Singleton	1	-	-	-	-	-	-	-	6
Sander Sahaydak	-	0-2	2-2	-	-	-	-	-	2
Total	5	1-3	5-5	0	0	0	0	0	38
Opponents	2	0-0	1-1	0	1	1	0	0	15

Score by Periods

Team	1st	2nd	3rd	4th	OT	TOT
Penn St.	7	7	7	17	0	38
Opponents	0	7	0	8	0	15

FG Sequence

Team Name	Penn St.	Opponents
Ohio	(25),42	(21)
Auburn	(48),(22)	(31),(22)
Central Mich.	56,38	
Northwestern	(38)	
Michigan	(27)	(29),(24),(23),(37)
Minnesota	(41)	(35)
Ohio St.	(44)	(38),53,(37),(40)
Indiana	(50)	
Maryland	(50),(46),(21)	
Rutgers	(22),(20)	(42),41
Michigan St.	37,28	(51)
Purdue		(36)

Numbers in (parentheses) indicate field goal was made

Kickoffs

Player	no.	yds	avg	tb	ob	retn	net	ydln
Jake Pinegar	46	2950	64.1	31	1			
Gabe Nwosu	18	1138	63.2	7	1			
Sander Sahaydak	15	934	62.3	4	1			
Total	79	5022	63.6	42	3	29	40.6	24
Opponents	49	3011	61.4	20	1	17	39.3	25

Punting

Player	no.	yds	avg	lg	tb	fc	i20	50+	blk
Riley Thompson	2	75	37.5	46	0	0	0	0	0
Total	2	75	37.5	46	0	0	0	0	0
Opponents	4	170	42.5	50	0	4	2	1	0

Punt Returns

Player	no.	yds	avg	td	lg
Total	0	0	0.0	0	0
Opponents	1	4	4.0	0	4

Kick Returns

Player	no.	yds	avg	td	lg
Nicholas Singleton	1	19	19.0	0	19
Total	1	19	19.0	0	19
Opponents	1	20	20.0	0	20

All Purpose

Player	g	rush	rcv	pr	kr	ir	total	avg/g
KeAndre Lambert-Smith	1	0	123	0	0	0	123	123.0
Nicholas Singleton	1	70	1	0	19	0	90	90.0
Harrison Wallace III	1	0	72	0	0	0	72	72.0
Kaytron Allen	1	51	15	0	0	0	66	66.0
Malik McClain	1	0	58	0	0	0	58	58.0
Liam Clifford	1	0	25	0	0	0	25	25.0
Dante Cephas	1	0	22	0	0	0	22	22.0
Beau Pribula	1	18	0	0	0	0	18	18.0
Tyler Warren	1	0	9	0	0	0	9	9.0
Malick Meiga	1	0	7	0	0	0	7	7.0
Trey Potts	1	6	0	0	0	0	6	6.0
Drew Allar	1	1	0	0	0	0	1	1.0
Total	1	146	332	0	19	0	497	497.0
Opponents	1	146	162	4	20	0	332	332.0

Total Offense

Player	g	plays	rush	pass	total	avg/g
Drew Allar	1	33	1	325	326	326.0
Nicholas Singleton	1	13	70	0	70	70.0
Kaytron Allen	1	10	51	0	51	51.0
Beau Pribula	1	4	18	7	25	25.0
Trey Potts	1	5	6	0	6	6.0
Total	1	65	146	332	478	478.0
Opponents	1	67	146	162	308	308.0

2023 RESULTS & STATISTICS

Team Defense

##	Player	gp	Tackles				tfl/yds	Sacks	Pass defense			Fumbles		blkd	
			ua	a	tot	no-yds		int-yds	brup	qbh	fr-yds	ff	kick	saf	
23	Curtis Jacobs	1	7	3	10	1-1	1-1	.	.	1	
41	Kobe King	1	2	3	5	
5	Cam Miller	1	4	.	4	1-1	
4	Kalen King	1	1	3	4	
91	Dvon Ellies	1	2	2	4	
6	Zakee Wheatley	1	4	.	4	
1	Jaylen Reed	1	3	1	4	
3	Johnny Dixon	1	3	.	3	.	.	.	2	
2	Keaton Ellis	1	3	.	3	
21	Kevin Winston	1	2	1	3	
20	Adisa Isaac	1	2	.	2	1-2	.	.	.	1	
12	Zion Tracy	1	1	1	2	
28	Zane Durant	1	1	1	2	
36	Zuriah Fisher	1	.	2	2	
13	Tony Rojas	1	1	1	2	
44	Demeioun Robinson	1	2	.	2	1-2	
52	Jordan van den Berg	1	2	.	2	
11	Abdul Carter	1	1	.	1	1-11	1-11	.	.	1	
51	Hakeem Beamon	1	.	1	1	
0	Dominic DeLuca	1	1	.	1	1-5	1-5	
32	Keon Wylie	1	.	1	1	
16	Elliot Washington II	1	1	.	1	
31	Kolin Dinkins	1	1	.	1	
43	Tyler Elsdon	1	1	.	1	
	Totals	1	45	20	65	6-22	3-17	0-0	2	3	0-0	0	0	0	
	Opponents	1	41	22	63	4-11	1-6	0-0	2	3	0-0	0	0	0	

48 2023 PENN STATE FOOTBALL

SCORING SUMMARY

Plays	Yds	Time	Result	Qtr.	Scoring Play
WEST VIRGINIA (6)					
4	94	1:56	TD	1	Lambert-Smith 72 yd pass from Allar (Sahaydak kick)
10	81	4:59	TD	2	Singleton 2 yd run (Sahaydak kick)
7	56	3:26	TD	3	Lambert-Smith 12 yd pass from Allar (Felkins kick)
9	65	2:57	FG	4	Felkins 25 yd kick
5	42	2:54	TD	4	McClain 25 yd pass from Allar (Felkins kick)
9	46	3:24	TD	4	Pribula 5 yd run (Felkins kick)

RED ZONE RECAP

PENN STATE

Opponent	Scores/Chances	Result	Pct.
West Virginia	2/2	1 TD, 1 FG	100%
Delaware	-	-	-
at Illinois	-	-	-
Iowa	-	-	-
at Northwestern	-	-	-
UMass	-	-	-
at Ohio State	-	-	-
Indiana	-	-	-
at Maryland	-	-	-
Michigan	-	-	-
Rutgers	-	-	-
at Michigan State	-	-	-
TOTAL	2/2	1 TD, 1FG	100%

OPPONENT

Opponent	Scores/Chances	Result	Pct.
West Virginia	2/2	2 TD	100%
Delaware	-	-	-
at Illinois	-	-	-
Iowa	-	-	-
at Northwestern	-	-	-
UMass	-	-	-
at Ohio State	-	-	-
Indiana	-	-	-
at Maryland	-	-	-
Michigan	-	-	-
Rutgers	-	-	-
at Michigan State	-	-	-
TOTAL	2/2	2TD	100%

PENN STATE GAME-BY-GAME

Date	Opponent	Rushing				Receiving				Passing				Kick Returns				Punt Returns				tot off		
		no.	yds	td	lg	no.	yds	td	lg	cmp	att	int	yds	td	lg	no.	yds	td	lg	no.	yds		td	lg
09/02/2023	West Virginia	35	146	2	14	22	332	3	72	22	30	0	332	3	72	1	19	0	19	0	0	0	0	478
Penn St.		35	146	2	14	22	332	3	72	22	30	0	332	3	72	1	19	0	19	0	0	0	0	478
Opponents		40	146	2	17	16	162	0	37	16	27	0	162	0	37	1	20	0	20	1	4	0	4	308

Penn St. Averages

Games	Avg/ rush	Avg/ catch	Pass effc	KR avg	PR avg	All purpose avg/game	Total offense avg/game
1	4.2	15.1	199.3	19.0	0.0	497.0	478.0

Date	Opponent	Tackles				Sacks	Fumble	Pass Defense				blkd	PAT attempts			off			
		ua	a	total	tfl-yds	no-yds	ff	fr-yds	int-yds	qbh	brup	kick	kick	rush	rcv	saf	t/o	pts	
09/02/2023	West Virginia	45	20	65	6.0-22	3-17	0	0-0	0-0	3	2	0	5-5	0	0	0	0	0	38
Penn St.		45	20	65	6.0-22	3-17	0	0-0	0-0	3	2	0	5-5	0	0	0	0	0	38
Opponents		40	22	62	4.0-11	1-6	0	0-0	0-0	3	2	0	1-1	0	1	0	0	0	15

Date	Opponent	Punting								Field Goals			Kickoffs					
		no.	yds	avg	long	blkd	tb	fc	50+	i20	md-att	long	blkd	no.	yds	avg	tb	ob
09/02/2023	West Virginia	2	75	37.5	46	0	0	0	0	0	1-3	25	0	7	443	63.3	6	0
Penn St.		2	75	37.5	46	0	0	0	0	0	1-3	25	0	7	443	63.3	6	0
Opponents		4	170	42.5	50	0	0	4	1	2	0-0	0	0	2	130	65.0	1	0

50 2023 PENN STATE FOOTBALL

OPPONENT GAME-BY-GAME

Date	Opponent	Rushing				Receiving				Passing				Kick Returns				Punt Returns				tot off		
		no.	yds	td	lg	no.	yds	td	lg	cmp	att	int	yds	td	lg	no.	yds	td	lg	no.	yds		td	lg
09/02/2023	West Virginia	40	146	2	17	16	162	0	37	16	27	0	162	0	37	1	20	0	20	1	4	0	4	308
Opponents		40	146	2	17	16	162	0	37	16	27	0	162	0	37	1	20	0	20	1	4	0	4	308
Penn St.		35	146	2	14	22	332	3	72	22	30	0	332	3	72	1	19	0	19	0	0	0	0	478

Opponents Averages

Games	Avg/ rush	Avg/ catch	Pass effc	KR avg	PR avg	All purpose avg/game	Total offense avg/game
1	3.7	10.1	109.7	20.0	4.0	332.0	308.0

Date	Opponent	Tackles			Sacks	Fumble	Pass Defense			blkd	PAT attempts			off				
		ua	a	total	tfl-yds	no-yds	ff	fr-yds	int-yds	qbh	brup	kick	kick	rush	rcv	saf	t/o	pts
09/02/2023	West Virginia	40	22	62	4.0-11	1-6	0	0-0	0-0	3	2	0	1-1	0	1	0	0	15
Opponents		40	22	62	4.0-11	1-6	0	0-0	0-0	3	2	0	1-1	0	1	0	0	15
Penn St.		45	20	65	6.0-22	3-17	0	0-0	0-0	3	2	0	5-5	0	0	0	0	38

Date	Opponent	Punting								Field Goals			Kickoffs					
		no.	yds	avg	long	blkd	tb	fc	50+	i20	md-att	long	blkd	no.	yds	avg	tb	ob
09/02/2023	West Virginia	4	170	42.5	50	0	0	4	1	2	0-0	0	0	2	130	65.0	1	0
Opponents		4	170	42.5	50	0	0	4	1	2	0-0	0	0	2	130	65.0	1	0
Penn St.		2	75	37.5	46	0	0	0	0	0	1-3	25	0	7	443	63.3	6	0

INDIVIDUAL GAME-BY-GAME

RUSHING & RECEIVING

Rushing

Player	No-Yds/TD	WVU
Nicholas Singleton	13-70/1	13-70/1
Kaytron Allen	10-51/0	10-51/0
Trey Potts	5-6/0	5-6/0
Drew Allar	4-1/0	4-1/0
Beau Pribula	3-18/1	3-18/1

Receiving

Player	No-Yds/TD	WVU
Harrison Wallace III	7-72/0	7-72/0
KeAndre Lambert-Smith	4-123/2	4-123/2
Malik McClain	4-58/1	4-58/1
Liam Clifford	2-25/0	2-25/0
Dante Cephas	1-22/0	1-22/0
Kaytron Allen	1-15/0	1-15/0
Tyler Warren	1-9/0	1-9/0
Malick Meiga	1-7/0	1-7/0
Nicholas Singleton	1-1/0	1-1/0

KICKING & PUNTING

KICKOFFS

Season	KO	Total			Kick Avg.	Returns	Rtn. Yds.	Yds./Rtn.
		Yards	TB	OB				
Nwosu, Gabriel	6	390	6	0	65.0	0	0	0.0
Sahaydak, Sander	1	53	0	0	53.0	1	20	20.0

Gabriel Nwosu

Game	KO	Total			Kick Avg.	Returns	Rtn. Yds.	Yds./Rtn.
		Yards	TB	OB				
WVU	6	390	6	0	65.0	0	0	0.0

Sander Sayahdak

Game	KO	Total			Kick Avg.	Returns	Rtn. Yds.	Yds./Rtn.
		Yards	TB	OB				
WVU	1	53	0	0	53.0	1	20	20.0

PUNTING

Season	No.	Total			I20	50+	TB	FC	Blk
		Yds	Avg.	Long					
Thompson, Riley	2	75	37.5	46	2	0	0	1	-

Riley Thompson

Game	No.	Total			I20	50+	TB	FC	Blk
		Yds	Avg.	Long					
WVU	2	75	37.5	46	2	0	0	1	-

52 2023 PENN STATE FOOTBALL

INDIVIDUAL GAME-BY-GAME

PASSING

#9 Beau Pribula	Comp	Att	Int	Pct	Yards	TD	Long	Sacked	Effic.
West Virginia	1	1	0	100.0	7	0	7	0-0	158.8
Totals	1	1	0	100.0	7	0	7	0-0	158.8

#15 Drew Allar	Comp	Att	Int	Pct	Yards	TD	Long	Sacked	Effic.
West Virginia	21	29	0	72.4	325	3	72	1-6	200.7
Totals	21	29	0	72.4	325	3	72	1-6	200.7

TACKLE BREAKDOWN

RUSHING TACKLES		PASSING TACKLES		SPECIAL TEAMS TACKLES		
				Total	KO	Punt
Jacobs, Curtis	8	Ellis, Keaton	3	Dinkins, Kolin	1	-
King, Kobe	4	Reed, Jaylen	3	Washington II, Elliot	1	-
Wheatley, Zakee	4	Dixon, Johnny	2	TOTALS	2	-
Ellies, Dvon	3	Jacobs, Curtis	2			
King, Kalen	3	Miller, Cam	2			
Winston, K.J.	3	Ellies, Dvon	1			
Durant, Zane	2	Elsdon, Tyler	1			
Miller, Cam	2	Fisher, Zuriah	1			
Robinson, Chop	2	Isaac, Adisa	1			
Tracy, Zion	2	King, Kalen	1			
van den Berg, Jordan	2	King, Kobe	1			
Beamon, Hakeem	1	Rojas, Tony	1			
Carter, Abdul	1	TOTAL	19			
DeLuca, Dominic	1					
Dixon, Johnny	1					
Fisher, Zuriah	1					
Isaac, Adisa	1					
Reed, Jaylen	1					
Rojas, Tony	1					
Wylie, Keon	1					
TOTAL	44					

INDIVIDUAL GAME-BY-GAME

ALL-PURPOSE

Player	g	rush	rcv	pr	kr	ir	total	avg/g
KeAndre Lambert-Smith	1	0	123	0	0	0	123	123.0
Nicholas Singleton	1	70	1	0	19	0	90	90.0
Harrison Wallace III	1	0	72	0	0	0	72	72.0
Kaytron Allen	1	51	15	0	0	0	66	66.0
Malik McClain	1	0	58	0	0	0	58	58.0
Liam Clifford	1	0	25	0	0	0	25	25.0
Dante Cephas	1	0	22	0	0	0	22	22.0
Beau Pribula	1	18	0	0	0	0	18	18.0
Tyler Warren	1	0	9	0	0	0	9	9.0
Malick Meiga	1	0	7	0	0	0	7	7.0
Trey Potts	1	6	0	0	0	0	6	6.0
Drew Allar	1	1	0	0	0	0	1	1.0
Total	1	146	332	0	19	0	497	497.0
Opponents	1	146	162	4	20	0	332	332.0

GAME LEADERS

Opponent	Rushing Attempts	Rushing Yards	Receptions	Receiving Yards	All-Purpose Yards	Tackles
West Virginia	Singleton - 13	Singleton - 71	Wallace III - 7	Lambert-Smith - 123	Lambert-Smith - 123	Jacobs - 10
Delaware	-	-	-	-	-	-
at Illinois	-	-	-	-	-	-
Iowa	-	-	-	-	-	-
at Northwestern	-	-	-	-	-	-
UMass	-	-	-	-	-	-
at Ohio State	-	-	-	-	-	-
Indiana	-	-	-	-	-	-
at Maryland	-	-	-	-	-	-
Michigan	-	-	-	-	-	-
Rutgers	-	-	-	-	-	-
at Michigan State	-	-	-	-	-	-

TACKLES

Total Tackles

Player	S-A	Total	WVU
Curtis Jacobs	7-3	10	7-3
Kobe King	2-3	5	2-3
Cam Miller	4-0	4	4-0
Zakee Wheatley	4-0	4	4-0
Jaylen Reed	3-1	4	3-1
Dvon Ellies	2-2	4	2-2
Kalen King	1-3	4	1-3
Keaton Ellis	3-0	3	3-0
Johnny Dixon	3-0	3	3-0
Kevin Winston	2-1	3	2-1
Adisa Isaac	2-0	2	2-0
Demeioun Robinson	2-0	2	2-0
Jordan van den Berg	2-0	2	2-0
Zion Tracy	1-1	2	1-1
Tony Rojas	1-1	2	1-1
Zane Durant	1-1	2	1-1
Zuriah Fisher	0-2	2	0-2
Dominic DeLuca	1-0	1	1-0
Abdul Carter	1-0	1	1-0
Elliot Washington II	1-0	1	1-0
Kolin Dinkins	1-0	1	1-0
Tyler Elsdon	1-0	1	1-0
Keon Wylie	0-1	1	0-1
Hakeem Beamon	0-1	1	0-1

INDIVIDUAL GAME-BY-GAME

TACKLES FOR LOSS

Player	UA-A	Total	WVU
Dominic DeLuca	1-0	1.0	1.0-5
Cam Miller	1-0	1.0	1.0-1
Abdul Carter	1-0	1.0	1.0-11
Adisa Isaac	1-0	1.0	1.0-2
Curtis Jacobs	1-0	1.0	1.0-1
Demeioun Robinson	1-0	1.0	1.0-2

SACKS

Player	UA-A	Total	WVU
Dominic DeLuca	1-0	1	1-5
Abdul Carter	1-0	1	1-11
Curtis Jacobs	1-0	1	1-1

TURNOVERS BY GAME

PENN STATE: 0 GAINED

TYPE	QTR	PLAYER	PLAYS/ YDS	1st DOWNS	RESULT
West Virginia (0)					
-	-	-	-	-	-

OPPONENT: 0 GAINED

TYPE	QTR	PLAYER	PLAYS/ YDS	1st DOWNS	RESULT
West Virginia (0)					
-	-	-	-	-	-

TURNOVERS BY PLAYER

FUMBLES

Player No-Lost WVU

FORCED FUMBLES

Player Number WVU

FUMBLES RECOVERED

Player Number WVU

INTERCEPTIONS

(#-Yards)	Total	WVU	DEL	at ILL	IOWA	at NU	UMass	at OSU	IND	at UMD	MICH	RU	at MSU
-	-	-	-	-	-	-	-	-	-	-	-	-	-

INTERCEPTIONS THROWN

Total	WVU	DEL	at ILL	IOWA	at NU	UMass	at OSU	IND	at UMD	MICH	RU	at MSU
-	-	-	-	-	-	-	-	-	-	-	-	-

SCORING BREAKDOWN

PENN STATE DRIVES

Totals: 6 scoring drives (5 TD, 1 FG)
Special Teams/Defensive Touchdowns:

LONGEST DRIVES BY:

Plays: 10 West Virginia (9/2)
9 2x vs. West Virginia (9/2)
Yards: 94 West Virginia (9/2)
81 West Virginia (9/2)
Time: 4:59 West Virginia (9/2)
3:45 West Virginia (9/2)

OPPONENT DRIVES

Totals: 2 scoring drives (2 TD)
Special Teams/Defensive Touchdowns:

LONGEST DRIVES BY:

Plays: 10 West Virginia (9/2)
9 West Virginia (9/2)
Yards: 75 West Virginia (9/2)
69 West Virginia (9/2)
Time: 5:42 West Virginia (9/2)
4:31 West Virginia (9/2)

LONG PLAY BREAKDOWN

BY YARDAGE

OFFENSE (5)

Yards	Type	Player(s)	Opponent
72*	Pass	Lambert-Smith, KeAndre from Allar, Drew	West Virginia
30	Pass	Lambert-Smith, KeAndre from Allar, Drew	West Virginia
25*	Pass	McClain, Malik from Allar, Drew	West Virginia
22	Pass	McClain, Malik from Allar, Drew	West Virginia
22	Pass	Cephas, Dante from Allar, Drew	West Virginia

DEFENSE (-)

Yards	Type	Player(s)	Opponent
-------	------	-----------	----------

SPECIAL TEAMS (-)

Yards	Type	Player(s)	Opponent
-------	------	-----------	----------

* - touchdown scored on play

LONG PLAY BREAKDOWN

LONG PLAYS BY THE NUMBERS

BY YARDAGE

Yards	No.	TD
100+	0	0
90-99	0	0
80-89	0	0
70-79	1	1
60-69	0	0
50-59	0	0
40-49	0	0
30-39	1	0
20-29	3	1

BY TYPE

Type	No.	TD
Rushing	0	0
Passing	5	2
Punt returns	0	0
Kick returns	0	0
Interceptions	0	0
Fumble returns	0	0
Other	0	0
TOTAL	5	2

PENN STATE (5 PLAYS)

Play	#	Long	Play	Opponent
Passing	5	72*	Lambert-Smith, KeAndre from Allar, Drew	West Virginia

OPPONENTS (4 PLAYS)

Play	#	Long	Play	Opponent
Passing	3	37	Carter, Devin from Greene, Garrett	West Virginia
KR	1	20	Bishop Jr., Beanie	West Virginia

* - touchdown scored on play

20+ YARD PLAYS BY PLAYER

Player	No.	TD	R	P	KR	PR	IR	FR
Cephas, Dante	1	-	-	1	-	-	-	-
Lambert-Smith, KeAndre	2	1	-	2	-	-	-	-
McClain, Malik	2	1	-	2	-	-	-	-
TOTAL	5	2	-	5	-	-	-	-

LONGEST PLAYS OF THE YEAR

Rushing

14 Singleton, Nicholas West Virginia (9/2)

Rushing Touchdown

5* Pribula, Beau West Virginia (9/2)

Passing

72* Lambert-Smith, KeAndre from Allar, Drew West Virginia (9/2)

Passing Touchdown

72* Lambert-Smith, KeAndre from Allar, Drew West Virginia (9/2)

Kick Return

19 Singleton, Nicholas West Virginia (9/2)

Punt Return

- - -

Interception Return

- - -

Fumble Return

- - -

Punt

46 Thompson, Riley West Virginia (9/2)

Field Goal

25 Felkins, Alex West Virginia (9/2)

* - touchdown scored on play

60 2023 PENN STATE FOOTBALL

OFFENSIVE STARTERS

OPPONENT	LT	LG	C	RG	RT	TE	QB	RB	WR	WR	WR
West Virginia	Fashanu	JB Nelson	Nourzad	Wormley	C. Wallace	Johnson	Allar	Singleton	Lambert-Smith	Wallace III	Warren (TE)
Delaware	-	-	-	-	-	-	-	-	-	-	-
at Illinois	-	-	-	-	-	-	-	-	-	-	-
Iowa	-	-	-	-	-	-	-	-	-	-	-
at Northwestern	-	-	-	-	-	-	-	-	-	-	-
UMass	-	-	-	-	-	-	-	-	-	-	-
at Ohio State	-	-	-	-	-	-	-	-	-	-	-
Indiana	-	-	-	-	-	-	-	-	-	-	-
at Maryland	-	-	-	-	-	-	-	-	-	-	-
Michigan	-	-	-	-	-	-	-	-	-	-	-
Rutgers	-	-	-	-	-	-	-	-	-	-	-
at Michigan State	-	-	-	-	-	-	-	-	-	-	-

DEFENSIVE STARTERS

OPPONENT	DE	DT	DT	DE	LB	LB	LB	CB	S	S	CB
West Virginia	Isaac	Beamon	Durant	C. Robinson	Carter	Jacobs	King, Kobe	King, Kalen	Reed	Winston	Dixon
Delaware	-	-	-	-	-	-	-	-	-	-	-
at Illinois	-	-	-	-	-	-	-	-	-	-	-
Iowa	-	-	-	-	-	-	-	-	-	-	-
at Northwestern	-	-	-	-	-	-	-	-	-	-	-
UMass	-	-	-	-	-	-	-	-	-	-	-
at Ohio State	-	-	-	-	-	-	-	-	-	-	-
Indiana	-	-	-	-	-	-	-	-	-	-	-
at Maryland	-	-	-	-	-	-	-	-	-	-	-
Michigan	-	-	-	-	-	-	-	-	-	-	-
Rutgers	-	-	-	-	-	-	-	-	-	-	-
at Michigan State	-	-	-	-	-	-	-	-	-	-	-

CAREER STARTS

Player	'19	'20	'21	'22	'23	Total
Nourzad, Hunter (OL)	-	10+	10+	7	1	28
Wallace, Caedan (OL)	-	7	13	7	1	28
Lambert-Smith, KeAndre (WR)	-	5	13	7	1	26
Jacobs, Curtis (LB)	-	-	11	11	1	23
Cephas, Dante (WR)	-	-	13@	8@	-	21
Ellis, Keaton (S)	1	5	1	12	-	19
Johnson, Theo (TE)	-	1	6	8	1	16
Dixon, Johnny (CB)	1*	8*	-	5	1	15
Isaac, Adisa (DE)	-	-	-	12	1	13
Wormley, Sal (OL)	-	-	-	12	1	13
Beamon, Hakeem (DT)	-	-	-	11	1	12
Elsdon, Tyler (LB)	-	-	-	12	-	12
McClain, Malik (WR)	-	-	9#	3#	-	12
King, Kalen (CB)	-	-	1	9	1	11
Fashanu, Olumuyiwa (OL)	-	-	1	8	1	10
Singleton, Nicholas (RB)	-	-	-	7	1	8
Izzard, Coziah (DT)	-	-	7	-	-	7
Carter, Abdul (LB)	-	-	-	6	1	7
Potts, Trey (RB)	-	-	4!	1!	-	5
Warren, Tyler (TE)	-	-	-	3	1	4

Player	'19	'20	'21	'22	'23	Total
Shelton, Drew (OL)	-	-	-	4	-	4
Robinson, Chop (DE)	-	-	1^	-	1	2
Allar, Drew (QB)	-	-	-	-	1	1
Durant, Zane (DT)	-	-	-	-	1	1
Ellies, Dvon (DT)	-	-	1	-	-	1
Hardy, Daequan (CB)	-	-	1	-	-	1
King, Kobe (LB)	-	-	-	-	1	1
Nelson, JB (OL)	-	-	-	-	1	1
Reed, Jaylen (S)	-	-	-	-	1	1
Vilbert, Smith (DE)	-	-	1	-	-	1
Winston, Kevin (S)	-	-	-	-	1	1
Wallace III, Harrison (WR)	-	-	-	-	1	1

* Starts at South Carolina

+ Starts at Cornell

^ Starts at Maryland

Starts at Florida State

@ Starts at Kent State

! Starts at Minnesota

PARTICIPATION CHART

	GP/GS	WVU	UDEL	at III	IOWA	at NU	UMASS	at OSU	IND	at UMD	MICH	RU	at MSU
0	Dominic DeLuca	1/0	XXX	-	-	-	-	-	-	-	-	-	-
1	Jaylen Reed	1/1	START	-	-	-	-	-	-	-	-	-	-
1	KeAndre Lambert-Smith	1/1	START	-	-	-	-	-	-	-	-	-	-
2	Liam Clifford	1/0	XXX	-	-	-	-	-	-	-	-	-	-
2	Keaton Ellis	1/0	XXX	-	-	-	-	-	-	-	-	-	-
3	Dante Cephas	1/0	XXX	-	-	-	-	-	-	-	-	-	-
3	Johnny Dixon	1/1	START	-	-	-	-	-	-	-	-	-	-
4	Kalen King	1/1	START	-	-	-	-	-	-	-	-	-	-
4	Malick Meiga	1/0	XXX	-	-	-	-	-	-	-	-	-	-
5	Cam Miller	1/0	XXX	-	-	-	-	-	-	-	-	-	-
6	Zakee Wheatley	1/0	XXX	-	-	-	-	-	-	-	-	-	-
6	Harrison Wallace III	1/1	START	-	-	-	-	-	-	-	-	-	-
7	Kaden Saunders	1/0	XXX	-	-	-	-	-	-	-	-	-	-
9	King Mack	1/0	XXX	-	-	-	-	-	-	-	-	-	-
9	Beau Pribula	1/0	XXX	-	-	-	-	-	-	-	-	-	-
10	Nicholas Singleton	1/1	START	-	-	-	-	-	-	-	-	-	-
11	Abdul Carter	1/1	START	-	-	-	-	-	-	-	-	-	-
11	Malik McClain	1/0	XXX	-	-	-	-	-	-	-	-	-	-
12	Anthony Ivey	1/0	XXX	-	-	-	-	-	-	-	-	-	-
12	Zion Tracy	1/0	XXX	-	-	-	-	-	-	-	-	-	-
13	Kaytron Allen	1/0	XXX	-	-	-	-	-	-	-	-	-	-
13	Tony Rojas	1/0	XXX	-	-	-	-	-	-	-	-	-	-
14	Tyrece Mills	1/0	XXX	-	-	-	-	-	-	-	-	-	-
15	Drew Allar	1/1	START	-	-	-	-	-	-	-	-	-	-
16	Khalil Dinkins	1/0	XXX	-	-	-	-	-	-	-	-	-	-
16	Elliot Washington II	1/0	XXX	-	-	-	-	-	-	-	-	-	-
19	Jameial Lyons	1/0	XXX	-	-	-	-	-	-	-	-	-	-
20	Adisa Isaac	1/1	START	-	-	-	-	-	-	-	-	-	-
21	Kevin Winston Jr.	1/1	START	-	-	-	-	-	-	-	-	-	-
23	Curtis Jacobs	1/1	START	-	-	-	-	-	-	-	-	-	-
23	Trey Potts	1/0	XXX	-	-	-	-	-	-	-	-	-	-
28	Zane Durant	1/1	START	-	-	-	-	-	-	-	-	-	-
29	Audavion Collins	1/0	XXX	-	-	-	-	-	-	-	-	-	-
31	Kolin Dinkins	1/0	XXX	-	-	-	-	-	-	-	-	-	-
32	Keon Wylie	1/0	XXX	-	-	-	-	-	-	-	-	-	-
33	Dani Dennis-Sutton	1/0	XXX	-	-	-	-	-	-	-	-	-	-
34	Tyler Holzworth	1/0	XXX	-	-	-	-	-	-	-	-	-	-
36	Zuriah Fisher	1/0	XXX	-	-	-	-	-	-	-	-	-	-
41	Kobe King	1/1	START	-	-	-	-	-	-	-	-	-	-
43	Tyler Elsdon	1/0	XXX	-	-	-	-	-	-	-	-	-	-
44	Tyler Warren	1/1	START	-	-	-	-	-	-	-	-	-	-
44	Chop Robinson	1/1	START	-	-	-	-	-	-	-	-	-	-
48	Tyler Duzansky	1/0	XXX	-	-	-	-	-	-	-	-	-	-
51	Hakeem Beamon	1/1	START	-	-	-	-	-	-	-	-	-	-
52	Dominic Rulli	1/0	XXX	-	-	-	-	-	-	-	-	-	-
52	Jordan van den Berg	1/0	XXX	-	-	-	-	-	-	-	-	-	-
53	Nick Dawkins	1/0	XXX	-	-	-	-	-	-	-	-	-	-
55	JB Nelson	1/1	START	-	-	-	-	-	-	-	-	-	-
58	Kaleb Artis	1/0	XXX	-	-	-	-	-	-	-	-	-	-
64	Hunter Nourzad	1/1	START	-	-	-	-	-	-	-	-	-	-
66	Drew Shelton	1/0	XXX	-	-	-	-	-	-	-	-	-	-
71	Vega Ioane	1/0	XXX	-	-	-	-	-	-	-	-	-	-
74	Olumuyiwa Fashanu	1/1	START	-	-	-	-	-	-	-	-	-	-
77	Sal Wormley	1/1	START	-	-	-	-	-	-	-	-	-	-
78	Golden Israel-Achumba	1/0	XXX	-	-	-	-	-	-	-	-	-	-
73	Caedan Wallace	1/1	START	-	-	-	-	-	-	-	-	-	-
82	Liam Clifford	1/0	XXX	-	-	-	-	-	-	-	-	-	-
84	Theo Johnson	1/1	START	-	-	-	-	-	-	-	-	-	-
91	Dvon Ellies	1/0	XXX	-	-	-	-	-	-	-	-	-	-
91	Alex Felkins	1/0	XXX	-	-	-	-	-	-	-	-	-	-
93	Sander Sahaydak	1/0	XXX	-	-	-	-	-	-	-	-	-	-
94	Jake Wilson	1/0	XXX	-	-	-	-	-	-	-	-	-	-
95	Riley Thompson	1/0	XXX	-	-	-	-	-	-	-	-	-	-
99	Gabe Nwosu	1/0	XXX	-	-	-	-	-	-	-	-	-	-

PENN STATE

100+ Yards Rushing: 117, Kaytron Allen at Rutgers, 2022
 150+ Yards Rushing: 202, Journey Brown vs. Memphis, 2019 ~
 200+ Yards Rushing: 202, Journey Brown vs. Memphis, 2019 ~
 300+ Yards Rushing: 327, Larry Johnson at Indiana, 2002
 30-34 Rushing Attempts: 33, Saquon Barkley at Indiana, 2016
 35+ Rushing Attempts: 35, Zach Zwinak vs. Nebraska, 2013
 Three Touchdowns Rushing: Kaytron Allen at Indiana, 2022
 Four Touchdowns Rushing: Saquon Barkley at Pittsburgh, 2016
 Five Touchdowns Rushing: Ki-Jana Carter vs. Michigan State, 1994
 60+ Yard Run: 87, Nicholas Singleton vs. Utah, 2022 ^
 70+ Yard Run: 87, Nicholas Singleton vs. Utah, 2022 ^
 80+ Yard Run: 87, Nicholas Singleton vs. Utah, 2022 ^
 90+ Yard Run: 92, Saquon Barkley vs. Washington, 2017 @
 Two Players Rush For 100 Yards: Will Levis (108) & Journey Brown (103) vs. Rutgers, 2019
 QB/RB Rush For 100 Yards: Will Levis (108) & Journey Brown (103) vs. Rutgers, 2019
 Four Rushing TD in One Quarter: vs. UMass, 2014 (2nd; Belton [2], Zwinak [2])
 300+ Yards Passing: 325, Drew Allar vs. West Virginia, 2022
 350+ Yards Passing: 371, Sean Clifford vs. Ohio State, 2022
 400+ Yards Passing: 401, Sean Clifford vs. Villanova, 2021
 20-24 Pass Completions: 21, Drew Allar vs. West Virginia, 2021
 25-29 Pass Completions: 27, Sean Clifford at Maryland, 2023
 30-34 Pass Completions: 32, Sean Clifford vs. Ohio State, 2022
 35+ Pass Completions: 37, Sean Clifford at Purdue, 2022
 30-39 Pass Attempts: 31, Sean Clifford vs. Minnesota, 2022
 40-49 Pass Attempts: 47, Sean Clifford vs. Ohio State, 2022
 50+ Pass Attempts: 52, Sean Clifford at Ohio State, 2021
 Four Touchdown Passes: Sean Clifford vs. Michigan State, 2022
 Five Touchdown Passes: Rashard Casey vs. Louisiana Tech, 2000
 Four Interceptions Thrown: Zack Mills at Boston College, 2004
 300+ Yards Total Offense: 326 (325 P, 1 R), Drew Allar vs. West Virginia, 2023
 350+ Yards Total Offense: 361 (371 P, -10 R), Sean Clifford vs. Ohio State, 2022
 400+ Yards Total Offense: 452 (398 P, 54 R), Sean Clifford at Maryland, 2019
 450+ Yards Total Offense: 452 (398 P, 54 R), Sean Clifford at Maryland, 2019
 100+ Yards Receiving: 123, KeAndre Lambert-Smith vs. West Virginia, 2023
 150+ Yards Receiving: 179, Parker Washington vs. Ohio State, 2022
 200+ Yards Receiving: 242, Jahan Dotson at Maryland, 2021
 Two Players w/ 100 Yards Receiving: Jahan Dotson (127) & Parker Washington (108) at Ohio State, 2021
 Two Players w/ 150 Yards Receiving: Geno Lewis (173) & DaeSean Hamilton (165) vs. UCF, 2014 #
 Back-to-Back 100 Yard Receiving Games: KeAndre Lambert-Smith, 2022-23 (124 vs. Utah ^; 123 vs. WVU)
 Three Straight 100-Yard Receiving Games: Jahan Dotson, 2020-21 (108 vs. MSU; 189 at Illinois; 102 at Wisconsin)
 10+ Receptions: 11, Parker Washington vs. Ohio State, 2022
 50+ Yard Reception: 72, KeAndre Lambert-Smith vs. West Virginia, 2023
 60+ Yard Reception: 72, KeAndre Lambert-Smith vs. West Virginia, 2023
 70+ Yard Reception: 72, KeAndre Lambert-Smith vs. West Virginia, 2023
 80+ Yard Reception: 88, KeAndre Lambert-Smith vs. Utah, 2022 ^
 Three Touchdowns Receiving: Jahan Dotson at Maryland, 2021
 Four Touchdowns Receiving: Bobby Engram vs. Minnesota, 1993
 150+ All-Purpose Yards: 167 (62 Rush, 5 Rec, 100 KR), Nicholas Singleton at Rutgers, 2022
 200+ All-Purpose Yards: 219 (179 Rush, 40 KR), Nicholas Singleton vs. Ohio, 2022
 250+ All-Purpose Yards: 254 (242 Rec, 12 PR), Jahan Dotson at Maryland, 2021
 300+ All-Purpose Yards: 358 (211 Rush, 94 Rec, 53 KR), Saquon Barkley at Iowa, 2017 (SR)
 Five Touchdowns Scored: 5 (4 rushing, 1 receiving), Saquon Barkley at Pittsburgh, 2016
 Kickoff Return For Touchdown: 100, Nicholas Singleton at Rutgers, 2022
 Rushing, Receiving & Kickoff Return TD in a game: Derrick Williams vs. Illinois, 2008
 100-Yard Kickoff Return: 100, Nicholas Singleton at Rutgers, 2022
 Punt Return For Touchdown: 81, Jahan Dotson vs. Michigan State, 2020
 80-Yard Punt Return: 81, Jahan Dotson vs. Michigan State, 2020
 Zero Punts in a Game: Purdue, 2013
 Multiple Interceptions: 2, Ji'Ayir Brown vs. Arkansas, 2022 \$
 90-Yard Interception Return: 99, Michael Mauti at Illinois, 2012
 Interception Return For Touchdown: 47, Curtis Jacobs at Michigan, 2022
 Five Interceptions in a Game (Team): at Rutgers, 2014
 Multiple Forced Fumbles: 3, Lamont Wade, at Ohio State, 2019
 Fumble Return For Touchdown (Defense): (2); 14 yards, Kobe King; 70 yards, Ji'Ayir Brown at Rutgers, 2022
 Fumble Return For Touchdown (Special Teams): 14 yds, Nick Scott vs. Indiana, 2017 (forced by Irvin Charles)
 Blocked Field Goal: Arnold Ebiketie vs. Indiana, 2021
 Blocked Field Goal For Touchdown: 60 yards, Grant Haley vs. Ohio State, 2016 (Marcus Allen block)
 Blocked Extra Point: Parker Cothren at Northwestern, 2015
 Blocked Punt: Dominic DeLuca vs. Minnesota, 2022
 Two Blocked Punts: Jonathan Sutherland vs. Idaho, 2019
 Blocked Punt For Touchdown: 0 yards, Michael Yancich vs. Ohio State, 2012 (Mike Hull block)
 Safety: Team (Fumble recovered in end zone), vs. Ohio, 2022
 Two-Point Conversion Attempt: Sean Clifford to Parker Washington (pass failed) vs. Central Michigan, 2022
 Two-Point Conversion: Sean Clifford to Jahan Dotson vs. Michigan, 2021
 50-Yard Field Goal: 50, Jake Pinegar vs. Maryland, 2022
 Four Field Goals: Tyler Davis at Rutgers, 2016
 Five Field Goals: Collin Wagner vs. Temple, 2010

OPPONENT

100+ Yards Rushing: 102, Mohamed Ibrahim, Minnesota, 2022
 150+ Yards Rushing: (177) Donovan Edwards/(172) Blake Corum, Michigan, 2022
 200+ Yards Rushing: 223, Chase Brown, Illinois, 2021
 30-34 Rushing Attempts: 30, Mohammed Ibrahim, Minnesota, 2022
 35+ Rushing Attempts: 44, Mike Hart, Michigan, 2007 (OR)
 Three Touchdowns Rushing: Trevor Siemian, Northwestern, 2014
 Four Touchdowns Rushing: Montee Ball, Wisconsin, 2011
 50+ Yard Run: (67) Donovan Edwards/(61) Blake Corum, Michigan, 2022
 60+ Yard Run: (67) Donovan Edwards/(61) Blake Corum, Michigan, 2022
 70+ Yard Run: 71, Jonathan Taylor, Wisconsin, 2018
 Two Players Rush For 100 Yards: (177) Donovan Edwards/(172) Blake Corum, Michigan, 2022
 300+ Yards Passing: 354, C.J. Stroud, Ohio State, 2022
 400+ Yards Passing: 400, Brian Lewerke, Michigan State, 2017
 500+ Yards Passing: 532, Case Keenum, Houston, 2011 (OR) *
 25-29 Pass Completions: 26, C.J. Stroud, Ohio State, 2022
 30-44 Pass Completions: 30, Aidan O'Connell, at Purdue, 2022
 45+ Pass Completions: 45, Case Keenum, Houston, 2011 (OR) *
 30-39 Pass Attempts: 43, Payton Thorne, Michigan State, 2022
 40-49 Pass Attempts: 43, Payton Thorne, Michigan State, 2022
 50+ Pass Attempts: 57, Taulia Tagovailoa, at Maryland, 2021
 60+ Pass Attempts: 60, Aidan O'Connell, at Purdue, 2022
 Four Touchdown Passes: 4, Justin Fields, Ohio State, 2020
 Five Touchdown Passes: Sam Darnold, USC, 2016 ^
 Four Interceptions Thrown: P.J. Walker, Temple, 2014
 Five Interceptions Thrown: Gary Nova, Rutgers, 2014
 300+ Yards Total Offense: 359 (354 P, 5 R), C.J. Stroud, Ohio State, 2022
 400+ Yards Total Offense: 425 (400 P, 25 R), Brian Lewerke, Michigan State, 2017
 500+ Yards Total Offense: 542 (532 P, 10 R), Case Keenum, Houston, 2011 (OR) *
 100+ Yards Receiving: 185, Marvin Harrison Jr., Ohio State, 2022
 150+ Yards Receiving: 185, Marvin Harrison Jr., Ohio State, 2022
 200+ Yards Receiving: 228, Patrick Edwards, Houston, 2011 *
 10+ Receptions: 10, Marvin Harrison Jr., Ohio State, 2022
 50+ Yard Reception: 58, Jaxon Smith-Njigba from C.J. Stroud, Ohio State 2021
 70+ Yard Reception: 70, Akrum Wadley from Nate Stanley, Iowa, 2017
 80+ Yard Reception: 80, Dominique Barnes from Kurt Hess, Youngstown State, 2010
 90+ Yard Reception: 99, Thomas Lewis from John Paci, Indiana, 1993
 Three Touchdown Receptions: Deonta Burnett, USC, 2016 ^
 Kickoff Return For Touchdown: 100, Darrynton Evans, Appalachian State, 2018
 90-Yard Kickoff Return: 100, Darrynton Evans, Appalachian State, 2018
 100-Yard Kickoff Return: 100, Darrynton Evans, Appalachian State, 2018
 Punt Return For Touchdown: 58, Lynn Bowden Jr., Kentucky, 2018 +
 70-Yard Punt Return: 75, Venric Mark, Northwestern, 2012
 80-Yard Punt Return: 87, Willie Reid, Florida State, 2005 !
 Multiple Interceptions: 2, J.T. Tuimolou, Ohio State, 2022
 Interception Return For Touchdown: 14, J.T. Tuimolou, Ohio State, 2022
 Fumble Return For Touchdown: 57, Jerron Cage, Ohio State, 2021
 Blocked Punt: Dominique Dafney, Iowa, 2018
 Blocked Punt For Touchdown: 27, Lereatee McCray, Florida, 2011 \$
 Blocked Field Goal: Isiahh Loudermilk, Wisconsin, 2018
 Blocked Extra Point: Nick Aspey, vs. Central Michigan, 2022
 Safety: 2, Team (blocked punt, snap out of the end zone on punt), Iowa, 2018
 Two Safeties: Team (blocked punt, snap out of the end zone on punt), Iowa, 2018
 Defensive Extra Point: 99, D.J. Johnson, Iowa, 2002
 50-Yard Field Goal: 51, Jack Stone, Michigan State, 2022
 Four Field Goals: Noah Ruggles, Ohio State, 2021

- Croke Park Classic (Dublin, Ireland) | ! - Orange Bowl | \$ - Outback Bowl | ^ - Rose Bowl | * - TicketCity Bowl
 @ - PlayStation Fiesta Bowl | + - VRBO Citrus Bowl | ~ - Goodyear Cotton Bowl

(SR) - School Record | (OR) - Opponent Record

(2); 14 yards, Kobe King (forced by Marquis Wilson); 70 yards, Ji'Ayir Brown (forced by Curtis Jacobs) at Rutgers, 2022