

Game 5 // Penn State at Northwestern // Saturday, Sept. 30, 2023

KICKOFF



NORTHWESTERN WILDCATS	
2023 Record	2-2, 1-1 Big Ten
2023 Rankings	N/A
<b>Interim Head Coach</b>	<b>David Braun</b>
Record at NU (Yrs.)	2-2 (1st)
Conference Record	1-1 (.500)
vs. Penn State	0-0
Offensive Coordinator	Mike Bajakian
Defensive Coordinator	David Braun

PENN STATE NITTANY LIONS	
2023 Record	4-0, 2-0 Big Ten
2023 Rankings	No. 6 AP / No. 7 Coaches'
<b>Head Coach</b>	<b>James Franklin</b>
Record at Penn State (Yrs.)	82-36 (10th)
Conference Record	51-30 (.630)
vs. Northwestern	2-2
Offensive Coordinator	Mike Yurcich
Defensive Coordinator	Manny Diaz



- EVANSTON, ILL.
- 11 A.M. CT
- RYAN FIELD
- BIG TEN NETWORK
- AM 720 WGN
- NUSports.com

QUICK HITTERS

- Northwestern will look to win three consecutive home games for the first time since 2020 (11/7 vs. Nebraska, 11/21 vs. Wisconsin, 12/12 vs. Illinois).
- The Wildcats have won six straight overtime games, tied for the second-longest active streak in the country and tied for first in the Big Ten.
- In the last 10 seasons, Northwestern is 32-11 at home when scoring 20 or more points.

ON THE AIR

**BIG TEN NETWORK**  
 PBP: MARK FOLLOWILL  
 ANALYST: JAKE BUTT  
 SIDELINE: BROOKE FLETCHER

**WGN 720 AM**  
 PBP: DAVE EANET  
 ANALYST: TED ALBRECHT  
 SIDELINE: LAUREN WITHROW

2023 SCHEDULE

@ Rutgers Sept. 3 L, 24-7 CBS	UTEP Sept. 9 W, 38-7 BTN	@ #21 Duke Sept. 16 L, 38-14 ACCN	Minnesota Sept. 23 W, 37-34 (OT) BTN	Penn State Sept. 30 11 a.m. BTN	Howard Oct. 7 2 p.m. BTN	@ Nebraska Oct. 21 TBD TBD	Maryland Oct. 28 TBD TBD	Iowa Nov. 4 TBD TBD	@ Wisconsin Nov. 11 TBD TBD	Purdue Nov. 18 TBD TBD	at Illinois Nov. 25 TBD TBD

THE OPENING DRIVE

After winning on a walk-off touchdown in overtime, Northwestern returns to Ryan Field, where it is 2-0 this season, to face Big Ten East Division foe Penn State at 11 a.m. CT on Saturday, Sept. 30. The game will air on Big Ten Network with Mark Followill (play-by-play), Jake Butt (analyst) and Brooke Fletcher (sideline) on the call, and on AM 720 WGN with the Voice of the 'Cats, Dave Eanet (play-by-play), Ted Albrecht (analyst) and Lauren Withrow (sideline).

LAST TIME OUT

- The Wildcats won a thriller last Saturday, erasing a 21-point fourth quarter deficit to defeat Minnesota at Ryan Field, 37-34 in overtime. It was Northwestern's largest comeback win since a 25-point comeback against Indiana in 2009, and the first walk-off win since Oct. 13, 2018, when **K Drew Luckenbaugh** connected on a 37-yard field goal to beat Nebraska in overtime, 34-31, on Homecoming.
- Starting **QB Ben Bryant** completed 33-of-49 passes for a career-high 396 yards, and tied his career-high with four touchdown tosses. His four touchdown passes are tied for first in school history, marking the first time a Northwestern quarterback accomplished the feat since **Trevor Siemian** in a 37-34 win against Illinois on Nov. 30, 2013. Bryant threw an 80-yard strike to WR Bryce Kirtz in the second quarter, the longest completion of his career, and tied for the sixth-longest completion in school history.
- **WR Bryce Kirtz** turned in a performance for the record books, tallying 10 catches for 215 yards and two touchdowns, the first two scores of his career. His 215 receiving yards are the fourth-most in a game in school history. He was named **Big Ten Offensive Player of the Week** on Monday, becoming the first Wildcat wide receiver to earn the award since **Flynn Nagel** in 2018. He recorded a catch on all three plays of a drive covering 69 yards in the fourth quarter, culminating with a 17-yard touchdown reception.
- **TE Charlie Mangieri** hauled in the game-winning 25-yard touchdown reception in overtime. The graduate student and team captain recorded his first touchdown since Nov. 28, 2020, against Illinois.
- Northwestern outscored Minnesota 21-0 in the fourth quarter and held a 169-50 yard advantage. Bryant threw for 144 yards and two touchdowns on 12-of-18 yards in the period. The 'Cats defense held the Golden Gophers 0-for-3 on third down and forced three punts.
- The 'Cats outgained Minnesota 315-188 in the second half and overtime, including a 269-94 edge through the air.
- Northwestern outscored Minnesota 24-7 in the second half, the most it has outscored a conference opponent in a half since opening a 30-3 lead in the first half against Maryland in 2020 (Oct. 24).

INTERIM HEAD COACH DAVID BRAUN

- David Braun was named Northwestern football's Interim Head Coach on July 14, and is the first interim head coach in the history of Northwestern football.
- Braun came to Evanston in January 2023 as the team's defensive coordinator after working in the same role at Division I FCS power North Dakota State for four seasons, leading the Bison to two FCS National Championships (2019, 2021) and garnering Football Scoop FCS Coordinator of the Year honors in 2021. Braun will maintain defensive coordinator duties in 2023.
- With a win over UTEP on Sept. 9, Braun became the first Northwestern head coach to win their home debut since John Pont in 1973 (14-10 vs. Michigan State).
- He is the first Northwestern head coach to win their first two career home games since Dick Hanley in 1927 (47-2 vs. South Dakota, 13-6 vs. Utah). More on Page 2
- Braun is the 10th-youngest head coach in FBS and the second youngest in the Big Ten (Table on Page 2).

INSIDE THE NUMBERS

**2** Northwestern is 2-0 at home for the first time since 2020.

**3** Northwestern has scored on 91.7% of its red zone opportunities, which ranks third in the Big Ten.

**91** WR Bryce Kirtz leads the Big Ten averaging 91.3 receiving yards per game.

**27** QB Ben Bryant will make his 27th career start on Saturday. He is 17-9 in his career as a starter and eclipsed 7,000 career passing yards last week.

**215** WR Bryce Kirtz recorded 215 receiving yards last week against Minnesota, the most by a Big Ten receiver this season and the sixth-most in FBS.

VIRTUAL PRESS BOX

Northwestern will continue to utilize the [Wildcats Virtual Press Box](#) to host media resources in one central location. The Virtual Press Box includes: press conferences, practice and game photos, video b-roll for broadcast use, game notes and postgame notes.



## GAME NOTES

### YOUNGEST FBS HEAD COACHES

Interim Head Coach **David Braun** is the 10th youngest head coach in the country.

Rank	Coach	School	Conference	DOB
1.	Kenny Dillingham	Arizona State	Pac-12	4/28/1990
2.	G.J. Kinney	Texas State	Sun Belt	12/1/1988
3.	Kane Wommack	South Alabama	Sun Belt	4/19/1987
4.	Zach Arnett	Mississippi State	Southeastern	10/10/1986
5.	Dan Lanning	Oregon	Pac-12	4/10/1986
6.	Ryan Walters	Purdue	Big Ten	1/21/1986
7.	Marcus Freeman	Notre Dame	Independent	1/10/1986
8.	Eric Morris	North Texas	American	10/26/1985
9.	Michael Desormeaux	Louisiana	Sun Belt	9/29/1985
10.	<b>David Braun</b>	<b>Northwestern</b>	<b>Big Ten</b>	<b>4/2/1985</b>

### PENN STATE SERIES 101

- Penn State leads the all-time series, 15-5, and won last year's matchup in State College, 17-7.
- Northwestern and Penn State are meeting in back-to-back seasons for the first time since 2014-15. The Wildcats won both games in that span, claiming a 29-6 win in State College on Sept. 27, 2014, and a 23-21 triumph at Ryan Field on Nov. 7, 2015.
- Northwestern is 3-7 against Penn State at Ryan Field.

### Last 10 Games

Date	Location	Northwestern Result
10/1/2022	State College, Pa.	L, 17-7
10/7/2017	Evanston, Ill.	L, 31-7
11/7/2015	Evanston, Ill.	W, 23-21
9/27/2014	State College, Pa.	W, 29-6
10/6/2012	State College, Pa.	L, 39-28
10/22/2011	Evanston, Ill.	L, 34-24
11/6/2010	State College, Pa.	L, 35-21
10/31/2009	Evanston, Ill.	L, 34-13
9/30/2006	State College, Pa.	L, 33-7
9/24/2005	Evanston, Ill.	L, 34-29

**No. 11 Penn State 17, Northwestern 7 (Oct. 1, 2022)** - Northwestern scored its lone touchdown on a 47-yard pass from QB Ryan Hilinski to WR Jacob Gill in the third quarter and trailed 14-7 in the period, but could not overcome three turnovers. In a driving rainstorm, Northwestern's defense forced five turnovers (one interception, four fumble recoveries).

**No. 4 Penn State 31, Northwestern 7 (Oct. 7, 2017)** - Senior RB Justin Jackson rushed for 66 yards, moving into second-place in the school's career rushing stats with 4,468 career yards.

### OT SUCCESS

- With a 37-34 win over Minnesota on Sept. 23, Northwestern won its sixth-straight overtime game, tied for the second-longest active streak in the nation and tied for the longest in the Big Ten (Texas A&M -7, Northwestern - 6, Ohio State - 6, Indiana - 5).
- Northwestern is 14-6 all-time in overtime games.

### WILDCATS WIN AT HOME

- Northwestern is 2-0 at home this season for the first time since 2020, the last season the Wildcats claimed a Big Ten West Division Championship.
- In the second half (including overtime) of home games, Northwestern has outscored its opponent by 51 points (61-10).
- Through two home games, Northwestern is averaging 37.5 points per game, compared to 10.5 points per game on the road (two games).
- Interim Head Coach David Braun is looking to become the first Northwestern head coach to win their first three home games at the school since Elmer McDevitt led the Northwestern Purple to a 3-0 home start in 1920. The Purple beat Knox College (14-0), Minnesota (17-0) and Purdue (14-0) at Northwestern Field.

### PUTTING UP THE POINTS

- Northwestern has recorded two games scoring 37 or more points this season: 37 vs. Minnesota and 38 vs. UTEP. It is the first time the 'Cats have scored 37 or more points twice in the same season since 2017 (5x).
- This season marks the first time Northwestern has scored 37 or more points twice in the season's first four games since 2013 (3x, 44 at Cal, 48 vs. Syracuse, 38 vs. Western Michigan).

### TACKLING MACHINE

**LB Bryce Gallagher** has been a tackling machine in 2023, recording 44 total tackles in four games. He ranks second in the the Big Ten and seventh nationally averaging 11.0 tackles per game. He has also contributed 1.5 tackles for loss and one interception. The senior captain is the only player in the conference with 44 or more tackles and 1.5 tackles for loss.

- He logged a career-best 19 tackles in Week 1 at Rutgers, coming up one stop short of recording Northwestern's first 20-tackle performance since 2005.
- Against UTEP, he logged five stops and an interception, the second of his career.
- He added another 10+ tackle performance with 13 stops at Duke and added 1.5 tackles for loss.
- Gallagher became the first Northwestern player to log 37 or more tackles in the first three games of a season since **LB Kevin Bentley** (4th round NFL Draft Pick by Cleveland in 2002) posted 38 tackles in 1999 (14 vs. Miami (OH), 14 vs. TCU, 10 vs. Duke).
- He led the team in tackles last season making 100 stops in 11 games and added 5.0 tackles for loss, 1.5 sacks, an interception and a forced fumble. Gallagher ranked fifth in the Big Ten in total tackles and fourth in tackles per game (9.1).
- Became the first Wildcat to record 100 or more tackles with 5.0 or more tackles for loss in a single-season since his brother Blake in 2018 (127 tackles, 7.5 tackles for loss).
- Gallagher tallied 90 tackles in 2021 and 100 in 2022, joining Michigan State's Cal Halladay (96 in 2021, 120 in 2022) as the only returning Big Ten players to record back-to-back seasons of 90+ tackles.
- Since 2021, both Gallagher and Halladay lead Big Ten active players recording 12 games of 10 or more tackles in that span.
- Over 2021 and 2022 combined, Gallagher ranked fifth among Big Ten players in total tackles and second in solo tackles:

Rank	Player	School	Solo Tackles	Total Tackles
1.	Jack Campbell	Iowa	117	268
2.	Cal Halladay	Michigan State	81	216
3.	Seth Benson	Iowa	95	200
4.	Luke Reimer	Nebraska	98	194
5.	<b>Bryce Gallagher</b>	<b>Northwestern</b>	<b>112</b>	<b>190</b>

Since 2010, a Northwestern defender has recorded 100 or more tackles in a season 17 times:

Player	Position	Year	Tackles
Chris Bergin	LB	2021	*141
Blake Gallagher	LB	2018	127
Paddy Fisher	LB	2018	117
Paddy Fisher	LB	2017	113
Damien Proby	LB	2012	112
Damien Proby	LB	2013	112
Brad Phillips	DB	2008	109
Adam Kadela	LB	2007	108
Godwin Igwebuike	DB	2016	108
Brian Peters	LB	2010	107
Prince Kwateng	LB	2008	106
Chi Chi Ariguzo	LB	2013	106
Anthony Walker Jr.	LB	2016	105
Chi Chi Ariguzo	LB	2014	104
Anthony Walker Jr.	LB	2015	103
<b>Bryce Gallagher</b>	<b>LB</b>	<b>2022</b>	<b>100</b>
Ibraheim Campbell	DB	2011	100

\*Led the nation in tackles per game

### MEET THE QB'S

**QB Ben Bryant** transferred to Northwestern in the off-season after spending the last two seasons at the starting signal caller at Cincinnati (2022) and Eastern Michigan (2021). He holds a 17-9 career (2-2 at Northwestern, 6-5 at Eastern Michigan, 9-2 at Cincinnati) record as a starter. In 2023 he has completed 81-of-136 passes for 804 yards, six touchdowns (4th in the Big Ten) and three interceptions. His 42 points responsible for this season ranks sixth in the conference.

- The sixth-year posted ultra-impressive numbers in the home win against Minnesota, completing 33-of-49 passes for a career-high 396 yards and tying his career-high with four touchdown passes.
- Bryant won his home debut at Northwestern against UTEP by completing 11-of-17 passes for 116 yards and a touchdown, while also rushing for a score.
- Bryant is one of only four Northwestern quarterbacks since 2000 to record 800 or more passing yards with six or more touchdown passes in the first four games of the season.

Year	Player	Comp-Att-Yards	Touchdowns	Interceptions
2023	Ben Bryant	81-136-804	6	3
2017	Clayton Thorson	91-142-1061	7	5
2010	Dan Persa	85-106-1049	8	1
2001	Zak Kustok	84-146-895	6	2

- Bryant is one of only eight FBS quarterbacks to post an 80+ PFF offensive grade in both the 2021 and 2022 seasons (min. 320 drop backs), joining Bryce Young (Alabama), CJ Stroud (Ohio State), Hendon Hooker (Tennessee), Clayton Tune (Houston), Sam Hartman (Wake Forest/Notre Dame), Jayden Daniels (Arizona State/LSU and Frank Harris (UTSA)). Only Bryant, Hartman, Daniels and Harris are returning to college this season; Young, Stroud, Hooker and Tune were all selected in the 2023 NFL Draft.

- A native of La Grange, Ill. (30 miles from Ryan Field), Bryant spent 2018-20

## NOTES

at Cincinnati backing up QB Desmond Ridder as the Bearcats captured an American Athletic Conference Championship, American Athletic Conference East Division title and Peach Bowl berth.

- He transferred to Eastern Michigan for 2021 and earned the starting job in Week 3, piloting the Eagles to a LendingTree Bowl appearance and a 4-4 record in the Mid-American Conference. He completed 279-of-408 (68.4%) passes for 3,121 yards and 14 touchdowns with seven interceptions, while leading the MAC and placing 11th nationally in completion percentage. He earned MAC West Co-Offensive Player of the Week honors throwing for 228 yards and three touchdowns, while also rushing for 52 yards and a score against Texas State.
- In 2022, he transferred back to Cincinnati and started the first 11 games before suffering a season-ending injury and racked up 2,732 passing yards on 213-of-348 (61.2%) passing with 21 touchdowns to just seven interceptions. His 61.2 completion percentage ranked 10th in a single-season in program history, and he finished sixth in the AAC averaging 248.4 passing yards per game.
- In 2021 and 2022, he completed 492-of-756 passes (65.1%) for 5,852 yards with 35 touchdown passes and 14 interceptions.
- For his career, Bryant has played in 44 games, completing 619-of-965 (64.1%) pass attempts for 7,201 yards with 43 touchdowns and 20 interceptions.
- Bryant ranked 10th in FBS in completion percentage (min. 750 pass attempts) in 2021 and 2022 combined:

Rank	Player	School	COMP-ATT-YDS	COMP%
1.	Will Rogers	Mississippi State	920-1293-8713	71.2
2.	C.J. Stroud	Ohio State	575-830-8123	69.3
3.	Jake Haener	Fresno State	581-840-6992	69.2
4.	Taulia Tagovailoa	Maryland	590-865-6868	68.2
5.	Frank Harris	UTSA	591-869-7240	68.0
6.	Clayton Tune	Houston	621-916-7618	67.8
7.	Aidan O'Connell	Purdue	635-939-7202	67.6
8.	Tanner Mordecai	Wisconsin/SMU	596-897-7152	66.4
9.	Bryce Young	Alabama	611-927-8200	65.9
10.	<b>Ben Bryant</b>	<b>Northwestern</b>	<b>492-756-5852</b>	<b>65.1</b>

Currently in the NFL

**QB Brendan Sullivan** played in five games and made four starts for Northwestern in 2022, and threw for a touchdown in each of his first three appearances, becoming the first Wildcat QB to do so since Trevor Siemian 2011.

- This season in 2023, Sullivan has completed 8-of-10 passes for 80 yards and accounted for a touchdown in each game he has played in (passing at Rutgers, rushing at Duke).
- Made his first-career start at Maryland, going 18-of-24 for 146 yards (two interceptions) and a TD while adding 53 rushing yards and a TD on the ground.
- A class of 2021 commit, Sullivan was ranked by ESPN as the 28th Pro-Style quarterback overall and 10th best player in the state of Michigan. He led Davison High School to a 2019 D1 State Championship during his junior season, passing for 3,044 yards and 33 touchdowns while rushing for 407 yards and another 11 TDs en route to a 12-2 record. As a senior in a COVID-shortened 2020 season, he passed for 1,012 yards and 10 touchdowns while rushing for 282 yards and 7 TDs in nine games before opting to enroll early at Northwestern following cancellations of his high school season.

**QB Jack Lausch** is in his second season at Northwestern. He originally committed to Notre Dame as a preferred walk-on before being offered a scholarship by Northwestern.

- Lausch made his presence felt on the ground against UTEP, rushing for a career-high 56 yards and scoring his first career touchdown on Sept. 9. He broke off a 46-yard run in the fourth quarter, the longest run by a Wildcat since 2021.
- Named 2021 Chicago Sun-Times Player of the Year in which he threw for 2,447 yards with 20 touchdowns on 164-for-269 passing in 2021 and also rushed for 1,084 yards and 21 touchdowns on 142 carries.
- Named Chicago Catholic League (CCL) Player of the Year in both Football and Baseball during his senior season ... Ranked by Perfect Game Baseball as the No. 4 overall baseball prospect in the state of Illinois in the Class of 2022.
- As a senior on the baseball team, Lausch hit .386 with a .521 on-base percentage with 5 home runs, 43 RBI, 51 runs and 33 stolen bases, and he was named to the Class 4A All-State team.

**QB Ryan Hilinski** led the team last season throwing six touchdown passes and totaling 1,644 passing yards in six starts. He threw for 300+ yards in each of the first two games of the season and was named co-Big Ten Player of the Week after throwing for 314 yards and two touchdowns in the season-opening win against Nebraska. Threw for a career-high 435 yards against Duke.

- Against UTEP, went 1-for-1 completing a screen pass to RB Joseph Himon II for an 85-yard touchdown, the third-longest passing play in school history. It is the longest passing play since an 81-yard completion in 1998 against Penn State from Gavin Hoffman and D'Wayne Bates.

Entering the 2023 season, Northwestern has the most experienced quarterback room in the Big Ten in terms of career starts, additionally Wildcats quarterbacks have made 17 starts at Northwestern:

### ENTERING 2023

Rank	School	Total Starts
1.	Northwestern	50
2.	Maryland	30
3.	Nebraska	26
4.	Wisconsin	24
5.	Michigan	18
6.	Iowa	17
7.	Illinois	13
8.	Rutgers	8
9.	Ohio State	6
10.	Minnesota	5
	Purdue	5
12.	Indiana	2
13.	Penn State	0
14.	Michigan State	0

### FEATURE BACK

**RB Cam Porter** is the Wildcats' leading rusher this season with 203 yards (4.1 ypc). The senior from Cincinnati, Ohio backed up RB Evan Hull (5th round NFL Draft pick by Indianapolis) last season.

- In the 2023 home opener, Porter ran for 90 yards on 17 carries, his most in a game since rushing for 94 yards in the 2022 season-opener against Nebraska in Dublin.
- Against Minnesota, Porter rushed 16 times for 56 yards and scored his first touchdown of the year on a 1-yard rush.
- Porter played in all 12 games last season and totaled 286 rushing yards (3.3 ypc) and two touchdowns, while also contributing seven receptions for 50 yards.
- A Doak Walker Award Watch List member in 2021, Porter missed the entire season due to an ACL and meniscus tear.
- As a first-year in 2020, Porter burst onto the scene the last three games of the season, rushing for a combined 301 yards and four touchdowns against Illinois, Ohio State (Big Ten Championship Game) and Auburn (Citrus Bowl).
- He ran for a career-high 142 yards against Illinois, 61 yards against the Buckeyes and 98 against Auburn.

### NEW VETS IN THE ROOM

Northwestern added a pair of veteran wide receivers to its roster via the transfer portal in **WR Cam Johnson** and **WR A.J. Henning**.

- Johnson is tied for second on the team this season in receptions (16) and ranks second in receiving yards (176).
- Johnson is in his sixth season of college football after spending four seasons at Vanderbilt and one at Arizona State.
- The Brentwood, Tenn. native and former four-star prospect has totaled 134 receptions for 1,317 yards (9.8 ypc) in his career with 10 touchdowns. As a junior at Vanderbilt in 2020, he led the team with 56 catches for 545 yards (9.7 ypc), while also ranking ninth in the SEC recording 46 punt return yards.
- Johnson tallied 51 receiving yards on three catches in his Ryan Field debut, hauling in a season-long 43-yard catch.
- Henning is a dynamic weapon for the Wildcats, both receiving and rushing. He is tied for second on the team in receptions (16) and tied for the team lead with two receiving scores. He is second on the team with 76 rushing yards on 12 attempts with a rushing score.
- Henning is the first Wildcat with three scrimmage touchdowns in his first four games for since Arby Fields in 2009.
- A former four-star recruit and the No. 2 ranked player in Illinois according to 247Sports, Henning spent the previous three seasons at Michigan where he was dynamic as a receiver and return specialist, earning an All-Big Ten Second Team selection (return specialist) last year from the coaches and media.
- Henning scored the first touchdown of his Northwestern career against UTEP in Week 2 on a 4-yard rush in the fourth quarter. He totaled 51 yards on the day (also his 22nd birthday) on four carries and two receptions.
- He returned 28 punts for 201 yards (7.2) with one touchdown and 11 kickoffs for 241 yards (21.9) and added nine receptions for 60 (6.7 ypc) last year.

### MUELLER MAKING PLAYS

Senior linebacker Xander Mueller ranks second on the team in tackles (29) and leads the team with 4.0 tackles for loss and 1.5 sacks. Through four games, he is one of two Big Ten defenders with 29 or more tackles and 4.0 or more tackles for loss, joining Indiana's Aaron Casey (41 tackles, 5.0 tackles for loss).

- He tied for the team-lead with seven tackles and also recorded 1.5 tackles for loss, 1.0 sack and an interception he returned 28 yards inside the red zone against UTEP.
- Last season Mueller lead the team with 10.5 tackles for loss and two interceptions and ranked second making 87 tackles and 2.5 sacks.
- Mueller ranked fifth in the Big Ten in solo tackles (52) and 11th in total tackles.
- He became the first Wildcat to record 85+ tackles with 10.0 or more tackles for

## GAME NOTES

loss in a season since Anthony Walker in 2016.

- Last season, Mueller was one of only two Big Ten defenders to record 85+ tackles, 10+ tackles for loss and 2.0+ sacks, joining Ohio State's Tommy Eichenberg (120 tackles, 12.0 tackles for loss, 2.5 sacks).

### D-LINE ADDITIONS

Northwestern added three graduate transfers on the defensive side of the ball, all on the defensive line.

- **Richie Hagarty** comes to Northwestern after spending time at two prior programs, Miami (OH) and Southern Illinois. The New Palestine, Ind. product had his best season in Carbondale last year and was named to the All-Missouri Valley Football Conference First Team. He played in 10 games (missed the season finale due to injury), recording 28 tackles, 9.0 tackles for loss, 6.5 sacks, one forced fumble and four quarterback hurries. He was an integral part of SIU's upset win at Northwestern last season, forcing a fumble. Hagarty earned a team-high 82.6 defensive grade from Pro Football Focus.
- **Matt Lawson** played for five seasons at Fresno State, where he was part of last season's Bulldogs squad which won the Mountain West Conference Championship with a 10-4 overall record and a 7-1 mark in league action. Lawson played in 12 games as an interior lineman, logging 12 tackles, 1.5 tackles for loss, one fumble recovery, one pass defended and one quarterback hurry. Lawson produced a 78.4 tackling grade according to Pro Football Focus, the third-best mark by a Mountain West interior defensive lineman last year. The Ontario, Calif. product earned MW Scholar-Athlete honors and Fall Academic All-MW recognition.
- **R.J. Pearson** played the last two seasons (2021-22) at FCS Bethune-Cookman, recording 27 tackles, 3.5 tackles for loss, 1.5 sacks, one pass defended and one forced fumble. A junior college transfer, Pearson played his first two seasons at Georgia Military College.

### PATE NAMED TO GOOD WORKS TEAM

Northwestern graduate DL Jaylen Pate has been named to the Allstate/AFCA Good Works team, which recognizes outstanding community service. Pate is one of 11 FBS student-athletes recognized on the team, and the second NU player to be recognized in as many years (Ryan Hilinski in 2022).

### UTEP NOTES

Northwestern won its home opener over UTEP 38-7 on Saturday, Sept. 9. Below are some notes about the victory:

- After UTEP's opening drive touchdown, Northwestern scored 38 unanswered points. It is NU's most unanswered points since scoring 43-straight in the 2020 season opener against Maryland (10/24/20).
- Northwestern posted 21 points in the third quarter, its most points in a single quarter since scoring 21 in the second quarter against UMass on Nov. 16, 2019.
- The 'Cats offense totaled 391 yards, their most since September 10, 2022 against Duke.
- Northwestern scored a touchdown on all four of its trips to the red zone.
- It is Northwestern's first five-touchdown game since its Citrus Bowl victory over Auburn on Jan. 1, 2021.

### TEAM CAPTAINS

Northwestern Interim Head Coach David Braun announced on Aug. 30 that seniors Bryce Gallagher, Coco Azema, Cam Porter and Josh Priebe, along with graduate student Charlie Mangieri as team captains for the 2023 season.

- Bryce Gallagher is the 15th two-time captain in program history.

### NFL DRAFT

Northwestern saw four players selected in the 2023 NFL Draft, tied for the most in a single-season in program history with 1967 and 1985.

- Peter Skoronski (1st, 11th, Tennessee) - School's highest selection since 1983, fifth Wildcat tackle selected in the top-15 and the second in the last three years (Rashawn Slater went 13th in 2021).
- Adetomiwa Adebawore (4th, 110th, Indianapolis) - Finished Wildcat career with 12.5 sacks and 24.5 tackles for loss.
- Cam Mitchell (5th, 142nd, Cleveland) - Second Northwestern DB selected in the last three years along with Browns teammate Greg Newsome.
- Evan Hull (5th, 176th, Indianapolis) - First Wildcat running back to be selected since Justin Jackson in 2017.

## LAST GAME STARTERS - MINNESOTA (SEPT. 23)

OFFENSIVE STARTERS				DEFENSIVE STARTERS			
POS	No.	Name	Career Start	POS	No.	Name	Career Start
QB	2	Ben Bryant	26	DL	52	Richie Hagarty	16
RB	4	Cam Porter	5	DL	50	P.J. Spencer	3
WR	14	Cam Johnson	27	DL	97	Sean McLaughlin	14
WR	8	A.J. Henning	2	DL	95	Najee Story	6
WR	17	Bryce Kirtz	10	LB	32	Bryce Gallagher	25
TE	98	Duke Olges	4	LB	34	Xander Mueller	15
OL	72	Caleb Tiernan	9	DB	0	Coco Azema	14
OL	68	Josh Priebe	19	DB	2	Garnett Hollis Jr.	5
OL	71	Ben Wrather	5	DB	24	Rod Heard II	21
OL	63	Dom D'Antonio	4	DB	9	Devin Turner	6
OL	56	Josh Thompson	1	DB	10	Theran Johnson	5

GAME NOTES

FOUR 'CATS NAMED TO SENIOR BOWL WATCH LIST

A quartet of Northwestern football student-athletes have been named to the 2024 Reese's Senior Bowl Watchlist: **QB Ben Bryant, WR A.J. Henning, DB Garnett Hollis, Jr.** and **LB Xander Mueller**. The Reese's Senior Bowl, held annually in Mobile, Alabama, is the preeminent college football all-star game and the first stage in the NFL draft process. The event is entering its 75th iteration and has produced 100 total draft picks for three straight years, including 40 players selected on the first two days this past April.

KEEPING THE PENALTIES TO A MINIMUM

Over the years, Northwestern teams have been among the most disciplined in the country when it comes to not committing penalties. Since 2013, the Wildcats have finished in the Top-40 in the nation in both the fewest penalties committed per game, as well as the fewest penalty yards per game. In 2018, during the Wildcats' run to the Big Ten Championship, NU lead the nation in both fewest penalties per game and fewest penalty yards per game. In the 2023 opener against Rutgers, Northwestern was penalized three times for 30 yards.

	Pen/Gm	B1G	FBS	Pen YPG	B1G Rank	FBS
2013	4.08	2nd	12th	34.75	4th	14th
2014	5.08	6th	33rd	43.50	6th	36th
2015	4.46	1st	10th	39.69	1st	14th
2016	3.62	2nd	4th	29.92	1st	3rd
2017	4.92	3rd	28th	49.00	4th	49th
2018	2.86	1st	1st	25.93	1st	1st
2019	5.42	7th	36th	48.50	7th	39th
2020	5.00	6th	25th	40.44	3rd	17th
2021	4.75	5th	14th	42.33	5th	19th
2022	4.58	4th	15th	40.83	4th	18th

MR. CAT IN THE AIR

Northwestern football games will once again air on AM 720 WGN with the "Voice of the 'Cats" Dave Eanet (play-by-play) on the call for his 34th season behind the mic. Former Chicago Bears offensive lineman Ted Albrecht (analyst) joins Eanet in the booth for his 30th season. Lauren Withrow is the sideline reporter in her second season.

GETTING IT DONE IN THE CLASSROOM

For the fifth straight year, Northwestern Football tallied an Academic Progress Rate score of 995 or better and led the nation with a 996 APR rate score. The Wildcats were Top-4 in the country for GSR among FBS football programs for the 12th straight year. A program-record 76 players earned Academic All-Big Ten in 2021, while their 19 Big Ten Distinguished Scholars (3.7+ GPA) led all Big Ten programs. The release of Academic Progress Rate data is the latest highlight in a year of academic distinction for Wildcats student-athletes. Northwestern's 98% NCAA Graduation Success Rate (all sports) is the top mark across all Football Bowl Subdivision (FBS) institutions and led the Big Ten Conference for the 18th consecutive year, and 'Cats have earned an incredible 215 Academic All-Big Ten honors through the fall and winter seasons of the 2022-23 academic year.

67
100%
995+
11

**Academic All-Big Ten honorees in 2022.**

**First Power 5 team to post a perfect Graduation Success Rate (2019)**

**Multi-year Academic Progress Rate for six straight years, measuring player retention and eligibility**

**AACA Academic Achievement Awards (2nd Most All-Time)**

ACADEMIC EXCELLENCE

WILDCATS IN THE NFL ROUNDUP (AUG. 28)

Player	Pos.	Team
Adetomiwa Adebawore	DL	Indianapolis Colts
Earnest Brown IV	DL	Los Angeles Rams
Joe Gaziano	DL	Atlanta Falcons
Blake Hance	OL	Jacksonville Jaguars
Evan Hull	RB	Indianapolis Colts
Godwin Igwebuike	RB	Atlanta Falcons
Tyler Lancaster	DL	Denver Broncos
Dean Lowry	DL	Minnesota Vikings
Cameron Mitchell	CB	Cleveland Browns
Greg Newsome II	CB	Cleveland Browns
Ifeadi Odenigbo	DL	New York Jets
Trevor Siemian	QB	Cincinnati Bengals
Peter Skoronski	OL	Tennessee Titans
Rashawn Slater	OL	Los Angeles Chargers
Anthony Walker Jr.	LB	Cleveland Browns

NORTHWESTERN FOOTBALL

QUICK FACTS

Location .....	Evanston, Ill.
Enrollment .....	8,367
Founded .....	1851
Conference .....	Big Ten (West)
Color .....	Purple
Nickname .....	Wildcats
President .....	Michael Schill
Athletic Director .....	Dr. Derrick Gragg

FOOTBALL HISTORY

First Season .....	1882
All-Time Record .....	560-699-44 (135 seasons)
Big Ten Championships .....	8
Big Ten West Division Titles.....	2
First Team All-Americans .....	15
First Team All-Conference .....	142
Bowl Appearances .....	16
Bowl Victories .....	6

COACHING STAFF

Interim Head Coach .....	David Braun
Alma Mater .....	Winona State (Minn.), 2008
Collegiate Career Record (Years) .....	1-2 (1st)
Northwestern Record (Years) .....	Same
Offensive Coordinator .....	Mike Bajakian
Alma Mater .....	Williams College (Mass.)
Defensive Coordinator .....	David Braun
Alma Mater .....	Winona State (Minn.)
Special Teams Coordinator/Tight Ends.....	Jeff Genyk
Alma Mater .....	Bowling Green, 1982
Offensive Line.....	Kurt Anderson
Alma Mater .....	Michigan, 2001
Wide Receivers .....	Armon Binns
Alma Mater .....	Cincinnati, 2012
Running Backs .....	Chris Foster
Alma Mater .....	Gardner-Webb, 2003
Cornerbacks .....	LaMarcus Hicks
Alma Mater .....	Iowa State, 2006
Defensive Backs .....	Matt MacPherson
Alma Mater .....	DePauw, 1999
Linebackers.....	Tim McGarigle
Alma Mater .....	Northwestern, 2006
Defensive Line .....	Christian Smith
Alma Mater .....	Toledo, 2013
Defensive Assistant.....	D.J. Vokolek
Alma Mater .....	Nebraska-Kearney, 1992

TEAM INFORMATION

2022 Overall Record .....	1-11
2021 Conference Record/Finish .....	1-9/t-13th
Last Bowl Game.....	Citrus Bowl, 2021

ATHLETIC COMMUNICATIONS

Director .....	Zach Wingrove
Email.....	zachary.wingrove@northwestern.edu
Phone.....	616-822-9775
Associate Director .....	Jacob Pavilack
Email.....	jacob.pavilack@northwestern.edu
Phone.....	304-559-7959
Virtual Press box .....	bit.ly/3Rg2onN


FYI

- Northwestern uses the term "first year" to refer to its new student-athletes, abbreviated by "Fy."
- The correct abbreviation for Northwestern is "NU," not "NW" or "NWU" or the like.
- The correct logo for Northwestern is the "Block N." Please contact Zach Wingrove at zachary.wingrove@northwestern.edu if you are in need.





# ABOUT THE THREADS



## STRIPES ON THE SLEEVES

The signature piece of Northwestern's uniform look is the stripes on the sleeves. In 1928, the Wildcats first put what came to be known as the "Northwestern Stripes" on the sleeves — a wide stripe a narrow stripe on the top and bottom. It was an iconic look widely replicated across the country and has been featured prominently at Northwestern, including in the Ryan Field end zones. The Wildcats wore those stripes across the front and back of its uniforms for the last 10 seasons. Now they have been restored to their original location.

Northwestern Athletics announced its partnership with Under Armour, Inc. on Dec. 17, 2011. Under Armour, the leader in performance apparel, footwear and accessories, has outfitted all 19 men's and women's varsity programs at Northwestern since the 2012-13 school year. Football's new set of uniforms in 2022 marks the first major redesign since 2012.

Northwestern was the first program in the Big Ten to partner with Under Armour and have since been joined by Maryland and Wisconsin. Today, Under Armour is partnered with 16 football bowl subdivision (FBS) programs and 172 programs across all levels of NCAA athletics.

Northwestern's original school colors were black and gold, but overuse of that combination across the country led a special committee at the university to declare purple as the official color in 1892 — the first season of varsity football in Evanston. Until the adoption of the Wildcats mascot in 1924, the university was so linked to the color that the football was known just as "the Purple."

### Record by Jersey Combination

JERSEY	PANTS	HELMET	LAST WORN (YR.)	RECORD (SINCE '12)
BLACK	BLACK	BLACK	WISCONSIN (2022)	3-7
BLACK	BLACK	PURPLE	MARYLAND (2020)	1-1
BLACK	BLACK	WHITE	MINNESOTA (2019)	0-1
BLACK	GRAY	BLACK	BOWLING GREEN (2017)	1-0
BLACK	PURPLE	BLACK	OHIO STATE (2022)	2-3
BLACK	PURPLE	PURPLE	PURDUE (2021)	2-2
BLACK	WHITE	WHITE	DUKE (2022)	0-2
BLACK	WHITE	BLACK	MINNESOTA (2017)	2-1
GRAY	BLACK	BLACK	WISCONSIN (2018)	1-0
GRAY	GRAY	PURPLE	PURDUE (2017)	1-1
GRAY	GRAY	USA	MICHIGAN (2013)	0-1
GRAY	WHITE	WHITE	DUKE (2018)	0-1
PURPLE	BLACK	BLACK	OHIO (2021)	7-0
PURPLE	BLACK	PURPLE	IOWA (2021)	10-6
PURPLE	PURPLE	BLACK	KENTUCKY (2017)	1-1
PURPLE	PURPLE	WHITE	ILLINOIS (2022)	3-1
PURPLE	WHITE	PURPLE	UTEP (2023)	6-5
PURPLE	WHITE	WHITE	MINNESOTA (2023)	4-3
PURPLE	PURPLE	PURPLE	NEBRASKA (2022)	1-0
WHITE	BLACK	BLACK	PURDUE (2022)	3-3
WHITE	BLACK	PURPLE	WISCONSIN (2013)	2-1
WHITE	BLACK	WHITE	MICHIGAN STATE (2020)	0-3
WHITE	GRAY	WHITE	PURDUE (2018)	2-0
WHITE	PURPLE	BLACK	MICHIGAN STATE (2018)	1-0
WHITE	PURPLE	PURPLE	PENN STATE (2022)	4-7
WHITE	PURPLE	WHITE	DUKE (2023)	2-4
WHITE	WHITE	BLACK	UTAH (2018)	1-0
WHITE	WHITE	PURPLE	MINNESOTA (2022)	3-7
WHITE	WHITE	WHITE	IOWA (2022)	9-6

Northwestern graduate Ella Brockway (Class of 2021) has compiled Northwestern's record in its different color combinations dating back to 2012, Northwestern's first season in its Under Armour deal.

# ROSTER BREAKDOWN

## STARTERS

**Total No. of starters returned ahead of 2023 (started six or more games):**

- |                          |                             |
|--------------------------|-----------------------------|
| Offense: 4               | Defense: 4                  |
| » OL - Josh Priebe (7)   | » DL - Sean McLaughlin (12) |
| » QB - Ryan Hilinski (6) | » LB - Bryce Gallagher (11) |
| » TE - Thomas Gordon (6) | » LB - Xander Mueller (12)  |
| » TE - Marshall Lang (7) | » DB - Rod Heard II (12)    |

- » Northwestern returns 31.3% of starts on offense (41 of 132 offensive starters in 2022) and 55.3% on defense (73 defensive starters of 2022).
- » Overall, the Wildcats return 43.2% of starts from 2022 (114 of 264).

**Total No. of starters lost (started six or more games): 12**

- |                              |                                 |
|------------------------------|---------------------------------|
| Offense: 7                   | Defense: 5                      |
| » OL - Vincent Picozzi (10)  | » DB - Jeremiah Lewis (12)      |
| » OL - Charlie Schmidt (12)  | » DB - Cam Mitchell (11)        |
| » OL - Peter Skoronski (12)  | » DB - AJ Hampton (7)           |
| » OL - Ethan Wiederkehr (12) | » DL - Adetomiwa Adebawore (12) |
| » RB - Evan Hull (12)        | » DL - Devin O'Rourke (10)      |
| » WR - Donny Navarro (7)     |                                 |
| » WR - Malik Washington (12) |                                 |

## TRANSFERS

**Total No. of transfers added: 6**

- |                                    |   |
|------------------------------------|---|
| Offense: 3                         | Defense: 3                                |
| » QB - Ben Bryant (Cincinnati)     | » DL - Richie Hagarty (Southern Illinois) |
| » WR - A.J. Henning (Michigan)     | » DL - Matt Lawson (Fresno State)         |
| » WR - Cam Johnson (Arizona State) | » DL - R.J. Pearson (Bethune-Cookman)     |

## FIRST-YEARS

**Total No. of first-years: 21**

- |  |   |
|--|---|
| Offense: 10                                  | Defense: 10                                   |
| » OL - Alex Doost (Phoenix, Ariz.)           | » DB - Josh Fussell (West Chester, Ohio)      |
| » OL - Anthony Birsá (Plainfield, Ill.)      | » DB - Cole Shivers (Scottsdale, Ariz.)       |
| » OL - Jordan Knox (Rock Hill, S.C.)         | » DB - J.J. Lewis (Lawndale, Calif.)          |
| » QB - Aidan Gray (Naperville, Ill.)         | » DB - Damon Walters (Bolingbrook, Ill.)      |
| » RB - Caleb Komolafe (Katy, Texas)          | » DB - Jalen Lewis (Westlake Village, Calif.) |
| » RB - Payton Roth (Portland, Ore.)          | » DL - Tyler Grant (St. Louis, Mo.)           |
| » WR - Ricky Ahumaraeze (Liberty, Mo.)       | » DL - Dylan Roberts (Phoenix, Ariz.)         |
| » WR - Frank Covey IV (Mount Prospect, Ill.) | » DL - Mason Green (Brentwood, Tenn.)         |
| » TE - Camp Magee (Orland, Fla.)             | » DL - Michael Kilbane (Lakewood, Ohio)       |
| » TE - Jack Fitzgerald (Wilmette, Ill.)      | » LB - Johnny McGuire (Wilmette, Ill.)        |
- Special Teams  
» K - Henry Helms (Chicago, Ill.)

## ALL-BIG TEN RETURNERS

- » **LB - Bryce Gallagher**
- » 2022: Third Team (Media), Honorable Mention (Coaches)

## PRESEASON HONORS

- |                                 |                                 |
|---------------------------------|---------------------------------|
| <b>QB - Ben Bryant:</b>         | <b>DB - Rod Heard II:</b>       |
| » Reese's Senior Bowl Watchlist | » Phil Steele All-Big Ten (4th) |
| <b>PR - A.J. Henning:</b>       | <b>OL - Josh Priebe:</b>        |
| » Athlon All-Big Ten (1st)      | » Phil Steele All-Big Ten (4th) |
| » Phil Steele All-Big Ten (1st) | <b>OL - Caleb Tiernan:</b>      |
| » Reese's Senior Bowl Watchlist | » Phil Steele All-Big Ten (4th) |
| <b>LB - Bryce Gallagher:</b>    | <b>RB - Cam Porter:</b>         |
| » Athlon All-Big Ten (3rd)      | » Athlon All-Big Ten (4th)      |
| » Phil Steele All-Big Ten (3rd) |                                 |
| <b>LB - Xander Mueller:</b>     | <b>DB - Garnett Hollis Jr.:</b> |
| » Reese's Senior Bowl Watchlist | » Reese's Senior Bowl Watchlist |

## RETURNING STATS (PRIOR TO 2023)

Statistic	Returning Value	Total Value	Percent returning
Passing Yards	2,479	2,524	98.2%
Passing TD	10	10	100%
Completions	241	245	98.4%
Rushing Yards	532	1,501	35.4%
Rushing TD	5	11	45.5%
Rushes	209	469	44.6%
Receiving Yards	901	2,524	35.7%
Receiving TD	5	10	50.0%
Receptions	76	245	31.0%
Tackles	503	804	62.6%
TFLs	32.0	56.0	57.1%
Sacks	8.5	18.0	47.2%
Interceptions	5	6	83.3%
Pass Breakups	13	31	41.9%

## NATIONAL SPOTLIGHT

Northwestern's 2023 roster consists of 103 student-athletes, spanning 26 states.

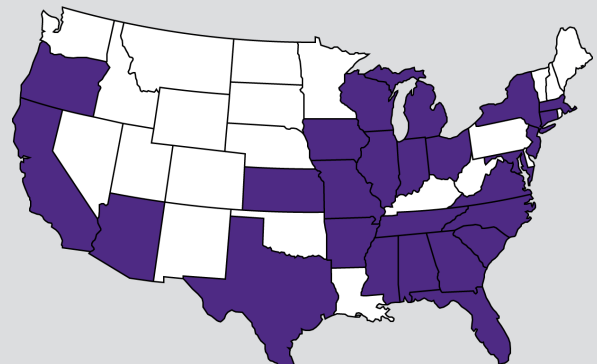
- » States with multiple 'Cats: Illinois (29), Ohio (10), Michigan (8), California (6), Texas (6), Arizona (4), Indiana (4), Tennessee (4), Alabama (3), Connecticut (3), Florida (3), Georgia (3), Kansas (2), Maryland (2), Missouri (2), North Carolina (2) and Virginia (2)
- » Arkansas, Iowa, Massachusetts, Mississippi, New Jersey, New York, Oregon, South Carolina and Wisconsin each have one player on Northwestern's roster
- » NU's first-year class features players from 10 different states: Arizona, California, Florida, Illinois, Missouri, Ohio, Oregon, South Carolina, Tennessee and Texas

26                      29                      10

States represented on NU's roster

Wildcats on the roster from the state of Illinois

States represented in the Wildcats' first-year class






# RYAN FIELD

## STADIUM INFORMATION

<b>Location:</b>	1501 Central St. Evanston, Ill.
<b>Former Names:</b>	Northwestern Stadium (Oct-Nov. 1926) Dyche Stadium (Nov. 1926-1996)
<b>Capacity:</b>	47,130 (1997-Present) 49,256 (1949-96) 45,000 (1926-48) Capacity at Dyche Stadium could be increased to 55,000 with the addition of temporary bleachers in the north end
<b>Playing Surface:</b>	Grass (1997-Present) AstroTurf (1994-96) SuperTurf (1984-93) Tartan Turf (1973-83) Grass (1926-72)
<b>Broke Ground:</b>	April 8, 1926
<b>Opened:</b>	Oct. 2, 1926
<b>Reconstruction:</b>	1996-97
<b>Reopened:</b>	Sept. 13, 1997 (As Ryan Field)
<b>NU Record:</b>	4-1-0 (Northwestern Stadium) 163-198-10 (Dyche Stadium) 86-77-0 (Ryan Field)
<b>First Game:</b>	Northwestern Stadium: Oct. 2, 1926 vs. South Dakota (W, 34-0)  Dyche Stadium: Nov. 6, 1926 vs. Purdue (W, 22-0)  Ryan Field: Sept. 13, 1997 vs. Duke (W, 24-20)
<b>Largest Crowd:</b>	Dyche Stadium: 55,752 (Oct. 27, 1962 vs. Notre Dame)  Ryan Field: 47,330 (10 times, most recent Oct. 18, 2019 vs. Ohio State)

## RYAN FIELD TIMELINE

<b>APRIL 8, 1926</b> Ground broken for a new stadium on Central Street designed by architect James Gamble Rogers who also designed Northwestern's Deering Library	<b>OCTOBER 2, 1926</b> New stadium named Northwestern Stadium opened with a 34-0 win over South Dakota	<b>NOVEMBER 6, 1926</b> First game played at the newly named Dyche Stadium after former university vice president and business manager William A. Dyche	<b>APRIL 1949</b> Construction begins on a horseshoe enclosure in the south end to add 4,256 seats
<b>1961</b> Installation of a press box and an elevator to the second deck	<b>NOVEMBER 18, 1996</b> Major renovations begin to start the Ryan Field era, including new seating, replacement of turf with grass, a three-tier media and club structure on the west side, and the endzone lockers and sports medicine facility	<b>SEPTEMBER 13, 1997</b> Ryan Field, named for longtime Board of Trustees Chairman Patrick G. Ryan, opens with a 24-20 win over Duke	<b>SEPTEMBER 2021</b> The Ryan Family commits \$480 million, the largest philanthropic gift in Northwestern history, to advance research, educational initiatives and athletics, including the construction of a new Ryan Field



Overhead view of Ryan Field from the west side. Ryan Field is about a mile from the shore of Lake Michigan.



## CAREER HIGHS

### #0 • COCO AZEMA • DB

Tackles: 13, at Michigan (Oct. 23, 2021)  
Solo Tackle: 10, at Michigan (Oct. 23, 2021)  
Assisted Tackle: 7, at Duke (Sept. 18, 2021)  
Tackles For Loss: 2.0, vs. Nebraska (Aug. 27, 2022)  
Sacks: 1, vs. Nebraska (Aug. 27, 2022)  
Pass Break Ups: 2, vs. Minnesota (Oct. 30, 2021)  
Interceptions: 1, vs. Maryland (Oct. 24, 2020)  
Rushing Attempts: 7 at Illinois (Nov. 30, 2019)  
Rushing Yards: 123 at Illinois (Nov. 30, 2019)  
Rushing Touchdown: 1 at Illinois (Nov. 30, 2019)  
Long Rush: 62 at Illinois (Nov. 30, 2019)  
Kick Returns: 2, at Duke (Sept. 16, 2023)  
Kick Return Yards: 48, at Duke (Sept. 16, 2023)  
Longest Kick Return: 27, at Duke (Sept. 16, 2023)

### #0 • COLE FREEMAN • QB

Pass Attempts: 20, at Purdue (Nov. 19, 2022)  
Completions: 9, at Purdue (Nov. 19, 2022)  
Passing Yards: 78, at Purdue (Nov. 19, 2022)  
Longest Pass: 17, at Purdue (Nov. 19, 2022)  
Rushing Attempts: 9, at Purdue (Nov. 19, 2022)  
Rushing Yards: 18, at Purdue (Nov. 19, 2022)  
Long Rush: 7, at Purdue (Nov. 19, 2022)

### #1 • JACK KENNEDY • WR

Receptions: 1, at Rutgers (Sept. 3, 2023)  
Receiving Yards: 5, at Rutgers (Sept. 3, 2023)  
Long Reception: 5, at Rutgers (Sept. 3, 2023)

### #2 • BEN BRYANT • QB

Pass Attempts: 57, vs. Ohio (Nov. 9, 2021)  
Completions: 41, vs. Ohio (Nov. 9, 2021)  
Passing Yards: 396, vs. Minnesota (Sept. 23, 2023)  
Rushing Touchdowns: 4 (2x), last vs. Minnesota (Sept. 23, 2023)  
Long Pass: 80, vs. Minnesota (Sept. 23, 2023)  
Rushing Attempts: 11 (2x), last at Memphis (Nov. 29, 2019)  
Rushing Yards: 55, vs. Austin Peay (Sept. 19, 2020)  
Long Rush: 39, vs. Texas State (Sept. 25, 2021)  
Rushing Touchdowns: 1 (5x), last vs. UTEP (Sept. 9, 2023)  
*§ at Cincinnati*  
*! at Eastern Michigan*

### #2 • GARNETT HOLLIS, JR. • DB

Tackles: 9, vs. Wisconsin (Oct. 8, 2022)  
Solo Tackles: 5, vs. Wisconsin (Oct. 8, 2022)  
Assisted Tackles: 4, vs. Wisconsin (Oct. 8, 2022)  
Tackles for Loss: 1.0, vs. Minnesota (Sept. 23, 2023)  
Pass Breakups: 1(4x), last vs. Minnesota (Sept. 23, 2023)  
Interceptions: 1, vs. Duke (Sept. 10, 2022)  
Forced Fumbles: 1, at Penn State (Oct. 1, 2022)

### #3 • JAHEEM JOSEPH • DB

Tackles: 9, vs. Duke (Sept. 10, 2022)  
Solo Tackles: 7, vs. Duke (Sept. 10, 2022)  
Assisted Tackles: 2 (2x), last at Rutgers (Sept. 3, 2023)  
Pass Breakups: 1, vs. Duke (Sept. 10, 2022)

### #3 • RYAN HILINSKI • QB

Pass Attempts: 60, vs. Duke (Sept. 10, 2022)  
Completions: 36 (2x), last vs. Duke (Sept. 10, 2022)  
Passing Yards: 435, vs. Duke (Sept. 10, 2022)  
Passing Touchdowns: 2 (6x), last vs. Duke (Sept. 10, 2022)  
Long Pass: 85, vs. UTEP (Sept. 9, 2023)  
Rushing Attempts: 8, at Illinois (Nov. 27, 2021)  
Rushing Yards: 15, vs. Rutgers (Oct. 16, 2021)  
Long Rush: 22, vs. Southern Illinois (Sept. 17, 2022)  
Rushing Touchdowns: 1 (4x), last vs. Miami OH (Sept. 24, 2022)

### #4 • CAM PORTER • RB

Rushing Attempts: 33 vs. Auburn (Jan. 1, 2021)  
Rushing Yards: 142 vs. Illinois (Dec. 12, 2020)  
Long Rush: 31 vs. Illinois (Dec. 12, 2020)  
Rushing Touchdown: 2 vs. Illinois (Dec. 12, 2020)  
Receptions: 4, at Rutgers (Sept. 3, 2023)  
Receiving Yards: 27, vs. Auburn (Jan. 1, 2021)  
Long Reception: 15, vs. Wisconsin (Oct. 8, 2022)

### #5 • JACOB GILL • WR

Receptions: 2, vs. Duke (Sept. 18, 2021)  
Receiving Yards: 47, at Penn State (Oct. 1, 2022)  
Receiving Touchdowns: 1, at Penn State (Oct. 1, 2022)  
Long Reception: 47, at Penn State (Oct. 1, 2022)

### #6 • ROBERT FITZGERALD • DB

Tackles: 4, vs. UTEP (Sept. 9, 2023)  
Solo Tackles: 3, vs. UTEP (Sept. 9, 2023)  
Assisted Tackles: 1 (2x), last at Duke (Sept. 16, 2023)

### #6 • BRENDAN SULLIVAN • QB

Pass Attempts: 30, at Iowa (Oct. 29, 2022)  
Completions: 23, at Iowa (Oct. 29, 2022)  
Passing Yards: 159, at Iowa (Oct. 29, 2022)  
Passing Touchdowns, 2, at Iowa (Oct. 29, 2022)  
Longest Pass: 46, at Maryland (Oct. 22, 2022)  
Rushing Attempts: 14, at Iowa (Oct. 29, 2022)  
Rushing Yards: 55, vs. Ohio State (Nov. 5, 2022)  
Rushing Touchdowns: 1 (2x), last at Duke (Sept. 16, 2023)  
Long Rush: 15 (2x), last vs. Ohio State (Nov. 5, 2022)

### #7 • ORE ADEYI • DB

Tackles: 3 (2x), last at Duke (Sept. 16, 2023)  
Solo Tackles: 2, at Purdue (Nov. 19, 2022)  
Assisted Tackles: 2, at Duke (Sept. 16, 2023)

### #7 • ANTHONY TYUS III • RB

Rushing Attempts: 11, vs. Ohio (Sept. 25, 2021)  
Rushing Yards: 71, vs. Indiana St. (Sept. 11, 2021)  
Long Rush: 16, vs. Indiana St. (Sept. 11, 2021)  
Rushing Touchdowns: 1, vs. Ohio (Sept. 25, 2021)  
Receptions: 2 (2x), last vs. Wisconsin (Oct. 8, 2022)  
Receiving Yards: 34, vs. Nebraska (Aug. 27, 2022)  
Receiving Touchdowns: 1, vs. Wisconsin (Oct. 8, 2022)  
Long Reception: 34, vs. Nebraska (Aug. 27, 2022)

### #8 • A.J. HENNING • WR

Receptions: 5 (2x), last vs. Minnesota (Sept. 23, 2023)  
Receiving Yards: 42, at Rutgers (Sept. 3, 2023)  
Long Reception: 28, vs. Penn State (Nov. 28, 2020)  
Receiving Touchdowns: 1 (2x), last vs. Minnesota (Sept. 23, 2023)  
Rushing Attempts: 4, vs. UTEP (Sept. 9, 2023)  
Rushing Yards: 74, vs. Western Michigan (Sept. 4, 2021)  
Long Rush: 74, vs. Western Michigan (Sept. 4, 2021)  
Rushing Touchdown: 1 (3x), last vs. UTEP (Sept. 9, 2023)  
Kick Returns: 4, vs. Ohio State (Nov. 27, 2021)  
Kick Return Yards: 112, at Maryland (Nov. 20, 2021)  
Longest Kick Return: 81, at Maryland (Nov. 20, 2021)  
Kick Return Touchdown: 1, at Maryland (Nov. 20, 2021)  
Punt Returns: 5 (2x), last vs. Hawai'i (Sept. 10, 2021)  
Punt Return Yards: 70, vs. Northern Illinois (Sept. 18, 2021)  
Longest Punt Return: 61, vs. UConn (Sept. 17, 2021)  
Punt Return Touchdown: 1, vs. UConn (Sept. 17, 2021)  
*! at Michigan*

### #9 • DEVIN TURNER • DB

Tackles: 10, at Minnesota (Nov. 12, 2022)  
Solo Tackles: 8, at Minnesota (Nov. 12, 2022)  
Assisted Tackles: 5, at Duke (Sept. 16, 2023)  
Tackles for Loss: 1, at Purdue (Nov. 19, 2022)  
Pass Breakups: 1(3x), last vs. Minnesota (Sept. 23, 2023)  
Forced Fumbles: 1, at Minnesota (Nov. 12, 2022)

### #10 • THERAN JOHNSON • DB

Tackles: 6, at Rutgers (Sept. 3, 2023)  
Solo Tackle: 4 (2x), last at Rutgers (Sept. 3, 2023)  
Assisted Tackles: 2 (2x), last at Duke (Sept. 16, 2023)  
Pass Breakups: 2, vs. Southern Illinois (Sept. 17, 2022)

### #11 • DONNIE GRAY • WR

Receptions: 1 (2x), last at Rutgers (Sept. 3, 2023)  
Receiving Yards: 18, vs. Illinois (Oct. 29, 2022)  
Long Reception: 18, vs. Illinois (Oct. 29, 2022)

### #12 • JACK LAUSCH • QB

Pass Attempts: 8, vs. Illinois (Oct. 29, 2022)  
Completions: 4, vs. Illinois (Oct. 29, 2022)  
Passing Yards: 68, vs. Illinois (Oct. 29, 2022)  
Long Pass: 27, vs. Illinois (Oct. 29, 2022)  
Receptions: 2, vs. Minnesota (Sept. 23, 2023)  
Receiving Yards: 9, vs. Minnesota (Sept. 23, 2023)  
Long Reception: 7, vs. Minnesota (Sept. 23, 2023)  
Rushing Attempts: 6, vs. Illinois (Oct. 29, 2022)  
Rushing Yards: 53, vs. UTEP (Sept. 9, 2023)  
Long Rush: 46, vs. UTEP (Sept. 9, 2023)  
Rushing Touchdowns: 1, vs. UTEP (Sept. 9, 2023)

### #12 • NIGEL WILLIAMS • DB

Tackles: 1 (3x), last at Purdue (Nov. 19, 2022)  
Assisted Tackles: 1, at Purdue (Nov. 19, 2022)  
Solo Tackles: 1 (2x), vs. Southern Illinois (Sept. 17, 2022)

### #14 • CAM JOHNSON • WR

Receptions: 14, vs. Ole Miss (Oct. 31, 2020)  
Receiving Yards: 114, at Mississippi State (Oct. 31, 2020)  
Long Reception: 44, at South Carolina (Oct. 16, 2021)  
Rushes: 1, (3x) last, at Tennessee (Nov. 27, 2021)  
Rushing Yards: 6, vs. Middle Tennessee (Sept. 1, 2018)  
Long Rush: 6, vs. Middle Tennessee (Sept. 1, 2018)  
Kick Returns: 3, vs. Georgia (Sept. 25, 2021)  
Kick Return Yards: 41, vs. East Tennessee State (Sept. 4, 2021)  
Longest Kick Return: 23, vs. East Tennessee State (Sept. 4, 2021)  
Punt Returns: 2 (3x), last vs. Colorado State (Sept. 11, 2021)  
Punt Return Yards: 24, vs. Mississippi State (Oct. 23, 2021)  
Longest Punt Return: 24, vs. Mississippi State (Oct. 23, 2021)  
*! at Vanderbilt*

### #15 • CALVIN JOHNSON • WR

Receptions: 2, vs. Illinois (Oct. 29, 2022)  
Receiving Yards: 23, vs. Illinois (Oct. 29, 2022)  
Long Reception: 23, vs. Illinois (Oct. 29, 2022)

### #17 • BRYCE KIRTZ • WR

Receptions: 10, vs. Minnesota (Sept. 23, 2023)  
Receiving Yards: 215, vs. Minnesota (Sept. 23, 2023)  
Long Reception: 80, vs. Minnesota (Sept. 23, 2023)  
Receiving Touchdowns: 2, vs. Minnesota (Sept. 23, 2023)  
Rushes: 1, vs. Ohio (Sept. 25, 2021)  
Rushing Yards: 4, vs. Ohio (Sept. 25, 2021)  
Long Rush: 4, vs. Ohio (Sept. 25, 2021)  
Longest Punt Return: 13 (2x), last vs. Ohio (Sept. 25, 2021)

## NORTHWESTERN RECORD WHEN

	2023
When playing at home	2-0
When playing on road	0-2
When playing at a neutral site	0-0
When playing on grass	2-1
When playing on artificial surface	0-1
When scoring first	0-0
When opponent scores first	2-2
When leading after first quarter	0-0
When trailing after first quarter	1-2
When tied after first quarter	1-0
When leading at halftime	0-0
When trailing at halftime	1-2
When tied at halftime	1-0
When leading after three quarters	1-0
When trailing after three quarters	1-2
When tied after three quarters	0-0
When NU has more/equal rushing yards	1-0
When opponent has more rushing yards	1-2
When NU has more/equal passing yards	1-1
When opponent has more passing yards	1-1
When NU has more/equal total yards	2-0
When opponent has more total yards	0-2
When NU has more first downs	1-0
When opponent has more first downs	1-2
When first downs are equal	0-0
When NU forces more turnovers	1-0
When opponent forces more turnovers	1-2
When turnovers are equal	0-0
In games decided by three points or fewer	0-0
In games decided by seven points or fewer	1-0
In overtime games	1-0

## CAREER STARTS

	2023	Career
Cam Johnson, WR	4	29
Charlie Mangieri, TE	3	28
Ben Bryant, QB	4	26
Bryce Gallagher, LB	4	25
Rod Heard II, DB	4	22
Ryan Hilinski, QB	-	22
Josh Priebe, OL	4	20
Richie Hagarty, DE	4	17
Marshall Lang, TE	3	17
Sean McLaughlin, DL	4	16
Xander Mueller, LB	4	16
Coco Azema, DB	3	14
Jaylen Pate, DL	-	13
Bryce Kirtz, WR	2	10
Caleb Tiernan, OT	4	10
A.J. Henning, WR	3	8
Garnett Hollis Jr.	4	8
Thomas Gordon, TE	-	7
Najee Story, DL	4	7
Devin Turner, DB	3	7
Theran Johnson, DB	4	6
Cam Porter, RB	4	6
Ben Wrather, OL	4	6
Dom D'Antonio, OL	4	5
Greyson Metz, LB	-	5
Duke Olges, TE	1	4
P.J. Spencer, DL	4	4
Brendan Sullivan, QB	-	4
Zachary Franks, OL	2	3
Aidan Hubbard, DL	-	3
Jaheem Joseph, DB	2	3
Cole Freeman, QB	-	2
Jacob Gill, WR	-	2
Josh Thompson	2	2
Anthony Tyus III, RB	-	1
Mac Uihlein, LB	-	1

## CAREER HIGHS (Cont.)

**#18 • GARNER WALLACE • DB**

Tackles: 4 (2x), last vs. Wisconsin (Oct. 8, 2022)  
Solo Tackles: 4, vs. Wisconsin (Oct. 8, 2022)  
Assisted Tackles: 1, vs. Southern Illinois (Sept. 17, 2022)

**#20 • JOSEPH HIMON II • RB**

Receptions: 1 (2x), last vs. UTEP (Sept. 9, 2023)  
Receiving Yards: 85, vs. UTEP (Sept. 9, 2023)  
Long Reception: 85, vs. UTEP (Sept. 9, 2023)  
Receiving Touchdowns: 1, vs. UTEP (Sept. 9, 2023)  
Rushing Attempts: 6, at Duke (Sept. 16, 2023)  
Rushing Yards: 19, at Duke (Sept. 16, 2023)  
Long Rush: 16, at Purdue (Nov. 19, 2022)

**#22 • EVAN SMITH • DB**

Total Tackles: 1, vs. UTEP (Sept. 9, 2023)  
Assisted Tackles: 1, vs. UTEP (Sept. 9, 2023)  
Tackles for Loss: 0.5, vs. UTEP (Sept. 9, 2023)

**#23 • RAYMOND NIRO III • WR**

Receptions: 2 (3x), last vs. Wisconsin (Oct. 8, 2022)  
Receiving Yards: 41, vs. Nebraska (Aug. 27, 2022)  
Long Reception: 41, vs. Nebraska (Aug. 27, 2022)  
Receiving Touchdowns: 1 (2x), last at Iowa (Oct. 29, 2022)  
Rushing Attempts: 7 vs. UMass (Nov. 16, 2019)  
Rushing Yards: 56 at Illinois (Nov. 30, 2019)  
Long Rush: 11 vs. UMass (Nov. 16, 2019)  
Rushing Touchdown: 1 vs. UMass (Nov. 16, 2019)  
Tackles: 4, at Michigan (Oct. 23, 2021)  
Solo Tackle: 1 (4x), last vs. Ohio State (Nov. 5, 2022)  
Fumble Recovery: 1 at Wisconsin (Sept. 28, 2019)  
Longest Punt Return: 36, vs. Indiana St. (Sept. 11, 2021)  
Longest Kick Return: 25, at Wisconsin (Nov. 13, 2021)  
Blocked Punt: 1, vs. Iowa (Nov. 6, 2021)

**#24 • ROD HEARD II • DB**

Total Tackles: 10, at Minnesota (Nov. 12, 2022)  
Solo Tackles: 8, at Minnesota (Nov. 12, 2022)  
Assisted Tackles: 4 (2x), last at Rutgers (Sept. 3, 2023)  
Sacks: 1.0, vs. UTEP (Sept. 9, 2023)  
Tackles for Loss: 2.0, vs. Iowa (Nov. 6, 2021)  
Pass Breakups: 1 (5x), last at Duke (Sept. 16, 2023)  
Forced Fumbles: 2, at Duke (Sept. 18, 2021)  
Fumble Recovery: 1, at Duke (Sept. 18, 2021)

**#25 • CALEB KOMOLAFE • RB**

Receptions: 3, at Duke (Sept. 16, 2023)  
Receiving Yards: 16, at Duke (Sept. 16, 2023)  
Long Reception: 14, at Duke (Sept. 16, 2023)  
Receiving Touchdowns: 1, at Rutgers (Sept. 3, 2023)  
Rushing Attempts: 2 at Rutgers (Sept. 3, 2023)  
Rushing Yards: 7 at Rutgers (Sept. 3, 2023)  
Long Rush: 5 at Rutgers (Sept. 3, 2023)

**#28 • BRADEN TURNER • DB**

Total Tackles: 1, vs. UTEP (Sept. 9, 2023)  
Solo Tackles: 1, vs. UTEP (Sept. 9, 2023)  
Tackles for Loss: 1.0, vs. UTEP (Sept. 9, 2023)

**#29 • MARCUS CISCO • RB**

Rushing Attempts: 3 (2x), last at Michigan (Oct. 23, 2021)  
Rushing Yards: 25, vs. Ohio (Sept. 25, 2021)  
Long Rush: 16, at Michigan (Oct. 23, 2021)

**#31 • JAKE ARTHURS • RB**

Rushing Attempts: 2 (3x), last vs. UTEP (Sept. 9, 2023)  
Rushing Yards: 2 (2x), last vs. UTEP (Sept. 9, 2023)  
Long Rush: 5, vs. Ohio (Sept. 25, 2021)  
Rushing Touchdown: 1, vs. Ohio (Sept. 25, 2021)

**#32 • BRYCE GALLAGHER • LB**

Total Tackles: 19, at Rutgers (Sept. 3, 2023)  
Solo Tackles: 9 (4x), last vs. Miami OH (Sept. 24, 2022)  
Assisted Tackles: 15, at Rutgers (Sept. 3, 2023)  
Tackles for Loss: 2.5 (2x), last at Maryland (Oct. 22, 2022)  
Sacks: 1.5, at Maryland (Oct. 22, 2022)  
Forced Fumbles: 1, at Penn State (Oct. 1, 2022)  
Fumble Recoveries: 1, at Penn State (Oct. 1, 2022)  
Interceptions: 1 (2x), last vs. UTEP (Sept. 9, 2023)

**#33 • BRAYDON BRUS • LB**

Total Tackles: 2, vs. UTEP (Sept. 9, 2023)  
Solo Tackles: 1, vs. UTEP (Sept. 9, 2023)  
Assisted Tackles: 1, vs. UTEP (Sept. 9, 2023)  
Tackles for Loss: 0.5, vs. UTEP (Sept. 9, 2023)

**#34 • XANDER MUELLER • LB**

Total Tackles: 14, at Penn State (Oct. 1, 2022)  
Solo Tackles: 8, at Penn State (Oct. 1, 2022)  
Assisted Tackles: 7 (2x), last at Rutgers (Sept. 3, 2023)  
Tackles for Loss: 2.5 (2x), last at Iowa (Oct. 29, 2022)  
Sacks: 1.0 (3x), last vs. UTEP (Sept. 9, 2023)  
Pass Breakups: 1 (2x), last vs. Ohio State (Nov. 5, 2022)  
Interceptions: 1 (3x), last vs. UTEP (Sept. 9, 2023)  
Forced Fumbles: 1, at Wisconsin (Nov. 13, 2021)  
Fumble Recovery: 1, vs. Indiana (Sept. 11, 2021)

**#35 • KENNY SOARES JR. • LB**

Total Tackles: 4, vs. UTEP (Sept. 9, 2023)  
Solo Tackles: 3, vs. UTEP (Sept. 9, 2023)  
Assisted Tackles: 3, at Rutgers (Sept. 3, 2023)

**#37 • MAC UIHLEIN • LB**

Total Tackles: 5, at Minnesota (Nov. 12, 2022)  
Solo Tackles: 2, at Duke (Sept. 16, 2023)  
Assisted Tackles: 1 (3x), last vs. Minnesota (Sept. 23, 2023)  
Tackles for Loss: 0.5, vs. Minnesota (Sept. 23, 2023)

**#38 • JOE DeHAAN • LB**

Total Tackles: 3, vs. Maryland (Oct. 24, 2020)  
Solo Tackles: 2 (2x), last vs. UTEP (Sept. 9, 2023)  
Assisted Tackles: 1, vs. Maryland (Oct. 24, 2020)  
Interceptions: 1, vs. UTEP (Sept. 9, 2023)

**#41 • JAYLEN PATE • LB**

Total Tackles: 5, vs. Minnesota (Sept. 23, 2023)  
Solo Tackles: 3 (2x), last at Penn State (Oct. 1, 2022)  
Assisted Tackles: 3 (2x), last vs. Minnesota (Sept. 23, 2023)  
Tackles for Loss: 1.0, at UNLV (Nov. 27, 2020)  
Sacks: 1.0, at UNLV (Nov. 27, 2020)  
Fumble Recovery: 1, vs. Ball State (Sept. 18, 2021)  
Pass Breakups: 1, vs. Fresno State (Oct. 16, 2021)

**#42 • ANTO SAKA • DL**

Total Tackles: 2 (3x), last at Duke (Sept. 16, 2023)  
Solo Tackles: 2, vs. UTEP (Sept. 9, 2023)  
Assisted Tackles: 2, at Rutgers (Sept. 3, 2023)  
Sacks: 1.0 (2x), last at Duke (Sept. 16, 2023)  
Tackles for Loss: 1.0 (2x), last at Duke (Sept. 16, 2023)

**#45 • CULLEN COLEMAN • LB**

Pass Breakups: 1, vs. UTEP (Sept. 9, 2023)

**#47 • LUKE AKERS • P**

Punts: 6 (5x), last at Iowa (Oct. 29, 2022)  
Punt Yards: 279, at Stanford (Sept. 25, 2021)

**#50 • PJ SPENCER • DL**

Total Tackles: 3, at Rutgers (Sept. 3, 2023)  
Solo Tackles: 1 (2x), last vs. Illinois (Nov. 26, 2022)  
Assisted Tackles: 3, at Rutgers (Sept. 3, 2023)  
Tackles for Loss: 0.5, at Duke (Sept. 16, 2023)

**#52 • Richie Hagarty • DL**

Total Tackles: 5 (3x), last vs. Minnesota (Sept. 23, 2023)  
Solo Tackles: 4, at South Dakota (Oct. 22, 2022)  
Assisted Tackles: 4, at Rutgers (Sept. 3, 2023)  
Tackles for Loss: 2.0 (4x), last at South Dakota (Oct. 22, 2022)  
Sacks: 2.0, vs. North Dakota (Sept. 24, 2022)  
Forced Fumbles: 1, at Northwestern (Sept. 17, 2022)  
*! at Southern Illinois*

**#53 • JAIDEN CAMERON • DL**

Total Tackles: 5, at Wisconsin (Nov. 13, 2021)  
Solo Tackles: 3, at Wisconsin (Nov. 13, 2021)  
Assisted Tackles: 2, at Wisconsin (Nov. 13, 2021)  
Tackles for Loss: 0.5, at Wisconsin (Nov. 13, 2021)

**#57 • GREYSON METZ • LB**

Total Tackles: 7, vs. Wisconsin (Oct. 8, 2022)  
Solo Tackles: 6, vs. Wisconsin (Oct. 8, 2022)  
Assisted Tackles: 3, at Rutgers (Sept. 3, 2023)  
Tackles for Loss: 1.0, vs. Southern Illinois (Sept. 17, 2022)  
Forced Fumbles: 1, vs. Nebraska (Aug. 27, 2022)  
Fumble Recoveries: 1 vs. Nebraska (Aug. 27, 2022)

**#60 • CARMINE BASTONE • DL**

Total Tackles: 2 (2x), last at Rutgers (Sept. 3, 2023)  
Solo Tackles: 1, at Purdue (Nov. 19, 2022)  
Assisted Tackles: 2, at Rutgers (Sept. 3, 2023)

**#72 • CALEB TIERNAN • OL**

Total Tackles: 1, vs. Minnesota (Sept. 23, 2023)  
Solo Tackles: 1, vs. Minnesota (Sept. 23, 2023)

**#82 • JACK OLSEN • K**

Field Goal Attempts: 1 (3x), last vs. Minnesota (Sept. 23, 2023)  
Made Field Goals: 1 (2x), last vs. Minnesota (Sept. 23, 2023)  
Long Field Goal: 40, vs. UTEP (Sept. 9, 2023)

**#86 • LAWSON ALBRIGHT • TE**

Receptions: 1 (2x), last at Duke (Sept. 16, 2023)  
Receiving Yards: 6 (2x), last at Duke (Sept. 16, 2023)  
Long Reception: 6 (2x), last at Duke (Sept. 16, 2023)

**#87 • THOMAS GORDON • TE**

Receptions: 5, vs. Duke (Sept. 10, 2022)  
Receiving Yards: 78, vs. Duke (Sept. 10, 2022)  
Long Reception: 26, vs. Duke (Sept. 10, 2022)  
Receiving Touchdowns: 1, vs. UTEP (Sept. 9, 2023)

**#88 • MARSHALL LANG • TE**

Receptions: 3 (3x), last vs. Miami OH (Sept. 24, 2022)  
Receiving Yards: 39, vs. Miami OH (Sept. 24, 2022)  
Long Reception: 37, at Minnesota (Nov. 12, 2022)

**#89 • CHARLIE MANGIERI • TE**

Receptions: 3, vs. Minnesota (Sept. 23, 2023)  
Receiving Yards: 31, vs. Michigan State (Sept. 3, 2021)  
Long Reception: 25 (2x), last vs. Minnesota (Sept. 23, 2023)  
Receiving Touchdowns: 1 (3x), last vs. Minnesota (Sept. 23, 2023)

**#90 • CARMINE BASTONE • DL**

Total Tackles: 3 (2x), last vs. Minnesota (Sept. 23, 2023)  
Solo Tackles: 1 (2x), last vs. Minnesota (Sept. 23, 2023)  
Assisted Tackles: 2 (2x), last vs. Minnesota (Sept. 23, 2023)  
Tackles for Loss: 0.5, vs. UTEP (Sept. 9, 2023)

**#91 • AIDAN HUBBARD • DL**

Total Tackles: 6, at Purdue (Nov. 19, 2022)  
Solo Tackles: 4, at Purdue (Nov. 19, 2022)  
Assisted Tackles: 2, at Purdue (Nov. 19, 2022)  
Sacks: 1.0 (2x), last vs. UTEP (Sept. 9, 2023)  
Tackles for Loss: 1.0 (2x), last vs. UTEP (Sept. 9, 2023)

**#92 • Matt Lawson • DL**

Total Tackles: 4, at UNLV (Nov. 11, 2022)  
Solo Tackles: 2 (2x), last at UNLV (Nov. 11, 2022)  
Assisted Tackles: 2 (3x), last at UNLV (Nov. 11, 2022)  
Tackles for Loss: 1.0, at Rutgers (Sept. 3, 2023)  
Passes Defended: 1, vs. Hawaii (Nov. 5, 2022)  
Fumble Recovery: 1, at Nevada (Nov. 19, 2022)  
*! at Fresno State*

**#93 • BRENDAN FLAKES • DL**

Total Tackles: 3, vs. UTEP (Sept. 9, 2023)  
Solo Tackles: 2, vs. UTEP (Sept. 9, 2023)  
Assisted Tackles: 2, at Rutgers (Sept. 3, 2023)  
Tackles for Loss: 1.0, vs. UTEP (Sept. 9, 2023)  
Sacks: 1.0, at Purdue (Nov. 19, 2022)

**#94 • R.J. Pearson • DL**

Total Tackles: 5 (2x), last vs. South Carolina State (Sept. 10, 2022)  
Solo Tackles: 5, vs. Alcorn State (11/6/2021)  
Assisted Tackles: 2 (5x), last vs. Grambling State (Sept. 24, 2022)  
Tackles for Loss: 1.5, vs. South Carolina State (Sept. 10, 2022)  
Sacks: 1.5, vs. South Carolina State (Sept. 10, 2022)  
Passes Defended: 1, vs. South Carolina State (Sept. 10, 2021)  
Forced Fumbles: 1, vs. Alabama A&M (Sept. 16, 2021)  
*! at Bethune-Cookman*

**#95 • NAJEE STORY • DL**

Total Tackles: 4, at Purdue (Nov. 19, 2022)  
Solo Tackles: 2 (4x), last vs. UTEP (Sept. 9, 2023)  
Assisted Tackles: 2, at Rutgers (Sept. 3, 2023)  
Tackles for Loss: 1.0, vs. Southern Illinois (Sept. 17, 2022)  
Pass Breakups: 1, vs. Minnesota (Sept. 23, 2023)

**#97 • SEAN MCLAUGHLIN • DL**

Total Tackles: 8, at Maryland (Oct. 22, 2022)  
Solo Tackles: 4, at Maryland (Oct. 22, 2022)  
Assisted Tackles: 4, at Maryland (Oct. 22, 2022)  
Tackles for Loss: 1.0 (5x), last vs. UTEP (Sept. 9, 2023)  
Pass Breakups: 1 (2x), last vs. UTEP (Sept. 9, 2023)  
Forced Fumbles: 1, at Penn State (Oct. 1, 2022)

**#98 • DUKE OLGES • TE**

Receptions: 2, at Iowa (Oct. 29, 2022)  
Receiving Yards: 15 (2x), last at Purdue (Nov. 19, 2022)  
Long Reception: 15, at Purdue (Nov. 19, 2022)  
Touchdowns: 1, at Iowa (Oct. 29, 2022)

**#99 • HUNTER RENNER • P**

Punt Attempt: 7, vs. Minnesota (Sept. 23, 2023)  
Long Punt: 54, vs. UTEP (Sept. 9, 2023)  
Punt Yards: 260, vs. Minnesota (Sept. 23, 2023)

LAST TIME IT HAPPENED

TEAM

**NORTHWESTERN WILDCATS**

Scored 60+ Points  
 Scored 50-59 Points NU 61, Illinois 23 (11-18-00)  
 Scored 40-49 Points NU 54, Michigan State 40 (10-15-16)  
 Rushed for 200-299 yards NU 43, Maryland 3 (10-24-20)  
 Rushed for 300-399 yards 207 vs. Ohio State (11-5-22)  
 Rushed for 400+ yards 373 vs. Ohio (9-25-21)  
 Passed for 400+ yards 411 vs. Illinois (12-12-20)  
 Had 500-599 yards of total offense 400 vs. Minnesota (9-23-23)  
 Had 600+ yards of total offense 511 vs. Duke (9-10-22)  
 Won a game on final play (regulation) 678 vs. Bowling Green (9-16-17)  
 Won a game in overtime vs. Michigan State, 47-yd FG (9-29-01)  
 Recorded a safety vs. Minnesota (9-23-23)  
 Recorded a shutout vs. Minnesota (11-23-19)  
 Played No. 1-ranked team NU 39, Minnesota 0 (11-18-17)  
 Beat No. 1-ranked team #1 Ohio State 54, NU 10 (11-11-06)  
 Beat a Top-10 team #3 NU 6, #1 Minnesota 0 (10-31-1936)  
 Beat a ranked team NU 17, #10 Wisconsin 7 (11-21-20)  
 Beat two ranked teams in a row NU 17, #10 Wisconsin 7 (11-21-20)  
 Ranked by AP (media) NU 47, #7 Wisconsin 44 (9-23-00)  
 Ranked by USA Today (coaches) NU 37, #18 Michigan State 17 (9-30-00)  
 Ranked in College Football Playoff No. 10 (Jan. 12, 2021)  
 Ranked No. 1 by AP No. 10 (Jan. 12, 2021)  
 Sellout at home No. 14 (Dec. 20, 2020)  
 Had consecutive sellouts 1962  
 47,330, vs. Ohio State (10-18-19)  
 Four straight from Sept. 29-Nov. 3, 2018  
 (vs. Michigan, vs. Nebraska, vs. Wisconsin, vs. Notre Dame)

INDIVIDUAL

Returned kickoff for a TD  
 Returned punt for a TD  
 Returned INT for a TD  
 Returned fumble for TD  
 Blocked an extra point  
 Blocked a FG attempt  
 Blocked a punt  
 Rushed for 3 or more TDs  
 Rushed for 100 yards  
 Two players rushed for 100 yards  
 Rushed for 200 yards  
 Rushed for 300 yards  
 Completed 20-29 passes  
 Completed 30+ passes  
 Passed for 3+ TDs  
 Passed for 300-399 yards  
 Passed for 400-499 yards  
 Passed for 500+ yards  
 Scored 3 TDs in a game  
 Scored 4+ TDs in a game  
 2-point conversion  
 Caught 10+ passes  
 100-199 yards receiving  
 200+ yards receiving  
 Two players 100 receiving yards  
 Score 2 TDs Receiving  
 Scored 3+ TDs receiving  
 Kicked 3 FGs in one game  
 Kicked 4 FGs in one game  
 Kicked 5 FGs in one game  
 Kicked a 50-yard FG  
 Kicked a 70-79 yard punt  
 Kicked an 80-89-yard punt  
 Intercepted 2 passes  
 Intercepted 3 passes  
 Recovered 2+ fumbles  
 Recorded 100+ kickoff return yards  
 Recorded 50+ punt return yards  
 Recorded 100+ punt return yards  
 Recorded 20+ tackles  
 Solomon Vault (95) at Michigan State (10-15-16)  
 Tony Jones (64) at Purdue (11-22-14)  
 Kyle Queiro (26) vs. Kentucky (12-29-17)  
 AJ Hampton (49) at Wisconsin (11-13-21)  
 Dean Lowry vs. Ball State (9-26-15)  
 Sean McLaughlin vs. Miami (OH) (9-24-22)  
 Anthony Tyus III at Purdue (11-19-22)  
 Evan Hull (4) vs. UMass (11-16-19)  
 Evan Hull (109) at Purdue (11-19-22)  
 Evan Hull (149) vs. Illinois (12-12-20)  
 Cam Porter (142) vs. Illinois (12-12-20)  
 Evan Hull (216) vs. Ohio (9-25-21)  
 Mike Adamle (316), vs. Wisconsin (1969)  
 Brendan Sullivan (23) vs. Iowa (10-29-22)  
 Ben Bryant (33) vs. Minnesota (9-23-23)  
 Ben Bryant (4) vs. Minnesota (9-23-23)  
 Ben Bryant (396) vs. Minnesota (9-23-23)  
 Ryan Hilinski (435) vs. Duke (9-10-22)  
 Mike Kafka (532) vs. Auburn (1-1-10)  
 Andrew Marty (2 passing, 1 rushing) at Duke (9-18-21)  
 Peyton Ramsey (3 passing, 1 rushing) vs. Auburn (1-1-21)  
 Stephon Robinson Jr. (rush) vs. Ohio (9-25-21)  
 Bryce Kirtz (10) vs. Minnesota (9-23-23)  
 Stephon Robinson Jr. (115) vs. Rutgers (10-16-21)  
 Bryce Kirtz (215) vs. Minnesota (9-23-23)  
 Christian Jones (182) at Illinois (11-30-13)  
 Rashad Lawrence (112) at Illinois (11-30-13)  
 Bryce Kirtz (2) vs. Minnesota (9-23-23)  
 Ramaud Chiaokhiao-Bowman (3) at Purdue (11-14-20)  
 Charlie Kuhbander (3) vs. Maryland (10-24-20)  
 Jack Mitchell (4) at Notre Dame (11-15-14)  
 Jeff Budzien (5) vs. Boston College (9-5-12)  
 David Wasielewski (51) at Air Force (8-31-02)  
 Jake Collins (70) vs. Rutgers (10-21-18)  
 Hunter Niswander (80) vs. Iowa (10-21-17)  
 Brandon Joseph vs. Wisconsin (11-21-20)  
 Godwin Igwebuiki (3) vs. Wisconsin (10-14-14)  
 Jimmy Hall (2) at Notre Dame (11-15-14)  
 Riley Lees (106) vs. Minnesota (11-23-19)  
 Brandon Joseph (111) vs. Indiana State (9-11-21)  
 Brandon Joseph vs. Indiana State (9-11-21)  
 Tim McGarigle (21, 11-10) vs. Michigan (10-29-05)

**OPPONENTS**

Wisconsin 70, NU 23 (11-27-10)  
 Nebraska 56, NU 7 (10-2-21)  
 Illinois 41, NU 3 (11-26-22)  
 Minnesota - 244 (9-23-23)  
 Minnesota - 302 (11-12-22)  
 Nebraska - 427 (10-2-21)  
 Purdue - 423 (11-20-21)  
 Wisconsin - 515 (10-8-22)  
 Nebraska - 657 (10-2-21)  
 Nebraska, 24-yd FG (10-5-19)  
 Rutgers (10-20-18)  
 #15 Iowa 20, NU 0 (10-26-19)  
 Wisconsin 37, #1 NU 6 (11-10-62)  
 Wisconsin 37, #1 NU 6 (11-10-62)  
 Jehu Chesson (96), Michigan (10-10-15)  
 Ben Niemann (1), Iowa (11-1-14)  
 Sydney Brown (39), Illinois (11-26-22)  
 Sydney Brown (53), Illinois (11-26-22)  
 Andrew Stelter, Minnesota (11-18-17)  
 George Karlaftis, Purdue (11-20-21)  
 Caiden Woullard, Miami (OH) (9-24-22)  
 Mohamed Ibrahim (3), Minnesota (11-12-22)  
 Darius Taylor (198), Minnesota (9-23-23)  
 Mar'Keise Irving (110), Minnesota (10-30-21)  
 Ky Thomas (106), Minnesota (10-30-21)  
 Kenneth Walker III (264), Michigan State (9-3-21)  
 Trey Sermon (331), Ohio State (12-19-20)  
 Spencer Petras (21), Iowa (10-29-22)  
 Gunnar Holmberg (31), Duke (9-18-21)  
 Nic Baker (3), Southern Illinois (9-17-22)  
 Casey Thompson (355), Nebraska (8-27-22)  
 Aidan O'Connell (423), Purdue (11-20-21)  
 -  
 Chimere Dike (3 receiving), Wisconsin (10-8-22)  
 Graham Mertz (5 passing), Wisconsin (10-8-22)  
 Adrian Martinez (rush), Nebraska (10-13-18)  
 Chimere Dike (10), Wisconsin (10-8-22)  
 Chimere Dike (185), Wisconsin (10-8-22)  
 Milton Wright (213), Purdue (11-20-21)  
 Jalon Calhoun (108) Duke (9-8-22)  
 Eli Pancol (106), Duke (9-8-22)  
 Chris Olave (2), Ohio State (10-18-19)  
 Chimere Dike (3), Wisconsin (10-8-22)  
 Charlie Ham (3), Duke (9-18-21)  
 Drew Stevens (4), Iowa (10-29-22)  
 -  
 Dragan Kesich (50), Minnesota (9-23-23)  
 Adam Korsak (79), Rutgers (10-20-18)  
 William Przystup (84), Nebraska (10-2-21)  
 Sydney Brown (2) & Devon Witherspoon, Illinois (11-26-22)  
 Mike Rose (3), Purdue (9-27-97)  
 Ben Frye (2), Duke (9-18-21)  
 De'Montre Tuggle (123), Ohio (9-25-21)  
 Donny Navarro III (66), Illinois (11-27-21)  
 Chad Owens (104), Hawaii (11-27-04)  
 Blake Cashman (8-12), Minnesota (11-17-18)

# NORTHWESTERN FOOTBALL

## 2023 ROSTER

No.	Name	Pos.	Ht.	Wt.	Yr.	Hometown / Previous School
0	Coco Azema	DB	5-11	205	Sr.	Cypress, Texas / Langham Creek
0	Cole Freeman	QB	6-0	210	Jr.	Summit, N.J. / Delbarton School
2	Ben Bryant	QB	6-3	220	6th	La Grange, Ill. / Cincinnati
2	Garnett Hollis Jr.	DB	6-2	205	Sr.	Nashville, Tenn. / Battle Ground Academy
3	Ryan Hiliński	QB	6-4	230	Sr.	Orange, Calif. / South Carolina
3	Jaheem Joseph	DB	5-10	190	Sr.	Miami Gardens, Fla. / Monsignor Edward Pace
4	Cam Porter	RB	5-10	220	Sr.	Cincinnati, Ohio / LaSalle
5	Jacob Gill	WR	5-11	190	Jr.	Raleigh, N.C. / Cardinal Gibbons
6	Robert Fitzgerald	DB	6-0	205	So.	Dallas, Texas / Jesuit College Prep
6	Brendan Sullivan	QB	6-3	225	Jr.	Davison, Mich. / Davison
7	Ore Adeyi	DB	5-11	185	Jr.	Mansfield, Texas / Mansfield Legacy
8	A.J. Henning	WR	5-10	185	Sr.	Frankfort, Ill. / Michigan
9	Aidan Gray	QB	6-3	205	Fy.	Naperville, Ill. / Naperville North
9	Devin Turner	DB	6-1	205	So.	Little Elm, Texas / Lone Star
10	Ricky Ahumaraeze	WR	6-4	195	Fy.	Liberty, Mo. / Liberty
10	Theran Johnson	DB	5-11	185	Jr.	Indianapolis, Ind. / North Central
11	Donnie Gray	WR	6-0	210	Jr.	New Haven, Conn. / Deerfield Academy (Mass.)
12	Jack Lausch	QB	6-2	205	So.	Chicago, Ill. / Brother Rice
12	Nigel Williams	DB	6-1	200	Sr.	Richmond, Va. / Collegiate School
13	Preston Bacon	WR	6-2	200	Sr.	Oak Hill, Va. / The Potomac School
13	Josh Fussell	DB	6-0	180	Fy.	West Chester, Ohio / Lakota West
14	Cam Johnson	WR	6-0	205	6th	Nashville, Tenn. / Arizona State
15	Calvin Johnson II	WR	5-11	185	Jr.	French Camp, Miss. / French Camp Academy
16	Frank Covey IV	WR	6-1	190	Fy.	Mount Prospect, Ill. / Prospect
16	Cole Shivers	DB	5-10	180	Fy.	Scottsdale, Ariz. / Saguaro
17	Bryce Kirtz	WR	6-0	190	Sr.	Brownsburg, Ind. / Brownsburg
18	Camp Magee	TE	6-5	205	Fy.	Orlando, Fla. / Edgewater
18	Garner Wallace	DB	6-4	210	Jr.	Pickerington, Ohio / Pickerington Central
19	Reggie Fleurima	WR	6-2	205	So.	Naperville, Ill. / Naperville Central
19	J.J. Lewis	DB	6-0	185	Fy.	Lawndale, Calif. / Leuzinger
20	Joseph Himon II	RB	5-9	185	So.	Little Rock, Ark. / Pulaski Academy
21	Damon Walters	DB	6-1	180	Fy.	Bolingbrook, Ill. / Bolingbrook
22	Evan Smith	DB	5-10	175	So.	Birmingham, Ala. / Oak Mountain
23	Raymond Niro III	WR	5-11	190	Gr.	Barrington, Ill. / Barrington
24	Rod Heard II	DB	5-11	190	Sr.	Farmington Hills, Mich. / Farmington Hills Harrison
25	Caleb Komolafe	RB	5-11	195	Fy.	Katy, Texas / Tompkins
26	Jalen Lewis	DB	5-9	180	Fy.	Westlake Village, Calif. / Oaks Christian
27	Jack Oyola	DB	5-11	195	So.	Alpharetta, Ga. / Alpharetta
27	Anthony Tyus III	RB	6-1	225	Jr.	Portage, Mich. / Portage Northern
28	Braden Turner	DB	5-11	185	So.	Mobile, Ala. / McGill-Toolen Catholic
29	Marcus Cisco	RB	5-9	200	Sr.	Byron Center, Mich. / Byron Center
31	Jake Arthurs	RB	5-9	205	Sr.	Wheaton, Ill. / Wheaton-Warrenville South
32	Bryce Gallagher	LB	6-2	235	Sr.	Raynham, Mass. / St. Sebastian's
33	Braydon Brus	LB	6-1	225	So.	Glendora, Calif. / Glendora
34	Xander Mueller	LB	6-3	235	Sr.	Wheaton, Ill. / Wheaton North
35	Kenny Soares Jr.	LB	6-2	230	So.	Trumbull, Conn. / Avon Old Farms
36	Payton Roth	RB	6-4	200	Fy.	Portland, Ore. / Jesuit
37	Mac Uihlein	LB	6-1	227	Jr.	Lake Forest, Ill. / Lake Forest
38	Joe DeHaan	DB	6-1	200	Sr.	Tinley Park, Ill. / Andrew
39	Albert Kunickis III	RB	6-3	225	So.	Lemont, Ill. / Lemont
40	Jason Reynolds II	LB	6-2	220	So.	McDonough, Ga. / Eagles Landing Christian
41	Jaylen Pate	DL	6-3	270	Gr.	Chicago, Ill. / Wyoming
42	Anto Saka	DL	6-4	245	So.	Phoenix, Md. / Loyola Blakefield
43	Will Halkyard	LS	6-3	215	Sr.	Glen Ellyn, Ill. / Glenbard West
45	Cullen Coleman	LB	6-3	240	Sr.	Port Chester, N.Y. / Rye Country Day
46	Johnny McGuire	LB	6-3	215	Fy.	Chicago, Ill. / Loyola Academy
47	Luke Akers	P	6-2	190	Sr.	Nashville, Tenn. / UCLA
48	Owen Bergin	LB	5-11	205	Sr.	Bloomfield Hills, Mich. / Detroit Country Day
49	Jacob Tabibian	K	5-9	190	Jr.	Lafayette, Calif. / Campolindo
50	P.J. Spencer	DL	6-2	290	Sr.	Prairie Village, Kan. / Shawnee Mission East
51	Miles Crutchley	LB	6-0	220	So.	Scottsdale, Ariz. / Saguaro
52	Richie Hagarty	DL	6-3	255	Gr.	New Palestine, Ind. / Southern Illinois
53	Jaiden Cameron	DL	6-3	260	Sr.	Clayton, Ohio / Northmont
54	Tyler Gant	DL	6-3	280	Fy.	St. Louis, Mo. / Christian Brothers College
55	Dylan Roberts	DL	6-3	295	Fy.	Phoenix, Ariz. / Centennial
56	Josh Thompson	OL	6-5	315	Jr.	Fenton, Mich. / Fenton
57	Greyson Metz	LB	6-3	225	Sr.	Glen Ellyn, Ill. / Glenbard West
59	Mason Green	DL	6-2	230	Fy.	Brentwood, Tenn. / Ravenswood
62	Alex Doost	OL	6-7	295	Fy.	Phoenix, Ariz. / Mountain Ridge
63	Dom D'Antonio	OL	6-4	295	Sr.	Woodstock, Ga. / Etowah
64	Anthony Birsá	OL	6-5	290	Fy.	Plainfield, Ill. / Joliet Catholic Academy
65	Jackson Carsello	OL	6-4	295	Jr.	Northbrook, Ill. / Glenbrook North
66	Braeden Edwards	OL	6-6	300	Jr.	West Des Moines, Iowa / Valley
68	Josh Priebe	OL	6-5	310	Sr.	Niles, Mich. / Edwardsburg
71	Ben Wrather	OL	6-6	310	Sr.	Powell, Ohio / Olentangy Liberty
72	Caleb Tiernan	OL	6-7	325	Jr.	Livonia, Mich. / Detroit Country Day
73	Deuce McGuire	OL	6-5	310	So.	Chicago, Ill. / Marist

No.	Name	Pos.	Ht.	Wt.	Yr.	Hometown / Previous School
74	Nick Herzog	OL	6-4	300	So.	Stilwell, Kan. / Blue Valley
75	Jordan Knox	OL	6-2	300	Fy.	Rock Hill, S.C. / Northwestern HS
78	Luka Trifunovic	OL	6-4	295	Sr.	Carlsbad, Calif. / La Costa Canyon
79	Zachary Franks	OL	6-6	315	Sr.	Baltimore, Md. / The Gilman School
81	Chris Petrucci	TE	6-4	225	So.	Park Ridge, Ill. / Maine South
82	Quintin O'Connell	WR	6-0	190	Gr.	New Canaan, Conn. / New Canaan
82	Jack Olsen	K	5-10	190	Sr.	Wheaton, Ill. / Wheaton-Warrenville
83	Blake Van Buren	TE	6-4	230	So.	Middleton, Wis. / Middleton
84	Hunter Welcing	TE	6-3	237	Sr.	Deer Park, Ill. / Lake Zurich
85	Jack Kennedy	WR	6-0	200	Sr.	Cleveland Heights, Ohio / St. Ignatius
86	Lawson Albright	TE	6-5	237	Jr.	Greensboro, N.C. / Grimsley
87	Jack Fitzgerald	TE	6-4	240	Fy.	Wilmette, Ill. / Loyola Academy
87	Thomas Gordon	TE	6-5	245	Sr.	Houston, Texas / Strake Jesuit College Prep
88	Marshall Lang	TE	6-4	245	Sr.	Cincinnati, Ohio / St. Xavier
89	Charlie Mangieri	TE	6-4	255	Gr.	Peoria, Ill. / Dunlap
90	Carmine Bastone	DL	6-2	300	Jr.	St. Charles, Ill. / St. Charles North
91	Aidan Hubbard	DL	6-4	260	Jr.	Cleveland, Ohio / St. Ignatius
92	Matt Lawson	DL	6-0	280	Gr.	Ontario, Calif. / Fresno State
93	Brendan Flakes	DL	6-4	280	So.	Winter Garden, Fla. / West Orange
94	Henry Helms	K	6-1	170	Fy.	Chicago, Ill. / Saint Ignatius College Prep
94	R.J. Pearson	DL	6-3	290	Gr.	Montgomery, Ala. / Bethune-Cookman
95	Najee Story	DL	6-4	285	Jr.	Solon, Ohio / Solon
96	Michael Kilbane	DL	6-5	250	Fy.	Lakewood, Ohio / St. Edward
97	Sean McLaughlin	DL	6-6	270	Sr.	Frankfort, Ill. / Lincoln-Way East
98	Duke Olges	TE	6-4	270	Sr.	Winnetka, Ill. / New Trier
99	Hunter Renner	P	6-2	230	Sr.	Mishawaka, Ind. / Marian

Coaching Staff	Position	Season at Northwestern
David Braun	Interim Head Coach / Defensive Coordinator	1st
Mike Bajakian	Offensive Coordinator / Quarterbacks	4th
Matt MacPherson	Associate Head Coach / Defensive Backs	17th
Jeff Genyk	Special Teams Coordinator / Tight Ends	16th
Kurt Anderson	Assistant Coach / Offensive Line	5th
Chris Foster	Assistant Coach / Running Backs	1st
Christian Smith	Assistant Coach / Defensive Line	1st
Tim McGarigle	Assistant Coach / Linebackers	6th
Armon Binns	Assistant Coach / Wide Receivers	1st
LaMarcus Hicks	Assistant Coach / Cornerbacks	1st
D.J. Vokolek	Assistant Coach / Defense	1st

## PRONUNCIATION GUIDE

ORE ADEYI.....	(or-E ah-DYE-ee)
Ricky AHUMARAEZE.....	(Ah-mah-rah-zee)
Coco AZEMA.....	(AH-zah-mah)
Carmine BASTONE.....	(bah-stone)
Owen BERGIN.....	(BURRG-in)
Frank COVEY IV.....	(CUH-vee)
Dom D'ANTONIO.....	(DAN-tonio)
Josh FUSSELL.....	(FUSS-uhl)
Theran Johnson.....	(th-AIR-in)
Caleb KOMOLAFE.....	(Komo-LAH-fay)
XANDER Mueller.....	(ZAN-der)
Raymond NIRO III.....	(NYE-row)
Duke OLGES.....	(OHL-gizz)
Josh PRIEBE.....	(PREEB)
Cole SHIVERS.....	(SHY-vurs)
NAJEE Story.....	(NAH-jee)
Jacob TABIBIAN.....	(TAH-bib-ian)
Luka TRIFUNOVIC.....	(tree-FOON-o-vick)
Mac UIHLEIN.....	(U-line)
Ben WRATHER.....	(RAY-thur)



INTERIM HEAD COACH DAVID BRAUN



THE BRAUN FILE

- 2x FCS National Champion
- 2021 FCS Coordinator of the Year
- AFCA 35 Under 35 Coaches



INTERIM HEAD COACH DAVID BRAUN

Two-time national champion defensive coordinator David Braun was named Northwestern University's interim head football coach for the 2023 season on July 14 by Vice President for Athletics & Recreation Dr. Derrick Gagg.

Braun came to Evanston in January 2023 as the defensive coordinator after working in the same role at Division I FCS powerhouse North Dakota State for four seasons and leading the Bison to two FCS National Championships in 2019 and 2021. Under Braun the Bison had the No. 1 scoring defense in the FCS twice over the last four seasons, including 2021 (allowed 11.1 points per game) when he was named the Football Scoop FCS Coordinator of the Year.

In 2019, the Bison held opponents to 12.3 points per game, ranked first in FCS in passing yards allowed (138.6 ypg), second in total defense (274.7 ypg), and second in passing efficiency defense (104.8). The defense recorded 17 total interceptions as NDSU went 16-0 and won the national championship.

His career began at Winona State (Minn.), where he played on the defensive line, serving as team captain, earning two all-conference honors, and helping his team to three Northern Sun Intercollegiate Conference Championships and three NCAA Division II Playoff appearances. After graduating in 2008 with a bachelor's degree in social science education, Braun joined the Winona State coaching staff as a graduate assistant.

Braun then served as the defensive coordinator at Culver-Stockton (Mo.) for one year in 2010, before heading back to Winona State to serve as the co-defensive coordinator and linebackers coach from 2011-2014. Braun worked the next two seasons at UC Davis coaching the defensive line going to Northern Iowa for two seasons where he coached the defensive line and outside linebackers and earning run game and special teams coordinator duties. In addition to his role as defensive coordinator at NDSU, he coached the team's safeties.

Braun and his wife, Kristin, are the parents of three: sons Lucas and Andrew, and daughter Blake.

PRIOR COACHING EXPERIENCE

Year	School	Position
2019-22	North Dakota St.	Defensive Coordinator / Safeties
2018	Northern Iowa	Special Teams Coordinator / Outside LBs
2017	Northern Iowa	Run Game Coordinator / Defensive Line
2015-16	UC Davis	Defensive Line
2011-14	Winona State	Co-Defensive Coordinator / Linebackers
2010	Culver-Stockton	Defensive Coordinator / Linebackers
2008-09	Winona State	Graduate Assistant



FIRST-TIME HEAD COACHES IN FBS

Coach	School	Conference
Kenny Dillingham	Arizona State	Pac-12
Biff Poggi	Charlotte	AAC
Tim Beck	Coastal Carolina	Sun Belt
Kenni Burns	Kent State	MAC
Zach Arnett	Mississippi State	SEC
Brian Newberry	Navy	AAC
David Braun	Northwestern	Big Ten
Ryan Walters	Purdue	Big Ten
Trent Dilfer	UAB	AAC
Alex Golesh	USF	AAC
Lance Taylor	Western Michigan	MAC

+ Georgia Tech's Brent Key is not included in the list due to assuming the interim title for the final 8 games of 2022.

BIG TEN HEAD COACHES

Coach	School	Year at School
Bret Bielema	Illinois	3rd
Tom Allen	Indiana	7th
Kirk Ferentz	Iowa	25th
Mike Locksley	Maryland	5th
Jim Harbaugh	Michigan	9th
Mel Tucker	Michigan State	4th
P.J. Fleck	Minnesota	7th
Matt Rhule	Nebraska	1st
David Braun	Northwestern	1st
Ryan Day	Ohio State	5th
James Franklin	Penn State	10th
Ryan Walters	Purdue	1st
Greg Schiano	Rutgers	15th
Luke Fickell	Wisconsin	1st



2023-24 Northwestern Football  
Game Results  
All games

Team Results

	Date	Opponent		Score	Overall	Conf	Time	Attend
*	09/03/2023	at Rutgers	L	7-24	0-1	0-1	3:26	53026
	09/09/2023	UTEP	W	38-7	1-1	0-1	3:00	14851
	09/16/2023	at Duke	L	14-38	1-2	0-1	2:52	18141
*	09/23/2023	Minnesota	Wot1	37-34	2-2	1-1	3:40	20148



**2023-24 Northwestern Football  
Team Game-by-Game  
All games**

Date	Opponent	Rushing				Receiving				Passing				Kick Returns				Punt Returns				tot off		
		no.	yds	td	lg	no.	yds	td	lg	cmp	att	int	yds	td	lg	no.	yds	td	lg	no.	yds		td	lg
09/03/2023	at Rutgers	22	12	0	15	24	189	1	26	24	41	2	189	1	26	0	0	0	0	0	0	0	0	201
09/09/2023	UTEP	39	184	3	46	13	207	2	85	13	20	0	207	2	85	1	18	0	18	0	0	0	0	391
09/16/2023	at Duke	30	104	1	25	22	163	1	20	22	40	1	163	1	20	4	101	0	28	1	-3	0	0	267
09/23/2023	Minnesota	29	92	1	14	34	400	4	80	34	51	0	400	4	80	0	0	0	0	0	0	0	0	492
<b>Northwestern</b>		<b>120</b>	<b>392</b>	<b>5</b>	<b>46</b>	<b>93</b>	<b>959</b>	<b>8</b>	<b>85</b>	<b>93</b>	<b>152</b>	<b>3</b>	<b>959</b>	<b>8</b>	<b>85</b>	<b>5</b>	<b>119</b>	<b>0</b>	<b>28</b>	<b>1</b>	<b>-3</b>	<b>0</b>	<b>0</b>	<b>1351</b>
<b>Opponents</b>		<b>161</b>	<b>738</b>	<b>9</b>	<b>43</b>	<b>65</b>	<b>750</b>	<b>4</b>	<b>36</b>	<b>65</b>	<b>98</b>	<b>3</b>	<b>750</b>	<b>4</b>	<b>36</b>	<b>7</b>	<b>119</b>	<b>0</b>	<b>28</b>	<b>2</b>	<b>4</b>	<b>0</b>	<b>5</b>	<b>1488</b>

**Northwestern Averages**

Games	Avg/ rush	Avg/ catch	Pass effic	KR avg	PR avg	All purpose avg/game	Total offense avg/game
4	3.3	10.3	127.6	23.8	-3.0	373.8	337.8

Date	Opponent	Tackles			Sacks no-yds	Fumble ff fr-yds	Pass Defense			blkd kick	PAT attempts			off				
		ua	a	total			tfl-yds	int-yds	qbh		brup	kick	rush	rcv	saf	t/o	pts	
09/03/2023	at Rutgers	21	64	85	2.0-4	0-0	0	1-0	0-0	1	2	0	1-1	0	0	0	7	7
09/09/2023	UTEP	48	16	64	9.0-26	4-18	0	0-0	3-28	2	3	0	5-5	0	0	0	7	38
09/16/2023	at Duke	24	46	70	5.0-12	2-9	0	0-0	0-0	1	1	0	2-2	0	0	0	0	14
09/23/2023	Minnesota	34	28	62	4.0-8	0-0	0	0-0	0-0	2	3	0	4-4	0	0	0	0	37
<b>Northwestern</b>		<b>127</b>	<b>154</b>	<b>281</b>	<b>20.0-50</b>	<b>6-27</b>	<b>0</b>	<b>1-0</b>	<b>3-28</b>	<b>6</b>	<b>9</b>	<b>0</b>	<b>12-12</b>	<b>0</b>	<b>0</b>	<b>0</b>	<b>14</b>	<b>96</b>
<b>Opponents</b>		<b>139</b>	<b>114</b>	<b>253</b>	<b>24.0-108</b>	<b>11-74</b>	<b>4</b>	<b>1-6</b>	<b>3-5</b>	<b>12</b>	<b>19</b>	<b>0</b>	<b>13-13</b>	<b>0</b>	<b>0</b>	<b>0</b>	<b>14</b>	<b>103</b>

Date	Opponent	Punting										Field Goals			Kickoffs			
		no.	yds	avg	long	blkd	tb	fc	50+	i20	md-att	long	blkd	no.	yds	avg	tb	ob
09/03/2023	at Rutgers	6	239	39.8	49	0	1	2	0	0	0-0	0	0	2	129	64.5	1	0
09/09/2023	UTEP	4	165	41.3	54	0	0	1	1	2	1-1	40	0	7	426	60.9	1	0
09/16/2023	at Duke	5	172	34.4	46	0	0	1	0	2	0-0	0	0	3	160	53.3	0	0
09/23/2023	Minnesota	7	260	37.1	46	0	0	5	0	1	1-1	37	0	6	338	56.3	3	0
<b>Northwestern</b>		<b>22</b>	<b>836</b>	<b>38.0</b>	<b>54</b>	<b>0</b>	<b>1</b>	<b>9</b>	<b>1</b>	<b>5</b>	<b>2-2</b>	<b>40</b>	<b>0</b>	<b>18</b>	<b>1053</b>	<b>58.5</b>	<b>5</b>	<b>0</b>
<b>Opponents</b>		<b>17</b>	<b>702</b>	<b>41.3</b>	<b>56</b>	<b>0</b>	<b>2</b>	<b>7</b>	<b>2</b>	<b>10</b>	<b>4-6</b>	<b>50</b>	<b>0</b>	<b>20</b>	<b>1254</b>	<b>62.7</b>	<b>13</b>	<b>0</b>



**2023-24 Northwestern Football  
Opponents Game-by-Game  
All games**

Date	Opponent	Rushing				Receiving				Passing				Kick Returns				Punt Returns				tot off		
		no.	yds	td	lg	no.	yds	td	lg	cmp	att	int	yds	td	lg	no.	yds	td	lg	no.	yds		td	lg
09/03/2023	at Rutgers	44	122	2	15	17	163	1	20	17	29	0	163	1	20	0	0	0	0	1	-1	0	0	285
09/09/2023	UTEP	35	104	0	16	19	215	1	36	19	30	3	215	1	36	4	83	0	28	1	5	0	5	319
09/16/2023	at Duke	40	268	5	33	15	219	0	34	15	20	0	219	0	34	1	16	0	16	0	0	0	0	487
09/23/2023	Minnesota	42	244	2	43	14	153	2	27	14	19	0	153	2	27	2	20	0	14	0	0	0	0	397
<b>Opponents</b>		<b>161</b>	<b>738</b>	<b>9</b>	<b>43</b>	<b>65</b>	<b>750</b>	<b>4</b>	<b>36</b>	<b>65</b>	<b>98</b>	<b>3</b>	<b>750</b>	<b>4</b>	<b>36</b>	<b>7</b>	<b>119</b>	<b>0</b>	<b>28</b>	<b>2</b>	<b>4</b>	<b>0</b>	<b>5</b>	<b>1488</b>
<b>Northwestern</b>		<b>120</b>	<b>392</b>	<b>5</b>	<b>46</b>	<b>93</b>	<b>959</b>	<b>8</b>	<b>85</b>	<b>93</b>	<b>152</b>	<b>3</b>	<b>959</b>	<b>8</b>	<b>85</b>	<b>5</b>	<b>119</b>	<b>0</b>	<b>28</b>	<b>1</b>	<b>-3</b>	<b>0</b>	<b>0</b>	<b>1351</b>

**Opponents Averages**

Games	Avg/ rush	Avg/ catch	Pass effic	KR avg	PR avg	All purpose avg/game	Total offense avg/game
4	4.6	11.5	138.0	17.0	2.0	404.0	372.0

Date	Opponent	Tackles			Sacks	Fumble		Pass Defense			blkd kick	PAT attempts			off								
		ua	a	total		tfl-yds	no	yds	ff	fr-yds		int-yds	qbh	brup	kick	rush	rcv	saf	t/o	pts			
09/03/2023	at Rutgers	27	34	61	8.0-46	5	37	2	0	0	2	0	5	0	3	3	0	0	0	0	0	0	24
09/09/2023	UTEP	43	10	53	5.0-17	2	12	0	0	0	0	0	4	0	1	1	0	0	0	0	0	0	7
09/16/2023	at Duke	25	54	79	5.0-17	2	11	0	0	0	1	5	0	5	5	0	0	0	0	0	7	38	
09/23/2023	Minnesota	44	16	60	6.0-28	2	14	2	1	6	0	0	7	5	0	4	4	0	0	0	7	34	
<b>Opponents</b>		<b>139</b>	<b>114</b>	<b>253</b>	<b>24.0-108</b>	<b>11</b>	<b>74</b>	<b>4</b>	<b>1</b>	<b>6</b>	<b>3</b>	<b>5</b>	<b>12</b>	<b>19</b>	<b>0</b>	<b>13</b>	<b>13</b>	<b>0</b>	<b>0</b>	<b>0</b>	<b>14</b>	<b>103</b>	
<b>Northwestern</b>		<b>127</b>	<b>154</b>	<b>281</b>	<b>20.0-50</b>	<b>6</b>	<b>27</b>	<b>0</b>	<b>1</b>	<b>0</b>	<b>3</b>	<b>28</b>	<b>6</b>	<b>9</b>	<b>0</b>	<b>12</b>	<b>12</b>	<b>0</b>	<b>0</b>	<b>0</b>	<b>14</b>	<b>96</b>	

Date	Opponent	Punting										Field Goals			Kickoffs				
		no.	yds	avg	long	blkd	tb	fc	50+	i20	md-att	long	blkd	no.	yds	avg	tb	ob	
09/03/2023	at Rutgers	5	197	39.4	44	0	0	3	0	4	1	2	32	0	5	325	65.0	5	0
09/09/2023	UTEP	4	157	39.3	44	0	0	2	0	2	0	1	0	0	2	98	49.0	0	0
09/16/2023	at Duke	1	53	53.0	53	0	0	0	1	1	1	1	35	0	7	441	63.0	2	0
09/23/2023	Minnesota	7	295	42.1	56	0	2	2	1	3	2	2	50	0	6	390	65.0	6	0
<b>Opponents</b>		<b>17</b>	<b>702</b>	<b>41.3</b>	<b>56</b>	<b>0</b>	<b>2</b>	<b>7</b>	<b>2</b>	<b>10</b>	<b>4</b>	<b>6</b>	<b>50</b>	<b>0</b>	<b>20</b>	<b>1254</b>	<b>62.7</b>	<b>13</b>	<b>0</b>
<b>Northwestern</b>		<b>22</b>	<b>836</b>	<b>38.0</b>	<b>54</b>	<b>0</b>	<b>1</b>	<b>9</b>	<b>1</b>	<b>5</b>	<b>2</b>	<b>2</b>	<b>40</b>	<b>0</b>	<b>18</b>	<b>1053</b>	<b>58.5</b>	<b>5</b>	<b>0</b>





2023-24 Northwestern Football  
Overall Team Statistics  
All games

Team Statistics

	NU	OPP
<b>Scoring</b>	<b>96</b>	<b>103</b>
Points per game	24.0	25.8
Points Off Turnovers	14	14
<b>First Downs</b>	<b>75</b>	<b>78</b>
Rushing	29	39
Passing	40	36
Penalty	6	3
<b>Rushing Yardage</b>	<b>392</b>	<b>738</b>
Yards gained rushing	495	800
Yards lost rushing	103	62
Rushing attempts	120	161
Average per rush	3.3	4.6
Average per game	98.0	184.5
TDs Rushing	5	9
<b>Passing Yardage</b>	<b>959</b>	<b>750</b>
Comp-Att-Int	93-152-3	65-98-3
Average per pass	6.3	7.7
Average per catch	10.3	11.5
Average per game	239.8	187.5
TDs Passing	8	4
<b>Total offense</b>	<b>1351</b>	<b>1488</b>
Total plays	272	259
Average per play	5.0	5.7
Average per game	337.8	372.0
<b>Kick returns: #-Yards</b>	<b>5-119</b>	<b>7-119</b>
<b>Punt returns: #-Yards</b>	<b>1--3</b>	<b>2-4</b>
<b>Int returns: #-Yards</b>	<b>3-28</b>	<b>3-5</b>
<b>Kick return average</b>	<b>23.8</b>	<b>17.0</b>
<b>Punt return average</b>	<b>-3.0</b>	<b>2.0</b>
<b>Int return average</b>	<b>9.3</b>	<b>1.7</b>
<b>Fumbles-Lost</b>	<b>4-1</b>	<b>1-1</b>
<b>Penalties-Yards</b>	<b>16-158</b>	<b>14-135</b>
Average per game	39.5	33.8
<b>Punts-Yards</b>	<b>22-836</b>	<b>17-702</b>
Average per punt	38.0	41.3
Net punt average	36.9	39.1
<b>Kickoffs-Yards</b>	<b>18-1053</b>	<b>20-1254</b>
Average per kick	58.5	62.7
Net kick average	38.9	39.3
<b>Time of possession / game</b>	<b>25:45</b>	<b>32:38</b>
<b>3rd-down conversion</b>	<b>29/61</b>	<b>19/53</b>
3rd-down pct	48%	36%
<b>4rd-down conversion</b>	<b>2/6</b>	<b>6/9</b>



**2023-24 Northwestern Football  
Overall Team Statistics  
All games**

	<b>NU</b>	<b>OPP</b>
4rd-down pct	33%	67%
<b>Sacks by-Yards</b>	<b>6-27</b>	<b>11-74</b>
<b>Misc Yards</b>	<b>0</b>	<b>0</b>
<b>Touchdowns scored</b>	<b>13</b>	<b>13</b>
<b>Field goals - attempts</b>	<b>2-2</b>	<b>4-6</b>
<b>On-Side kicks</b>	<b>0-0</b>	<b>0-0</b>
<b>Red-zone scores</b>	<b>(11-12) 92%</b>	<b>(13-15) 87%</b>
<b>Red-zone touchdowns</b>	<b>(10-12) 83%</b>	<b>(11-15) 73%</b>
<b>PAT-attempts</b>	<b>(12-12) 100%</b>	<b>(13-13) 100%</b>
<b>2-point conversion-attempts</b>	<b>(0-0) 0%</b>	<b>(0-0) 0%</b>
<b>Attendance</b>	<b>34999</b>	<b>71167</b>
Games / Avg per game	2/17500	2/35584
Neutral site games	-	0/0

**Score by Periods**

<b>Team</b>	<b>1st</b>	<b>2nd</b>	<b>3rd</b>	<b>4th</b>	<b>OT</b>	<b>TOT</b>
Northwestern	7	14	24	45	6	96
Opponents	28	37	28	7	3	103



**2023-24 Northwestern Football  
Overall Defense Statistics  
All games**

**Team Defense**

##	Player	gp	Tackles				Sacks	Pass defense			Fumbles		blkd	
			ua	a	tot	tfl/yds		no-yds	int-yds	brup	qbh	fr-yds	ff	kick
32	Bryce Gallagher	4	14	30	44	1.5-1	.	1-0	.	.	.	.	.	.
34	Xander Mueller	4	11	18	29	4-10	1.5-7	1-28	.	.	.	.	.	.
9	Devin Turner	4	12	11	23	.	.	.	3	.	.	.	.	.
0	Coco Azema	4	9	12	21	.	.	.	.	.	.	.	.	.
24	Rod Heard II	4	11	10	21	1-2	1-2	.	1	.	.	.	.	.
2	Garnett Hollis Jr.	4	9	6	15	1-2	.	.	2	.	.	.	.	.
10	Theran Johnson	4	10	4	14	.	.	.	.	.	.	.	.	.
52	Richie Hagarty	4	4	9	13	2-5	0.5-3	.	.	1	.	.	.	.
35	Kenny Soares Jr.	4	5	6	11	.	.	.	.	1	1-0	.	.	.
41	Jaylen Pate	4	4	7	11	.	.	.	.	1	.	.	.	.
90	Carmine Bastone	4	2	7	9	0.5-0	.	.	.	.	.	.	.	.
7	Ore Adeyi	4	2	4	6	.	.	.	.	.	.	.	.	.
3	Jaheem Joseph	4	2	4	6	.	.	.	.	.	.	.	.	.
50	PJ Spencer	4	.	6	6	0.5-1	.	.	.	.	.	.	.	.
95	Najee Story	4	3	3	6	.	.	.	1	1	.	.	.	.
6	Robert Fitzgerald	4	4	2	6	.	.	.	.	.	.	.	.	.
42	Anto Saka	4	3	3	6	2-11	2-11	.	.	.	.	.	.	.
93	Brendan Flakes	4	2	3	5	1-3	.	.	.	.	.	.	.	.
37	Mac Uihlein	2	3	2	5	0.5-2	.	.	.	.	.	.	.	.
91	Aidan Hubbard	4	3	1	4	1.5-5	1-4	.	.	.	.	.	.	.
57	Greyson Metz	3	1	3	4	.	.	.	.	.	.	.	.	.
97	Sean McLaughlin	4	3	.	3	1-2	.	.	1	2	.	.	.	.
33	Braydon Brus	3	1	1	2	0.5-0	.	.	.	.	.	.	.	.
38	Joe DeHaan	2	2	.	2	.	.	1-0	.	.	.	.	.	.
94	Reginald Pearson	3	.	1	1	0.5-2	.	.	.	.	.	.	.	.
92	Matt Lawson	1	1	.	1	1-2	.	.	.	.	.	.	.	.
25	Caleb Komolafe	3	1	.	1	.	.	.	.	.	.	.	.	.
31	Jake Arthurs	1	1	.	1	.	.	.	.	.	.	.	.	.
72	Caleb Tiernan	4	1	.	1	.	.	.	.	.	.	.	.	.
28	Braden Turner	2	1	.	1	1-1	.	.	.	.	.	.	.	.
14	Cam Johnson	4	1	.	1	.	.	.	.	.	.	.	.	.
53	Jaiden Cameron	1	1	.	1	.	.	.	.	.	.	.	.	.
22	Evan Smith	4	.	1	1	0.5-1	.	.	.	.	.	.	.	.
45	Cullen Coleman	1	.	.	.	.	.	.	1	.	.	.	.	.
	<b>Totals</b>	<b>4</b>	<b>127</b>	<b>154</b>	<b>281</b>	<b>20-50</b>	<b>6-27</b>	<b>3-28</b>	<b>9</b>	<b>6</b>	<b>1-0</b>	<b>0</b>	<b>0</b>	<b>0</b>
	Opponents	4	139	114	253	24-108	11-74	3-5	19	12	1-6	4	0	0



2023-24 Northwestern Football  
Team Game Highs  
All games

Northwestern - Game Highs

<b>RUSHES</b>	39	UTEP (09/09/2023)
<b>YARDS RUSHING</b>	184	UTEP (09/09/2023)
<b>YARDS PER RUSH</b>	4.7	UTEP (09/09/2023)
<b>TD RUSHES</b>	3	UTEP (09/09/2023)
<b>PASS ATTEMPTS</b>	51	Minnesota (09/23/2023)
<b>PASS COMPLETIONS</b>	34	Minnesota (09/23/2023)
<b>YARDS PASSING</b>	400	Minnesota (09/23/2023)
<b>YARDS PER PASS</b>	10.4	UTEP (09/09/2023)
<b>TD PASSES</b>	4	Minnesota (09/23/2023)
<b>TOTAL PLAYS</b>	80	Minnesota (09/23/2023)
<b>TOTAL OFFENSE</b>	492	Minnesota (09/23/2023)
<b>YARDS PER PLAY</b>	6.6	UTEP (09/09/2023)
<b>POINTS</b>	38	UTEP (09/09/2023)
<b>SACKS BY</b>	4	UTEP (09/09/2023)
<b>FIRST DOWNS</b>	25	Minnesota (09/23/2023)
<b>PENALTIES</b>	8	Minnesota (09/23/2023)
<b>PENALTY YARDS</b>	87	Minnesota (09/23/2023)
<b>TURNOVERS</b>	2	at Rutgers (09/03/2023)
<b>PUNTS</b>	7	Minnesota (09/23/2023)
<b>PUNTING AVG</b>	41.3	UTEP (09/09/2023)
<b>LONG PUNT</b>	54	UTEP (09/09/2023)
<b>PUNTS INSIDE 20</b>	2	at Duke (09/16/2023)
	2	UTEP (09/09/2023)
<b>LONG PUNT RETURN</b>	0	Minnesota (09/23/2023)
	0	at Duke (09/16/2023)
	0	UTEP (09/09/2023)
	0	at Rutgers (09/03/2023)



2023-24 Northwestern Football  
Opponent Match Highs  
All games

**Opponent - Game Highs**

<b>RUSHES</b>	44	at Rutgers (09/03/2023)
<b>YARDS RUSHING</b>	268	at Duke (09/16/2023)
<b>YARDS PER RUSH</b>	6.7	at Duke (09/16/2023)
<b>TD RUSHES</b>	5	at Duke (09/16/2023)
<b>PASS ATTEMPTS</b>	30	UTEP (09/09/2023)
<b>PASS COMPLETIONS</b>	19	UTEP (09/09/2023)
<b>YARDS PASSING</b>	219	at Duke (09/16/2023)
<b>YARDS PER PASS</b>	11.0	at Duke (09/16/2023)
<b>TD PASSES</b>	2	Minnesota (09/23/2023)
<b>TOTAL PLAYS</b>	73	at Rutgers (09/03/2023)
<b>TOTAL OFFENSE</b>	487	at Duke (09/16/2023)
<b>YARDS PER PLAY</b>	8.1	at Duke (09/16/2023)
<b>POINTS</b>	38	at Duke (09/16/2023)
<b>SACKS BY</b>	5	at Rutgers (09/03/2023)
<b>FIRST DOWNS</b>	25	at Duke (09/16/2023)
<b>PENALTIES</b>	6	UTEP (09/09/2023)
<b>PENALTY YARDS</b>	59	Minnesota (09/23/2023)
<b>TURNOVERS</b>	3	UTEP (09/09/2023)
<b>PUNTS</b>	7	Minnesota (09/23/2023)
<b>PUNTING AVG</b>	53.0	at Duke (09/16/2023)
<b>LONG PUNT</b>	56	Minnesota (09/23/2023)
<b>PUNTS INSIDE 20</b>	4	at Rutgers (09/03/2023)
<b>LONG PUNT RETURN</b>	5	UTEP (09/09/2023)



2023-24 Northwestern Football  
Team Match Lows  
All games

Northwestern - Game Lows

<b>RUSHES</b>	22	at Rutgers (09/03/2023)
<b>YARDS RUSHING</b>	12	at Rutgers (09/03/2023)
<b>YARDS PER RUSH</b>	0.5	at Rutgers (09/03/2023)
<b>TD RUSHES</b>	0	at Rutgers (09/03/2023)
<b>PASS ATTEMPTS</b>	20	UTEP (09/09/2023)
<b>PASS COMPLETIONS</b>	13	UTEP (09/09/2023)
<b>YARDS PASSING</b>	163	at Duke (09/16/2023)
<b>YARDS PER PASS</b>	4.1	at Duke (09/16/2023)
<b>TD PASSES</b>	1	at Duke (09/16/2023)
	1	at Rutgers (09/03/2023)
<b>TOTAL PLAYS</b>	59	UTEP (09/09/2023)
<b>TOTAL OFFENSE</b>	201	at Rutgers (09/03/2023)
<b>YARDS PER PLAY</b>	3.2	at Rutgers (09/03/2023)
<b>POINTS</b>	7	at Rutgers (09/03/2023)
<b>SACKS BY</b>	0	Minnesota (09/23/2023)
	0	at Rutgers (09/03/2023)
<b>FIRST DOWNS</b>	13	at Rutgers (09/03/2023)
<b>PENALTIES</b>	1	at Duke (09/16/2023)
<b>PENALTY YARDS</b>	8	at Duke (09/16/2023)
<b>INTERCEPTIONS BY</b>	0	Minnesota (09/23/2023)
	0	at Duke (09/16/2023)
	0	at Rutgers (09/03/2023)
<b>PUNTS</b>	4	UTEP (09/09/2023)
<b>PUNTING AVG</b>	34.4	at Duke (09/16/2023)
<b>LONG PUNT</b>	46	Minnesota (09/23/2023)
	46	at Duke (09/16/2023)
<b>PUNTS INSIDE 20</b>	0	at Rutgers (09/03/2023)
<b>LONG PUNT RETURN</b>	0	Minnesota (09/23/2023)
	0	at Duke (09/16/2023)
	0	UTEP (09/09/2023)
	0	at Rutgers (09/03/2023)



2023-24 Northwestern Football  
Opponent Match Lows  
All games

Opponent - Game Lows

<b>RUSHES</b>	35	UTEP (09/09/2023)
<b>YARDS RUSHING</b>	104	UTEP (09/09/2023)
<b>YARDS PER RUSH</b>	2.8	at Rutgers (09/03/2023)
<b>TD RUSHES</b>	0	UTEP (09/09/2023)
<b>PASS ATTEMPTS</b>	19	Minnesota (09/23/2023)
<b>PASS COMPLETIONS</b>	14	Minnesota (09/23/2023)
<b>YARDS PASSING</b>	153	Minnesota (09/23/2023)
<b>YARDS PER PASS</b>	5.6	at Rutgers (09/03/2023)
<b>TD PASSES</b>	0	at Duke (09/16/2023)
<b>TOTAL PLAYS</b>	60	at Duke (09/16/2023)
<b>TOTAL OFFENSE</b>	285	at Rutgers (09/03/2023)
<b>YARDS PER PLAY</b>	3.9	at Rutgers (09/03/2023)
<b>POINTS</b>	7	UTEP (09/09/2023)
<b>SACKS BY</b>	2	Minnesota (09/23/2023)
	2	at Duke (09/16/2023)
	2	UTEP (09/09/2023)
<b>FIRST DOWNS</b>	15	Minnesota (09/23/2023)
<b>PENALTIES</b>	1	at Duke (09/16/2023)
<b>PENALTY YARDS</b>	15	at Duke (09/16/2023)
<b>INTERCEPTIONS BY</b>	0	Minnesota (09/23/2023)
	0	UTEP (09/09/2023)
<b>PUNTS</b>	1	at Duke (09/16/2023)
<b>PUNTING AVG</b>	39.3	UTEP (09/09/2023)
<b>LONG PUNT</b>	44	UTEP (09/09/2023)
	44	at Rutgers (09/03/2023)
<b>PUNTS INSIDE 20</b>	1	at Duke (09/16/2023)
<b>LONG PUNT RETURN</b>	0	Minnesota (09/23/2023)
	0	at Duke (09/16/2023)
	0	at Rutgers (09/03/2023)



**2023-24 Northwestern Football  
Individual Game Highs  
All games**

**Northwestern - Individual Game Highs**

<b>RUSHES</b>	17	Cam Porter vs UTEP (09/09/2023)
<b>YARDS RUSHING</b>	90	Cam Porter vs UTEP (09/09/2023)
<b>TD RUSHES</b>	1 1 1 1 1	Cam Porter vs Minnesota (09/23/2023) Brendan Sullivan at Duke (09/16/2023) Ben Bryant vs UTEP (09/09/2023) A.J. Henning vs UTEP (09/09/2023) Jack Lausch vs UTEP (09/09/2023)
<b>LONG RUSH</b>	46	Jack Lausch vs UTEP (09/09/2023)
<b>PASS ATTEMPTS</b>	49	Ben Bryant vs Minnesota (09/23/2023)
<b>PASS COMPLETIONS</b>	33	Ben Bryant vs Minnesota (09/23/2023)
<b>YARDS PASSING</b>	396	Ben Bryant vs Minnesota (09/23/2023)
<b>TD PASSES</b>	4	Ben Bryant vs Minnesota (09/23/2023)
<b>LONG PASS</b>	85	Ryan Hilinski vs UTEP (09/09/2023)
<b>RECEPTIONS</b>	10	Bryce Kirtz vs Minnesota (09/23/2023)
<b>YARDS RECEIVING</b>	215	Bryce Kirtz vs Minnesota (09/23/2023)
<b>TD RECEPTIONS</b>	2	Bryce Kirtz vs Minnesota (09/23/2023)
<b>LONG RECEPTION</b>	85	Joseph Himon II vs UTEP (09/09/2023)
<b>PUNTS</b>	7	Hunter Renner vs Minnesota (09/23/2023)
<b>PUNTING AVG</b>	41.3	Hunter Renner vs UTEP (09/09/2023)
<b>LONG PUNT</b>	54	Hunter Renner vs UTEP (09/09/2023)
<b>PUNTS INSIDE 20</b>	2 2	Hunter Renner at Duke (09/16/2023) Hunter Renner vs UTEP (09/09/2023)
<b>LONG PUNT RETURN</b>	none	
<b>LONG KICKOFF RETURN</b>	28	A.J. Henning at Duke (09/16/2023)
<b>TACKLES</b>	19	Bryce Gallagher at Rutgers (09/03/2023)
<b>SACKS</b>	1 1 1 1 1	Anto Saka at Duke (09/16/2023) Anto Saka vs UTEP (09/09/2023) Aidan Hubbard vs UTEP (09/09/2023) Xander Mueller vs UTEP (09/09/2023) Rod Heard II vs UTEP (09/09/2023)
<b>TACKLES FOR LOSS</b>	1.5 1.5 1.5	Bryce Gallagher at Duke (09/16/2023) Xander Mueller at Duke (09/16/2023) Xander Mueller vs UTEP (09/09/2023)





**2023-24 Northwestern Football  
Opponent Individual Match Highs  
All games**

**Opponent - Individual Game Highs**

<b>RUSHES</b>	31	Darius Taylor vs Minnesota (09/23/2023)
<b>YARDS RUSHING</b>	198	Darius Taylor vs Minnesota (09/23/2023)
<b>TD RUSHES</b>	2	Darius Taylor vs Minnesota (09/23/2023)
	2	Riley Leonard at Duke (09/16/2023)
	2	Jordan Waters at Duke (09/16/2023)
<b>LONG RUSH</b>	43	Darius Taylor vs Minnesota (09/23/2023)
<b>PASS ATTEMPTS</b>	29	Gavin Wimsatt at Rutgers (09/03/2023)
<b>PASS COMPLETIONS</b>	17	Gavin Hardison vs UTEP (09/09/2023)
	17	Gavin Wimsatt at Rutgers (09/03/2023)
<b>YARDS PASSING</b>	219	Riley Leonard at Duke (09/16/2023)
<b>TD PASSES</b>	2	Athan Kaliakmanis vs Minnesota (09/23/2023)
<b>LONG PASS</b>	36	Gavin Hardison vs UTEP (09/09/2023)
<b>RECEPTIONS</b>	5	Jalon Calhoun at Duke (09/16/2023)
	5	Jordan Moore at Duke (09/16/2023)
	5	Tyrin Smith vs UTEP (09/09/2023)
	5	Kelly Akharaiyi vs UTEP (09/09/2023)
<b>YARDS RECEIVING</b>	112	Jalon Calhoun at Duke (09/16/2023)
<b>TD RECEPTIONS</b>	1	Daniel Jackson vs Minnesota (09/23/2023)
	1	Lemeke Brockington vs Minnesota (09/23/2023)
	1	Zach Fryar vs UTEP (09/09/2023)
	1	Ian Strong at Rutgers (09/03/2023)
<b>LONG RECEPTION</b>	36	Jeremiah Ballard vs UTEP (09/09/2023)
<b>FIELD GOALS</b>	2	Dragan Kesich vs Minnesota (09/23/2023)
<b>LONG FIELD GOALS</b>	50	Dragan Kesich vs Minnesota (09/23/2023)
<b>PUNTS</b>	7	Mark Crawford vs Minnesota (09/23/2023)
<b>PUNTING AVG</b>	53.0	Porter Wilson at Duke (09/16/2023)
<b>LONG PUNT</b>	56	Mark Crawford vs Minnesota (09/23/2023)
<b>PUNTS INSIDE 20</b>	4	Flynn Appleby at Rutgers (09/03/2023)
<b>LONG PUNT RETURN</b>	5	Tyrin Smith vs UTEP (09/09/2023)
<b>LONG KICKOFF RETURN</b>	28	Caden Harris vs UTEP (09/09/2023)
<b>TACKLES</b>	14	Tyrice Knight vs UTEP (09/09/2023)
<b>SACKS</b>	1	Danny Striggow vs Minnesota (09/23/2023)
	1	Jack Henderson vs Minnesota (09/23/2023)
	1	Kendall Johnson at Duke (09/16/2023)
	1	Maurice Westmoreland vs UTEP (09/09/2023)
	1	Shaquan Loyal at Rutgers (09/03/2023)
	1	Kenny Fletcher at Rutgers (09/03/2023)
	1	Mohamed Toure at Rutgers (09/03/2023)
	1	Rene Konga at Rutgers (09/03/2023)
	1	Tyreem Powell at Rutgers (09/03/2023)
<b>TACKLES FOR LOSS</b>	2	Danny Striggow vs Minnesota (09/23/2023)
	2	Rene Konga at Rutgers (09/03/2023)
<b>INTERCEPTIONS</b>	1	Myles Jones at Duke (09/16/2023)
	1	Robert Longerbeam at Rutgers (09/03/2023)
	1	Max Melton at Rutgers (09/03/2023)



2023-24 Northwestern Football  
Individual Statistics  
All games

### Rushing

Player	gp	att	gain	loss	net	avg	td	lg	avg/g
Cam Porter	4	49	216	13	203	4.1	1	25	50.8
A.J. Henning	4	12	82	6	76	6.3	1	17	19.0
Jack Lausch	3	9	66	2	64	7.1	1	46	21.3
Brendan Sullivan	3	9	36	3	33	3.7	1	10	11.0
Joseph Himon II	4	11	28	1	27	2.5	0	6	6.8
Caleb Komolafe	3	2	7	0	7	3.5	0	5	2.3
Ryan Hilinski	2	1	2	0	2	2.0	0	2	1.0
Jake Arthurs	1	2	4	2	2	1.0	0	4	2.0
Ben Bryant	4	24	54	73	-19	-0.8	1	15	-4.8
Team	4	1	0	3	-3	-3.0	0	0	-0.8
<b>Total</b>	<b>4</b>	<b>120</b>	<b>495</b>	<b>103</b>	<b>392</b>	<b>3.3</b>	<b>5</b>	<b>46</b>	<b>98.0</b>
<b>Opponents</b>	<b>4</b>	<b>161</b>	<b>800</b>	<b>62</b>	<b>738</b>	<b>4.6</b>	<b>9</b>	<b>43</b>	<b>184.5</b>

### Passing

Player	gp	effic	comp-att-int	pct	yds	td	lg	avg/g
Ben Bryant	4	119.4	81-136-3	59.6	804	6	80	201.0
Brendan Sullivan	3	157.5	8-10-0	80.0	53	1	14	17.7
Jack Lausch	3	94.7	2-3-0	66.7	10	0	6	3.3
Ryan Hilinski	2	114.4	1-1-0	100.0	85	1	85	42.5
Hunter Renner	4	158.8	1-1-0	100.0	7	0	7	1.8
Team	4	0.0	0-1-0	0.0	0	0	0	0.0
<b>Total</b>	<b>4</b>	<b>127.6</b>	<b>93-152-3</b>	<b>61.2</b>	<b>959</b>	<b>8</b>	<b>85</b>	<b>239.8</b>
<b>Opponents</b>	<b>4</b>	<b>138.0</b>	<b>65-98-3</b>	<b>66.3</b>	<b>750</b>	<b>4</b>	<b>36</b>	<b>187.5</b>

### Receiving

Player	gp	no.	yds	avg	td	lg	avg/g
Bryce Kirtz	3	17	274	16.1	2	80	91.3
Cam Johnson	4	16	176	11.0	0	43	44.0
A.J. Henning	4	16	111	6.9	2	26	27.8
Cam Porter	4	10	49	4.9	0	10	12.3
Thomas Gordon	4	6	61	10.2	1	18	15.3
Joseph Himon II	4	6	122	20.3	1	85	30.5
Charlie Mangieri	4	4	35	8.8	1	25	8.8
Caleb Komolafe	3	4	27	6.8	1	14	9.0
Marshall Lang	4	3	32	10.7	0	15	8.0
Anthony Tyus III	3	2	16	8.0	0	9	5.3
Lawson Albright	4	2	12	6.0	0	6	3.0
Jack Lausch	3	2	9	4.5	0	7	3.0
Rod Heard II	4	1	7	7.0	0	7	1.8
Jack Kennedy	3	1	5	5.0	0	5	1.7
Donnie Gray	2	1	4	4.0	0	4	2.0
Jacob Gill	4	1	11	11.0	0	11	2.8
Calvin Johnson II	4	1	8	8.0	0	8	2.0
<b>Total</b>	<b>4</b>	<b>93</b>	<b>959</b>	<b>10.3</b>	<b>8</b>	<b>85</b>	<b>239.8</b>
<b>Opponents</b>	<b>4</b>	<b>65</b>	<b>750</b>	<b>11.5</b>	<b>4</b>	<b>36</b>	<b>187.5</b>

### Punt Returns

Player	no.	yds	avg	td	lg
A.J. Henning	1	-3	-3.0	0	0
<b>Total</b>	<b>1</b>	<b>-3</b>	<b>-3.0</b>	<b>0</b>	<b>0</b>
<b>Opponents</b>	<b>2</b>	<b>4</b>	<b>2.0</b>	<b>0</b>	<b>5</b>

### Interceptions

Player	no.	yds	avg	td	lg
Bryce Gallagher	1	0	0.0	0	0
Xander Mueller	1	28	28.0	0	28
Joe DeHaan	1	0	0.0	0	0
<b>Total</b>	<b>3</b>	<b>28</b>	<b>9.3</b>	<b>0</b>	<b>28</b>
<b>Opponents</b>	<b>3</b>	<b>5</b>	<b>1.7</b>	<b>0</b>	<b>5</b>

### Kick Returns

Player	no.	yds	avg	td	lg
Coco Azema	3	66	22.0	0	27
A.J. Henning	2	53	26.5	0	28
<b>Total</b>	<b>5</b>	<b>119</b>	<b>23.8</b>	<b>0</b>	<b>28</b>
<b>Opponents</b>	<b>7</b>	<b>119</b>	<b>17.0</b>	<b>0</b>	<b>28</b>

### Fumble Returns

Player	no.	yds	avg	td	lg
Kenny Soares Jr.	1	0	0.0	0	0
<b>Total</b>	<b>1</b>	<b>0</b>	<b>0.0</b>	<b>0</b>	<b>0</b>
<b>Opponents</b>	<b>1</b>	<b>6</b>	<b>6.0</b>	<b>0</b>	<b>6</b>



**2023-24 Northwestern Football  
Individual Statistics  
All games**

**Scoring**

Player	td	fg	PAT						pts
			kick	rush	rcv	pass	dxp	saf	
A.J. Henning	3	-	-	-	-	-	-	-	18
Jack Olsen	-	2-2	12-12	-	-	-	-	-	18
Bryce Kirtz	2	-	-	-	-	-	-	-	12
Ben Bryant	1	-	-	-	-	-	-	-	6
Thomas Gordon	1	-	-	-	-	-	-	-	6
Charlie Mangieri	1	-	-	-	-	-	-	-	6
Cam Porter	1	-	-	-	-	-	-	-	6
Brendan Sullivan	1	-	-	-	-	-	-	-	6
Jack Lausch	1	-	-	-	-	-	-	-	6
Joseph Himon II	1	-	-	-	-	-	-	-	6
Caleb Komolafe	1	-	-	-	-	-	-	-	6
<b>Total</b>	<b>13</b>	<b>2-2</b>	<b>12-12</b>	<b>0</b>	<b>0</b>	<b>0</b>	<b>0</b>	<b>0</b>	<b>96</b>
<b>Opponents</b>	<b>13</b>	<b>4-6</b>	<b>13-13</b>	<b>0</b>	<b>0</b>	<b>0</b>	<b>0</b>	<b>0</b>	<b>103</b>

**Total Offense**

Player	g	plays	rush	pass	total	avg/g
Ben Bryant	4	160	-19	804	785	196.3
Cam Porter	4	49	203	0	203	50.8
Ryan Hilinski	2	2	2	85	87	43.5
Brendan Sullivan	3	19	33	53	86	28.7
A.J. Henning	4	12	76	0	76	19.0
Jack Lausch	3	12	64	10	74	24.7
Joseph Himon II	4	11	27	0	27	6.8
Hunter Renner	4	1	0	7	7	1.8
Caleb Komolafe	3	2	7	0	7	2.3
Jake Arthurs	1	2	2	0	2	2.0
Team	4	0	-3	0	-3	-0.8
<b>Total</b>	<b>4</b>	<b>272</b>	<b>392</b>	<b>959</b>	<b>1351</b>	<b>337.8</b>
<b>Opponents</b>	<b>4</b>	<b>259</b>	<b>738</b>	<b>750</b>	<b>1488</b>	<b>372.0</b>

**Field Goals**

Player	fg	pct.	01-19	20-29	30-39	40-49	50-99	lg	blk
Jack Olsen	2-2	100.0	0-0	0-0	1-1	1-1	0-0	40	0
<b>Opponents</b>	<b>4-6</b>	<b>66.7</b>	<b>0-0</b>	<b>1-1</b>	<b>2-3</b>	<b>0-1</b>	<b>1-1</b>	<b>50</b>	<b>0</b>

**Punting**

Player	no.	yds	avg	lg	tb	fc	i20	50+	blk
Hunter Renner	22	836	38.0	54	1	9	5	1	0
<b>Total</b>	<b>22</b>	<b>836</b>	<b>38.0</b>	<b>54</b>	<b>1</b>	<b>9</b>	<b>5</b>	<b>1</b>	<b>0</b>
<b>Opponents</b>	<b>17</b>	<b>702</b>	<b>41.3</b>	<b>56</b>	<b>2</b>	<b>7</b>	<b>10</b>	<b>2</b>	<b>0</b>

**FG Sequence**

Team Name	Northwestern	Opponents
Minnesota	(37)	(50),(20)
UTEP	(40)	44
Rutgers		38,(32)
Duke		(35)

**Kickoffs**

Player	no.	yds	avg	tb	ob	retn	net	ydln
Henry Helms	12	697	58.1	1	0			
Jack Olsen	4	227	56.8	3	0			
Luke Akers	2	129	64.5	1	0			
<b>Total</b>	<b>18</b>	<b>1053</b>	<b>58.5</b>	<b>5</b>	<b>0</b>	<b>7</b>	<b>38.9</b>	<b>26</b>
<b>Opponents</b>	<b>20</b>	<b>1254</b>	<b>62.7</b>	<b>13</b>	<b>0</b>	<b>5</b>	<b>39.3</b>	<b>25</b>

Numbers in (parentheses) indicate field goal was made



2023-24 Northwestern Football  
Individual Statistics  
All games

All Purpose

Player	g	rush	rcv	pr	kr	ir	total	avg/g
Bryce Kirtz	3	0	274	0	0	0	274	91.3
Cam Porter	4	203	49	0	0	0	252	63.0
A.J. Henning	4	76	111	-3	53	0	237	59.3
Cam Johnson	4	0	176	0	0	0	176	44.0
Joseph Himon II	4	27	122	0	0	0	149	37.3
Jack Lausch	3	64	9	0	0	0	73	24.3
Coco Azema	4	0	0	0	66	0	66	16.5
Thomas Gordon	4	0	61	0	0	0	61	15.3
Charlie Mangieri	4	0	35	0	0	0	35	8.8
Caleb Komolafe	3	7	27	0	0	0	34	11.3
Brendan Sullivan	3	33	0	0	0	0	33	11.0
Marshall Lang	4	0	32	0	0	0	32	8.0
Xander Mueller	4	0	0	0	0	28	28	7.0
Anthony Tyus III	3	0	16	0	0	0	16	5.3
Lawson Albright	4	0	12	0	0	0	12	3.0
Jacob Gill	4	0	11	0	0	0	11	2.8
Calvin Johnson II	4	0	8	0	0	0	8	2.0
Rod Heard II	4	0	7	0	0	0	7	1.8
Jack Kennedy	3	0	5	0	0	0	5	1.7
Donnie Gray	2	0	4	0	0	0	4	2.0
Ryan Hilinski	2	2	0	0	0	0	2	1.0
Jake Arthurs	1	2	0	0	0	0	2	2.0
Ben Bryant	4	-19	0	0	0	0	-19	-4.8
Team	4	-3	0	0	0	0	-3	-0.8
<b>Total</b>	<b>4</b>	<b>392</b>	<b>959</b>	<b>-3</b>	<b>119</b>	<b>28</b>	<b>1495</b>	<b>373.8</b>
<b>Opponents</b>	<b>4</b>	<b>738</b>	<b>750</b>	<b>4</b>	<b>119</b>	<b>5</b>	<b>1616</b>	<b>404.0</b>



**2023-24 Northwestern Football  
Combined Team Statistics  
All games**

**Team Results**

	Date	Opponent		Score	Att.
*	09/03/2023	at Rutgers	L	7-24	53026
	09/09/2023	UTEP	W	38-7	14851
	09/16/2023	at Duke	L	14-38	18141
*	09/23/2023	Minnesota	Wot1	37-34	20148

**Game Records**

Record	Overall	Home	Away	Neutral
ALL GAMES	2-2	2-0	0-2	0-0
CONFERENCE	1-1	1-0	0-1	0-0
NON-CONFERENCE	1-1	1-0	0-1	0-0

**Rushing**

Player	gp	att	gain	loss	net	avg	td	lg	avg/g
Cam Porter	4	49	216	13	203	4.1	1	25	50.8
A.J. Henning	4	12	82	6	76	6.3	1	17	19.0
Jack Lausch	3	9	66	2	64	7.1	1	46	21.3
Brendan Sullivan	3	9	36	3	33	3.7	1	10	11.0
Joseph Himon II	4	11	28	1	27	2.5	0	6	6.8
Caleb Komolafe	3	2	7	0	7	3.5	0	5	2.3
Ryan Hilinski	2	1	2	0	2	2.0	0	2	1.0
Jake Arthurs	1	2	4	2	2	1.0	0	4	2.0
Ben Bryant	4	24	54	73	-19	-0.8	1	15	-4.8
Team	4	1	0	3	-3	-3.0	0	0	-0.8
<b>Total</b>	<b>4</b>	<b>120</b>	<b>495</b>	<b>103</b>	<b>392</b>	<b>3.3</b>	<b>5</b>	<b>46</b>	<b>98.0</b>
<b>Opponents</b>	<b>4</b>	<b>161</b>	<b>800</b>	<b>62</b>	<b>738</b>	<b>4.6</b>	<b>9</b>	<b>43</b>	<b>184.5</b>

**Passing**

Player	gp	effc	comp-att-int	pct	yds	td	lg	avg/g
Ben Bryant	4	119.4	81-136-3	59.6	804	6	80	201.0
Brendan Sullivan	3	157.5	8-10-0	80.0	53	1	14	17.7
Jack Lausch	3	94.7	2-3-0	66.7	10	0	6	3.3
Ryan Hilinski	2	114.4	1-1-0	100.0	85	1	85	42.5
Hunter Renner	4	158.8	1-1-0	100.0	7	0	7	1.8
Team	4	0.0	0-1-0	0.0	0	0	0	0.0
<b>Total</b>	<b>4</b>	<b>127.6</b>	<b>93-152-3</b>	<b>61.2</b>	<b>959</b>	<b>8</b>	<b>85</b>	<b>239.8</b>
<b>Opponents</b>	<b>4</b>	<b>138.0</b>	<b>65-98-3</b>	<b>66.3</b>	<b>750</b>	<b>4</b>	<b>36</b>	<b>187.5</b>

**Receiving**

Player	gp	no.	yds	avg	td	lg	avg/g
Bryce Kirtz	3	17	274	16.1	2	80	91.3
Cam Johnson	4	16	176	11.0	0	43	44.0
A.J. Henning	4	16	111	6.9	2	26	27.8
Cam Porter	4	10	49	4.9	0	10	12.3
Thomas Gordon	4	6	61	10.2	1	18	15.3
Joseph Himon II	4	6	122	20.3	1	85	30.5
Charlie Mangieri	4	4	35	8.8	1	25	8.8
Caleb Komolafe	3	4	27	6.8	1	14	9.0
Marshall Lang	4	3	32	10.7	0	15	8.0
Anthony Tyus III	3	2	16	8.0	0	9	5.3
Lawson Albright	4	2	12	6.0	0	6	3.0
Jack Lausch	3	2	9	4.5	0	7	3.0
Rod Heard II	4	1	7	7.0	0	7	1.8
Jack Kennedy	3	1	5	5.0	0	5	1.7
Donnie Gray	2	1	4	4.0	0	4	2.0
Jacob Gill	4	1	11	11.0	0	11	2.8
Calvin Johnson II	4	1	8	8.0	0	8	2.0
<b>Total</b>	<b>4</b>	<b>93</b>	<b>959</b>	<b>10.3</b>	<b>8</b>	<b>85</b>	<b>239.8</b>
<b>Opponents</b>	<b>4</b>	<b>65</b>	<b>750</b>	<b>11.5</b>	<b>4</b>	<b>36</b>	<b>187.5</b>

**Team Statistics**

	NU	OPP
<b>First Downs</b>	<b>75</b>	<b>78</b>
Rushing	29	39
Passing	40	36
Penalty	6	3
<b>Rushing Yardage</b>	<b>392</b>	<b>738</b>
Rushing attempts	120	161
Average per rush	3.3	4.6
Average per game	98.0	184.5
TDs Rushing	5	9
<b>Passing Yardage</b>	<b>959</b>	<b>750</b>
Comp-Att-Int	93-152-3	65-98-3
Average per pass	6.3	7.7
Average per catch	10.3	11.5
Average per game	239.8	187.5
TDs Passing	8	4
<b>Total offense</b>	<b>1351</b>	<b>1488</b>
Average per play	5.0	5.7
Average per game	337.8	372.0
<b>Kick returns: #-Yards</b>	<b>5-119</b>	<b>7-119</b>
<b>Punt returns: #-Yards</b>	<b>1--3</b>	<b>2-4</b>
<b>Int returns: #-Yards</b>	<b>3-28</b>	<b>3-5</b>
<b>Fumbles-Lost</b>	<b>4-1</b>	<b>1-1</b>
<b>Penalties-Yards</b>	<b>16-158</b>	<b>14-135</b>
<b>Punts-Avg</b>	<b>22-38.0</b>	<b>17-41.3</b>
<b>Time of possession / game</b>	<b>25:45</b>	<b>32:38</b>
<b>3rd-down conversion</b>	<b>29/61</b>	<b>19/53</b>
<b>4rd-down conversion</b>	<b>2/6</b>	<b>6/9</b>
<b>PAT-attempts</b>	<b>(12-12) 100%</b>	<b>(13-13) 100%</b>
<b>2-point conversion-attempts</b>	<b>(0-0) 0%</b>	<b>(0-0) 0%</b>

**Interceptions**

Player	no.	yds	avg	td	lg
Bryce Gallagher	1	0	0.0	0	0
Xander Mueller	1	28	28.0	0	28
Joe DeHaan	1	0	0.0	0	0
<b>Total</b>	<b>3</b>	<b>28</b>	<b>9.3</b>	<b>0</b>	<b>28</b>
<b>Opponents</b>	<b>3</b>	<b>5</b>	<b>1.7</b>	<b>0</b>	<b>5</b>



## 2023-24 Northwestern Football Combined Team Statistics All games

### Field Goals

Player	fg	pct.	01-19	20-29	30-39	40-49	50-99	lg	blk
Jack Olsen	2-2	100.0	0-0	0-0	1-1	1-1	0-0	40	0
<b>Opponents</b>	<b>4-6</b>	<b>66.7</b>	<b>0-0</b>	<b>1-1</b>	<b>2-3</b>	<b>0-1</b>	<b>1-1</b>	<b>50</b>	<b>0</b>

### Scoring

Player	td	fg	PAT				dxp	saf	pts
			kick	rush	rcv	pass			
A.J. Henning	3	-	-	-	-	-	-	18	
Jack Olsen	-	2-2	12-12	-	-	-	-	18	
Bryce Kirtz	2	-	-	-	-	-	-	12	
Ben Bryant	1	-	-	-	-	-	-	6	
Thomas Gordon	1	-	-	-	-	-	-	6	
Charlie Mangieri	1	-	-	-	-	-	-	6	
Cam Porter	1	-	-	-	-	-	-	6	
Brendan Sullivan	1	-	-	-	-	-	-	6	
Jack Lausch	1	-	-	-	-	-	-	6	
Joseph Himon II	1	-	-	-	-	-	-	6	
Caleb Komolafe	1	-	-	-	-	-	-	6	
<b>Total</b>	<b>13</b>	<b>2-2</b>	<b>12-12</b>	<b>0</b>	<b>0</b>	<b>0</b>	<b>0</b>	<b>96</b>	
<b>Opponents</b>	<b>13</b>	<b>4-6</b>	<b>13-13</b>	<b>0</b>	<b>0</b>	<b>0</b>	<b>0</b>	<b>103</b>	

### Score by Periods

Team	1st	2nd	3rd	4th	OT	TOT
Northwestern	7	14	24	45	6	96
Opponents	28	37	28	7	3	103

### Punting

Player	no.	yds	avg	lg	tb	fc	i20	50+	blk
Hunter Renner	22	836	38.0	54	1	9	5	1	0
<b>Total</b>	<b>22</b>	<b>836</b>	<b>38.0</b>	<b>54</b>	<b>1</b>	<b>9</b>	<b>5</b>	<b>1</b>	<b>0</b>
<b>Opponents</b>	<b>17</b>	<b>702</b>	<b>41.3</b>	<b>56</b>	<b>2</b>	<b>7</b>	<b>10</b>	<b>2</b>	<b>0</b>

### Punt Returns

Player	no.	yds	avg	td	lg
A.J. Henning	1	-3	-3.0	0	0
<b>Total</b>	<b>1</b>	<b>-3</b>	<b>-3.0</b>	<b>0</b>	<b>0</b>
<b>Opponents</b>	<b>2</b>	<b>4</b>	<b>2.0</b>	<b>0</b>	<b>5</b>

### Kick Returns

Player	no.	yds	avg	td	lg
Coco Azema	3	66	22.0	0	27
A.J. Henning	2	53	26.5	0	28
<b>Total</b>	<b>5</b>	<b>119</b>	<b>23.8</b>	<b>0</b>	<b>28</b>
<b>Opponents</b>	<b>7</b>	<b>119</b>	<b>17.0</b>	<b>0</b>	<b>28</b>

### All Purpose

Player	g	rush	rcv	pr	kr	ir	total	avg/g
Bryce Kirtz	3	0	274	0	0	0	274	91.3
Cam Porter	4	203	49	0	0	0	252	63.0
A.J. Henning	4	76	111	-3	53	0	237	59.3
Cam Johnson	4	0	176	0	0	0	176	44.0
Joseph Himon II	4	27	122	0	0	0	149	37.3
Jack Lausch	3	64	9	0	0	0	73	24.3
Coco Azema	4	0	0	0	66	0	66	16.5
Thomas Gordon	4	0	61	0	0	0	61	15.3
Charlie Mangieri	4	0	35	0	0	0	35	8.8
Caleb Komolafe	3	7	27	0	0	0	34	11.3
Brendan Sullivan	3	33	0	0	0	0	33	11.0
Marshall Lang	4	0	32	0	0	0	32	8.0
Xander Mueller	4	0	0	0	0	28	28	7.0
Anthony Tyus III	3	0	16	0	0	0	16	5.3
Lawson Albright	4	0	12	0	0	0	12	3.0
Jacob Gill	4	0	11	0	0	0	11	2.8
Calvin Johnson II	4	0	8	0	0	0	8	2.0
Rod Heard II	4	0	7	0	0	0	7	1.8
Jack Kennedy	3	0	5	0	0	0	5	1.7
Donnie Gray	2	0	4	0	0	0	4	2.0
Ryan Hilinski	2	2	0	0	0	0	2	1.0
Jake Arthurs	1	2	0	0	0	0	2	2.0
Ben Bryant	4	-19	0	0	0	0	-19	-4.8
<b>Total</b>	<b>4</b>	<b>392</b>	<b>959</b>	<b>-3</b>	<b>119</b>	<b>28</b>	<b>1495</b>	<b>373.8</b>
<b>Opponents</b>	<b>4</b>	<b>738</b>	<b>750</b>	<b>4</b>	<b>119</b>	<b>5</b>	<b>1616</b>	<b>404.0</b>

### Total Offense

Player	g	plays	rush	pass	total	avg/g
Ben Bryant	4	160	-19	804	785	196.3
Cam Porter	4	49	203	0	203	50.8
Ryan Hilinski	2	2	2	85	87	43.5
Brendan Sullivan	3	19	33	53	86	28.7
A.J. Henning	4	12	76	0	76	19.0
Jack Lausch	3	12	64	10	74	24.7
Joseph Himon II	4	11	27	0	27	6.8
Hunter Renner	4	1	0	7	7	1.8
Caleb Komolafe	3	2	7	0	7	2.3
Jake Arthurs	1	2	2	0	2	2.0
<b>Total</b>	<b>4</b>	<b>272</b>	<b>392</b>	<b>959</b>	<b>1351</b>	<b>337.8</b>
<b>Opponents</b>	<b>4</b>	<b>259</b>	<b>738</b>	<b>750</b>	<b>1488</b>	<b>372.0</b>

### Team Defense



**2023-24 Northwestern Football  
Combined Team Statistics  
All games**

##	Player	gp	Tackles				Sacks	Pass defense			Fumbles		blkd	
			ua	a	tot	tfl/yds		no-yds	int-yds	brup	qbh	fr-yds	ff	kick
32	Bryce Gallagher	4	14	30	44	1.5-1	.	1-0	.	.	.	.	.	.
34	Xander Mueller	4	11	18	29	4-10	1.5-7	1-28	.	.	.	.	.	.
9	Devin Turner	4	12	11	23	.	.	.	3	.	.	.	.	.
0	Coco Azema	4	9	12	21	.	.	.	.	.	.	.	.	.
24	Rod Heard II	4	11	10	21	1-2	1-2	.	1	.	.	.	.	.
2	Garnett Hollis Jr.	4	9	6	15	1-2	.	.	2	.	.	.	.	.
10	Theran Johnson	4	10	4	14	.	.	.	.	.	.	.	.	.
52	Richie Hagarty	4	4	9	13	2-5	0.5-3	.	.	1	.	.	.	.
41	Jaylen Pate	4	4	7	11	.	.	.	.	1	.	.	.	.
35	Kenny Soares Jr.	4	5	6	11	.	.	.	.	1	1-0	.	.	.
90	Carmine Bastone	4	2	7	9	0.5-0	.	.	.	.	.	.	.	.
50	PJ Spencer	4	.	6	6	0.5-1	.	.	.	.	.	.	.	.
3	Jaheem Joseph	4	2	4	6	.	.	.	.	.	.	.	.	.
95	Najee Story	4	3	3	6	.	.	.	1	1	.	.	.	.
7	Ore Adeyi	4	2	4	6	.	.	.	.	.	.	.	.	.
6	Robert Fitzgerald	4	4	2	6	.	.	.	.	.	.	.	.	.
42	Anto Saka	4	3	3	6	2-11	2-11	.	.	.	.	.	.	.
37	Mac Uihlein	2	3	2	5	0.5-2	.	.	.	.	.	.	.	.
93	Brendan Flakes	4	2	3	5	1-3	.	.	.	.	.	.	.	.
57	Greyson Metz	3	1	3	4	.	.	.	.	.	.	.	.	.
91	Aidan Hubbard	4	3	1	4	1.5-5	1-4	.	.	.	.	.	.	.
97	Sean McLaughlin	4	3	.	3	1-2	.	.	1	2	.	.	.	.
38	Joe DeHaan	2	2	.	2	.	.	1-0	.	.	.	.	.	.
33	Braydon Brus	3	1	1	2	0.5-0	.	.	.	.	.	.	.	.
92	Matt Lawson	1	1	.	1	1-2	.	.	.	.	.	.	.	.
14	Cam Johnson	4	1	.	1	.	.	.	.	.	.	.	.	.
53	Jaiden Cameron	1	1	.	1	.	.	.	.	.	.	.	.	.
31	Jake Arthurs	1	1	.	1	.	.	.	.	.	.	.	.	.
94	Reginald Pearson	3	.	1	1	0.5-2	.	.	.	.	.	.	.	.
72	Caleb Tiernan	4	1	.	1	.	.	.	.	.	.	.	.	.
22	Evan Smith	4	.	1	1	0.5-1	.	.	.	.	.	.	.	.
28	Braden Turner	2	1	.	1	1-1	.	.	.	.	.	.	.	.
25	Caleb Komolafe	3	1	.	1	.	.	.	.	.	.	.	.	.
45	Cullen Coleman	1	.	.	.	.	.	.	1	.	.	.	.	.
	<b>Totals</b>	<b>4</b>	<b>127</b>	<b>154</b>	<b>281</b>	<b>20-50</b>	<b>6-27</b>	<b>3-28</b>	<b>9</b>	<b>6</b>	<b>1-0</b>	<b>0</b>	<b>0</b>	<b>0</b>
	Opponents	4	139	114	253	24-108	11-74	3-5	19	12	1-6	4	0	0



**2023-24 Northwestern Football  
Games Played  
All games**

##	Player	GP-GS	RU	UTEP	DU	MINN
0	Coco Azema	4/2	START	START	XXX	XXX
0	Cole Freeman	1/0	...	XXX	...	...
1	Jack Kennedy	3/0	XXX	XXX	...	XXX
2	Ben Bryant	4/4	START	START	START	START
2	Garnett Hollis Jr.	4/4	START	START	START	START
3	Ryan Hilinski	2/0	...	XXX	...	XXX
3	Jaheem Joseph	4/3	START	XXX	START	START
4	Cam Porter	4/4	START	START	START	START
5	Jacob Gill	4/0	XXX	XXX	XXX	XXX
6	Brendan Sullivan	3/0	XXX	XXX	XXX	...
6	Robert Fitzgerald	4/0	XXX	XXX	XXX	XXX
7	Ore Adeyi	4/0	XXX	XXX	XXX	XXX
8	A.J. Henning	4/3	START	XXX	START	START
9	Devin Turner	4/3	XXX	START	START	START
9	Aidan Gray	0/0	...	...	...	...
10	Theran Johnson	4/4	START	START	START	START
10	Ricky Ahumaraeze	0/0	...	...	...	...
11	Donnie Gray	2/0	XXX	XXX	...	...
12	Nigel Williams	4/0	XXX	XXX	XXX	XXX
12	Jack Lausch	3/0	...	XXX	XXX	XXX
13	Preston Bacon	1/0	XXX	...	...	...
13	Josh Fussell	0/0	...	...	...	...
14	Cam Johnson	4/4	START	START	START	START
15	Calvin Johnson II	4/0	XXX	XXX	XXX	XXX
16	Frank Covey IV	1/0	XXX	...	...	...
16	Cole Shivers	0/0	...	...	...	...
17	Bryce Kirtz	3/2	...	START	XXX	START
18	Garner Wallace	3/0	XXX	XXX	XXX	...
18	Camp Magee	0/0	...	...	...	...
19	Reggie Fleurima	3/0	...	XXX	XXX	XXX
19	J.J. Lewis	0/0	...	...	...	...
20	Joseph Himon II	4/0	XXX	XXX	XXX	XXX
21	Damon Walters	0/0	...	...	...	...
22	Evan Smith	4/0	XXX	XXX	XXX	XXX
23	Raymond Niro III	0/0	...	...	...	...
24	Rod Heard II	4/4	START	START	START	START
25	Caleb Komolafe	3/0	XXX	XXX	XXX	...
26	Jalen Lewis	0/0	...	...	...	...
27	Anthony Tyus III	3/0	XXX	XXX	...	XXX
27	Jack Oyola	1/0	...	XXX	...	...
28	Braden Turner	2/0	XXX	XXX	...	...
29	Marcus Cisco	1/0	...	XXX	...	...
31	Jake Arthurs	1/0	...	XXX	...	...
32	Bryce Gallagher	4/4	START	START	START	START
33	Braydon Brus	3/0	XXX	XXX	XXX	...
34	Xander Mueller	4/4	START	START	START	START
35	Kenny Soares Jr.	4/0	XXX	XXX	XXX	XXX
36	Payton Roth	1/0	XXX	...	...	...
37	Mac Uihlein	2/0	...	...	XXX	XXX
38	Joe DeHaan	2/0	...	XXX	XXX	...
39	Albert Kunickis III	1/0	...	XXX	...	...
40	Jason Reynolds II	1/0	...	XXX	...	...
41	Jaylen Pate	4/0	XXX	XXX	XXX	XXX
42	Anto Saka	4/0	XXX	XXX	XXX	XXX
43	William Halkyard	4/0	XXX	XXX	XXX	XXX
45	Cullen Coleman	1/0	...	XXX	...	...
46	Johnny McGuire	0/0	...	...	...	...
47	Luke Akers	1/0	XXX	...	...	...
48	Owen Bergin	1/0	...	XXX	...	...
49	Jacob Tabibian	0/0	...	...	...	...





**2023-24 Northwestern Football  
Games Played  
All games**

##	Player	GP-GS	RU	UTEP	DU	MINN
50	PJ Spencer	4/4	START	START	START	START
51	Miles Crutchley	1/0	...	...	...	XXX
52	Richie Hagarty	4/4	START	START	START	START
53	Jaiden Cameron	1/0	...	XXX	...	...
54	Tyler Gant	0/0	...	...	...	...
55	Dylan Roberts	2/0	XXX	...	...	XXX
56	Josh Thompson	4/2	XXX	XXX	START	START
57	Greyson Metz	3/0	XXX	XXX	XXX	...
59	Mason Green	0/0	...	...	...	...
62	Alex Doost	0/0	...	...	...	...
63	Dom D'Antonio	4/4	START	START	START	START
64	Anthony Birsa	0/0	...	...	...	...
65	Jackson Carsello	2/0	XXX	XXX	...	...
66	Braeden Edwards	1/0	...	XXX	...	...
68	Josh Priebe	4/4	START	START	START	START
71	Ben Wrather	4/4	START	START	START	START
72	Caleb Tiernan	4/4	START	START	START	START
73	Deuce McGuire	1/0	...	XXX	...	...
74	Nick Herzog	2/0	XXX	XXX	...	...
75	Jordan Knox	2/0	XXX	XXX	...	...
78	Luka Trifunovic	1/0	...	XXX	...	...
79	Zachary Franks	3/2	START	START	XXX	...
81	Chris Petrucci	0/0	...	...	...	...
82	Jack Olsen	4/0	XXX	XXX	XXX	XXX
82	Quintin O'Connell	0/0	...	...	...	...
83	Blake Van Buren	0/0	...	...	...	...
84	Hunter Welcing	4/0	XXX	XXX	XXX	XXX
86	Lawson Albright	4/0	XXX	XXX	XXX	XXX
87	Thomas Gordon	4/0	XXX	XXX	XXX	XXX
88	Marshall Lang	4/3	START	START	START	XXX
89	Charlie Mangieri	4/3	START	START	START	XXX
90	Carmine Bastone	4/0	XXX	XXX	XXX	XXX
91	Aidan Hubbard	4/0	XXX	XXX	XXX	XXX
92	Matt Lawson	1/0	XXX	...	...	...
93	Brendan Flakes	4/0	XXX	XXX	XXX	XXX
94	Reginald Pearson	3/0	...	XXX	XXX	XXX
94	Henry Helms	3/0	...	XXX	XXX	XXX
95	Najee Story	4/4	START	START	START	START
96	Michael Kilbane	0/0	...	...	...	...
97	Sean McLaughlin	4/4	START	START	START	START
98	Duke Olges	4/1	XXX	XXX	XXX	START
99	Hunter Renner	4/0	XXX	XXX	XXX	XXX



2023-24 Northwestern Football  
Total Tackles Game-by-Game  
All games

**Total Tackles**

Player	S-A	Total	RU	UTEP	DU	MINN
Bryce Gallagher	14-30	44	4-15	4-1	2-11	4-3
Xander Mueller	11-18	29	1-7	5-2	1-6	4-3
Devin Turner	12-11	23	2-3	4-1	4-5	2-2
Rod Heard II	11-10	21	3-4	6-1	1-3	1-2
Coco Azema	9-12	21	1-4	1-1	1-3	6-4
Garnett Hollis Jr.	9-6	15	1-2	3-2	2-1	3-1
Theran Johnson	10-4	14	4-2	1-0	3-2	2-0
Richie Hagarty	4-9	13	1-4	-	0-3	3-2
Kenny Soares Jr.	5-6	11	0-3	3-1	0-1	2-1
Jaylen Pate	4-7	11	2-2	0-1	0-1	2-3
Carmine Bastone	2-7	9	0-2	0-1	1-2	1-2
Robert Fitzgerald	4-2	6	-	3-1	1-1	-
Anto Saka	3-3	6	0-2	2-0	1-1	-
Najee Story	3-3	6	0-2	2-0	1-1	-
Jaheem Joseph	2-4	6	0-2	1-1	1-0	0-1
Ore Adeyi	2-4	6	0-1	-	1-2	1-1
PJ Spencer	0-6	6	0-3	-	0-2	0-1
Mac Uihlein	3-2	5	DNP	DNP	2-1	1-1
Brendan Flakes	2-3	5	0-2	2-1	-	-
Aidan Hubbard	3-1	4	0-1	1-0	1-0	1-0
Greyson Metz	1-3	4	0-3	1-0	-	DNP
Sean McLaughlin	3-0	3	1-0	2-0	-	-
Joe DeHaan	2-0	2	DNP	2-0	-	DNP
Braydon Brus	1-1	2	-	1-1	-	DNP
Cam Johnson	1-0	1	-	-	1-0	-
Caleb Komolafe	1-0	1	-	1-0	-	DNP
Braden Turner	1-0	1	-	1-0	DNP	DNP
Jake Arthurs	1-0	1	DNP	1-0	DNP	DNP
Jaiden Cameron	1-0	1	DNP	1-0	DNP	DNP
Caleb Tiernan	1-0	1	-	-	-	1-0
Matt Lawson	1-0	1	1-0	DNP	DNP	DNP
Evan Smith	0-1	1	-	0-1	-	-
Reginald Pearson	0-1	1	DNP	-	-	0-1



**2023-24 Northwestern Football  
Rushing/Receiving Game-by-Game  
All games**

**Rushing**

Player	No-Yds/TD	RU	UTEP	DU	MINN
Cam Porter	49-203/1	6-8/0	17-90/0	10-49/0	16-56/1
Ben Bryant	24--19/1	8--15/0	6--1/1	4--7/0	6-4/0
A.J. Henning	12-76/1	2-1/0	4-35/1	3-17/0	3-23/0
Joseph Himon II	11-27/0	-	4-6/0	6-19/0	1-2/0
Jack Lausch	9-64/1	DNP	4-53/1	2-4/0	3-7/0
Brendan Sullivan	9-33/1	4-11/0	-	5-22/1	DNP
Caleb Komolafe	2-7/0	2-7/0	-	-	DNP
Jake Arthurs	2-2/0	DNP	2-2/0	DNP	DNP
Ryan Hilinski	1-2/0	DNP	1-2/0	DNP	-

**Receiving**

Player	No-Yds/TD	RU	UTEP	DU	MINN
Bryce Kirtz	17-274/2	DNP	3-17/0	4-42/0	10-215/2
Cam Johnson	16-176/0	4-45/0	3-51/0	5-45/0	4-35/0
A.J. Henning	16-111/2	4-42/0	2-16/0	5-24/1	5-29/1
Cam Porter	10-49/0	4-26/0	2-14/0	2-4/0	2-5/0
Joseph Himon II	6-122/1	1-9/0	1-85/1	-	4-28/0
Thomas Gordon	6-61/1	3-16/0	1-18/1	-	2-27/0
Charlie Mangieri	4-35/1	1-7/0	-	-	3-28/1
Caleb Komolafe	4-27/1	1-1/1	-	3-26/0	DNP
Marshall Lang	3-32/0	1-9/0	-	1-8/0	1-15/0
Anthony Tyus III	2-16/0	1-7/0	-	DNP	1-9/0
Lawson Albright	2-12/0	-	1-6/0	1-6/0	-
Jack Lausch	2-9/0	DNP	-	-	2-9/0
Jacob Gill	1-11/0	1-11/0	-	-	-
Calvin Johnson II	1-8/0	-	-	1-8/0	-
Rod Heard II	1-7/0	1-7/0	-	-	-
Jack Kennedy	1-5/0	1-5/0	-	DNP	-
Donnie Gray	1-4/0	1-4/0	-	DNP	DNP



### Punt Returns

Player	No-Yds	RU	UTEP	DU	MINN
A.J. Henning	1--3	-	-	1--3	-

### Kick Returns

Player	No-Yds	RU	UTEP	DU	MINN
Coco Azema	3-66	-	1-18	2-48	-
A.J. Henning	2-53	-	-	2-53	-

### Interceptions Returns

Player	No-Yds	RU	UTEP	DU	MINN
Xander Mueller	1-28	-	1-28	-	-
Bryce Gallagher	1-0	-	1-0	-	-
Joe DeHaan	1-0	DNP	1-0	-	DNP

### Fumble Returns

Player	No-Yds	RU	UTEP	DU	MINN
Kenny Soares Jr.	1-0	1-0	-	-	-



2023-24 Northwestern Football  
Sacks Game-by-Game  
All games

Player	UA-A	Total	RU	UTEP	DU	MINN
Anto Saka	2-0	2	-	1-9	1-2	-
Xander Mueller	1-1	1.5	-	1-3	0.5-4	-
Rod Heard II	1-0	1	-	1-2	-	-
Aidan Hubbard	1-0	1	-	1-4	-	-
Richie Hagarty	0-1	0.5	-	-	0.5-3	-



**2023-24 Northwestern Football  
Tackles For Loss Game-by-Game  
All games**

Player	UA-A	Total	RU	UTEP	DU	MINN
Xander Mueller	2-4	4.0	-	1.5-4	1.5-5	1.0-1
Anto Saka	2-0	2.0	-	1.0-9	1.0-2	-
Richie Hagarty	1-2	2.0	0.5-1	-	0.5-3	1.0-1
Aidan Hubbard	1-1	1.5	0.5-1	1.0-4	-	-
Bryce Gallagher	0-3	1.5	-	-	1.5-1	-
Garnett Hollis Jr.	1-0	1.0	-	-	-	1.0-2
Rod Heard II	1-0	1.0	-	1.0-2	-	-
Braden Turner	1-0	1.0	-	1.0-1	DNP	DNP
Matt Lawson	1-0	1.0	1.0-2	DNP	DNP	DNP
Brendan Flakes	1-0	1.0	-	1.0-3	-	-
Sean McLaughlin	1-0	1.0	-	1.0-2	-	-
Evan Smith	0-1	0.5	-	0.5-1	-	-
Braydon Brus	0-1	0.5	-	0.5-0	-	DNP
Mac Uihlein	0-1	0.5	DNP	DNP	-	0.5-2
PJ Spencer	0-1	0.5	-	-	0.5-1	-
Carmine Bastone	0-1	0.5	-	0.5-0	-	-
Reginald Pearson	0-1	0.5	DNP	-	-	0.5-2



**Fumbles**

Player	No-Lost	RU	UTEP	DU	MINN
Ben Bryant	4-1	2-0	-	-	2-1

**Fumbles Forced**

Player	Number	RU	UTEP	DU	MINN
--------	--------	----	------	----	------

**Fumbles Recovered**

Player	Number	RU	UTEP	DU	MINN
Kenny Soares Jr.	1	1	-	-	-



2023-24 Northwestern Football  
 Passing Game-by-Game  
 All games

#2 Ben Bryant	Comp	Att	Int	Pct	Yards	TD	Long	Sacked	Effic.
Rutgers	20	36	2	55.6	169	0	26	5-37	83.9
UTEP	11	17	0	64.7	116	1	43	2-12	141.4
Duke	17	34	1	50.0	123	1	20	1-8	84.2
Minnesota	33	49	0	67.3	396	4	80	2-14	162.2
<b>Totals</b>	<b>81</b>	<b>136</b>	<b>3</b>	<b>59.6</b>	<b>804</b>	<b>6</b>	<b>80</b>	<b>10-71</b>	<b>119.4</b>

#3 Ryan Hilinski	Comp	Att	Int	Pct	Yards	TD	Long	Sacked	Effic.
UTEP	1	1	0	100.0	85	1	85	0-0	1144
<b>Totals</b>	<b>1</b>	<b>1</b>	<b>0</b>	<b>100.0</b>	<b>85</b>	<b>1</b>	<b>85</b>	<b>0-0</b>	<b>1144</b>

#6 Brendan Sullivan	Comp	Att	Int	Pct	Yards	TD	Long	Sacked	Effic.
Rutgers	3	4	0	75.0	13	1	7	0-0	184.8
Duke	5	6	0	83.3	40	0	14	1-3	139.3
<b>Totals</b>	<b>8</b>	<b>10</b>	<b>0</b>	<b>80.0</b>	<b>53</b>	<b>1</b>	<b>14</b>	<b>1-3</b>	<b>157.5</b>

#12 Jack Lausch	Comp	Att	Int	Pct	Yards	TD	Long	Sacked	Effic.
UTEP	1	2	0	50.0	6	0	6	0-0	75.2
Minnesota	1	1	0	100.0	4	0	4	0-0	133.6
<b>Totals</b>	<b>2</b>	<b>3</b>	<b>0</b>	<b>66.7</b>	<b>10</b>	<b>0</b>	<b>6</b>	<b>0-0</b>	<b>94.7</b>

#99 Hunter Renner	Comp	Att	Int	Pct	Yards	TD	Long	Sacked	Effic.
Rutgers	1	1	0	100.0	7	0	7	0-0	158.8
<b>Totals</b>	<b>1</b>	<b>1</b>	<b>0</b>	<b>100.0</b>	<b>7</b>	<b>0</b>	<b>7</b>	<b>0-0</b>	<b>158.8</b>





2023-24 Northwestern Football  
Red-Zone Results  
All games

Northwestern Inside Opponent Red-Zone

Date	Opponent	Score	Times In RZ	Times Scored	Total		Rush TDs	Pass TDs	FGs Made	Failed to score inside RZ					
					Pts	TDs				FGA	Down	Int	Fumb	Half	Game
09/03/2023	at Rutgers	L 7-24	1	1	7	1	0	1	0	0	0	0	0	0	0
09/09/2023	UTEP	W 38-7	4	4	28	4	3	1	0	0	0	0	0	0	0
09/16/2023	at Duke	L 14-38	3	2	14	2	1	1	0	0	1	0	0	0	0
09/23/2023	Minnesota	W 37-34	4	4	24	3	1	2	1	1	0	0	0	0	0
<b>Totals 11 of 12 (91.7%)</b>			<b>12</b>	<b>11</b>	<b>73</b>	<b>10</b>	<b>5</b>	<b>5</b>	<b>1</b>	<b>1</b>	<b>1</b>	<b>0</b>	<b>0</b>	<b>0</b>	<b>0</b>

Opponents Inside Northwestern Red-Zone

Date	Opponent	Score	Times In RZ	Times Scored	Total		Rush TDs	Pass TDs	FGs Made	Failed to score inside RZ					
					Pts	TDs				FGA	Down	Int	Fumb	Half	Game
09/03/2023	Rutgers	L 7-24	5	4	24	3	2	1	1	2	0	0	0	0	0
09/09/2023	UTEP	W 38-7	2	1	7	1	0	1	0	0	1	0	0	0	0
09/16/2023	Duke	L 14-38	5	5	31	4	4	0	1	1	0	0	0	0	0
09/23/2023	Minnesota	W 37-34	3	3	21	3	1	2	0	0	0	0	0	0	0
<b>Totals 13 of 15 (86.7%)</b>			<b>15</b>	<b>13</b>	<b>83</b>	<b>11</b>	<b>7</b>	<b>4</b>	<b>2</b>	<b>3</b>	<b>1</b>	<b>0</b>	<b>0</b>	<b>0</b>	<b>0</b>



**2023-24 Northwestern Football  
Tackles Breakdown  
All games**

**All Tackles**

Player	Total	Rush	Pass	Sack	KO	Punt	Int	Fumb	FF	Other
Bryce Gallagher	44	0	0	1.5	0	0	0	0	0	42.5
Xander Mueller	29	0	0	4	0	0	0	0	0	25
Devin Turner	23	0	0	0	0	0	0	0	0	23
Coco Azema	21	0	0	0	0	0	0	0	0	21
Rod Heard II	21	0	0	1	0	0	0	0	0	20
Garnett Hollis Jr.	15	0	0	1	0	0	0	0	0	14
Theran Johnson	14	0	0	0	0	0	0	0	0	14
Richie Hagarty	13	0	0	2	0	0	0	0	0	11
Jaylen Pate	11	0	0	0	0	0	0	0	0	11
Kenny Soares Jr.	11	0	0	0	0	0	0	0	0	11
Carmine Bastone	9	0	0	0.5	0	0	0	0	0	8.5
PJ Spencer	6	0	0	0.5	0	0	0	0	0	5.5
Jaheem Joseph	6	0	0	0	0	0	0	0	0	6
Najee Story	6	0	0	0	0	0	0	0	0	6
Ore Adeyi	6	0	0	0	0	0	0	0	0	6
Robert Fitzgerald	6	0	0	0	0	0	0	0	0	6
Anto Saka	6	0	0	2	0	0	0	0	0	4
Mac Uihlein	5	0	0	0.5	0	0	0	0	0	4.5
Brendan Flakes	5	0	0	1	0	0	0	0	0	4
Greyson Metz	4	0	0	0	0	0	0	0	0	4
Aidan Hubbard	4	0	0	1.5	0	0	0	0	0	2.5
Sean McLaughlin	3	0	0	1	0	0	0	0	0	2
Joe DeHaan	2	0	0	0	0	0	0	0	0	2
Braydon Brus	2	0	0	0.5	0	0	0	0	0	1.5
Matt Lawson	1	0	0	1	0	0	0	0	0	0
Cam Johnson	1	0	0	0	0	0	0	0	0	1
Jaiden Cameron	1	0	0	0	0	0	0	0	0	1
Jake Arthurs	1	0	0	0	0	0	0	0	0	1
Reginald Pearson	1	0	0	0.5	0	0	0	0	0	0.5
Caleb Tiernan	1	0	0	0	0	0	0	0	0	1
Evan Smith	1	0	0	0.5	0	0	0	0	0	0.5
Braden Turner	1	0	0	1	0	0	0	0	0	0
Caleb Komolafe	1	0	0	0	0	0	0	0	0	1
<b>Total</b>	<b>281</b>	<b>0</b>	<b>0</b>	<b>20</b>	<b>0</b>	<b>0</b>	<b>0</b>	<b>0</b>	<b>0</b>	<b>261</b>

**Rushing Tackles**

Player	No.
<b>Total</b>	<b>0</b>

**Passing Tackles**

Player	No.
<b>Total</b>	<b>0</b>

**Special Teams Tackles**

Player	Total	KO	Punt
<b>Total</b>	<b>0</b>	<b>0</b>	<b>0</b>



2023-24 Northwestern Football  
Tackles Breakdown  
All games

**Kickoff return Tackles**

Player	No.
Total	0

**Punt Return Tackles**

Player	No.
Total	0



**2023-24 Northwestern Football**  
**By Quarter Statistics**  
**All games**

**3rd-Down Conversions**

Date	Opponent	Score	Overall	1st Qtr	2nd Qtr	3rd Qtr	4th Qtr	Overtime
09/03/2023	at Rutgers	L 7-24	5-15 33.3	0-1 0.0	1-4 25.0	0-3 0.0	4-7 57.1	0-0 0.0
09/09/2023	UTEP	W 38-7	6-11 54.5	1-2 50.0	1-4 25.0	3-3 100.0	1-2 50.0	0-0 0.0
09/16/2023	at Duke	L 14-38	10-18 55.6	1-4 25.0	3-4 75.0	1-3 33.3	5-7 71.4	0-0 0.0
09/23/2023	Minnesota	Wot1 37-34	8-17 47.1	2-5 40.0	0-3 0.0	1-3 33.3	5-6 83.3	0-0 0.0
<b>Northwestern</b>			<b>29-61 47.5</b>	<b>4-12 33.3</b>	<b>5-15 33.3</b>	<b>5-12 41.7</b>	<b>15-22 68.2</b>	<b>0-0 0.0</b>
<b>Opponents</b>			<b>19-53 35.8</b>	<b>5-12 41.7</b>	<b>7-16 43.8</b>	<b>6-13 46.2</b>	<b>1-11 9.1</b>	<b>0-1 0.0</b>

**4th-Down Conversions**

Date	Opponent	Score	Overall	1st Qtr	2nd Qtr	3rd Qtr	4th Qtr	Overtime
09/03/2023	at Rutgers	L 7-24	1-3 33.3	0-0 0.0	0-2 0.0	0-0 0.0	1-1 100.0	0-0 0.0
09/09/2023	UTEP	W 38-7	0-0 0.0	0-0 0.0	0-0 0.0	0-0 0.0	0-0 0.0	0-0 0.0
09/16/2023	at Duke	L 14-38	1-3 33.3	0-0 0.0	0-0 0.0	1-1 100.0	0-2 0.0	0-0 0.0
09/23/2023	Minnesota	Wot1 37-34	0-0 0.0	0-0 0.0	0-0 0.0	0-0 0.0	0-0 0.0	0-0 0.0
<b>Northwestern</b>			<b>2-6 33.3</b>	<b>0-0 0.0</b>	<b>0-2 0.0</b>	<b>1-1 100.0</b>	<b>1-3 33.3</b>	<b>0-0 0.0</b>
<b>Opponents</b>			<b>6-9 66.7</b>	<b>3-4 75.0</b>	<b>0-0 0.0</b>	<b>2-2 100.0</b>	<b>1-3 33.3</b>	<b>0-0 0.0</b>

**Time of Possession**

Date	Opponent	Score	Overall	1st Qtr	2nd Qtr	3rd Qtr	4th Qtr	Overtime
09/03/2023	at Rutgers	L 7-24	15:37	-05:01	06:53	04:14	09:31	00:00
09/09/2023	UTEP	W 38-7	28:39	05:14	06:32	09:34	07:19	00:00
09/16/2023	at Duke	L 14-38	28:54	06:17	09:55	01:33	11:09	00:00
09/23/2023	Minnesota	Wot1 37-34	29:50	06:13	07:03	07:17	09:17	00:00
<b>Northwestern</b>			<b>Total 103:00</b>	<b>12:43</b>	<b>30:23</b>	<b>22:38</b>	<b>37:16</b>	<b>00:00</b>
			<b>Avg. 25:45</b>	<b>03:11</b>	<b>07:36</b>	<b>05:39</b>	<b>09:19</b>	<b>00:00</b>
<b>Opponents</b>			<b>Total 130:32</b>	<b>26:51</b>	<b>43:36</b>	<b>28:58</b>	<b>31:07</b>	<b>00:00</b>
			<b>Avg. 32:38</b>	<b>06:43</b>	<b>10:54</b>	<b>07:14</b>	<b>07:47</b>	<b>00:00</b>



**2023-24 Northwestern Football  
Team Game-by-Game Comparison  
All games**

Opponent	Score	First Downs				Rushing Number-Yards	Passing		Total Offense Plays-Yards	Return Yards	Turn- Overs
		Total	Rush	Pass	Pen		Comp-Att.-Int	Yards			
Rutgers	7-24	13 / 20	5 / 11	7 / 8	1 / 1	22-12 / 44-122	24-41-2 / 17-29-0	189 / 163	63-201 / 73-285	0 / -1	2 / 1
UTEP	38-7	17 / 18	10 / 8	6 / 9	1 / 1	39-184 / 35-104	13-20-0 / 19-30-3	207 / 215	59-391 / 65-319	46 / 88	0 / 3
Duke	14-38	20 / 25	9 / 13	10 / 12	1 / 0	30-104 / 40-268	22-40-1 / 15-20-0	163 / 219	70-267 / 60-487	98 / 21	1 / 0
Minnesota	37-34	25 / 15	5 / 7	17 / 7	3 / 1	29-92 / 42-244	34-51-0 / 14-19-0	400 / 153	80-492 / 61-397	0 / 26	1 / 0
<b>Totals</b>	<b>96-103</b>	<b>75 / 78</b>	<b>29 / 39</b>	<b>40 / 36</b>	<b>6 / 3</b>	<b>120-392 / 161-738</b>	<b>93-152-3 / 65-98-3</b>	<b>959 / 750</b>	<b>272-1351 / 259-1488</b>	<b>144 / 134</b>	<b>4 / 4</b>

Opponents	3rd Down Conversion	4th Down Conversion	Time of Possession	TOP Margin	Avg Yds/Rush	Avg Yds/Pass	Avg Yds/Play	Punting Number-Avg	Penalties Number-Yards	Sacks
Rutgers	5-15 / 8-18	1-3 / 3-3	15:37 / 37:56	-22:19	0.5 / 2.8	4.6 / 5.6	3.2 / 3.9	6-39.8 / 5-39.4	3-30.0 / 2-19.0	0 / 5
UTEP	6-11 / 3-13	0-0 / 2-4	28:39 / 31:21	-02:42	4.7 / 3.0	10.4 / 7.2	6.6 / 4.9	4-41.3 / 4-39.3	4-33.0 / 6-42.0	4 / 2
Duke	10-18 / 5-9	1-3 / 0-1	28:54 / 31:06	-02:12	3.5 / 6.7	4.1 / 11.0	3.8 / 8.1	5-34.4 / 1-53.0	1-8.0 / 1-15.0	2 / 2
Minnesota	8-17 / 3-13	0-0 / 1-1	29:50 / 30:09	-00:19	3.2 / 5.8	7.8 / 8.1	6.2 / 6.5	7-37.1 / 7-42.1	8-87.0 / 5-59.0	0 / 2
<b>Totals</b>	<b>29-61 / 19-53</b>	<b>2-6 / 6-9</b>	<b>103:00 / 130:32</b>	<b>-27:32</b>	<b>3.3 / 4.6</b>	<b>6.3 / 7.7</b>	<b>5.0 / 5.7</b>	<b>22-38.0 / 17-41.3</b>	<b>16-158.0 / 14-135.0</b>	<b>6 / 11</b>

Note: Game totals are displayed in the format TEAM/OPPONENT for each category



**2023-24 Northwestern Football  
Results and Comparison  
All games**

	Date	Opponent		Score	Overall	Conf	Time	Attend
*	09/03/2023	at Rutgers	L	7-24	0-1	0-1	3:26	53026
	09/09/2023	UTEP	W	38-7	1-1	0-1	3:00	14851
	09/16/2023	at Duke	L	14-38	1-2	0-1	2:52	18141
*	09/23/2023	Minnesota	Wot1	37-34	2-2	1-1	3:40	20148

Opponent	Score	First Downs				Rushing Number-Yards	Passing		Total Offense Plays-Yards	Return Yards	Turn- Overs
		Total	Rush	Pass	Pen		Comp-Att.-Int	Yards			
Rutgers	7-24	13 / 20	5 / 11	7 / 8	1 / 1	22-12 / 44-122	24-41-2 / 17-29-0	189 / 163	63-201 / 73-285	0 / -1	2 / 1
UTEP	38-7	17 / 18	10 / 8	6 / 9	1 / 1	39-184 / 35-104	13-20-0 / 19-30-3	207 / 215	59-391 / 65-319	46 / 88	0 / 3
Duke	14-38	20 / 25	9 / 13	10 / 12	1 / 0	30-104 / 40-268	22-40-1 / 15-20-0	163 / 219	70-267 / 60-487	98 / 21	1 / 0
Minnesota	37-34	25 / 15	5 / 7	17 / 7	3 / 1	29-92 / 42-244	34-51-0 / 14-19-0	400 / 153	80-492 / 61-397	0 / 26	1 / 0
<b>Totals</b>	<b>96-103</b>	<b>75 / 78</b>	<b>29 / 39</b>	<b>40 / 36</b>	<b>6 / 3</b>	<b>120-392 / 161-738</b>	<b>93-152-3 / 65-98-3</b>	<b>959 / 750</b>	<b>272-1351 / 259-1488</b>	<b>144 / 134</b>	<b>4 / 4</b>



2023-24 Northwestern Football  
All-Purpose Yards Game-by-Game  
All games

Player	Total	RU	UTEP	DU	MINN
Bryce Kirtz	274	DNP	17	42	215
Cam Porter	252	34	104	53	61
A.J. Henning	237	43	51	91	52
Cam Johnson	176	45	51	45	35
Joseph Himon II	149	9	91	19	30
Jack Lausch	73	DNP	53	4	16
Coco Azema	66	-	18	48	-
Thomas Gordon	61	16	18	-	27
Charlie Mangieri	35	7	-	-	28
Caleb Komolafe	34	8	-	26	DNP
Brendan Sullivan	33	11	-	22	DNP
Marshall Lang	32	9	-	8	15
Xander Mueller	28	-	28	-	-
Anthony Tyus III	16	7	-	DNP	9
Lawson Albright	12	-	6	6	-
Jacob Gill	11	11	-	-	-
Calvin Johnson II	8	-	-	8	-
Rod Heard II	7	7	-	-	-
Jack Kennedy	5	5	-	DNP	-
Donnie Gray	4	4	-	DNP	DNP
Ryan Hilinski	2	DNP	2	DNP	-
Jake Arthurs	2	DNP	2	DNP	DNP
Ben Bryant	-19	-15	-1	-7	4