

GAME #5

924 WINS (7th in Nation)

52 BOWL GAMES (10th in Nation)

31 BOWL WINS (1-4th in Nation)

101 FIRST-TEAM ALL-AMERICANS



VS.



Evanston, Ill.
Ryan Field (47,129)

Series: Penn State Leads, 15-5
Last Meeting: Penn State, 17-7
October 1, 2022



#6/7 PENN STATE
NITTANY LIONS

4-0, 2-0 Big Ten
H: 3-0, A: 1-0, N: 0-0

Head Coach: James Franklin (East Stroudsburg '95)
Record at Penn State (9th season): 82-36 (.695)
Career Record (12th season): 106-51 (.675)
vs. Northwestern: 2-3

SCHEDULE/RESULTS

Rank	W/L	Opponent	Score	TV
9.2	7/7	West Virginia	W, 38-15	NBC
9.9	7/7	Delaware	W, 63-7	Peacock
9.16	7/7	at Illinois*	W, 30-13	FOX
9.23	7/7	Iowa* (24/22)	W, 31-0	CBS
9.30	6/7	at Northwestern*	noon	BTN
10.14		UMass	3:30 p.m.	TBA
10.21		at Ohio State* (4/3)	TBA	TBA
10.28		Indiana*	TBA	TBA
11.4		at Maryland* (RV/RV)	TBA	TBA
11.11		Michigan* (2/2)	noon	FOX
11.18		Rutgers*	TBA	TBA
11.24		at Michigan State*^	7:30 p.m.	NBC

* - Big 10 game Rankings: AP/Coaches/CFP
^ - Ford Field - Detroit, Mich.



PxP: Mark Followill
Analyst: Jake Butt
Sideline: Brooke Fletcher



PxP: Steve Jones
Analyst: Jack Ham
Sideline: Brian Tripp
Local: 99.5 & 103.7 FM/1450 AM
Web: GoPSUsports.com
Sirius/XM/Internet: 83/113/SXM App

BY THE NUMBERS

9 x 14

Penn State has won nine-straight games, all by at least a 14-point margin of victory. Over the last two seasons, no other FBS team has won by a 14-point margin for longer than six-straight games.

11

With 31 points against Iowa, Penn State has scored at least 30 points in 11-straight games, the nation's longest active streak.

28

Penn State has scored in 28-straight quarters, the longest active streak in the nation, dating back to the Rutgers game in 2022.

18

The Nittany Lions have not allowed a first-drive touchdown in its last 18 games, dating back to the Michigan State game in 2021.

NORTHWESTERN
WILDCATS

2-2, 1-1 Big Ten
H: 2-0, A: 0-2, N: 0-0

Interim Head Coach: David Braun (Winona State '08)
Record at Northwestern (first season): 2-2 (.500)
Career Record (first season): same
vs. Penn State: First Meeting

SCHEDULE/RESULTS

Rank	W/L	Opponent	Score	TV
9.3		at Rutgers*	L, 7-24	CBS
9.9		UTEP	W, 38-7	BTN
9.16		at Duke* (21/20)	L, 14-38	ACCN
9.23		Minnesota*	W, 37-34 (OT)	BTN
9.30		Penn State* (6/7)	noon	BTN
10.7		Howard	2 p.m.	TBA
10.21		at Nebraska*	TBA	TBA
10.28		Maryland* (RV/RV)	TBA	TBA
11.4		Iowa*^ (-/RV)	TBA	TBA
11.11		at Wisconsin*	TBA	TBA
11.18		Purdue*	TBA	TBA
11.25		at Illinois*	TBA	TBA

* - Big 10 game Rankings: AP/Coaches/CFP
^ - Wrigley Field - Chicago, Ill.

INSIDE THE GAME

NO. 6/7 NITTANY LIONS TAKE ON
NORTHWESTERN IN BIG ROAD MATCHUP

- OPENING KICK:** No. 6/7 Penn State travels to Northwestern on Saturday for a Big Ten contest. Kickoff is set for noon on Big Ten Network.
- SERIES HISTORY:** Penn State meets Northwestern for the 21st time in program history. The Nittany Lions hold a 15-5 advantage and have won eight of the last 10 matchups. In 2022, Penn State earned a 17-7 win in rainy conditions. Kaytron Allen and Nicholas Singleton combined for 173 rushing yards and Singleton scored on a 2-yard run, while Brenton Strange caught a 20-yard touchdown. Penn State limited the Wildcats to 241 total yards and 31 rushing yards.
- NATION'S BEST:** Through four games, including three against Power Five opponents, Penn State paces the country in total defense (219.5 ypg), pass defense (138.0), first downs allowed (46), turnover margin (+11) and time of possession (37:06). The Nittany Lions also sit Top-Five in the country in takeaways (11; 2nd), fumble recoveries (6; 3rd), scoring defense (8.8 ppg; 4th), sacks allowed per game (0.5; 4th), third down defense (24.5%; 5th) and first downs gained (109; 5th).
- SUFFOCATING DEFENSE:** Against Iowa, the Penn State defense not only recorded a shutout but completely shut down the Hawkeyes' offense. Penn State limited Iowa to 76 total yards, its fewest ever allowed in a Big Ten game and nation's fewest allowed against a Power Five opponent this season. Penn State held Iowa to just four first downs, including just two after the opening possession. The Hawkeyes ran just five plays in Penn State territory. The Nittany Lions held Iowa to just one third down conversion (1-of-9) and just 2.3 yards per play. Penn State forced four takeaways, all fumbles, to tally nine takeaways over the last two weeks.
- THE OPPOSITION:** Northwestern improved to 2-2 on the season with a 37-34 overtime win against Minnesota on Saturday. The Wildcats trailed 31-10 entering the fourth quarter, but rallied back and tied the game on an 11-yard touchdown grab by A.J. Henning with two seconds left in regulation. In overtime, Northwestern forced a field goal and then won on a 25-yard touchdown pass from Ben Bryant to Charlie Mangieri.

BREAKDOWN

Category	Rank	Player	Stat
RUSHING	Penn State: #13	Kaytron Allen	63 for 280 yds (70.0 ypg; 4.4 ypc), 2 TD
	Northwestern: #4	Cam Porter	49 for 203 yds (50.8 ypg; 4.1 ypc), 1 TD
PASSING	Penn State: #15	Drew Allar	84-of-125 (67.2%), 903 yds (225.8 ypg), 8 TD/0 INT
	Northwestern: #2	Ben Bryant	81-of-136 (59.6%), 804 yds (201.0 ypg), 6 TD/3 INT
RECEIVING	Penn State: #1	KeAndre Lambert-Smith	21 for 286 yds (71.5 ypg; 13.6 ypc), 3 TD
	Northwestern: #17	Bryce Kirtz	17 for 274 yds (91.3 ypg; 16.1 ypc), 2 TD
DEFENSE	Penn State: #23	Curtis Jacobs	15 TT, 2.0 TFL, 1.0 SK, 2 FR, 3 QBH
	Northwestern: #32	Bryce Gallagher	44 TT, 1.5 TFL, 1 INT

RANKINGS COMPARISON

PSU	FBS	Conf	Stat	Conf	FBS	NU
44.3	51	6	3rd Down Offense Pct.	3	29	47.5
24.4	5	1	3rd Down Defense Pct.	6	43	35.8
65.2	43	3	Completion Pct.	8	68	61.2
138.0	1	1	Passing Defense	6	33	187.5
239.8	65	6	Passing Offense	6	65	239.8
82.2	18	3	Starting Quarterback QBR	10	101	41.8
19.8	63	8	Kick Return Avg.	5	26	23.8
3.7	108	12	Punt Return Avg.	14	130	-3.0
100.0	120	13	Red Zone Defense	11	90	86.7
91.3	28	6	Red Zone Offense	3	25	91.7
81.5	13	3	Rushing Defense	14	112	184.5
210.0	17	2	Rushing Offense	14	119	98.0
8.8	4	3	Scoring Defense	12	76	25.8
40.5	15	1	Scoring Offense	7	88	24.0
3.3	18	2	Defensive Sacks Per Game	11	101	1.5
37.06	1	1	Time of Possession	14	124	25:45
219.5	1	1	Total Defense	11	76	381.5
449.8	33	2	Total Offense	11	100	337.8
+11	1	1	Turnover Margin	8	67	+0
10.30	118	13	Explosive Play Offense Pct.	14	132	8.09
8.84	14	3	Explosive Play Defense Pct.	13	115	15.06

TABLE OF CONTENTS

Page 2	Quick Facts/National Polls/This Day in History	12	Quarterbacks/National Nits/	21	Special Teams/Lettermen Making Their Return/
Page 3	Opponent Tracker/Big/Media Info		Academic Success/Pronouncements		Riley Thompson
Page 4-6	Head Coach James Franklin	13	Running Backs/Nicholas Singleton	Page 22-25	Numerical Roster/Alphabetical Roster
Page 7	Northwestern Scouting Report/Series History	14	Kaytron Allen/Tight Ends	Page 26-29	Records Watch
Page 8-10	Team Notes	15	Winningest Programs/Welcome To The Game	Page 30-33	Game Recaps
8	Penn State vs. the Big Ten/PSU vs. Big West	15	Wide Receivers/Coaching Staff POTW	Page 34-52	Player Bios
	Milestone Watch	16	KeAndre Lambert-Smith/Offensive Line/	Page 53-56	Season Statistics
9	At the Start/Record Breakdown	17	Nittany Lions in the NFL	Page 57-65	Game-By-Game Statistics
10	Historic Series/Home Sweet Home/2023 Captains	17	Defensive Notes/Chop Robinson	Page 66-67	Long Plays
Page 11-21	Position Notes	18	Defensive Line/Coaching Staff Notes/Assistant Coaches	Page 68	Start Chart
11	Offensive Notes/Preseason Honors	19	Cornerbacks/Kalen King	Page 69	Participation
		20	Linebackers/Safeties/Abdul Carter	Page 70	The Last Time

PROGRAM NOTES

RECENT SUCCESS

Since 2016, Penn State holds a .739 winning percentage, with a record of 68-24, the seventh-best winning percentage among Power Five programs. Penn State has won at least nine games in five of the last seven seasons.

ACADEMIC EXCELLENCE

A total of 584 of Penn State football student-athletes have earned Academic All-Big Ten honors since 1993 for owning at least a 3.0 grade point average and being a letterwinner.

ONE OF NATION'S TOUGHEST HOME VENUES

Penn State owns a superlative 313-80 (.796) record inside Beaver Stadium, the nation's second-largest facility, which opened in 1960 and has a capacity of 106,572. The Nittany Lions are 42-8 in Beaver Stadium since 2016, an .840 winning percentage, the eighth-best home record among Power Five teams.

QUICK FACTS

UNIVERSITY

NAME The Pennsylvania State University
 LOCATION University Park, Pa.
 FOUNDED 1855
 ENROLLMENT 48,197 (UP Overall)
 NICKNAME Nittany Lions
 COLORS Blue & White
 CONFERENCE Big Ten
 DIVISION NCAA Division I
 STADIUM Beaver Stadium (106,572)
 STADIUM SURFACE Natural Grass
 PRESIDENT Dr. Neeli Bendapudi
 V.P. FOR INTERCOLLEGIATE ATHLETICS Dr. Patrick Kraft
 HEAD COACH James Franklin (10th Season)
 FOOTBALL OFFICE 814-865-0412
 TICKET OFFICE 1-800-NITTANY

FOOTBALL HISTORY

FIRST YEAR 1887
 ALL-TIME RECORD (135th Season) 924-406-42 (.689)
 7th in victories
 ALL-TIME BIG TEN RECORD (29th Season) 156-92 (.629)
 ALL-TIME BOWL RECORD 31-19-2 (.615)
 T-4th in bowl victories
 YEARS IN POSTSEASON PLAY 52
 10th in bowl appearances
 BEAVER STADIUM RECORD 313-80 (.796)

ASSISTANT COACHES

MANNY DIAZ Florida State; 1995
 Defensive Coordinator/Linebackers (2nd Season)
 MIKE YURCICH California (Pa.); 1999
 Offensive Coordinator/Quarterbacks (3rd Season)
 STACY COLLINS Western Oregon; 1995
 Special Teams Coordinator/Outside Linebacker/Nickels (2nd Season)
 TY HOWLE Penn State; 2013
 Co-Offensive Coordinator/Tight Ends (3rd Season)
 ANTHONY POINDEXTER Virginia; 2009
 Co-Defensive Coordinator/Safeties (3rd Season)
 DEION BARNES Penn State; 2014
 Defensive Line (1st Season)
 JA'UAN SEIDER West Virginia; 2000
 Assistant Head Coach/
 Co-Offensive Coordinator/Running Backs (6th Season)
 TERRY M. SMITH Penn State; 1991
 Associate Head Coach/
 Defensive Recruiting Coordinator/Cornerbacks (10th Season)
 MARQUES HAGANS Virginia; 2005
 Offensive Recruiting Coordinator/Wide Receivers (1st Season)
 PHIL TRAUTWEIN Florida; 2007
 Offensive Line (4th Season)
 CHUCK LOSEY Vanderbilt; 2002
 Assistant AD for Football Performance Enhancement (10th Season)

NATIONAL POLLS

PENN STATE IN THE POLLS

Date	CFP	AP	COACHES
Preseason	-	7	7
Week 2 (9/5)	-	7	7
Week 3 (9/10)	-	7	7
Week 4 (9/17)	-	7	7
Week 5 (9/24)	-	6	7
Week 6 (10/1)	-	-	-
Week 7 (10/8)	-	-	-
Week 8 (10/15)	-	-	-
Week 9 (10/22)	-	-	-
Week 10 (10/29, 10/31)	-	-	-
Week 11 (11/5, 7)	-	-	-
Week 12 (11/12, 14)	-	-	-
Week 13 (11/19, 21)	-	-	-
Week 14 (11/26, 28)	-	-	-
Week 15 (12/3)	-	-	-

COLLEGE FOOTBALL PLAYOFF

Rankings will be issued six times in 2023, including Selection Day, Sunday, December 3. The dates were as follows:

- Tuesday, October 31 (7 p.m.)
- Tuesday, November 7 (7 p.m.)
- Tuesday, November 14 (9 p.m.)
- Tuesday, November 21 (7 p.m.)
- Tuesday, November 28 (7 p.m.)
- Sunday, December 3 - Selection Day (Noon)

For more information on rankings, the selection committee protocol and voting process, visit collegefootballplayoff.com.

ASSOCIATED PRESS (9/24)

1. Georgia (55)	4-0	1562
2. Michigan (1)	4-0	1445
3. Texas (2)	4-0	1401
4. Ohio State (1)	4-0	1370
5. Florida State (3)	4-0	1351
6. PENN STATE	4-0	1244
7. Washington (1)	4-0	1228
8. USC	4-0	1169
9. Oregon	4-0	1076
10. Utah	4-0	981
11. Notre Dame	4-1	904
12. Alabama	3-1	862
13. LSU	3-1	813
14. Oklahoma	4-0	716
15. North Carolina	4-0	659
16. Washington State	4-0	652
17. Duke	4-0	648
18. Miami	4-0	523
19. Oregon State	3-1	366
20. Ole Miss	3-1	349
21. Tennessee	3-1	260
22. Florida	3-1	235
23. Missouri	4-0	197
24. Kansas	4-0	132
25. Fresno State	4-0	64

Others receiving votes: Kansas State 57, Kentucky 41, Colorado 32, Louisville 32, UCLA 28, Maryland 20, TCU 17, Tulane 11, Syracuse 8, Wisconsin 6, Air Force 6, Clemson 5, Texas A&M 5.

USA TODAY/AFCA COACHES (9/24)

1. Georgia (61)	4-0	1592
2. Michigan	4-0	1495
3. Ohio State (2)	4-0	1414
4. Florida State	4-0	1390
5. Texas	4-0	1336
6. USC	4-0	1288
7. PENN STATE	4-0	1225
8. Washington (1)	4-0	1194
9. Oregon	4-0	1071
10. Utah	4-0	1010
11. Alabama	3-1	930
12. LSU	3-1	844
13. Notre Dame	4-1	837
14. Oklahoma	4-0	784
15. North Carolina	4-0	698
16. Duke	4-0	605
17. Washington State	4-0	555
18. Miami	4-0	485
19. Tennessee	3-1	404
20. Ole Miss	3-1	305
21. Oregon State	3-1	293
22. Missouri	4-0	140
23. Florida	3-1	134
24. Kansas	4-0	120
25. Kansas State	3-1	109

Others receiving votes: Fresno State 93, Kentucky 87, TCU 54, Maryland 39, UCLA 36, Texas A&M 36, Louisville 36, Clemson 35, Syracuse 32, Colorado 29, Air Force 24, Iowa 16, Tulane 11, Wyoming 8, Marshall 2, James Madison 2, Liberty 1, Georgia State 1.

2023 Opponents in bold

THIS DAY IN HISTORY

SEPT. 30

RECORD: 14-1
 STREAK: W, 3

Season	Site	Result
1899	H	Penn State 40, Gettysburg 0
1900	H	Penn State 12, Pitt 0
1905	H	Penn State 29, California State 0
1911	H	Penn State 57, Geneva 0
1916	H	Penn State 55, Westminster 0
1922	H	Penn State 27, William & Mary 7
1944	H	Penn State 58, Muhlenberg 13
1950	H	Penn State 34, Georgetown 14
1972	H	No. 13 Penn State 14, Iowa 10
1978	H	No. 5 Penn State 58, TCU 0
1989	A	Penn State 16, Texas 12
1995	H	Wisconsin 17, No. 6 Penn State 9
2000	H	Penn State 22, No. 22 Purdue 20
2006	H	Penn State 33, Northwestern 7
2017	H	No. 4 Penn State 45, Indiana 14

OPPONENT TRACKER

WEST VIRGINIA (SEPT. 2) Overall: 3-1 Big Ten: 1-0 This Week: at TCU (3-1) Last Week: W, 20-13, vs. Texas Tech (1-3) WVUSports.com	DELAWARE (SEPT. 9) Overall: 3-1 CAA: 2-0 This Week: Idle Last Week: W, 29-25, vs. New Hampshire (2-1) BlueHens.com	Illinois (SEPT. 16) Overall: 2-2 Big Ten: 0-1 This Week: at Purdue (1-3) Last Week: W, 23-17, vs. Florida Atlantic (1-3) FightingIllini.com
IOWA (SEPT. 23) Overall: 3-1 Big Ten: 0-1 This Week: host Michigan State (2-2) Last Week: L, 0-31, at Penn State (4-0) HawkeyeSports.com	Northwestern (SEPT. 30) Overall: 2-2 Big Ten: 1-1 This Week: host Penn State (4-0) Last Week: W, 37-34 (OT), vs. Minnesota (2-2) NUSports.com	UMASS (OCT. 14) Overall: 1-4 Independent: N/A This Week: host Arkansas State (2-2) Last Week: W, 31-34, vs. New Mexico (1-2) UMassAthletics.com
Ohio State (OCT. 21) Overall: 4-0 Big Ten: 1-0 This Week: Idle Last Week: W, 17-14, at Notre Dame (4-1) OhioStateBuckeyes.com	INDIANA (OCT. 28) Overall: 2-2 Big Ten: 0-1 This Week: at Maryland (4-0) Last Week: W, 29-27 (4OT), vs. Akron (1-3) IUHoosiers.com	Maryland (NOV. 4) Overall: 4-0 Big Ten: 1-0 This Week: host Indiana (2-2) Last Week: W, 31-9, at Michigan State (2-2) UMTerps.com
MICHIGAN (NOV. 11) Overall: 4-0 Big Ten: 1-0 This Week: at Nebraska (2-2) Last Week: W, 31-7, vs. Rutgers (3-1) MGoBlue.com	Rutgers (NOV. 18) Overall: 3-1 Big Ten: 1-1 This Week: host Wagner (2-2) Last Week: L, 7-31, at Michigan (4-0) ScarletKnights.com	MICHIGAN STATE (NOV. 24) Overall: 2-2 Big Ten: 0-1 This Week: at Iowa (3-1) Last Week: L, 9-31, vs. Maryland (3-1) MSUSpartans.com

BIG STANDINGS

EAST	BIG TEN			OVERALL			
	W-L	%		W-L	%	AP	USA
PENN STATE	2-0	1.000		4-0	1.000	1-0	1-0
Maryland	1-0	1.000		4-0	1.000	0-0	0-0
Michigan	1-0	1.000		4-0	1.000	0-0	0-0
Ohio State	1-0	1.000		4-0	1.000	1-0	1-0
Rutgers	1-1	.500		3-1	.750	0-1	0-1
Michigan State	0-1	.000		2-2	.500	0-1	0-1
Indiana	0-1	.000		2-2	.500	0-1	0-1

WEST	BIG TEN			OVERALL			
	W-L	%		W-L	%	AP	USA
Wisconsin	1-0	1.000		3-1	.750	0-0	0-0
Minnesota	1-1	.500		2-2	.500	0-1	0-1
Northwestern	1-1	.500		2-2	.500	0-0	0-0
Iowa	0-1	.000		3-1	.750	0-1	0-1
Illinois	0-1	.000		2-2	.333	0-1	0-1
Nebraska	0-1	.000		2-2	.500	0-1	0-1
Purdue	0-1	.000		1-3	.250	0-0	0-0

BIG TEN SCHEDULE (All Times Eastern)

Saturday, September 30
Penn State at Northwestern*, noon (BTN)
 Louisiana at Minnesota, noon (BTN)
 Indiana at Maryland*, 3:30 p.m. (BTN)
 Illinois at Purdue*, 3:30 p.m. (Peacock)
 Wagner at Rutgers, 3:30 p.m. (BTN)
 Michigan at Nebraska*, 3:30 p.m. (FOX)
 Michigan State at Iowa*, 7:30 p.m. (NBC)
 Idle: Ohio State, Wisconsin

* - Big Ten Game

PENN STATE MEDIA SERVICES

FOOTBALL CONTACTS

Greg Kincaid (Primary) Cell: 814-753-2910 Kris Petersen (James Franklin) Cell: 814-883-4581 Paul Marboe Cell: 814-777-7604 Matt Rudisill Cell: 610-844-7310	E-mail: grk5016@psu.edu Twitter: @GoPSUGreg E-mail: kap18@psu.edu Twitter: @GoPSUKris E-mail: prm5118@psu.edu Twitter: @pmarboe33 E-mail: mpr5529@psu.edu Twitter: @mrudy26	Senior Assoc. AD for Communications/Content/Branding: Kris Petersen Asst. AD for Football Communications: Greg Kincaid Associate Directors: John Hanna, Chelsea Vielhauer Assistant Directors: Julia Beretta, Pat Donghia, Aaron Gaberman, Matt Jackson, Paul Marboe, Matt McCann, Matt Rudisill, Nick Whitley Admin. Assistant: Cristin Guiher Strategic Communications Office: 814-865-1757 Website: GoPSUsports.com Address: 101D Bryce Jordan Center, University Park, Pa., 16802
--	--	--

WEEKLY SCHEDULE

SUNDAY: 9 a.m. - Updated stats available at GoPSUsports.com. MONDAY: 1 p.m. - Game Notes available at GoPSUsports.com. TUESDAY: 12:30 p.m. - Penn State Weekly Press Conference James Franklin available for questions in-person w/zoom. TUESDAY-WEDNESDAY: 9 a.m. - 2 p.m. - Player Interviews Selected players available for interviews via Zoom. For information, please contact Greg Kincaid in PSU Strategic Communications.	WEDNESDAY: Times TBA - Practice Availability Media can watch select periods of practice. James Franklin and select players will be available post-practice. THURSDAY: 11:45 a.m. - Assistant Coach Availability via Zoom. 6:05 p.m. - "The Penn State Coaches Show Featuring James Franklin Presented by Pepsi" at The Field and broadcast live on the Penn State Sports Network and LionVision on GoPSUsports.com. SATURDAY: Postgame: James Franklin and selected players will be available immediately following the game. Video/audio of Franklin's press conference will be available via Penn State Football Media Central.
--	--

PENN STATE MEDIA CENTRAL

Notes, Flip Cards, Press Conference Video/Audio, etc. can be found by going to gopsusports.com/fbmedia.

For more stats/info, follow @PennStFBComms on Twitter.

BIG TEN MEDIA SERVICES

BIG TEN CONFERENCE RELEASE/STATISTICS: The Big Ten Conference football release, with standings and statistics, is available at www.bigten.org.

BIG TEN PLAYERS OF THE WEEK: The Big Ten Conference will be announcing Players of the Week every Monday during the season.

COLLEGE PRESS BOX.COM

collegepressbox is the official media website for Division I football. Access and download game notes, quotes, statistics, media guides, headshots, logos and more for all FBS schools, conferences, postseason games, awards and the College Football Playoff. For access, please register for an account at collegepressbox.com/register.

MONDAY	TUESDAY	WEDNESDAY	THURSDAY	FRIDAY	SATURDAY	SUNDAY
Game Notes Available by 1 p.m. on GoPSUsports.com	James Franklin Press Conference 12:30 p.m. (ET) Player Zoom Conferences	Practice Availability & James Franklin & Players Post Practice Player Zoom Conferences	Assistant Coach Zoom Conference The Penn State Coaches Show Presented by Pepsi 6:05 p.m. GoPSUsports.com Penn State Sports Network	No Coach/Player Availability	at Northwestern noon BTN/ Penn State Sports Network Memorial Stadium	Updated Statistics Available 9 a.m. GoPSUsports.com



FRANKLIN FILE

Born: February 2, 1972
Hometown: Langhorne, Pa.
Wife: Fumi
Daughters: Shola & Addison

Education:
 Neshaminy High School, 1990
 East Stroudsburg, 1995; B.S. in Psychology
 Washington State, 1999; M.A. in Educational Leadership

Playing Career:
 East Stroudsburg; Quarterback, 1991-94

Coaching Experience

2014-pres.	Head Coach	Penn State
2011-13	Head Coach	Vanderbilt
2008-10	Asst HC/Off. Coord./QBs	Maryland
2006-07	Off. Coord./QBs	Kansas State
2005	Wide Receivers	Green Bay Packers
2000-04	Recruiting Coord./WRs	Maryland
1999	Wide Receivers	Idaho State
1998	Grad. Asst./Tight Ends	Washington State
1997	Wide Receivers	James Madison
1996	Grad. Asst./Secondary	East Stroudsburg
1995	Wide Receivers	Kutztown

CAREER RECORD

VANDERBILT

Year	Overall	Conf.	Final AP; Notes
2011	6-7	2-6	Liberty Bowl (L)
2012	9-4	4-4	No. 23; Music City Bowl (W)
2013	9-4	5-3	No. 20; BBVA Compass Bowl (W)
3 yrs	24-15	11-13	

PENN STATE

Year	Overall	Conf.	Final AP; Notes
2014	7-6	2-6	PinStripe Bowl (W, OT)
2015	7-6	4-4	TaxSlayer Bowl (L)
2016	11-3	8-1	No. 7; Big Ten Champs, Rose Bowl (L)
2017	11-2	7-2	No. 8; Fiesta Bowl (W)
2018	9-4	6-3	No. 17; Citrus Bowl (L)
2019	11-2	7-2	No. 9; Cotton Bowl (W)
2020	4-5	4-5	
2021	7-6	4-5	Outback Bowl (L)
2022	11-2	7-2	Rose Bowl (W)
2023	4-0	2-0	
10 yrs	82-36	51-30	

CAREER

	Overall	Conf.	Bowls
13 yrs	106-51	62-43	Won 6, Lost 5

HEAD COACH JAMES FRANKLIN

CAREER AT A GLANCE

- Franklin was named the 16th head football coach in the storied history of the Nittany Lion program on January 11, 2014.
- He is one of six current FBS head coaches to lead his teams to a bowl game in each of his first nine seasons as a head coach and one of six to do so in 11 of their first 12 seasons.
- Franklin is one of four current Big Ten coaches (Ryan Day, Kirk Ferentz, Jim Harbaugh) to have won a Big Ten Championship and became the first African American head coach to win a Big Ten title after Penn State's 2016 victory.
- He joins Mack Brown (UNC), Jimbo Fisher (Texas A&M), Nick Saban (Alabama), Kirby Smart (Georgia) and Dabo Swinney (Clemson) as the only active coaches in college football to have won at least three New Year's Six or College Football Playoff games in their career.
- Franklin has led his teams to four Top 10 finishes (4 at Penn State) and seven Top 25 finishes (2 at Vanderbilt; 5 at Penn State).
- In the last seven seasons under Franklin, Penn State is one of six teams to rank in the top 12 of the CFP final rankings at least five times, joining Alabama, Clemson, Georgia, Ohio State and Oklahoma.
- From 2016-19, Franklin led the Nittany Lions to three New Year's Six bowls - 2016 (Rose), 2017 (Fiesta) and 2019 (Cotton), making Penn State one of eight teams to accomplish the feat during the four-year span. Penn State last went to three New Year's Six bowls in four years in 1980-83 (1980 Fiesta, 1982 Fiesta, 1983 Sugar).
- Franklin guided Penn State to back-to-back New Year's Six bowls in 2016 (Rose) and 2017 (Fiesta) for the first time since 1985 (Orange) and 1986 (Fiesta).
- From 2016-19, Franklin led Penn State to 42 wins, the most in program history for the Big Ten era, and 28 league wins, a program record.
- Franklin has 28 years of coaching experience at the collegiate and NFL level.
- In his first 12 years as a head coach, Franklin mentored 90 players who have gone on to the NFL ranks.
- Franklin is first all-time in total wins and winning percentage by an FBS African American head coach (minimum 80 wins).

NITTANY LIONS ON THE FIELD

- Penn State defeated No. 8/7/10 Utah, 35-21, in the 109th Rose Bowl Game to cap off the **2022** season. The Nittany Lions reached the 11-win plateau for the 19th time in program history.
- Penn State earned a New Year's Day bowl berth against Arkansas in the Outback Bowl in **2021**. With wins over No. 12/15 Wisconsin and No. 22/20 Auburn, Penn State tallied two wins over ranked teams within the first three games of the season for the first time in program history.
- In **2020**, with the emergence of young skill players on offense, true freshmen accounted for 1,486 of Penn State's 3,873 total yards (38 percent), marking a school record for most combined scrimmage yards by true freshmen in a single season.
- Penn State earned its third 11-win season in four years with an 11-2 record in **2019**, including a win over No. 17 Memphis in the Goodyear Cotton Bowl Classic. The Nittany Lions posted their fourth-straight top 12 finish in the final CFP rankings, coming in 10th, and were ranked ninth in the final Associated Press and Amway Coaches polls to earn their 25th AP Top 10 finish. Franklin was a finalist for the Paul "Bear" Bryant National Coach of the Year award for the second time at Penn State (2016) and third time in his head coaching career.
- In **2018**, the Nittany Lions posted their third-straight season with at least nine wins with a 9-4 overall record, earning a berth in the VRBO Citrus Bowl. Penn State finished No. 12 in the final CFP rankings and No. 17 in the Associated Press and Amway Coaches polls.
- Penn State climbed as high as No. 2 in the rankings in **2017** and appeared in a second-straight New Year's Six bowl, earning a 35-28 win over No. 11 Washington in the PlayStation Fiesta Bowl. At 11-2, the Nittany Lions earned back-to-back 11-win seasons for the fifth time in program history and first time since 2008 and 2009. Penn State finished the season No. 8 in the Associated Press and Amway Coaches polls and No. 9 in the final CFP rankings.
- Penn State surged in **2016**, winning nine consecutive games en route to the Big Ten Championship, a Rose Bowl berth and an 11-3 overall record. Penn State finished the season ranked No. 5 in the College Football Playoff rankings and No. 7 in the Associated Press and Amway Coaches polls. It was Penn State's highest finish in the polls since 2005. The Lions claimed their fourth overall Big Ten Championship and first outright title since 1994 with a thrilling, 38-31 comeback win over Wisconsin in the Big Ten Championship Game. Franklin was honored as Sporting News National Coach of the Year and the Woody Hayes National Coach of the Year, as well as the Dave McLain Big Ten Coach of the Year and Associated Press Big Ten Coach of the Year.
- Franklin guided the Nittany Lions to a 7-6 record in **2015** and a berth in the TaxSlayer Bowl.
- Franklin's first season in **2014** was bookended with a pair of thrilling victories for the Nittany Lions. It began with a final-play 26-24 victory over UCF in Dublin, Ireland, in Penn State's first-ever international game and ended with a comeback, a 31-30 overtime win over Boston College in the New Era PinStripe Bowl in Yankee Stadium. Franklin became just the third Penn State coach to lead the team to at least seven wins in his first season, joining Dick Harlow (1915) and Bill O'Brien (2012), and he guided the Nittany Lions to a 4-0 start, joining Harlow as the only first-year Penn State coaches to win their initial four games.

NITTANY LIONS IN THE CLASSROOM

- The Nittany Lions posted their first 1,000 single-year APR in program history in 2018-19, topping the previous high of 993 in 2014-15.
- Sean Clifford (2021) and Trace McSorley (2018) were selected as a National Football Foundation (NFF) Scholar-Athletes and finalists for the Campbell Trophy, known as the "Academic Heisman." They are the 18th and 19th Nittany Lions to be selected as an NFF Scholar-Athlete.
- In 2019, punter Blake Gillikin took home CoSIDA Academic All-America® first-team honors for the second-straight year to become the 12th two-time first-team selection in Penn State history. He graduated with a perfect 4.0 grade-point average in May.
- Gillikin's two first-team CoSIDA Academic All-America honors increase Penn State football's total to 67 honorees, which ranks second in Division I football history (FBS and FCS).
- Tyler Yazujan collected a berth on the CoSIDA Academic All-America® first team in 2016 after an appearance on the second team in 2015.
- A program-record 10 Nittany Lions were named 2020-21 Big Ten Distinguished Scholars, besting the previous mark of nine set a year earlier.

NITTANY LIONS IN THE COMMUNITY

- The Nittany Lions are active in the community, participating in activities such as Uplifting Athletes, THON, Pennsylvania Special Olympics Summer Games, State College Area Food Bank and Penn State Hershey Children's Hospital visits.
- On June 15, 2020, Franklin was named to the Big Ten Anti-Hate and Anti-Racism Coalition.
- As part of the Cotton Bowl festivities in 2019, Franklin and his family made a \$10,000 financial commitment to the Dallas Children's Hospital.
- In August 2019, Franklin was named a Penn State University Renaissance Fund honoree, which awards outstanding community members for helping students in need.

BOWL GAMES AS A COACH

As a Head Coach:

- 2023 Rose Bowl PSU . . . W . . . 35-21
- 2022 Outback Bowl PSU . . . L . . . 24-10
- 2019 Cotton Bowl PSU . . . W . . . 53-39
- 2019 Citrus Bowl PSU . . . L . . . 27-24
- 2017 Fiesta Bowl PSU . . . W . . . 35-28
- 2017 Rose Bowl PSU . . . L . . . 52-49
- 2016 TaxSlayer Bowl PSU . . . L . . . 24-17
- 2014 Pinstripe Bowl PSU . . . W . . . 31-30 (OT)
- 2014 BBVA Compass Bowl VU . . . W . . . 41-24
- 2012 Music City Bowl VU . . . W . . . 38-24
- 2011 Liberty Bowl VU . . . L . . . 31-24

As an Assistant Coach:

- 2010 Military Bowl UMD . . . W . . . 51-20
- 2008 Humanitarian Bowl UMD . . . W . . . 42-35
- 2006 Texas Bowl KSU . . . L . . . 37-10
- 2002 Orange Bowl UMD . . . L . . . 56-23
- 2004 Gator Bowl UMD . . . W . . . 41-7
- 2002 Peach Bowl UMD . . . W . . . 30-3

COACHING HONORS

- 2019 Paul "Bear" Bryant Coach of the Year Finalist
- 2016 Sporting News National Coach of the Year
- Woody Hayes National Coach of the Year
- Maxwell Club Tri-State Coach of the Year
- College Sports Madness National Coach of the Year
- Eddie Robinson Coach of the Year Finalist
- Paul "Bear" Bryant Coach of the Year Finalist
- Associated Press Coach of the Year Finalist
- George Munger College Coach of the Year Semifinalist
- Big Ten Dave McClain Coach of the Year (media vote)
- Associated Press Big Ten Coach of the Year
- Athlon Sports Big Ten Coach of the Year
- ECAC Division I FBS Coach of the Year
- The Dodd Trophy Coach of the Week. (Oct. 24)
- 2012 Paul "Bear" Bryant Coach of the Year Finalist

ALL-AMERICANS AS A HEAD COACH

- | | | | |
|------|--|------|--|
| 2022 | Olumuyiwa Fashanu 2nd Team | 2017 | Saquon Barkley . . . 1st Team (Consensus) |
| | Kalen King 2nd Team | | Mike Gesicki 2nd Team |
| | Joey Porter Jr. 2nd Team | 2016 | Saquon Barkley 3rd Team |
| 2021 | Jaquan Brisker 2nd Team | 2015 | Carl Nassib 1st Team (Consensus) |
| | Arnold Ebiketie 2nd Team | 2014 | Mike Hull 2nd Team |
| | Jordan Stout 2nd Team | 2013 | Jordan Matthews 1st Team |
| | Jahan Dotson 3rd Team | 2012 | Jordan Matthews 3rd Team |
| 2019 | Micah Parsons . . . 1st Team (Consensus) | 2011 | Casey Hayward 2nd Team |
| | Pat Freiermuth 2nd Team | | |

AWARD WINNERS AS A HEAD COACH

- 2023 Chris Stoll Patrick Mannelly Award
- 2022 Nicholas Singleton Thompson-Randle El Big Ten Freshman of the Year
- 2021 Jordan Stout Eddleman-Fields Big Ten Punter of the Year
- 2020 Pat Freiermuth Kwalick-Clark Big Ten Tight End of the Year
- 2019 Micah Parsons Butkus-Fitzgerald Big Ten Linebacker of the Year
- 2017 Saquon Barkley Paul Hornung Award Winner
- Graham-George Big Ten Offensive Player of the Year
- Ameche-Dayne Big Ten Running Back of the Year
- Rodgers-Dwight Big Ten Return Specialist of the Year
- Chicago Tribune Silver Football Award
- Brandon Smith Allstate AFCA Good Works Team
- 2016 Saquon Barkley Graham-George Big Ten Offensive Player of the Year
- Ameche-Dayne Big Ten Running Back of the Year
- Chicago Tribune Silver Football Award
- Tyler Davis Vlade Award
- 2015 Carl Nassib Rotary Lombardi Award
- Ted Hendricks Award
- Lott IMPACT Award
- CBS Sports National Defensive Player of the Year
- Nagurski-Woodson Big Ten Defensive Player of the Year
- Ben Kline Allstate AFCA Good Works Teams
- 2014 Mike Hull Butkus-Fitzgerald Big Ten Linebacker of the Year

NFL DRAFT PICKS

- As a Head Coach:**
- | | | | | | |
|------|--------------------------------|-------------------|--|-------------------------------|---------------------|
| 2023 | Joey Porter Jr. 2 | 32 . . . Steelers | 2017 | Zach Cunningham (V) . . . 2 | 57 . . . Texans |
| | Brenton Strange 2 | 61 . . . Jaguars | | Chris Godwin 3 | 84 . . . Buccaneers |
| | Juice Scruggs 2 | 62 . . . Texans | | Will Holden (V) 5 | 157 . . Cardinals |
| | Ji'Ayir Brown 3 | 87 . . . 49ers | 2016 | Austin Johnson 2 | 43 . . . Titans |
| | Sean Clifford 5 | 149 . . Packers | | Christian Hackenberg . . . 2 | 51 . . . Jets |
| | Parker Washington 6 | 185 . . Jaguars | | Carl Nassib 2 | 65 . . . Browns |
| 2022 | Jahan Dotson 1 | 16 . . Commanders | | Anthony Zettel 6 | 202 . . Lions |
| | Arnold Ebiketie 2 | 38 . . . Falcons | | Jordan Lucas 6 | 204 . . Dolphins |
| | Jaquan Brisker 2 | 48 . . . Bears | | Stephen Weatherly (V) . . . 7 | 227 . . Vikings |
| | Brandon Smith 4 | 120 . . Panthers | 2015 | Donovan Smith 2 | 34 . . Buccaneers |
| | Jordan Stout 4 | 130 . . Ravens | | Adrian Amos 5 | 142 . . Bears |
| | Tariq Castro-Fields 6 | 221 . . 49ers | | Jesse James 5 | 160 . . Steelers |
| | Rasheed Walker 7 | 249 . . Packers | 2014 | Jordan Matthews 2 | 42 . . . Eagles |
| | Jesse Luketa 7 | 256 . . Cardinals | | Wesley Johnson 5 | 173 . . Steelers |
| 2021 | Micah Parsons 1 | 12 . . Cowboys | | Andre Hal 7 | 216 . . Texans |
| | Odafé "Jayson" Oweh 1 | 31 . . Ravens | 2013 | Zac Stacy 5 | 160 . . Rams |
| | Pat Freiermuth 2 | 55 . . Steelers | | Ryan Seymour 7 | 220 . . Seahawks |
| | Shaka Toney 7 | 246 . . WFT | 2012 | Casey Hayward 2 | 62 . . Packers |
| | Michal Menet 7 | 247 . . Cardinals | | Tim Fugger 7 | 214 . . Colts |
| | Will Fries 7 | 248 . . Colts | (V) - Indicates Franklin coached NFL Draft pick while at Vanderbilt. | | |
| 2020 | Yetur Gross-Matos 2 | 38 . . Panthers | | | |
| | KJ Hamler 2 | 46 . . Broncos | | | |
| | John Reid 4 | 141 . . Texans | | | |
| | Cam Brown 6 | 183 . . Giants | | | |
| | Robert Windsor 6 | 193 . . Colts | | | |
| 2019 | Miles Sanders 2 | 53 . . Eagles | | | |
| | Connor McGovern 3 | 90 . . Cowboys | | | |
| | Shareef Miller 4 | 138 . . Eagles | | | |
| | Amani Oruwariye 5 | 146 . . Lions | | | |
| | Trace McSorley 6 | 197 . . Ravens | | | |
| | Nick Scott 7 | 243 . . Rams | | | |
| 2018 | Saquon Barkley 1 | 2 . . Giants | | | |
| | Mike Gesicki 2 | 42 . . Dolphins | | | |
| | Oren Burks (V) 3 | 88 . . Packers | | | |
| | Troy Apke 4 | 109 . Redskins | | | |
| | DaeSean Hamilton 4 | 113 . Broncos | | | |
| | Marcus Allen 5 | 148 . Steelers | | | |
| | Christian Campbell 6 | 182 . Cardinals | | | |

As an Assistant Coach:

- 2011 Torrey Smith 2
- 58 . . Ravens
- Da'Rel Scott 7
- 211 . . Giants
- 2010 Bruce Campbell 4
- 106 . . Raiders
- 2009 Darrius Heyward-Bey . . . 1
- 7 . . Raiders
- Josh Freeman 1
- 170 . Buccaneers
- Jaimie Thomas 7
- 236 . . Colts
- Dan Gronkowski 7
- 255 . . Lions
- 2008 Jordy Nelson 2
- 36 . . Packers
- 2007 Yamon Figurs 3
- 74 . . Ravens
- Thomas Clayton 6
- 186 . . 49ers

ALL-CONFERENCE SELECTIONS AS A HEAD COACH

- | | | | | | | |
|------|-------------------------------------|--------------------------------|----------------------------------|-------------------------------|---------------------------------|-------------------------------|
| 2022 | Joey Porter Jr. 1st | Jordan Stout 1st (P) | Tariq Castro-Fields HM | Trace McSorley 2nd | Christian Campbell HM | DaeSean Hamilton HM |
| | Abdul Carter 2nd | Ellis Brooks 2nd | PJ Mustipher HM | Miles Sanders 2nd | Curtis Cothran HM | Trevor Williams HM |
| | PJ Mustipher 2nd | PJ Mustipher 2nd | Antonio Shelton HM | Ryan Bates 3rd | Parker Cothren HM | |
| | Olumuyiwa Fashanu 2nd | Ji'Ayir Brown 3rd | Brandon Smith HM | Connor McGovern 3rd | Grant Haley HM | 2014 |
| | Nicholas Singleton 2nd (RS) | Jesse Luketa 3rd | | Shareef Miller 3rd | Juwan Johnson HM | Mike Hull 1st |
| | | 3rd (RB) | | Pat Freiermuth HM | | Anthony Zettel 1st |
| | Ji'Ayir Brown 3rd | Joey Porter Jr. 3rd | 2019 | Steven Gonzalez 2nd | | Sam Ficken 2nd |
| | Adisa Isaac 3rd | Brandon Smith 3rd | | KJ Hamler 2nd (WR) | | DaeSean Hamilton 2nd |
| | Kalen King 3rd | Rasheed Walker 3rd | | HM (RS) | | Adrian Amos HM |
| | Juice Scruggs 3rd | Sean Clifford HM | | Micah Parsons HM | | Deion Barnes HM |
| | Brenton Strange 3rd | Sean Clifford HM | | John Reid HM | | Jesse James HM |
| | Barney Amor HM | Curtis Jacobs HM | | Nick Scott HM | | Austin Johnson HM |
| | Sean Clifford HM | Mike Miranda HM | | Garrett Taylor HM | | Jordan Lucas HM |
| | Johnny Dixon HM | Juice Scruggs HM | | Robert Windsor 3rd | | Angelo Mangiro HM |
| | Bryce Effner HM | Brenton Strange HM | | Journey Brown HM | | Trevor Williams HM |
| | Curtis Jacobs HM | | | Sean Clifford HM | | |
| | Hunter Nourzad HM | 2020 | | Will Fries HM | | 2013 |
| | Jake Pinegar HM | Pat Freiermuth 1st | | Blake Gillikin HM | | Kenny Ladler 1st |
| | Chop Robinson HM | Jayson Oweh 1st | | Michal Menet HM | | Jordan Matthews 1st |
| | Nick Tarburton HM | Shaka Toney 1st | | Jan Johnson HM | | Andre Hal 2nd |
| | Parker Washington HM | Will Fries 2nd | | Jake Pinegar HM | | Wesley Johnson 2nd |
| | Sal Wormley HM | Mike Miranda 2nd | | John Reid HM | | |
| | | Mike Miranda 2nd | | Garrett Taylor HM | | 2012 |
| 2021 | Jaquan Brisker 1st | Jaquan Brisker 3rd | | Lamont Wade HM | | Jordan Matthews 1st |
| | Jahan Dotson 1st (WR) | Jahan Dotson 3rd (WR) | | | | Richard Kent 2nd |
| | HM (RS) | HM (RS) | | | | Zac Stacy 2nd |
| | Arnold Ebiketie 1st | Michal Menet 3rd | | | | |
| | | Joey Porter Jr. 3rd | | | | 2011 |
| | | Rasheed Walker 3rd | | | | Tim Fugger 2nd |
| | | Lamont Wade 3rd | | | | Casey Hayward 2nd |
| | | | | | | Zac Stacy 2nd |
| | | | | | | |

HM - honorable mention

PENN STATE

Total Offense Highs

673.....Idaho, 2019
643.....Kent State, 2018
619.....at Maryland, 2017
609.....Nebraska, 2019
599.....Iowa, 2016
591.....at Illinois, 2018
580.....Illinois, 2020
579.....at Iowa, 2017
572.....Ohio, 2022
569.....Akron, 2017

Total Offense Lows

180.....at Temple, 2015
186.....at Michigan, 2018
191.....at Michigan, 2016
207.....Michigan, 2015
214.....at Michigan, 2014
219.....Maryland, 2014
227.....at Ohio State, 2019
227.....Illinois, 2021
233.....Michigan State, 2014
240.....Ohio State, 2014

First Down Highs

35.....Idaho, 2019
34.....Delaware, 2023
32.....Nebraska, 2017
32.....Ball State, 2021
31.....at Illinois, 2018
30.....at Maryland, 2019
30.....Maryland, 2020
30.....at Nebraska, 2020
29.....at Iowa, 2017
28.....Maryland, 2016
28.....at Maryland, 2017
28.....Maryland, 2018
28.....Illinois, 2020
28.....Iowa, 2023

First Down Lows

9.....at Temple, 2015
10.....at Michigan, 2022
11.....at Michigan, 2018
11.....at Wisconsin, 2021
12.....Army, 2015
12.....at Michigan, 2016
13.....Ohio State, 2016
14.....Northwestern, 2014
14.....at Ohio State, 2015
14.....Michigan, 2015
14.....Pittsburgh, 2017
14.....Michigan State, 2018
14.....Buffalo, 2019
14.....Michigan, 2019
14.....Illinois, 2021

Rushing Yardage Highs

396.....vs. Memphis, 2019
387.....at Illinois, 2018
372.....Maryland, 2016
359.....Iowa, 2016
340.....at Rutgers, 2016
331.....Idaho, 2019
330.....Rutgers, 2015
315.....Delaware, 2023
310.....Maryland, 2018
297.....Kent State, 2018

Rushing Yardage Lows

16.....Ohio State, 2014
33.....at Ohio State, 2021
38.....Michigan State, 2014
39.....Indiana, 2017
42.....Maryland, 2014
44.....Ohio State, 2020
48.....at Maryland, 2015
50.....Northwestern, 2014
50.....at Wisconsin, 2021
51.....vs. Wisconsin, 2016

Rushing Attempts Highs

62.....Maryland, 2016
60.....Delaware, 2023
58.....Northwestern, 2022
57.....at Rutgers, 2020
57.....Iowa, 2023
53.....Iowa, 2019
53.....vs. Memphis, 2019
53.....Illinois, 2020
52.....Iowa, 2016
52.....at Indiana, 2020
52.....at Nebraska, 2020

Rushing Attempts Lows

18.....at Wisconsin, 2021
22.....Michigan State, 2014
22.....Michigan, 2015
22.....at Michigan, 2022
24.....Pittsburgh, 2017
24.....Georgia State, 2017
24.....Buffalo, 2019
25.....Northwestern, 2014
26.....Michigan State, 2021
27.....at Temple, 2015
27.....Ohio State, 2020

Passing Yardage Highs

454.....vs. UCF, 2014
429.....Villanova, 2021
421.....at Maryland, 2019
401.....at Michigan State, 2017
394.....at Ohio State, 2021
386.....Michigan State, 2016
384.....vs. Wisconsin, 2016
371.....vs. Boston College, 2014
371.....Ohio State, 2022
363.....at Maryland, 2021

Passing Yardage Lows

81.....vs. Rutgers, 2019
93.....at Illinois, 2014
103.....at Temple, 2015
112.....at Temple, 2014
118.....at Michigan, 2018
120.....at Ohio State, 2015
121.....at Michigan, 2016
128.....Buffalo, 2015
128.....at Ohio State, 2019
133.....at Rutgers, 2020
133.....vs. Memphis, 2019

Passing Attempt Highs

57.....Maryland, 2020
52.....at Ohio State, 2021
50.....Ohio State, 2014
50.....vs. Boston College, 2014
48.....at Iowa, 2017
48.....at Michigan State, 2017
47.....vs. UCF, 2014
47.....at Michigan State, 2015
47.....at Maryland, 2021
47.....Ohio State, 2022

Passing Attempt Lows

13.....at Ohio State, 2015
15.....vs. Rutgers, 2019
16.....at Illinois, 2014
17.....at Michigan, 2018
18.....Iowa, 2016
19.....Rutgers, 2015
19.....Army, 2015
19.....Maryland, 2016
20.....at Illinois, 2018
20.....vs. Memphis, 2019
20.....Northwestern, 2022

Passing Completion Highs

35.....at Ohio State, 2021
34.....vs. Boston College, 2014
32.....vs. UCF, 2014
32.....vs. Washington, 2014
32.....Ohio State, 2022
31.....Ohio State, 2014
31.....at Rutgers, 2016
31.....Ohio, 2022
29.....at Northwestern, 2017
29.....at Maryland, 2019
29.....Auburn, 2021

Passing Completion Lows

7.....at Ohio State, 2015
8.....at Illinois, 2014
8.....Ohio State, 2016
8.....at Michigan, 2018
8.....vs. Rutgers, 2019
10.....Rutgers, 2015
10.....Army, 2015
10.....Maryland, 2016
10.....Northwestern, 2022
11.....at Temple, 2015
11.....Iowa, 2016
11.....Indiana, 2019
11.....vs. Memphis, 2019

Scoring Highs

79.....Idaho, 2019
66.....at Maryland, 2017
63.....Kent State, 2018
63.....at Illinois, 2018
63.....Delaware, 2023
62.....Purdue, 2016
59.....at Maryland, 2019
56.....Georgia State, 2017
56.....Nebraska, 2017
56.....Illinois, 2020

Scoring Lows

6.....Northwestern, 2014
7.....at Michigan, 2018
10.....Michigan State, 2014
10.....at Temple, 2015
10.....at Ohio State, 2015
10.....at Michigan, 2016
10.....vs. Arkansas, 2021
13.....at Rutgers, 2014
13.....at Michigan, 2014
13.....at Indiana, 2014

Total Offense Highs

575.....vs. USC, 2016
563.....at Michigan, 2022
554.....at Indiana, 2018
542.....vs. Memphis, 2019
529.....at Ohio State, 2017
526.....Ohio State, 2020
515.....at Rutgers, 2016
474.....at Michigan State, 2017
469.....Minnesota, 2016
466.....at Ohio State, 2021
466.....vs. Maryland, 2015
466.....Nebraska, 2017

Total Offense Lows

76.....Iowa, 2023
87.....at Rutgers, 2016
104.....Purdue, 2019
128.....at Maryland, 2019
134.....Maryland, 2022
140.....Delaware, 2023
145.....Idaho, 2019
159.....Akron, 2017
160.....Rutgers, 2021
167.....Illinois, 2015
167.....at Rutgers, 2022

First Down Highs

33.....vs. USC, 2016
32.....at Indiana, 2018
31.....Minnesota, 2016
29.....at Wisconsin, 2021
29.....at Maryland, 2021
28.....at Michigan, 2022
27.....at Michigan, 2017
27.....at Ohio State, 2019
27.....vs. Memphis, 2019
26.....Michigan State, 2016
26.....at Illinois, 2018
26.....Michigan, 2019
26.....Illinois, 2021
26.....at Purdue, 2022

First Down Lows

4.....Iowa, 2023
5.....at Rutgers, 2016
5.....Idaho, 2019
5.....Delaware, 2023
8.....Temple, 2014
8.....Purdue, 2019
9.....at Rutgers, 2022
10.....Rutgers, 2017
10.....at Maryland, 2019
10.....Rutgers, 2021

Rushing Yardage Highs

418.....at Michigan, 2022
357.....Illinois, 2021
353.....vs. Arkansas, 2021
341.....at Pitt, 2016
326.....at Michigan, 2016
315.....at Ohio State, 2015
285.....vs. Boston College, 2014
261.....Army, 2015
259.....at Michigan, 2018
245.....at Pittsburgh, 2018
245.....at Illinois, 2018

Rushing Yardage Lows

-19.....Purdue, 2019
3.....UMass, 2014
4.....Idaho, 2019
20.....Iowa, 2023
24.....vs. UCF, 2014
24.....Pittsburgh, 2019
25.....Michigan State, 2022
30.....Iowa, 2016
31.....Northwestern, 2022
32.....at Rutgers, 2022
33.....Maryland, 2014

OPPONENTS

Rushing Attempts Highs

67.....Illinois, 2021
61.....at Ohio State, 2019
58.....Buffalo, 2019
58.....at Wisconsin, 2021
58.....vs. Arkansas, 2021
57.....Ohio State, 2014
56.....at Pitt, 2016
55.....Army, 2015
55.....at Rutgers, 2018
55.....at Michigan, 2022

Rushing Attempts Lows

17.....Iowa, 2023
20.....Temple, 2014
22.....at Purdue, 2022
23.....at Iowa, 2017
23.....Central Michigan, 2022
24.....Indiana, 2021
24.....Delaware, 2023
25.....Akron, 2014
25.....at Maryland, 2017
25.....Pittsburgh, 2019
25.....Michigan State, 2022

Passing Yardage Highs

479.....vs. Memphis, 2019
453.....vs. USC, 2016
400.....at Michigan State, 2017
399.....Nebraska, 2017
372.....Pittsburgh, 2019
371.....Indiana, 2019
371.....at Maryland, 2021
365.....at Purdue, 2022
354.....Ohio State, 2022
344.....at Indiana, 2016

Passing Yardage Lows

32.....Army, 2015
38.....Illinois, 2021
43.....Rutgers, 2017
46.....at Rutgers, 2018
48.....at Rutgers, 2016
55.....at Pittsburgh, 2018
56.....Iowa, 2023
58.....Delaware, 2023
60.....Wisconsin, 2018
68.....at Indiana, 2014
68.....at Maryland, 2019

Passing Attempt Highs

60.....at Purdue, 2022
58.....at Maryland, 2021
56.....at Michigan State, 2017
55.....Purdue, 2016
55.....at Indiana, 2018
54.....vs. USC, 2016
53.....Michigan State, 2018
53.....vs. Memphis, 2019
52.....Central Michigan, 2022
51.....Pittsburgh, 2019

Passing Attempt Lows

1.....Army, 2015
15.....at Pitt, 2016
15.....vs. Kentucky, 2018
16.....Maryland, 2016
16.....at Rutgers, 2018
16.....Iowa, 2023
17.....at Rutgers, 2016
17.....at Michigan, 2018
17.....Delaware, 2023
18.....at Pittsburgh, 2018

Passing Completion Highs

41.....at Maryland, 2021
36.....Purdue, 2016
35.....at Indiana, 2018
35.....Pittsburgh, 2019
33.....vs. USC, 2016
33.....at Ohio State, 2017
33.....at Michigan State, 2017
33.....vs. Memphis, 2019
31.....Indiana, 2019
30.....at Purdue, 2022

Passing Completion Lows

1.....Army, 2015
5.....at Rutgers, 2022
6.....Delaware, 2023
6.....Iowa, 2023
7.....at Rutgers, 2016
7.....Rutgers, 2017
8.....Illinois, 2020
8.....Illinois, 2021
9.....at Pittsburgh, 2018
9.....Wisconsin, 2018
9.....vs. Kentucky, 2018
9.....Minnesota, 2022

Scoring Highs

55.....at Michigan State, 2015
52.....vs. USC, 2016
49.....at Michigan, 2016
44.....Nebraska, 2017
44.....Ohio State, 2022
42.....at Pitt, 2016
42.....at Michigan, 2018
41.....Iowa, 2020
41.....at Michigan, 2022
39.....at Ohio State, 2017
39.....vs. Memphis, 2019

Scoring Lows

0.....Illinois, 2015
0.....at Rutgers, 2016
0.....Akron, 2017
0.....Georgia State, 2017
0.....at Maryland, 2019
0.....Indiana, 2021
0.....Rutgers, 2021
0.....Maryland, 2022
0.....Iowa, 2023
3.....Rutgers, 2015
3.....Akron, 2014
3.....at Maryland, 2017
3.....Maryland, 2018

SERIES NOTES

INTERIM HEAD COACH DAVID BRAUN

- Northwestern is led by interim head coach David Braun.
- Braun was named interim head coach on July 14, 2023.
- Braun is the 10th-youngest head coach in the FBS and the second-youngest in the Big Ten.
- He arrived in Evanston in January 2023 as defensive coordinator after serving as defensive coordinator at North Dakota State, helping the Bison to two FCS National Championships (2019, 2021) and earning Football Scoop FCS Coordinator of the Year honors in 2021.
- Braun is maintaining his defensive coordinator duties in 2023.
- Prior to North Dakota State, Braun served two seasons on staff at Northern Iowa (2017-18) and two seasons at UC Davis (2015-16).
- Braun played at Winona State in Minnesota and graduated in 2008.

SCOUTING THE WILDCATS

- Northwestern is 2-2 this season with wins over UTEP (38-7) and Minnesota (37-34, OT).
- In the win over Minnesota last Saturday, the Wildcats rallied from two different 21-point deficits, including down 31-10 entering the fourth quarter. Northwestern tied the game with two seconds left in regulation and won with a touchdown in overtime.
- Against Minnesota, the Wildcats totaled 492 yards, including 400 passing as Ben Bryant threw for 396 yards and four touchdowns.
- WR Bryce Kirtz hauled in 10 receptions for 215 yards and two scores.
- On offense, Northwestern ranks seventh in the Big Ten in scoring (24.0 ppg), 11th in total offense (337.8 ypg), sixth in passing offense (239.8) and 14th in rushing offense (98.0).
- Bryant has completed 59.6 percent of his passes for 804 yards, six touchdowns and three interceptions.
- Kirtz leads the Big Ten and ranks 25th in the nation averaging 91.3 receiving yards per game, while tallying 17 receptions, 274 yards and two touchdowns.
- On defense, the Wildcats sit 12th in the Big Ten in scoring (25.8 ppg), 11th in total defense (372.0), sixth in passing defense (187.5) and 14th in rushing defense (184.5).
- LB Bryce Gallagher ranks seventh in the country, and second in the Big Ten, averaging 11.0 tackles per game. He has 44 total stops.
- LB Xander Mueller leads Northwestern with four tackles for loss to go with 1.5 sacks and an interception.

TOP PERFORMANCES - PENN STATE

Rushing

Saquon Barkley	25 for 120 yds, 2 TD ('15)
Zach Zwinak	28 for 121 yds, 1 TD ('12)
Tony Hunt	28 for 137 yds, 3 TD ('06)
Larry Johnson	23 for 257 yds, 2 TD ('02)
Mike Archie	27 for 173 yds, 2 TD ('93)

Passing

Trace McSorley	25-of-34, 245 yds, 1 TD ('17)
Matt McGloin	35-of-51, 282 yds, 2 TD ('12)
Anthony Morelli	19-of-33, 288 yds ('06)
Kerry Collins	19-of-30, 278 yds, 1 TD ('93)

Receiving

Chris Godwin	8 for 104 yds ('15)
DaeSean Hamilton	6 for 100 yds ('14)
Allen Robinson	9 for 85 yds, 2 TD ('12)
Devon Smith	6 for 110 yds, 1 TD ('11)
Deon Butler	11 for 216 yds ('06)
Tony Hunt	10 for 74 yds ('04)
Bobby Engram	8 for 132 yds, 1 TD ('93)

TOP PERFORMANCES - NORTHWESTERN

Rushing

Justin Jackson	28 for 186 yds ('15)
Noah Herron	30 for 175 yds, 1 TD ('04)
Noah Herron	25 for 180 yds ('03)

Passing

Ryan Hilinski	15-of-37, 210 yds, 1 TD ('22)
Dan Persa	26-of-34, 294 yds, 1 TD ('11)
Zak Kustok	23-of-40, 298 yds ('01)
Steve Schnur	22-of-49, 278 yds, 1 TD ('96)

Receiving

Dan Vitale	7 for 113 yds ('14)
Jeremy Ebert	5 for 109 yds ('11)
Sam Simmons	7 for 168 yds, 1 TD ('01)

SERIES RECORD

Penn State holds a 15-5 record all-time in the series against the Wildcats, which dates back to Penn State's inaugural season in the Big Ten. The two teams are playing for the second-consecutive season after the Nittany Lions won 17-7 in Happy Valley in 2022.. Penn State has won eight of the last 10 matchups.

Year	Site	Result
1993	Away	Penn State, 43-21
1994	Home	Penn State, 45-17
1995	Away	Northwestern, 21-10
1996	Home	Penn State, 34-9
1997	Away	Penn State, 30-27
1998	Home	Penn State, 41-10
2001	Away	Penn State, 38-35
2002	Home	Penn State, 49-0
2003	Away	Northwestern, 17-7
2004	Home	Northwestern, 14-7
2005	Away	Penn State, 34-29
2006	Home	Penn State, 33-7
2009	Away	Penn State, 34-13
2010	Home	Penn State, 35-21
2011	Away	Penn State, 34-24
2012	Home	Penn State, 39-28
2014	Home	Northwestern, 29-6
2015	Away	Northwestern, 23-21
2017	Away	Penn State, 31-7
2022	Home	Penn State, 17-7

LAST MEETING NO. 11/12 PENN STATE OUTLASTS NORTHWESTERN IN THE RAIN, 17-7

UNIVERSITY PARK, Pa. - No. 11/12 Penn State defeated Northwestern, 17-7, in its 2022 Big Ten home-opener on a soggy day in Beaver Stadium.

The Nittany Lions' defense set the tone in the victory with five three-and-outs on Northwestern's first five possessions, a feat which has not occurred against a Big Ten opponent since 2011. The unit recovered two fumbles, grabbed an interception and forced three fourth quarter turnover-on-downs, including a fourth-and-goal stand at the 1-yard line with 11:51 left in regulation. Penn State was extremely successful in stopping the run, limiting the Wildcats to 31 yards on 28 carries. Penn State held Northwestern to zero or negative yards on 14 of 28 carries.

PJ Mustipher had a team-high eight tackles, with four solo, including the one on Northwestern quarterback Ryan Hilinski on fourth down for the goal-line stand. Ji'Ayir Brown notched the interception and a team-high five solo tackles, including one for loss.

Nicholas Singleton rushed for 87 yards and a touchdown on 21 carries, while Kaytron Allen had 86 yards on 21 attempts. Sean Clifford was 10-of-20 for 140 passing yards and a touchdown. Wide receiver Parker Washington recorded team highs of four catches and 73 receiving yards. Tight end Brenton Strange had a 20-yard touchdown reception.

Hilinski went 15-of-37 for 210 passing yards and a touchdown to pace the Wildcats. Jacob Gill had a 47-yard touchdown grab.

The Nittany Lions got on the board first with a 20-yard Brenton Strange touchdown reception with 15 seconds left in the first quarter. Penn State needed just four plays to cover 60 yards for the score. Keyvone Lee had two carries for 15 yards, and Washington notched a 13-yard reception. The drive began at the Penn State 40-yard line after Brown's interception.

Penn State doubled its lead on a 2-yard rushing touchdown from Singleton with 5:02 remaining in the first half. Singleton led a grinding seven-play, 45-yard drive in 3:47. He had five carries for 22 yards and an 11-yard reception. Lee converted a fourth-and-one with a 7-yard carry.

Northwestern got on the board with 2:10 left in the third quarter, as Gill caught a 47-yard touchdown reception. Starting from its own 18-yard line, the Wildcats used nine plays to score in 3:13.

Penn State responded with a 38-yard field goal from Jake Pinegar 31 seconds into the fourth quarter on a seven-play, 54-yard drive in 2:41. Clifford hit Washington on a 43-yard pass on the second play, the longest play of the game for the Nittany Lions. Allen followed with a 13-yard rush to put the team in field goal position.



TEAM STATISTICS

	NU	PSU
First Downs	12	21
Rushing Yards	31	220
Passing Yards	210	140
Passing (C-A-Int)	15-37-1	10-20-1
Total Offense	241	360
Plays	65	78
Fumbles (#-Lost)	3-2	4-4
Penalties (#-Yards)	2-10	7-55
Possession Time	22:32	37:28
3rd-Down Conv.	4-16	4-15
Red Zone	0-1	3-3
Touchdowns	1	2
Field goals	0	1

GAME LEADERS

* Top performers from each school based on yardage.

NORTHWESTERN

Passing

Ryan Hilinski	15-of-37, 210 yds, 1 TD/1 INT
---------------	-------------------------------

Rushing

Evan Hull	11 for 45 yds
Anthony Tyus III	2 for 6 yds

Receiving

Donny Navarro	4 for 55 yds
Malik Washington	4 for 42 yds

Tackles (U-A-Total)

Xander Mueller	8-6-14
Bryce Gallagher	6-6-12

PENN STATE

Passing

Sean Clifford	10-of-20, 140 yds, 1 TD/1 INT
---------------	-------------------------------

Rushing

Nicholas Singleton	21 for 87 yds, 1 TD
Kaytron Allen	21 for 86 yds

Receiving

Parker Washington	4 for 73 yds
Brenton Strange	1 for 20 yds, 1 TD

Tackles (U-A-Total)

PJ Mustipher	4-4-8
Ji'Ayir Brown	5-1-6

OTHER

Date	October 1, 2022
Location	University Park, Pa.
Stadium	Beaver Stadium
Attendance	105,524
Northwestern	1-4, 1-1 Big Ten
Penn State	5-1, 2-0 Big Ten

PENN STATE VS. BIG TEN

PENN STATE VS. BIG TEN

- Penn State is 45-20 in the Big Ten since 2016.
- PSU won 13 consecutive games against Big Ten opponents from 2016-17, breaking its record of 12 from 1993-94.
- Penn State owns a 239-117-3 mark against Big Ten Conference teams since the Nittany Lions first opposed Ohio State in 1912.
- The Nittany Lions began play as a member of the Big Ten Conference in 1993 and have a 155-93 mark.
- Penn State played 109 games vs. the current Big Ten alignment when either or both Penn State itself (prior to 1993) or the opponent (Nebraska prior to 2011; Maryland and Rutgers prior to 2014) was not yet a member of the Big Ten. The Nittany Lions went 80-26-3 in those games.

Opponent	Record	1st Meeting	Last Meeting
Illinois	21-6	1954	2023
Indiana	24-2	1993	2022
Iowa	18-14	1930	2023
Maryland	42-3-1	1917	2022
Michigan	10-16	1993	2022
Michigan State	18-18-1	1914	2022
Minnesota	10-6	1993	2022
Nebraska	8-10	1920	2020
Northwestern	15-5	1993	2022
Ohio State	14-24	1912	2022
Purdue	16-3-1	1951	2022
Rutgers	31-2	1918	2022
Wisconsin	11-9	1953	2021

Bold indicates 2023 opponent

WINNING THE WEST

- Penn State is 20-8 against the Big Ten West Division since it was formed in 2014.
- Penn State had a 12-game winning streak against the Big Ten West snapped at Minnesota in 2019.

Penn State vs. the Big Ten West Division (Est. 2014)

Date	Opponent	Result
Sept. 27, 2014	Northwestern	L, 6-29
Nov. 22, 2014	at Illinois	L, 14-16
Oct. 31, 2015	Illinois	W, 39-0
Nov. 7, 2015	at Northwestern	L, 21-23
Oct. 1, 2016	Minnesota	W, 29-26 (OT)
Oct. 29, 2016	at Purdue	W, 62-24
Nov. 5, 2016	Iowa	W, 41-14
Dec. 3, 2016	vs. No. 6 Wisconsin (BIG Championship)	W, 38-31
Sept. 23, 2017	at Iowa	W, 21-19
Oct. 7, 2017	at Northwestern	W, 31-7
Nov. 18, 2017	Nebraska	W, 56-44
Sept. 21, 2018	at Illinois	W, 63-24
Oct. 27, 2018	No. 18 Iowa	W, 30-24
Nov. 10, 2018	Wisconsin	W, 22-10
Oct. 5, 2019	Purdue	W, 35-7
Oct. 12, 2019	at No. 17 Iowa	W, 17-12
Nov. 9, 2019	at No. 13 Minnesota	L, 26-31
Nov. 14, 2020	at Nebraska	L, 23-30
Nov. 21, 2020	Iowa	L, 21-41
Dec. 19, 2020	Illinois	W, 56-21
Sept. 4, 2021	at No. 12 Wisconsin	W, 16-10
Oct. 9, 2021	at No. 3 Iowa	L, 20-23
Oct. 23, 2021	Illinois	L, 18-20 (9 OT)
Sept. 1, 2022	at Purdue	W, 35-31
Oct. 1, 2022	Northwestern	W, 17-7
Oct. 22, 2022	Minnesota	W, 45-17
Sept. 16, 2023	at Illinois	W, 30-13
Sept. 23, 2023	No. 24 Iowa	W, 31-0

MILESTONE WATCH

- **Drew Allar** is 253 yards shy of 1,500 career passing yards.
- **Kaytron Allen** is 96 yards shy of 1,500 career all-purpose yards.
- **Dante Cephas** is 279 yards shy of 2,500 career receiving yards.
- **Alex Felkins** is 7 extra-points shy of 100 career extra-points.
- **Adisa Isaac** is 1.5 tackles for loss shy of 20 career tackles for loss.
- **Curtis Jacobs** is 3 tackles for loss shy of 20 career tackles for loss.
- **Kalen King** is 3 passes defended shy of 30 career passes defended.
- **KeAndre Lambert-Smith** is 166 yards shy of 1,500 career receiving yards.
- **Malik McClain** is 33 yards shy of 500 career receiving yards.
- **Trey Potts** is 221 yards shy of 1,500 career rushing yards.
- **Nicholas Singleton** is 236 yards shy of 1,500 career rushing yards.

TEAM NOTES

NIITTANY LIONS FROM ILLINOIS

- SN **Tyler Duzansky** - Glen Ellyn, Ill./St. Francis Prep

NORTHWESTERN PLAYER CONNECTIONS

- Penn State redshirt sophomore WR **Liam Clifford** and Northwestern senior TE Marshall Lang both played at St. Xavier High School in Ohio.
- Penn State senior CB **Johnny Dixon** and Northwestern senior QB Ryan Hilinski both played at South Carolina from 2019-20.

NORTHWESTERN COACH CONNECTIONS

- Penn State offensive line coach **Phil Trautwein**, Penn State offensive analyst **Frank Leonard** and Northwestern offensive coordinator/quarterbacks coach Mike Bajkian coached together at Boston College in 2019, with Trautwein and Bajkian both holding their current coaching titles. Leonard was the assistant head coach/tight ends coach.
- Penn State defensive coordinator/linebackers coach **Manny Diaz** coached under Northwestern special assistant to the head coach Skip Holtz at Louisiana Tech. Holtz was the head coach and Diaz was the defensive coordinator/linebackers coach.
- Penn State offensive recruiting coordinator/wide receivers coach **Marques Hagans** and Northwestern linebackers coach Tim McGarigle were teammates on the St. Louis Rams from 2006-07.

IOWA NOTES

- The Nittany Lions are 9-6 in full-stadium Penn State White Out games.
- Since 2014, Penn State is 42-1 when leading by 10+ points at halftime.
- Penn State recorded a shutout against an AP Top 25 team for the first time since the 1999 Alamo Bowl against No. 18 Texas A&M (24-0).
- Penn State held the ball for 45:27 to Iowa's time of possession of 14:33. In the second half, Penn State held the ball for 24:14 to Iowa's 5:46 (13:26 to 1:34 in the third quarter).
- Penn State had 97 offensive plays to 33 for Iowa. According to TruMediaSports, in the past five seasons, no other FBS team has out-snapped its opponent by 60+ plays.
- Penn State scored on drives of 17, 10 15 and 12 plays. The last time Penn State had four scoring drives of 10+ plays was against Ohio State in 2021.
- Penn State held Iowa to four first downs, the fewest allowed by the Nittany Lions since giving up just two to Eastern Illinois in 2009 and the fewest ever allowed by Penn State in a Big Ten game.
- The Nittany Lions limited the Hawkeyes to just five plays in Penn State territory.
- After allowing Iowa to get one first down on each of its first two possessions in the first quarter, Penn State held Iowa without a first down for the next seven drives.
- Penn State held Iowa to 76 yards of offense, the fewest ever allowed by Penn State in a Big Ten game.
- Penn State held Iowa to 20 yards rushing, the fourth-lowest since 2014, and 56 passing yards, the seventh-lowest total allowed under **James Franklin**.
- Penn State held Iowa to just one third-down conversion on nine attempts, the fewest third-down conversions allowed by the Nittany Lions since holding Idaho to a 1-15 mark in 2019.

- LB **Curtis Jacobs** recovered a fumble in the first quarter and recovered a muffed punt in the second quarter.
- Jacobs is the first Penn State player to recover two fumbles in a game since Mark D'Onofrio against Temple on October 5, 1991.
- After Iowa's first fumble of the game (9:09 first quarter), Penn State held the ball for 80 of the next 96 plays. Iowa had -5 yards over their 16 plays.

ILLINOIS NOTES

- The Nittany Lions are 17-14 all-time in Big Ten openers and 19-12 in Big Ten road openers.
- Penn State scored 20 points off turnovers, including its first 13 points of the game.
- In the third quarter, RB **Trey Potts** threw an 11-yard touchdown pass to TE **Tyler Warren**.
- Potts is Penn State's 11th non-quarterback (12 occasions) to throw for a touchdown.
- The Nittany Lions forced turnovers on three-straight possessions (two fumbles, one interception) in the first quarter.
- Penn State forced takeaways on three-straight possessions for the first time since 2016 at Indiana (three fumbles).
- Penn State recorded takeaways in the first quarter on a fumble forced by LB **Dominic DeLuca** and recovered by LB **Kobe King**, an interception by LB **Abdul Carter** and an interception by CB **Daquan Hardy**.
- The Nittany Lions forced two takeaways in the third quarter on an interception by CB **Johnny Dixon** and an interception by CB **Cam Miller**.
- Penn State recorded four interceptions in a game for the first time since November 15, 2014 against Temple.
- The Nittany Lions forced five takeaways in a game for the first time since September 16, 2017 against Georgia State (two fumbles, three interceptions).

DELAWARE NOTES

- Penn State scored on its first four drives. Adding to scoring on the final four possessions of the WVU game, the Nittany Lions scored on eight-straight drives, including the final four drives of the West Virginia game.
- The Nittany Lions scored on eight-straight drives for the first time since posting points on eight-straight drives against UMass on September 20, 2014.
- Penn State has recorded at least 30 points in nine-straight games, which is the longest streak in the nation.
- The Nittany Lions scored 35 points in the first half, it's the most points scored by a Penn State team in the opening half since scoring 42 points against Illinois in 2020.
- Penn State ran 91 offensive plays and held the ball for a time of possession of 42:22. Since at least 2007, 42:22 is the longest time of possession Penn State has had in a game.
- RB **Nicholas Singleton** scored a career-high three rushing touchdowns.
- LB **Dominic DeLuca** recorded a 26-yard pick-six in the third quarter.
- Penn State held Delaware to just 41 offensive plays, the fewest allowed by the Nittany Lions since holding Minnesota to 40 in a 20-0 win in 2009.
- The Nittany Lions held Delaware to just 140 total yards, 58 passing yards and 82 rushing yards.
- Penn State held Delaware to just five first downs and just six completions.

WEST VIRGINIA NOTES

- The Nittany Lions have won five-straight matchups in the series and 33 of the last 35 contests.
- Penn State is now 122-13-1 all-time in home openers, including wins in 20 of the last 22, and 113-22-2 all-time in season openers.
- Penn State welcomed 110,747 fans to Beaver Stadium, marking the fourth-highest crowd in its history and its largest crowd for a home opener.
- The Nittany Lions scored on their opening drive of the season for the first time since 2020 at Indiana. QB **Drew Allar** tossed a 72-yard touchdown pass to WR **KeAndre Lambert-Smith**.
- Allar became the first Penn State quarterback to throw for at least 300 yards in a season opener since Christian Hackenberg's 454 passing yards against UCF in 2014.
- Allar is the first Penn State quarterback to throw for at least 300 yards in his first career start since Michael Robinson threw for 379 yards vs. Wisconsin in 2003.

TEAM NOTES

- Allar's 300 passing yards and three passing touchdowns marked the 25th time a PSU quarterback has done that in a game.
- The Nittany Lions stopped West Virginia on three fourth-down conversion attempts.
- LB **Curtis Jacobs** finished the game with 10 tackles. He recorded 10+ tackles in a game for the third time in his career.

OVERTIME OVER TIME

- College football introduced overtime during the bowl season in 1995 and adopted it for regular season games in 1996. Since then, Penn State has played 15 overtime games, including six over the 2012-14 seasons.
- Ten of the 15 overtime tilts have come at home, three in true road games, one in the 2006 Orange Bowl and one in the 2014 PinStripe Bowl.
- Penn State is 8-7 all-time in overtime games, with a 5-5 record at Beaver Stadium, 1-2 mark in true road games and 2-0 in contests at a neutral site.
- Penn State's first two overtime contests came vs. Iowa in 2000 and 2002 at home. The Nittany Lions dropped their first three contests that went to the extra period, but won five straight overtime contests before falling to Nebraska on Nov. 23, 2013.
- Penn State's all-time overtime games:

Date	Opponent	Score
11/4/00	IOWA (2OT)	L, 23-26
9/28/02	IOWA	L, 35-42
10/12/02	at Michigan	L, 24-27
1/3/06	vs. Florida State (3OT) ¹	W, 26-23
10/7/06	at Minnesota	W, 28-27
11/24/12	WISCONSIN	W, 24-21
10/12/13	MICHIGAN (4OT)	W, 43-40
11/2/13	ILLINOIS	W, 24-17
11/23/13	NEBRASKA	L, 20-23
10/25/14	OHIO STATE (2OT)	L, 24-31
12/27/14	vs. Boston College ²	W, 31-30
10/2/16	MINNESOTA	W, 29-26
9/1/18	APPALACHIAN STATE	W, 45-38
10/24/20	at Indiana	L, 35-36
10/23/21	Illinois (9OT)	L, 18-20

1 - Orange Bowl, 2 - PinStripe Bowl

STREAKING

- Penn State has won nine-straight games, each by a 14-point margin of victory. Over the last two seasons, no other FBS team has won by a 14-point margin in more than six-straight games.
- The nine-straight wins are tied for the fifth-longest active streak in the FBS.
- Penn State has recorded at least 30 points in 11-straight games, which is the longest active streak in the nation.
- Dating back to the Rutgers game in 2022, Penn State has scored in 28-straight quarters, the longest active streak in the nation.
- Penn State has not allowed a first-drive touchdown in the last 18 games, dating back to the Michigan State game in 2021.
- Penn State has not allowed a special teams touchdown in 52-straight games, dating back to the start of the 2019 season.
- Penn State has won 17 consecutive games against teams that are not members of a Power Five conference.

- Penn State has won 18 consecutive games over non-conference opponents during the regular season, dating back to a win over Temple in 2016.
- Penn State has won 23-straight non-conference home games, dating back to a win over Kent State in 2013.

ON TV

- Penn State has had 351 of its last 353 games televised, including 247 consecutive games.
- Over the last 15 seasons, every Penn State game has aired on either ABC, BTN, CBS, NBC, Peacock or an ESPN or FOX channel.
- Penn State has made 330 regular season TV appearances since 1995, which is tied for the national lead.
- Penn State's game against Delaware was streamed on Peacock, the Nittany Lions' first ever exclusively on a streaming platform.
- Penn State's matchup in the 2023 Rose Bowl Game against Utah drew 10.19 million viewers as the most-watched bowl game outside of the College Football Playoff.
- The 2022 Penn State-Ohio State matchup drew 8.27 million viewers. It was the second most-watched game between two Big Ten schools last season and the seventh-highest viewed regular season game of 2022.

LIONS UNDER THE LIGHTS

- The 2023 season marks the 23rd-straight with at least one regular-season night game on the schedule.
- Penn State will play at least three night games in 2023.
- The Nittany Lions opened the 2023 season against West Virginia with a 7:30 p.m. kickoff on NBC. Penn State earned a 38-15 win.
- Penn State tallied a 31-0 win against Iowa in the annual Penn State White Out Game. It was broadcast at 7:30 p.m. on CBS.
- The Nittany Lions will close out the regular season on Friday, Nov. 24 against Michigan State with a 7:30 p.m. kickoff on NBC.
- Penn State is 61-32 at night all-time. The figure breaks down to 21-11 at home, 28-14 on the road and 12-7 in neutral site games. Penn State is 1-1 at regular season neutral sites, 11-6 in bowl games and 1-0 in conference championship games.
- In 2019, Penn State played its most regular season night games in program history with four primetime tilts.
- On Oct. 12, 2013, the Lions claimed the longest game in Big Ten history when they edged Michigan under the lights, 43-40, in four overtimes in front of a sellout Beaver Stadium crowd of 107,844 on Homecoming.

A GLOBAL GAME

- The Nittany Lions' roster includes six players with hometowns outside of the U.S.
- Redshirt sophomore WR **Jan Mahlert** is from Fürstentfeldbruck, Germany.
- Redshirt sophomore DT **Jordan van den Berg** is from Johannesburg, South Africa.
- Freshman DE **Joseph Mupoyi** is from Kinshasa, DR of the Congo.
- Junior TE **Theo Johnson** (Windsor, Ont.) and junior WR **Malick Meiga** (Saint Jerome, Que.) are both Canada natives.
- Senior P **Riley Thompson** is from Melbourne, Australia.

RECORD BREAKDOWN

Overall Record	4-0
Day Games	2-0
Night Games (6 p.m. or later)	2-0
TV Games	4-0
CBS	1-0
FOX	1-0
NBC	1-0
Peacock	1-0
Scoring First	4-0
Opponent Scoring First	0-0
Leading at the Half	4-0
Trailing at the Half	0-0
Tied at the Half	0-0
Leading after Third Qtr.	4-0
Trailing after Third Qtr.	0-0
Tied after Third Qtr.	0-0
Overtime Games	0-0
Scoring less than 20 pts	0-0
Scoring 20-29 points	0-0
Scoring 30-39 Points	3-0
Scoring 40+ Points	1-0
Allowing 10 points or less	2-0
Allowing 11-20 points	2-0
Allowing 21-30 points	0-0
Allowing 31+ points	0-0
Rushing for less than 100 yds	0-0
Rushing for 100-199 yds	2-0
Rushing for 200-299 yds	1-0
Rushing for 300+ yds	1-0
Passing for less than 200 yds	1-0
Passing for 200-299 yds	2-0
Passing for 300-399 yds	1-0
Passing for 400+ yds	0-0
Totalling less than 300 yds total offense	0-0
300-399 yds of total offense	2-0
400-499 yds of total offense	1-0
500+ yds of total offense	1-0
Allowing less than 100 yds rushing	3-0
Allowing more than 100 yds rushing	1-0
Allowing less than 300 yds total offense	2-0
Allowing 300+ yds total offense	2-0
Having a 100-yd rusher	1-0
Having two 100-yd rushers	0-0
Not having a 100-yd rusher	3-0
Opp. having a 100-yd rusher	0-0
No turnovers	4-0
1-3 turnovers	0-0
4+ turnovers	0-0
No takeaways	1-0
1 or 2 takeaways	1-0
3 or more takeaways	1-0
More than 30:00 of possession	3-0
Less than 30:00 of possession	1-0

AT THE START

Opponent	Coin Toss	Choice	PSU 1st Drive	Opponent 1st Drive	Game Captains
WEST VIRGINIA	Penn State	Defer	Touchdown	Punt	Dominic DeLuca, Keaton Ellis, Olumuyiwa Fashanu, Malick Meiga
DELAWARE	Penn State	Defer	Touchdown	Punt	Dominic DeLuca, Keaton Ellis, Malik McClain, Malick Meiga
at Illinois*	Illinois	Receive	Punt	Missed Field Goal	Dominic DeLuca, Kalen King, Kaden Saunders, Sal Wormley
IOWA*	Penn State	Defer	Punt	Punt	Dominic DeLuca, Keaton Ellis, Malik McClain, Malick Meiga
at Northwestern*	-	-	-	-	-
UMASS	-	-	-	-	-
at Ohio State*	-	-	-	-	-
INDIANA*	-	-	-	-	-
at Maryland*	-	-	-	-	-
MICHIGAN*	-	-	-	-	-
RUTGERS*	-	-	-	-	-
at Michigan State*	-	-	-	-	-

* Big Ten Conference Game

HISTORIC SERIES

- The Nittany Lions have played 23 teams 20 or more times in the 136-year history of the program.
- Penn State owns a winning record against 18 of the 23 teams that it has met 20 or more times.
- Ten of the 23 teams are on the 2023 schedule, including West Virginia (60), Illinois (27), Iowa (32), Northwestern (20), Ohio State (38), Indiana (26), Maryland (46), Michigan (26), Rutgers (33) and Michigan State (37).
- Eighteen of the 23 programs are currently members of NCAA Division I FBS. Bucknell, Lehigh and Penn are in NCAA Division I FCS, while Gettysburg and Lebanon Valley are in Division III.

Team	Meetings	Record
Pittsburgh	100	53-43-4
Syracuse	71	43-23-5
West Virginia	60	49-9-2
Penn ^	47	18-25-4
Maryland*	46	42-3-1
Temple	45	40-4-1
Bucknell ^	38	28-10
Navy	38	19-17-2
Ohio State*	38	14-24
Michigan State*	37	18-18-1
Rutgers**	33	31-2
Iowa*	32	18-14
Gettysburg ^	28	27-0-1
Illinois*	27	21-6
Army	26	14-10-2
Indiana*	26	24-2
Michigan*	26	10-16
Boston College	24	20-4
Lehigh ^	23	16-6-1
Wisconsin*	20	11-9
Lebanon Valley ^	20	20-0
Northwestern*	20	15-5
Purdue*	20	16-3-1

* - Current Big Ten team | ^ - Current Non-FBS university

Bold indicates 2023 opponent

HOME SWEET HOME

- With a 313-80 all-time record in Beaver Stadium, Penn State owns the sixth-best record in its venue amongst current FBS schools and leads the Big Ten.
- Penn State averaged 107,379 fans in seven games at Beaver Stadium in 2022, marking the fifth-highest average attendance in program history and the highest mark since 2008 (108,254).
- The Nittany Lions welcomed 110,747 fans to Beaver Stadium against West Virginia, marking the fourth-highest crowd in its history and the most since Sept. 29, 2018 against Ohio State (110,889).
- The 2023 Penn State White Out attendance was 110,830, which is the second-largest crowd in Beaver Stadium history behind only the 110,889 from the 2018 Penn State White Out game against Ohio State.
- Only Alabama (.839) and Oklahoma (.816) have higher winning percentages in facilities older than Beaver Stadium.

School	Stadium Name (Opened)	Rec	Win %
1. Alabama	Bryant-Denny Stadium (1929)	293-55-3	.839
2. Boise State	Albertsons Stadium (1970)	282-61	.822
3. Oklahoma	Gaylord Family-Oklahoma Memorial Stad. (1923)	419-89-15	.816
4. Marshall	Joan C. Edwards Stadium (1991)	180-41	.814
5. Ga. Southern	Paulson Stadium (1984)	210-49	.811
6. Penn State	Beaver Stadium (1960)	313-80	.796
7. Ohio State	Ohio Stadium (1922)	468-114-20	.794
8. Auburn	Jordan-Hare Stadium (1939)	345-91-7	.787
9. Georgia	Sanford Stadium (1929)	377-107-9	.774
10. Tennessee	Neyland Stadium (1921)	488-141-17	.769

TEAM NOTES

PRESEASON ALL-AMERICA ACCOLADES

- Multiple Nittany Lions have earned preseason All-America honors.
- Junior OL **Olumuyiwa Fashanu** and junior CB **Kalen King** were named preseason Associated Press and Sporting News first-team All-Americans.
- Junior DE **Chop Robinson** and sophomore RB **Nicholas Singleton** each earned second-team preseason All-America honors from Sporting News.
- Fashanu and King were also tabbed preseason Pro Football Focus All-America first team, while Robinson earned second-team honors and Singleton and sophomore LB **Abdul Carter** garnered honorable mention laurels.

WATCH LISTS

- Penn State has 13 players populating on 19 watch lists in 2023.
- The Nittany Lions placed three players on the Bednarik Award and Bronko Nagurski Trophy watch lists. Sophomore LB **Abdul Carter**, junior CB **Kalen King** and junior DE **Chop Robinson** were named to both watch lists.
- Carter, junior OL **Olumuyiwa Fashanu** and Robinson were all tabbed to the Lombardi Award watch list.
- Carter and junior LB **Curtis Jacobs** are on the Butkus Award watch list.
- Carter and King are members of the Lott IMPACT Trophy watch list.
- Fashanu is also on the Outland Trophy watch list, while joining sophomore RB **Nicholas Singleton** on the Walter Camp Player of the Year watch list.
- Fashanu is also on the Walter V. Campbell Trophy watch list.
- King is on the Jim Thorpe Award watch list.
- Sophomore RB **Kaytron Allen** and Singleton were named to the Doak Walker Award watch list.
- Singleton is also on the Maxwell Award and Paul Hornung Award watch lists.
- Redshirt senior WR **Dante Cephas** is on the Biletnikoff Award watch list.
- Redshirt senior DT **Dvon Ellies** was recognized on the Allstate AFCA Good Works Team and Wuerffel Trophy watch lists.
- Sophomore WR **Omari Evans** is on the Earl Campbell Tyler Rose Award watch list.
- Junior TE **Theo Johnson** is a member of the Mackey Award watch list.
- Senior P **Riley Thompson** is on the Ray Guy Award watch list.
- Freshman LB **Tony Rojas** is on the Shaun Alexander Freshman of the Year Award watch list.
- Sophomore QB **Drew Allar** is on the Davey O'Brien Award watch list.

- In addition, 11 Nittany Lions are on the Reese's Senior Bowl watch list including DT **Hakeem Beamon**, Cephas, CB **Johnny Dixon**, S **Keaton Ellis**, LB **Tyler Elsdon**, Fashanu, DE **Adisa Isaac**, Jacobs, Johnson, WR **KeAndre Lambert-Smith**, OL **Caedan Wallace**, TE **Tyler Warren** and DT **Jordan van den Berg**.

FAMILY AFFAIR

- Penn Staters know that it is very common for generations of families to all attend Penn State. For a fortunate few, immediate family members are also able to follow in a brother, father or grandfather's footsteps on the Penn State football team.
- Three sons of Penn State lettermen are on the 2022 team.

Father (Letters)	Son (Class)
Brian Chizmar (1986-89)	Ben Chizmar (R-So.)
Bruce Ellis (1973-76)	Keaton Ellis (Sr.)
Ed Pryts (1978-82)	Jackson Pryts (R-Fr.)
- Five pairs of brothers are currently represented.

Older (Years/Class)	Younger (Class)
Max Chizmar (2017-21)	Ben Chizmar (R-So.)
Sean Clifford (2018-22)	Liam Clifford (R-So.)
Khalil Dinkins (2020-pres.; R-So.)	Kolin Dinkins (R-Fr.)
Kalen King (2021-pres; Jr.) (Twins)	Kobe King (R-So.)
Michal Menet (2017-21)	Joey Schlawer (Fr.)

THREE ON HALL OF FAME BALLOT

- Penn State lettermen **Ki-Jana Carter**, **D.J. Dozier** and **Paul Posluszny** have been selected as a part of the national ballot for the National Football Foundation's College Hall of Fame's Class of 2024.
- Carter, a running back for the Nittany Lions, was a first-team All-American during the 1994 campaign. Carter staked a claim to being one of the most decorated Penn State running backs of all-time with a junior season in which he was fourth nationally in rushing (139.9), second in scoring (10.8 ppg) and fifth in all-purpose yardage (158.4).
- Dozier, a tailback for the Nittany Lions, matriculated to Happy Valley from Virginia Beach, Va. He earned first team All-America honors from the Walter Camp Football Foundation in 1986. Dozier is the only Nittany Lion to the lead the team in rushing four consecutive seasons, doing so from 1983-86.
- Posluszny, an outside linebacker for the Nittany Lions, was a first-team All-American in 2005 and 2006. Posluszny became just the second two-time winner of the Chuck Bednarik Award, presented to the nation's top defensive player, in 2006. In 2005, he also won the Butkus Award.



2023 Captains (L-R): Keaton Ellis, Dominic DeLuca, Olumuyiwa Fashanu, Theo Johnson, Adisa Isaac, Malick Meiga

SEASON HONORS

DREW ALLAR, QUARTERBACK

Big Ten Offensive Player of the Week (9/5)
Manning Award Star of the Week (9/5)
Davey O'Brien Award Great 8 (9/25)
Davey O'Brien Award Watch List

KAYTRON ALLEN, RUNNING BACK

Doak Walker Award Watch List

HAKEEM BEAMON, DEFENSIVE TACKLE

Reese's Senior Bowl Watch List

ABDUL CARTER, LINEBACKER

Bednarik Award Watch List
Bronko Nagurski Trophy Award Watch List
Butkus Award Watch List
Lombardi Award Watch List
Lott IMPACT Trophy Watch List
PFF Preseason All-America Honorable Mention

DANTE CEPHAS, WIDE RECEIVER

Biletnikoff Award
Reese's Senior Bowl Watch List

JOHNNY DIXON, CORNERBACK

Reese's Senior Bowl Watch List

DVON ELLIES, DEFENSIVE TACKLE

Allstate AFCA Good Works Team
Wuerffel Trophy

KEATON ELLIS, SAFETY

Reese's Senior Bowl Watch List

TYLER ELSDON, LINEBACKER

Reese's Senior Bowl Watch List

OMARI EVANS, WIDE RECEIVER

Earl Campbell Tyler Rose Award

OLUMUYIWA FASHANU, OFFENSIVE LINE

Outland Trophy National Player of the Week (9/26)
Lombardi Award Watch List
Outland Trophy Watch List
Walter Camp Player of the Year Award Watch List
William V. Campbell Trophy Watch List
Reese's Senior Bowl Watch List
AP Preseason All-America First Team
PFF Preseason All-America First Team

ADISA ISAAC, DEFENSIVE END

Reese's Senior Bowl Watch List

CURTIS JACOBS, LINEBACKER

Butkus Award Watch List
Reese's Senior Bowl Watch List

THEO JOHNSON, TIGHT END

Mackey Award Watch List
Reese's Senior Bowl Watch List

KALEN KING, CORNERBACK

Bednarik Award Watch List
Bronko Nagurski Trophy Watch List
Lott IMPACT Trophy Watch List
Jim Thorpe Award Watch List
AP Preseason All-America First Team
PFF Preseason All-America First Team

KEANDRE LAMBERT-SMITH, WIDE RECEIVER

Reese's Senior Bowl Watch List

CHOP ROBINSON, DEFENSIVE END

Bednarik Award Watch List
Bronko Nagurski Trophy Watch List
Lombardi Award Watch List
PFF Preseason All-America Second Team

TONY ROJAS, LINEBACKER

Shaun Alexander Freshman of the Year Award Watch List

NICHOLAS SINGLETON, RUNNING BACK

Doak Walker Award Watch List
Maxwell Award Watch List
Paul Hornung Award Watch List
Walter Camp Player of the Year Award Watch List
PFF Preseason All-America Honorable Mention

RILEY THOMPSON, PUNTER

Ray Guy Award Watch List

JORDAN VAN DEN BERG, DEFENSIVE TACKLE

Reese's Senior Bowl Watch List

CAEDAN WALLACE, OFFENSIVE LINE

Reese's Senior Bowl Watch List

TYLER WARREN, TIGHT END

Reese's Senior Bowl Watch List

OFFENSIVE NOTES

- Since the start of the 2016 season, Penn State's offense is second in the Big Ten in total offense (427.6; 30th) and scoring offense (34.33; 18th) and is third in touchdown percentage (31.67; 19th), points per possession (2.16; 21st), scoring percentage (40.47; 23rd), yards per play (6.02; 38th) and yards per pass attempt (7.85; 30th).
- Penn State's offense has been explosive since the 2016 campaign, as it leads the Big Ten in 80-plus yard play percentage (0.20; 2nd nationally) and 70-plus (0.38; 5th) and holds third in 20-plus (7.53; 28th), 30-plus (3.46; 30th), 40-plus (1.94; 18th), 50-plus (0.95; 43rd) and 60-plus (0.54; 27th).
- The Nittany Lions have tallied at least 55 plays of 20 or more yards in seven of the last eight seasons (86 in 2022; 57 in 2021; 63 in 2019; 73 in 2018; 85 in 2017; 91 in 2016; 67 in 2015). PSU had 52 plays of 20 or more yards in 2020 (9-game schedule).
- Additionally, the Nittany Lions are third in the Big Ten and 19th nationally in 15-plus yard passing play percentage since 2016 (19.19 percent).
- With 31 points against Iowa, the Nittany Lions extended its streak of 30+ points to 11-straight games, the nation's longest streak.
- It marks the fifth time in Big Ten history a team has strung together 11 or more games of 30+ points. The only other time Penn State went 11-straight games with 30+ points in program history was 1993-94, when it scored 30+ points in a school-record 15-straight games.
- Dating back to the Rutgers game in 2022, Penn State has scored in 28-straight quarters, the longest active streak in the nation.
- The Nittany Lions posted 400+ total yards in nine-straight games, before snapping the streak against Illinois. It was tied with Florida State for the nation's third-longest active streak.
- Penn State has not committed a turnover this season. Penn State is the only team in the FBS who has not turned the ball over this year.
- QB **Drew Allar** (125) and Washington State's Cameron Ward (141) are the only FBS quarterbacks with 125+ pass attempts and no interceptions this season.
- Penn State has surpassed 200 yards rushing 40 times in the **James Franklin** era. PSU is 35-5 in those games.
- Since 2022, Penn State is third in the nation in turnover margin, averaging a +1.35 margin (2.18 gained per game; 0.82 lost per game), best in the Big Ten.
- Over the last two seasons, Penn State is averaging a nation-best 10.12 points per game off turnovers.
- In 2023, Penn State ranks 15th in the country and leads the Big Ten averaging 40.5 points per game.
- The Nittany Lions lead the nation in average time of possession (37:06) and rank fourth in sacks allowed per game (0.5)
- Penn State is 28th in the country in red zone offense (91.3%).
- Penn State ranks 33rd in the nation in total offense (449.8) and 17th in rushing offense (210.0), sitting second in the Big Ten in both categories.
- Penn State has tallied 109 first downs through the first four games, holding fifth in the country and first in the conference.
- Against WVU, Penn State tallied 478 total yards.
- Penn State scored on its opening drive with a 72-yard pass from Allar to WR **KeAndre Lambert-Smith**.
- Allar (325 yards) became the first Penn State quarterback to throw for at least 300 yards in his first career start since Michael Robinson threw for 379 yards vs. Wisconsin in 2003.
- Allar's 300 passing yards and three passing touchdowns marked the 25th time a PSU quarterback has done that in a game.
- With his 72-yard touchdown reception, Lambert-Smith now owns three career touchdown receptions of 70+ yards, joining his 83-yard touchdown against Villanova in 2021 and his 88-yard touchdown reception against Utah in the 2023 Rose Bowl.
- Penn State scored on each of its final four possessions of the WVU game, including three touchdowns, and on the first four drives of the Delaware game, posting points on eight-straight drives for the first time since September 20, 2014 against UMass.
- Against Illinois, Penn State scored 20 points off turnovers, including its first 13 points of the game.
- In the third quarter, RB **Trey Potts** threw an 11-yard touchdown pass to **Tyler Warren**. Potts is Penn State's 11th non-quarterback (12 occasions) to throw for a touchdown.
- Against Iowa, Penn State held the ball for 45:27 to the Hawkeyes' 14:33 time of possession. In the second half, Penn State held the ball for 24:14 to Iowa's 5:46.
- Penn State had 97 offensive plays to 33 for Iowa. According to TruMediaSports, in the past five seasons, no other FBS team has out-snapped its opponent by 60+ plays.
- The 97 plays by the Nittany Lions are the most since Penn State ran 99 offensive plays at Iowa in 2017.
- Penn State scored on drives of 17, 10 15 and 12 plays. The last time Penn State had four scoring drives of 10+ plays was against Ohio State in 2021.
- **Mike Yurcich** is in his third season as Penn State's offensive coordinator/quarterbacks coach.
- Yurcich (California University (Pa.)) and Franklin (East Stroudsburg) both played in the Pennsylvania State Athletic Conference (PSAC).
- As an FBS offensive coordinator, offenses under Yurcich have averaged 6.31 yards per play, ranking first among OC's since 2013 and 13.54 yards per completion, which is also first in that time frame.
- Since 2013, Yurcich's offenses have scored 50 or more points 28 times and 40 or more points 58 times (43.9 percent of games coached), both of which are tops among FBS offensive coordinators since 2013.
- His teams have averaged an FBS-best 55.0 touchdowns per year and 29.36 passing touchdowns per season.
- Penn State has scored 40 points 28 times since 2016. By comparison, from 2008 until 2015, the Nittany Lions had 18 40-point outings.

Scoring Benchmarks Since 2016 (91 games)

Pts.	#	Last
50+	14	Sept. 9, 2023; vs. Delaware (W, 63-7)
40+	27	Sept. 9, 2023; vs. Delaware (W, 63-7)
30+	56	Sept. 23, 2023; vs. Iowa (W, 31-0)
20+	79	Sept. 23, 2023; vs. Iowa (W, 31-0)



Nicholas Singleton & Kaytron Allen

12 2023 PENN STATE FOOTBALL

NATIONAL NITS

Below is a list of Penn State players that rank among the top-100 individuals and top-50 teams in the most recent season statistical rankings.

Rankings listed NCAA/Big Ten; Statistics as of September 24, 2023

- **QB Drew Allar**
 - Completions Per Game - 21.0 (29/4)
 - Passing Touchdowns - 8 (32/1)
 - Completion Percentage - 67.2 (33/2)
 - Passing Efficiency - 149.0 (42/3)
 - Points Responsible For - 54 (46/2)
 - Points Responsible For Per Game - 13.5 (51/2)
 - Passing Yards Per Game - 225.8 (60/5)
 - Passing Yards - 903 (62/5)
 - Total Offense Per Game - 244.2 (62/7)
 - Yards Per Pass Attempt - 7.22 (77/7)
 - Yards Per Completion - 10.75 (97/9)
- **RB Kaytron Allen**
 - Rushing Yards - 280 (59/8)
 - Rushing Yards Per Game - 70.0 (60/8)
 - Yards Per Carry - 4.44 (88/15)
- **LB Abdul Carter**
 - Interceptions - 1 (71/11)
- **LB Dominic DeLuca**
 - Forced Fumbles Per Game - 0.50 (9/1)
 - Interceptions - 1 (71/11)
- **DE Dani Dennis-Sutton**
 - Forced Fumbles Per Game - 0.25 (76/4)
- **CB Johnny Dixon**
 - Interceptions - 1 (71/11)
- **S Keaton Ellis**
 - Forced Fumbles Per Game - 0.25 (76/4)
- **K Alex Felkins**
 - Field Goals Per Game - 1.25 (37/3)
 - Points Per Game - 8.2 (62/6)
 - Total Points - 33 (64/6)
 - Field Goal Percentage - 71.4 (65/7)
- **DE Zuriah Fisher**
 - Fumbles Recovered - 1 (19/2)
- **CB Daequan Hardy**
 - Interceptions - 1 (71/11)
- **DE Adisa Isaac**
 - Fumbles Recovered - 1 (19/2)
- **LB Curtis Jacobs**
 - Fumbles Recovered - 2 (2/1)
- **LB Kobe King**
 - Fumbles Recovered - 1 (19/2)
- **WR KeAndre Lambert-Smith**
 - Receiving Touchdowns - 3 (37/3)
 - Receptions Per Game - 5.2 (52/4)
 - Receiving Yards - 286 (57/4)
 - Receiving Yards Per Game - 71.5 (60/5)
- **CB Cam Miller**
 - Interceptions - 1 (71/11)
- **DE Chop Robinson**
 - Forced Fumbles Per Game - 0.25 (76/4)
- **PR Kaden Saunders**
 - Punt Return Average - 3.7 (54/8)
- **RB Nicholas Singleton**
 - Rushing Touchdowns - 5 (17/3)
 - Total Touchdowns - 5 (31/4)
 - Kick Return Average - 19.8 (48/3)
 - Total Points - 30 (82/7)
 - Combined Kick Return Yards - 99 (82/10)
 - All-Purpose Yards Per Game - 93.5 (98/10)
- **TE Tyler Warren**
 - Receiving Touchdowns - 4 (16/2)
 - Total Touchdowns - 4 (54/8)
- **S Kevin Winston Jr.**
 - Fumbles Recovered - 1 (19/2)
- **TEAM**
 - First Downs Defense - 46 (1/1)
 - Fumbles Lost - 0 (1/1)
 - Passing Defense - 138.0 (1/1)
 - Passing Efficiency Defense - 88.26 (1/1)
 - Passes Had Intercepted - 0 (1/1)
 - Total Defense - 219.5 (1/1)
 - Turnovers Lost - 0 (1/1)
 - Turnover Margin - Plus-11 (1/1)
 - Time of Possession - 37:06 (1/1)
 - Turnovers Gained - 11 (2/1)
 - Fumbles Recovered - 6 (3/1)
 - Sacks Allowed Per Game - 0.50 (4/2)
 - Scoring Defense - 8.8 (4/3)
 - First Downs Offense - 109 (5/1)
 - Third Down Conversion Defense - 24.5 (5/1)
 - Fourth Down Conversions - 88.9 (5/2)
 - Rushing Defense - 81.5 (13/3)
 - Kickoff Return Defense - 13.6 (13/5)
 - Scoring Offense - 40.5 (15/1)
 - Rushing Offense - 210.0 (17/2)
 - Sacks Per Game - 3.25 (18/2)
 - Defensive Touchdowns - 1 (20/2)
 - Interceptions - 5 (26/5)
 - Red Zone Offense - 91.3 (28/6)
 - Tackles For Loss Allowed Per Game - 4.25 (30/6)
 - Total Offense - 449.8 (33/2)
 - Passing Efficiency - 147.50 (47/3)
 - Completion Percentage - 65.2 (43/3)
 - Tackles For Loss Per Game - 6.2 (48/5)

QUARTERBACK NOTES

- Offensive coordinator **Mike Yurcich** also heads the Penn State quarterback room.
- Four quarterbacks Yurcich coached in college are currently on NFL rosters (Sean Clifford - Penn State, Sam Ehlinger - Texas, Justin Fields - Ohio State, Mason Rudolph - Oklahoma State).
- Yurcich served as the passing game coordinator and quarterbacks coach at Ohio State in 2019, where quarterback Justin Fields was a finalist for the Heisman Trophy, Walter Camp Player of the Year Award and Davey O'Brien Award.
- Sophomore quarterback **Drew Allar** is on the Davey O'Brien Award watch list.
- Through four games in 2023, Allar has completed 67 percent of his passes for 903 yards and eight touchdowns, while rushing for one score.
- Allar is tied for the Big Ten lead in passing touchdowns (8), while ranking second in completion percentage (67.2), third in passing efficiency (149.0), fourth in completions per game (21.0) and fifth in passing yards (903) and passing yards per game (225.8).
- Allar (125) and Washington State's Cameron Ward (141) are the only FBS quarterbacks with 125+ pass attempts and no interceptions this season.
- In his first career start, against West Virginia, Allar completed 21-of-29 passes for 325 yards and three touchdowns.
- Allar became the first Penn State quarterback to throw for at least 300 yards in a season opener since Christian Hackenberg's 454 passing yards against UCF in 2014 and the first Penn State quarterback to throw for at least 300 yards in his first career start since Michael Robinson threw for 379 yards vs. Wisconsin in 2003.
- Allar's 300 passing yards and three passing touchdowns marked the 25th time a PSU quarterback has done so in a game.
- The sophomore earned Big Ten Offensive Player of the Week honors.
- Against Delaware, Allar completed 22-of-26 passes for 204 yards and a touchdown, while adding a 1-yard rushing score.
- Allar notched his first career game with both a passing and rushing touchdown.
- At Illinois, Allar threw for 208 yards for his third career 200-yard passing game and went over 1,000 career passing yards. He has 1,247 career yards.
- Allar set a career high with four passing touchdowns against Iowa, while completing 25 passes for 166 yards.
- Quarterback **Beau Pribula** also enters his second season with the Nittany Lions after redshirting his rookie season.
- Against WVU, Pribula completed his first career pass attempt for seven yards. He also scored on a 5-yard touchdown run.
- In the Delaware game, Pribula completed 3-of-5 passes for 22 yards and a touchdown. He added 46 yards and a touchdown on eight carries.
- At Illinois, Pribula tallied nine carries for 47 yards and a career-long 21-yard run.
- He rushed for a career-best 55 yards against Iowa.
- Freshman **Jaxon Smolik** made his collegiate debut in the Delaware contest.



Drew Allar

ACADEMIC SUCCESS

- The Nittany Lions had 32 players selected as Academic All-Big Ten in Fall 2022.
- **Sean Clifford** was a 2021 National Football Foundation (NFF) Scholar-Athlete and finalist for the Campbell Trophy, known as the "Academic Heisman". He is the 19th Nittany Lion to be selected as an NFF Scholar-Athlete.
- Penn State posted its first 1,000 single-year APR in program history in 2018-19, topping the previous high of 993 in 2014-15.
- In 2019, punter Blake Gillikin took home CoSIDA Academic All-America® first-team honors for the second-straight year to become the 12th two-time first-team selection in Penn State history. He graduated with a perfect 4.0 grade-point average in May 2020.
- Gillikin's two first-team CoSIDA Academic All-America honors increase Penn State football's total to 67 honorees, which ranks second in Division I football history (FBS and FCS).

DEGREES ON THE WALL

- Entering the 2023 season, five Nittany Lions have earned a collegiate degree.
- **Smith Vibert** graduated in August 2023 with his bachelor's degree in telecommunications and media studies.
- **Dvon Elies** earned his bachelor's degree in telecommunications in Spring 2023. He is pursuing a second degree in journalism.
- **Hunter Nourzad** earned his bachelor's degree in engineering from Cornell and is working on his master's of business administration.
- **Dante Cephas** graduated from Kent State with his bachelor's degree in educational studies. He is pursuing a second degree in telecommunications.
- **Alex Felkins** earned his bachelor's degree from Columbia in psychology. He is pursuing a graduate certificate in business management foundations.

PRONUNCIATIONS

Drew Allar	Drew AL-ler
Kaleb Artis	Kaleb ar-TISS
Alex Bacchetta	Alex buh-KET-ah
Alex Birchmeier	Alex BURTCH-myer
Henry Boehme	Henry BAME
Dante Cephas	Dante SEE-fiss
Audavion Collins	ah-DAY-vee-on Collins
Amiel Davis	ah-MEEL Davis
Dani Dennis-Sutton	deh-NYE Dennis-Sutton
Matt Detisch	Matt DETT-ish
Khalil Dinkins	kuh-LEEL Dinkins
Anthony Donkoh	Anthony DON-coe
Jason Estrella	Jason es-TRELL-uh
Dvon Elies	duh-VON el-LEES
Olumuyiwa Fashanu	O-LOU-moo-YEE-wuh fash-UH-new
Mehki Flowers	ah-DEE-suh Isaac
Finn Furmanek	Finn fir-muh-NECK
Jashaun Green	ja-SEAN Green
George Hlavac	George LAVIC
Olaivavega Ioane	O-LIE-vuh-VENG-uh Yo-wahn-ay
Adisa Isaac	ah-DEE-suh Isaac
Golden Israel-Achumba	Golden Israel ah-CHUM-buh
Coziah Izzard	Co-ZIGH-uh IZZ-ard
Kaveion Keys	KAY-vee-on Keys
Jameil Lyons	ja-MEL Lyons
Jan Mahlert	yahn MAHL-ert
Malick Meiga	Malick mega
Joseph Mupoyi	Joseph moo-POY
DaKaari Nelson	dah-KARR-ee Nelson
Hunter Nourzad	Hunter NOR-zad
Gabriel Nwosu	Gabriel WO-Sue
Chimdy Onoh	CHIM-dee OH-noh
Beau Pribula	Beau prib-U-luh
Jackson Pryts	Jackson PRITS
Andrew Rappleyea	Andrew RAPPLE-yay
Ta'Mere Robinson	TAY-meer Robinson
Dominic Rulli	Dominic RULE-ee
Sander Sahaydak	Sander suh-HAY-dak
Joey Schlaffer	Joey sh-LAHF-er
Sam Siafa	Sam see-AH-fa
Jaxon Smolik	Jackson SMOLE-ick
Blaise Sokach-Minnick	Blaze SO-katch-min-ick
Davon Townley Jr.	Duh-VON Townley
Ibrahim Traore	EE-bruh-heem trey-OR
Amin Vanover	ah-MEEN Vanover
Caedan Wallace	KAY-den Wallace
Zakee Wheatley	ZACK-key Wheatley
J'Ven Williams	JAY-ven Williams

RUNNING BACKS NOTES

- Co-offensive coordinator/running backs coach **Ja Juan Seider** has 15 years of college coaching experience, including 12 at the Power Five level.
- As a player at Florida A&M, Seider won the Doug Williams Award for National Offensive Player of the Year, Jake Gaither Award (considered the Heisman Trophy of Historically Black Colleges) and earned All-America honors after throwing for 2,622 yards and 27 touchdowns and rushing for 740 yards and 14 touchdowns in 1999.
- A loaded running back room is led by dynamic sophomores **Kaytron Allen** and **Nicholas Singleton** and redshirt senior **Trey Potts**.
- Allen (1,147), Singleton (1,264) and Potts (1,279) each have over 1,100 career rushing yards.
- Penn State is one of five FBS teams, and the only Big Ten team, with three career 1,100 yard rushers on its roster.
- Penn State was one of 17 FBS teams, and one of nine Power Five teams and the only Big Ten team, entering 2023 with three career 800-yard rushers on its roster.
- With Potts and Singleton, Penn State was one of 28 FBS teams and one of 18 Power Five teams entering 2023 with two career 1,000-yard rushers on its squad.
- Singleton (1,061 rushing yards) and Allen (867 rushing yards) became the first freshmen teammates in Big Ten history to both rush for 700+ rushing yards in a season.
- Allen and Singleton are the only Penn State duo to each rush for 850+ yards in a season and one of three 800+ rushing yard duos.
- Since 2000, Allen and Singleton are one of two FBS freshman duos to each rush for 850+ yards in a season, joining West Virginia's Steve Slaton (1,128) and Pat White (952) in 2005.
- Allen and Singleton are both on the Doak Walker Award watch list.
- Singleton is also on watch lists for the Maxwell Award, Paul Hornung Award and Walter Camp Player of the Year Award.
- The sophomore was also named a second-team preseason All-American by Sporting News and a Pro Football Focus Preseason All-America honorable mention.
- Singleton was selected as a True Freshman All-American by On3, 247Sports and College Football News in 2022.
- He was named the Big Ten Thompson-Randle El Freshman of the Year and was selected third-team All-Big Ten by the coaches and media and was also tabbed the AP Big Ten Newcomer of the Year.
- Allen was an honorable mention All-Big Ten selection by the media and was a True Freshman All-American by College Football News.
- Singleton owns 1,264 career rushing yards, ranking 37th all-time at Penn State, and 17 career rushing touchdowns.
- Singleton's five rushing touchdowns in 2023 rank 17th in the nation and third in the Big Ten.
- Singleton holds fourth in the Big Ten in total touchdowns and 10th in the Big Ten in all-purpose yards per game (93.5).
- He started the 2023 season with 70 rushing yards and a 2-yard touchdown rush against West Virginia.
- On a 10-yard run in the first quarter, Singleton surpassed 1,500 career all-purpose yards. He has 1,869 all-purpose yards.
- Against Delaware, Singleton scored a career-high three rushing touchdowns.
- Singleton found the end zone on a 2-yard rushing touchdown on Penn State's opening drive of the game.
- He scored on a pair of 5-yard in the second quarter.
- Singleton recorded his sixth career game with multiple rushing touchdowns.
- At Illinois, Singleton scored on a 16-yard rush in the fourth quarter.
- He added a career-high 49 receiving yards on three catches and 54 kick return yards for a total of 140 all-purpose yards.
- Against Iowa, Singleton gained 49 yards on the ground and added a pair of catches.
- Singleton rushed for 1,061 yards as a freshman, trailing only Saquon Barkley (1,076; 2015) for the most by a Penn State freshman.
- In 2022, he became the 16th Nittany Lion to rush for 1,000 yards in a season and the third PSU freshman running back to reach 1,000 yards.
- Singleton's 12 rushing touchdowns in 2022 are a Penn State freshman record.
- Among FBS freshmen, Singleton led the country in yards per carry (6.8), while ranking second in all-purpose yardage (1,495), third in rushing yards (1,061), fourth in rushing touchdowns (12) and total touchdowns (14).
- Singleton led the Big Ten in 30+ yard runs (9; 3rd nationally) and 40+ yard runs (7; 3rd) and tied for second in 50+ yard runs (4; T-4th), 60+ yards (2; T-9th) and 20+ yard runs (12; T-18th).
- Allen has 1,147 career rushing yards and 12 career rushing touchdowns.
- In 2023, Allen ranks eighth in the Big Ten in rushing yards (280) and rushing yards per game (70.0).
- Against West Virginia, Allen rushed for 51 yards on 10 carries.
- In the Delaware game, Allen rushed for 103 yards on 19 carries. It was his third career 100-yard rushing game.
- Allen scored on a 4-yard rushing touchdown in the first quarter. It was his 11th career rushing touchdown.
- During the opening drive of the third quarter, Allen went over the 1,000 career rushing yards mark. He became the 49th Penn State player to reach 1,000 career rushing yards.
- Allen rushed for a team-high 54 yards at Illinois.
- He scored on a 4-yard rushing touchdown in the second quarter.
- Allen led PSU with 72 rushing yards against Iowa. He added three receptions.
- He rushed for 867 yards and 10 touchdowns on 167 carries in 2022. He added 20 receptions for 188 yards and a touchdown.
- His 867 rushing yards are the fourth-most by a Penn State freshman in a season.
- Against Central Michigan, he rushed for 111 yards, on 13 carries, and two touchdowns.
- The sophomore totaled 158 scrimmage yards at Indiana. He rushed for 86 yards and three touchdowns on 18 carries, while adding catches of 27 and 45 yards.
- Allen rushed for 117 yards and a touchdown on 11 carries at Rutgers for his second 100-yard game of the 2022 season.
- The Norfolk, Va. native ranked tied sixth among FBS freshmen in rushing touchdowns (10), eighth in yards per carry (5.19) and 10th in total rushing yards.
- Potts joined the Nittany Lions in Summer 2023 after transferring from Minnesota.
- In his collegiate career, Potts owns 1,279 rushing yards and 11 touchdowns on 255 carries in 28 games (five starts).
- Potts had five carries against West Virginia in the 2023 opener.
- He rushed for 59 yards on seven carries, including a 20-yard rush, in the Delaware game.
- Potts threw an 11-yard touchdown pass to Tyler Warren. Potts is Penn State's 11th non-quarterback (12 occasions) to throw for a touchdown.
- In 2022 at Minnesota, he totaled 471 yards and three scores on 101 carries.
- Redshirt senior **Tank Smith** has 38 career carries, including 23 in 2022.
- Smith tied a career high with six carries and set a career high with 29 rushing yards against Delaware.
- Redshirt sophomore **Tyler Holworth** tallied six carries last season.
- Holworth earned three carries in the Delaware contest.

NICHOLAS SINGLETON



SINGLETON STATS

RUSHING YARDS

1,264

Singleton has rushed for 1,264 career rushing yards, ranking 37th in program history.

RUSHING YARDS PER GAME

74.4

Singleton is averaging 74.4 rushing yards per game in his career.

RUSHING TOUCHDOWNS

17

Singleton has 17 career rushing touchdowns, including five this season.

100+ RUSHING YARD GAMES

4

Singleton has four career games with 100+ rushing yards, including a career-high 179 vs. Ohio in 2022.

20+ YARD RUNS

12

Singleton has 12 career 20+ yard runs, nine 30+ yard runs, seven 40+ yard runs, four 50+ yard runs, two 60+ yard runs, two 70+ yard runs and one 80+ yard run.

KAYTRON ALLEN



ALLEN STATS

RUSHING YARDS

1,147

Allen owns 1,147 career rushing yards, including 280 in 2023.

RUSHING YARDS PER GAME

67.5

Allen is averaging 67.5 rushing yards per game in his career.

RUSHING TOUCHDOWNS

12

Allen has 12 career rushing touchdowns, including two in 2023.

100+ RUSHING YARD GAMES

3

Allen has three career 100-yard rushing games, including 103 against Delaware.

MULTI-TD GAMES

2

Allen has two multi-rushing touchdown games in his career.

TIGHT ENDS NOTES

- Co-offensive coordinator and ends coach **Ty Howle** is in his third season coaching the Penn State tight ends and his fourth season overall on the staff.
- Howle served as an offensive analyst in 2020, working closely with the offensive line and tight ends.
- He was a four-year letterwinner on the Penn State offensive line from 2009-13. He started at center and left guard and was a four-time Academic All-Big Ten selection. He was a team captain in 2013.
- Brenton Strange was selected by the Jacksonville Jaguars in the second round of the 2023 NFL Draft, Penn State's fourth tight end drafted since 2015, tied for the third-most in the FBS.
- In 2022, Penn State led the Big Ten and ranked second among Power Five teams with 13 tight end receiving touchdowns.
- PSU was one of three schools, joining Oregon and San Jose State, with four different tight ends catching a touchdown pass this season.
- Among Power Five schools, Penn State ranked seventh in receiving yards (866), eighth in tight end receiving yards per game (66.6) and 10th in receptions (66).
- In 2023, Penn State tight ends have combined for 23 receptions, 187 receiving yards and five touchdowns.
- Juniors **Theo Johnson** (10) and **Tyler Warren** (3) and redshirt sophomore **Khalil Dinkins** (1) have combined for 14, 20-plus yard receptions in their careers.
- Johnson, who is on the Mackey Award watch list, has 53 receptions for 685 yards and five touchdowns in his Penn State career.
- He caught two passes for 14 yards against Delaware.
- Johnson made two grabs for 32 yards at Illinois, including a 19-yard reception in the first quarter and a 13-yard reception to setup a Penn State touchdown in the third quarter.
- The junior had a career-high six receptions for 42 yards against Iowa.
- Warren has 27 career receptions for 274 yards and eight touchdowns, while adding two rushing scores.
- In 2023, Warren is tied for the nation lead among tight ends with four touchdown receptions.
- According to Coaches By The Numbers, Warren is leading all tight ends in red zone catches (6) and red zone targets (9).
- His four touchdown receptions are second in the Big Ten.
- The junior had a career-high six receptions against Delaware, doubling his previous career high.
- Warren hauled in a 2-yard touchdown in the second quarter.
- The Virginia native caught three passes for 35 yards and a touchdown at Illinois.
- In the third quarter, Warren recorded an 11-yard touchdown catch on a throw from RB **Trey Potts**.
- Warren hauled in a pair of touchdowns against Iowa.
- He caught a 2-yard touchdown midway through the third quarter.
- Warren added a 7-yard touchdown grab late in the third quarter.
- Dinkins made a 9-yard touchdown catch in the second quarter against Iowa. It was his second career touchdown catch.



Theo Johnson

WINNINGEST PROGRAMS

In its 137th season of varsity football, Penn State has posted 924 victories to rank No. 7 in the nation. The Lions' success is not solely due to longevity though, as Penn State also ranks in the top 10 in all-time winning percentage.

As of September 24, 2023

TOTAL VICTORIES

1.	Michigan (144)	Big Ten	993
2.	Ohio State (134)	Big Ten	957
3.	Alabama (130)	SEC	956
4.	Notre Dame (135)	Independent	941
5.	Texas (131)	Big 12	940
6.	Oklahoma (127)	Big 12	938
7.	PENN STATE (137)	Big Ten	924
8.	Nebraska (134)	Big Ten	914
9.	Georgia (128)	SEC	872
10.	USC (134)	Pac-12	871

WINNING PERCENTAGE (YEARS - MIN. 25 IN D1)

1.	Ohio State (134)	Big Ten	.733
2.	Alabama (130)	SEC	.732
	Michigan (144)	Big Ten	.732
4.	Notre Dame (135)	Independent	.730
5.	Boise State (56)	Mountain West	.727
6.	Oklahoma (127)	Big 12	.726
7.	Texas (131)	Big 12	.702
8.	USC (134)	Pac-12	.697
9.	PENN STATE (137)	Big Ten	.689
10.	Nebraska (134)	Big Ten	.680

ALL-TIME AP POLL RANKINGS (Weeks Ranked)

1.	Ohio State	Big Ten	970
2.	Michigan	Big Ten	907
3.	Oklahoma	Big 12	885
4.	Notre Dame	Independent	862
5.	Alabama	SEC	861
6.	USC	Pac-12	807
7.	Texas	Big 12	762
8.	Nebraska	Big Ten	730
9.	PENN STATE	Big Ten	684
10.	LSU	SEC	654

WINNING WAYS

- Penn State is 68-24 over the past seven seasons (2016-23), which is the ninth-best record in FBS and the third-best in the Big Ten (Ohio State, 82-11; Michigan 68-22).
- Dating back to 2015, Penn State has won 48 of its last 57 home games.
- Penn State's 164-68 record over the last 18 years (2005-23) ranks 13th in FBS and third in the Big Ten (Ohio State, 204-33; Wisconsin, 173-65).
- Head coach **James Franklin** guided his teams to a winning record each of his first eight seasons (2 at Vanderbilt, 6 at Penn State).
- Since 2016, Franklin's 73.9 percent (68-24) winning percentage ranks sixth among current FBS coaches.

WELCOME TO THE GAME

Collegiate Debut (23 players):

- **vs. West Virginia (9/2):** CB Audavion Collins, CB Kolin Dinkins, WR Anthony Ivey, DE Jameal Lyons, S King Mack, S Tyrece Mills, QB Beau Pribula, LB Tony Rojas, CB Zion Tracy, CB Elliot Washington II.
- **vs. Delaware (9/9):** DT Ty Blanding, TE Jerry Cross, OL Anthony Donkoh, WR Jason Estrella, LB Kaveion Keys, WR Jan Mahlert, S DaKaari Nelson, OL Chimdy Onoh, CB Lamont Payne Jr., TE Andrew Rappleyea, LB Ta'Mere Robinson, QB Jaxon Smolik, OL J'Ven Williams.

Penn State Debut (28 players):

- **vs. West Virginia (9/2):** WR Dante Cephas, Collins, Dinkins, K Alex Felkins, Ivey, Lyons, Mack, McClain, Mills, RB **Trey Potts**, Pribula, Rojas, P Riley Thompson, Tracy, Washington II.
- **vs. Delaware (9/9):** Blanding, Cross, Donkoh, Estrella, Keys, Mahlert, Nelson, Onoh, Payne, Rappleyea, Robinson, Smolik, Williams.

True Freshmen (15 players):

- **vs. West Virginia (9/2):** Lyons, Mack, Rojas, Tracy, Washington II.
- **vs. Delaware (9/9):** Blanding, Donkoh, Keys, Nelson, Onoh, Payne, Rappleyea, Robinson, Smolik, Williams.

First Collegiate Start (9 players):

- **vs. West Virginia (9/2):** QB Drew Allar, DT Zane Durant, LB Kobe King, OL JB Nelson, S Jaylen Reed, WR Harrison Wallace III and S Kevin Winston Jr.
- **vs. Delaware (9/9):** WR Liam Clifford, OL Olaiavega Ioane.

First Start at Penn State (11 players):

- **vs. West Virginia (9/2):** Allar, Durant, King, Nelson, Reed, DE **Chop Robinson**, Wallace III, Winston.
- **vs. Delaware (9/9):** Clifford, Ioane.
- **at Illinois (9/16):** McClain
- **Iowa (9/23):** Cephas

WIDE RECEIVER NOTES

- Offensive recruiting coordinator/wide receivers coach **Marques Hagans** is in his first season on the Penn State staff.
- Hagans joined the Penn State staff after serving as the associate head coach/wide receivers coach at Virginia for the previous 11 years. He was promoted to Associate Head Coach for the Cavaliers prior to the 2022 season.
- During his time at Virginia, Hagans coached 10 of the top 15 career receptions leaders in program history.
- Hagans was a four-year letterman at Virginia from 2002-05 and currently sits No. 10 all-time in passing yards with 4,877. He also ranks seventh in total offense with 5,779 yards.
- He was selected, as a receiver, in the fifth round (144th overall) of the 2006 NFL Draft by the St. Louis Rams. He spent three seasons with the Rams before being picked up by the Kansas City Chiefs and Indianapolis Colts in 2008. Hagans spent the 2009 and 2010 campaigns with Washington.
- With redshirt senior **Dante Cephas** and junior **KeAndre Lambert-Smith**, Penn State was one of 28 FBS teams, and one of 18 Power Five teams, entering 2023 with at least two players with 1,000 career receiving yards on its roster.
- Cephas is a member of the Biletnikoff Award watch list.
- Lambert-Smith has started 30 career games and owns 94 receptions for 1,334 yards and 10 touchdowns in his career.
- His 1,334 receiving yards are rank 23rd in program history.
- He is averaging 14.2 yards per catch in his career and has 17 career receptions of 20+ yards.
- Lambert-Smith's 14.2 yards per catch ranks 33rd among FBS receivers with at least 90 career receptions.
- Against West Virginia, Lambert-Smith caught four passes for 123 yards and a career-best two touchdowns. He averaged 30.75 yards per reception.
- He hauled in a 72-yard touchdown reception on the opening drive. He added a 12-yard touchdown grab and a 30-yard reception.
- The Virginia native owns three career touchdown receptions of 70+ yards, with his 72-yard grab joining his 83-yard touchdown against Villanova in 2021 and his 88-yard touchdown reception against Utah in the 2023 Rose Bowl.
- In the WVU game, Lambert-Smith recorded his second career 100-yard receiving game.
- Lambert-Smith tied for a team high with six receptions and led the squad with 74 receiving yards against Delaware.
- He added three catches for 23 yards at Illinois.
- Lambert-Smith made a career-high eight receptions against Iowa. He tallied 66 receiving yards.
- The junior hauled in a 3-yard touchdown in the fourth quarter.
- Lambert-Smith hauled in 24 receptions for 389 yards and four touchdowns in 2022.
- In the Rose Bowl Game against Utah, he caught three passes for 124 yards, including an 88-yard touchdown grab.
- Lambert-Smith averaged a Penn State bowl-record 41.3 yards on three receptions in the Rose Bowl.
- The 88-yard touchdown reception is the longest pass play in Rose Bowl history and the fourth-longest passing play in Penn State history.
- The junior is the only receiver in Penn State history with multiple 80-yard receptions.
- Cephas joined the Nittany Lions as a transfer this past offseason. Cephas spent the previous four years at Kent State.
- A two-time first-team All-MAC selection, Cephas has collected 150 receptions, 2,221 receiving yards and 12 touchdowns in his collegiate career.
- Cephas ranks 13th among active FBS receivers with 2,221 career receiving yards.
- He is one of 11 current FBS receivers with 150+ receptions, 2,220+ receiving yards and 12+ receiving touchdowns.
- Cephas has 10 career 100-yard receiving games and has a reception in 31-straight games.
- In his Penn State debut, against West Virginia, Cephas made a 22-yard grab.
- Cephas hauled in two catches for 36 yards, including a 26-yard grab, against Delaware.
- The Pittsburgh native had a 13-yard catch at Illinois.
- Cephas notched an 11-yard reception vs. Iowa.
- He posted 48 catches for 744 yards and three touchdowns in nine games last season, leading the MAC and ranking 30th nationally averaging 82.7 receiving yards per game.
- He posted six receptions and 105 yards at Washington in 2022.
- Cephas set a Kent State single-game record with 246 receiving yards, on 13 catches, at Ohio (10/1/22).
- Junior **Malik McClain** arrives in Happy Valley after transferring from Florida State.
- Against WVU, McClain had a career-best 58 yards, including 25-yard touchdown reception in the fourth quarter, and tied a career high with four receptions.
- McClain has 38 receptions for 460 yards and six touchdowns in his career.
- Redshirt sophomore **Harrison Wallace III** earned his first career start in the West Virginia game.
- Wallace recorded a career-high seven receptions against the Mountaineers. He tallied a career-best 72 receiving yards.
- Wallace had three catches for 26 yards against Delaware.
- He has hauled in 29 catches for 371 yards and a touchdown in his career.
- Redshirt sophomore **Liam Clifford** made two grabs for 25 yards against WVU and made his first career start against Delaware.
- Clifford had a career-long 33-yard reception late in the second quarter at Illinois.
- He had two grabs for 17 yards in the Iowa contest.
- Sophomore **Omari Evans**, junior **Malick Meiga** and redshirt freshman **Kaden Saunders** have each experienced significant playing time at Penn State.
- Evans had a 4-yard touchdown reception against Delaware.
- Saunders had two catches for 19 yards in the Illinois game.
- Meiga has seven receptions for 104 yards and a touchdown in his PSU career and is a team captain in 2023.
- Redshirt freshman **Cristian Driver** made his first career reception against Delaware.

COACHING STAFF POTW

The Penn State coaching staff chooses players of the week in all three phases. Here are their selections:

SEPT. 2 - WEST VIRGINIA

- Offensive: Drew Allar
- Defensive: Curtis Jacobs
- Special Teams: Malik McClain
- D-Squad Offensive: Golden Israel-Achumba/Jan Mahlert
- D-Squad Defensive: Jace Tutty/Jake Wilson
- D-Squad Special Teams: Jason Estrella

SEPT. 9 - DELAWARE

- Offensive: Drew Allar
- Defensive: Dominic DeLuca
- Special Teams: Alex Felkins
- D-Squad Offensive: Jack Lambert/Liam Powers
- D-Squad Defensive: Jace Tutty/Kaveion Keys
- D-Squad Special Teams: Jace Tutty

SEPT. 16 - ILLINOIS

- Offensive: Hunter Nourzad
- Defensive: Abdul Carter/Dominic DeLuca/Johnny Dixon/..... Daequan Hardy/Kobe King/Cam Miller
- Special Teams: Malik McClain
- D-Squad Offensive: Dominic Rulli/Jake Spencer
- D-Squad Defensive: Kolin Dinkins/Winston Yates
- D-Squad Special Teams: Ethan Black

SEPT. 23 - IOWA

- Offensive: Olumuyiwa Fashanu/Vega Ioane/JB Nelson
- Hunter Nourzad/Drew Shelton/Caedan Wallace/Sal Wormley
- Defensive: Chop Robinson
- Special Teams: Dominic DeLuca
- D-Squad Offensive: Golden Israel-Achumba/London Montgomery
- D-Squad Defensive: Lamont Payne Jr./Jameial Lyons
- D-Squad Special Teams: Jace Tutty



Harrison Wallace III

KEANDRE LAMBERT-SMITH



LAMBERT-SMITH STATS

CAREER RECEPTIONS

94

Lambert-Smith has 94 career receptions, including 21 in 2023.

CAREER RECEIVING YARDS

1,334

Lambert-Smith has 1,334 career receiving yards, ranking 23rd in program history.

CAREER RECEIVING TDS

10

Lambert-Smith has hauled in 10 career receiving touchdowns, including three in 2023.

YARDS PER RECEPTION

14.2

Lambert-Smith is averaging 14.2 yards per reception in his career.

20+ YARD RECEPTIONS

17

Lambert-Smith has made 17 receptions of 20 or more yards as a Nittany Lion, including three receptions of 70+ yards.

OFFENSIVE LINE NOTES

- Offensive line coach **Phil Trautwein** enters his fourth season at Penn State.
- He was named to the American Football Coaches Association (AFCA) Class of 2021 "35 Under 35" list, recognizing the top-35 football coaches under the age of 35. He was the only Big Ten coach and the only offensive line coach on the 2021 list.
- In his four seasons at Penn State, Trautwein has helped 12 offensive linemen to earn All-Big Ten honors, including five in 2022.
- He's coached 22 All-Conference selections over the last six seasons, which includes a stint at Boston College as the offensive line coach.
- Trautwein was a two-time All-SEC selection and two-time team captain as a left tackle at Florida, earning first-team honors in 2008 and second-team accolades in 2006.
- He was part of the Gators winning the BCS National Championship and SEC titles in the 2006 and 2008 seasons.
- Six Nittany Lion offensive linemen own at least five career starts.
- Junior **Olumuyiwa Fashanu** has appeared in 21 games and made 14 starts at left tackle.
- Fashanu is a member of the Lombardi Award, Outland Trophy and Walter Camp Player of the Year Award watch lists.
- He was also selected Preseason All-America first team by the Associated Press and Pro Football Focus.
- According to Coaches By The Numbers, Fashanu has not allowed a sack on 70 pass plays in 2023.
- Following the Iowa game, Fashanu was named the Outland Trophy National Player of the Week.
- According to Coaches By The Numbers, Fashanu did not allow a sack and allowed only 10 pressures in 281 pass blocking snaps in 2022.
- Redshirt senior **Hunter Nourzad** was an honorable mention All-Big Ten selection by the coaches and media in his first season in Happy Valley.
- Nourzad owns 32 collegiate starts and 35 career appearances.
- According to Coaches By The Numbers, Nourzad has not given up a sack on 71 pass plays in 2023.
- Redshirt senior tackle **Caedan Wallace** has 31 starts and owns 38 career appearances.
- Redshirt senior **Sal Wormley** has started 17 games in 21 appearances.
- Through four games, according to Coaches By The Numbers, Wormley has not allowed a sack or a pressure in 64 pass plays.
- Wormley (coaches, media) was an honorable mention All-Big Ten selection.
- Redshirt junior **JB Nelson** made his first career start against West Virginia.
- Redshirt freshman **Olaivavega Ioane** earned his first career start against Delaware.
- Sophomore **Drew Shelton** has appeared in 10 games and made five starts.
- He did not allow a sack in 180 pass plays last season, according to Coaches By The Numbers.
- Through four games in 2023, the Nittany Lions' offensive line has allowed just 17 pressures and two sacks.
- In 2023, Penn State ranks fourth in the nation in sacks allowed per game (0.5) and 17th in rushing offense (210.0).
- Penn State also ranks fifth in the country with 109 total first downs.
- Penn State tallied 478 total yards and threw for 332 yards against WVU.
- Between the final four drives of the West Virginia game and the first four drives of the Delaware game, Penn State scored on eight-straight possessions.
- Penn State tallied 541 total yards against the Blue Hens. The Nittany Lions posted 400+ total yards in nine-straight games before snapping their streak at Illinois.
- Penn State rushed for 215 yards against Iowa and did not allow a sack for the second time this season.

NITTANY LIONS IN THE NFL

- A total of 39 Penn State football alumni are populating the rosters of 25 National Football League teams.
- The Nittany Lions annually are among the top 20 programs nationally in producing players in the NFL. In addition, three former Nittany Lions are members of NFL coaching staffs.
- Nine players from PSU's 2022 squad are on NFL teams.

NITTANY LIONS ON NFL ROSTERS

(Pro Experience in Parentheses)

- Atlanta Falcons (1):** Arnold Ebiketie (2)
- Arizona Cardinals (1):** Jesse Luketa (2)
- Baltimore Ravens (2):** Odafe Oweh (3), Jordan Stout (2)
- Buffalo Bills (3):** Ryan Bates (5), DaQuan Jones (10), Connor McGovern (5)
- Carolina Panthers (2):** Yetur Gross-Matos (4), Miles Sanders (5)
- Chicago Bears (1):** Jaquan Brisker (2)
- Cincinnati Bengals (1):** Nick Scott (5)
- Dallas Cowboys (1):** Micah Parsons (3)
- Denver Broncos (1):** *PJ Mustipher (R)*
- Detroit Lions (1):** Jason Cabinda (6)
- Green Bay Packers (2):** Sean Clifford (R), Rasheed Walker (2)
- Houston Texans (1):** Juice Scruggs[®] (R)
- Indianapolis Colts (1):** Will Fries (3)
- Jacksonville Jaguars (2):** Brenton Strange (R), Parker Washington (R)
- Kansas City Chiefs (1):** Donovan Smith (9)
- Los Angeles Chargers (1):** Austin Johnson (8)
- Miami Dolphins (1):** *Nick Bowers (3)*
- New England Patriots (1):** Mike Gesicki (6)
- New York Giants (3):** Saquon Barkley (6) [Ⓒ], Cam Brown (4) [Ⓒ], *Amani Oruwariye (5)*
- New York Jets (1):** Adrian Amos (9)
- Pittsburgh Steelers (3):** Pat Freiermuth (3), Joey Porter Jr. (R), Allen Robinson II (10)
- San Francisco 49ers (2):** Ji'Ayir Brown (R), Kevin Givens (4)
- Seattle Seahawks (1):** Chris Stoll (R)
- Tampa Bay Buccaneers (1):** Chris Godwin (7)
- Washington Commanders (4):** Troy Apke[®] (5), *Tariq Castro-Fields (2)*, Jahan Dotson (2), Mitchell Tinsley (R)

Italics indicates practice squad | Ⓒ Team Captain | Ⓜ Injured Reserve

**As of September 24, 2023*

THREE FORMER LIONS ON NFL COACHING STAFFS

Three former Nittany Lions are patrolling the sidelines as part of NFL coaching staffs in 2023.

- Jeff Nixon (New York Giants, running backs)
- Bobby Engram (Washington, wide receivers)
- Christian Daboll (New York Giants, offensive assistant)



Olumuyiwa Fashanu

DEFENSIVE NOTES

- **Manny Diaz** is in his second season as Penn State's defensive coordinator and linebackers coach and was a Broyles Award semifinalist.
- Diaz, who has 25 years of collegiate coaching experience, including three as a head coach and 14 as a defensive coordinator, joined PSU after spending six seasons (2016-21) at Miami, including three seasons as head coach (2019-21), where he coached the Hurricanes to three bowl appearances.
- Penn State had 10 All-Big Ten selections on defense in 2022, led by first-team selection CB Joey Porter Jr.
- Porter and CB **Kalen King** were tabbed second-team All-America by the Walter Camp Football Foundation, while Porter added second-team All-America honors from the AFCA, AP & FWAA.
- The Nittany Lions placed three on the preseason Bronko Nagurski Trophy watch list with sophomore LB **Abdul Carter**, King and junior DE **Chop Robinson** all landing on the list.
- Penn State is tied for the most representatives on the Nagurski Trophy watch list.
- Through four games in 2023, Penn State leads the country in total defense (219.5), passing defense (138.0), passing efficiency defense (88.26) and first downs allowed (46).
- The Nittany Lions rank fourth in the nation in scoring defense (8.8).
- Penn State sits 13th in the nation in rushing defense (81.5) and fifth in third down conversion defense (24.5).
- The Nittany Lions are second in the country in turnovers gained (11), third in fumbles recovered (6) and 26th in interceptions (5).
- Penn State holds 18th in the country in sacks per game (3.25).
- Through four games, 16 Nittany Lions have recorded at least one tackle for loss and 11 have recorded at least one sack.
- Penn State is tied with Texas State among FBS teams for the most players with a sack this season, while being one of 13 teams with 16+ players with a tackle for loss this year.
- Penn State is allowing a 50.5 percent completion percentage (53-of-105) and just 5.26 yards per pass attempt.
- Before snapping the streak against Iowa, Penn State had recorded at least six tackles for loss in each of the last 11 games, including six against West Virginia and seven against Delaware and Illinois. The 11 games with 6+ tackles for loss was the longest streak in the nation.
- Over the last two seasons, Penn State has held opponents to under a 50 completion percentage in eight games, tied for the nation's second-most.
- Since 2022, Penn State has forced 37 turnovers (19 interceptions, 18 fumbles), good for second in the nation.
- Penn State's 18 fumbles recovered over the last two seasons are tied third in the nation and are the most in the Big Ten, while the 19 interceptions are tied 18th.
- Penn State has recorded three or more takeaways in eight games over the last two seasons, tied-most among FBS teams.
- Over the last two seasons, Penn State is 10-0 when forcing multiple takeaways in a game.
- Since 2022, Penn State is third in the nation in turnover margin, averaging a +1.35 margin (2.18 gained per game; 0.82 lost per game), best in the Big Ten.
- Against the Mountaineers, Penn State stopped West Virginia on three fourth-down conversion attempts.
- The Nittany Lions recorded six tackles for loss and three sacks against the Mountaineers.
- Penn State limited West Virginia to 162 passing yards.
- LB **Curtis Jacobs** led PSU with 10 tackles, his third career game with double-digit tackles, and added a solo sack.
- Carter and redshirt sophomore LB **Dominic DeLuca** each recorded a solo sack.
- Against West Virginia, sophomore DT **Zane Durant**, LB **Kobe King** and junior S **Jaylen Reed** all made their first career starts, while Robinson made his first start at Penn State.
- In the Delaware game, Penn State forced its first takeaway of the season in the third quarter on a fumble forced by S **Keaton Ellis** and recovered by S **Kevin Winston Jr.**

- DeLuca recorded a 26-yard pick-six in the third quarter. It was Penn State's first interception return for a touchdown since Curtis Jacobs' 47-yard return at Michigan in 2022.
- Penn State held Delaware to just 41 offensive plays and just five first downs.
- The Nittany Lions held Delaware to just 140 total yards and 82 yards rushing.
- Penn State held Delaware to 58 yards passing on just six completions.
- At Illinois, Penn State forced five takeaways, including four interceptions and a fumble recovery.
- Penn State gained five takeaways in a game for the first time since 2017 against Georgia State and recorded four interceptions in a game for the first time since 2014 against Temple.
- The Nittany Lions forced turnovers on three-straight possessions (two fumbles, one interception) in the first quarter.
- Penn State forced takeaways on three-straight possession for the first time since 2016 at Indiana (three fumbles).
- Penn State limited Illinois to 62 rushing yards.
- Including four fumble recoveries against Iowa, Penn State has forced nine takeaways in the last two games.
- Penn State held Iowa to four first downs, the fewest ever allowed by Penn State in a Big Ten game.
- After allowing Iowa to get one first down on each of its first two possessions in the first quarter, Penn State held Iowa without a first down for the next seven drives and limited the Hawkeyes to just five plays in Penn State territory.
- Penn State held Iowa to 76 yards of offense, the fewest ever allowed by Penn State in a Big Ten game, and just 33 plays, giving up 2.3 yards per play.
- Penn State held Iowa to 20 yards rushing, the fourth-lowest since 2014, and 56 passing yards, the seventh-lowest since 2014.
- Penn State held Iowa to just one third-down conversion on nine attempts.
- Jacobs recovered a fumble in the first quarter and a muffed punt in the second quarter, becoming first Penn State player to recover two fumbles in a game since Mark D'Onofrio against Temple on October 5, 1991.
- Over the last nine seasons, PSU sits second nationally in sacks per game (3.05; trailing only Clemson) and third in fewest passing TDs allowed per game (0.99) and QB hurries (971), fourth in total pressures generated (1,472), fourth in tackles for loss percentage (10.74), fifth in fewest passing yards per attempt (6.20) and 10th in fewest rushing yards per attempt (3.56).
- Penn State's 320 sacks over the last nine years (2015-23) are fourth behind Clemson (381), Alabama (364) and Pitt (347).
- Over the last nine years, Penn State has accumulated a 8.57 percent sack percentage (320 sacks on 4,529 plays), which ranks fifth in the FBS.
- Since 2014, Penn State has held opponents to seven or less points 27 times, tied fifth-most among FBS teams. Twenty of those 27 games have been against Big Ten opponents.
- In the **James Franklin** era, Penn State has recorded nine shutouts, fourth-most among FBS teams. PSU also has the third-most shutouts (14) in the FBS since 2007.
- Since 2014, PSU has held an opponent under 300 total yards 53 times, tied seventh-most among FBS teams.
- Since 2014, the Nittany Lions have allowed less than 200 passing yards in 67 games, eighth-most among FBS teams, and have held opponents under 100 passing yards in 19 games in that span, tied eighth-most among FBS teams.
- Since 2014, Penn State has held opponents under 100 rushing yards on 51 occasions, tied 10th-most among FBS teams, and have held opponents under 50 rushing yards in 19 games, tied 10th-most among FBS teams.
- Penn State has registered 10 or more tackles for loss 29 times since 2014, third-most among FBS teams.
- The Nittany Lions have forced multiple takeaways in a game on 52 occasions since 2014, including three times in 2023.

CHOP ROBINSON



ROBINSON STATS

CAREER TACKLES

52

Robinson has 52 career tackles, including 33 at Penn State.

CAREER SOLO TACKLES

36

Thirty-six of Robinson's 52 career tackles are solo stops.

CAREER TFL

15.5

Robinson has tallied 15.5 career tackles for loss, including 13 as a Nittany Lion.

CAREER SACKS

8.5

Robinson has collected 8.5 career sacks, including 6.5 at Penn State.

FORCED FUMBLES

2

Robinson has two forced fumbles as a Nittany Lion.

18 2023 PENN STATE FOOTBALL

DEFENSIVE LINE NOTES

- **Deion Barnes** is in his first season heading the Nittany Lion defensive line corps. Barnes spent the previous three years on the Penn State staff as a graduate assistant working with the defensive line.
- Barnes was a three-year letterwinner at defensive end for Penn State from 2012-14 and was named Big Ten Freshman of the Year in 2012.
- He helped coach 11 All-Big Ten defensive linemen, including three first-team selections and a second-team All-American in his first three seasons working with the Penn State defensive line.
- Through four games in 2023, Penn State leads the country in total defense (219.5), passing defense (138.0), passing efficiency defense (88.26) and first downs allowed (46).
- The Nittany Lions rank fourth in the nation in scoring defense (8.8).
- Penn State sits 13th in the nation in rushing defense (81.5) and fifth in third down conversion defense (24.5).
- Penn State holds 18th in the country in sacks per game (3.25).
- Through four games, 16 Nittany Lions have recorded at least one tackle for loss and 11 have recorded at least one sack.
- Penn State started the 2023 campaign with six tackles for loss and three sacks against West Virginia.
- The Nittany Lions tallied seven tackles for loss and four sacks in the Delaware game.
- The Penn State defensive line recorded three sacks, three forced fumbles and two fumble recoveries against Iowa.
- Redshirt senior DE **Adisa Isaac** has played in 37 games as a Nittany Lion, making 17 starts.
- He owns 62 tackles, 18.5 tackles for loss, 8.5 sacks, a forced fumble and a fumble recovery in his career.
- Isaac collected four tackles, including a tackle for loss and a half-sack at Illinois.
- In the season opener against West Virginia, Isaac posted two tackles, including a tackle for loss, and a QB hurry.
- Against Iowa, Isaac notched a solo sack and recovered a fumble. It was his first career fumble recovery.
- DE **Chop Robinson** has collected 52 tackles, 15.5 tackles for loss, 8.5 sacks, two forced fumbles, one fumble recovery and three pass breakups in his collegiate career.
- He is a member of the Bednarik Award, Bronko Nagurski Trophy and Lombardi Award watch lists.
- He is also a preseason second team All-American by Sporting News and Pro Football Focus in 2023.
- Robinson made his first start as a Nittany Lion against West Virginia and tallied two tackles, including a solo tackle for loss.
- He notched two stops, including a tackle for loss, and a pass breakup at Illinois.
- In the Iowa game, Robinson made two tackles, including a strip-sack in the third quarter. He added two quarterback hurries.
- The forced fumble was the second of Robinson's career.
- Sophomore DE **Dani Dennis-Sutton** has tallied 21 tackles, 4.5 tackles for loss, three sacks, a forced fumble, an interception and a pass breakup as a Nittany Lion.
- He assisted on a tackle for loss in the Delaware game.
- In the Iowa game, Dennis-Sutton forced a fumble in the first quarter and added a pass breakup and a quarterback hurry.
- Redshirt senior DT **Hakeem Beamon** owns 16 career starts and 28 career appearances.
- Beamon has totaled 28 tackles, 7.5 tackles for loss and four sacks at Penn State.
- Redshirt senior DT **Dvon Ellies** has seen valuable time at defensive tackle, making four career starts in 34 appearances.
- Ellies is on watch lists for the Allstate AFCA Good Works Team and the Wuerffel Trophy.
- Sophomore DT **Zane Durant** made his first career start against WVU, posting two tackles.
- Against Delaware, Durant tied for the team high with four tackles, while setting a career high.
- He posted a career-best 1.5 tackles for loss, including a solo sack.
- Redshirt junior DE **Zuriah Fisher** recorded his first career sack in the fourth quarter against Delaware.
- Fisher collected two tackles, including a half-sack, at Illinois, and recovered a fumble against Iowa.
- Junior DT **Coziah Izzard**, junior DE **Amin Vanover** and sophomore DT **Jordan van den Berg** all gained playing time in 2022.
- Vanover had a strip-sack against Iowa, his first career forced fumble.
- Izzard recorded a career-high two sacks against Illinois.



Adisa Isaac

COACHING STAFF NOTES

COACHING STAFF CHANGES

- The Nittany Lion coaching staff has two new faces for the 2023 season with the addition of wide receivers coach/offensive recruiting coordinator **Marques Hagans** and defensive line coach **Deion Barnes**.
- Hagans joined Penn State staff after serving as the Associate Head Coach/Wide Receivers Coach at Virginia for the previous 11 years.
- During his time at Virginia, Hagans coached 10 of the top 15 career receptions leaders in program history.
- Hagans was a four-year letterman at Virginia from 2002-05 and currently sits No. 10 all-time in passing yards with 4,877. He also ranks seventh in total offense with 5,779 yards.
- He was selected, as a receiver, in the fifth round (144th overall) of the 2006 NFL Draft by the St. Louis Rams.
- Barnes spent the previous three years on the Penn State staff as a graduate assistant working with the defensive line.
- Following a professional playing career in the NFL and the AAF, Barnes joined the Penn State coaching staff in 2020.
- During his three seasons working with the defensive line, Barnes helped coach 11 All-Big Ten defensive linemen, including three first-team selections and a second-team All-American.
- Barnes tutored defensive tackle PJ Mustipher, who was a two-time captain for the Nittany Lions and a three-time All-Big Ten honoree.
- During the 2022 season, Penn State led the Big Ten with 104 tackles for loss (T-4th nationally) and 42 sacks (T-6th).

ASSISTANT COACHES



Manny Diaz
Defensive Coord./
Linebackers
Field



Mike Yurcich
Offensive Coord./
Quarterbacks
Booth
Mike YUR-sitch



Stacy Collins
Special Teams
Coord./Outside LB/
Nickels
Field



Deion Barnes
Defensive Line
Field



Marques Hagans
Wide Receivers
Field
Marcus HAY-ginns



Ty Howle
Co-Offensive Coord./
Tight Ends
Booth
Ty Howl



Anthony Poindexter
Co-Defensive
Coordinator/Safeties
Booth



Ja'Juan Seider
Co-Offensive Coord./
Running Backs
Field
JAY-juan cider



Terry M. Smith
Assoc. Head Coach/
Cornerbacks
Field



Phil Trautwein
Offensive Line
Field
Phil trout-wine

CORNERBACKS NOTES

- **Terry M. Smith** is in his 10th season as Penn State's cornerbacks coach. He is also the program's associate head coach and defensive recruiting coordinator.
- Smith has tutored a secondary which has seen 11 defensive backs taken in the NFL Draft since 2016, including two in 2023, tied for the fourth-most nationally.
- **Joey Porter Jr.** was selected 32nd overall by the Pittsburgh Steelers in the 2023 NFL Draft.
- Smith was a four-year letterwinner (1988-91) and three-year starter at wide receiver at Penn State. He ranks tied for 10th in career receiving touchdowns (15), 13th in career receiving yardage (1,825) and 14th in career receptions (108).
- Penn State led the country with 85 pass breakups in 2022.
- Through four games in 2023, Penn State leads the country in total defense (219.5), passing defense (138.0), passing efficiency defense (88.26) and first downs allowed (46).
- Penn State sits fifth in third down conversion defense (24.5).
- The Nittany Lions are second in the country in turnovers gained (11), third in fumbles recovered (6) and 26th in interceptions (5).
- Penn State is allowing a 50.5 percent completion percentage (53-of-105) and just 5.26 yards per pass attempt.
- Over the last two seasons, Penn State has held opponents to under a 50 completion percentage in eight games, tied for the nation's second-most.
- Since 2022, Penn State has forced 37 turnovers (19 interceptions, 18 fumbles), good for second in the nation.
- The Nittany Lions held Delaware to 58 passing yards and just six completions.
- Penn State held Iowa to four first downs, the fewest ever allowed by Penn State in a Big Ten game.
- After allowing Iowa to get one first down on each of its first two possessions in the first quarter, Penn State held Iowa without a first down for the next seven drives and limited the Hawkeyes to just five plays in Penn State territory.
- Penn State held Iowa to 76 yards of offense, the fewest ever allowed by Penn State in a Big Ten game, and just 33 plays, giving up 2.3 yards per play.
- Penn State held Iowa 56 passing yards and just six completions.
- Penn State held Iowa to just one third-down conversion on nine attempts.
- Junior **Kalen King** begins the 2023 season on watch lists for the Bednarik Award, Bronko Nagurski Trophy, Butkus Award, Lott IMPACT Trophy and Jim Thorpe Award.

- In his career, King has 62 tackles, four tackles for loss, three interceptions, 24 pass breakups, two forced fumbles and a fumble recovery.
- He was named Preseason All-America first team by the Associated Press and Pro Football Focus.
- King recorded four tackles in the season opener vs. West Virginia.
- He added four tackles and a pass breakup at Illinois.
- Through the first four games, according to Coaches By The Numbers, King allowed a 33.3 completion percentage (3-of-9) when targeted.
- Senior **Johnny Dixon** has recorded 76 tackles, six tackles for loss, three sacks, four interceptions, 19 pass breakups, one forced fumble and one fumble recovery in his collegiate career.
- Dixon began the 2023 season with three solo tackles and two pass breakups against West Virginia.
- At Illinois, Dixon picked off a pass in the third quarter and returned it 21 yards, his longest career return.
- Through the first four games, according to Coaches By The Numbers, Dixon is allowing a 50.0 completion percentage (4-of-8) when targeted.
- Redshirt senior **Daequan Hardy** has accounted for 40 tackles, 4.5 tackles for loss, 2.5 sacks, four interceptions, 13 pass breakups, and a forced fumble in his Penn State career.
- At Illinois, Hardy notched an interception in the first quarter, his fourth career interception.
- In two games this season, according to Coaches By The Numbers, Hardy is allowing a 14.3 completion percentage (1-of-7) when targeted.
- Sophomore **Cam Miller** has played in 15 games at Penn State, while totaling 13 tackles, one tackle for loss and an interception.
- Miller recorded four tackles, all solo, including his first career tackle for loss against West Virginia.
- The Florida native picked off a pass in the third quarter at Illinois for his first career interception.
- **Zion Tracy** and **Elliot Washington II** were among five Penn State true freshmen who played in the West Virginia game.
- Tracy recorded a tackle on kickoff coverage against Delaware.
- Washington had two tackles against the Blue Hens and at Illinois.
- Redshirt freshman **Audavion Collins** notched his first two career tackles in the Delaware game, including his first career tackle for loss.



Johnny Dixon



Cam Miller

KALEN KING



KING STATS

CAREER TACKLES

62

King has recorded 62 tackles as a Nittany Lion, including nine in 2023.

CAREER SOLO TACKLES

42

Forty-two of King's 62 tackles are solo stops, including four this season.

CAREER PASS BREAKUPS

24

King owns 24 career pass breakups and recorded 18 in 2022.

CAREER INTERCEPTIONS

3

King has three career interceptions.

CAREER FORCED FUMBLES

2

King has registered two forced fumbles in his PSU career.

LINEBACKERS NOTES

- In addition to leading the defense, Manny Diaz also coaches the linebacker unit.
- Penn State's linebacker corps returns a four-year veteran in **Curtis Jacobs**, an honorable mention All-Big Ten selection in 2022, who has played in 36 career games and made 27 starts.
- Jacobs owns 137 career tackles, 17 tackles for loss, eight sacks, a forced fumble, four fumble recoveries and two interceptions.
- He is on the Butkus Award watch list.
- Against West Virginia, Jacobs finished with a team-high 10 tackles, including seven solo, and a solo sack.
- It marked Jacobs' third career game with double-digit tackles.
- In the lowa game, Jacobs recorded a solo tackle for loss and two fumble recoveries.
- He recovered a fumble in the first quarter and a muffed punt in the second quarter.
- Jacobs is the first Penn State player to recover two fumbles in a game since Mark D'Onofrio against Temple on October 5, 1991.
- Sophomore **Abdul Carter** owns 66 tackles (42 solo), 11.5 tackles for loss, 7.5 sacks, two forced fumbles, an interception and four pass breakups in his first two seasons in Happy Valley.
- Carter started his 2023 campaign with a solo sack in the fourth quarter against West Virginia.
- He tied for the team high with four tackles against Delaware.
- Carter recorded his first career interception in the first quarter at Illinois, adding two tackles.
- The Philadelphia native tied for a team high with three tackles against Iowa.
- Carter is on watch lists for the Bednarik Award, Bronko Nagurski Trophy, Butkus Award, Lombardi Award and Lott IMPACT Trophy.
- The sophomore was named Pro Football Focus Preseason All-America honorable mention.
- Redshirt sophomore **Kobe King** made his first career start in the WVU game and collected five tackles.
- He secured four tackles, a tackle for loss and his second career fumble recovery at Illinois.
- Redshirt sophomore **Dominic DeLuca** registered a solo sack in the second quarter against West Virginia.
- DeLuca picked off a pass and returned it 26 yards for a touchdown against Delaware.
- It was his first career interception and PSU's first pick-six since Jacobs' interception return against Michigan.
- DeLuca tied for the team-lead with a career-high six tackles at Illinois.
- On a tackle for loss in the first quarter, DeLuca notched his first career forced fumble.
- Against Iowa, DeLuca forced a fumble in the fourth quarter, his second forced fumble in two weeks.
- Redshirt freshman **Keon Wylie** had a career-high four tackles (two solo) at Illinois.
- **Tony Rojas** was one of five Penn State true freshmen that played against West Virginia.
- Rojas posted two tackles against West Virginia.
- He followed with two tackles, including his first career tackle for loss, against Delaware.
- Penn State has 71 linebackers drafted all-time, the most for any school.



Curtis Jacobs

SAFETIES NOTES

- Co-Defensive coordinator/safeties coach **Anthony Poindexter** is in his third season on the Nittany Lion coaching staff.
- Poindexter has 19 years of collegiate coaching experience, including seven as a defensive or co-defensive coordinator.
- As a player, Poindexter, a two-time consensus All-American at Virginia and was chosen as the 1998 ACC Defensive Player of the Year.
- Poindexter was inducted into the College Football Hall of Fame in 2020.
- The Nittany Lions held Delaware to 58 passing yards and just six completions, the lowest number in a game since giving up five completions at Rutgers in 2018.
- Through four games in 2023, Penn State leads the country in total defense (219.5), passing defense (138.0), passing efficiency defense (88.26) and first downs allowed (46).
- Penn State is allowing a 50.5 percent completion percentage (53-of-105) and just 5.26 yards per pass attempt.
- Over the last two seasons, Penn State has held opponents to under a 50 completion percentage in eight games, tied for the nation's second-most.
- Senior **Keaton Ellis**, a team captain, brings a wealth of experience to the Penn State secondary, having appeared in 47 career games, making 22 starts.
- In his career, Ellis owns 78 tackles (51 solo), three tackles for loss, four forced fumbles, one fumble recovery, an interception and 12 pass breakups.
- Ellis made three stops, all solo, against West Virginia.
- The senior forced a fumble in the third quarter against Delaware. It was his fourth career forced fumble and led to a Penn State touchdown.
- Redshirt sophomore **Zakee Wheatley** has played in 21 career games, collecting 41 tackles (30 solo), two interceptions, one forced fumble and one pass breakup.
- Wheatley tallied four tackles, all solo, against WVU.
- He tied for a team high with six tackles at Illinois and made two stops against Iowa.
- Junior **Jaylen Reed** has played in 25 contests and started four games.
- He has tallied 49 tackles (36 solo), three tackles for loss, one sack and four pass breakups at Penn State.
- Reed made his first career start against WVU and finished the game with four tackles (three solo).
- The Michigan native recorded his first career sack against Delaware. It was his third career tackle for loss.
- He registered four tackles at Illinois.
- Reed had two tackles and a pass breakup vs. Iowa.
- Sophomore **Kevin Winston Jr.** has seen playing time in 15 games in his first two years in Happy Valley.
- Winston has 24 tackles, one tackle for loss, one fumble recovery and two pass breakups as a Nittany Lion.
- Winston earned his first career start in the West Virginia game, notching a career-high-tying three tackles.
- He recovered a fumble in the third quarter against Delaware for his first career fumble recovery.
- He had three tackles and a pass breakup at Illinois and followed with a pass breakup against Iowa.
- Freshman **King Mack** is one of five Penn State true freshmen who played in the West Virginia game.



Keaton Ellis

2023

ABDUL CARTER



CARTER STATS

CAREER TACKLES

66

Carter has made 66 tackles in his PSU career, including 10 tackles in 2023.

CAREER SOLO TACKLES

42

Forty-two of Carter's 66 tackles have been solo stops.

CAREER TACKLES FOR LOSS

11.5

Carter has recorded 11.5 career tackles for loss, including one tackle for loss in 2023.

CAREER SACKS

7.5

The sophomore has posted 7.5 career sacks, including one sack this season.

CAREER FORCED FUMBLES

2

Carter has notched two career forced fumbles.

LETTERMEN MAKING THEIR RETURN

- Ten members of the Penn State coaching and support staffs played at Penn State.
- Associate head coach/cornerbacks coach **Terry M. Smith** was a three-year starter at wide receiver from 1989-91.
- Co-offensive coordinator and tight Ends Coach **Ty Howle** was a four-year letterwinner on the Penn State offensive line from 2009-13. He played in 47 career games, making 13 starts.
- Defensive line coach **Deion Barnes** made 31 starts as a Nittany Lion from 2012-14. In 2014, Barnes tallied 12.5 tackles for loss and six sacks. He led PSU with 10 tackles for loss and six sacks in 2012 to earn consensus freshman All-American honors.
- Defensive graduate assistant **Torrence Brown** was a three-year letterman on the defensive line for the Nittany Lions (2015-17). He appeared in 30 career games, making seven starts.
- Defensive analyst **Dan Connor** was a two-time first-team All-America linebacker for Penn State in 2006 and 2007, the 14th Nittany Lion to be named a two-time first-team All-American. He finished his career as Penn State's all-time leader with 419 tackles.
- Offensive analyst **Calvin Lowry** was a first-team All-Big Ten safety for the Nittany Lions. He totaled nine career interceptions and was PSU's leading punt returner for three seasons.
- Assistant director of performance enhancement **Tyrone Smith** was a defensive tackle for Penn State and lettered during the 2014 season.
- Recruiting coordinator **Alan Zemaitis** letterman and three-time All-Big Ten selection for the blue and white from 2002-05. Zemaitis sits tied fifth all-time at Penn State with 12 career interceptions. He also holds fifth all-time at Penn State with 46 passes defended. Zemaitis helped the Nittany Lions to a Big Ten Championship in 2005.
- Director of Football Academic Services **Todd Kulka** lettered as a linebacker and graduated in 1995. He helped Penn State to a 9-3 record and an Outback Bowl victory in 1995.
- Director of the Football Letterman's Club **Wally Richardson** was a four-year letterman as a quarterback in 1992 and 1994-96. Richardson ranks 12th all-time at Penn State with 4,419 career passing yards. He also sits eighth all-time with 378 completions and 12th all-time with 27 touchdown passes.

SPECIAL TEAMS NOTES

- **Stacy Collins** is in his second season as Penn State's special teams coordinator/outside linebacker/nickels coach. Collins has 25 years of collegiate coaching experience.
- Last season, Collins helped Chris Stoll to win the Patrick Mannely Award, honoring the nation's top long snapper.
- According to Coaches By The Numbers, since 2019, Penn State's kick return defense ranks fourth in the nation in touchback percentage (74.1; 1st in B1G), fifth in the nation in percentage of kickoffs returned (17.7; 1st) and percentage of kickoffs returned inside the 25 (73.2; 2nd) and 11th in average opponent field position (25.2; 4th).
- Since 2019, Penn State's punt return defense is second in the country in punts inside the 10 (18.9 percent; 2nd in B1G), ranked eighth in punts inside the 20 (42.9; t-3rd) and 10th in net punting (43.3; 3rd).
- Since 2017, Penn State has scored seven special teams touchdowns (four kick return, three punt return), ranking fourth in the Big Ten.
- Penn State is one of 10 FBS schools that has not allowed a special teams touchdown since the start of the 2019 season (52-straight games).
- Senior K **Alex Felkins** transferred to Penn State from Columbia, where he earned his degree in psychology.
- Felkins owns five career games with three field goal makes.
- He has hit three career field goals of 50+ yards, 13 of 40+ yards and is 93-of-97 on extra points.
- In the Illinois game, Felkins hit the 200-career point mark. He has 216 career points.
- Against West Virginia, Felkins hit a 25-yard field goal and converted all three extra-point attempts.
- Felkins converted all eight extra-point attempts vs. Delaware and hit four kickoffs, all for touchbacks.
- At Illinois, Felkins tallied 12 points with three field goals (20, 45 and 28 yards) and three extra-points.
- Felkins converted a 46-yard field goal in the first quarter and all four extra-point attempts.
- Senior P **Riley Thompson** transferred from Florida Atlantic.
- Thompson is a member of the Ray Guy Award watch list.
- Thompson booted two punts against West Virginia, including a long of 46 yards.
- The senior landed a 47-yard punt at the Delaware 7.
- He averaged 43.8 yards on six punts at Illinois, landing two punts inside the 20.
- Thompson has placed 29 career punts inside the 20 and seven punts inside the 10.
- Thompson has blasted 15 punts of 50+ yards in his career.
- In the Illinois game, Thompson went over 3,000 career punt yards.
- In 2022, Thompson totaled 61 punts for 2,770 yards (45.4 average) with a long of 71.
- Redshirt freshman P **Alex Bacchetta** made his collegiate debut against Maryland in 2022 and landed both of his punts inside the 20 and one inside the 10.
- All-Big Ten second team KR **Nicholas Singleton** scored on a 100-yard kickoff return at Rutgers in 2022, tied for the second-longest kick return touchdown in program history.
- Singleton averaged 24.9 yards per kick return last season and tallied seven returns of 20 or more yards.
- For his career, Singleton is averaging 23.6 yards per kick return, sitting 10th all-time at Penn State.
- Singleton had a 26-yard kick return against Delaware.
- He had returns of 31 and 23 yards at Illinois.
- Redshirt sophomore SN **Tyler Duzansky** has appeared in 11 career games and has served as the primary long snapper in the first four games of 2023.
- LB **Dominic DeLuca** has been voted as a captain and was awarded No. 0 as the team's special teams leader.
- DeLuca blocked a punt against Minnesota in 2022, PSU's first since Journey Brown against Buffalo in 2019.

RILEY THOMPSON



THOMPSON STATS

PUNT AVERAGE

44.8

Thompson has a 44.8 career punt average, totaling 3,313 yards on 74 punts

INSIDE THE 20

29

Thompson has dropped 29 career punts inside the 20

INSIDE THE 10

7

Thompson has landed 7 career punts inside the 10

50+ YARD PUNTS

15

Thompson has blasted 15 punts of 50+ yards in his career

22 2023 PENN STATE FOOTBALL

NUMERICAL ROSTER (0-40)

NO.	NAME	POS.	EL.	HT.	WT.	HIGH SCHOOL/COACH	HOMETOWN
0	DeLuca, Dominic *	LB	R-So.	6-1	218	Wyoming Area/Randy Spencer	West Pittston, Pa.
1	Lambert-Smith, KeAndre ***	WR	Jr.	6-1	185	Maury/Dyrrri McCain	Norfolk, Va.
1	Reed, Jaylen **	S	Jr.	6-0	205	Martin Luther King Jr./Tyronne Spencer	Detroit, Mich.
2	Clifford, Liam *	WR	R-So.	6-1	201	St. Xavier/Steve Specht	Maineville, Ohio
2	Ellis, Keaton ****	S	Sr.	5-11	190	State College Area/Matt Lintal	State College, Pa.
3	Cephas, Dante	WR	R-Sr.	6-0	193	Penn Hills/Jon LeDonne/Kent State	Pittsburgh, Pa.
3	Dixon, Johnny **	CB	Sr.	6-0	196	Chamberlain/Jason Lane/South Carolina	Tampa, Fla.
4	King, Kalen **	CB	Jr.	5-11	190	Cass Tech/Thomas Wilcher	Detroit, Mich.
4	Meiga, Malick *	WR	Jr.	6-4	203	Cegep du Vieux/Renaldo Sagesse	Saint Jerome, Que.
5	Evans, Omari *	WR	So.	6-0	189	Shoemaker/Toby Foreman	Killeen, Texas
5	Miller, Cam *	CB	So.	6-0	183	Trinity Christian Academy/Verlon Dorminey	Fernandina Beach, Fla.
6	Wallace III, Harrison *	WR	R-So.	6-1	194	Pike Road/Patrick Browning	Montgomery, Ala.
6	Wheatley, Zakee *	S	R-So.	6-2	198	Archbishop Spalding/Kyle Schmitt	Crofton, Md.
7	Saunders, Kaden	WR	R-Fr.	5-10	175	Westerville South/Matthew Christ	Columbus, Ohio
8	Johnson, Tyler	WR	R-Fr.	6-0	183	Magna Vista/Joe Favero	Martinsville, Va.
8	Nelson, DaKaari	S	Fr.	6-3	220	Selma/Willie Gandy	Livingston, Ala.
9	Mack, King	S	Fr.	5-10	188	St. Thomas Aquinas/Roger Harriott	Miami, Fla.
9	Pribula, Beau	QB	R-Fr.	6-2	203	Central York/Gerry Yonchiuk	York, Pa.
10	Flowers, Mehki	S	R-Fr.	6-0	190	Central Dauphin East/Lance Dean	Harrisburg, Pa.
10	Singleton, Nicholas *	RB	So.	6-0	222	Governor Mifflin/Jeff Lang	Shillington, Pa.
11	Carter, Abdul *	LB	So.	6-3	249	La Salle College High School/John Steinmetz	Philadelphia, Pa.
11	McClain, Malik	WR	Jr.	6-4	206	IMG Academy (Fla.)/Bobby Acosta/Florida State	Daphne, Ala.
12	Ivey, Anthony	WR	R-Fr.	5-11	180	Manheim Township/Mark Evans	Lancaster, Pa.
12	Tracy, Zion	CB	Fr.	5-11	180	St. Thomas More (Conn.)/Ernest Anderson	Hempstead, N.Y.
13	Allen, Kaytron *	RB	So.	5-11	222	IMG Academy (Fla.)/Pepper Johnson	Norfolk, Va.
13	Rojas, Tony	LB	Fr.	6-2	225	Fairfax/Trey Taylor	Fairfax, Va.
14	Mills, Tyrece	S	R-Jr.	6-1	198	Northeast/Troy Gore/Lackawanna College	Philadelphia, Pa.
14	Smolik, Jaxon	QB	Fr.	6-1	197	Dowling Catholic/Tom Wilson	Van Meter, Iowa
15	Allar, Drew *	QB	So.	6-5	242	Medina/Larry Laird	Medina, Ohio
15	Vanover, Amin *	DE	Jr.	6-4	268	St. Joseph's/Augie Hoffman	Newark, N.J.
16	Dinkins, Khalil	TE	R-So.	6-4	245	North Allegheny/Art Walker	Wexford, Pa.
16	Washington II, Elliot	CB	Fr.	5-11	192	Venice/John Peacock	Venice, Fla.
17	Kiesewetter, Karson	QB	Fr.	5-10	187	Bishop Guilfoyle/Justin Wheeler	Altoona, Pa.
17	Stahl, Mason	WR	R-Jr.	6-0	202	Baldwin/Loran Cooley	Pittsburgh, Pa.
18	Schlaffer, Joey	TE	Fr.	6-5	226	Exeter Township/Matt Bauer	Reading, Pa.
18	Townley Jr., Davon	DT	R-So.	6-6	277	North Community/Charles Adams	Minneapolis, Minn.
19	Lambert, Jack	QB	Fr.	6-3	201	Topsail/Jack Teachey	Hampstead, N.C.
19	Lyons, Jameial	DE	Fr.	6-5	246	Roman Catholic/Rick Prete	Philadelphia, Pa.
20	Isaac, Adisa ***	DE	R-Sr.	6-4	249	Canarsie/Brian Ellis	Brooklyn, N.Y.
21	Taylor, Carmelo	WR	Fr.	5-11	169	Patrick Henry/Alan Fiddler	Roanoke, Va.
21	Winston Jr., Kevin *	S	So.	6-2	203	DeMatha Catholic/Bill McGregor	Columbia, Md.
23	Jacobs, Curtis ***	LB	Jr.	6-1	235	McDonogh School/Hakeem Sule	Glen Burnie, Md.
23	Potts, Trey	RB	R-Sr.	5-9	215	Williamsport/Chuck Crews/Minnesota	Williamsport, Pa.
24	Montgomery, London	RB	Fr.	5-10	185	Scranton Prep/Terry Gallagher	Scranton, Pa.
24	Robinson, Ta'Mere	LB	Fr.	6-3	222	Brashear/Andrew Moore	Pittsburgh, Pa.
25	Hardy, Daequan ***	CB	R-Sr.	5-9	178	Penn Hills/Jon LeDonne	Pittsburgh, Pa.
25	Kency, DK	RB	Fr.	5-7	175	Archbishop Shaw/Hank Tierney	Marrero, La.
26	Wallace, Cam	RB	Fr.	5-9	191	Montgomery County/Don Vandygriff	Mount Vernon, Ga.
27	Payne Jr., Lamont	CB	Fr.	6-0	188	Chartiers Valley/Aaron Fitzpatrick	Carnegie, Pa.
28	Durant, Zane *	DT	So.	6-1	285	Lake Nona/Anthony Paradiso	Lake Nona, Fla.
29	Collins, Audavion	CB	R-Fr.	5-11	172	Newton/Camiel Grant/Mississippi State	Covington, Ga.
30	Davis, Amiel	RB	R-So.	6-0	208	Eastern Regional/John Doherty	Voorhees, N.J.
30	Hlavac, George	CB	R-Jr.	5-11	175	Allentown Central Catholic/Tim McGorry	Orefield, Pa.
31	Dinkins, Kolin	CB	R-Fr.	6-2	194	North Allegheny/Art Walker	Wexford, Pa.
32	Wylie, Keon	LB	R-Fr.	6-2	218	Imhotep Charter/Devon Johnson	Philadelphia, Pa.
33	Dennis-Sutton, Dani *	DE	So.	6-5	261	McDonogh School (Md.)/Hakeem Sule	Millsboro, Del.
34	Holzworth, Tyler	RB	R-So.	6-0	218	Delaware Valley Regional/Keith Olsommer/Delaware Valley	Milford, N.J.
35	Sokach-Minnick, Blaise	SN	R-Fr.	6-3	214	Wyoming Area/Randy Spencer	West Pittston, Pa.
35	Tutty, Jace	CB	R-So.	5-11	216	Stroudsburg/Jim Miller	Stroudsburg, Pa.
36	Fisher, Zuriah *	DE	R-Jr.	6-3	254	Aliquippa/ Mike Warfield	Aliquippa, Pa.
36	Oluleye, Feyisayo	WR	So.	6-1	204	Bishop McDevitt/Jeff Weachter	Lancaster, Pa.
38	Smith, Tank	RB	R-Sr.	5-7	229	Penn Hills/Jon LeDonne/Saint Francis (Pa.)	Pittsburgh, Pa.
38	Yates, Winston	LB	Fr.	6-2	205	Paul VI/Steve Scuderi	Moorestown, N.J.
39	Blanding, Ty	DT	Fr.	6-1	274	Christ the King/Jason Brown	Bronx, N.Y.
39	Green, Jashaun	S	R-Fr.	6-1	173	State College Area/Matt Lintal	State College, Pa.

NUMERICAL ROSTER (40-99)

NO.	NAME	POS.	EL.	HT.	WT.	HIGH SCHOOL/COACH	HOMETOWN
40	Williams, Patrick	S	R-Fr.	6-0	198	Eagle Academy 2/Kyron Jones	Brooklyn, N.Y.
41	King, Kobe *	LB	R-So.	6-1	242	Cass Tech/Thomas Wilcher	Detroit, Mich.
42	Robinson, Mason	DE	Fr.	6-3	243	McDonogh School/Hakeem Sule	Randallstown, Md.
43	Eldson, Tyler **	LB	Jr.	6-2	229	North Schuylkill/Wally Hall	Frackville, Pa.
44	Robinson, Chop *	DE	Jr.	6-3	254	Quince Orchard/John Kelley/Maryland	Gaithersburg, Md.
44	Warren, Tyler **	TE	Jr.	6-6	257	Atlee/Matt Gray	Mechanicsville, Va.
45	Pryts, Jackson	LB	R-Fr.	6-3	204	Hickory/William Dungee	Hermitage, Pa.
47	Palko, Joey	DE	Fr.	6-2	231	Pottsville Area/Tom McGeoy	Pottsville, Pa.
47	Patton, Will	SN	R-Fr.	6-4	224	Shenango/James Graham	New Castle, Pa.
48	Duzansky, Tyler	SN	R-So.	6-4	215	St. Francis Prep/Bob McMillen	Glen Ellyn, Ill.
48	Keys, Kaveion	LB	Fr.	6-2	225	Varina/Marcus Lewis	Richmond, Va.
49	Chizmar, Ben	LB	R-So.	6-0	233	Mars Area/Scott Heinauer	Gibsonia, Pa.
50	Ford Jr., Alonzo	DT	Jr.	6-2	298	Varina/Marcus Lewis/Old Dominion	Richmond, Va.
51	Beamon, Hakeem **	DT	R-Sr.	6-3	290	Manchester/Tom Hall	Midlothian, Va.
51	Rulli, Dominic	OL	R-Fr.	6-3	287	The Taft School (Conn.)/Tyler Whitley	Burlington, Ky.
52	van den Berg, Jordan *	DT	R-So.	6-3	310	Providence Christian/Parker Conley/Iowa Western	Johannesburg, South Africa
53	Dawkins, Nick *	OL	R-Jr.	6-4	315	Parkland/Tim Moncman	Allentown, Pa.
54	Harvie, Ian	OL	R-Fr.	6-2	271	Spring-Ford/Chad Brubaker	Royersford, Pa.
55	Onoh, Chimdy	OL	Fr.	6-5	300	Dundalk/Thomas Abel	Baltimore, Md.
56	Mupoyi, Joseph	DE	Fr.	6-5	246	St. Thomas More (Conn.)/Ernest Anderson	Kinshasa, DR of the Congo
56	Nelson, JB *	OL	R-Jr.	6-5	334	Mount Lebanon/Bob Palko/Lackawanna College	Pittsburgh, Pa.
57	Traore, Ibrahim	OL	R-Jr.	6-5	312	Frederick Douglas Academy 1/Andrew Kell	Bronx, N.Y.
58	Artis, Kaleb	DT	R-Fr.	6-4	319	St. Francis Prep/Rich Carroll	Westbury, N.Y.
58	Tengwall, Landon **	OL	R-So.	6-6	317	Good Counsel/Andy Stefanelli	Annapolis, Md.
62	Powers, Liam	OL	Fr.	6-2	292	Central Bucks East/John Donnelly	Doylestown, Pa.
63	Birchmeier, Alex	OL	Fr.	6-5	304	Broad Run/Myron Curtis	Ashburn, Va.
64	Nourzad, Hunter *	OL	R-Sr.+	6-3	320	The Walker School/Matt Casper/Cornell	Marietta, Ga.
65	Fitzgerald, Jim	OL	R-Fr.	6-7	318	Archbishop Spalding/Kyle Schmitt	Severna Park, Md.
66	Shelton, Drew *	OL	So.	6-5	306	Downingtown West/Mike Milano	Downingtown, Pa.
67	Boehme, Henry	OL	Fr.	6-5	273	Mountain Brook/Chris Yeager	Birmingham, Ala.
68	Donkoh, Anthony	OL	Fr.	6-5	323	Lightridge/Bobby Eavenson	Aldie, Va.
70	Williams, J'ven	OL	Fr.	6-5	303	Wyomissing/Bob Wolfrum	Reading, Pa.
71	Ioane, Olaiavavega	OL	R-Fr.	6-4	348	Graham-Kapowsin/Eric Kurlle	Graham, Wash.
73	Wallace, Caedan ***	OL	R-Sr.	6-5	328	The Hun School/Todd Smith	Robbinsville, N.J.
74	Fashanu, Olumuyiwa **	OL	Jr.	6-6	317	Gonzaga College High School/Randy Trivers	Waldorf, Md.
75	Detisch, Matt	OL	R-Fr.	6-6	300	Mars Area/Scott Heinauer	Mars, Pa.
77	Wormley, Sal *	OL	R-Sr.	6-3	324	Smyrna (Del.)/Mike Judy	Newark, N.J.
78	Israel-Achumba, Golden	OL	R-Jr.	6-4	332	DeMatha Catholic/Bill McGregor	Bowie, Md.
79	Penn, Addison	OL	R-Jr.	6-2	304	Carroll/Riley Dodge/Duke	Southlake, Texas
80	Driver, Cristian	WR	R-Fr.	5-11	188	Liberty Christian/Jason Witten	Flower Mound, Texas
81	Mahlert, Jan	WR	R-So.	5-11	179	Christoph-Probst Gymnasium/Lukas Schmid	Deutschland, Germany
82	Black, Ethan	WR	Fr.	5-9	165	Conemaugh Township/Tony Penna	Davidsville, Pa.
83	Spencer, Jake	WR	R-Jr.	5-10	214	Haverford School/Michael Murphy/Colgate	Gladwyne, Pa.
84	Johnson, Theo ***	TE	Jr.	6-6	260	Holy Names Catholic/Rob McIntyre	Windsor, Ont.
86	Estrella, Jason	WR	R-So.	6-2	186	Liberty/John Truby	Bethlehem, Pa.
87	Rappleyea, Andrew	TE	Fr.	6-4	243	Milton Academy (Mass.)/Kevin MacDonald	Millbrook, N.Y.
88	Cross, Jerry	TE	R-Fr.	6-5	254	Rufus King/Thomas Wozniak	Milwaukee, Wis.
88	Siafa, Sam	DT	R-Fr.	6-4	277	Downingtown West/Mike Milano	Downingtown, Pa.
89	Furmanek, Finn	TE	Fr.	6-3	218	State College Area/Matt Lintal	State College, Pa.
91	Ellies, Dvon **	DT	R-Sr.	6-1	298	McDonogh School/Hakeem Sule	Burtonsville, Md.
91	Felkins, Alex	K	Sr.	6-3	200	Holland Hall/Tag Gross/Columbia University	Tulsa, Okla.
92	Vilbert, Smith *	DE	R-Sr.	6-6	278	St Joseph's Regional (N.J.)/Auggie Hoffman	Monsey, N.Y.
93	Mears, Bobby	DE	Fr.	6-4	227	Malvern Prep/Dave Gueriera	West Chester, Pa.
93	Sahaydak, Sander	K	R-So.	6-0	177	Liberty/John Truby	Bethlehem, Pa.
94	Barker, Ryan	K/P	Fr.	6-2	209	Kennett/Lance Fraizer	Landenberg, Pa.
94	Wilson, Jake *	DE	R-Jr.	6-3	247	Nazareth Area/Tom Falzone	Nazareth, Pa.
95	Thompson, Riley	P	Sr.	6-1	209	Haileybury/-/Deakin/Florida Atlantic	Melbourne, Australia
96	Groh, Mitchell	P	R-So.	6-1	190	Dallastown Area/Ron Miller	Dallastown, Pa.
97	Bacchetta, Alex	P	R-Fr.	6-2	220	The Westminster Schools/Gerry Romberg	Atlanta, Ga.
99	Izzard, Coziah **	DT	Jr.	6-3	295	DeMatha Catholic/Bill McGregor	Columbia, Md.
99	Nwosu, Gabriel	P	R-So.	6-6	274	The Bullis School/Patrick Cilento	Derwood, Md.

* - Letters won

As of September 10, 2023

Note: As a result of eligibility not counting for the 2020 season, extra years of eligibility are marked on the back end of student-athletes' career (a "+" symbol will be added on the end of "Sr." to indicate the extra year of eligibility being used).

24 2023 PENN STATE FOOTBALL

ALPHABETICAL ROSTER (A-MA)

NO.	NAME	POS.	EL.	HT.	WT.	HIGH SCHOOL/COACH	HOMETOWN
15	Allar, Drew *	QB	So.	6-5	242	Medina/Larry Laird	Medina, Ohio
13	Allen, Kaytron *	RB	So.	5-11	222	IMG Academy (Fla.)/Pepper Johnson	Norfolk, Va.
58	Artis, Kaleb	DT	R-Fr.	6-4	319	St. Francis Prep/Rich Carroll	Westbury, N.Y.
97	Bacchetta, Alex	P	R-Fr.	6-2	220	The Westminster Schools/Gerry Romberg	Atlanta, Ga.
94	Barker, Ryan	K/P	Fr.	6-2	209	Kennett/Lance Fraizer	Landenberg, Pa.
51	Beamon, Hakeem **	DT	R-Sr.	6-3	290	Manchester/Tom Hall	Midlothian, Va.
63	Birchmeier, Alex	OL	Fr.	6-5	304	Broad Run/Myron Curtis	Ashburn, Va.
82	Black, Ethan	WR	Fr.	5-9	165	Conemaugh Township/Tony Penna	Davidsville, Pa.
39	Blanding, Ty	DT	Fr.	6-1	274	Christ the King/Jason Brown	Bronx, N.Y.
67	Boehme, Henry	OL	Fr.	6-5	273	Mountain Brook/Chris Yeager	Birmingham, Ala.
11	Carter, Abdul *	LB	So.	6-3	249	La Salle College High School/John Steinmetz	Philadelphia, Pa.
3	Cephas, Dante	WR	R-Sr.	6-0	193	Penn Hills/Jon LeDonne/Kent State	Pittsburgh, Pa.
49	Chizmar, Ben	LB	R-So.	6-0	233	Mars Area/Scott Heinauer	Gibsonia, Pa.
2	Clifford, Liam *	WR	R-So.	6-1	201	St. Xavier/Steve Specht	Maineville, Ohio
29	Collins, Audavion	CB	R-Fr.	5-11	172	Newton/Camiel Grant/Mississippi State	Covington, Ga.
88	Cross, Jerry	TE	R-Fr.	6-5	254	Rufus King/Thomas Wozniak	Milwaukee, Wis.
30	Davis, Amiel	RB	R-So.	6-0	208	Eastern Regional/John Doherty	Voorhees, N.J.
53	Dawkins, Nick *	OL	R-Jr.	6-4	315	Parkland/Tim Moncman	Allentown, Pa.
0	DeLuca, Dominic *	LB	R-So.	6-1	218	Wyoming Area/Randy Spencer	West Pittston, Pa.
33	Dennis-Sutton, Dani *	DE	So.	6-5	261	McDonogh School (Md.)/Hakeem Sule	Millsboro, Del.
75	Detisch, Matt	OL	R-Fr.	6-6	300	Mars Area/Scott Heinauer	Mars, Pa.
16	Dinkins, Khalil	TE	R-So.	6-4	245	North Allegheny/Art Walker	Wexford, Pa.
31	Dinkins, Kolin	CB	R-Fr.	6-2	194	North Allegheny/Art Walker	Wexford, Pa.
3	Dixon, Johnny **	CB	Sr.	6-0	196	Chamberlain/Jason Lane/South Carolina	Tampa, Fla.
68	Donkoh, Anthony	OL	Fr.	6-5	323	Lightridge/Bobby Eavenson	Aldie, Va.
80	Driver, Cristian	WR	R-Fr.	5-11	188	Liberty Christian/Jason Witten	Flower Mound, Texas
28	Durant, Zane *	DT	So.	6-1	285	Lake Nona/Anthony Paradiso	Lake Nona, Fla.
48	Duzansky, Tyler	SN	R-So.	6-4	215	St. Francis Prep/Bob McMillen	Glen Ellyn, Ill.
91	Ellies, Dvon **	DT	R-Sr.	6-1	298	McDonogh School/Hakeem Sule	Burtonsville, Md.
2	Ellis, Keaton ****	S	Sr.	5-11	190	State College Area/Matt Lintal	State College, Pa.
43	Elsdon, Tyler **	LB	Jr.	6-2	229	North Schuylkill/Wally Hall	Frackville, Pa.
86	Estrella, Jason	WR	R-So.	6-2	186	Liberty/John Truby	Bethlehem, Pa.
5	Evans, Omari *	WR	So.	6-0	189	Shoemaker/Toby Foreman	Killeen, Texas
74	Fashanu, Olumuyiwa **	OL	Jr.	6-6	317	Gonzaga College High School/Randy Trivers	Waldorf, Md.
91	Felkins, Alex	K	Sr.	6-3	200	Holland Hall/Tag Gross/Columbia University	Tulsa, Okla.
36	Fisher, Zuriah *	DE	R-Jr.	6-3	254	Aliquippa/ Mike Warfield	Aliquippa, Pa.
65	Fitzgerald, Jim	OL	R-Fr.	6-7	318	Archbishop Spalding/Kyle Schmitt	Severna Park, Md.
10	Flowers, Mehki	S	R-Fr.	6-0	190	Central Dauphin East/Lance Dean	Harrisburg, Pa.
50	Ford Jr., Alonzo	DT	Jr.	6-2	298	Varina/Marcus Lewis/Old Dominion	Richmond, Va.
89	Furmanek, Finn	TE	Fr.	6-3	218	State College Area/Matt Lintal	State College, Pa.
39	Green, Jashaun	S	R-Fr.	6-1	173	State College Area/Matt Lintal	State College, Pa.
96	Groh, Mitchell	P	R-So.	6-1	190	Dallastown Area/Ron Miller	Dallastown, Pa.
25	Hardy, Daequan ***	CB	R-Sr.	5-9	178	Penn Hills/Jon LeDonne	Pittsburgh, Pa.
54	Harvie, Ian	OL	R-Fr.	6-2	271	Spring-Ford/Chad Brubaker	Royersford, Pa.
30	Hlavac, George	CB	R-Jr.	5-11	175	Allentown Central Catholic/Tim McGorry	Orefield, Pa.
34	Holzworth, Tyler	RB	R-So.	6-0	218	Delaware Valley Regional/Keith Olsommer/Delaware Valley	Milford, N.J.
71	Ioane, Olaivavega	OL	R-Fr.	6-4	348	Graham-Kapowsin/Eric Kurlie	Graham, Wash.
20	Isaac, Adisa ***	DE	R-Sr.	6-4	249	Canarsie/Brian Ellis	Brooklyn, N.Y.
78	Israel-Achumba, Golden	OL	R-Jr.	6-4	332	DeMatha Catholic/Bill McGregor	Bowie, Md.
12	Ivey, Anthony	WR	R-Fr.	5-11	180	Manheim Township/Mark Evans	Lancaster, Pa.
99	Izzard, Coziah **	DT	Jr.	6-3	295	DeMatha Catholic/Bill McGregor	Columbia, Md.
23	Jacobs, Curtis ***	LB	Jr.	6-1	235	McDonogh School/Hakeem Sule	Glen Burnie, Md.
84	Johnson, Theo ***	TE	Jr.	6-6	260	Holy Names Catholic/Rob McIntyre	Windsor, Ont.
8	Johnson, Tyler	WR	R-Fr.	6-0	183	Magna Vista/Joe Favero	Martinsville, Va.
25	Kency, DK	RB	Fr.	5-7	175	Archbishop Shaw/Hank Tierney	Marrero, La.
48	Keys, Kaveion	LB	Fr.	6-2	225	Varina/Marcus Lewis	Richmond, Va.
17	Kiesewetter, Karson	QB	Fr.	5-10	187	Bishop Guilfoyle/Justin Wheeler	Altoona, Pa.
4	King, Kalen **	CB	Jr.	5-11	190	Cass Tech/Thomas Wilcher	Detroit, Mich.
41	King, Kobe *	LB	R-So.	6-1	242	Cass Tech/Thomas Wilcher	Detroit, Mich.
19	Lambert, Jack	QB	Fr.	6-3	201	Topsail/Jack Teachey	Hampstead, N.C.
1	Lambert-Smith, KeAndre ***	WR	Jr.	6-1	185	Maury/Dyrii McCain	Norfolk, Va.
19	Lyons, Jameial	DE	Fr.	6-5	246	Roman Catholic/Rick Prete	Philadelphia, Pa.
9	Mack, King	S	Fr.	5-10	188	St. Thomas Aquinas/Roger Harriott	Miami, Fla.
81	Mahlert, Jan	WR	R-So.	5-11	179	Christoph-Probst Gymnasium/Lukas Schmid	Deutschland, Germany
11	McClain, Malik	WR	Jr.	6-4	206	IMG Academy (Fla.)/Bobby Acosta/Florida State	Daphne, Ala.

ALPHABETICAL ROSTER (ME-Y)

NO.	NAME	POS.	EL.	HT.	WT.	HIGH SCHOOL/COACH	HOMETOWN
93	Mears, Bobby	DE	Fr.	6-4	227	Malvern Prep/Dave Gueriera	West Chester, Pa.
4	Meiga, Malick *	WR	Jr.	6-4	203	Cegep du Vieux/Renaldo Sagesse	Saint Jerome, Que.
5	Miller, Cam *	CB	So.	6-0	183	Trinity Christian Academy/Verlon Dorminey	Fernandina Beach, Fla.
14	Mills, Tyrece	S	R-Jr.	6-1	198	Northeast/Troy Gore/Lackawanna College	Philadelphia, Pa.
24	Montgomery, London	RB	Fr.	5-10	185	Scranton Prep/Terry Gallagher	Scranton, Pa.
56	Mupoyi, Joseph	DE	Fr.	6-5	246	St. Thomas More (Conn.)/Ernest Anderson	Kinshasa, DR of the Congo
8	Nelson, DaKaari	S	Fr.	6-3	220	Selma/Willie Gandy	Livingston, Ala.
56	Nelson, JB *	OL	R-Jr.	6-5	334	Mount Lebanon/Bob Palko/Lackawanna College	Pittsburgh, Pa.
64	Nourzad, Hunter *	OL	R-Sr.+	6-3	320	The Walker School/Matt Casper/Cornell	Marietta, Ga.
99	Nwosu, Gabriel	P	R-So.	6-6	274	The Bullis School/Patrick Cilento	Derwood, Md.
36	Oluleye, Feyisayo	WR	So.	6-1	204	Bishop McDevitt/Jeff Weachter	Lancaster, Pa.
55	Onoh, Chimdy	OL	Fr.	6-5	300	Dundalk/Thomas Abel	Baltimore, Md.
47	Palko, Joey	DE	Fr.	6-2	231	Pottsville Area/Tom McGeoy	Pottsville, Pa.
47	Patton, Will	SN	R-Fr.	6-4	224	Shenango/James Graham	New Castle, Pa.
27	Payne Jr., Lamont	CB	Fr.	6-0	188	Chartiers Valley/Aaron Fitzpatrick	Carnegie, Pa.
79	Penn, Addison	OL	R-Jr.	6-2	304	Carroll/Riley Dodge/Duke	Southlake, Texas
23	Potts, Trey	RB	R-Sr.	5-9	215	Williamsport/Chuck Crews/Minnesota	Williamsport, Pa.
62	Powers, Liam	OL	Fr.	6-2	292	Central Bucks East/John Donnelly	Doylestown, Pa.
9	Pribula, Beau	QB	R-Fr.	6-2	203	Central York/Gerry Yonchiuk	York, Pa.
45	Pryts, Jackson	LB	R-Fr.	6-3	204	Hickory/William Dungee	Hermitage, Pa.
87	Rappleeye, Andrew	TE	Fr.	6-4	243	Milton Academy (Mass.)/Kevin MacDonald	Millbrook, N.Y.
1	Reed, Jaylen **	S	Jr.	6-0	205	Martin Luther King Jr./Tyrone Spencer	Detroit, Mich.
44	Robinson, Chop *	DE	Jr.	6-3	254	Quince Orchard/John Kelley/Maryland	Gaithersburg, Md.
42	Robinson, Mason	DE	Fr.	6-3	243	McDonogh School/Hakeem Sule	Randallstown, Md.
24	Robinson, Ta'Mere	LB	Fr.	6-3	222	Brashear/Andrew Moore	Pittsburgh, Pa.
13	Rojas, Tony	LB	Fr.	6-2	225	Fairfax/Trey Taylor	Fairfax, Va.
51	Rulli, Dominic	OL	R-Fr.	6-3	287	The Taft School (Conn.)/Tyler Whitley	Burlington, Ky.
93	Sahaydak, Sander	K	R-So.	6-0	177	Liberty/John Truby	Bethlehem, Pa.
7	Saunders, Kaden	WR	R-Fr.	5-10	175	Westerville South/Matthew Christ	Columbus, Ohio
18	Schlaffer, Joey	TE	Fr.	6-5	226	Exeter Township/Matt Bauer	Reading, Pa.
66	Shelton, Drew *	OL	So.	6-5	306	Downingtown West/Mike Milano	Downingtown, Pa.
88	Siafa, Sam	DT	R-Fr.	6-4	277	Downingtown West/Mike Milano	Downingtown, Pa.
10	Singleton, Nicholas *	RB	So.	6-0	222	Governor Mifflin/Jeff Lang	Shillington, Pa.
38	Smith, Tank	RB	R-Sr.	5-7	229	Penn Hills/Jon LeDonne/Saint Francis (Pa.)	Pittsburgh, Pa.
14	Smolik, Jaxon	QB	Fr.	6-1	197	Dowling Catholic/Tom Wilson	Van Meter, Iowa
35	Sokach-Minnick, Blaise	SN	R-Fr.	6-3	214	Wyoming Area/Randy Spencer	West Pittston, Pa.
83	Spencer, Jake	WR	R-Jr.	5-10	214	Haverford School/Michael Murphy/Colgate	Gladwyne, Pa.
17	Stahl, Mason	WR	R-Jr.	6-0	202	Baldwin/Loran Cooley	Pittsburgh, Pa.
21	Taylor, Carmelo	WR	Fr.	5-11	169	Patrick Henry/Alan Fiddler	Roanoke, Va.
58	Tengwall, Landon **	OL	R-So.	6-6	317	Good Counsel/Andy Stefanelli	Annapolis, Md.
95	Thompson, Riley	P	Sr.	6-1	209	Haileybury/-/Deakin/Florida Atlantic	Melbourne, Australia
18	Townley Jr., Davon	DT	R-So.	6-6	277	North Community/Charles Adams	Minneapolis, Minn.
12	Tracy, Zion	CB	Fr.	5-11	180	St. Thomas More (Conn.)/Ernest Anderson	Hempstead, N.Y.
57	Traore, Ibrahim	OL	R-Jr.	6-5	312	Frederick Douglas Academy 1/Andrew Kell	Bronx, N.Y.
35	Tutty, Jace	CB	R-So.	5-11	216	Stroudsburg/Jim Miller	Stroudsburg, Pa.
52	van den Berg, Jordan *	DT	R-So.	6-3	310	Providence Christian/Parker Conley/Iowa Western	Johannesburg, South Africa
15	Vanover, Amin *	DE	Jr.	6-4	268	St. Joseph's/Augie Hoffman	Newark, N.J.
92	Vilbert, Smith *	DE	R-Sr.	6-6	278	St Joseph's Regional (N.J.)/Augie Hoffman	Monsey, N.Y.
73	Wallace, Caedan ***	OL	R-Sr.	6-5	328	The Hun School/Todd Smith	Robbinsville, N.J.
26	Wallace, Cam	RB	Fr.	5-9	191	Montgomery County/Don Vandygriff	Mount Vernon, Ga.
6	Wallace III, Harrison *	WR	R-So.	6-1	194	Pike Road/Patrick Browning	Montgomery, Ala.
44	Warren, Tyler **	TE	Jr.	6-6	257	Atlee/Matt Gray	Mechanicsville, Va.
16	Washington II, Elliot	CB	Fr.	5-11	192	Venice/John Peacock	Venice, Fla.
6	Wheatley, Zakee *	S	R-So.	6-2	198	Archbishop Spalding/Kyle Schmitt	Crofton, Md.
70	Williams, J'ven	OL	Fr.	6-5	303	Wyomissing/Bob Wolfrum	Reading, Pa.
40	Williams, Patrick	S	R-Fr.	6-0	198	Eagle Academy 2/Kyron Jones	Brooklyn, N.Y.
94	Wilson, Jake *	DE	R-Jr.	6-3	247	Nazareth Area/Tom Falzone	Nazareth, Pa.
21	Winston Jr., Kevin *	S	So.	6-2	203	DeMatha Catholic/Bill McGregor	Columbia, Md.
77	Wormley, Sal *	OL	R-Sr.	6-3	324	Smyrna (Del.)/Mike Judy	Newark, N.J.
32	Wylie, Keon	LB	R-Fr.	6-2	218	Imhotep Charter/Devon Johnson	Philadelphia, Pa.
38	Yates, Winston	LB	Fr.	6-2	205	Paul VI/Steve Scuderi	Moorestown, N.J.

* - Letters won

As of September 10, 2023

Note: As a result of eligibility not counting for the 2020 season, extra years of eligibility are marked on the back end of student-athletes' career (a "+" symbol will be added on the end of "Sr." to indicate the extra year of eligibility being used).

RECORD WATCH

RUSHING

CAREER RUSHING YARDAGE			
1.	3,932	Evan Royster	2007-10
2.	3,843	Saquon Barkley	2015-17
3.	3,398	Curt Warner	1979-82
4.	3,320	Tony Hunt	2003-06
5.	3,301	Blair Thomas	1985-87, 89
6.	3,256	Curtis Enis	1995-97
7.	3,227	D.J. Dozier	1983-86
8.	2,953	Larry Johnson	1999-02
9.	2,934	Lydell Mitchell	1969-71
10.	2,829	Ki-Jana Carter	1992-94
11.	2,818	Matt Suhey	1976-79
12.	2,639	John Cappelletti	1972-73
13.	2,518	Eric McCoo	1998-01
14.	2,380	Lenny Moore	1953-55
15.	2,236	Charlie Pittman	1967-69
16.	2,108	Zach Zwinak	2011-14
17.	2,072	Booker Moore	1977-80
18.	2,042	Jon Williams	1980-83
19.	2,002	Franco Harris	1969-71
20.	1,756	Richie Anderson	1989-92
37.	1,264	Nicholas Singleton	2022-pres.
40.	1,147	Kaytron Allen	2022-pres.

SEASON RUSHING YARDAGE			
1.	2,087	Larry Johnson	2002
2.	1,567	Lydell Mitchell	1971
3.	1,539	Ki-Jana Carter	1994
4.	1,522	John Cappelletti	1973
5.	1,496	Saquon Barkley	2016
6.	1,414	Blair Thomas	1987
7.	1,386	Tony Hunt	2006
8.	1,363	Curtis Enis	1997
9.	1,341	Blair Thomas	1989
10.	1,329	Rodney Kinlaw	2007
11.	1,274	Miles Sanders	2018
12.	1,271	Saquon Barkley	2017
13.	1,241	Silas Redd	2011
14.	1,236	Evan Royster	2008
15.	1,210	Curtis Enis	1996
16.	1,169	Evan Royster	2009
17.	1,117	John Cappelletti	1972
18.	1,082	Lenny Moore	1954
19.	1,076	Saquon Barkley	2015
20.	1,061	Nicholas Singleton	2022

GAME RUSHING YARDAGE			
1.	327	Larry Johnson at Indiana	2002
2.	279	Larry Johnson vs. Illinois	2002
3.	279	Larry Johnson vs. Michigan State	2002
4.	257	Larry Johnson vs. Northwestern	2002
5.	256	Curt Warner at Syracuse	1981
6.	250	Shorty Miller vs. Carnegie Tech	1913
7.	243	Bob Pollard at Rutgers	1951
8.	241	Curtis Enis vs. USC	1996
9.	239	Bob Campbell vs. Syracuse	1968
10.	238	Curt Warner at Nebraska	1981
11.	227	Ki-Jana Carter vs. Michigan State	1994
12.	225	Matt Suhey vs. Army	1979
13.	220	John Cappelletti vs. NC State	1973
14.	214	Blair Thomas vs. Notre Dame	1987
15.	211	Lydell Mitchell at Iowa	1971
211	211	Curtis Enis vs. Ohio State	1997
211	211	Eric McCoo vs. Ohio State	1999
211	211	Saquon Barkley at Iowa	2017
19.	210	Ki-Jana Carter at Minnesota	1994
20.	209	Lydell Mitchell vs. Maryland	1971
21.	208	Shelly Hammonds at Boston College	1990
22.	207	Saquon Barkley at Purdue	2016
23.	206	Eric McCoo vs. Michigan State	1998
24.	204	John Cappelletti vs. Ohio	1973
25.	202	John Cappelletti at Maryland	1973
202	202	Saquon Barkley vs. Maryland	2016
202	202	Journey Brown vs. Memphis	2019
28.	201	Bill Belton vs. Illinois	2013
29.	200	Miles Sanders at Illinois	2018

LONGEST RUNS			
1.	92*	Blair Thomas vs. Syracuse	1986
92		Bill Belton at Indiana	2014
92		Saquon Barkley vs. Washington	2017
4.	90	Bill Suter at Navy	1894
5.	87	Bob Campbell vs. Syracuse	1968
87		Nicholas Singleton vs. Utah	2022
7.	86	Bob Riggle at West Virginia	1964
85		Journey Brown vs. Pitt	2019
9.	84	Chafie Fields vs. Texas	1996
84		Larry Johnson vs. Illinois	2002

*non-scoring play

SEASON RUSHING TOUCHDOWNS			
1.	26	Lydell Mitchell	1971
2.	23	Ki-Jana Carter	1994
3.	20	Larry Johnson	2002
4.	19	Curtis Enis	1997
5.	18	Richie Anderson	1992
18		Saquon Barkley	2016
18		Saquon Barkley	2017
8.	17	John Cappelletti	1973
9.	14	Charlie Pittman	1968
10.	13	Bill McCleary	1907
13		Harry Robb	1917
13		Curtis Enis	1996
13.	12	John Cappelletti	1972
12		Evan Royster	2008
12		Zach Zwinak	2013
12		Trace McSorley	2018
12		Journey Brown	2019
12		Nicholas Singleton	2022
--	5	Nicholas Singleton	2023

SEASON RUSHING AVERAGE (Min. 100 attempts)			
1.	8.40	Blair Thomas	1986
2.	7.96	Lenny Moore	1954
3.	7.77	Ki-Jana Carter	1994
4.	7.70	Larry Johnson	2002
5.	6.90	Journey Brown	2019
6.	6.62	Ki-Jana Carter	1994
8.	6.47	Eric McCoo	1998
6.47		Evan Royster	2008
9.	6.32	Nicholas Singleton	2022
10.	6.17	Lydell Mitchell	1971

CAREER 100-YARD RUSHING GAMES			
1.	18	Curt Warner	1979-82
2.	17	Blair Thomas	1985-87, 89
17		Ki-Jana Carter	1992-94
17		Curtis Enis	1995-97
5.	15	Lydell Mitchell	1969-71
15		Tony Hunt	2003-06
15		Evan Royster	2007-10
15		Saquon Barkley	2015-17
9.	13	John Cappelletti	1972-73
10.	12	Lenny Moore	1953-55
11.	11	D.J. Dozier	1983-86
11		Zack Zwinak	2011-14
13.	10	Charlie Pittman	1967-69
14.	9	Eric McCoo	1998-01
15.	8	Matt Suhey	1976-79
8		Richie Anderson	1989-92
8		Larry Johnson	1999-02
--	4	Nicholas Singleton	2022-pres.
--	3	Kaytron Allen	2022-pres.

SEASON 100-YARD RUSHING GAMES			
1.	10	K-Jana Carter	1994
2.	9	Lydell Mitchell	1971
9		Blair Thomas	1989
4.	8	John Cappelletti	1973
8		Curtis Enis	1997
8		Larry Johnson	2002
8		Tony Hunt	2006
8.	7	Lenny Moore	1954
7		Curt Warner	1981
7		Blair Thomas	1987
7		Ki-Jana Carter	1993
--	1	Kaytron Allen	2023

GAME RUSHING YARDS BY A QUARTERBACK			
1.	250	Eugene "Shorty" Miller	Carnegie Tech, 1913
2.	175	Trace McSorley	Ohio State, 2018
3.	156	Chuck Peters	Syracuse, 1938
4.	138	Zack Mills	Ohio State, 2001
5.	125	Michael Robinson	Wisconsin, 2005
6.	122	Steve Rollins	Syracuse, 1938
7.	119	Sean Clifford	Indiana, 2020
8.	113	Tony Sacca	Pittsburgh, 1990
113		Tommy Stevens	Maryland, 2017
10.	112	Michael Robinson	Minnesota, 2005

SEASON RUSHING YARDS BY A QUARTERBACK			
1.	806	Michael Robinson	2005
2.	798	Trace McSorley	2018
3.	491	Trace McSorley	2017
4.	402	Sean Clifford	2019
5.	396	Michael Robinson	2003
6.	365	Trace McSorley	2016
7.	346	John Hufnagel	1971
8.	335	Sean Clifford	2020
9.	325	Richie Lucas	1959
10.	315	Rashard Casey	2000
11.	290	Rashard Casey	1999
12.	284	Dick Hoak	1960
13.	282	Daryll Clark	2008
14.	263	Michael Robinson	2002
15.	260	Will Lewis	2020
16.	255	Pete Liske	1962
17.	234	Richie Lucas	1958
18.	213	Will Lewis	2019
19.	211	Daryll Clark	2009
20.	201	Zack Mills	2002
--	166	Beau Pribula	2023

SEASON RUSHING TOUCHDOWNS BY A QUARTERBACK			
1.	12	Trace McSorley	2018
2.	11	Michael Robinson	2005
11		Trace McSorley	2017
4.	10	Daryll Clark	2008
5.	7	Daryll Clark	2009
7		Trace McSorley	2016
7.	6	Richie Lucas	1958
6		Richie Lucas	1959
6		John Hufnagel	1972
6		Michael Robinson	2002
11.	5	Tom Sherman	1966
5		Todd Blackledge	1981
5		Doug Strang	1999
5		Rashard Casey	2000
5		Rashard Casey	2012
5		Matt McGloin	2019
5		Sean Clifford	2022
--	2	Beau Pribula	2023

PASSING

CAREER PASSING YARDAGE			
1.	10,661	Sean Clifford	2018-22
2.	9,899	Trace McSorley	2015-18
3.	8,457	Christian Hackenberg	2013-15
4.	7,212	Zack Mills	2001-04
5.	6,390	Matt McGloin	2009-12
6.	5,869	Tony Sacca	1988-91
7.	5,742	Daryll Clark	2006-09
8.	5,382	Chuck Fusina	1975-78
9.	5,304	Kerry Collins	1991-94
10.	5,275	Anthony Morelli	2004-07

SEASON PASSING YARDAGE			
1.	3,614	Trace McSorley	2016
2.	3,570	Trace McSorley	2017
3.	3,271	Matt McGloin	2012
4.	3,107	Sean Clifford	2021
5.	3,003	Daryll Clark	2009
6.	2,977	Christian Hackenberg	2014
7.	2,955	Christian Hackenberg	2013
8.	2,679	Kerry Collins	1994
9.	2,654	Sean Clifford	2019
10.	2,651	Anthony Morelli	2007

GAME PASSING YARDAGE			
1.	454	Christian Hackenberg vs. UCF	2014
2.	401	Sean Clifford vs. Villanova	2021
3.	399	Zack Mills vs. Iowa	2002
4.	398	Sean Clifford at Maryland	2019
5.	395	Matt McGloin vs. Indiana	2012
6.	384	Trace McSorley vs. Wisconsin	2016
7.	381	Trace McSorley at Michigan St.	2017
8.	379	Michael Robinson vs. Wisconsin	2003
9.	376	Trace McSorley vs. Michigan St.	2016
10.	371	C. Hackenberg vs. Boston Coll.	2014
371		Sean Clifford vs. Ohio State	2022
12.	366	Mike McQueary vs. Pittsburgh	1997
13.	363	Sean Clifford at Maryland	2021
14.	361	Sean Clifford at Ohio State	2021
15.	358	Todd Blackledge at Miami (Fla.)	1981
16.	353	Daryll Clark vs. Akron	2009
17.	352	Kerry Collins at Michigan State	1993
18.	342	Trace McSorley vs. Washington	2017
19.	341	Daryll Clark vs. Michigan State	2008
20.	340	Christian Hackenberg at Indiana	2013
340		Sean Clifford at Minnesota	2019
340		Sean Clifford at Maryland	2020

LONGEST PASS PLAYS			
1.	95	Sean Clifford to Daniel George	vs. Kent St., 2018
2.	93	Trace McSorley to KJ Hamler	vs. Ohio State, 2018
3.	92	Bill Hess to Bob Higgins	at Pittsburgh, 1919
4.	88	Sean Clifford to KeAndre Lambert-Smith	vs. Utah, 2022
5.	86	Steve Joachim to Jim Scott	at Navy, 1971
86		Sean Clifford to Jahan Dotson	at Maryland, 2021
7.	85	Trace McSorley to Saquon Barkley	vs. Georgia State, 2017
8.	83	Sean Clifford to KeAndre Lambert-Smith	vs. Villanova, 2021
9.	82	Matt Knizner at Eric Hamilton	vs. Pittsburgh, 1986
82		Kerry Collins to Freddie Scott	vs. Rutgers, 1994
11.	80	Tom Sherman to Paul Johnson	at Maryland, 1967
80		Doug Strang to Dean DiMidio	vs. Alabama, 1983
80		Pat Devlin to Stephfon Green	vs. Michigan, 2008
80		Rob Bolden to Derek Moyer	vs. Illinois, 2010
80		Trace McSorley to Irvin Charles	vs. Minnesota, 2016
16.	79	Lance Longeran to John Greene	vs. Maryland, 1988
79		Kevin Thompson to Chafie Fields	at Purdue, 1999
79		Daryll Clark to Chaz Powell	vs. Iowa, 2009
79		Christian Hackenberg to Geno Lewis	vs. UCF, 2014
20.	78	Kevin Thompson to Chafie Fields	at Purdue, 1999
21.	76	Chuck Burkhardt to Tom Cherry	at UCLA, 1968
76		John Hufnagel to Jimmy Scott	at Boston Coll., 1972
76		Tom Shuman to Chuck Herd	vs. West Virginia, 1973
24.	75*	John Andress to Dick Barvinchak	at Iowa, 1975
75		Tom Bill to David Daniels	vs. Temple, 1989
75		Sean Clifford to Jahan Dotson	vs. Illinois, 2020

*non-scoring play

GAME TD PASSES			
1.	5	Tony Sacca vs. Georgia Tech	1991
5		Rashard Casey vs. La. Tech	2000
3.	4	28 times, Last: Drew Allar vs. Iowa	2023

SEASON TOUCHDOWN PASSES			
1.	29	Trace McSorley	2016
2.	28	Trace McSorley	2017
3.	24	Daryll Clark	2009
24		Matt McGloin	2012
24		Sean Clifford	2022
6.	23	Sean Clifford	2019
7.	22	Todd Blackledge	1982
8.	21	Tony Sacca	1991
21		Kerry Collins	1994
21		Sean Clifford	2021
11.	20	Christian Hackenberg	2013
12.	19	Doug Strang	1983
19		Anthony Morelli	2007
19		Daryll Clark	2008
15.	18	Wally Richardson	1995
18		Trace McSorley	2018
17.	17	Mike McQueary	1997
17		Zack Mills	2002
17		Michael Robinson	2005
20.	16	Christian Hackenberg	2015
16		Sean Clifford	2020
--	8	Drew Allar	2023

RECORD WATCH

CAREER TOUCHDOWN PASSES

1.	86	Sean Clifford	2018-22
2.	77	Trace McSorley	2015-18
3.	48	Christian Hackenberg	2013-15
4.	46	Matt McGloin	2009-12
5.	43	Daryll Clark	2006-09
6.	41	Todd Blackledge	1980-82
	41	Tony Sacca	1988-91
	41	Zack Mills	2001-04
9.	39	Kerry Collins	1991-94
10.	37	Chuck Fusina	1975-78

GAME COMPLETIONS

1.	35	Matt McGloin vs. Northwestern	2012
	35	Sean Clifford at Ohio State	2022
3.	34	Christian Hackenberg vs. BC	2014
4.	33	Wally Richardson vs. Wisconsin	1995
5.	32	Christian Hackenberg vs. UCF	2014
	32	Trace McSorley vs. Washington	2017
	32	Sean Clifford vs. Ohio State	2022
8.	31	Christian Hackenberg vs. Ohio State	2014
	31	Trace McSorley at Iowa	2017
10.	30	Christian Hackenberg at Indiana	2013

SEASON COMPLETIONS

1.	284	Trace McSorley	2017
2.	270	Matt McGloin	2012
	270	Christian Hackenberg	2014
4.	261	Sean Clifford	2021
5.	234	Anthony Morelli	2007
6.	232	Daryll Clark	2009
7.	231	Christian Hackenberg	2013
8.	226	Sean Clifford	2022
9.	224	Trace McSorley	2016
10.	208	Anthony Morelli	2006
11.	193	Wally Richardson	1995
12.	192	Daryll Clark	2008
	192	Christian Hackenberg	2015
	192	Trace McSorley	2018
15.	189	Sean Clifford	2019

CAREER COMPLETIONS

1.	833	Sean Clifford	2018-22
2.	720	Trace McSorley	2015-18
3.	693	Christian Hackenberg	2013-15
4.	606	Zack Mills	2001-04
5.	513	Matt McGloin	2009-12
6.	460	Anthony Morelli	2004-07
7.	444	Daryll Clark	2006-09
8.	401	Tony Sacca	1988-91
9.	378	Wally Richardson	1992, 94-96
10.	371	Chuck Fusina	1975-78

GAME PASSING ATTEMPTS

1.	57	Sean Clifford vs. Maryland	2020
2.	55	Christian Hackenberg at Indiana	2013
3.	54	Kerry Collins at BYU	1992
4.	52	Sean Clifford at Ohio State	2021
5.	51	Rashard Casey vs. Iowa	2000
	51	Matt McGloin vs. Northwestern	2012
7.	50	Christian Hackenberg vs. BC	2014
8.	49	Zack Mills vs. Purdue	2004
	49	Christian Hackenberg vs. Ohio State	2014
10.	48	Wally Richardson vs. Wisconsin	1995
	48	Matt McGloin vs. Ohio	2012
	48	Trace McSorley at Iowa	2017

SEASON PASSING ATTEMPTS

1.	484	Christian Hackenberg	2014
2.	446	Matt McGloin	2012
3.	429	Sean Clifford	2021
4.	427	Trace McSorley	2017
5.	402	Anthony Morelli	2007
6.	392	Christian Hackenberg	2013
7.	387	Trace McSorley	2016
8.	386	Anthony Morelli	2006
9.	381	Daryll Clark	2009
10.	361	Trace McSorley	2018
11.	359	Christian Hackenberg	2015
12.	351	Sean Clifford	2022
13.	335	Wally Richardson	1995
14.	333	Zack Mills	2002
15.	321	Daryll Clark	2008

CAREER PASSING ATTEMPTS

1.	1,356	Sean Clifford	2018-22
2.	1,235	Christian Hackenberg	2013-15
3.	1,215	Trace McSorley	2015-18
4.	1,082	Zack Mills	2001-04
5.	894	Matt McGloin	2009-12
6.	824	Tony Sacca	1988-91
7.	821	Anthony Morelli	2004-07
8.	738	Daryll Clark	2006-09
9.	692	Wally Richardson	1992, 94-96
10.	664	Chuck Fusina	1975-78
11.	658	Todd Blackledge	1980-82
12.	657	Kerry Collins	1991-94
13.	547	John Shaffer	1983-86
14.	505	Michael Robinson	2002-05
15.	495	Kevin Thompson	1996-99

SEASON COMPLETION PCT.

(Min. 100 attempts)

1.	.672 (84-125)	Drew Allar	2023
2.	.667 (176-264)	Kerry Collins	1994
3.	.665 (224-387)	Trace McSorley	2017
4.	.644 (226-351)	Sean Clifford	2022
5.	.632 (86-136)	John Hufnagel	1971
6.	.609 (192-321)	Daryll Clark	2009
7.	.608 (261-429)	Sean Clifford	2021
8.	.606 (152-251)	Sean Clifford	2020
9.	.605 (270-446)	Matt McGloin	2012
10.	.598 (192-321)	Daryll Clark	2008
11.	.593 (192-361)	Trace McSorley	2018
12.	.592 (189-319)	Sean Clifford	2019
13.	.589 (231-392)	C. Hackenberg	2013
14.	.582 (234-402)	Anthony Morelli	2007
15.	.580 (112-193)	Rob Bolden	2010
16.	.579 (224-387)	Trace McSorley	2016
17.	.579 (169-292)	Tony Sacca	1991
18.	.578 (155-268)	Zack Mills	2004
19.	.577 (142-246)	Chuck Fusina	1977
20.	.576 (193-335)	Wally Richardson	1995

CAREER COMPLETION PCT.

(Min. 200 attempts)

1.	.614 (833-1356)	Sean Clifford	2018-22
2.	.602 (444-738)	Daryll Clark	2006-09
3.	.593 (720-1215)	Trace McSorley	2015-18
4.	.574 (513-894)	Matt McGloin	2009-12
5.	.563 (370-657)	Kerry Collins	1991-94
6.	.561 (693-1235)	C. Hackenberg	2013-14
7.	.560 (606-1082)	Zack Mills	2001-04
8.	.560 (460-821)	Anthony Morelli	2004-07
9.	.559 (371-664)	Chuck Fusina	1975-78
10.	.557 (171-307)	Mike McQueary	1995-97

SEASON YARDS PER ATTEMPT

(Min. 100 attempts)

1.	10.1	Kerry Collins	1994
2.	9.4	John Hufnagel	1972
3.	9.3	Trace McSorley	2016
4.	9.0	Chuck Fusina	1977
5.	8.7	John Hufnagel	1971
	8.7	Mike McQueary	1997
7.	8.5	Tom Shuman	1973
	8.5	Tony Sacca	1991
9.	8.4	Trace McSorley	2017
10.	8.3	Sean Clifford	2019

CAREER YARDS PER ATTEMPT

(Min. 200 attempts)

1.	8.9	Mike McQueary	1995-97
2.	8.7	John Hufnagel	1970-72
3.	8.1	Chuck Fusina	1975-78
	8.1	Kerry Collins	1991-94
	8.1	Trace McSorley	2015-18
6.	7.9	Tom Shuman	1972-74
	7.9	Sean Clifford	2018-22
8.	7.8	Daryll Clark	2005-09
9.	7.5	Tom Sherman	1965-67
	7.5	Kevin Thompson	1996-98

SEASON YARDS PER COMPLETION

(Min. 100 attempts)

1.	17.7	John Hufnagel	1972
2.	16.6	Tom Shuman	1973
3.	16.1	Trace McSorley	2016
4.	15.6	Chuck Fusina	1977
5.	15.5	Tom Sherman	1967
6.	15.3	Tony Sacca	1990
7.	15.2	Kerry Collins	1994
	15.2	Tony Sacca	1988
9.	15.1	Mike McQueary	1997
10.	15.0	Todd Blackledge	1981

CAREER YARDS PER COMPLETION

(Min. 200 attempts)

1.	16.0	Mike McQueary	1995-97
2.	15.9	Tom Sherman	1965-67
3.	15.8	John Hufnagel	1970-72
4.	15.4	Tom Shuman	1972-74
5.	14.7	Doug Strang	1981-84
6.	14.6	Tony Sacca	1988-91
7.	14.5	Chuck Fusina	1975-78
8.	14.3	Kerry Collins	1991-94
9.	14.2	Michael Robinson	2002-05
10.	14.2	Tom Bill	1987-90

SEASON TOUCHDOWN PASS PCT.

(Min. 100 attempts)

1.	8.08	Tom Shuman	1973
2.	7.95	Kerry Collins	1994
3.	7.85	Kevin Thompson	1999
4.	7.53	Todd Blackledge	1982
5.	7.49	Trace McSorley	2016
6.	7.41	Pete Liske	1962
7.	7.35	John Hufnagel	1971
8.	7.34	Doug Strang	1983
9.	7.21	Sean Clifford	2019
10.	7.19	Tony Sacca	1991

CAREER TOUCHDOWN PASS PCT.

1.	9.14	Elwood Petchel	1946-48
2.	7.67	Tom Shuman	1972-74
3.	7.17	Mike McQueary	1994-97
4.	6.76	Galen Hall	1959-61
	6.76	Pete Liske	1961-63
6.	6.48	John Sacca	1992-93
7.	6.37	John Hufnagel	1970-72
8.	6.34	Sean Clifford	2018-22
9.	6.33	Trace McSorley	2015-18
10.	6.23	Todd Blackledge	1980-82

SEASON PASSING EFFICIENCY

(Min. 100 attempts)

1.	172.9	Kerry Collins	1994
2.	156.9	Trace McSorley	2016
3.	153.7	Trace McSorley	2017
4.	151.8	John Hufnagel	1971
5.	150.5	Sean Clifford	2022
6.	149.8	Tony Sacca	1991
7.	149.0	Drew Allar	2023
8.	148.5	Sean Clifford	2019
9.	148.0	John Hufnagel	1972
10.	146.4	Chuck Fusina	1977

CAREER PASSING EFFICIENCY

(Min. 200 attempts)

1.	145.6	Mike McQueary	1994-97
2.	144.5	Trace McSorley	2015-18
3.	143.8	Sean Clifford	2018-22
4.	140.8	John Hufnagel	1970-72
5.	140.4	Daryll Clark	2006-09
6.	137.3	Kerry Collins	1991-94
7.	132.7	Chuck Fusina	1975-78
8.	128.3	Matt McGloin	2009-12
9.	128.0	Tom Shuman	1972-74
10.	127.7	Pete Liske	1961-63

SEASON INTERCEPTION PCT.

(Min. 100 attempts)

1.	0.00	Drew Allar	2023
2.	1.12	Matt McGloin	2012
3.	1.46	Kerry Collins	1992
4.	1.67	Christian Hackenberg	2015
5.	1.71	Tony Sacca	1991
6.	1.79	Wally Richardson	1995
7.	1.86	Daryll Clark	2008
8.	1.94	John Sacca	1992
	1.94	Trace McSorley	2018
10.	1.96	John Shaffer	1986

CAREER INTERCEPTION PCT.

1.	2.02	Wally Richardson	1992, 94-96
2.	2.06	Trace McSorley	2015-18
3.	2.10	Matt McGloin	2009-12
4.	2.14	Anthony Morelli	2004-07
5.	2.17	Daryll Clark	2006-09
6.	2.29	Sean Clifford	2018-22
7.	2.31	John Sacca	1992-93
	2.31	Anthony Morelli	2004-07
9.	2.51	Christian Hackenberg	2013-15
10.	2.82	Pete Liske	1961-63

CAREER WINNING PERCENTAGE

AS A STARTING QB

(minimum 10 starts)

1.	1.000	22-0-0	Chuck Burkhardt	1968-69
2.	.962	25-1-0	John Shaffer	1984-86
3.	.917	22-2-0	Tom Shuman	1972-74
4.	.897	26-3-0	John Hufnagel	1970-72
5.	.879	29-4-0	Todd Blackledge	1980-82
6.	.871	27-4-0	Chuck Fusina	1976-78
7.	.846	22-4-0	Daryll Clark	2006-09
8.	.808	21-5-0	Kerry Collins	1994-97
	.808	21-5-0	Wally Richardson	1992, 94-96
10.	.775	31-9-0	Trace McSorley	2015-18

SEASON 300-YD. PASSING GAMES

1.	5	Trace McSorley	2016
	5	Trace McSorley	2017
3.	4	Matt McGloin	2012
	4	Christian Hackenberg	2013
	4	Christian Hackenberg	2014
	4	Sean Clifford	2021
7.	2	Kerry Collins	1994
	2	Daryll Clark	2009
	2	Matt McGloin	2010
	2	Sean Clifford	2019
--	1	Drew Allar	2023

CAREER 300-YD. PASSING GAMES

1.	10	Trace McSorley	2015-18
2.	9	Christian Hackenberg	2013-15
3.	8	Sean Clifford	2018-22
4.	6	Matt McGloin	2009-12
5.	4	Kerry Collins	1991-94
--	1	Drew Allar	2022-pres.

SEASON 200-YD. PASSING GAMES

1.	11	Matt McGloin	2012
	11	Trace McSorley	2016
	11	Trace McSorley	2017
4.	10	Kerry Collins	1994
5.	9	Christian Hackenberg	2013
6.	8		

RECORD WATCH

CAREER 200-YD. PASSING GAMES

1.	28	Trace McSorley	2015-18
2.	27	Sean Clifford	2018-22
3.	21	Christian Hackenberg	2013-15
4.	18	Matt McGloin	2009-12
5.	16	Kerry Collins	1991-94
	16	Zack Mills	2001-04
7.	14	Daryll Clark	2006-09
8.	11	Chuck Fusina	1975-78
	11	Tony Sacca	1988-91
	11	Anthony Morelli	2004-07
--	3	Drew Allar	2022-pres.

RECEIVING

CAREER RECEIVING YARDAGE

1.	3,026	Bobby Engram	1991, 93-95
2.	2,842	DaeSean Hamilton	2014-17
3.	2,771	Deon Butler	2005-08
4.	2,757	Jahan Dotson	2018-21
5.	2,479	Allen Robinson	2011-13
6.	2,421	Chris Godwin	2014-16
7.	2,395	Derek Moyer	2008-11
8.	2,015	Jordan Norwood	2005-08
9.	2,008	Bryant Johnson	1999-2002
10.	2,006	Kenny Jackson	1980-83
11.	1,988	O.J. McDuffie	1988-92
12.	1,920	Parker Washington	2020-22
13.	1,894	Joe Jurevicius	1994-97
14.	1,837	Jack Curry	1965-67
15.	1,825	Terry Smith	1988-91
16.	1,743	Derrick Williams	2005-08
17.	1,702	Tony Johnson	2000-03
18.	1,658	KJ Hamler	2018-19
19.	1,520	Freddie Scott	1993-95
20.	1,481	Mike Gesicki, TE	2014-17
21.	1,437	Chafie Fields	1996-99
22.	1,343	Ted Kwalick, TE	1966-68
23.	1,334	KeAndre Lambert-Smith	2020-pres.
24.	1,263	Scott Fitzkee	1975-78
25.	1,245	DeAndre Thompkins	2015-18

SEASON RECEIVING YARDAGE

1.	1,432	Allen Robinson	2013
2.	1,182	Jahan Dotson	2021
3.	1,101	Chris Godwin	2015
4.	1,084	Bobby Engram	1995
5.	1,029	Bobby Engram	1994
6.	1,018	Allen Robinson	2012
7.	982	Chris Godwin	2016
8.	977	O.J. McDuffie	1992
9.	973	Freddie Scott	1994
10.	917	Bryant Johnson	2002
11.	904	KJ Hamler	2019
12.	899	DaeSean Hamilton	2014
13.	885	Derek Moyer	2010
14.	884	Jahan Dotson	2020
15.	873	Bobby Engram	1993

CAREER RECEIVING TDs

1.	31	Bobby Engram	1991, 93-95
2.	25	Kenny Jackson	1980-83
	25	Jahan Dotson	2018-21
4.	22	Deon Butler	2005-08
5.	18	Derek Moyer	2008-11
	18	Chris Godwin	2014-16
	18	DaeSean Hamilton	2014-17
8.	17	Allen Robinson	2011-13
9.	16	O.J. McDuffie	1988-92
	16	Pat Freiermuth, TE	2018-20
11.	15	Terry Smith	1988-91
	15	Joe Jurevicius	1994-97
	15	Mike Gesicki, TE	2014-17
14.	13	Jordan Norwood	2005-08
	13	KJ Hamler	2018-19
--	10	KeAndre Lambert-Smith	2020-pres.

SEASON RECEIVING TDs

1.	13	Bobby Engram	1993
2.	12	Jahan Dotson	2021
3.	11	Bobby Engram	1995
	11	Allen Robinson	2012
	11	Chris Godwin	2016
6.	10	Joe Jurevicius	1997
7.	9	O.J. McDuffie	1992
	9	Freddie Scott	1994
	9	Deon Butler	2005
	9	Mike Gesicki	2017
	9	DaeSean Hamilton	2017
12.	8	Terry Smith	1991
	8	Derek Moyer	2010
	8	Pat Freiermuth	2018
	8	KJ Hamler	2019
	8	Jahan Dotson	2020
--	4	Tyler Warren	2023
--	3	KeAndre Lambert-Smith	2023

CAREER RECEPTIONS

1.	214	DaeSean Hamilton	2014-17
2.	183	Jahan Dotson	2018-21
3.	179	Deon Butler	2005-08
4.	177	Allen Robinson	2011-13
5.	167	Bobby Engram	1991, 93-95
6.	161	Derrick Williams	2005-08
7.	158	Jordan Norwood	2005-08
8.	154	Chris Godwin	2014-16
9.	146	Parker Washington	2020-22
10.	144	Derek Moyer	2008-11
11.	129	Mike Gesicki, TE	2014-17
12.	125	O.J. McDuffie	1988-92
13.	117	Jack Curry	1965-67
14.	110	Bryant Johnson	1999-2002
15.	109	Kenny Jackson	1980-83

SEASON RECEPTIONS

1.	97	Allen Robinson	2013
2.	91	Jahan Dotson	2021
3.	82	DaeSean Hamilton	2014
4.	77	Allen Robinson	2012
5.	69	Chris Godwin	2015
6.	64	Parker Washington	2021
7.	63	O.J. McDuffie	1992
	63	Bobby Engram	1995
9.	59	Chris Godwin	2016
10.	57	Mike Gesicki, TE	2017
11.	56	KJ Hamler	2019
12.	55	Terry Smith	1991
	55	Derrick Williams	2007
	55	Geno Lewis	2014
15.	54	Juwon Johnson	2017
	54	Saquon Barkley, RB	2017

CAREER 100-YD. RECEIVING GAMES

1.	16	Bobby Engram	1991, 93-95
2.	11	Jahan Dotson	2018-21
3.	10	Allen Robinson	2011-13
4.	9	Joe Jurevicius	1994-97
	9	Chris Godwin	2014-16
	9	DaeSean Hamilton	2014-17
7.	8	Bryant Johnson	1999-2002
8.	7	O.J. McDuffie	1988-92
9.	6	Kenny Jackson	1980-83
	6	Freddie Scott	1993-95
	6	Deon Butler	2005-08
	6	Derek Moyer	2008-11
--	2	KeAndre Lambert-Smith	2020-pres.

SEASON 100-YD. RECEIVING GAMES

1.	8	Allen Robinson	2013
2.	6	Bobby Engram	1993
	6	Bobby Engram	1995
	6	Bobby Engram	1995
4.	5	O.J. McDuffie	1992
	5	Freddie Scott	1994
	5	Joe Jurevicius	1996
	5	Bryant Johnson	2001
	5	Chris Godwin	2015
	5	Jahan Dotson	2020
	5	Jahan Dotson	2021
11.	4	Five times, Most recently by: KJ Hamler	2019

TOTAL OFFENSE

CAREER TOTAL OFFENSE

	Yards	Rush	Pass		
1.	11,734	1,073	10,661	Sean Clifford	2018-22
2.	11,596	1,697	9,899	Trace McSorley	2015-18
3.	8,215	-242	8,457	Christian Hackenberg	2013-15
4.	7,796	584	7,212	Zack Mills	2001-04
5.	6,361	619	5,742	Daryll Clark	2006-09
6.	6,325	-65	6,390	Matt McGloin	2009-12
7.	6,000	131	5,869	Tony Sacca	1988-91
8.	5,300	-4	5,304	Kerry Collins	1991-94
9.	5,168	1,637	3,531	Michael Robinson	2002-05
10.	5,162	-220	5,382	Chuck Fusina	1975-78
11.	5,154	-121	5,275	Anthony Morelli	2004-07
12.	4,911	99	4,812	Todd Blackledge	1980-82
13.	4,212	667	3,545	John Hufnagel	1970-72
14.	4,182	-237	4,419	Wally Richardson	1992, 94-96
15.	3,932	3932	0	Evan Royster	2007-10

SEASON TOTAL OFFENSE

	Yards	Rush	Pass		
1.	4,061	491	3,570	Trace McSorley	2017
2.	3,979	212	3,614	Trace McSorley	2016
3.	3,328	798	2,530	Trace McSorley	2018
4.	3,270	163	3,107	Sean Clifford	2021
5.	3,220	-51	3,271	Matt McGloin	2012
6.	3,214	211	3,003	Daryll Clark	2009
7.	3,156	806	2,350	Michael Robinson	2005
8.	3,056	402	2,654	Sean Clifford	2019
9.	2,998	176	2,822	Sean Clifford	2022
10.	2,887	-68	2,955	Christian Hackenberg	2013
11.	2,883	-94	2,977	Christian Hackenberg	2014
12.	2,874	282	2,592	Daryll Clark	2008
13.	2,660	-19	2,679	Kerry Collins	1994
14.	2,638	-13	2,651	Anthony Morelli	2007
15.	2,618	201	2,417	Zack Mills	2002
16.	2,445	-80	2,525	Christian Hackenberg	2015
17.	2,427	-61	2,488	Tony Sacca	1991
18.	2,336	-88	2,424	Anthony Morelli	2006
19.	2,316	315	2,001	Rashard Casey	2000
20.	2,218	335	1,883	Sean Clifford	2020
21.	2,201	162	2,039	John Hufnagel	1972
22.	2,191	-27	2,218	Todd Blackledge	1982
23.	2,184	-27	2,211	Mike McQueary	1997
24.	2,168	-53	2,221	Chuck Fusina	1977
25.	2,087	2,087	0	Larry Johnson	2002
26.	2,077	-121	2,198	Wally Richardson	1995
27.	2,003	137	1,866	Tony Sacca	1990

GAME TOTAL OFFENSE

	Yards	Rush	Pass		
1.	461	175	286	T. McSorley vs. Ohio State	2018
2.	456	2	454	C. Hackenberg vs. UCF	2014
3.	452	54	398	S. Clifford at Maryland	2019
4.	418	138	280	Z. Mills vs. Ohio State	2001
5.	408	73	335	T. McSorley vs. Minnesota	2016
6.	402	60	342	T. McSorley vs. Washington	2017
7.	398	19	379	M. Robinson vs. Wisconsin	2003
8.	393	-8	401	S. Clifford vs. Villanova	2021
9.	389	-10	399	Z. Mills vs. Iowa	2002
	389	13	376	T. McSorley vs. Michigan St.	2016
11.	383	2	381	T. McSorley at Michigan St.	2017
12.	379	39	340	S. Clifford at Minnesota	2019
13.	371	0	371	C. Hackenberg vs. Boston Coll.	2014
	371	46	325	T. McSorley vs. Nebraska	2017
15.	370	4	366	M. McQueary vs. Pittsburgh	1997
16.	369	67	302	R. Casey vs. Iowa	2000
17.	366	26	340	S. Clifford vs. Maryland	2020
18.	364	-20	384	T. McSorley vs. Wisconsin	2016
19.	363	92	271	J. Hufnagel at Boston College	1972
	363	125	238	M. Robinson vs. Wisconsin	2005
	363	-32	395	M. McGloin vs. Indiana	2012

CAREER TDs RESPONSIBLE FOR

1.	107	Trace McSorley	2015-18
2.	101	Sean Clifford	2018-22
3.	65	Daryll Clark	2006-09
4.	55	Christian Hackenberg	2013-15
5.	54	Saquon Barkley	2015-17
6.	53	Zack Mills	2001-04
	53	Matt McGloin	2009-12
8.	51	Todd Blackledge	1980-82
9.	47	Tony Sacca	1988-91
10.	46	Michael Robinson	2002-05

SEASON TDs RESPONSIBLE FOR

1.	39	Trace McSorley	2017
2.	36	Trace McSorley	2016
3.	31	Daryll Clark	2009
4.	30	Trace McSorley	2018
5.	29	Lydell Mitchell	1971
	29	Daryll Clark	2008
	29	Matt McGloin	2012
	29	Sean Clifford	2022
9.	28	Michael Robinson	2005
	28	Sean Clifford	2019
11.	25	Todd Blackledge	1982
	25	Tony Sacca	1991
13.	24	Christian Hackenberg	2013
	24	Doug Strang	1983
	24	Saquon Barkley	2017

SEASON TOTAL OFFENSE YARDS PER PLAY

1.	9.64	Kerry Collins	1994
2.	8.19	Tom Shuman	1973
3.	7.88	Chuck Fusina	1977
4.	7.77	Ki-Jana Carter	1994
5.	7.70	Larry Johnson	2002
6.	7.47	Trace McSorley	2016
7.	7.18	Daryll Clark	2008
8.	7.13	Sean Clifford	2022
9.	7.12	John Hufnagel	1971
10.	7.11	Trace McSorley	2017

CAREER TOTAL OFFENSE YARDS PER PLAY

1.	7.42	Kerry Collins	1991-94
2.	7.34	Mike McQueary	1995-97
3.	7.16	Ki-Jana Carter	1992-94
4.	6.92	Tom Shuman	1972-74
5.	6.87	Trace McSorley	2015-18
6.	6.85	Daryll Clark	2005-09
7.	6.72	Sean Clifford	2018-22
8.	6.66	John Hufnagel	1970-72
9.	6.59	Chuck Fusina	1975-78
10.	6.42	Larry Johnson	1998-2002

ALL-PURPOSE

SEASON ALL-PURPOSE YARDAGE

--

RECORD WATCH

KICKING

CAREER FIELD GOALS table with columns for rank, yardage, player, and years.

CAREER FIELD GOAL ATTEMPTS table with columns for rank, yardage, player, and years.

SEASON FIELD GOAL PCT. table with columns for rank, yardage, player, and years.

CAREER FIELD GOAL PCT. table with columns for rank, yardage, player, and years.

LONGEST FIELD GOALS table with columns for yardage, player vs. team, and year.

SEASON EXTRA POINTS MADE table with columns for rank, yardage, player, and years.

CAREER EXTRA POINTS MADE table with columns for rank, yardage, player, and years.

CAREER PAT PCT. table with columns for rank, percentage, player, and years.

PUNTING

PUNT AVERAGE, CAREER table with columns for average, player, and years.

PUNT AVERAGE, SEASON table with columns for average, player, and years.

RETURNS

LONGEST PUNT RETURNS table with columns for yardage, player vs. team, and year.

LONGEST KICKOFF RETURNS table with columns for rank, player vs. team, and year.

KICK RETURN AVERAGE, CAREER table with columns for average, player, and years.

SCORING

CAREER SCORING table with columns for points, TD, PAT, FG, player, and years.

SEASON SCORING table with columns for points, TD, PAT, FG, player, and years.

DEFENSE

SEASON TACKLES FOR LOSS table with columns for rank, player, and years.

SEASON SACKS table with columns for rank, sacks, player, and years.

CAREER INTERCEPTIONS table with columns for rank, interceptions, player, and years.

SEASON INTERCEPTIONS table with columns for rank, interceptions, player, and years.

LONGEST INTERCEPTION RETURNS table with columns for rank, player vs. team, and year.

CAREER PASSES DEFENDED table with columns for PD, PBU, INT, player, and years.



38

GAME 1

PENN STATE VS. WEST VIRGINIA

15



BEAVER STADIUM | NBC | 9/2/23 | 110,747



SCORING SUMMARY

	1	2	3	4	OT	F
WVU	0	7	0	8	-	15
PSU	7	7	7	17	-	38

1st	10:13	PSU	4-94/1:56/7-0
		Lambert-Smith, KeAndre	72 yd pass from Allar, Drew (Sahaydak kick)
2nd	14:14	WVU	9-69/4:17/7-7
		Donaldson, CJ	1 yd rush (Hayes kick)
	9:10	PSU	10-81/4:59/14-7
		Singleton, Nicholas	2 yd rush (Sahaydak kick)
3rd	8:36	PSU	7-56/3:26/21-7
		Lambert-Smith, KeAndre	12 yd pass from Allar, Drew (Felkins kick)
4th	14:57	PSU	9-65/2:57/24-7
		Felkins, Alex	25 yd field goal
	7:32	PSU	5-42/2:54/31-7
		McClain, Malik	25 yd pass from Allar, Drew (Felkins kick)
	3:34	WVU	10-75/3:58/31-15
		Greene, Garrett	1 yd rush (Donaldson pass from Greene)
	0:06	PSU	9-46/3:24/38-15
		Pribula, Beau	5 yd rush (Felkins kick)

TEAM STATS

	WVU	PSU
First Downs	17	27
Rushing Yards	146	146
Passing Yards	162	332
Passing (C-A-Int)	16-27-0	22-30-0
Total Offense	308	478
Plays	67	65
Fumbles (#-Lost)	0-0	0-0
Penalties (#-Yards)	5-55	1-5
Possession Time	31:16	28:44
3rd-Down Conv.	4-14	3-9
Red Zone	2-2	4-5
Touchdowns	2	5
Field goals	0	1

OTHER

Time of Game	3:13
Penn State	1-0, 0-0 Big Ten
West Virginia	0-1, 0-0 Big 12

GAME RECAP

UNIVERSITY PARK, Pa. - No. 7 Penn State defeated West Virginia, 38-15, in front of 110,747 fans, the fourth-largest crowd in Beaver Stadium history and the largest in a home opener. The Nittany Lions outscored the Mountaineers, 24-8, in the second half to pull away for the season-opening victory.

Drew Allar shined in his first game as Penn State's starting quarterback, completing 21 of his 29 pass attempts and finishing with 325 passing yards, three touchdowns and no interceptions. Allar and wide receiver KeAndre Lambert-Smith proved to be a strong connection all night, including a 72-yard touchdown on Penn State's opening possession of the game, the longest pass of Allar's career. Lambert-Smith tallied 123 receiving yards and a career-best two touchdown grabs on four catches.

The Nittany Lions totaled 478 yards of offense (332 passing, 146 rushing) in the well-balanced attack. The dynamic running back duo of Nicholas Singleton and Kaytron Allen combined for 121 yards (70 for Singleton, 51 for Allen). Singleton scored a rushing touchdown in the second quarter, highlighting his solid day on the ground. Malik McClain gained 58 yards and caught a touchdown and Harrison Wallace III added 72 yards on a team-high seven receptions to round out the receiving corps. Quarterback Beau Pribula scored his first collegiate touchdown with a five-yard run in the final seconds of the fourth quarter.

The Penn State defense held West Virginia's offense to just 15 points and 310 total yards, allowing the Mountaineers to convert only four of their 14 third-down attempts. The Nittany Lions made three fourth-down stops during the game and held West Virginia's passing attack to just 167 yards through the air.

Linebackers Dominic DeLuca, Curtis Jacobs and Abdul Carter each recorded one sack apiece. Jacobs accumulated a team-best 10 tackles, while linebacker Kobe King notched five. Zakee Wheatley, Jaylen Reed and Cam Miller made four stops each.

HOW IT HAPPENED

Penn State forced a West Virginia punt on the opening drive of the ball game. The Penn State offense stepped up right away, capping off its first drive of the season with a 72-yard catch-and-run from Allar to Lambert-Smith.

West Virginia got on the board at the 14:14 mark of the second quarter, tying the game, 7-7. The Mountaineers scored on a 1-yard touchdown run by CJ Donaldson. The scoring drive went 69 yards on nine plays.

The Nittany Lions responded immediately, constructing a 10-play, 81-yard touchdown drive to retake a 14-7 advantage. Singleton put the Nittany Lions up on a 2-yard run. The Nittany Lions went into the break up 14-7.

Lambert-Smith hauled in his second touchdown of the ballgame for the first score of the second half. The 12-yard score put Penn State up 21-7 with 8:36 left in the third quarter. The Nittany Lions' scoring drive lasted 3:26 as the offense used seven plays to march 56 yards into the end zone.

The Nittany Lion defense forced a turnover on downs on the next drive and the offense capitalized with a 25-yard field goal by Alex Felkins to extend the lead to 24-7.

Penn State's offense scored two more touchdowns in the final frame to put the game out of reach for the Mountaineers.

The first came on a 25-yard touchdown pass to McClain from Allar.

West Virginia cuts its deficit to 31-15 with 3:34 left in the game as Garrett Greene scored on a 1-yard run and then connected with Donaldson on a successful two-point conversion.

The final score was on Pribula's first career touchdown, a 5-yard quarterback keeper.

Notes

- Penn State improved to 49-9-2 all-time against West Virginia, including wins in five-straight matchups and 33 of the last 35 contests.
- Penn State is now 122-13-1 all-time in home openers and 113-22-2 all-time in season openers.
- Penn State improved to 75-18-2 all-time against the current members of the Big 12.
- Penn State welcomed 110,747 fans to Beaver Stadium, marking the fourth-highest crowd in its history and largest in a home opener.
- Penn State scored on its opening drive on a 72-yard touchdown pass by Drew Allar to KeAndre Lambert-Smith.
- The Nittany Lions scored on their opening drive of the season for the first time since 2020 at Indiana.
- Allar became the first Penn State quarterback to throw for at least 300 yards in a season opener since Christian Hackenberg's 454 passing yards against UCF in 2014.
- Allar was the first Penn State quarterback to throw for at least 300 yards in his first career start since Michael Robinson threw for 379 yards vs. Wisconsin in 2003.
- Allar set career highs for completions (21), attempts (29), passing yards (325) and passing touchdowns (3).
- Allar's 300 passing yards and three passing touchdowns marked the 25th time at Penn State quarterback has done that in a game.
- RB Nicholas Singleton scored on a 2-yard run in the second quarter. It was his 13th career rushing touchdown.
- Lambert-Smith earned his second career 100-yard receiving game. He finished the night with 123 yards and two touchdowns.
- The junior upped his career touchdown receptions of 70+ yards to three, joining his 83-yard touchdown against Villanova in 2021 and his 88-yard touchdown reception against Utah in the 2023 Rose Bowl.
- WR Malik McClain hauled in a 25-yard touchdown reception in the fourth quarter for his sixth career touchdown catch.
- The Nittany Lions stopped West Virginia on three fourth-down conversion attempts.
- LB Curtis Jacobs finished the game with 10 tackles. He recorded double-digit tackles in a game for the third time in his career.
- K Alex Felkins converted a 25-yard field goal in the fourth quarter and also hit two extra-points for his first points as a Nittany Lion.

INDIVIDUAL STATISTICS

RUSHING (ATT-YDS-TD)

West Virginia-Donaldson, CJ 18-81-1; Greene, Garrett 15-71-1; Anderson, Jaylen 5-7; Marchiol, Nicco 1-(-11); TEAM 1-(-2).
Penn State-Singleton, Nicholas 13-70-1; Allen, Kaytron 10-51; Pribula, Beau 3-18-1; Potts, Trey 5-6; Allar, Drew 4-1.

PASSING (CMP-ATT-TD-INT-YDS)

West Virginia-Greene, Garrett 16-27-0-0-162; Marchiol, Nicco 0-0-0-0-0.
Penn State-Allar, Drew 21-29-3-0-325; Pribula, Beau 1-1-0-0-7.

TOP RECEIVERS (REC-YDS-TD)

West Virginia-Carter, Devin 6-90; Taylor, Kole 2-31; Anderson, Jaylen 2-15; Ray, Traylon 2-7; Aaron, Jeremiah 1-8; Fox, Preston 1-7; Donaldson, CJ 1-3; Davis, Treylan 1-1.
Penn State-Wallace III, Harrison 7-72; Lambert-Smith, KeAndre 4-123-2; McClain, Malik 4-58-1; Clifford, Liam 2-25; Cephas, Dante 1-22; Allen, Kaytron 1-15; Warren, Tyler 1-9; Singleton, Nicholas 1-1.

TOP TACKLERS (UA-A-T)

West Virginia-Kpogba, Lee 7-6-13; Bishop Jr., Beaney 5-2-7; Lathan, Trey 3-3-6; Bartlett, Jared 4-1-5; Wilson, Anthony 2-3-5; Wilson-Lamp, Andrew 4-0-4; McLaurin, Hershey 3-0-3; Martin, Sean 3-0-3; Miller, Montre 3-0-3; Ruffin, Malachi 2-1-3.
Penn State-Jacobs, Curtis 7-3-10; King, Kobe 2-3-5; Miller, Cam 4-0-4; Wheatley, Zakee 4-0-4; Reed, Jaylen 3-1-4; Elies, Dvon 2-2-4; King, Kalen 1-3-4; Ellis, Keaton 3-0-3; Dixon, Johnny 3-0-3; Winston Jr., Kevin 2-1-3; Isaac, Adisa 2-0-2; Robinson, Chop 2-0-2; van den Berg, Jordan 2-0-2.



63

GAME 2
PENN STATE VS. DELAWARE

7



BEAVER STADIUM | PEACOCK | 9/9/23 | 108,575



GAME RECAP

UNIVERSITY PARK, Pa. - No. 7 Penn State football defeated Delaware, 63-7, on Saturday afternoon in Beaver Stadium. The Nittany Lions racked up 541 total yards and scored eight offensive touchdowns, while holding the Blue Hens to only 140 total yards and one touchdown.

Sophomore quarterback Drew Allar continued his outstanding start to the season, completing 22-of-26 passes for 204 yards and one touchdown. Redshirt freshman quarterback Beau Pribula entered the game in the middle of the 3rd quarter and scored one rushing touchdown and one passing touchdown, his first career throwing score.

Nicholas Singleton and Kaytron Allen combined for 155 rushing yards and four touchdowns leading the Nittany Lion rushing attack that posted 315 yards on the afternoon. Through the air, Tyler Warren and Omari Evans hauled in touchdowns while KeAndre Lambert-Smith led the team with 74 receiving yards.

The Nittany Lions totaled an impressive 541 yards of offense (226 passing, 315 rushing). Penn State scored on its first four drives of the afternoon, putting the pressure on the Blue Hens early and often.

Defensively, the Nittany Lions had an impressive performance, holding the Blue Hens to just seven points and 140 total yards of offense, 66 of which came on one rushing play. The defensive unit held Delaware to just five first downs in the game, tied for the fewest by an opposing offense since 2014.

Linebacker Dominic DeLuca recorded Penn State's first defensive touchdown of the season on the first career interception of his career in the late third quarter. DeLuca returned it all the way to the end zone for a pick-six. The defense also recovered one fumble, forced by Keaton Ellis and recovered by Kevin Winston Jr. Jaylen Reed, Zane Durant, and Zariah Fisher each chipped in a sack.

HOW IT HAPPENED

Penn State stopped the Blue Hens on the opening possession of the game and scored on the ensuing drive, going up 7-0 with 8:19 remaining in the first quarter. Singleton punched in the first Nittany Lion touchdown of the day on a 2-yard run.

Reed posted a third-down sack on Delaware's next trip down the field, forcing a punt and giving the Nittany Lion offense excellent field position. Allen found the end zone on a 4-yard rushing touchdown, giving the Nittany Lions a 14-0 lead.

Delaware answered with a 66-yard rushing touchdown by Marcus Yarns, cutting the Penn State lead back to seven.

Singleton scored two more rushing touchdowns in the first half, reaching a career-best three rushing scores in the game. The sophomore's third touchdown put the Nittany Lions up 28-7 with 4:36 remaining in the opening half.

Penn State scored once more before the end of the half when Allar found Warren in the end zone for a 2-yard score with 22 seconds left to play in the second quarter.

The Penn State offense marched down the field and scored on the initial possession of the second half, going up 42-7 with just under 10 minutes remaining in the third quarter. Allar scored his first rushing touchdown of the season on a 1-yard sneak.

On the very next drive, Ellis forced a fumble that was picked up by Winston Jr. for the Nittany Lions' first takeaway of the season. Pribula entered the game and drove the Lions down the field and scored on a 6-yard rushing touchdown.

The Penn State defense followed with its first touchdown of the 2023 campaign on a DeLuca pick-six.

The Nittany Lions scored one more touchdown in the fourth quarter, a 4-yard pass from Pribula to Evans, to go up 63-7.

Notes

- In the first all-time meeting, Penn State defeated Delaware.
- Penn State scored on its first four drives: a 2-yard run by RB Nicholas Singleton, a 4-yard run by RB Kaytron Allen, a 5-yard run by Singleton and another 5-yard run by Singleton. The Nittany Lions scored on eight-straight drives, including the final four drives of the West Virginia game.
- The Nittany Lions scored on eight-straight drives for the first time since posting points on eight-straight drives against UMass on September 20, 2014.
- Penn State has recorded at least 30 points in nine-straight games, which is the longest streak in the nation.
- The Nittany Lions scored 35 points in the first half, it's the most points scored by a Penn State team in the opening half since scoring 42 points against Illinois in 2020.
- Penn State tallied 541 total yards, the most since notching 572 against Ohio in 2022. The Nittany Lions have posted 400+ total yards in nine-straight games.
- The Nittany Lions rushed for 315 yards, the most since rushing for 396 vs. Memphis in the 2019 Cotton Bowl.
- The Nittany Lions held the ball for a time of possession of 42:22. Since at least 2007, 42:22 is the longest time of possession Penn State has had in a game. It marked the first time Penn State had over 40 minutes of possession since 2020 at Indiana (40:22).
- During the opening drive of the third quarter, Allen went over the 1,000 career rushing yards mark. He became the 49th Penn State player to reach 1,000 career rushing yards. He now has 1,021 yards.
- The Nittany Lions held Delaware to just 140 total yards, the fewest allowed by Penn State since giving up 134 to Maryland in 2022.
- Penn State held Delaware to just 41 offensive plays, the fewest allowed by the Nittany Lions since holding Minnesota to 40 in a 20-0 win in 2009.
- Penn State held Delaware to 58 yards passing, the fewest allowed by the Nittany Lions since giving up 38 vs. Rutgers in 2021.
- Penn State held Delaware to 82 yards rushing, the fewest since allowing 25 vs. Michigan State in 2022.
- Penn State held Delaware to just five first downs, tying the lowest mark since 2014 and the fewest since Idaho had five in 2019.
- Penn State held Delaware to just six completions the lowest number in a game since giving up five completions at Rutgers in 2018.

SCORING SUMMARY

	1	2	3	4	OT	F
DEL	7	0	0	0	-	7
PSU	14	21	21	7	-	63

1st	8:59	PSU	Singleton, Nicholas 2 yd rush (Felkins kick)	13-60/5:50/7-0
	2:16	PSU	Allen, Kaytron 4 yd rush (Felkins kick)	9-37/5:10/14-0
	1:05	DEL	Yarns, Marcus 66 yd rush (Schmoke kick)	3-75/1:11/14-7
2nd	11:50	PSU	Singleton, Nicholas 5 yd rush (Felkins kick)	9-75/4:15/21-7
	4:36	PSU	Singleton, Nicholas 5 yd rush (Felkins kick)	9-73/4:13/28-7
	0:22	PSU	Warren, Tyler 2 yd pass from Allar, Drew (Felkins kick)	6-49/0:52/35-7
3rd	9:48	PSU	Allar, Drew 1 yd rush (Sahaydak kick)	10-74/5:06/42-7
	7:16	PSU	Pribula, Beau 6 yd rush (Felkins kick)	5-31/2:25/49-7
	2:43	PSU	DeLuca, Dominic 26 yd interception return (Felkins kick)	-/-/56-7
4th	7:35	PSU	Evans, Omari 5 yd pass from Pribula, Beau (Felkins kick)	8-71/4:14/63-7

TEAM STATS

	DEL	PSU
First Downs	5	34
Rushing Yards	82	315
Passing Yards	58	226
Passing (C-A-Int)	6-17-1	25-31-0
Total Offense	140	541
Plays	41	91
Fumbles (#-Lost)	2-1	1-0
Penalties (#-Yards)	5-33	7-55
Possession Time	17:38	42:22
3rd-Down Conv.	2-11	8-14
Red Zone	0-0	8-8
Touchdowns	1	9
Field goals	0	0

OTHER

Time of Game		3:23
Penn State	2-0, 0-0 Big Ten	
Delaware	1-1, 0-0 CAA	

INDIVIDUAL STATISTICS

RUSHING (ATT-YDS-TD)

Delaware-Yarns, Marcus 6-86-1; Silver, Jo'Nathan 5-15; St. Flauer, Saeed 2-5; Bermudez, JoJo 1-4; Cummy, Kyron 2-2; Marker, Zach 5-(-13); O'Connor, Ryan 2-(-15); TEAM 1-(-2).

Penn State-Allen, Kaytron 19-103-1; Potts, Trey 7-59; Singleton, Nicholas 12-47-3; Pribula, Beau 8-46-1; Smith, Tank 6-29; Allar, Drew 5-27-1; Holzworth, Tyler 3-4.

PASSING (CMP-ATT-TD-INT-YDS)

Delaware-O'Connor, Ryan 3-10-0-0-21; Marker, Zach 3-7-0-1-37.
Penn State-Allar, Drew 22-26-1-0-204; Pribula, Beau 3-5-1-0-22.

TOP RECEIVERS (REC-YDS-TD)

Delaware-Bermudez, JoJo 2-32; Townsend, Jourdan 2-15; Brose, Braden 1-6; Kelly, Ja'Carree 1-5.

Penn State-Lambert-Smith, KeAndre 6-74; Warren, Tyler 6-37-1; Wallace III, Harrison 3-26; Cephas, Dante 2-36; Johnson, Theo 2-14; Clifford, Liam 2-2; Singleton, Nicholas 1-18; Driver, Cristian 1-8; McClain, Malik 1-7; Evans, Omari 1-4-1.

TOP TACKLERS (UA-A-T)

Delaware-Taylor, Jackson 6-4-10; Ware, Nic 4-5-9; Brogna, Dominic 5-2-7; Trainer, Dillon 4-3-7; Herring, Tyron 5-1-6; Arrington, Keeno 3-3-6; Vandamia, Mateo 1-5-6; Hall, Jack 3-2-5; Dawsey, Khalil 4-0-4; Seay, KT 2-2-4; Karika, Nick 2-1-3.

Penn State-Carter, Abdul 3-1-4; Durant, Zane 2-2-4; Reed, Jaylen 2-0-2; Ellis, Keaton 2-0-2; Rojas, Tony 2-0-2; Collins, Audavion 2-0-2; Mack, King 1-1-2; Washington II, Elliot 1-1-2; Tracy, Zion 1-0-1; Robinson, Chop 1-0-1; Miller, Cam 1-0-1; Lyons, Jameal 1-0-1; Fisher, Zariah 1-0-1.



30

GAME 3
PENN STATE VS. ILLINOIS

13 I

MEMORIAL STADIUM | FOX | 9/16/23 | 49,099



GAME RECAP

CHAMPAIGN, Ill. - No. 7 Penn State football took down Illinois, 30-13, on Saturday afternoon at Memorial Stadium. The Nittany Lions played complimentary football on both sides of the ball, fueled by five defensive takeaways.

The defense led the way for the Nittany Lions, recording its first five-takeaway game in seven years. Penn State racked up four interceptions- by four different players- and a fumble recovery. Offensively, the Nittany Lions scored 20 points off of the five turnovers. Stout defense held the Illini in check all day, as the opposing rushing attack gained just 62 yards.

Dominic DeLuca also forced the first fumble of his career, the first of the Nittany Lions' five takeaways. Linebacker Abdul Carter, and cornerbacks Johnny Dixon, Daequan Hardy, and Cam Miller each secured interceptions.

On offense, quarterback Drew Allar posted yet another turnover-free outing, going 16-of-33 for 208 yards. Penn State's running backs were involved in all three offensive touchdowns on the afternoon. Kaytron Allen and Nicholas Singleton each recorded rushing scores, while Trey Potts tossed a touchdown pass to tight end Tyler Warren.

Singleton led the Nittany Lion receiving corps with three grabs and a career-best 49 yards through the air, with tight end Warren (3-35-1) and wide receiver Liam Clifford (1-33-0) complimenting his effort.

HOW IT HAPPENED

The Nittany Lions made their first splash play of the day on their second defensive drive as DeLuca forced a fumble that was picked up by Kobe King to give the ball back to the offense at the Illinois 43.

The Nittany Lions took the ball 40 yards on nine plays for a 20-yard field goal for the first score of the game, going up 3-0 with 5:27 to play in the opening quarter.

Penn State's defense forced its second turnover in two possessions with an interception by Carter, the first of his career, and he returned the ball to the Illinois 37. Alex Felkins knocked through a 45-yard field goal to increase the Nittany Lion lead to 6-0 with under two minutes remaining in the opening quarter.

The Nittany Lion defense recorded its third turnover in the first quarter on the Illini's next drive. Hardy picked off an Altmeyer pass at the Penn State 43 and the offense proceeded to use 12 plays to march 57 yards for its first touchdown. Allen punched in the 4-yard score at the 11:04 mark of the second quarter.

Reggie Love III put the Illini on the board with a 5-yard touchdown run with 2:08 left to play in the half. Illinois constructed an 8-play, 68-yard drive for the score to cut the Nittany Lions' advantage to 13-7.

The Nittany Lions tacked on an additional field goal before halftime to go up 16-7 at the break. Allar found Clifford on a 33-yard strike to the Illinois 11 to set up the Felkins 28-yard field goal.

Penn State's defense made its presence felt right away in the second half. On Illinois' first possession, Dixon intercepted Altmeyer at the Penn State 7 and returning his first interception of the season 21 yards to the Nittany Lions' 28.

The Nittany Lions broke through for their second touchdown of the afternoon to go up 23-7 at the 2:14 mark of the third frame. Potts caught a lateral from Allar and tossed an 11-yard touchdown pass to the tight end, Warren, capping off a 7-play, 68-yard scoring drive.

On the ensuing Illinois possession, the Nittany Lions intercepted Altmeyer for the fourth time, this time by Miller. His pick at the Illinois 30 preceded the Nittany Lion offense's third touchdown of the game. Penn State wasted no time, scoring in just over a minute on a Nicholas Singleton 16-yard rushing touchdown. The back-to-back scoring drives saw the Nittany Lions go up 30-7 with 14:24 left to play in the game.

Illinois found the end zone one more time, scoring on a 19-yard reception by Malik Elzy from quarterback John Paddock late in the fourth quarter. A failed two-point conversion left the score at 30-13.

Notes

- Penn State is now 21-6 all-time against Illinois, including 10-4 in road matchups.
- The Nittany Lions are 17-14 all-time in Big Ten openers and 19-12 in Big Ten road openers.
- Since 2014, Penn State is 19-8 against the Big Ten West, including wins in five-straight meetings.
- Penn State started Big Ten play on the road for the eighth-straight season and 13th time in the last 14 years.
- Over the last two seasons, Penn State is 9-0 when recording multiple takeaways in a game.
- Since 2022, Penn State has six games with two or more turnovers gained and no turnovers lost. Penn State is 6-0 in those games.
- Penn State scored 20 points off turnovers, including its first 13 points of the game.
- In the third quarter, RB Trey Potts threw an 11-yard touchdown pass to Tyler Warren. Potts is Penn State's 11th non-quarterback (12 occasions) to throw for a touchdown.
- The Nittany Lions forced turnovers on three-straight possessions (two fumbles, one interception) in the first quarter.
- Penn State forced takeaways on three-straight possession for the first time since 2016 at Indiana (three fumbles).
- Penn State recorded takeaways in the first quarter on a fumble forced by Dominic DeLuca and recovered by Kobe King, an interception by Abdul Carter and an interception by Daequan Hardy.
- The Nittany Lions forced two takeaways in the third quarter on an interception by Johnny Dixon and an interception by Cam Miller.
- Penn State recorded four interceptions in a game for the first time since November 15, 2014 against Temple.
- The Nittany Lions forced five takeaways in a game for the first time since September 16, 2017 against Georgia State (two fumbles, three interceptions).
- DeLuca forced a fumble in the first quarter. It was his first career forced fumble.
- He has forced two takeaways this season (one fumble, one interception).
- K Alex Felkins tied his career high with three field goal makes. He had three field goals in four previous games while at Columbia.
- On his first field goal, Felkins hit the 200-career point mark.
- PR Kaden Saunders had a career-long 19-yard punt return in the second quarter to setup a Penn State scoring drive to close out the first half.

SCORING SUMMARY

	1	2	3	4	OT	F
PSU	6	10	7	7	-	30
ILL	0	7	0	6	-	13

1st	5:27	PSU	9-40/4:10/3-0
		Felkins, Alex 20 yd field goal	
	1:43	PSU	4-(-6)/1:19/6-0
		Felkins, Alex 45 yd field goal	
2nd	11:04	PSU	12-57/5:13/13-0
		Allen, Kaytron 4 yd rush (Felkins kick)	
	2:08	ILL	7-68/4:01/13-7
		Love III, Reggie 5 yd rush (Griffin kick)	
	0:00	PSU	6-48/0:42/16-7
		Felkins, Alex 28 yd field goal	
3rd	2:14	PSU	7-70/2:02/23-7
		Warren, Tyler 11 yd pass from Potts, Trey (Felkins kick)	
4th	14:24	PSU	3-30/1:11/30-7
		Singleton, Nicholas 16 yd rush (Felkins kick)	
	4:21	ILL	8-58/3:02/30-13
		Elzy, Malik 19 yd pass from Paddock, John (Pass failed)	

TEAM STATS

	PSU	ILL
First Downs	20	20
Rushing Yards	164	62
Passing Yards	219	292
Passing (C-A-Int)	17-37-0	25-44-4
Total Offense	383	354
Plays	77	73
Fumbles (#-Lost)	1-0	1-1
Penalties (#-Yards)	7-70	6-47
Possession Time	31:52	28:08
3rd-Down Conv.	7-18	6-15
Red Zone	5-5	2-2
Touchdowns	3	2
Field goals	3	0

OTHER

Time of Game	3:57
Illinois	1-2, 0-1 Big Ten
Penn State	3-0, 1-0 Big Ten

INDIVIDUAL STATISTICS

RUSHING (ATT-YDS-TD)

Penn State-Allen, Kaytron 13-54-1; Pribula, Beau 9-47; Singleton, Nicholas 11-37-1; Allar, Drew 6-24; Potts, Trey 1-2.
Illinois-Love III, Reggie 12-55-1; Feagin, Kaden 4-15; Williams, Isaiah 2-8; Altmeyer, Luke 4-6; McCray, Josh 4-(-2); Paddock, John 3-(-20).

PASSING (CMP-ATT-TD-INT-YDS)

Penn State-Allar, Drew 16-33-0-0-208; Pribula, Beau 0-3-0-0-0; Potts, Trey 1-1-1-0-11.
Illinois-Altmeyer, Luke 15-28-0-4-163; Paddock, John 10-16-1-0-129.

TOP RECEIVERS (REC-YDS-TD)

Penn State-Singleton, Nicholas 3-49; Warren, Tyler 3-35-1; Lambert-Smith, KeAndre 3-23; Johnson, Theo 2-32; Saunders, Kaden 2-19; Clifford, Liam 1-33; Cephas, Dante 1-13; Allen, Kaytron 1-9; McClain, Malik 1-6.

Illinois-Williams, Isaiah 5-63; Wilcher, Kenari 3-51; Elzy, Malik 3-28-1; Reiman, Tip 3-23; Beatty, Hank 2-29; Washington, Casey 2-22; Hollins, Ashton 1-30; Bryant, Pat 1-16; Laughery, Aidan 1-12; McCray, Josh 1-5; Moore, Griffin 1-5; Love III, Reggie 1-4; Boyer, Henry 1-4.

TOP TACKLERS (UA-A-T)

Penn State-Wheatley, Zakee 2-4-6; DeLuca, Dominic 1-5-6; King, Kobe 4-0-4; Reed, Jaylen 3-1-4; King, Kalen 3-1-4; Wylie, Keon 2-2-4; Isaac, Adisa 1-3-4; Elsdon, Tyler 3-0-3; Carter, Abdul 2-1-3; Miller, Cam 2-1-3; Winston Jr., Kevin 2-1-3.

Illinois-Bush, Clayton 4-5-9; Rosiek, Dylan 4-5-9; Randolph Jr., Keith 1-7-8; Scott, Xavier 5-2-7; Scott, Miles 4-2-6; Newton, JerZhan 2-4-6; Bailey, Matthew 3-2-5; Jacas, Gabe 3-1-4; Coleman, Seth 2-2-4.



31

GAME 4
PENN STATE VS. IOWA

0



BEAVER STADIUM | CBS | 9/23/23 | 110,830



GAME RECAP

UNIVERSITY PARK, Pa. - No. 7 Penn State Football dominated on both sides of the ball and registered a 31-0 victory against the No. 24/22 Iowa Hawkeyes on Saturday evening in front of the second-largest crowd in Beaver Stadium history.

Penn State's defense stole the show, shutting out an AP Top 25 opponent for the first time since it did so in the 1999 Alamo Bowl against No. 18 Texas A&M. The Blue & White held Iowa to just 76 total yards of offense, split between 50 passing yards and 26 on the ground. Linebackers Abdul Carter and Curtis Jacobs led the way with a trio of tackles apiece, while linebacker Dominic DeLuca, and defensive ends Chop Robinson, Amin Vanover and Dani Dennis-Sutton each forced fumbles on the night. Jacobs became the first Nittany Lion to recover a pair of fumbles in a single game since Mark D'Onofrio did so against Temple on Oct. 5, 1991.

The complementary outing saw PSU out-gain Iowa by a 397-76 yardage tally in addition to a striking 97-33 differential in total plays. The Blue & White did an exemplary job of keeping Iowa's offense off the field, winning the time of possession battle by over 30 minutes. Penn State finished the night 9-for-20 on third down, while Iowa was held to a 1-for-9 conversion rate. Additionally, PSU was able to cash in on all four of their red zone opportunities, while the Nittany Lion defense held Iowa without a red zone chance.

A balanced Penn State rushing attack, led by running back Kaytron Allen, gained 215 yards on the evening, with the Norfolk, Virginia, native responsible for 72 on his own. Quarterback Beau Pribula entered the game in the fourth quarter and finished with 55 yards on the ground while running back Nicholas Singleton tallied 49 yards highlighted by a game-high 19-yard scamper in the third quarter.

The Nittany Lions totaled 182 yards through the air, with quarterback Drew Allar responsible for 166 of those after completing 25 of his 37 passing attempts. Allar finished the night with four touchdown passes and zero interceptions. Wide receiver KeAndre Lambert-Smith hauled in eight receptions for 66 yards and a touchdown, while tight end Theo Johnson snagged six passes for 42 yards. Tight end Tyler Warren recorded a career-high two touchdown grabs and fellow tight end Khalil Dinkins recorded his first receiving touchdown of the 2023 campaign.

The Blue & White welcomed a sellout crowd of 110,830, the second-largest attendance figure in Beaver Stadium history.

HOW IT HAPPENED

On Iowa's second drive, Dennis-Sutton forced a fumble that was picked up by Jacobs at the Nittany Lion 18-yard line.

The Nittany Lion offense got on the board first, thanks to a 46-yard field goal by Alex Felkins. Felkins capped off a 17-play 53-yard scoring drive. Penn State took the 3-0 advantage with 1:35 remaining in the opening frame.

On the Nittany Lions' next drive, the Hawkeyes forced a punt, however Thompson's boot hit an Iowa player on the fly and was recovered by Curtis Jacobs at the Hawkeye 39-yard line, sending the Penn State offense back on the field. Allar tossed a 9-yard touchdown pass to Dinkins, extending the lead to 10-0.

On Penn State's opening drive of the second half, Allar led the Nittany Lions on a 15-play, 75-yard scoring drive. A 2-yard touchdown from Allar to Warren capped off the drive.

The Nittany Lions scored once again on Warren's second touchdown of the game, a 7-yard grab, with 1:01 left in the third quarter.

Penn State's defense went back to work, forcing a fumble on the first play of Iowa's next drive. Robinson got to quarterback Cade McNamara for a strip sack that was picked up by Isaac.

The Nittany Lions took possession at the Iowa 19 yard-line. Allar took the Penn State offense down the field and threw his fourth touchdown pass of the night to increase the Nittany Lion lead to 31-0 on a 4-yard touchdown to Lambert-Smith in the corner of the end zone.

Notes

- The Nittany Lions are 9-6 in full-stadium Penn State White Out games.
- Penn State held its opponent scoreless for the first time since a 30-0 win against Maryland in 2022.
- Penn State recorded a shutout against an AP Top 25 team for the first time since the 1999 Alamo Bowl against No. 18 Texas A&M (24-0).
- Penn State held the ball for 45:27 to Iowa's time of possession of 14:33. In the second half, Penn State held the ball for 24:14 to Iowa's 5:46.
- Penn State had 97 offensive plays to 33 for Iowa. According to TruMediaSports, in the past five seasons, no other FBS team has out-snapped its opponent by 60+ plays.
- Dating back to the Rutgers game in 2022, Penn State has scored in 28-straight quarters, the longest active streak in the nation.
- Penn State has not allowed a first-drive touchdown in the last 18 games, dating back to the Michigan State game in 2021.
- Penn State scored on drives of 17, 10 15 and 12 plays. The last time Penn State had four scoring drives of 10+ plays was against Ohio State in 2021.
- The Nittany Lions held the ball for 13:26 of the third quarter and finished the game with 45:27 of possession.
- QB Drew Allar threw a career-high four touchdown passes.
- Penn State held Iowa to four first downs, the fewest allowed by the Nittany Lions since giving up just two to Eastern Illinois in 2009 and the fewest ever allowed by Penn State in a Big Ten game.
- After allowing Iowa to get one first down on each of its first two possessions in the first quarter, Penn State held Iowa without a first down for the next seven drives.
- Penn State held Iowa to 76 yards of offense, the fewest ever allowed by Penn State in a Big Ten game, and the least since holding Temple to 74 yards in 2006.
- Penn State held Iowa to 20 yards rushing, the fourth-lowest since 2014 and the least rushing yards allowed since holding Purdue to minus-19 in 2019.
- The Nittany Lions held Iowa to 56 passing yards, the seventh-lowest total allowed under James Franklin.
- Penn State held Iowa to just one third-down conversion on nine attempts.
- LB Curtis Jacobs is the first Penn State player to recover two fumbles in a game since Mark D'Onofrio against Temple on October 5, 1991.

SCORING SUMMARY

	1	2	3	4	OT	F
IOWA	0	0	0	0	-	0
PSU	3	7	14	7	-	31

1st	1:35	PSU	17-53/7:28/3-0
		Felkins, Alex	46 yd field goal
2nd	9:17	PSU	10-39/4:54/10-0
		Dinkins, Khalil	9 yd pass from Allar, Drew (Felkins kick)
3rd	8:20	PSU	15-75/6:40/17-0
		Warren, Tyler	2 yd pass from Allar, Drew (Felkins kick)
	1:01	PSU	12-71/5:50/24-0
		Warren, Tyler	7 yd pass from Allar, Drew (Felkins kick)
4th	12:19	PSU	8-19/3:37/31-0
		Lambert-Smith, KeAndre	3 yd pass from Allar, Drew (Felkins kick)

TEAM STATS

	IOWA	PSU
First Downs	4	28
Rushing Yards	20	215
Passing Yards	56	182
Passing (C-A-Int)	6-16-0	26-40-0
Total Offense	76	397
Plays	33	97
Fumbles (#-Lost)	6-4	1-0
Penalties (#-Yards)	4-28	4-45
Possession Time	14:33	45:27
3rd-Down Conv.	1-9	9-20
Red Zone	0-0	4-5
Touchdowns	0	4
Field goals	0	1

OTHER

Time of Game		3:04
Penn State	4-0, 1-0 Big Ten	
Iowa	3-1, 1-1 Big Ten	

INDIVIDUAL STATISTICS

RUSHING (ATT-YDS-TD)

Iowa-Moulton, Kamari 6-18; Williams, Leshon 6-9; McNamara, Cade 4-0; Hill, Deacon 1-(-7).
Penn State-Allen, Kaytron 21-72; Pribula, Beau 8-55; Singleton, Nicholas 17-49; Allar, Drew 8-22; Potts, Trey 3-17.

PASSING (CMP-ATT-TD-INT-YDS)

Iowa-McNamara, Cade 5-14-0-0-42; Hill, Deacon 1-2-0-0-14.
Penn State-Allar, Drew 25-37-4-0-166; Pribula, Beau 1-3-0-0-16.

TOP RECEIVERS (REC-YDS-TD)

Iowa-All, Erick 3-35; Vines, Diante 1-14; Ragaini, Nico 1-4; Williams, Leshon 1-3.
Penn State-Lambert-Smith, KeAndre 8-66-1; Johnson, Theo 6-42; Allen, Kaytron 3-8; Clifford, Liam 2-17; Warren, Tyler 2-9-2; Singleton, Nicholas 2-4; Potts, Trey 1-16; Cephas, Dante 1-11; Dinkins, Khalil 1-9-1.

TOP TACKLERS (UA-A-T)

Iowa-Higgins, Jay 10-8-18; Jackson, Nick 8-5-13; Hurkett, Ethan 5-4-9; Fisher, Kyle 5-2-7; Evans, Joe 5-2-7; Black, Yahya 4-3-7; Lee, Logan 1-5-6; DeJean, Cooper 4-1-5; Nwankpa, Xavier 4-1-5; Craig, Deontae 1-4-5; Castro, Sebastian 3-0-3; Graves, Aaron 1-2-3.
Penn State-Jacobs, Curtis 2-1-3; Carter, Abdul 1-2-3; Wheatley, Zakee 2-0-2; DeLuca, Dominic 2-0-2; Reed, Jaylen 1-1-2; Robinson, Chop 1-1-2; Dennis-Sutton, Dani 1-0-1; Dixon, Johnny 1-0-1; King, Kobe 1-0-1; Isaac, Adisa 1-0-1; Winston Jr, Kevin 1-0-1; Izzard, Cozhiah 1-0-1.



DREW ALLAR 15

Quarterback | 6-5 | 242
 Sophomore
 Medina, Ohio/Medina
 Major: Division of Undergraduate Studies

► **CAREER NOTES & RECORDS**

Career: *Notable:* Owns four career games with multiple touchdown passes and two games with three or more touchdown passes...Has one career 300-yard game and three 200-yard games.

Game: 2023: In the season-opening win over West Virginia (9/2), became the first Penn State quarterback to throw for at least 300 yards in his first career start since Michael Robinson threw for 379 yards vs. Wisconsin in 2003...Was the first Penn State quarterback to throw for at least 300 yards in a season opener since Christian Hackenberg's 454 passing yards against UCF in 2014.

► **2023 ► SOPHOMORE SEASON**

Awards: *Midseason:* Named to the Davey O'Brien Award watch list. ***Weekly:*** Named the Big Ten Offensive Player of the Week (West Virginia, 9/2)...Was one of eight Manning Award Stars of the Week (West Virginia, 9/2)...Named to the Davey O'Brien Award Great 8 List (9/25).

Season: Has started all four games this season...Completed 84-of-125 passes (67.2%) for 903 yards and eight touchdowns...Earned the coaching staff's Offensive Player of the Week twice (West Virginia, 9/2; Delaware, 9/9).

Rankings: Ranks first in the Big Ten in passing touchdowns (8; 32nd nationally), is second in completion percentage (67.2; 33rd) and points responsible for (13.5), third in passing efficiency (149.0; 42nd), fourth in completions (21.0; 29th) and fifth in passing yardage (225.8).

West Virginia (9/2): Set a career-high mark in passing yards (325) while completing 21 passes and throwing three touchdowns...It marked his first career 200-yard and 300-yard passing game...Tossed a 72-yard touchdown pass to KeAndre Lambert-Smith on Penn State's opening drive, which marked the longest completion of his career...Also connected with Lambert-Smith on a 12-yard score in the third quarter...Found Malik McClain for a 25-yard touchdown strike in the fourth quarter. **Delaware (9/9):** Completed 22 passes on 26 attempts for 204 yards and one touchdown...Rushed for 27 yards, matching his career high, to go along with a rushing score...Marked his first career game with both a passing and rushing touchdown...Found Tyler Warren on a 2-yard touchdown pass in the second quarter...Added a 1-yard rushing score in the third quarter. **at Illinois (9/16):** Completed 16 passes for 208 yards, including a long of 33 yards to Liam Clifford...Ran six times for 24 yards with a long rush of eight yards. **Iowa (9/23):** Completed 25-of-37 passes for 166 yards and a career-high four touchdown passes...Set a career high with 25 completions...Added 22 yards rushing...Connected on a 9-yard touchdown pass with Khalil Dinkins in the second quarter...Threw a 2-yard and 7-yard touchdown pass to Warren late in the third quarter...Found Lambert-Smith on a 3-yard touchdown pass in the fourth quarter.

ALLAR'S CAREER PASSING STATISTICS

	C-A	Yds.	%	TD-INT	YPG	LG
2022	35-60	344	58.3	4-0	34.4	32
2023	84-125	903	67.2	8-0	225.8	72
Career	119-185	1,247	64.3	12-0	89.1	72

ALLAR'S CAREER OFFENSIVE STATISTICS

	Att.-Yds.	Avg.	TD	LG	Rec.-Yds.	Avg.	TD	LG
2022	18-52	2.9	1	19	-	-	-	-
2023	23-74	3.2	1	13	-	-	-	-
Career	41-126	3.1	2	19	-	-	-	-

► **ALLAR'S CAREER HIGHS**

Pass Completions..... 25; Iowa, 9/23/23
Pass Attempts..... 37; Iowa, 9/23/23
Passing Yards..... 325; West Virginia, 9/2/23
Passing Touchdowns..... 4; Iowa, 9/23/23
Long Pass..... 72; West Virginia, 9/2/23
Rushing Attempts..... 8; Iowa, 9/23/23
Rushing Yards..... 27; Twice: Last Delaware, 9/9/23
Rushing Touchdowns..... 1; Twice: Last Delaware, 9/9/23
Longest Rush..... 19; at Rutgers, 11/19/22



KAYTRON ALLEN 13

Running Back | 5-11 | 222
 Sophomore
 Norfolk, Va./IMG Academy (Fla.)
 Major: Division of Undergraduate Studies

► **CAREER NOTES & RECORDS**

Career: *Notable:* Has 1,147 career rushing yards, the 49th player in Penn State history to have over 1,000 career yards on the ground...Owns three career 100-yard rushing games...Has two career games with multiple rushing touchdowns.

Season: *Records Set:* Allen (867) and Nicholas Singleton (1,061) became the first true freshman teammates in Big Ten history each with 700 or more rushing yards in a single season. **2022:** Finished with 10 rushing touchdowns, good for second, to Singleton (12), for most rushing touchdowns by a freshman in program history...The 867 rushing yards were the fourth-most by a Penn State freshman in a single season...Allen and Singleton became the only Penn State duo to each rush for 850+ yards in a season and one of three 800+ rushing yard duos: 2022 (Singleton, 1,061; Allen, 867), 2013 (Zach Zwinak, 989; Bill Belton, 803), 2005 (Tony Hunt, 1,047; Michael Robinson, 806).

Game: 2022: In the win at Indiana (11/5), became the first Penn State freshman with three rushing touchdowns in a game since Austin Scott against Kent State in 2003...His three rushing scores against the Hoosiers were the most by a Nittany Lion since Journey Brown's three scores against Rutgers in 2019... Allen and Nicholas Singleton each scored two touchdowns against Auburn, becoming the only Penn State freshmen to both score two rushing touchdowns in a game since at least 2000.

► **2023 ► SOPHOMORE SEASON**

Awards: *Preseason:* Named to the Doak Walker Award watch list.

Season: Has appeared in four games, making two starts...Owns 63 carries for 280 yards (4.4) with two touchdowns...Has five receptions for 32 yards.

West Virginia (9/2): Ran the ball 10 times for 51 yards with a long rush of nine yards...Added a 15-yard reception. **Delaware (9/9):** Posted 103 yards on 19 carries with a touchdown and a long rush of 17 yards...Scored on a 4-yard run in the first quarter. **at Illinois (9/16):** Posted 13 carries for a team-high 54 yards and a touchdown...Added 1 grab for nine yards...Scored on a 4-yard rushing touchdown in the second quarter. **Iowa (9/23):** Logged 72 yards on 21 carries...Matched his career high in receptions with three.

ALLEN'S CAREER STATISTICS

	Att.-Yds.	Avg.	TD	LG	Rec.-Yds.	Avg.	TD	LG
2022	167-867	5.2	10	59	20-188	9.4	1	45
2023	63-280	4.4	2	18	5-32	6.4	-	15
Career	230-1,147	5.0	12	59	25-220	8.8	1	45

► **ALLEN'S CAREER HIGHS**

Rushing Attempts.....21; Three Times: Last Iowa, 9/23/23
Rushing Yards..... 117; at Rutgers, 11/19/22
Rushing Touchdowns.....3; at Indiana, 11/5/22
Longest Rush.....59; at Rutgers, 11/19/22
Receptions..... 3; Four Times: Last Iowa, 9/23/23
Receiving Yards..... 72; at Indiana, 11/5/22
Receiving Touchdowns..... 1; Ohio State, 10/29/22
Longest Reception..... 45; at Indiana, 11/5/22



KALEB ARTIS 58

Defensive Tackle | 6-4 | 319
 Redshirt Freshman
 Westbury, N.Y./St. Francis Prep
 Major: Division of Undergraduate Studies

► **2023 ► REDSHIRT FRESHMAN SEASON**

Has appeared in all four games, primarily on special teams.

CARTER'S CAREER STATISTICS

	UT-AT	TT	FF	FR	I	PBU	SACK	TFL
2022	36-20	56	2	-	-	4	6.5-59	10.5-64
2023	6-4	10	-	-	1	-	1.0-11	1.0-11
Career	42-24	66	2	-	1	4	7.5-70	11.5-75

> CARTER'S CAREER HIGHS

Tackles..... 8; Minnesota, 10/22/22
Tackles for Loss 3; Michigan State, 11/26/22
Sacks..... 2; Michigan State, 11/26/22
Forced Fumbles..... 1; Twice: Last Maryland, 11/12/22
Interceptions..... 1; at Illinois, 9/16/23
Long Interception Return 18; at Illinois, 9/16/23
Pass Breakups 1; Four Times: Last Maryland, 11/12/22



HAKEEM BEAMON 51

Defensive Tackle | 6-3 | 290
 Redshirt Senior
 Midlothian, Va./Manchester
 Major: Rehabilitation and Human Services

> 2023 > REDSHIRT SENIOR SEASON

Awards: Preseason: Named to Reese's Senior Bowl watch list.

Season: Has started all four games at defensive tackle.

West Virginia (9/2): Assisted on a tackle. **Delaware (9/9):** Recorded an assisted tackle and added a quarterback hurry. **at Illinois (9/16):** Posted a solo tackle.

BEAMON'S CAREER STATISTICS

	UT-AT	TT	FF	FR	I	PBU	SACK	TFL
2019	1-1	2	-	-	-	-	-	-
2020	4-3	7	-	-	-	-	-	1.5-2
2021	-	-	-	-	-	-	-	-
2022	8-8	16	-	-	-	4	-	6.0-16
2023	1-2	3	-	-	-	-	-	-
Career	14-14	28	-	-	-	4	-	7.5-18

> BEAMON'S CAREER HIGHS

Tackles.....3; Twice: Last Michigan State, 11/26/22
Tackles for Loss 1.5; at Rutgers, 11/19/22
Pass Breakups 2; Northwestern, 10/1/22



TY BLANDING 39

Defensive Tackle | 6-1 | 276
 Freshman
 Bronx, N.Y./Christ the King
 Major: Division of Undergraduate Studies

> 2023 > TRUE FRESHMAN SEASON

Has appeared in one game.



ABDUL CARTER 11

Linebacker | 6-3 | 249
 Sophomore
 Philadelphia, Pa./La Salle College High School
 Major: Division of Undergraduate Studies

> CAREER NOTES & RECORDS

Season: 2022: Joined Deion Barnes (10 TFL, 6 sacks; 2012) as the only Penn State freshmen to record 10-plus tackles for loss and 6-plus sacks in a season...Was one of eight linebackers (10 instances) to put up 10-plus tackles for loss and 6-plus sacks in a season at Penn State...Became the first PSU linebacker since Dan Connor (15 TFL, 6.5 sacks; 2007) to reach the milestone.

> 2023 > SOPHOMORE SEASON

Awards: Preseason: Named to the Bednarik Award, Butkus Award, Lombardi Award, Lott IMPACT Trophy and Nagurski Award watch lists...Earned PFF All-American honorable mention recognition.

Season: Has started all four games...Owns 10 tackles (6 solo), one tackle for loss, one sack and an interception.

West Virginia (9/2): Recorded a sack to force a turnover on downs in the fourth quarter...Added a quarterback hurry. **Delaware (9/9):** Made four tackles (3 solo) and added a quarterback hurry. **at Illinois (9/16):** Intercepted a pass in the first quarter and returned it 18 yards, the first pick of his career...Added a pair of tackles. **Iowa (9/23):** Made three tackles.



DANTE CEPHAS 3

Wide Receiver | 6-0 | 193
 Redshirt Senior
 Pittsburgh, Pa./Penn Hills/Kent State
 Major: Telecommunications

> CAREER NOTES & RECORDS

Career: Notable: Owns a reception in 31-straight games.

> 2023 > REDSHIRT SENIOR SEASON

Awards: Preseason: Named to the Biletnikoff Award and Reese's Senior Bowl watch lists.

Season: Has appeared in four games, making one start...Owns five grabs for 82 yards.

West Virginia (9/2): Made a 22-yard reception in the third quarter. **Delaware (9/9):** Posted two catches for 36 yards...Made a long grab of 26 yards. **at Illinois (9/16):** Recorded a 13-yard reception. **Iowa (9/23):** Made an 11-yard reception.

CEPHAS' CAREER STATISTICS

	Att.-Yds.	Avg.	TD	LG	Rec.-Yds.	Avg.	TD	LG
2019*	-	-	-	-	4-19	4.8	-	8
2020*	1-6	6.0	-	6	11-136	12.4	-	50
2021*	-	-	-	-	82-1240	15.1	9	80
2022*	2-12	6.0	-	8	48-744	15.5	3	54
2023	-	-	-	-	5-82	16.4	-	26
Career	3-18	6.0	-	8	150-2,221	14.8	12	80

> CEPHAS' CAREER HIGHS

Receptions..... 13; Twice: Last Ohio, 10/1/22*
Receiving Yards..... 246; Ohio, 10/1/22*
Receiving Touchdowns 3; Buffalo, 10/9/21*
Longest Reception 80; vs. Wyoming, 12/21/21*
Rushing Attempts 1; Three Times: Last at Miami (Ohio), 10/8/22*
Rushing Yards..... 8; at Miami (Ohio), 10/8/22*
Longest Rush..... 8; at Miami (Ohio), 10/8/22*

* at Kent State(2019-22).



LIAM CLIFFORD **2**

Wide Receiver | 6-1 | 201
Redshirt Sophomore
Maineville, Ohio/St. Xavier
Major: Advertising and Public Relations

► 2023 ► REDSHIRT SOPHOMORE SEASON

Season: Has appeared in four games, making one start...Owns seven receptions for 77 yards.

West Virginia (9/2): Made two grabs for 25 yards, including a long reception of 17 yards. **Delaware (9/9):** Made his first career start...Made two catches. **at Illinois (9/16):** Hauled in a career-long 33-yard reception towards the end of the first half, setting up a field goal. **Iowa (9/23):** Caught two passes for 17 yards.

CLIFFORD'S CAREER STATISTICS

	Att.-Yds.	Avg.	TD	LG	Rec.-Yds.	Avg.	TD	LG
2022	-	-	-	-	8-89	11.1	-	20
2023	-	-	-	-	7-77	11.0	-	33
Career	-	-	-	-	15-166	11.1	-	33

► CLIFFORD'S CAREER HIGHS

Receptions3; at Indiana, 11/5/22
Receiving Yards31; at Indiana, 11/5/22
Longest Reception33; at Illinois, 9/23/23



AUDAVION COLLINS **29**

Cornerback | 5-11 | 170
Redshirt Freshman
Covington, Ga./Newton/Mississippi State
Major: Division of Undergraduate Studies

► 2023 ► REDSHIRT FRESHMAN SEASON

Season: Has appeared in two games, primarily on special teams.


Delaware (9/9): Posted the first two tackles of his career, including a tackle for loss...Added a quarterback hurry.

COLLINS' CAREER STATISTICS

	UT-AT	TT	FF	FR	I	PBU	SACK	TFL
2023	2-0	2	-	-	-	-	-	1.0-1
Career	2-0	2	-	-	-	-	-	1.0-1

► COLLINS' CAREER HIGHS

Tackles2; Delaware, 9/9/23
Tackles for Loss1.0; Delaware, 9/9/23



JERRY CROSS **88**

Tight End | 6-5 | 257
Redshirt Freshman
Milwaukee, Wis./Rufus King
Major: Division of Undergraduate Studies

► 2023 ► REDSHIRT FRESHMAN SEASON

Has appeared in three games.



NICK DAWKINS **53**

Offensive Line | 6-4 | 315
Redshirt Junior
Allentown, Pa./Parkland
Major: Recreation, Park and Tourism Management

► 2023 ► REDSHIRT JUNIOR SEASON

Season: Has appeared in four games on offense and special teams.

Delaware (9/9): Saw significant time at center...Penn State tallied 541 total yards on offense, including 315 yards on the ground...The Nittany Lions ran 91 offensive plays and held the ball for a time of possession of 42:22...Kaytron Allen rushed for 103 yards on 19 carries and touchdown, while Nicholas Singleton scored three touchdowns on the ground.



DOMINIC DELUCA **0**

Linebacker | 6-1 | 218
Redshirt Sophomore
West Pittston, Pa./Wyoming Area
Major: Agribusiness Management

► CAREER NOTES & RECORDS

Game: 2022: Blocked a punt against Minnesota (10/22), Penn State's first blocked punt since Journey Brown against Buffalo in 2019.

► 2023 ► REDSHIRT SOPHOMORE SEASON

Season: Has appeared in four games on defense and special teams...Has a hand in two takeaways (one fumble, one interception) to go along with nine tackles, three tackles for loss, two forced fumbles and two pass breakups...Named a team captain at the conclusion of spring practice...Awarded No. 0 jersey as Penn State's special teams leader, continuing a new Penn State tradition...Named the coaching staff's Defensive Player of the Game (Delaware, 9/9) and Special Teams Player of the Game (Iowa, 9/23).

West Virginia (9/2): Recorded a solo sack in the second quarter. **Delaware (9/9):** Picked off a pass, the first of his career, in the third quarter and returned it 26 yards for a touchdown. **at Illinois (9/16):** Forced a fumble in the first quarter, the first of his career, which was recovered by Kobe King...Was credited with a tackle for loss on the forced fumble...Posted a career-high six tackles. **Iowa (9/23):** Made two solo tackles, including a tackle for loss, to go along with a forced fumble and a pass breakup.

DELUCA'S CAREER STATISTICS

	UT-AT	TT	FF	FR	I	PBU	SACK	TFL
2022	18-11	29	-	-	-	1	1.0-3	2.0-6
2023	4-5	9	2	-	1	2	1.0-5	3.0-9
Career	22-16	38	2	-	1	3	2.0-8	5.0-15

► DELUCA'S CAREER HIGHS

Tackles6; at Illinois, 9/16/23
Tackles for Loss1.5; at Rutgers, 11/19/22
Sacks1; Twice: Last West Virginia, 9/2/23
Forced Fumbles1; Twice: Last Iowa, 9/23/23
Interceptions1; Delaware, 9/9/23
Long Interception Return23; Delaware, 9/9/23
Pass Breakups1; Michigan State, 11/26/22
Blocked Kicks1; Minnesota, 10/22/22



DANI DENNIS-SUTTON 33

Defensive End | 6-5 | 261
 Sophomore
 Millsboro, Del./McDonogh School (Md.)
 Major: Division of Undergraduate Studies

► 2023 ► SOPHOMORE SEASON

Season: Has appeared in four games.

Delaware (9/9): Recorded a half-tackle for loss and a quarterback hurry. **at Illinois (9/16):** Posted two tackles and assisted on a tackle for loss. **Iowa (9/23):** Forced a fumble in the first quarter, the first of his career, which was recovered by Curtis Jacobs...Added a pass breakup and a quarterback hurry.

DENNIS-SUTTON'S CAREER STATISTICS

	UT-AT	TT	FF	FR	I	PBU	SACK	TFL
2022	11-6	17	-	-	1	1	3.0-21	3.5-22
2023	2-2	4	1	-	-	1	-	1.0-0
Career	13-8	21	1	-	1	2	3.0-21	4.5-22

► DENNIS-SUTTON'S CAREER HIGHS

Tackles..... 3; Twice: Last at Indiana, 11/5/22
Tackles for Loss 2; Central Michigan, 9/24/22
Sacks..... 2; Central Michigan, 9/24/22
Forced Fumbles..... 1; Iowa, 9/23/22
Interceptions..... 1; at Indiana, 11/5/22
Long Interception Return 20; at Indiana, 11/5/22
Pass Breakups 1; Twice: Last Iowa, 9/23/23



KHALIL DINKINS 16

Tight End | 6-4 | 245
 Redshirt Sophomore
 Wexford, Pa./North Allegheny
 Major: Division of Undergraduate Studies

► 2023 ► REDSHIRT SOPHOMORE SEASON

Season: Has appeared in all four games on offense and special teams.

Iowa (9/23): Recorded a 9-yard touchdown reception from Drew Allar in the second quarter.

DINKINS' CAREER STATISTICS

	Att.-Yds.	Avg.	TD	LG	Rec.-Yds.	Avg.	TD	LG
2022	-	-	-	-	4-53	13.3	1	28
2023	-	-	-	-	1-9	9.0	1	9
Career	-	-	-	-	5-62	12.4	2	28

► DINKINS' CAREER HIGHS

Receptions..... 1; Five Times: Last Iowa, 9/23/23
Receiving Yards..... 28; Ohio, 9/10/22
Receiving Touchdowns 1; Twice: Last Iowa, 9/23/23
Longest Reception 28; Ohio, 9/10/22



KOLIN DINKINS 31

Cornerback | 6-2 | 194
 Redshirt Freshman
 Wexford, Pa./North Allegheny
 Major: Division of Undergraduate Studies

► 2023 ► REDSHIRT FRESHMAN SEASON

Season: Has appeared in four games on special teams.

West Virginia (9/2): Posted a solo tackle.

DINKINS' CAREER STATISTICS

	UT-AT	TT	FF	FR	I	PBU	SACK	TFL
2023	1-0	1	-	-	-	-	-	-
Career	1-0	1	-	-	-	-	-	-

► DINKINS' CAREER HIGHS

Tackles..... 1; West Virginia, 9/2/23



JOHNNY DIXON 3

Cornerback | 6-0 | 196
 Senior
 Tampa, Fla./Chamberlain/South Carolina
 Major: Recreation, Park and Tourism Management

► 2023 ► SENIOR SEASON

Awards: Named to the Reese's Senior Bowl watch list.

Season: Has started all four games at cornerback...Owns six tackles (all solo) to go along with an interception and two pass breakups.

West Virginia (9/2): Posted three solo tackles and added two pass breakups. **at Illinois (9/16):** Intercepted a pass in the third quarter and returned it 21 yards...It marked the longest interception return of his career...Added two solo tackles. **Iowa (9/23):** Made a solo stop.

DIXON'S CAREER STATISTICS

	UT-AT	TT	FF	FR	I	PBU	SACK	TFL
2019*	2-1	3	-	-	1	-	-	1-2
2020*	28-6	34	-	1	-	5	-	-
2021	8-2	10	-	-	-	2	-	0.5-0
2022	17-6	23	1	-	2	10	3.0-20	4.5-24
2023	6-0	6	-	-	1	2	-	-
Career	61-15	76	1	1	4	19	3.0-20	6.0-26

► DIXON'S CAREER HIGHS

Tackles..... 5; Three Times: Last Georgia, 11/28/20*
Tackles for Loss 1.5; Ohio, 9/10/22
Sacks..... 1; Three Times: Last Ohio State, 10/29/22
Forced Fumbles..... 1; Ohio State, 10/29/22
Fumble Recoveries 1; at Ole Miss, 11/14/20*
Interceptions..... 1; Three Times: Last at Rutgers, 11/19/22
Long Interception Return 21; at Illinois, 9/16/23
Pass Breakups 3; Central Michigan, 9/24/22

* at South Carolina (2019-20).



ANTHONY DONKOH 68

Offensive Line | 6-5 | 335
 Freshman
 Aldie, Va./Lightridge
 Major: Division of Undergraduate Studies

► 2023 ► TRUE FRESHMAN SOPHOMORE SEASON

Season: Has appeared in two games.

Delaware (9/9): Saw his first career action on the offensive line.



CRISTIAN DRIVER 80

Wide Receiver | 5-11 | 188
 Redshirt Freshman
 Flower Mound, Texas/Liberty Christian
 Major: Division of Undergraduate Studies

► 2023 ► REDSHIRT SOPHOMORE SEASON

Season: Has appeared in two games.

Delaware (9/9): Made his first career reception for 8 yards.

DRIVER'S CAREER STATISTICS

	Att.-Yds.	Avg.	TD	LG	Rec.-Yds.	Avg.	TD	LG
2023	-	-	-	-	1-8	8.0	-	8
Career	-	-	-	-	1-8	8.0	-	8

► DRIVER'S CAREER HIGHS

Receptions..... 1; Delaware, 9/9/23
Receiving Yards..... 8; Delaware, 9/9/23
Longest Reception 8; Delaware, 9/9/23



ZANE DURANT 28

Defensive Tackle | 6-1 | 285
 Sophomore
 Lake Nona, Fla./Lake Nona
 Major: Division of Undergraduate Studies

► 2023 ► SOPHOMORE SEASON

Season: Has appeared in four games, making three starts...Owns seven tackles (4 solo) to go along with 1.5 tackles for loss and a sack.

West Virginia (9/2): Made first career start...Recorded two tackles. **Delaware (9/9):** Made a career-high four tackles (2 solo)...Posted a sack and a career-high 1.5 tackles for loss. **at Illinois (9/16):** Recorded a solo stop.

DURANT'S CAREER STATISTICS

	UT-AT	TT	FF	FR	I	PBU	SACK	TFL
2022	1-4	5	-	-	-	-	1.0-8	1.0-8
2023	4-3	7	-	-	-	-	1.0-8	1.5-9
Career	5-7	12	-	-	-	-	2.0-16	2.5-17

► DURANT'S CAREER HIGHS

Tackles..... 4; Delaware, 9/9/23
Tackles for Loss 1.5; Delaware, 9/9/23
Sacks..... 1; Twice: Last Delaware, 9/9/23



TYLER DUZANSKY 48

Long Snapper | 6-4 | 215
 Redshirt Sophomore
 Glen Ellyn, Ill./St. Francis Prep
 Major: Supply Chain and Information Systems

► 2023 ► REDSHIRT SOPHOMORE SEASON

Season: Has appeared in four games as the team's primary long snapper.

West Virginia (9/2): Made first career start at long snapper. **Delaware (9/9):** Assisted placekicker Alex Felkins in going 8-for-8 on extra point attempts...Punter Riley Thompson hit a 47-yard punt to the Delaware 7 in the second quarter. **at Illinois (9/16):** Helped Felkins convert on three field goals, including a long of 45 yards...Thompson landed a pair of punts inside the Illinois 20. **Iowa (9/23):** Helped Felkins hit a 46-yard field goal in the first quarter and all four extra-point attempts.



DVON ELLIES 91

Defensive Tackle | 6-1 | 298
 Redshirt Senior
 Burtonsville, Md./McDonogh School
 Major: Journalism

► 2023 ► REDSHIRT SENIOR SEASON

Awards: Preseason: Named to the Allstate Good Works Team and Wuerffel Trophy watch lists.

Season: Has appeared in four games, making one start...Owns four tackles (2 solo).

West Virginia (9/2): Matched his career high in tackles with four (2 solo).

ELLIES' CAREER STATISTICS

	UT-AT	TT	FF	FR	I	PBU	SACK	TFL
2020	3-0	3	-	-	-	-	1.0-10	1.0-10
2021	7-8	15	-	1	-	-	-	1.5-1
2022	6-9	15	1	-	-	1	1.0-9	2.0-12
2023	2-2	4	-	-	-	-	-	-
Career	18-19	37	1	1	-	1	2.0-19	4.5-23

► ELLIES' CAREER HIGHS

Tackles..... 4; Twice: Last West Virginia, 9/2/21
Tackles for Loss 1.0; Four Times: Last at Indiana, 11/5/22
Sacks..... 1.0; Twice: Last at Indiana, 11/5/22
Forced Fumbles..... 1; at Michigan, 10/15/22
Fumble Recoveries 1; Illinois, 10/23/21
Pass Breakups 1; Michigan State, 11/26/22



KEATON ELLIS 2

Safety | 5-11 | 190
 Senior
 State College, Pa./State College Area
 Major: Recreation, Park and Tourism Management

► CAREER NOTES & RECORDS

Season: 2019: Tied for ninth at Penn State with three forced fumbles.

► 2023 ► SENIOR SEASON

Awards: Preseason: Named to the Reese's Senior Bowl watch list.

Season: Has appeared in four games...Owns six solo stops and a forced fumble...Named a team captain at the conclusion of spring practice.

West Virginia (9/2): Made three solo tackles. **Delaware (9/9):** Forced a fumble in the third quarter, which was recovered by Kevin Winston Jr...Added two solo tackles. **at Illinois (9/16):** Made a solo stop.

ELLIS' CAREER STATISTICS

	UT-AT	TT	FF	FR	I	PBU	SACK	TFL
2019	9-9	18	3	1	-	2	-	-
2020	7-5	12	-	-	1	2	-	1.0-4
2021	14-4	18	-	-	-	1	-	-
2022	15-9	24	-	-	-	7	-	2.0-6
2023	6-0	6	1	-	-	-	-	-
Career	51-27	78	4	1	1	12	-	3.0-10

ELLIS' CAREER HIGHS

Tackles 6; Twice: Last vs. Arkansas, 1/1/22
Tackles for Loss 1.0; Three Times: Last at Rutgers, 11/19/22
Forced Fumbles 1; Four Times: Last Delaware, 9/9/23
Fumble Recoveries 1; at Maryland, 9/27/19
Interceptions 1; Illinois, 12/19/20
Pass Breakups 4; at Purdue, 9/1/22



TYLER ELSDON 43

Linebacker | 6-2 | 229
 Junior
 Frackville, Pa./North Schuylkill
 Major: Health Policy and Administration

2023 JUNIOR SEASON

Awards: Preseason: Named to the Reese's Senior Bowl watch list.
Season: Has appeared in four games on defense and special teams...Owns four solo tackles and a pass breakup.
West Virginia (9/2): Made a solo stop. **at Illinois (9/16):** Made three solo stops...Added a pass breakup.

ELSDON'S CAREER STATISTICS

	UT-AT	TT	FF	FR	I	PBU	SACK	TFL
2020	1-0	1	-	-	-	-	-	-
2021	9-2	11	-	-	-	-	-	-
2022	25-19	44	-	1	-	1	1.0-2	2.0-6
2023	4-0	4	-	-	-	1	-	-
Career	39-21	60	-	1	-	2	1.0-1	2.0-6

ELSDON'S CAREER HIGHS

Tackles 6; Four Times: Last vs. Utah, 1/2/23
Tackles for Loss 1.0; Twice: Last at Rutgers, 11/19/22
Sacks 1.0; at Rutgers, 11/19/22
Fumble Recoveries 1; Michigan State, 11/26/22
Pass Breakups 1; Twice: Last at Illinois, 9/16/23



JASON ESTRELLA 86

Wide Receiver | 6-2 | 188
 Redshirt Sophomore
 Bethlehem, Pa./Liberty
 Major: Biobehavioral Health

2023 REDSHIRT SOPHOMORE SEASON

Has appeared in one game on offense.



OMARI EVANS 5

Wide Receiver | 6-0 | 185
 Sophomore
 Killeen, Texas/Shoemaker
 Major: Division of Undergraduate Studies

2022 SOPHOMORE SEASON

Season: Has appeared in all four games.
Delaware (9/9): Scored on a 4-yard touchdown reception from Beau Pribula in the fourth quarter.

EVANS' CAREER STATISTICS

	Att.-Yds.	Avg.	TD	LG	Rec.-Yds.	Avg.	TD	LG
2022	1-7	7.0	-	7	5-55	11.0	1	32
2023	-	-	-	-	1-4	4.0	1	4
Career	1-7	7.0	-	7	6-59	9.8	2	32

EVANS' CAREER HIGHS

Receptions 2; Twice: Last Ohio State, 10/29/22
Receiving Yards 30; Ohio, 9/10/22
Longest Reception 32; Ohio, 9/10/22
Receiving Touchdowns 1; Ohio, 9/10/22
Rushing Attempts 1; Minnesota, 10/22/22
Rushing Yards 7; Minnesota, 10/22/22
Longest Rush 7; Minnesota, 10/22/22



OLUMUYIWA FASHANU 74

Offensive Line | 6-6 | 317
 Junior
 Waldorf, Md./Gonzaga College High School
 Major: Supply Chain and Information Systems

2023 JUNIOR SEASON

Awards: Weekly: Tabbed Outland Trophy National Player of the Week (9/26). **Preseason:** Named an Associated Press, Sporting News and PFF preseason first-team All-American...Earned a spot on the William V. Campbell Trophy, Walter Camp Player of the Year, Lombardi Award, Outland Trophy and Reese's Senior Bowl watch lists.

Season: Has started all four games at left tackle...Owns a 91.0 pass blocking grade according to Pro Football Focus (PFF) and has allowed one pressure on 120 pass protection snaps...Named a team captain at the conclusion of spring practice...Earned the coaching staff's Offensive Player of the Week (Iowa, 9/23).

West Virginia (9/2): Allowed zero pressures on 31 pass protection snaps...Helped lead the Penn State offense to 478 total yards in the victory...Helped Drew Allar set career high marks in touchdown passes (3), passing yards (325), completions (21) and attempts (29). **Delaware (9/9):** Did not allow a pressure in 12 pass protection snaps...Penn State tallied 541 total yards on offense, including 315 yards on the ground...The Nittany Lions ran 91 offensive plays and held the ball for a time of possession of 42:22...Kaytron Allen rushed for 103 yards on 19 carries and touchdown, while Nicholas Singleton scored three touchdowns on the ground. **at Illinois (9/16):** Helped the Penn State offense score 20 points off turnovers...Allen and Singleton each accounted for rushing touchdowns, while Trey Potts threw a touchdown to Tyler Warren. **Iowa (9/23):** Helped Penn State scored on drives of 17, 10 15 and 12 plays...The Nittany Lions held the ball for 13:26 of the third quarter and finished the game with 45:27 of possession...Helped PSU rush for 215 yards.



ALEX FELKINS 91

Kicker | 6-3 | 200
Senior
Tulsa, Okla./Holland Hall/Columbia
Major: Business Management Foundations (GC)

► 2023 ► SENIOR SEASON

Season: Has appeared in four games this season, serving three games as Penn State's primary placekicker...Named the coaching staff's Special Teams Player of the Week (Delaware, 9/9).

West Virginia (9/2): Converted a 25-yard field goal in the fourth quarter and also hit three extra-points for his first points as a Nittany Lion. **Delaware (9/9):** Went 8-for-8 on PAT attempts, marking a career high for makes...Kicked off four times, knocking all four for touchbacks. **at Illinois (9/16):** Tied his career high with three field goal makes...Converted on a 20-yard and 45-yard field goal in the first quarter, a 45-yard field goal in the first quarter and a 28-yard field goal in the second quarter...Connected on all three extra-point attempts. **Iowa (9/23):** Made a 46-yard field goal in the first quarter...Was perfect on four extra-point attempts.

FELKINS' CAREER KICKING STATISTICS

	FGM-A	%	0-19	20-29	30-39	40-49	50+	LG	XP	PTS
2019*	9-14	64.3	-	5-6	1-3	1-2	2-3	51	22-24	49
2020*	Season Cancelled - COVID 19 Pandemic									
2021*	16-24	66.7	1-1	4-5	7-8	4-10	-	42	25-27	73
2022*	11-16	68.8	-	3-4	4-6	3-4	1-2	53	28-28	61
2023	5-7	71.4	-	3-3	-	2-3	0-1	45	18-18	33
Career	41-61	67.2	1-1	16-19	12-17	10-19	3-6	53	93-97	216

FELKINS' CAREER KICKOFF STATISTICS

	KO	Yds.	Avg.	TB	OB
2019	41	2,405	58.7	24	1
2020	Season Cancelled - COVID 19 Pandemic				
2021	55	3,392	61.7	38	1
2022	49	2,959	60.4	29	2
2023	4	260	65.0	4	-
Career	149	9,016	60.5	95	4

► **FELKINS' CAREER HIGHS**

Points Scored..... 13; Marist, 9/18/21*
PATs Made..... 8; Delaware, 9/9/23
PATs Attempted..... 8; Delaware, 9/9/23
Field Goals Made..... 3; Five Times: Last at Illinois, 9/16/23
Field Goals Attempted..... 5; Penn, 10/16/21*
Longest Field Goal..... 53; at Marist, 9/17/22*
Kickoffs..... 8; Twice: Last Marist, 9/18/21*
Kickoff Yards..... 515; Marist, 9/18/21*
Kickoff Average..... 65.0; Seven Times; Last at Penn, 10/15/22*
Touchbacks..... 6; Three Times; Last at Yale, 10/30/21*

* at Columbia (2019-22).



ZURIAH FISHER 36

Defensive End | 6-3 | 254
Redshirt Junior
Aliquippa, Pa./Aliquippa
Major: Recreation, Park and Tourism Management

► 2023 ► REDSHIRT JUNIOR SEASON

Season: Has appeared in four games on defense and special teams...Has five tackles, 1.5 sacks and a fumble recovery.

West Virginia (9/2): Assisted on two tackles. **Delaware (9/9):** Posted a sack in the fourth quarter, the first of his career. **at Illinois (9/16):** Made two tackles and assisted on a sack. **Iowa (9/23):** Recovered a fumble in the fourth quarter forced by Amin Vanover.

FISHER'S CAREER STATISTICS

	UT-AT	TT	FF	FR	I	PBU	SACK	TFL
2021	2-2	4	-	-	-	-	-	-
2022	1-1	2	-	-	-	-	-	-
2023	2-3	5	-	1	-	-	1.5-10	1.5-10
Career	5-6	11	-	1	-	-	1.5-10	1.5-10

► **FISHER'S CAREER HIGHS**

Tackles..... 2; Three Times: Last at Illinois, 9/16/23
Tackles for Loss..... 1.0; Delaware, 9/9/23
Sacks..... 1.0; Delaware, 9/9/23



MEHKI FLOWERS 10

Safety | 6-0 | 197
Redshirt Freshman
Harrisburg, Pa./Central Dauphin East
Major: Division of Undergraduate Studies

► 2023 ► REDSHIRT FRESHMAN SEASON

Season: Has appeared in two games, primarily on special teams.

Delaware (9/9): Assisted on a tackle.

FLOWERS' CAREER STATISTICS

	UT-AT	TT	FF	FR	I	PBU	SACK	TFL
2023	0-1	1	-	-	-	-	-	-
Career	0-1	1	-	-	-	-	-	-

► **FLOWERS' CAREER HIGHS**

Tackles..... 1; Delaware, 9/9/23



DAEQUAN HARDY 25

Cornerback | 5-9 | 181
 Redshirt Senior
 Pittsburgh, Pa./Penn Hills
 Major: Psychology

► 2022 ► REDSHIRT SENIOR SEASON

Season: Has appeared in one game, posting two tackles and an interception.

at Illinois (9/16): Intercepted a pass in the first quarter...Added a tackle.

HARDY'S CAREER STATISTICS

	UT-AT	TT	FF	FR	I	PBU	SACK	TFL
2020	8-2	10	-	-	-	2	-	1.0-7
2021	11-4	15	-	-	2	7	1.0-8	3.0-13
2022	9-4	13	1	-	1	4	0.5-1	0.5-1
2023	0-2	2	-	-	1	-	-	-
Career	28-12	40	1	-	4	13	1.5-9	4.5-21

► HARDY'S CAREER HIGHS

Tackles..... 3; Four Times: Last Minnesota, 10/22/22
Tackles for Loss 2; at Iowa, 10/9/21
Sacks..... 1; at Iowa, 10/9/21
Forced Fumbles..... 1; at Michigan, 10/15/22
Interceptions..... 1; Four Times: Last at Illinois, 9/16/23
Long Interception Return 18; at Indiana, 11/5/22
Pass Breakups 2; Three Times: last at Purdue, 9/1/22



TYLER HOLZWORTH 34

Running Back | 6-0 | 218
 Redshirt Sophomore
 Milford, N.J./Delaware Valley Regional/Delaware Valley
 Major: Agribusiness Management

► 2023 ► REDSHIRT SOPHOMORE SEASON

Season: Has appeared in two games.

Delaware (9/9): Recorded four rushing yards.

HOLZWORTH'S CAREER STATISTICS

	Att.-Yds.	Avg.	TD	LG	Rec.-Yds.	Avg.	TD	LG
2022	6-19	3.2	-	7	2-16	8.0	-	9
2023	3-4	1.3	-	-	-	-	-	-
Career	9-23	2.6	-	7	2-16	8.0	-	9

► HOLZWORTH'S CAREER HIGHS

Rushing Attempts 3; Twice: Last Delaware, 9/9/23
Rushing Yards..... 14; Maryland, 11/12/22
Longest Rush..... 7; Maryland, 11/12/22
Receptions..... 1; Twice: Last Maryland, 1/12/22
Receiving Yards..... 9; at Indiana, 11/5/22
Longest Reception 9; at Indiana, 11/5/22



OLAIVAVEGA IOANE 71

Offensive Line | 6-4 | 348
 Redshirt Freshman
 Graham, Wash./Graham-Kapowsin
 Major: Division of Undergraduate Studies

► 2023 ► REDSHIRT FRESHMAN SEASON

Season: Has appeared in four games, making one start...Earned the coaching staff's Offensive Player of the Week (Iowa, 9/23).

West Virginia (9/2): Helped lead the Penn State offense to 478 total yards in the victory...Helped Drew Allar set career-high marks in touchdown passes (3), passing yards (325), completions (21) and attempts (29). **Delaware (9/9):** Made his first career start...Penn State tallied 541 total yards on offense, including 315 yards on the ground...The Nittany Lions ran 91 offensive plays and held the ball for a time of possession of 42:22...Kaytron Allen rushed for 103 yards on 19 carries and touchdown, while Nicholas Singleton scored three touchdowns on the ground. **at Illinois (9/16):** Helped the Penn State offense score 20 points off turnovers...Allen and Singleton each accounted for rushing touchdowns, while Trey Potts threw a touchdown to Tyler Warren. **Iowa (9/23):** Helped Penn State scored on drives of 17, 10 15 and 12 plays...The Nittany Lions held the ball for 13:26 of the third quarter and finished the game with 45:27 of possession...Helped PSU rush for 215 yards.



ADISA ISAAC 20

Defensive End | 6-4 | 249
 Redshirt Senior
 Brooklyn, N.Y./Canarsie
 Major: Rehabilitation and Human Services

► 2022 ► REDSHIRT SENIOR SEASON

Awards: Preseason: Named to the Reese's Senior Bowl watch list.

Season: Has started all four games at defensive end...Owns seven tackles (4 solo), three tackles for loss, 1.5 sacks and a fumble recovery...Named a team captain during fall camp.

West Virginia (9/2): Posted two solo tackles, including a tackle for loss in the first quarter. **at Illinois (9/16):** Recorded four tackles to go along with one tackle for loss and a half-sack...Also added a quarterback hurry. **Iowa (9/23):** Recovered a fumble in the third quarter on Chop Robinson's strip sack, his first career recovery...Also recorded a solo sack in the second quarter.

ISAAC'S CAREER STATISTICS

	UT-AT	TT	FF	FR	I	PBU	SACK	TFL
2019	4-10	14	1	-	-	-	1.5-8	3.0-13
2020	5-8	13	-	-	-	-	1.5-15	1.5-15
2021	Redshirt Season							
2022	15-13	28	-	-	-	-	4.0-32	11.0-49
2023	4-3	7	-	1	-	-	1.5-13	3.0-16
Career	28-34	62	1	1	-	-	8.5-68	18.5-93

► ISAAC'S CAREER HIGHS

Tackles..... 5; Twice: Last vs. Utah, 1/2/23
Tackles For Loss..... 3.0; at Auburn, 9/17/22
Sacks..... 1.5; at Maryland, 9/27/19
Forced Fumbles..... 1; at Maryland, 9/27/19
Fumble Recoveries 1; Iowa, 9/23/23



GOLDEN ISRAEL-ACHUMBA 78

Offensive Line | 6-4 | 332
 Redshirt Junior
 Bowie, Md./DeMatha Catholic
 Major: Management

► 2023 ► REDSHIRT JUNIOR SEASON

Has appeared in four games on special teams.



ANTHONY IVEY 12

Wide Receiver | 5-11 | 180
 Redshirt Freshman
 Lancaster, Pa./Manheim Township
 Major: Division of Undergraduate Studies

► 2023 ► REDSHIRT FRESHMAN SEASON

Has appeared in one game.



COZIAH IZZARD 99

Defensive Tackle | 6-3 | 294
 Junior
 Columbia, Md./DeMatha Catholic
 Major: Telecommunications

► 2023 ► JUNIOR SEASON

Season: Has appeared in two games...Owns two sacks and three solo tackles.
at Illinois (9/16): Posted a career-high two sacks. **Iowa (9/23):** Made a solo stop.

IZZARD'S CAREER STATISTICS

	UT-AT	TT	FF	FR	I	PBU	SACK	TFL
2021	11-10	21	1	-	-	-	2.0-14	3.0-15
2022	7-3	10	-	-	-	-	2.0-12	4.0-21
2023	3-0	3	-	-	-	-	2.0-21	2.0-21
Career	21-13	34	1	-	-	-	6.0-47	9.0-57

► IZZARD'S CAREER HIGHS

Tackles.....5; Illinois, 10/23/21
Tackles For Loss2.0; Twice: Last at Illinois, 9/16/23
Sacks.....2.0; at Illinois, 9/16/23
Forced Fumbles.....1; Rutgers, 11/20/21



CURTIS JACOBS 23

Linebacker | 6-1 | 235
 Junior
 Glen Burnie, Md./McDonogh School
 Major: Telecommunications

► CAREER NOTES & RECORDS

Game: 2023: Recovered two fumbles against Iowa (9/23), becoming the first Penn State player to recover two fumbles in a game since Mark D'Onofrio against Temple on October 5, 1991.

► 2023 ► JUNIOR SEASON

Awards: Preseason: Named to the Butkus Award and Reese's Senior Bowl watch lists.
Season: Has started all four games at linebacker...Named the coaching staff's Defensive Player of the Game (West Virginia, 9/2).

West Virginia (9/2): Posted 10 tackles (7 solo), to go along with a sack. **Delaware (9/9):** Had a quarterback hurry. **Illinois (9/16):** Posted two solo tackles and added a quarterback hurry. **Iowa (9/23):** Posted three tackles, a tackle for loss and a pair of fumble recoveries...Recovered a fumble in the first quarter off of a Dani Dennis-Sutton force...Also recovered a muffed punt in the second quarter.

JACOBS' CAREER STATISTICS

	UT-AT	TT	FF	FR	I	PBU	SACK	TFL
2020	6-3	9	-	-	-	1	-	0.5-1
2021	39-22	61	-	-	1	-	3.0-11	7.0-20
2022	29-23	52	1	2	1	2	4.0-29	7.5-37
2023	11-4	15	-	2	-	-	1.0-1	2.0-2
Career	85-52	137	1	4	2	3	8.0-41	17.0-60

► JACOBS' CAREER HIGHS

Tackles.....14; Minnesota, 10/22/22
Tackles For Loss2.0; Five Times: Last vs. Utah, 1/2/23
Sacks.....2.0; vs. Utah, 1/2/23
Forced Fumbles.....1; at Rutgers, 11/19/22
Fumble Recoveries.....2; Iowa, 9/23/23
Interceptions.....1; Twice: Last at Michigan, 10/15/22
Long Interception Return47; at Michigan, 10/15/22
Pass Breakups.....1; Three Times: Last at Rutgers, 11/19/22



THEO JOHNSON 84

Tight End | 6-6 | 260
 Junior
 Windsor, Ontario/Holy Names Catholic
 Major: Psychology

► 2023 ► JUNIOR SEASON

Awards: Preseason: Named to the Mackey Award and Reese's Senior Bowl watch lists.
Season: Has started all four games at tight end...Owns 10 catches for 88 yards and a touchdown...Named a team captain during fall camp.
Delaware (9/2): Made two catches for 14 yards. **Illinois (9/16):** Recorded two grabs for 32 yards. **Iowa (9/23):** Posted a career-high six receptions for 42 yards.

JOHNSON'S CAREER STATISTICS

	Att.-Yds.	Avg.	TD	LG	Rec.-Yds.	Avg.	TD	LG
2020	-	-	-	-	4-56	14.0	-	23
2021	-	-	-	-	19-213	11.2	1	37
2022	-	-	-	-	20-328	16.4	4	48
2023	-	-	-	-	10-88	8.8	-	19
Career	-	-	-	-	53-685	12.9	5	48

► JOHNSON'S CAREER HIGHS

Receptions.....6; Iowa, 9/23/23
Receiving Yards.....75; Twice: Last Minnesota, 10/22/22
Receiving Touchdowns.....2; Michigan State, 11/26/22
Long Reception.....48; Michigan State, 11/26/22



KAVEION KEYS 48

Linebacker | 6-2 | 214
 Freshman
 Richmond, Va./Varina
 Major: Division of Undergraduate Studies

► 2023 ► TRUE FRESHMAN SEASON


Season: Has appeared in one game.
Delaware (9/9): Saw his first career action and made a solo tackle.

KEYS' CAREER STATISTICS

	UT-AT	TT	FF	FR	I	PBU	SACK	TFL
2023	1-0	1	-	-	-	-	-	-
Career	1-0	1	-	-	-	-	-	-

► **KEYS' CAREER HIGHS**

Tackles..... 1; Delaware, 9/9/23



KALEN KING 4

Cornerback | 5-11 | 190
 Junior
 Detroit, Mich./Cass Tech
 Major: Recreation, Park and Tourism Management

► 2023 ► JUNIOR SEASON

Awards: Preseason: Earned first-team preseason All-American honors from the Associated Press, Sporting News and PFF...Named to the Bednarik Award, Bronko Nagurski Trophy, Jim Thorpe Award and Lott IMPACT Trophy watch lists.

Season: Has started all four games...Named the coaching staff's Defensive Player of the Game (West Virginia, 9/2).

West Virginia (9/2): Posted four tackles. **at Illinois (9/16):** Made four tackles (3 solo) to go along with a pass breakup. **Iowa (9/23):** Assisted on one tackle.

KING'S CAREER STATISTICS

	UT-AT	TT	FF	FR	I	PBU	SACK	TFL
2021	15-8	23	1	-	-	5	-	1.0-2
2022	23-7	30	1	1	3	18	-	3.0-8
2023	4-5	9	-	-	-	1	-	-
Career	42-20	62	2	1	3	24	-	4.0-10

► **MACK'S CAREER HIGHS**

Tackles.....7; vs. Arkansas, 1/1/22
Tackles for Loss 1.0; Four Times: Last Michigan State, 11/26/22
Forced Fumbles 1; Twice: Last Central Michigan, 9/24/22
Fumble Recoveries 1; Central Michigan, 9/24/22
Interceptions..... 1; Three Times: Last vs. Utah, 1/2/23
Pass Breakups 5; Michigan State, 11/26/22



KOBE KING 41

Linebacker | 6-1 | 242
 Redshirt Sophomore
 Detroit, Mich./Cass Tech
 Major: Recreation, Park and Tourism Management

► 2023 ► REDSHIRT SOPHOMORE SEASON

Season: Has started all three games at middle linebacker...Owns 10 tackles, one tackle for loss and a fumble recovery.

West Virginia (9/2): Recorded five tackles. **at Illinois (9/16):** Recovered a forced fumble by Dominic DeLuca in the first quarter...Made four solo tackles, including a tackle for loss. **Iowa (9/23):** Posted a solo tackle.

KING'S CAREER STATISTICS

	UT-AT	TT	FF	FR	I	PBU	SACK	TFL
2021	1-2	3	-	-	-	-	-	-
2022	20-21	41	-	1	-	3	-	4.0-10
2023	7-3	10	-	1	-	-	-	1-3
Career	28-26	54	-	2	-	3	-	5.0-13

► **KING'S CAREER HIGHS**

Tackles.....8; at Indiana, 11/5/22
Tackles for Loss2.5; at Indiana, 11/5/22
Fumble Recoveries 1; Twice: Last at Illinois, 9/16/23
Long Fumble Return 14; at Rutgers, 11/19/22
Pass Breakups 1; Three Times: Last vs. Utah, 1/2/23



KEANDRE LAMBERT-SMITH 1

Wide Receiver | 6-1 | 185
 Junior
 Norfolk, Va./Maury
 Major: Recreation, Park and Tourism Management

► **CAREER NOTES & RECORDS**

Career: Has 1,334 career receiving yards, good for 23rd in school history...Has posted three career touchdown receptions of 70+ yards...Owns 17 catches that have gone for 20+ yards.

Game: 2022: Posted an 88-yard touchdown catch from Sean Clifford in the Rose Bowl Game victory over Utah (1/2/23), the fourth longest passing play in Penn State history...Became the only wide receiver in program history to throw and catch a touchdown in the same game in the win over Michigan State (11/26). **2021:** Hauled in an 83-yard touchdown reception Sean Clifford against Villanova (9/25), marking the eighth-longest pass play in program history. **2020:** Started alongside Parker Washington against Maryland (11/7), marking the first time a pair of true freshmen receivers have started for Penn State since Saeed Blacknall and Chris Godwin at Michigan in 2014.

Bowl: Records Set: Posted an 88-yard touchdown reception from Sean Clifford in the Rose Bowl win over Utah (1/2/23), the longest pass play in Rose Bowl history...Averaged 41.3 yards per reception in the Rose Bowl (three receptions, 124 yards), a Penn State bowl record. **2022:** Tallied 124 yards in the win over Utah in the Rose Bowl, tied for fifth all-time at Penn State in a bowl game. **2021:** Averaged 24.7 yards per reception (three receptions, 74 yards) in the Outback Bowl against Arkansas (1/1/22), ranking fifth by a Penn State player in a bowl game.

► 2023 ► JUNIOR SEASON

Awards: Named to the Reese's Senior Bowl watch list

Season: Has started four games...Owns 21 receptions for 286 yards and three touchdowns.

West Virginia (9/2): Finished with four receptions for 123 yards and a career-high two touchdowns...Hauled in a 72-yard touchdown reception on Penn State's opening drive...Scored on a 12-yard touchdown catch in the third quarter...Added a 30-yard grab in the second quarter. **Delaware (9/9):** Recorded six receptions for 74 yards. **at Illinois (9/16):** Tallied three grabs for 23 yards. **Iowa (9/23):** Posted a career-high eight catches for 66 yards and touchdown...Hauled in a 3-yard touchdown reception in the fourth quarter from Allar.

44 2023 PENN STATE FOOTBALL

LAMBERT-SMITH'S CAREER STATISTICS

	Att.-Yds.	Avg.	TD	LG	Rec.-Yds.	Avg.	TD	LG
2020	-	-	-	-	15-138	9.2	-	20
2021	-	-	-	-	34-521	15.3	3	83
2022	-	-	-	-	24-389	16.2	4	88
2023	-	-	-	-	21-286	13.6	3	72
Career	-	-	-	-	94-1,334	14.2	10	88

LAMBERT-SMITH'S CAREER HIGHS

Receptions..... 8; Iowa, 9/23/23
 Receiving Yards..... 124; vs. Utah, 1/2/23
 Touchdowns..... 2; West Virginia, 9/2/23
 Long Reception..... 88; vs. Utah, 1/2/23



JAMEIAL LYONS 19

Defensive End | 6-5 | 242
 Freshman
 Philadelphia, Pa./Roman Catholic
 Major: Division of Undergraduate Studies

2023 TRUE FRESHMAN SEASON

Season: Has appeared in two games.

Delaware (9/9): In the third quarter, recorded his first career sack.

LYONS' CAREER STATISTICS

	UT-AT	TT	FF	FR	I	PBU	SACK	TFL
2023	1-0	1	-	-	-	-	1.0-4	1.0-4
Career	1-0	1	-	-	-	-	1.0-4	1.0-4

LYONS' CAREER HIGHS

Tackles..... 1; Delaware, 9/9/23
 Tackles for Loss..... 1.0; Delaware, 9/9/23
 Sacks..... 1.0; Delaware, 9/9/23



KING MACK 9

Safety | 5-10 | 190
 Freshman
 Miami, Fla./St. Thomas Aquinas
 Major: Division of Undergraduate Studies

2023 TRUE FRESHMAN SEASON

Season: Has appeared in four games.

Delaware (9/9): Posted two tackles and a quarterback hurry.

MACK'S CAREER STATISTICS

	UT-AT	TT	FF	FR	I	PBU	SACK	TFL
2023	1-1	2	-	-	-	-	-	-
Career	1-1	2	-	-	-	-	-	-

MACK'S CAREER HIGHS

Tackles..... 2; Delaware, 9/9/23



JAN MAHLERT 81

Wide Receiver | 5-11 | 177
 Redshirt Sophomore
 Deutschland, Germany/Christoph-Probst-Gymnasium
 Major: Aerospace Engineering

2023 REDSHIRT SOPHOMORE SEASON

Has appeared in one game on special teams.



MALIK MCCLAIN 11

Wide Receiver | 6-4 | 206
 Junior
 Daphne, Ala. /IMG Academy/Florida State
 Major: Communications

2023 JUNIOR SEASON

Season: Has appeared in four games on offense and special teams, making one start on offense... Named the coaching staff's Special Teams Player of the Week (West Virginia, 9/2).

West Virginia (9/2): Hauled in a 25-yard touchdown reception in the fourth quarter, his first touchdown as a Nittany Lions... Posted a career-best 58 receiving yards while tying his career high with four receptions. Delaware (9/9): Made a 7-yard reception. at Illinois (9/16): Made a 6-yard reception... Added a special teams tackle on kickoff coverage.

MCCLAIN'S CAREER STATISTICS

	Att.-Yds.	Avg.	TD	LG	Rec.-Yds.	Avg.	TD	LG
2021*	-	-	-	-	16-190	11.9	2	51
2022*	1-6	6.0	-	6	17-206	12.1	3	44
2023	-	-	-	-	6-71	11.8	1	25
Career	1-6	6.0	-	6	39-467	12.0	6	51

MCCLAIN'S CAREER HIGHS

Receptions..... 4; Twice: Last West Virginia, 9/2/23
 Receiving Yards..... 58; West Virginia, 9/2/23
 Receiving Touchdowns..... 1; Six Times: Last West Virginia, 9/2/23
 Longest Reception..... 51; UMass, 10/23/21*

Rushing Attempts..... 1; Georgia Tech, 10/29/22*
 Rushing Yards..... 6; Georgia Tech, 10/29/22*
 Longest Rush..... 6; Georgia Tech, 10/29/22*

* at Florida State (2021-22).



MALICK MEIGA 4

Wide Receiver | 6-4 | 203
 Junior
 Saint Jerome, Quebec/Cegep du Vieux
 Major: Telecommunications

2023 JUNIOR SEASON

Season: Has appeared in one game on offense and special teams... Named a team captain during fall camp.

West Virginia (9/2): Made one reception for seven yards.

MEIGA'S CAREER STATISTICS

	Att.-Yds.	Avg.	TD	LG	Rec.-Yds.	Avg.	TD	LG
2021	-	-	-	-	3-78	26.0	1	67
2022	-	-	-	-	3-19	6.3	-	7
2023	-	-	-	-	1-7	7.0	-	7
Career	-	-	-	-	7-104	14.9	1	67

MEIGA'S CAREER HIGHS

Receptions.....2; Ohio, 9/10/22
 Receiving Yards.....67; Rutgers, 11/20/21
 Touchdowns.....1; Rutgers, 11/20/21
 Long Reception.....67; Rutgers, 11/20/21



JB NELSON

56

Offensive Line | 6-5 | 334
 Redshirt Junior
 Pittsburgh, Pa./Mount Lebanon/Lackawanna College
 Major: Recreation, Park and Tourism Management

2023 > REDSHIRT JUNIOR SEASON

Season: Has appeared in four games, making three starts...Earned the coaching staff's Offensive Player of the Week (Iowa, 9/23).

West Virginia (9/2): Helped lead the Penn State offense to 478 total yards in the victory...Helped Drew Allar set career-high marks in touchdown passes (3), passing yards (325), completions (21) and attempts (29). Delaware (9/9): Penn State tallied 541 total yards on offense, including 315 yards on the ground...The Nittany Lions ran 91 offensive plays and held the ball for a time of possession of 42:22...Kaytron Allen rushed for 103 yards on 19 carries and touchdown, while Nicholas Singleton scored three touchdowns on the ground. at Illinois (9/16): Helped the Penn State offense score 20 points off turnovers...Allen and Singleton each accounted for rushing touchdowns, while Trey Potts threw a touchdown to Tyler Warren. Iowa (9/23): Helped Penn State scored on drives of 17, 10 15 and 12 plays...The Nittany Lions held the ball for 13:26 of the third quarter and finished the game with 45:27 of possession...Helped PSU rush for 215 yards.



CAM MILLER

5

Cornerback | 6-0 | 183
 Sophomore
 Fernandina Beach, Fla./Trinity Christian Academy
 Major: Division of Undergraduate Studies

2023 > SOPHOMORE SEASON

Season: Has appeared in four games...Owns eight tackles (7 solo) to go along with a tackle for loss and an interception.

West Virginia (9/2): Posted four tackles and a tackle for loss. Delaware (9/9): Made a solo tackle. at Illinois (9/16): Intercepted a pass in the fourth quarter, the first of his career.

MILLER'S CAREER STATISTICS

	UT-AT	TT	FF	FR	I	PBU	SACK	TFL
2022	3-2	5	-	-	-	-	-	-
2023	7-1	8	-	-	1	-	-	1.0-1
Career	10-3	13	-	-	1	-	-	1.0-1

MILLER'S CAREER HIGHS

Tackles.....4; West Virginia, 9/2/23
 Tackles for Loss.....1.0; West Virginia, 9/2/23
 Interceptions.....1; at Illinois, 9/16/23



HUNTER NOURZAD

64

Offensive Line | 6-3 | 320
 Redshirt Senior +
 Marietta, Ga./The Walker School/Cornell
 Major: Master's of Business Administration

2023 > REDSHIRT SENIOR (+) SEASON

Season: Has started all four games at center...Earned the coaching staff's Offensive Player of the Week (Iowa, 9/23).

West Virginia (9/2): Helped lead the Penn State offense to 478 total yards in the victory...Helped Drew Allar set career-high marks in touchdown passes (3), passing yards (325), completions (21) and attempts (29). Delaware (9/9): Penn State tallied 541 total yards on offense, including 315 yards on the ground...The Nittany Lions ran 91 offensive plays and held the ball for a time of possession of 42:22...Kaytron Allen rushed for 103 yards on 19 carries and touchdown, while Nicholas Singleton scored three touchdowns on the ground. at Illinois (9/16): Helped the Penn State offense score 20 points off turnovers...Allen and Singleton each accounted for rushing touchdowns, while Trey Potts threw a touchdown to Tyler Warren. Iowa (9/23): Helped Penn State scored on drives of 17, 10 15 and 12 plays...The Nittany Lions held the ball for 13:26 of the third quarter and finished the game with 45:27 of possession...Helped PSU rush for 215 yards.



TYRECE MILLS

14

Safety | 6-1 | 200
 Redshirt Junior
 Philadelphia, Pa./Northeast/Lackawanna College
 Major: Telecommunications

2023 > REDSHIRT JUNIOR SEASON

Has appeared in two games.



GABRIEL NWOSU

99

Punter | 6-6 | 274
 Redshirt Sophomore
 Derwood, Md./The Bullis School
 Major: Supply Chain and Information Systems

2023 > REDSHIRT SOPHOMORE SEASON

Season: Has appeared in all four games as Penn State's primary kickoff specialist.

West Virginia (9/2): Hit six kickoffs, all landing for touchbacks. Delaware (9/9): Averaged 62.5 yards on six kickoffs, including four touchbacks. at Illinois (9/16): Landed four kickoffs for touchbacks. Iowa (9/23): Had six kickoffs for 381 yards, with three going for touchbacks.

NWOSU'S CAREER KICKOFF STATISTICS

	KO	Yds.	Avg.	TB	OB
2022	18	1,138	63.2	7	1
2023	24	1,536	64.0	17	-
Career	42	2,674	63.7	24	1



DAKAARI NELSON

8

Safety | 6-3 | 217
 Freshman
 Livingston, Ala./Selma
 Major: Division of Undergraduate Studies

2023 > TRUE FRESHMAN SEASON

Has appeared in one game.

NWOSU'S CAREER PUNTING STATISTICS

	Punts	Yards	Avg.	I-20	FC	50+	LG	BLK
2022	2	68	34.0	-	-	-	36	-
2023	-	-	-	-	-	-	-	-
Career	2	68	34.0	-	-	-	36	-

> NWOSU'S CAREER HIGHS

Kickoffs	6; Delaware, 9/9/23
Kickoff Yards	390; West Virginia, 9/2/23
Kickoff Average	66.0; Minnesota, 10/22/22
Touchbacks	6; West Virginia, 9/2/23
Punt Attempts	2; at Indiana, 11/5/22
Punt Yards	68; at Indiana, 11/5/22
Punt Average	34; at Indiana, 11/5/22
Longest Punt	36; at Indiana, 11/5/22



CHIMDY ONOH 55

Offensive Line | 6-5 | 275
 Freshman
 Baltimore, Md./Dundalk
 Major: Division of Undergraduate Studies

> 2023 > TRUE FRESHMAN SEASON

Has appeared in one game.



LAMONT PAYNE JR. 27

Cornerback | 6-0 | 197
 Freshman
 Carnegie, Pa./Chartiers Valley
 Major: Division of Undergraduate Studies

> 2023 > TRUE FRESHMAN SEASON

Has appeared in one game.



TREY POTTS 23

Running Back | 5-9 | 215
 Redshirt Senior
 Williamsport, Pa./Williamsport/Minnesota
 Major: Communications

> 2023 > REDSHIRT SENIOR SEASON

Season: Has appeared in all four games...Owns 16 carries for 84 yards (5.3)...Also has an 11-yard touchdown pass.

West Virginia (9/2): Rushed for six yards in his Penn State debut. **Delaware (9/9):** Ran for 59 yards on seven carries with a long rush of 20 yards. **at Illinois (9/16):** Threw an 11-yard touchdown pass to Tyler Warren in the third quarter, his first career touchdown toss. **Iowa (9/23):** Carried the ball three times for 17 yards...Added a career-long 16-yard reception.

POTTS' CAREER STATISTICS

	Att.-Yds.	Avg.	TD	LG	Rec.-Yds.	Avg.	TD	LG
2019*	7-51	7.3	1	24	-	-	-	-
2020*	19-121	6.4	1	36	4-20	5.0	-	10
2021*	112-552	4.9	6	54	2-14	7.0	-	12
2022*	101-471	4.7	3	40	3-23	7.7	-	14
2023	16-84	5.2	-	20	1-16	16.0	-	16
Career	255-1,279	5.0	11	54	10-73	7.3	-	16

> POTTS' CAREER HIGHS

Rushing Attempts	34; Miami (Ohio), 9/11/21*
Rushing Yards	178; Miami (Ohio), 9/11/21*
Rushing Touchdowns	3; at Colorado, 9/18/21*
Longest Rush	54; Bowling Green, 9/25/21*
Receptions	2; at Nebraska, 12/12/20*
Receiving Yards	16; Iowa, 9/23/23
Longest Reception	16; Iowa, 9/23/23

* At Minnesota (2019-22).



BEAU PRIBULA 9

Quarterback | 6-2 | 206
 Redshirt Freshman
 York, Pa./Central York
 Major: Division of Undergraduate Studies

> 2023 > REDSHIRT FRESHMAN SEASON

Season: Has appeared in all four games...Completed 5-of-12 passes for 45 yards and a touchdown...Owns 166 rushing yards on 28 carries (5.9) with a pair of touchdowns.

West Virginia (9/2): Scored the first rushing touchdown of his career in his first action of his career on a 5-yard run in the fourth quarter...Completed a seven-yard pass in the fourth quarter for the first attempt and completion of his career. **Delaware (9/9):** Completed 3-of-5 passes for 22 yards and a touchdown...Rushed for 46 yards and a score on eight carries...Connected with Omari Evans on a 4-yard touchdown pass in the fourth quarter for his first career touchdown toss...Scored on a 6-yard run in the third quarter...Marked his first career game with both a passing and rushing touchdown. **at Illinois (9/16):** Ran for 47 yards on nine carries...Had a career-long 21-yard run in the fourth quarter. **Iowa (9/23):** Posted a career-high 55 rushing yards on eight carries.

PRIBULA'S CAREER PASSING STATISTICS

	C-A	Yds.	%	TD-INT	YPG	LG
2023	5-12	45	41.7	1-0	11.3	16
Career	5-12	45	41.7	1-0	11.3	16

PRIBULA'S CAREER OFFENSIVE STATISTICS

	Att.-Yds.	Avg.	TD	LG	Rec.-Yds.	Avg.	TD	LG
2023	28-166	5.9	2	21	-	-	-	-
Career	28-166	5.9	2	21	-	-	-	-

> PRIBULA'S CAREER HIGHS

Pass Completions	3; Delaware, 9/9/23
Pass Attempts	5; Delaware, 9/9/23
Passing Yards	22; Delaware, 9/9/23
Passing Touchdowns	1; Delaware, 9/9/23
Long Pass	16; Iowa, 9/23/23
Rushing Attempts	9; at Illinois, 9/16/23
Rushing Yards	55; Iowa, 9/23/23
Rushing Touchdowns	1; Twice: Last Delaware, 9/9/23
Longest Rush	21; at Illinois, 9/16/23



ANDREW RAPPLEYEA 87

Tight End | 6-4 | 253
 Freshman
 Millbrook, N.Y./Milton Academy (Mass.)
 Major: Division of Undergraduate Studies

> 2023 > TRUE FRESHMAN SEASON

Has appeared in one game.



JAYLEN REED 1

Safety | 6-0 | 205
 Junior
 Detroit, Mich./Martin Luther King Jr.
 Major: Recreation, Park and Tourism Management

► 2023 ► JUNIOR SEASON

Season: Has started four games at safety.

West Virginia (9/2): Recorded four tackles (3 solo). **Delaware (9/9):** Recorded a solo sack in the first quarter, the first of his career...Added two solo tackles. **at Illinois (9/16):** Made four tackles (3 solo). **Iowa (9/23):** Made two tackles...Notched a key stop in the first quarter which led to a Dani Dennis-Sutton forcing a fumble on the same play...Added a pass breakup.

REED'S CAREER STATISTICS

	UT-AT	TT	FF	FR	I	PBU	SACK	TFL
2021	4-2	6	-	-	-	-	-	-
2022	23-8	31	-	-	-	3	-	2.0-6
2023	9-3	12	-	-	-	1	1.0-7	1.0-7
Career	36-13	49	-	-	-	4	1.0-7	3.0-13

► REED'S CAREER HIGHS

Tackles.....5; at Indiana, 11/5/22
Tackles for Loss1.0; Three Times: Last Delaware, 9/9/23
Sacks.....1.0; Delaware, 9/9/23
Pass Breakups1; Four Times: Last Iowa, 9/23/23



CHOP ROBINSON 44

Defensive End | 6-3 | 254
 Junior
 Gaithersburg, Md./Quince Orchard/Maryland
 Major: Telecommunications

► 2023 ► JUNIOR SEASON

Awards: Preseason: Earned preseason second-team All-American honors...Named to the Bednarik Award, Lombardi Award and Bronko Nagurski Trophy watch lists.

Season: Has started all four games at defensive end...Owns seven tackles (5 solo), three tackles for loss, a sack, a forced fumble and a pass breakup...Earned the coaching staff's Defensive Player of the Week (Iowa, 9/23).

West Virginia (9/2): Posted two solo tackles and a tackle for loss. **Delaware (9/9):** Made a solo stop. **at Illinois (9/16):** Made two tackles, including a tackle for loss...Added a pass breakup. **Iowa (9/23):** Recorded a strip-sack in the third quarter, which was recovered by Adisa Isaac...Added two quarterback hurries.

ROBINSON'S CAREER STATISTICS

	UT-AT	TT	FF	FR	I	PBU	SACK	TFL
2021*	12-7	19	-	-	-	-	2-16	2.5-18
2022	19-7	26	1	1	-	2	5.5-29	10.0-39
2023	5-2	7	1	-	-	1	1.0-6	3.0-10
Career	36-16	52	2	1	-	3	8.5-51	15.5-67

► ROBINSON'S CAREER HIGHS

Tackles.....5; at Michigan, 10/15/22
Tackles for Loss2.0; Twice: Last Maryland, 11/12/22
Sacks.....2.0; Maryland, 11/12/22
Forced Fumbles.....1; Twice: Last Iowa, 9/23/23
Fumble Recoveries.....1; at Auburn, 9/17/22
Pass Breakups1; Three Times: Last at Illinois, 9/16/23

* at Maryland (2021).



TA'MERE ROBINSON 24

Linebacker | 6-3 | 231
 Freshman
 Pittsburgh, Pa./Brashear
 Major: Division of Undergraduate Studies

► 2023 ► TRUE FRESHMAN SEASON

Has appeared in one game.



TONY ROJAS 13

Linebacker | 6-2 | 225
 Freshman
 Fairfax, Va./Fairfax
 Major: Division of Undergraduate Studies

► 2023 ► TRUE FRESHMAN SEASON

Season: Has appeared in four games on defense and special teams...Own six tackles and a tackle for loss.

West Virginia (9/2): Made two tackles. **Delaware (9/9):** Recorded his first career tackle for loss...Recorded two solo stops. **at Illinois (9/16):** Assisted on two tackles.

ROJAS' CAREER STATISTICS

	UT-AT	TT	FF	FR	I	PBU	SACK	TFL
2023	3-3	6	-	-	-	-	-	1.0-3
Career	3-3	6	-	-	-	-	-	1.0-3

► ROJAS' CAREER HIGHS

Tackles.....2; Three Times: Last at Illinois, 9/16/23
Tackles for Loss1; Delaware, 9/9/23



DOMINIC RULLI 51

Offensive Line | 6-3 | 287
 Redshirt Freshman
 Burlington, Ky./The Taft School (Conn.)
 Major: Division of Undergraduate Studies

► 2023 ► REDSHIRT FRESHMAN SEASON

Has appeared in four games on offense and special teams.



SANDER SAHAYDAK 93

Kicker | 6-0 | 177
 Redshirt Sophomore
 Bethlehem, Pa./Liberty
 Major: Telecommunications

► 2023 ► REDSHIRT SOPHOMORE SEASON

Season: Has appeared in two games.

West Virginia (9/2): Connected on a pair of extra points. **Delaware (9/9):** Converted on his only extra-point attempt.

SAHAYDAK'S CAREER KICKING STATISTICS

	FGM-A	%	0-19	20-29	30-39	40-49	50+	LG	XP	PTS
2022	1-2	50.0	-	1-1	-	-	0-1	20	1-1	4
2023	0-2	0	-	-	0-2	-	-	-	3-3	3
Career	1-4	25.0	-	1-1	0-2	-	0-1	20	4-4	7

SAHAYDAK'S CAREER KICKOFF STATISTICS

	KO	Yds.	Avg.	TB	OB
2022	15	934	62.3	4	1
2023	1	53	53.0	-	-
Career	16	987	61.7	4	1

SAHAYDAK'S CAREER HIGHS

Points Scored.....4; at Rutgers, 11/19/22
PATs Made.....2; West Virginia, 9/2/23
PATs Attempted.....2; West Virginia, 9/2/23
Field Goals Made.....1; at Rutgers, 11/19/22
Field Goals Attempted.....1; at Rutgers, 11/19/22
Longest Field Goal.....20; at Rutgers, 11/19/22
Kickoffs.....4; Ohio, 9/10/22
Kickoff Yards.....240; Ohio, 9/10/22
Kickoff Average.....65.0; at Rutgers, 11/19/22



KADEN SAUNDERS 7

Wide Receiver | 5-10 | 175
 Redshirt Freshman
 Columbus, Ohio/Westerville South
 Major: Division of Undergraduate Studies

2023 REDSHIRT FRESHMAN SEASON

Season: Has appeared in four games on offense and special teams...Penn State's primary punt returner through the first four contests...Owns two catches for 19 yards and 11 punt returns for 41 yards.
West Virginia (9/2): Was Penn State's primary punt returner, fair catching three punts. **Delaware (9/9):** Posted five punt returns for 30 yards, including a long return of nine yards. **at Illinois (9/16):** Made two receptions for 19 yards...Added a key 19-yard punt return towards the end of the first half, leading to a Penn State field goal.

SAUNDERS' CAREER STATISTICS

	Att.-Yds.	Avg.	TD	LG	Rec.-Yds.	Avg.	TD	LG
2022	-	-	-	-	2-21	10.5	-	13
2023	-	-	-	-	2-19	9.5	-	10
Career	-	-	-	-	4-40	10.0	-	13

SAUNDERS' CAREER RETURN STATISTICS

	KR-Yds.	Avg.	TD	LG	PR-Yds.	Avg.	TD	LG
2023	-	-	-	-	11-44	4.4	-	19
Career	-	-	-	-	11-44	4.4	-	19

SAUNDERS' CAREER HIGHS

Receptions.....2; Twice: Last at Illinois, 9/16/23
Receiving Yards.....21; Ohio, 9/10/22
Long Reception.....13; Ohio, 9/10/22
Punt Returns.....5; Delaware, 9/9/23
Punt Return Yards.....30; Delaware, 9/9/23
Long Punt Return.....19; at Illinois, 9/16/23



DREW SHELTON 66

Offensive Line | 6-5 | 306
 Sophomore
 Downingtown, Pa./Downingtown West
 Major: Division of Undergraduate Studies

2023 SOPHOMORE SEASON

Season: Has appeared in four games on offense and special teams...Earned the coaching staff's Offensive Player of the Week (Iowa, 9/23).
West Virginia (9/2): Helped lead the Penn State offense to 478 total yards in the victory...Helped Drew Allar set career-high marks in touchdown passes (3), passing yards (325), completions (21) and attempts (29). **Delaware (9/9):** Penn State tallied 541 total yards on offense, including 315 yards on the ground...The Nittany Lions ran 91 offensive plays and held the ball for a time of possession of 42:22...Kaytron Allen rushed for 103 yards on 19 carries and touchdown, while Nicholas Singleton scored three touchdowns on the ground. **at Illinois (9/16):** Helped the Penn State offense score 20 points off turnovers...Allen and Singleton each accounted for rushing touchdowns, while Trey Potts threw a touchdown to Tyler Warren. **Iowa (9/23):** Helped Penn State scored on drives of 17, 10 15 and 12 plays...The Nittany Lions held the ball for 13:26 of the third quarter and finished the game with 45:27 of possession...Helped PSU rush for 215 yards.



NICHOLAS SINGLETON 10

Running Back | 6-0 | 222
 Sophomore
 Shillington, Pa./Governor Mifflin
 Major: Division of Undergraduate Studies

CAREER NOTES & RECORDS

Career: Notable: Has 1,264 career rushing yards, ranking 37th in Penn State history...Owns four career 100-yard rushing games...Has six career games with multiple rushing touchdowns.
Season: Records Set: Posted a Penn State freshman record 12 rushing touchdowns...Singleton (1,061) and Kaytron Allen (867) became the first true freshman teammates in Big Ten history each with 700 or more rushing yards in a single season. **2022:** Became the 16th all-time Nittany Lion to rush for 1,000 yards in a season...Joined Saquon Barkley (1,076; 2015) and D.J. Dozier (1,002; 1983) as the only PSU freshmen to reach 1,000 rushing yards in a season...With five multi-touchdown run games, became one of seven Penn State running backs to have at least five in a single season, joining Lydell Mitchell (8; 1971), Barkley (7; 2017), Curtis Enis (6; 1997), Ki-Jana Carter (6; 1994), Larry Johnson (5; 2002) and Richie Anderson (5; 1992)...Singleton and Allen became the only Penn State duo to each rush for 850-plus yards in a season and one of three 800-plus rushing yard duos: 2022 (Singleton, 1,061; Allen, 867), 2013 (Zach Zwinak, 989; Bill Belton, 803), 2005 (Tony Hunt, 1,047; Michael Robinson, 806).

Game: Records Set: Posted 179 rushing yards against Ohio (9/10), a Penn State record for a Beaver Stadium debut. **2022:** Tallied 70- and 44-yard touchdown runs and an additional 48-yard rush against Ohio, becoming the first Nittany Lion with multiple 40-plus yard touchdown runs in a game and three 40-plus yard runs in a game since Larry Johnson at Indiana on Nov. 16, 2002.
Bowl: 2022: Scored on an 87-yard run in the third quarter against Utah (1/2), the third-longest run in Rose Bowl Game history and the longest in the Rose Bowl Game since 2012...The run marked Penn State's second-longest rush in a bowl game, only trailing Saquon Barkley's 92-yard touchdown run in the 2017 Fiesta Bowl...Tallied two rushing touchdowns in the Rose Bowl Game, tied for second in a PSU bowl game, while his 120 rushing yards were 10th.

2023 SOPHOMORE SEASON

Awards: Preseason: Named to the Walter Camp Player of the Year, Maxwell Award, Doak Walker and Paul Hornung Award watch lists...Earned second-team preseason All-American honors from Sporting News and honorable mention honors from PFF.
Season: Has appeared in four games, making two starts...Owns 53 rushes for 203 yards and five touchdowns...Has seven catches for 72 yards.
Rankings: Tied for third in the Big Ten in rushing touchdowns (5; T-17th nationally).
West Virginia (9/2): Ran for 70 yards on 13 carries with a long rush of 14 yards...Scored on a 2-yard rush in the second quarter. **Delaware (9/9):** Scored a career-high three rushing touchdowns...Rushed for 47 yards and added an 18-yard reception...Had a 26-yard kick return...Found the endzone on a 2-yard rush on Penn State's opening drive and scored on a pair of 5-yard runs in the second quarter. **at Illinois (9/16):** Ran for 39 yards to go along with a touchdown...Posted a career-high 49 receiving yards...Scored on a 16-yard rush in the fourth quarter...Added a 31-yard kick return. **Iowa (9/23):** Rushed for 49 yards on 17 carries...Added two receptions.

SINGLETON'S CAREER STATISTICS

	Att.-Yds.	Avg.	TD	LG	Rec.-Yds.	Avg.	TD	LG
2022	156-1,061	6.8	12	87	11-85	7.7	1	22
2023	53-203	3.8	5	19	7-72	10.3	-	19
Career	209-1,264	6.0	17	87	18-157	8.7	1	22

SINGLETON'S CAREER RETURN STATISTICS

	KR-Yds.	Avg.	TD	LG	PR-Yds.	Avg.	TD	LG
2022	14-349	24.9	1	100	-	-	-	-
2023	5-99	19.0	-	31	-	-	-	-
Career	19-448	23.6	1	100	-	-	-	-

SINGLETON'S CAREER HIGHS

Rushing Attempts 21; Northwestern, 10/1/22
Rushing Yards 179; Ohio, 9/10/22
Rushing Touchdowns 3; Delaware, 9/9/23
Longest Rush 87; vs. Utah, 1/2/23
Receptions 3; Twice: Last at Illinois, 9/16/23
Receiving Yards 49; at Illinois, 9/16/23
Receiving Touchdowns 1; Michigan State, 11/26/22
Longest Reception 22; Minnesota, 10/22/22
Kick Returns 4; at Michigan, 10/15/22
Kick Return Yards 100; at Rutgers, 11/19/22
Kick Return Touchdowns 1; at Rutgers, 11/19/22
Long Kick Return 100; at Rutgers, 11/19/22
All-Purpose Yards 219; Ohio, 9/10/22



TANK SMITH **38**
 Running Back | 5-7 | 222
 Redshirt Senior
 Pittsburgh, Pa./Penn Hills/Saint Francis (Pa.)
 Major: Telecommunications

2023 REDSHIRT SENIOR SEASON


Season: Has appeared in one game.
Delaware (9/9): Ran for a career-high 29 yards on six carries with a long rush of 9 yards.

SMITH'S CAREER STATISTICS

	Att.-Yds.	Avg.	TD	LG	Rec.-Yds.	Avg.	TD	LG
2020	1-7	7.0	-	7	-	-	-	-
2021	4-5	1.3	-	7	-	-	-	-
2022	23-61	2.7	-	11	1-2	2.0	-	2
2023	6-29	4.8	-	9	-	-	-	-
Career	34-102	3.0	-	11	1-2	2.0	-	2

SMITH'S CAREER HIGHS

Rushing Attempts 6; Three Times: Last Delaware, 9/9/23
Rushing Yards 29; Delaware, 9/9/23
Longest Rush 11; vs. Utah, 1/2/23
Receptions 1; Ohio, 9/10/22
Receiving Yards 2; Ohio, 9/10/22
Longest Reception 2; Ohio, 9/10/22



JAXON SMOLIK **14**
 Quarterback | 6-1 | 205
 Freshman
 Van Meter, Iowa/Dowling Catholic
 Major: Division of Undergraduate Studies

2023 TRUE FRESHMAN SEASON

Has appeared in one game.



MASON STAHL **17**
 Wide Receiver | 6-0 | 197
 Redshirt Junior
 Pittsburgh, Pa./Baldwin
 Major: Agribusiness Management

2023 REDSHIRT JUNIOR SEASON

Season: Has appeared in two games on special teams.

STAHL'S CAREER STATISTICS

	Att.-Yds.	Avg.	TD	LG	Rec.-Yds.	Avg.	TD	LG
2021	3-22	7.3	-	17	-	-	-	-
Career	3-22	7.3	-	17	-	-	-	-

STAHL'S CAREER HIGHS

Rushing Attempts 3; Rutgers, 11/20/21
Rushing Yards 22; Rutgers, 11/20/21
Longest Rush 17; Rutgers, 11/20/21



RILEY THOMPSON **95**
 Punter | 6-1 | 209
 Senior
 Melbourne, Australia/Haileybury/Deakin/Florida Atlantic
 Major: Labor and Human Resources

2023 SENIOR SEASON

Awards: Preseason: Named to the Ray Guy Award watch list.

Season: Has appeared in four games as Penn State's starting punter.

West Virginia (9/2): Had two punts for 75 yards with a long punt of 46 yards. **Delaware (9/9):** Hit a 47-yard punt to the Delaware 7 in the second quarter. **at Illinois (9/16):** Averaged 43.8 yards per punt on six punts...Knocked two punts inside the 20...Hit a 45-yard punt to the Illinois 19 in the second quarter and a 44-yard punt to the Illinois 12 in the fourth quarter. **Iowa (9/23):** Averaged 37.8 yards on four punts.

THOMPSON'S CAREER PUNTING STATISTICS

	Punts	Yards	Avg.	I-20	FC	50+	LG	BLK
2022*	61	2,770	45.4	26	14	15	71	-
2023	13	543	41.8	3	4	-	47	-
Career	74	3,313	44.8	29	18	15	71	-

THOMPSON'S CAREER HIGHS

Punt Attempts 9; WKU, 11/26/22*
Punt Yards 420; WKU, 11/26/22*
Punt Average 53.8; at FIU, 11/12/22*
Longest Punt 71; UAB, 10/29/22*
 * At Florida Atlantic (2022).



DAVON TOWNLEY JR. 18

Defensive Tackle | 6-6 | 267
 Redshirt Sophomore
 Minneapolis, Minn./North Community
 Major: Recreation, Park and Tourism Management

► 2023 ► REDSHIRT SOPHOMORE SEASON

Has appeared in one game.

TOWNLEY'S CAREER STATISTICS

	UT-AT	TT	FF	FR	I	PBU	SACK	TFL
2022	0-3	3	-	-	-	-	-	-
2023	-	-	-	-	-	-	-	-
Career	0-3	3	-	-	-	-	-	-

► TOWNLEY'S CAREER HIGHS

Tackles..... 1; Three Times: Last at Rutgers, 11/19/22



ZION TRACY 12

Cornerback | 5-11 | 182
 Freshman
 Hempstead, N.Y./St. Thomas More (Conn.)
 Major: Division of Undergraduate Studies

► 2023 ► TRUE FRESHMAN SEASON

Season: Has appeared in four games on defense and special teams.

West Virginia (9/2): Made two tackles. Delaware (9/9): Posted a solo tackle. at Illinois (9/16): Made a solo stop.

TRACY'S CAREER STATISTICS

	UT-AT	TT	FF	FR	I	PBU	SACK	TFL
2023	3-1	4	-	-	-	-	-	-
Career	3-1	4	-	-	-	-	-	-

► TRACY'S CAREER HIGHS

Tackles..... 2; West Virginia, 9/2/23



JORDAN van den BERG 52

Defensive Tackle | 6-3 | 310
 Redshirt Sophomore
 Johannesburg, South Africa/Providence Christian/Iowa Western
 Major: Telecommunications

► 2023 ► REDSHIRT SOPHOMORE SEASON

Awards: Preseason: Named to the Reese's Senior Bowl watch list.

Season: Has appeared in all four games.

West Virginia (9/2): Made two solo stops. at Illinois (9/16): Assisted on a tackle. Iowa (9/23): Assisted on a tackle and added a quarterback hurry.

VAN DEN BERG'S CAREER STATISTICS

	UT-AT	TT	FF	FR	I	PBU	SACK	TFL
2021	4-2	6	1	-	-	-	1.0-9	2.0-12
2022	4-5	9	1	-	-	-	1.5-6	1.5-6
2023	2-2	4	-	-	-	-	-	-
Career	10-9	19	2	-	-	-	2.5-15	3.5-18

► VAN DEN BERG'S CAREER HIGHS

Tackles..... 5; vs. Arkansas, 1/1/22
 Tackles for Loss 1.0; Three Times: Last at Auburn, 9/17/22
 Sacks..... 1.0; Twice: Last at Auburn, 9/17/22
 Forced Fumbles..... 1; Twice: Last Maryland, 11/12/22



AMIN VANOVER 15

Defensive End | 6-4 | 266
 Junior
 Newark, N.J./St. Joseph's
 Major: Rehabilitation and Human Services

► 2023 ► JUNIOR SEASON

Season: Has appeared in two games.

Iowa (9/23): Forced a fumble on a sack in the fourth quarter, which was recovered by Zuriah Fisher.

VANOVER'S CAREER STATISTICS

	UT-AT	TT	FF	FR	I	PBU	SACK	TFL
2020	3-0	3	-	-	-	-	-	-
2021	2-2	4	-	-	-	-	-	1.0-7
2022	9-7	16	-	-	-	3	1.0-12	4.5-19
2023	1-0	1	1	-	-	-	1.0-7	1.0-7
Career	15-9	24	-	-	-	3	1.0-19	6.5-33

► VANOVER'S CAREER HIGHS

Tackles..... 3; vs. Arkansas, 1/1/22
 Tackles for Loss 2.0; at Rutgers, 11/19/22
 Sacks..... 1.0; Twice: Last Iowa, 9/23/23
 Forced Fumbles..... 1; Iowa, 9/23/23
 Pass Breakups 1; Three Times: Last Central Michigan, 9/24/22



CAEDAN WALLACE 73

Offensive Line | 6-5 | 328
 Redshirt Senior
 Robbinsville, N.J./The Hun School
 Major: Communication Arts and Sciences

► 2023 ► REDSHIRT SENIOR SEASON

Awards: Preseason: Named to the Reese's Senior Bowl watch list.

Season: Has started all four games at right tackle...Earned the coaching staff's Offensive Player of the Week (Iowa, 9/23).

West Virginia (9/2): Helped lead the Penn State offense to 478 total yards in the victory...Helped Drew Allar set career-high marks in touchdown passes (3), passing yards (325), completions (21) and attempts (29). Delaware (9/9): Penn State tallied 541 total yards on offense, including 315 yards on the ground...The Nittany Lions ran 91 offensive plays and held the ball for a time of possession of 42:22...Kaytron Allen rushed for 103 yards on 19 carries and touchdown, while Nicholas Singleton scored three touchdowns on the ground. at Illinois (9/16): Helped the Penn State offense score 20 points off turnovers...Allen and Singleton each accounted for rushing touchdowns, while Trey Potts threw a touchdown to Tyler Warren. Iowa (9/23): Helped Penn State score on drives of 17, 10 15 and 12 plays...The Nittany Lions held the ball for 13:26 of the third quarter and finished the game with 45:27 of possession...Helped PSU rush for 215 yards.



HARRISON WALLACE III 6

Wide Receiver | 6-1 | 194
 Redshirt Sophomore
 Montgomery, Ala./Pike Road
 Major: Criminology

► 2023 ► REDSHIRT SOPHOMORE SEASON

Season: Has appeared in four games, making two starts.

West Virginia (9/2): Recorded career highs in receptions (7) and yards (72)...Had a long catch of 18 yards. **Delaware (9/9):** Made three grabs for 26 yards.

WALLACE'S CAREER STATISTICS

	Att.-Yds.	Avg.	TD	LG	Rec.-Yds.	Avg.	TD	LG
2022	-	-	-	-	19-273	14.4	1	48
2023	-	-	-	-	10-98	9.8	-	18
Career	-	-	-	-	29-371	12.8	1	48

► WALLACE'S CAREER HIGHS

Receptions 7; West Virginia, 9/2/23
Receiving Yards 72; West Virginia, 9/2/23
Receiving Touchdowns 1; at Indiana, 11/5/22
Longest Reception 48; Minnesota, 10/15/22



TYLER WARREN 44

Tight End | 6-6 | 257
 Junior
 Mechanicsville, Va./Atlee
 Major: Advertising and Public Relations

► 2023 ► JUNIOR SEASON

Awards: Preseason: Named to the Reese's Senior Bowl watch list.

Season: Has appeared in four games, making three starts.

Rankings: Ranks second in the Big Ten in receiving touchdowns (4; 17th nationally)...Tied for FBS lead in receiving touchdowns among tight ends.

West Virginia (9/2): Made a 9-yard reception. **Delaware (9/9):** Posted a career-high six receptions to go along with a 2-yard touchdown reception in the second quarter...Finished with 37 receiving yards. **at Illinois (9/16):** Hauled in an 11-yard touchdown reception from running back Trey Potts in the third quarter...Finished with three catches for 35 yards. **Iowa (9/23):** Caught a career-high two touchdown receptions...Hauled in 2-yard and 7-yard touchdown catches in the third quarter.

WARREN'S CAREER STATISTICS

	Att.-Yds.	Avg.	TD	LG	Rec.-Yds.	Avg.	TD	LG
2021	6-6	1.0	2	3	5-61	12.2	1	29
2022	-	-	-	-	10-123	12.3	3	38
2023	-	-	-	-	12-90	7.5	4	13
Career	6-6	1.0	2	3	27-274	10.1	8	38

► WARREN'S CAREER HIGHS

Receptions 6; Delaware, 9/9/23
Receiving Yards 38; Minnesota, 10/22/22
Receiving Touchdowns 2; Iowa, 9/23/23
Longest Reception 38; Minnesota, 10/22/22
Rushing Attempts 2; Auburn, 9/18/21
Rushing Yards 3; Villanova, 9/25/21
Rushing Touchdowns 1; Twice: Last Villanova, 9/25/21
Longest Rush 3; Villanova, 9/25/21



ELLIOT WASHINGTON II 16

Cornerback | 5-11 | 192
 Freshman
 Venice, Fla./Venice
 Major: Division of Undergraduate Studies

► 2023 ► TRUE FRESHMAN SEASON

Season: Has appeared in all four games on defense and special teams.

West Virginia (9/2): Made a special teams tackle. **Delaware (9/9):** Posted two tackles. **at Illinois (9/16):** Assisted on two tackles.

WASHINGTON'S CAREER STATISTICS

	UT-AT	TT	FF	FR	I	PBU	SACK	TFL
2023	2-3	5	-	-	-	-	-	-
Career	2-3	5	-	-	-	-	-	-

► WASHINGTON'S CAREER HIGHS

Tackles 2; Twice: Last at Illinois, 9/16/23



ZAKEE WHEATLEY 6

Safety | 6-2 | 198
 Redshirt Sophomore
 Crofton, Md./Archbishop Spalding
 Major: Division of Undergraduate Studies

► 2023 ► REDSHIRT SOPHOMORE SEASON

Season: Has appeared in all four games...Owns 12 tackles (8 solo).

West Virginia (9/2): Posted four solo tackles. **at Illinois (9/16):** Led the team with a career-high six tackles. **Iowa (9/23):** Made two solo tackles.

WHEATLEY'S CAREER STATISTICS

	UT-AT	TT	FF	FR	I	PBU	SACK	TFL
2021	1-1	2	-	-	-	-	-	-
2022	21-6	27	1	-	2	1	-	-
2023	8-4	12	-	-	-	-	-	-
Career	30-11	41	1	-	2	1	-	-

► WHEATLEY'S CAREER HIGHS

Tackles 6; at Illinois, 9/16/23
Forced Fumbles 1; at Purdue, 9/1/22
Interceptions 1; Twice: Last Central Michigan, 9/24/22
Pass Breakups 1; Ohio State, 10/29/22



J'VEN WILLIAMS 70

Offensive Line | 6-5 | 313
 Freshman
 Reading, Pa./Wyomissing
 Major: Division of Undergraduate Studies

► 2023 ► TRUE FRESHMAN SEASON

Has appeared in two games.



JAKE WILSON 94

Defensive End | 6-3 | 247
 Redshirt Junior
 Nazareth, Pa./Nazareth Area
 Major: Electrical Engineering

► 2023 ► REDSHIRT JUNIOR SEASON

Season: Has appeared in four games, primarily on special teams.

Delaware (9/9): Assisted on a tackle.

WILSON'S CAREER STATISTICS

	UT-AT	TT	FF	FR	I	PBU	SACK	TFL
2022	0-1	1	-	-	-	-	-	-
2023	0-1	1	-	-	-	-	-	-
Career	0-2	2	-	-	-	-	-	-

► WILSON'S CAREER HIGHS

Tackles..... 1; Twice: Last Delaware, 9/9/23



KEVIN WINSTON JR. 21

Safety | 6-2 | 203
 Sophomore
 Columbia, Md./DeMatha Catholic
 Major: Division of Undergraduate Studies

► 2023 ► SOPHOMORE SEASON

Season: Has started four games at safety.

West Virginia (9/2): Made three tackles (2 solo) in first career start. **Delaware (9/9):** Recovered a fumble in the third quarter, the first of his career...Assisted on a tackle. **at Illinois (9/16):** Made three tackles (2 solo) to go along with a pass breakup. **Iowa (9/23):** Posted a solo stop and broke up a pass.

WINSTON'S CAREER STATISTICS

	UT-AT	TT	FF	FR	I	PBU	SACK	TFL
2022	11-5	16	-	-	-	-	-	1.0-3
2023	5-3	8	-	1	-	2	-	-
Career	16-8	24	-	1	-	2	-	1.0-3

► WINSTON'S CAREER HIGHS

Tackles..... 3; Four Times: Last West Virginia, 9/2/23

Tackles for Loss 1.0; at Rutgers, 11/19/22

Fumble Recoveries 1; Delaware, 9/9/23

Pass Breakups 1; Twice: Last Iowa, 9/23/23



SAL WORMLEY 77

Offensive Line | 6-3 | 324
 Redshirt Senior
 Newark, N.J./Smyrna (Del.)
 Major: Journalism

► 2023 ► REDSHIRT SENIOR SEASON

Season: Has started four games at right guard...Earned the coaching staff's Offensive Player of the Week (Iowa, 9/23).

West Virginia (9/2): Helped lead the Penn State offense to 478 total yards in the victory...Helped Drew Allar set career-high marks in touchdown passes (3), passing yards (325), completions (21) and attempts (29). **Delaware (9/9):** Penn State tallied 541 total yards on offense, including 315 yards on the ground...The Nittany Lions ran 91 offensive plays and held the ball for a time of possession of 42:22...Kaytron Allen rushed for 103 yards on 19 carries and touchdown, while Nicholas Singleton scored three touchdowns on the ground. **at Illinois (9/16):** Helped the Penn State offense score 20 points off turnovers...Allen and Singleton each accounted for rushing touchdowns, while Trey Potts threw a touchdown to Tyler Warren. **Iowa (9/23):** Helped Penn State scored on drives of 17, 10 15 and 12 plays...The Nittany Lions held the ball for 13:26 of the third quarter and finished the game with 45:27 of possession...Helped PSU rush for 215 yards.



KEON WYLIE 32

Linebacker | 6-2 | 218
 Redshirt Freshman
 Philadelphia, Pa./Imhotep Charter
 Major: Division of Undergraduate Studies

► 2023 ► REDSHIRT FRESHMAN SEASON

Season: Has appeared in all four games on defense and special teams.

West Virginia (9/2): Assisted on a tackle. **at Illinois (9/16):** Made a career-high four tackles (2 solo).

WYLIE'S CAREER STATISTICS

	UT-AT	TT	FF	FR	I	PBU	SACK	TFL
2022	1-1	2	-	-	-	-	0.5-2	0.5-2
2023	2-3	5	-	-	-	-	-	-
Career	3-4	7	-	-	-	-	0.5-2	0.5-2

► WYLIE'S CAREER HIGHS

Tackles..... 4; at Illinois, 9/16/23

Tackles for Loss 0.5; vs. Utah, 1/2/23

Sacks..... 0.5; vs. Utah, 1/2/23

2023 RESULTS & STATISTICS

Team Results

	Date	Opponent		Score	Att.
	09/02/2023	West Virginia	W	38-15	110747
	09/09/2023	Delaware	W	63-7	108575
*	09/16/2023	at Illinois	W	30-13	49099
*	09/23/2023	Iowa	W	31-0	110830

Rushing

Player	gp	att	gain	loss	net	avg	td	lg	avg/g
Kaytron Allen	4	63	289	9	280	4.4	2	18	70.0
Nicholas Singleton	4	53	215	12	203	3.8	5	19	50.8
Beau Pribula	4	28	172	6	166	5.9	2	21	41.5
Trey Potts	4	16	90	6	84	5.3	0	20	21.0
Drew Allar	4	23	83	9	74	3.2	1	13	18.5
Tank Smith	1	6	29	0	29	4.8	0	9	29.0
Tyler Holzworth	1	3	4	0	4	1.3	0	2	4.0
Total	4	192	882	42	840	4.4	10	21	210.0
Opponents	4	110	440	114	326	3.0	4	66	81.5

Passing

Player	gp	effic	comp-att-int	pct	yds	td	lg	avg/g
Drew Allar	4	149.0	84-125-0	67.2	903	8	72	225.8
Beau Pribula	4	100.7	5-12-0	41.7	45	1	16	11.3
Trey Potts	4	522.4	1-1-0	100.0	11	1	11	2.8
Total	4	147.5	90-138-0	65.2	959	10	72	239.8
Opponents	4	88.3	53-105-5	50.5	552	1	37	138.0

Receiving

Player	gp	no.	yds	avg	td	lg	avg/g
KeAndre Lambert-Smith	4	21	286	13.6	3	72	71.5
Tyler Warren	4	12	90	7.5	4	13	22.5
Theo Johnson	4	10	88	8.8	0	19	22.0
Harrison Wallace III	4	10	98	9.8	0	18	24.5
Liam Clifford	4	7	77	11.0	0	33	19.3
Nicholas Singleton	4	7	72	10.3	0	19	18.0
Malik McClain	4	6	71	11.8	1	25	17.8
Dante Cephas	4	5	82	16.4	0	26	20.5
Kaytron Allen	4	5	32	6.4	0	15	8.0
Kaden Saunders	4	2	19	9.5	0	10	4.8
Trey Potts	4	1	16	16.0	0	16	4.0
Malick Meiga	1	1	7	7.0	0	7	7.0
Khalil Dinkins	4	1	9	9.0	1	9	2.3
Cristian Driver	2	1	8	8.0	0	8	4.0
Omari Evans	4	1	4	4.0	1	4	1.0
Total	4	90	959	10.7	10	72	239.8
Opponents	4	53	552	10.4	1	37	138.0

Game Records

Record	Overall	Home	Away	Neutral
ALL GAMES	4-0	3-0	1-0	0-0
CONFERENCE	2-0	1-0	1-0	0-0
NON-CONFERENCE	2-0	2-0	0-0	0-0

Team Statistics

	PSU	OPP
First Downs	109	46
Rushing	51	18
Passing	50	23
Penalty	8	5
Rushing Yardage	840	326
Rushing attempts	192	110
Average per rush	4.4	3.0
Average per game	210.0	81.5
TDs Rushing	10	4
Passing Yardage	959	552
Comp-Att-Int	90-138-0	53-105-5
Average per pass	6.9	5.3
Average per catch	10.7	10.4
Average per game	239.8	138.0
TDs Passing	10	1
Total offense	1799	878
Average per play	5.5	4.1
Average per game	449.8	219.5
Kick returns: #-Yards	5-99	5-68
Punt returns: #-Yards	11-41	7-51
Int returns: #-Yards	5-65	0-0
Fumbles-Lost	3-0	9-6
Penalties-Yards	19-175	20-163
Punts-Avg	14-40.9	23-44.0
Time of possession / game	37:06	22:54
3rd-down conversion	27/61	12/49
4rd-down conversion	8/9	5/8
PAT-attempts	(21-21) 100%	(3-3) 100%
2-point conversion-attempts	(0-0) 0%	(1-2) 50%

Interceptions

Player	no.	yds	avg	td	lg
Johnny Dixon	1	21	21.0	0	21
Daquan Hardy	1	0	0.0	0	0
Dominic DeLuca	1	26	26.0	1	26
Cam Miller	1	0	0.0	0	0
Abdul Carter	1	18	18.0	0	18
Total	5	65	13.0	1	26
Opponents	0	0	0.0	0	0

Field Goals

Player	fg	pct.	01-19	20-29	30-39	40-49	50-99	lg	blk
Alex Felkins	5-7	71.4	0-0	3-3	0-0	2-3	0-1	46	1
Sander Sahaydak	0-2	0.0	0-0	0-0	0-2	0-0	0-0	0	0
Opponents	0-2	0.0	0-0	0-0	0-0	0-2	0-0	0	0

Scoring

Player	td	fg	PAT					dpx	saf	pts
			kick	rush	rcv	pass				
Alex Felkins	-	5-7	18-18	-	-	-	-	-	-	33
Nicholas Singleton	5	-	-	-	-	-	-	-	-	30
Tyler Warren	4	-	-	-	-	-	-	-	-	24
KeAndre Lambert-Smith	3	-	-	-	-	-	-	-	-	18
Beau Pribula	2	-	-	-	-	-	-	-	-	12
Kaytron Allen	2	-	-	-	-	-	-	-	-	12
Khalil Dinkins	1	-	-	-	-	-	-	-	-	6
Dominic DeLuca	1	-	-	-	-	-	-	-	-	6
Malik McClain	1	-	-	-	-	-	-	-	-	6
Drew Allar	1	-	-	-	-	-	-	-	-	6
Omari Evans	1	-	-	-	-	-	-	-	-	6
Sander Sahaydak	-	0-2	3-3	-	-	-	-	-	-	3
Total	21	5-9	21-21	0	0	0	0	0	0	162
Opponents	5	0-2	3-3	0	1	1	0	0	0	35

Score by Periods

Team	1st	2nd	3rd	4th	OT	TOT
Penn St.	30	45	49	38	0	162
Opponents	7	14	0	14	0	35

FG Sequence

Team Name	Penn St.	Opponents
Iowa	(46),,43	
Illinois	(20),(45),52,(28)	47
West Virginia	38,34,(25)	
Delaware		46

Kickoffs

Player	no.	yds	avg	tb	ob	retn	net	ydln
Gabe Nwosu	24	1536	64.0	17	0			
Alex Felkins	4	260	65.0	4	0			
Sander Sahaydak	1	53	53.0	0	0			
Total	29	1849	63.8	21	0	5	41	23
Opponents	8	494	61.8	2	0	5	40.3	24

Punting

Player	no.	yds	avg	lg	tb	fc	i20	50+	blk
Riley Thompson	13	543	41.8	47	0	5	3	0	0
Team	1	30	30.0	0	0	0	0	0	1
Total	14	573	40.9	47	0	5	3	0	1
Opponents	23	1011	44.0	62	0	9	5	6	0

Punt Returns

Player	no.	yds	avg	td	lg
Kaden Saunders	11	41	3.7	0	19
Total	11	41	3.7	0	19
Opponents	7	51	7.3	0	15

Kick Returns

Player	no.	yds	avg	td	lg
Nicholas Singleton	5	99	19.8	0	31
Total	5	99	19.8	0	31
Opponents	5	68	13.6	0	20

All Purpose

Player	g	rush	rcv	pr	kr	ir	total	avg/g
Nicholas Singleton	4	203	72	0	99	0	374	93.5
Kaytron Allen	4	280	32	0	0	0	312	78.0
KeAndre Lambert-Smith	4	0	286	0	0	0	286	71.5
Beau Pribula	4	166	0	0	0	0	166	41.5
Trey Potts	4	84	16	0	0	0	100	25.0
Harrison Wallace III	4	0	98	0	0	0	98	24.5
Tyler Warren	4	0	90	0	0	0	90	22.5
Theo Johnson	4	0	88	0	0	0	88	22.0
Dante Cephas	4	0	82	0	0	0	82	20.5
Liam Clifford	4	0	77	0	0	0	77	19.3
Drew Allar	4	74	0	0	0	0	74	18.5
Malik McClain	4	0	71	0	0	0	71	17.8
Kaden Saunders	4	0	19	41	0	0	60	15.0
Tank Smith	1	29	0	0	0	0	29	29.0
Dominic DeLuca	4	0	0	0	0	26	26	6.5
Johnny Dixon	4	0	0	0	0	21	21	5.3
Abdul Carter	4	0	0	0	0	18	18	4.5
Khalil Dinkins	4	0	9	0	0	0	9	2.3
Cristian Driver	2	0	8	0	0	0	8	4.0
Malick Meiga	1	0	7	0	0	0	7	7.0
Tyler Holzworth	1	4	0	0	0	0	4	4.0
Omari Evans	4	0	4	0	0	0	4	1.0
Total	4	840	959	41	99	65	2004	501.0
Opponents	4	326	552	51	68	0	997	249.3

Total Offense

Player	g	plays	rush	pass	total	avg/g
Drew Allar	4	148	74	903	977	244.3
Kaytron Allen	4	63	280	0	280	70.0
Beau Pribula	4	40	166	45	211	52.8
Nicholas Singleton	4	53	203	0	203	50.8
Trey Potts	4	17	84	11	95	23.8
Tank Smith	1	6	29	0	29	29.0
Tyler Holzworth	1	3	4	0	4	4.0
Total	4	330	840	959	1799	449.8
Opponents	4	215	326	552	878	219.5

2023 RESULTS & STATISTICS

Team Defense

##	Player	gp	Tackles				Sacks	Pass defense			Fumbles		blkd	
			ua	a	tot	tfl/yds		no-yds	int-yds	brup	qbh	fr-yds	ff	kick
23	Curtis Jacobs	4	11	4	15	2-2	1-1	.	.	3	2-0	.	.	.
6	Zakee Wheatley	4	8	4	12
1	Jaylen Reed	4	9	3	12	1-7	1-7	.	1
41	Kobe King	4	7	3	10	1-3	1-0	.	.	.
11	Abdul Carter	4	6	4	10	1-11	1-11	1-18	.	2
0	Dominic DeLuca	4	4	5	9	3-9	1-5	1-26	2	.	.	2	.	.
4	Kalen King	4	4	5	9	.	.	.	1
21	Kevin Winston	4	5	3	8	.	.	.	2	.	1-1	.	.	.
5	Cam Miller	4	7	1	8	1-1	.	1-0
20	Adisa Isaac	4	4	3	7	3-16	1.5-13	.	.	3	1-0	.	.	.
44	Demeioun Robinson	4	5	2	7	3-10	1-6	.	1	2	.	1	.	.
28	Zane Durant	4	4	3	7	1.5-9	1-8
3	Johnny Dixon	4	6	.	6	.	.	1-21	2
2	Keaton Ellis	4	6	.	6	1	.	.
13	Tony Rojas	4	3	3	6	1-3
16	Elliot Washington II	4	2	3	5
36	Zuriah Fisher	4	2	3	5	1.5-10	1.5-10	.	.	.	1-0	.	.	.
32	Keon Wylie	3	2	3	5
43	Tyler Elsdon	4	4	.	4	.	.	.	1	1
91	Dvon Ellies	4	2	2	4
12	Zion Tracy	4	3	1	4
33	Dani Dennis-Sutton	4	2	2	4	1-0	.	.	1	2	.	1	.	.
52	Jordan van den Berg	4	2	2	4	1
51	Hakeem Beamon	4	1	2	3	1
99	Coziah Izzard	2	3	.	3	2-5	2-5
29	Audavion Collins	1	2	.	2	1-1	.	.	.	1
25	Daequan Hardy	2	.	2	2	.	.	1-0
9	King Mack	4	1	1	2	1
10	Mehki Flowers	2	.	1	1
94	Jake Wilson	4	.	1	1
19	Jameial Lyons	2	1	.	1	1-4	1-4	.	.	1
48	Kaveion Keys	1	1	.	1
48	Tyler Duzansky	4	1	.	1
31	Kolin Dinkins	4	1	.	1
15	Amin Vanover	2	1	.	1	1-7	1-7	1	.	.
11	Malik McClain	4	1	.	1
Totals		4	121	66	187	25-98	13-77	5-65	11	18	6-1	6	0	0
Opponents		4	188	162	350	17-46	2-9	0-0	9	11	0-0	1	2	0

56 2023 PENN STATE FOOTBALL

SCORING SUMMARY

Plays	Yds	Time	Result	Qtr.	Scoring Play
WEST VIRGINIA (6)					
4	94	1:56	TD	1	Lambert-Smith 72 yd pass from Allar (Sahaydak kick)
10	81	4:59	TD	2	Singleton 2 yd run (Sahaydak kick)
7	56	3:26	TD	3	Lambert-Smith 12 yd pass from Allar (Felkins kick)
9	65	2:57	FG	4	Felkins 25 yd kick
5	42	2:54	TD	4	McClain 25 yd pass from Allar (Felkins kick)
9	46	3:24	TD	4	Pribula 5 yd run (Felkins kick)
DELAWARE (9)					
13	60	5:50	TD	1	Singleton 2 yd run (Felkins kick)
9	37	5:10	TD	1	Allen 4 yd run (Felkins kick)
9	75	4:15	TD	2	Singleton 5 yd run (Felkins kick)
9	73	4:13	TD	2	Singleton 5 yd run (Felkins kick)
6	49	0:52	TD	2	Warren 2 yd pass from Allar (Felkins kick)
10	74	5:06	TD	3	Allar 1 yd run (Sahaydak kick)
5	31	2:25	TD	3	Pribula 6 yd run (Felkins kick)
-	26	-	TD	3	DeLuca 26 yd interception return (Felkins kick)
8	71	4:14	TD	4	Evans 4 yd pass from Pribula (Felkins kick)
ILLINOIS (6)					
9	40	4:10	FG	1	Felkins 20 yd kick
4	-6	1:19	FG	1	Felkins 45 yd kick
12	57	5:13	TD	1	Allen 4 yd run (Felkins kick)
6	48	0:42	FG	2	Felkins 28 yd kick
7	70	2:14	TD	3	Warren 11 yd pass from Potts (Felkins kick)
3	30	1:11	TD	4	Singleton 16 yd run (Felkins kick)
IOWA (5)					
17	53	7:28	FG	1	Felkins 46 yd kick
10	39	4:54	TD	2	Dinkins 9 yd pass from Allar (Felkins kick)
15	75	6:40	TD	3	Warren 2 yd pass from Allar (Felkins kick)
12	71	5:50	TD	3	Warren 7 yd pass from Allar (Felkins kick)
8	19	3:37	TD	4	Lambert-Smith 3 yd pass from Allar (Felkins kick)

RED ZONE RECAP

PENN STATE

Opponent	Scores/Chances	Result	Pct.
West Virginia	4/5	3 TD, 1 FG, 1 missed FG	80%
Delaware	8/8	8 TD	100%
at Illinois	5/5	3 TD, 2 FG	100%
Iowa	4/4	4 TD	100%
at Northwestern	-	-	-
UMass	-	-	-
at Ohio State	-	-	-
Indiana	-	-	-
at Maryland	-	-	-
Michigan	-	-	-
Rutgers	-	-	-
at Michigan State	-	-	-
TOTAL	21/22	18 TD, 3 FG, 1 missed FG	95%

OPPONENT

Opponent	Scores/Chances	Result	Pct.
West Virginia	2/2	2 TD	100%
Delaware	0/0	-	-
at Illinois	2/2	2 TD	100%
Iowa	0/0	-	-
at Northwestern	-	-	-
UMass	-	-	-
at Ohio State	-	-	-
Indiana	-	-	-
at Maryland	-	-	-
Michigan	-	-	-
Rutgers	-	-	-
at Michigan State	-	-	-
TOTAL	4/4	4 TD	100%

PENN STATE GAME-BY-GAME

Date	Opponent	Rushing				Receiving				Passing				Kick Returns				Punt Returns				tot off		
		no.	yds	td	lg	no.	yds	td	lg	cmp	att	int	yds	td	lg	no.	yds	td	lg	no.	yds		td	lg
09/02/2023	West Virginia	35	146	2	14	22	332	3	72	22	30	0	332	3	72	1	19	0	19	1	-2	0	0	478
09/09/2023	Delaware	60	315	6	20	25	226	2	26	25	31	0	226	2	26	1	26	0	26	5	30	0	9	541
09/16/2023	at Illinois	40	164	2	21	17	219	1	33	17	37	0	219	1	33	3	54	0	31	2	16	0	19	383
09/23/2023	Iowa	57	215	0	19	26	182	4	16	26	40	0	182	4	16	0	0	0	0	3	-3	0	5	397
Penn St.		192	840	10	21	90	959	10	72	90	138	0	959	10	72	5	99	0	31	11	41	0	19	1799
Opponents		110	326	4	66	53	552	1	37	53	105	5	552	1	37	5	68	0	20	7	51	0	15	878

Penn St. Averages

Games	Avg/ rush	Avg/ catch	Pass effc	KR avg	PR avg	All purpose avg/game	Total offense avg/game
4	4.4	10.7	147.5	19.8	3.7	501.0	449.8

Date	Opponent	Tackles				Sacks	Fumble	Pass Defense			blkd	PAT attempts			off				
		ua	a	total	tfl-yds	no-yds	ff	fr-yds	int-yds	qbh	brup	kick	kick	rush	rcv	saf	t/o	pts	
09/02/2023	West Virginia	45	20	65	6.0-22	3-17	0	0-0	0-0	3	2	0	5-5	0	0	0	0	0	38
09/09/2023	Delaware	21	10	31	7.0-29	4-24	1	1-1	1-26	7	1	0	9-9	0	0	0	14	63	
09/16/2023	at Illinois	39	28	67	7.0-23	3-14	1	1-0	4-39	2	4	0	3-3	0	0	0	20	30	
09/23/2023	Iowa	16	8	24	5.0-24	3-22	4	4-0	0-0	6	4	0	4-4	0	0	0	10	31	
Penn St.		121	66	187	25.0-98	13-77	6	6-1	5-65	18	11	0	21-21	0	0	0	44	162	
Opponents		188	162	350	17.0-46	2-9	1	0-0	0-0	11	9	2	3-3	0	1	0	0	35	

Date	Opponent	Punting								Field Goals			Kickoffs					
		no.	yds	avg	long	blkd	tb	fc	50+	i20	md-att	long	blkd	no.	yds	avg	tb	ob
09/02/2023	West Virginia	2	75	37.5	46	0	0	0	0	0	1-3	25	0	7	443	63.3	6	0
09/09/2023	Delaware	2	91	45.5	47	0	0	2	0	1	0-0	0	0	10	635	63.5	8	0
09/16/2023	at Illinois	7	293	41.9	45	1	0	2	0	2	3-4	45	1	6	390	65.0	4	0
09/23/2023	Iowa	3	114	38.0	42	0	0	1	0	0	1-2	46	0	6	381	63.5	3	0
Penn St.		14	573	40.9	47	1	0	5	0	3	5-9	46	1	29	1849	63.8	21	0
Opponents		23	1011	44.0	62	0	0	9	6	5	0-2	0	0	8	494	61.8	2	0

58 2023 PENN STATE FOOTBALL

OPPONENT GAME-BY-GAME

Date	Opponent	Rushing				Receiving				Passing				Kick Returns				Punt Returns				tot off		
		no.	yds	td	lg	no.	yds	td	lg	cmp	att	int	yds	td	lg	no.	yds	td	lg	no.	yds		td	lg
09/02/2023	West Virginia	40	146	2	17	16	162	0	37	16	27	0	162	0	37	1	20	0	20	1	4	0	4	308
09/09/2023	Delaware	24	82	1	66	6	58	0	28	6	17	1	58	0	28	2	19	0	13	0	0	0	0	140
09/16/2023	at Illinois	29	78	1	20	25	276	1	32	25	45	4	276	1	32	2	29	0	16	3	32	0	13	354
09/23/2023	Iowa	17	20	0	18	6	56	0	20	6	16	0	56	0	20	0	0	0	0	3	15	0	15	76
Opponents		110	326	4	66	53	552	1	37	53	105	5	552	1	37	5	68	0	20	7	51	0	15	878
Penn St.		192	840	10	21	90	959	10	72	90	138	0	959	10	72	5	99	0	31	11	41	0	19	1799

Opponents Averages

Games	Avg/ rush	Avg/ catch	Pass effc	KR avg	PR avg	All purpose avg/game	Total offense avg/game
4	3.0	10.4	88.3	13.6	7.3	249.3	219.5

Date	Opponent	Tackles			Sacks	Fumble	Pass Defense			blkd	PAT attempts			off				
		ua	a	total	tfl-yds	no-yds	ff	fr-yds	int-yds	qbh	brup	kick	kick	rush	rcv	saf	t/o	pts
09/02/2023	West Virginia	41	22	63	4.0-11	1-6	0	0-0	0-0	3	2	0	1-1	0	1	0	0	15
09/09/2023	Delaware	57	48	105	3.0-11	0-0	1	0-0	0-0	2	1	0	1-1	0	0	0	7	
09/16/2023	at Illinois	34	48	82	4.0-8	1-3	0	0-0	0-0	3	6	2	1-1	0	0	0	13	
09/23/2023	Iowa	56	44	100	6.0-16	0-0	0	0-0	0-0	3	0	0	0-0	0	0	0	0	
Opponents		188	162	350	17.0-46	2-9	1	0-0	0-0	11	9	2	3-3	0	1	0	35	
Penn St.		121	66	187	25.0-98	13-77	6	6-1	5-65	18	11	0	21-21	0	0	0	162	

Date	Opponent	Punting										Field Goals			Kickoffs			
		no.	yds	avg	long	blkd	tb	fc	50+	i20	md-att	long	blkd	no.	yds	avg	tb	ob
09/02/2023	West Virginia	4	168	42.0	50	0	0	3	1	2	0-0	0	0	2	130	65.0	1	0
09/09/2023	Delaware	7	292	41.7	61	0	0	1	2	0	0-1	0	0	2	128	64.0	0	0
09/16/2023	at Illinois	6	237	39.5	44	0	0	4	0	0	0-1	0	0	3	171	57.0	0	0
09/23/2023	Iowa	6	314	52.3	62	0	0	1	3	3	0-0	0	0	1	65	65.0	1	0
Opponents		23	1011	44.0	62	0	0	9	6	5	0-2	0	0	8	494	61.8	2	0
Penn St.		14	573	40.9	47	1	0	5	0	3	5-9	46	1	29	1849	63.8	21	0

INDIVIDUAL GAME-BY-GAME

RUSHING & RECEIVING

Rushing

Player	No-Yds/TD	WVU	UD	Illini	Iowa
Kaytron Allen	63-280/2	10-51/0	19-103/1	13-54/1	21-72/0
Nicholas Singleton	53-203/5	13-70/1	12-47/3	11-37/1	17-49/0
Beau Pribula	28-166/2	3-18/1	8-46/1	9-47/0	8-55/0
Drew Allar	23-74/1	4-1/0	5-27/1	6-24/0	8-22/0
Trey Potts	16-84/0	5-6/0	7-59/0	1-2/0	3-17/0
Tank Smith	6-29/0	DNP	6-29/0	DNP	DNP
Tyler Holzworth	3-4/0	DNP	3-4/0	DNP	DNP

Receiving

Player	No-Yds/TD	WVU	UD	Illini	Iowa
KeAndre Lambert-Smith	21-286/3	4-123/2	6-74/0	3-23/0	8-66/1
Tyler Warren	12-90/4	1-9/0	6-37/1	3-35/1	2-9/2
Harrison Wallace III	10-98/0	7-72/0	3-26/0	-	-
Theo Johnson	10-88/0	-	2-14/0	2-32/0	6-42/0
Liam Clifford	7-77/0	2-25/0	2-2/0	1-33/0	2-17/0
Nicholas Singleton	7-72/0	1-1/0	1-18/0	3-49/0	2-4/0
Malik McClain	6-71/1	4-58/1	1-7/0	1-6/0	-
Dante Cephas	5-82/0	1-22/0	2-36/0	1-13/0	1-11/0
Kaytron Allen	5-32/0	1-15/0	-	1-9/0	3-8/0
Kaden Saunders	2-19/0	-	-	2-19/0	-
Trey Potts	1-16/0	-	-	-	1-16/0
Khalil Dinkins	1-9/1	-	-	-	1-9/1
Cristian Driver	1-8/0	DNP	1-8/0	-	DNP
Malick Meiga	1-7/0	1-7/0	DNP	DNP	DNP
Omari Evans	1-4/1	-	1-4/1	-	-

KICKING & PUNTING

KICKOFFS

Season	KO	Total Yards	TB	OB	Kick Avg.	Returns	Rtn. Yds.	Yds./Rtn.
Felkins, Alex	4	260	4	0	65.0	0	0	0.0
Nwosu, Gabriel	24	1536	17	0	64.0	2	19	9.5
Sahaydak, Sander	1	53	0	0	53.0	1	20	20.0

Alex Felkins

Game	KO	Total Yards	TB	OB	Kick Avg.	Returns	Rtn. Yds.	Yds./Rtn.
Delaware	4	260	4	0	65.0	0	0	0.0

Gabriel Nwosu

Game	KO	Total Yards	TB	OB	Kick Avg.	Returns	Rtn. Yds.	Yds./Rtn.
WVU	6	390	6	0	65.0	0	0	0.0
Delaware	6	375	4	0	62.5	2	19	9.5
Illinois	6	390	4	0	65.0	0	0	0.0
Iowa	6	381	3	0	63.5	0	0	0.0

Sander Sayahdak

Game	KO	Total Yards	TB	OB	Kick Avg.	Returns	Rtn. Yds.	Yds./Rtn.
WVU	1	53	0	0	53.0	1	20	20.0

PUNTING

Season	No.	Total Yds	Avg.	Long	I20	50+	TB	FC	Blk
Thompson, Riley	14	580	41.4	47	3	0	0	5	-
TEAM	1	30	30.0	-	-	-	-	-	1

Riley Thompson

Game	No.	Total Yds	Avg.	Long	I20	50+	TB	FC	Blk
WVU	2	75	37.5	46	0	0	0	1	-
Delaware	2	91	45.5	47	1	0	0	1	-
Illinois	6	263	43.8	45	2	0	0	2	-
Iowa	4	151	37.8	42	0	0	0	1	-

60 2023 PENN STATE FOOTBALL

INDIVIDUAL GAME-BY-GAME

PASSING

#9 Beau Pribula	Comp	Att	Int	Pct	Yards	TD	Long	Sacked	Effic.
West Virginia	1	1	0	100.0	7	0	7	0-0	158.8
Delaware	3	5	0	60.0	22	1	10	0-0	163.0
Illinois	0	3	0	0.0	0	0	0	0-0	0.0
Iowa	1	3	0	33.3	16	0	16	0-0	78.1
Totals	5	12	0	41.7	45	1	16	0-0	100.7

#15 Drew Allar	Comp	Att	Int	Pct	Yards	TD	Long	Sacked	Effic.
West Virginia	21	29	0	72.4	325	3	72	1-6	200.7
Delaware	22	26	0	84.6	204	1	26	0-0	163.2
Illinois	16	33	0	48.5	208	0	33	1-3	101.4
Iowa	25	37	0	67.6	166	4	14	0-0	140.9
Totals	84	125	0	67.2	903	8	72	2-9	149.0

#23 Trey Potts	Comp	Att	Int	Pct	Yards	TD	Long	Sacked	Effic.
Illinois	1	1	0	100.0	11	1	11	0-0	522.4
Totals	1	1	0	100.0	11	1	11	0-0	522.4

TACKLE BREAKDOWN

RUSHING TACKLES

Jacobs, Curtis	12
Carter, Abdul	10
King, Kobe	8
Robinson, Chop	7
Wheatley, Zakee	7
Durant, Zane	6
Isaac, Adisa	6
Dennis-Sutton, Dani	5
Wylie, Keon	5
Fisher, Zuriah	4
Winston, K.J.	4
King, Kalen	4
Reed, Jaylen	4
van den Berg, Jordan	4
Beamon, Hakeem	3
DeLuca, Dominic	3
Ellies, Dvon	3
Izzard, Coziah	3
Rojas, Tony	3
Collins, Audavion	2
Mack, King	2
Miller, Cam	2
Tracy, Zion	2
Dixon, Johnny	2
Ellis, Keaton	1
Flowers, Mehki	1
Keys, Kaveion	1
Lyons, Jameial	1
Vanover, Amin	1
Washington II, Elliot	1
Wilson, Jake	1
TOTAL	121

PASSING TACKLES

Reed, Jaylen	7
Ellis, Keaton	5
King, Kalen	5
Miller, Cam	5
Wheatley, Zakee	5
Dixon, Johnny	4
Elsdon, Tyler	3
Jacobs, Curtis	3
DeLuca, Dominic	2
Hardy, Daequan	2
King, Kobe	2
Rojas, Tony	2
Washington II, Elliot	2
Dennis-Sutton, Dani	1
Durant, Zane	1
Ellies, Dvon	1
Fisher, Zuriah	1
Isaac, Adisa	1
Tracy, Zion	1
Wylie, Keon	1
TOTAL	55

SPECIAL TEAMS TACKLES

	Total	KO	Punt
DeLuca, Dominic	2	1	1
Washington II, Elliot	2	1	1
Dinkins, Kolin	1	1	-
Duzansky, Tyler	1	-	1
Elsdon, Tyler	1	-	1
McClain, Malik	1	1	-
Miller, Cam	1	1	-
Rojas, Tony	1	1	-
Tracy, Zion	1	1	-
TOTALS	11	7	4

INDIVIDUAL GAME-BY-GAME

ALL-PURPOSE

Player	g	rush	rcv	pr	kr	ir	total	avg/g
Nicholas Singleton	4	203	72	0	99	0	374	93.5
Kaytron Allen	4	280	32	0	0	0	312	78.0
KeAndre Lambert-Smith	4	0	286	0	0	0	286	71.5
Beau Pribula	4	166	0	0	0	0	166	41.5
Trey Potts	4	84	16	0	0	0	100	25.0
Harrison Wallace III	4	0	98	0	0	0	98	24.5
Tyler Warren	4	0	90	0	0	0	90	22.5
Theo Johnson	4	0	88	0	0	0	88	22.0
Dante Cephas	4	0	82	0	0	0	82	20.5
Liam Clifford	4	0	77	0	0	0	77	19.3
Drew Allar	4	74	0	0	0	0	74	18.5
Malik McClain	4	0	71	0	0	0	71	17.8
Kaden Saunders	4	0	19	41	0	0	60	15.0
Tank Smith	1	29	0	0	0	0	29	29.0
Dominic DeLuca	4	0	0	0	0	26	26	6.5
Johnny Dixon	4	0	0	0	0	21	21	5.3
Abdul Carter	4	0	0	0	0	18	18	4.5
Khalil Dinkins	4	0	9	0	0	0	9	2.3
Cristian Driver	2	0	8	0	0	0	8	4.0
Malick Meiga	1	0	7	0	0	0	7	7.0
Tyler Holzworth	1	4	0	0	0	0	4	4.0
Omari Evans	4	0	4	0	0	0	4	1.0
Total	4	840	959	41	99	65	2004	501.0
Opponents	4	326	552	51	68	0	997	249.3

GAME LEADERS

Opponent	Rushing Attempts	Rushing Yards	Receptions	Receiving Yards	All-Purpose Yards	Tackles
West Virginia	Singleton - 13	Singleton - 71	Wallace III - 7	Lambert-Smith - 123	Lambert-Smith - 123	Jacobs - 10
Delaware	Allen - 19	Allen - 103	Lambert-Smith/Warren - 6	Lambert-Smith - 74	Allen - 103	Carter/Durant - 4
at Illinois	Allen - 13	Allen - 54	Three players - 3	Singleton - 49	Singleton - 140	DeLuca/Wheatley - 6
Iowa	Allen - 21	Allen - 72	Lambert-Smith - 8	Lambert-Smith - 66	Allen - 80	Carter/Jacobs - 3
at Northwestern	-	-	-	-	-	-
UMass	-	-	-	-	-	-
at Ohio State	-	-	-	-	-	-
Indiana	-	-	-	-	-	-
at Maryland	-	-	-	-	-	-
Michigan	-	-	-	-	-	-
Rutgers	-	-	-	-	-	-
at Michigan State	-	-	-	-	-	-

62 2023 PENN STATE FOOTBALL**INDIVIDUAL GAME-BY-GAME****TACKLES**

Player	S-A	Total	WVU	UD	Illini	Iowa
Curtis Jacobs	11-4	15	7-3	-	2-0	2-1
Jaylen Reed	9-3	12	3-1	2-0	3-1	1-1
Zakee Wheatley	8-4	12	4-0	-	2-4	2-0
Kobe King	7-3	10	2-3	-	4-0	1-0
Abdul Carter	6-4	10	1-0	3-1	1-1	1-2
Dominic DeLuca	4-5	9	1-0	-	1-5	2-0
Kalen King	4-5	9	1-3	-	3-1	0-1
Cam Miller	7-1	8	4-0	1-0	2-1	-
Kevin Winston	5-3	8	2-1	0-1	2-1	1-0
Demeioun Robinson	5-2	7	2-0	1-0	1-1	1-1
Adisa Isaac	4-3	7	2-0	-	1-3	1-0
Zane Durant	4-3	7	1-1	2-2	1-0	-
Keaton Ellis	6-0	6	3-0	2-0	1-0	-
Johnny Dixon	6-0	6	3-0	-	2-0	1-0
Tony Rojas	3-3	6	1-1	2-0	0-2	-
Elliot Washington II	2-3	5	1-0	1-1	0-2	-
Keon Wylie	2-3	5	0-1	-	2-2	DNP
Zuriah Fisher	2-3	5	0-2	1-0	1-1	-
Tyler Elsdon	4-0	4	1-0	-	3-0	-
Zion Tracy	3-1	4	1-1	1-0	1-0	-
Dani Dennis-Sutton	2-2	4	-	0-1	1-1	1-0
Jordan van den Berg	2-2	4	2-0	-	0-1	0-1
Dvon Ellies	2-2	4	2-2	-	-	-
Coziah Izzard	3-0	3	DNP	DNP	2-0	1-0
Hakeem Beamon	1-2	3	0-1	0-1	1-0	-
Audavion Collins	2-0	2	DNP	2-0	DNP	DNP
King Mack	1-1	2	-	1-1	-	-
Daequan Hardy	0-2	2	DNP	DNP	0-1	0-1
Malik McClain	1-0	1	-	-	1-0	-
Amin Vanover	1-0	1	DNP	DNP	-	1-0
Jameial Lyons	1-0	1	-	1-0	DNP	DNP
Kolin Dinkins	1-0	1	1-0	-	-	-
Tyler Duzansky	1-0	1	-	-	1-0	-
Kaveion Keys	1-0	1	DNP	1-0	DNP	DNP
Mehki Flowers	0-1	1	DNP	0-1	DNP	-
Jake Wilson	0-1	1	-	0-1	-	-

INDIVIDUAL GAME-BY-GAME

TACKLES FOR LOSS

Player	UA-A	Total	WVU	UD	Illini	Iowa
Dominic DeLuca	3-0	3.0	1.0-5	-	1.0-3	1.0-1
Demeioun Robinson	3-0	3.0	1.0-2	-	1.0-2	1.0-6
Adisa Isaac	2-2	3.0	1.0-2	-	1.0-5	1.0-9
Curtis Jacobs	2-0	2.0	1.0-1	-	-	1.0-1
Coziah Izzard	2-0	2.0	DNP	DNP	2.0-5	-
Zane Durant	1-1	1.5	-	1.5-9	-	-
Zuriah Fisher	1-1	1.5	-	1.0-5	0.5-5	-
Jaylen Reed	1-0	1.0	-	1.0-7	-	-
Cam Miller	1-0	1.0	1.0-1	-	-	-
Abdul Carter	1-0	1.0	1.0-11	-	-	-
Tony Rojas	1-0	1.0	-	1.0-3	-	-
Amin Vanover	1-0	1.0	DNP	DNP	-	1.0-7
Jameial Lyons	1-0	1.0	-	1.0-4	DNP	DNP
Audavion Collins	1-0	1.0	DNP	1.0-1	DNP	DNP
Kobe King	1-0	1.0	-	-	1.0-3	-
Dani Dennis-Sutton	0-2	1.0	-	0.5-0	0.5-0	-

SACKS

Player	UA-A	Total	WVU	UD	Illini	Iowa
Coziah Izzard	2-0	2	DNP	DNP	2-5	-
Adisa Isaac	1-1	1.5	-	-	0.5-4	1-9
Zuriah Fisher	1-1	1.5	-	1-5	0.5-5	-
Dominic DeLuca	1-0	1	1-5	-	-	-
Jaylen Reed	1-0	1	-	1-7	-	-
Abdul Carter	1-0	1	1-11	-	-	-
Amin Vanover	1-0	1	DNP	DNP	-	1-7
Jameial Lyons	1-0	1	-	1-4	DNP	DNP
Curtis Jacobs	1-0	1	1-1	-	-	-
Zane Durant	1-0	1	-	1-8	-	-
Demeioun Robinson	1-0	1	-	-	-	1-6

64 2023 PENN STATE FOOTBALL

TURNOVERS BY GAME

PENN STATE: 11 GAINED

TYPE	QTR	PLAYER	PLAYS/ YDS	1st DOWNS	RESULT
WEST VIRGINIA (0)					
-	-	-	-	-	-
DELAWARE (2)					
FUM	3	Winston (forced by Ellis)	5/31	1	TD
INT	3	DeLuca (26-yd return for touchdown)*	-/26	-	TD
ILLINOIS (5)					
FUM	1	King, Kobe (forced by DeLuca)	9/40	2	FG
INT	1	Carter, Abdul (18-yd return)	4/-6	0	FG
INT	1	Hardy, Daequan	12/57	4	TD
INT	3	Dixon, Johnny (21-yd return)	3/4	0	PUNT
INT	3	Miller, Cam	3/30	1	TD
IOWA (4)					
FUM	1	Jacobs, Curtis (forced by Dennis-Sutton)	17/53	4	FG
FUM	2	Jacobs, Curtis (muffed punt by Deasfermandes)	10/39	2	TD
FUM	3	Isaac, Adisa (forced by Robinson)	8/19	2	TD
FUM	4	Fisher, Zuriah (forced by Vanover)	5/16	1	GAME END

OPPONENT: 0 GAINED

TYPE	QTR	PLAYER	PLAYS/ YDS	1st DOWNS	RESULT
WEST VIRGINIA (0)					
-	-	-	-	-	-
DELAWARE (0)					
-	-	-	-	-	-
ILLINOIS (0)					
-	-	-	-	-	-
IOWA (0)					
-	-	-	-	-	-

TURNOVERS BY PLAYER

FUMBLES

Player	No-Lost	WVU	UD	Illini	Iowa
Kaden Saunders	1-0	-	-	-	1-0
Beau Pribula	1-0	-	-	1-0	-
Kaytron Allen	1-0	-	1-0	-	-

FORCED FUMBLES

Player	Number	WVU	UD	Illini	Iowa
Dominic DeLuca	2	-	-	1	1
Keaton Ellis	1	-	1	-	-
Amin Vanover	1	DNP	DNP	-	1
Dani Dennis-Sutton	1	-	-	-	1
Demeioun Robinson	1	-	-	-	1

FUMBLES RECOVERED

Player	Number	WVU	UD	Illini	Iowa
Curtis Jacobs	2	-	-	-	2
Adisa Isaac	1	-	-	-	1
Kevin Winston	1	-	1	-	-
Zuriah Fisher	1	-	-	-	1
Kobe King	1	-	-	1	-

INTERCEPTIONS

Player	Total	WVU	DEL	at ILL	IOWA	at NU	UMass	at OSU	IND	at UMD	MICH	RU	at MSU
Abdul Carter	1	-	-	1	-	-	-	-	-	-	-	-	-
Dominic DeLuca	1	-	1	-	-	-	-	-	-	-	-	-	-
Johnny Dixon	1	-	-	1	-	-	-	-	-	-	-	-	-
Daequan Hardy	1	-	-	1	-	-	-	-	-	-	-	-	-
Cam Miller	1	-	-	1	-	-	-	-	-	-	-	-	-

INTERCEPTIONS THROWN

Player	Total	WVU	DEL	at ILL	IOWA	at NU	UMass	at OSU	IND	at UMD	MICH	RU	at MSU
-	0	0	0	0	0	-	-	-	-	-	-	-	-

SCORING BREAKDOWN

PENN STATE DRIVES

Totals: 26 scoring drives (21 TD, 5 FG)

Special Teams/Defensive Touchdowns:

1 INT (Delaware - returned for a touchdown)

LONGEST DRIVES BY:

Plays:	17	Iowa (9/23)
	15	Iowa (9/23)
Yards:	94	West Virginia (9/2)
	81	West Virginia (9/2)
Time:	7:28	Iowa (9/23)
	6:40	Iowa (9/23)

OPPONENT DRIVES

Totals: 5 scoring drives (5 TD)

Special Teams/Defensive Touchdowns:

LONGEST DRIVES BY:

Plays:	10	West Virginia
	9	West Virginia (9/2)
Yards:	75	2x, Last vs. Delaware (9/9)
	69	West Virginia (9/2)
Time:	5:42	West Virginia (9/2)
	4:31	West Virginia (9/2)

66 2023 PENN STATE FOOTBALL

LONG PLAY BREAKDOWN

BY YARDAGE

OFFENSE (9)

Yards	Type	Player(s)	Opponent
72*	Pass	Lambert-Smith, KeAndre from Allar, Drew	West Virginia
33	Pass	Clifford, Liam from Allar, Drew	at Illinois
30	Pass	Lambert-Smith, KeAndre from Allar, Drew	West Virginia
26	Pass	Cephas, Dante from Allar, Drew	Delaware
25*	Pass	McClain, Malik from Allar, Drew	West Virginia
22	Pass	McClain, Malik from Allar, Drew	West Virginia
22	Pass	Cephas, Dante from Allar, Drew	West Virginia
21	Run	Pribula, Beau	at Illinois
20	Run	Potts, Trey	Delaware

DEFENSE (2)

Yards	Type	Player(s)	Opponent
26*	INT	DeLuca, Dominic	Delaware
21	INT	Dixon, Johnny	at Illinois

SPECIAL TEAMS (3)

Yards	Type	Player(s)	Opponent
31	KR	Singleton, Nicholas	at Illinois
26	KR	Singleton, Nicholas	Delaware
23	KR	Singleton, Nicholas	at Illinois

* - touchdown scored on play

LONG PLAY BREAKDOWN

LONG PLAYS BY THE NUMBERS

BY YARDAGE

Yards	No.	TD
100+	0	0
90-99	0	0
80-89	0	0
70-79	1	1
60-69	0	0
50-59	0	0
40-49	0	0
30-39	3	0
20-29	10	2

BY TYPE

Type	No.	TD
Rushing	2	0
Passing	7	2
Punt returns	0	0
Kick returns	3	0
Interceptions	2	1
Fumble returns	0	0
Other	0	0
TOTAL	14	3

PENN STATE (14 PLAYS)

Play	#	Long	Play	Opponent
Passing	7	72*	Lambert-Smith, KeAndre from Allar, Drew	West Virginia
Rushing	2	21	Pribula, Beau	at Illinois
INT	2	26*	DeLuca, Dominic	Delaware
KR	3	31	Singleton, Nicholas	at Illinois

OPPONENTS (12 PLAYS)

Play	#	Long	Play	Opponent
Passing	9	37	Wilcher, Kenari from Paddock, John	at Illinois
Rushing	2	66*	Yarns, Marcus	Delaware
KR	1	20	Bishop Jr., Beanie	West Virginia

* - touchdown scored on play

20+ YARD PLAYS BY PLAYER

Player	No.	TD	R	P	KR	PR	IR	FR
Cephas, Dante	2	-	-	2	-	-	-	-
Clifford, Liam	1	-	-	1	-	-	-	-
DeLuca, Dominic	1	1	-	-	-	-	1	-
Dixon, Johnny	1	-	-	-	-	-	1	-
Lambert-Smith, KeAndre	2	1	-	2	-	-	-	-
McClain, Malik	2	1	-	2	-	-	-	-
Potts, Trey	1	-	1	-	-	-	-	-
Pribula, Beau	1	-	1	-	-	-	-	-
Singleton, Nicholas	3	-	-	-	3	-	-	-
TOTAL	14	3	2	7	3	-	2	-

LONGEST PLAYS OF THE YEAR

Rushing

21 Pribula, Beau at Illinois (9/16)

Rushing Touchdown

16* Singleton, Nicholas at Illinois (9/16)

Passing

72* Lambert-Smith, KeAndre from Allar, Drew West Virginia (9/2)

Passing Touchdown

72* Lambert-Smith, KeAndre from Allar, Drew West Virginia (9/2)

Kick Return

31 Singleton, Nicholas at Illinois (9/16)

Punt Return

19 Saunders, Kaden at Illinois (9/16)

Interception Return

-26* DeLuca, Dominic Delaware (9/9)

Fumble Return

1 Winston, K.J. (forced by Ellis, Keaton) Delaware (9/9)

Punt

47 Thompson, Riley Delaware (9/9)

Field Goal

46 Felkins, Alex Iowa, (9/23)

* - touchdown scored on play

68 2023 PENN STATE FOOTBALL

OFFENSIVE STARTERS

OPPONENT	LT	LG	C	RG	RT	TE	QB	RB	WR	WR	WR
West Virginia	Fashanu	Nelson	Nourzad	Wormley	C. Wallace	Johnson	Allar	Singleton	Lambert-Smith	Wallace III	Warren (TE)
Delaware	Fashanu	Ioane	Nourzad	Wormley	C. Wallace	Johnson	Allar	Allen	Lambert-Smith	Wallace III	Clifford
at Illinois	Fashanu	Nelson	Nourzad	Wormley	C. Wallace	Johnson	Allar	Singleton	Lambert-Smith	McClain	Warren (TE)
Iowa	Fashanu	Nelson	Nourzad	Wormley	C. Wallace	Johnson	Allar	Allen	Lambert-Smith	Cephas	Warren (TE)
at Northwestern	-	-	-	-	-	-	-	-	-	-	-
UMass	-	-	-	-	-	-	-	-	-	-	-
at Ohio State	-	-	-	-	-	-	-	-	-	-	-
Indiana	-	-	-	-	-	-	-	-	-	-	-
at Maryland	-	-	-	-	-	-	-	-	-	-	-
Michigan	-	-	-	-	-	-	-	-	-	-	-
Rutgers	-	-	-	-	-	-	-	-	-	-	-
at Michigan State	-	-	-	-	-	-	-	-	-	-	-

DEFENSIVE STARTERS

OPPONENT	DE	DT	DT	DE	LB	LB	LB	CB	S	S	CB
West Virginia	Isaac	Beamon	Durant	C. Robinson	Carter	Jacobs	King, Kobe	King, Kalen	Reed	Winston	Dixon
Delaware	Isaac	Beamon	Ellies	C. Robinson	Carter	Jacobs	King, Kobe	King, Kalen	Reed	Winston	Dixon
at Illinois	Isaac	Beamon	Durant	C. Robinson	Carter	Jacobs	King, Kobe	King, Kalen	Reed	Winston	Dixon
Iowa	Isaac	Beamon	Durant	C. Robinson	Carter	Jacobs	King, Kobe	King, Kalen	Reed	Winston	Dixon
at Northwestern	-	-	-	-	-	-	-	-	-	-	-
UMass	-	-	-	-	-	-	-	-	-	-	-
at Ohio State	-	-	-	-	-	-	-	-	-	-	-
Indiana	-	-	-	-	-	-	-	-	-	-	-
at Maryland	-	-	-	-	-	-	-	-	-	-	-
Michigan	-	-	-	-	-	-	-	-	-	-	-
Rutgers	-	-	-	-	-	-	-	-	-	-	-
at Michigan State	-	-	-	-	-	-	-	-	-	-	-

CAREER STARTS

Player	'19	'20	'21	'22	'23	Total
Nourzad, Hunter (OL)	-	10+	10+	7	4	31
Wallace, Caedan (OL)	-	7	13	7	4	31
Lambert-Smith, KeAndre (WR)	-	5	13	7	4	29
Jacobs, Curtis (LB)	-	-	11	11	4	26
Cephas, Dante (WR)	-	-	13@	8@	1	22
Ellis, Keaton (S)	1	5	1	12	-	19
Johnson, Theo (TE)	-	1	6	8	4	19
Dixon, Johnny (CB)	1*	8*	-	5	4	18
Isaac, Adisa (DE)	-	-	-	12	4	16
Wormley, Sal (OL)	-	-	-	12	4	16
Beamon, Hakeem (DT)	-	-	-	11	4	15
King, Kalen (CB)	-	-	1	9	4	14
Fashanu, Olumuyiwa (OL)	-	-	1	8	4	13
McClain, Malik (WR)	-	-	9#	3#	1	13
Elsdon, Tyler (LB)	-	-	-	12	-	12
Carter, Abdul (LB)	-	-	-	6	4	10
Singleton, Nicholas (RB)	-	-	-	7	2	9
Izzard, Coziah (DT)	-	-	7	-	-	7
Warren, Tyler (TE)	-	-	-	3	3	6
Allen, Kaytron	-	-	-	3	2	5

Player	'19	'20	'21	'22	'23	Total
Potts, Trey (RB)	-	-	4!	1!	-	5
Robinson, Chop (DE)	-	-	1^	-	4	5
Allar, Drew (QB)	-	-	-	-	4	4
King, Kobe (LB)	-	-	-	-	4	4
Reed, Jaylen (S)	-	-	-	-	4	4
Shelton, Drew (OL)	-	-	-	4	-	4
Winston, Kevin (S)	-	-	-	-	4	4
Durant, Zane (DT)	-	-	-	-	3	3
Nelson, JB (OL)	-	-	-	-	3	3
Ellies, Dvon (DT)	-	-	1	-	1	2
Wallace III, Harrison (WR)	-	-	-	-	2	2
Clifford, Liam (WR)	-	-	-	-	1	1
Hardy, Daequan (CB)	-	-	1	-	-	1
Ioane, Vega (OL)	-	-	-	-	1	1
Vilbert, Smith (DE)	-	-	1	-	-	1

* Starts at South Carolina

+ Starts at Cornell

^ Starts at Maryland

Starts at Florida State

@ Starts at Kent State

! Starts at Minnesota

PARTICIPATION CHART

	GP/GS	WVU	UDEL	at III	IOWA	at NU	UMASS	at OSU	IND	at UMD	MICH	RU	at MSU
0	Dominic DeLuca	4/0	XXX	XXX	XXX	XXX	-	-	-	-	-	-	-
1	Jaylen Reed	4/4	START	START	START	START	-	-	-	-	-	-	-
1	KeAndre Lambert-Smith	4/4	START	START	START	START	-	-	-	-	-	-	-
2	Liam Clifford	4/1	XXX	START	XXX	XXX	-	-	-	-	-	-	-
2	Keaton Ellis	4/0	XXX	XXX	XXX	XXX	-	-	-	-	-	-	-
3	Dante Cephas	4/1	XXX	XXX	XXX	START	-	-	-	-	-	-	-
3	Johnny Dixon	4/4	START	START	START	START	-	-	-	-	-	-	-
4	Kalen King	4/4	START	START	START	START	-	-	-	-	-	-	-
4	Malick Meiga	1/0	XXX	-	-	-	-	-	-	-	-	-	-
5	Cam Miller	4/0	XXX	XXX	XXX	XXX	-	-	-	-	-	-	-
5	Omari Evans	4/0	-	XXX	XXX	XXX	-	-	-	-	-	-	-
6	Zakee Wheatley	4/0	XXX	XXX	XXX	XXX	-	-	-	-	-	-	-
6	Harrison Wallace III	4/2	START	START	XXX	XXX	-	-	-	-	-	-	-
7	Kaden Saunders	4/0	XXX	XXX	XXX	XXX	-	-	-	-	-	-	-
8	DaKaari Nelson	1/0	-	XXX	-	-	-	-	-	-	-	-	-
9	King Mack	4/0	XXX	XXX	XXX	XXX	-	-	-	-	-	-	-
9	Beau Pribula	4/0	XXX	XXX	XXX	XXX	-	-	-	-	-	-	-
10	Mehki Flowers	2/0	-	XXX	-	XXX	-	-	-	-	-	-	-
10	Nicholas Singleton	4/2	START	XXX	START	XXX	-	-	-	-	-	-	-
11	Abdul Carter	4/4	START	START	START	START	-	-	-	-	-	-	-
11	Malik McClain	4/1	XXX	XXX	START	XXX	-	-	-	-	-	-	-
12	Anthony Ivey	1/0	XXX	-	-	-	-	-	-	-	-	-	-
12	Zion Tracy	4/0	XXX	XXX	XXX	XXX	-	-	-	-	-	-	-
13	Kaytron Allen	4/2	XXX	START	XXX	XXX	-	-	-	-	-	-	-
13	Tony Rojas	4/0	XXX	XXX	XXX	XXX	-	-	-	-	-	-	-
14	Tyrece Mills	2/0	XXX	XXX	-	-	-	-	-	-	-	-	-
14	Jaxon Smolik	1/0	-	XXX	-	-	-	-	-	-	-	-	-
15	Drew Allar	4/4	START	START	START	START	-	-	-	-	-	-	-
15	Amin Vanover	2/0	-	-	XXX	XXX	-	-	-	-	-	-	-
16	Khalil Dinkins	4/0	XXX	XXX	XXX	XXX	-	-	-	-	-	-	-
16	Elliot Washington II	4/0	XXX	XXX	XXX	XXX	-	-	-	-	-	-	-
17	Mason Stahl	2/0	-	XXX	XXX	-	-	-	-	-	-	-	-
18	Davon Townley	1/0	-	XXX	-	-	-	-	-	-	-	-	-
19	Jameial Lyons	2/0	XXX	XXX	-	-	-	-	-	-	-	-	-
20	Adisa Isaac	4/4	START	START	START	START	-	-	-	-	-	-	-
21	Kevin Winston Jr.	4/4	START	START	START	START	-	-	-	-	-	-	-
23	Curtis Jacobs	4/4	START	START	START	START	-	-	-	-	-	-	-
23	Trey Potts	4/0	XXX	XXX	XXX	XXX	-	-	-	-	-	-	-
24	Ta'Mere Robinson	1/0	-	XXX	-	-	-	-	-	-	-	-	-
25	Daeguan Hardy	2/0	-	-	XXX	XXX	-	-	-	-	-	-	-
27	Lamont Payne Jr.	1/0	-	XXX	-	-	-	-	-	-	-	-	-
28	Zane Durant	4/3	START	XXX	START	START	-	-	-	-	-	-	-
29	Audavion Collins	2/0	XXX	XXX	-	-	-	-	-	-	-	-	-
31	Kolin Dinkins	4/0	XXX	XXX	XXX	XXX	-	-	-	-	-	-	-
32	Keon Wylie	4/0	XXX	XXX	XXX	XXX	-	-	-	-	-	-	-
33	Dani Dennis-Sutton	4/0	XXX	XXX	XXX	XXX	-	-	-	-	-	-	-
34	Tyler Holzworth	2/0	XXX	XXX	-	-	-	-	-	-	-	-	-
36	Zuriah Fisher	4/0	XXX	XXX	XXX	XXX	-	-	-	-	-	-	-
38	Tank Smith	1/0	-	XXX	-	-	-	-	-	-	-	-	-
39	Ty Blanding	1/0	-	XXX	-	-	-	-	-	-	-	-	-
41	Kobe King	4/4	START	START	START	START	-	-	-	-	-	-	-
43	Tyler Elsdon	4/0	XXX	XXX	XXX	XXX	-	-	-	-	-	-	-
44	Tyler Warren	4/3	START	XXX	START	START	-	-	-	-	-	-	-
44	Chop Robinson	4/4	START	START	START	START	-	-	-	-	-	-	-
48	Tyler Duzansky	4/0	XXX	XXX	XXX	XXX	-	-	-	-	-	-	-
48	Kaveion Keys	1/0	-	XXX	-	-	-	-	-	-	-	-	-
51	Hakeem Beamon	4/4	START	START	START	START	-	-	-	-	-	-	-
52	Dominic Rulli	4/0	XXX	XXX	XXX	XXX	-	-	-	-	-	-	-
52	Jordan van den Berg	4/0	XXX	XXX	XXX	XXX	-	-	-	-	-	-	-
53	Nick Dawkins	4/0	XXX	XXX	XXX	XXX	-	-	-	-	-	-	-
53	Chimdy Onoh	1/0	-	XXX	-	-	-	-	-	-	-	-	-
56	JB Nelson	4/3	START	XXX	START	START	-	-	-	-	-	-	-
58	Kaleb Artis	4/0	XXX	XXX	XXX	XXX	-	-	-	-	-	-	-
64	Hunter Nourzad	4/4	START	START	START	START	-	-	-	-	-	-	-
66	Drew Shelton	4/0	XXX	XXX	XXX	XXX	-	-	-	-	-	-	-
68	Anthony Donkoh	2/0	-	XXX	-	XXX	-	-	-	-	-	-	-
70	J'ven Williams	2/0	-	XXX	-	XXX	-	-	-	-	-	-	-
71	Vega Ioane	4/1	XXX	START	XXX	XXX	-	-	-	-	-	-	-
73	Caedan Wallace	4/4	START	START	START	START	-	-	-	-	-	-	-
74	Olumuyiwa Fashanu	4/4	START	START	START	START	-	-	-	-	-	-	-
77	Sal Wormley	4/4	START	START	START	START	-	-	-	-	-	-	-
78	Golden Israel-Achumba	4/0	XXX	XXX	XXX	XXX	-	-	-	-	-	-	-
80	Cristian Driver	2/0	-	XXX	XXX	-	-	-	-	-	-	-	-
81	Jan Mahlert	1/0	-	XXX	-	-	-	-	-	-	-	-	-
84	Theo Johnson	4/4	START	START	START	START	-	-	-	-	-	-	-
86	Jason Estrella	1/0	-	XXX	-	-	-	-	-	-	-	-	-
87	Andrew Rapplelea	1/0	-	XXX	-	-	-	-	-	-	-	-	-
88	Jerry Cross	3/0	-	XXX	XXX	XXX	-	-	-	-	-	-	-
91	Dvon Ellies	4/1	XXX	START	XXX	XXX	-	-	-	-	-	-	-
91	Alex Felkins	4/0	XXX	XXX	XXX	XXX	-	-	-	-	-	-	-
93	Sander Sahaydak	2/0	XXX	XXX	-	-	-	-	-	-	-	-	-
94	Jake Wilson	4/0	XXX	XXX	XXX	XXX	-	-	-	-	-	-	-
95	Riley Thompson	4/0	XXX	XXX	XXX	XXX	-	-	-	-	-	-	-
99	Coziah Izzard	2/0	-	-	XXX	XXX	-	-	-	-	-	-	-
99	Gabe Nwosu	4/0	XXX	XXX	XXX	XXX	-	-	-	-	-	-	-

PENN STATE

100+ Yards Rushing: 103, Kaytron Allen vs. Delaware, 2023
 150+ Yards Rushing: 202, Journey Brown vs. Memphis, 2019 ~
 200+ Yards Rushing: 202, Journey Brown vs. Memphis, 2019 ~
 300+ Yards Rushing: 327, Larry Johnson at Indiana, 2002
 30-34 Rushing Attempts: 33, Saquon Barkley at Indiana, 2016
 35+ Rushing Attempts: 35, Zach Zwinak vs. Nebraska, 2013
 Three Touchdowns Rushing: Nicholas Singleton vs. Delaware, 2023
 Four Touchdowns Rushing: Saquon Barkley at Pittsburgh, 2016
 Five Touchdowns Rushing: Ki-Jana Carter vs. Michigan State, 1994
 60+ Yard Run: 87, Nicholas Singleton vs. Utah, 2022^
 70+ Yard Run: 87, Nicholas Singleton vs. Utah, 2022^
 80+ Yard Run: 87, Nicholas Singleton vs. Utah, 2022^
 90+ Yard Run: 92, Saquon Barkley vs. Washington, 2017 @
 Two Players Rush For 100 Yards: Will Levis (108) & Journey Brown (103) vs. Rutgers, 2019
 QB/RB Rush For 100 Yards: Will Levis (108) & Journey Brown (103) vs. Rutgers, 2019
 Four Rushing TD in One Quarter: vs. UMass, (2nd; Belton [2], Zwinak [2]) 2014
 300+ Yards Passing: 325, Drew Allar vs. West Virginia, 2023
 350+ Yards Passing: 371, Sean Clifford vs. Ohio State, 2022
 400+ Yards Passing: 401, Sean Clifford vs. Villanova, 2021
 20-24 Pass Completions: 22, Drew Allar vs. Delaware, 2022
 25-29 Pass Completions: 32, Sean Clifford vs. Ohio State, 2023
 30-34 Pass Completions: 32, Sean Clifford vs. Ohio State, 2022
 35+ Pass Completions: 37, Sean Clifford at Purdue, 2022
 30-39 Pass Attempts: 31, Sean Clifford vs. Minnesota, 2022
 40-49 Pass Attempts: 47, Sean Clifford vs. Ohio State, 2022
 50+ Pass Attempts: 52, Sean Clifford at Ohio State, 2021
 Four Touchdown Passes: Drew Allar vs. Iowa, 2023
 Five Touchdown Passes: Rashard Casey vs. Louisiana Tech, 2000
 Four Interceptions Thrown: Zack Mills at Boston College, 2004
 300+ Yards Total Offense: 326 (325 P, 1 R), Drew Allar vs. West Virginia, 2022
 350+ Yards Total Offense: 361 (371 P, -10 R), Sean Clifford vs. Ohio State, 2023
 400+ Yards Total Offense: 452 (398 P, 54 R), Sean Clifford at Maryland, 2019
 450+ Yards Total Offense: 452 (398 P, 54 R), Sean Clifford at Maryland, 2019
 100+ Yards Receiving: 123, KeAndre Lambert-Smith vs. West Virginia, 2023
 150+ Yards Receiving: 179, Parker Washington vs. Ohio State, 2022
 200+ Yards Receiving: 242, Jahan Dotson at Maryland, 2021
 Two Players w/ 100 Yards Receiving: Jahan Dotson (127) & Parker Washington (108) at Ohio State, 2021
 Two Players w/ 150 Yards Receiving: Geno Lewis (173) & DaeSean Hamilton (165) vs. UCF, 2014 #
 Back-to-Back 100 Yard Receiving Games: KeAndre Lambert-Smith, (124 vs. Utah^; 123 vs. WVU), 2022-23
 Three Straight 100-Yard Receiving Games: Jahan Dotson, (108 vs. MSU; 189 at Illinois; 102 at Wisconsin), 2020-21
 10+ Receptions: 11, Parker Washington vs. Ohio State, 2022
 50+ Yard Reception: 72, KeAndre Lambert-Smith vs. West Virginia, 2023
 60+ Yard Reception: 72, KeAndre Lambert-Smith vs. West Virginia, 2023
 70+ Yard Reception: 72, KeAndre Lambert-Smith vs. West Virginia, 2023
 80+ Yard Reception: 88, KeAndre Lambert-Smith vs. Utah, 2022 ^
 Three Touchdowns Receiving: Jahan Dotson at Maryland, 2021
 Four Touchdowns Receiving: Bobby Engram vs. Minnesota, 1993
 150+ All-Purpose Yards: 167 (62 Rush, 5 Rec, 100 KR), Nicholas Singleton at Rutgers, 2022
 200+ All-Purpose Yards: 219 (179 Rush, 40 KR), Nicholas Singleton vs. Ohio, 2022
 250+ All-Purpose Yards: 254 (242 Rec, 12 PR), Jahan Dotson at Maryland, 2021
 300+ All-Purpose Yards: 358 (211 Rush, 94 Rec, 53 KR), Saquon Barkley at Iowa, 2017 (SR)
 Five Touchdowns Scored: 5 (4 rushing, 1 receiving), Saquon Barkley at Pittsburgh, 2016
 Kickoff Return For Touchdown: 100, Nicholas Singleton at Rutgers, 2022
 Rushing, Receiving & Kickoff Return TD in a game: Derrick Williams vs. Illinois, 2008
 100-Yard Kickoff Return: 100, Nicholas Singleton at Rutgers, 2022
 Punt Return For Touchdown: 81, Jahan Dotson vs. Michigan State, 2020
 80-Yard Punt Return: 81, Jahan Dotson vs. Michigan State, 2020
 Zero Punts in a Game: Purdue, 2013
 Multiple Interceptions: 2, Ji'Ayir Brown vs. Arkansas, 2022 \$
 90-Yard Interception Return: 99, Michael Mauti at Illinois, 2012
 Interception Return For Touchdown: 26, Dominic DeLuca vs. Delaware, 2023
 Five Interceptions in a Game (Team): at Rutgers, 2014
 Multiple Forced Fumbles: 3, Lamont Wade, at Ohio State, 2019
 Multiple Fumble Recoveries: 2, Curtis Jacobs, vs. Iowa, 2023
 Fumble Return For Touchdown (Defense): (2); 14 yards, Kobe King; 70 yards, Ji'Ayir Brown at Rutgers, 2022
 Fumble Return For Touchdown (Special Teams): 14 yds, Nick Scott (forced by Irvin Charles) vs. Indiana, 2017
 Blocked Field Goal: Arnold Ebiketie vs. Indiana, 2021
 Blocked Field Goal For Touchdown: 60 yards, Grant Haley (Marcus Allen block) vs. Ohio State, 2016
 Blocked Extra Point: Parker Cothren at Northwestern, 2015
 Blocked Punt: Dominic DeLuca vs. Minnesota, 2022
 Two Blocked Punts: Jonathan Sutherland vs. Idaho, 2019
 Blocked Punt For Touchdown: 0 yards, Michael Yancich (Mike Hull block) vs. Ohio State, 2012
 Safety: Team (Fumble recovered in end zone), vs. Ohio, 2022
 Two-Point Conversion Attempt: Sean Clifford to Parker Washington (pass failed) vs. Central Michigan, 2022
 Two-Point Conversion: Sean Clifford to Jahan Dotson vs. Michigan, 2021
 50-Yard Field Goal: 50, Jake Pinegar vs. Maryland, 2022
 Four Field Goals: Tyler Davis at Rutgers, 2016
 Five Field Goals: Collin Wagner vs. Temple, 2010

OPPONENT

100+ Yards Rushing: 102, Mohamed Ibrahim, Minnesota, 2022
 150+ Yards Rushing: (177) Donovan Edwards/(172) Blake Corum, Michigan, 2022
 200+ Yards Rushing: 223, Chase Brown, Illinois, 2021
 30-34 Rushing Attempts: 30, Mohammed Ibrahim, Minnesota, 2022
 35+ Rushing Attempts: 44, Mike Hart, Michigan, 2007 (OR)
 Three Touchdowns Rushing: Trevor Siemian, Northwestern, 2014
 Four Touchdowns Rushing: Montee Ball, Wisconsin, 2011
 50+ Yard Run: 66, Marcus Yarns, Delaware, 2023
 60+ Yard Run: 66, Marcus Yarns, Delaware, 2023
 70+ Yard Run: 71, Jonathan Taylor, Wisconsin, 2018
 Two Players Rush For 100 Yards: (177) Donovan Edwards/(172) Blake Corum, Michigan, 2022
 300+ Yards Passing: 354, C.J. Stroud, Ohio State, 2022
 400+ Yards Passing: 400, Brian Lewerke, Michigan State, 2017
 500+ Yards Passing: 532, Case Keenum, Houston, 2011 (OR) *
 25-29 Pass Completions: 26, C.J. Stroud, Ohio State, 2022
 30-34 Pass Completions: 30, Aidan O'Connell, at Purdue, 2022
 45+ Pass Completions: 45, Case Keenum, Houston, 2011 (OR) *
 30-39 Pass Attempts: 43, Payton Thorne, Michigan State, 2022
 40-49 Pass Attempts: 43, Payton Thorne, Michigan State, 2022
 50+ Pass Attempts: 57, Taulia Tagovailoa, at Maryland, 2021
 60+ Pass Attempts: 60, Aidan O'Connell, at Purdue, 2022
 Four Touchdown Passes: 4, Justin Fields, Ohio State, 2020
 Five Touchdown Passes: Sam Darnold, USC, 2016 ^
 Four Interceptions Thrown: Luke Altmyer, Illinois, 2023
 Five Interceptions Thrown: Gary Nova, Rutgers, 2014
 300+ Yards Total Offense: 359 (354 P, 5 R), C.J. Stroud, Ohio State, 2022
 400+ Yards Total Offense: 425 (400 P, 25 R), Brian Lewerke, Michigan State, 2017
 500+ Yards Total Offense: 542 (532 P, 10 R), Case Keenum, Houston, 2011 (OR) *
 100+ Yards Receiving: 185, Marvin Harrison Jr., Ohio State, 2022
 150+ Yards Receiving: 185, Marvin Harrison Jr., Ohio State, 2022
 200+ Yards Receiving: 228, Patrick Edwards, Houston, 2011 *
 10+ Receptions: 10, Marvin Harrison Jr., Ohio State, 2022
 50+ Yard Reception: 58, Jaxon Smith-Njigba from C.J. Stroud, Ohio State 2021
 70+ Yard Reception: 70, Akrum Wadley from Nate Stanley, Iowa, 2017
 80+ Yard Reception: 80, Dominique Barnes from Kurt Hess, Youngstown State, 2010
 90+ Yard Reception: 99, Thomas Lewis from John Paci, Indiana, 1993
 Three Touchdown Receptions: Deonta Burnett, USC, 2016 ^
 Kickoff Return For Touchdown: 100, Darrynton Evans, Appalachian State, 2018
 90-Yard Kickoff Return: 100, Darrynton Evans, Appalachian State, 2018
 100-Yard Kickoff Return: 100, Darrynton Evans, Appalachian State, 2018
 Punt Return For Touchdown: 58, Lynn Bowden Jr., Kentucky, 2018 +
 70-Yard Punt Return: 75, Venric Mark, Northwestern, 2012
 80-Yard Punt Return: 87, Willie Reid, Florida State, 2005 !
 Multiple Interceptions: 2, J.T. Tuimoloua, Ohio State, 2022
 Interception Return For Touchdown: 14, J.T. Tuimoloua, Ohio State, 2022
 Fumble Return For Touchdown: 57, Jeron Cage, Ohio State, 2021
 Blocked Punt: Dominique Dafney, Iowa, 2018
 Blocked Punt For Touchdown: 27, Larentee McCray, Florida, 2011 \$
 Blocked Field Goal: JerZahn Newton, Illinois, 2023
 Blocked Extra Point: Nick Aspey vs. Central Michigan, 2022
 Safety: 2, Team (blocked punt, snap out of the end zone on punt), Iowa, 2018
 Two Safeties: Team (blocked punt, snap out of the end zone on punt), Iowa, 2018
 Defensive Extra Point: 99, D.J. Johnson, Iowa, 2002
 50-Yard Field Goal: 51, Jack Stone, Michigan State, 2022
 Four Field Goals: Noah Ruggles, Ohio State, 2021

- Croke Park Classic (Dublin, Ireland) | ! - Orange Bowl | \$ - Outback Bowl | ^ - Rose Bowl | * - TicketCity Bowl
 @ - PlayStation Fiesta Bowl | + - VRBO Citrus Bowl | ~ Goodyear Cotton Bowl

(SR) - School Record | (OR) - Opponent Record

(2); 14 yards, Kobe King (forced by Marquis Wilson); 70 yards, Ji'Ayir Brown (forced by Curtis Jacobs) at Rutgers, 2022