



MOUNTAINEER FOOTBALL

WVUSPORTS.COM

PO BOX 877 // MORGANTOWN, WV 26507-0877 // 304.293.2821 PHONE

ZACH FRAZIER



WEST VIRGINIA MOUNTAINEERS

2022 Record: 5-7, 3-6 Big 12
Head Coach: Neal Brown
Alma Mater:.....UMass ('02)
Record at WVU: 22-25 (5th)
Overall Record: 57-41 (9th)

GAME 1

DATE:
Saturday, Sept. 2, 2023

TIME: 7:30 p.m. (ET)

LOCATION: University Park, Pa.

STADIUM: Beaver Stadium (106,572)

LIVE BROADCAST:
NBC

LIVE AUDIO:
Mountaineer Sports Network by
Learfield

WVU Game Day Apps and WVUSports.com

TWITTER UPDATES:
@wvufootball

LIVE STATS:
stats.statbroadcast.com/
broadcast/?id=473342



No. 7/7 PENN STATE NITTANY LIONS

2022 Record: 11-2, 7-2 Big Ten
Head Coach: James Franklin
Alma Mater: .. East Stroudsburg ('95)
Record at PSU: 78-36 (10th)
Overall Record 102-51 (13th)

NOTING THE MOUNTAINEERS

- The 2023 season marks West Virginia's 131st season of football. The Mountaineers are the 15th winningest program in college football
- The 2023 year marks the 44th season of competition for West Virginia at Milan Puskar Stadium. WVU has a 192-75-4 (.716) all-time mark at the facility, which opened in 1980
- West Virginia is opening the 2023 season on the road at Penn State on Sept. 2. WVU is the only Power 5 school to open its third straight season on the road at a Power 5 opponent (Maryland - 2021, Pitt - 2022).
- WVU is 3-1 in games played on Sept. 2, all at Milan Puskar Stadium. The last time WVU played on that date was in 2006 vs. Marshall (W 42-10)
- West Virginia is 156-161-12 against schools from the state of Pennsylvania, including 73-122-5 against Power 5 schools
- The Penn State series is West Virginia's third-longest rivalry, with the 2023 game being the 60th meeting between the two schools. WVU's longest series are against Pitt (105), Syracuse (60), Penn State (59), Virginia Tech (54) and Maryland (53)
- West Virginia is 91-35-4 all-time in season openers (17-6 since 2000/31-11-1 since 1980)
- West Virginia is 64-60-2 in road openers, including 19-17-1 when WVU opening its season on the road
- WVU is 34-14 in nonconference games since 2010, including 9-12 on the road. The Mountaineers are 72-30 since 2000, including 24-23 away from home
- The Mountaineers are 96-15 since 2002 when winning the turnover battle
- For the second year in a row and third time since 1995, three starters from WVU's offensive line are from West Virginia: Zach Frazier (Fairmont), Doug Nester (Kenova) and Wyatt Milum (Kenova). The 1995 opener against Purdue showed three Mountaineers on the OL (Buddy Hager (Man), Joe DeLong (New Cumberland) and Bryan Washington (Moorefield))
- West Virginia returns 111 starts from its 2022 starting offensive linemen, has 132 offensive line starts on its 2023 roster and 194 games played. The 111 returning starts from last year ranks No. 2 nationally and its 132 offensive line starts rank No. 7 nationally.

THE SERIES

All-Time Series	PSU leads 48-9-2
In University Park	PSU leads 31-3
In Morgantown	PSU leads 17-6-1
At a Neutral Location	Tied in 1923
First Meeting	1904, PSU 34-0 (A)
Last Meeting	1992, PSU 40-26 (H)
Brown vs. PSU	First Meeting
Brown vs. Franklin	First Meeting
Franklin vs. WVU	First Meeting

- Zach Frazier returns for his third year at center for WVU and his fourth year on the offensive line. He has played in 35 career games and started 34. The 2022 All-Big 12 First Team center was named a Preseason All-America First-Team selection by The Athletic, Athlon Sports, Sporting News and PFF College and second team by the AP, Walter Camp and Phil Steele. He is on the Lombardi Award, Outland Trophy, Rimington Trophy and Wuerffel Trophy watch lists
- Safety Aubrey Burks, named to 2023 Bednarik Award Watch List, earned AP All-Big 12 Second Team honors in 2022. He has been named preseason All-Big 12 Second Team by Athlon Sports, Lindy's, PFF College and fourth team by Phil Steele.
- Running back CJ Donaldson Jr. was named to the Doak Walker Award Watch List, punter Oliver Straw to the Ray Guy Award Watch List and returner Ja'Shaun Poke to the Paul Hornung Award Watch List

2023 SCHEDULE & RESULTS

AT PENN STATE Sept. 2 7:30 p.m. NBC	DUQUESNE Sept. 9 6 p.m. Big 12 Now	PITT Sept. 16 7:30 p.m. ABC	TEXAS TECH Sept. 23 TBA	AT TCU Sept. 30 TBA	AT HOUSTON Oct. 12 (Thurs.) 7 p.m. FS1	OKLAHOMA STATE Oct. 21 TBA	AT UCF Oct. 28 TBA	BYU Nov. 4 TBA	AT OKLAHOMA Nov. 11 TBA	CINCINNATI Nov. 18 TBA	AT BAYLOR Nov. 25 TBA

GAME COVERAGE

TV **NBC**
 Noah Eagle (PBP), Todd Blackledge (analyst)
 Kathryn Tappen (sideline)

Radio **Mountaineer Sports Network**
 Tony Caridi (PBP), Dwight Wallace (analyst),
 Jed Drenning (sideline),
 Andrew Caridi, John Antonik (Pre/Postgame Show)

Satellite Radio Broadcast **SiriusXM**
 Sirius Ch 204, XM Ch 98
<https://siriusxm.us/SXM967>

Live Statistics **Statbroadcast.com**

Twitter Updates **@WVUFootball**

NATIONAL RANKINGS

ASSOCIATED PRESS // PRESEASON // AUG. 14, 2023

School	Record	Points	Prev. Rank
1. Georgia (60)	0-0	1,572	NR
2. Michigan (2)	0-0	1,490	NR
3. Ohio State (1)	0-0	1,400	NR
4. Alabama	0-0	1,398	NR
5. LSU	0-0	1,276	NR
6. USC	0-0	1,245	NR
7. Penn State	0-0	1,177	NR
8. Florida State	0-0	1,147	NR
9. Clemson	0-0	1,032	NR
10. Washington	0-0	977	NR
11. Texas	0-0	882	NR
12. Tennessee	0-0	868	NR
13. Notre Dame	0-0	863	NR
14. Utah	0-0	811	NR
15. Oregon	0-0	732	NR
16. Kansas State	0-0	501	NR
17. TCU	0-0	416	NR
18. Oregon State	0-0	406	NR
19. Wisconsin	0-0	386	NR
20. Oklahoma	0-0	296	NR
21. North Carolina	0-0	292	NR
22. Ole Miss	0-0	281	NR
23. Texas A&M	0-0	227	NR
24. Tulane	0-0	224	NR
25. Iowa	0-0	131	NR

ARV: Texas Tech 101, South Carolina 73, UCLA 66, UTSA 64, Arkansas 20, Boise State 17, Pitt 16, Kentucky 14, Troy 10, Kansas 10, Louisville 10, Auburn 7, Minnesota 6, Toledo 4, Mississippi State 4, Duke 4, Florida 4, Illinois 3, Coastal Carolina 3, Baylor 3, Liberty, James Madison, NC State, South Alabama.

AFCA COACHES POLL // PRESEASON // AUG. 7, 2023

School	Record	Points	Prev. Rank
1. Georgia (61)	0-0	1,643	NR
2. Michigan	0-0	1,510	NR
3. Alabama (4)	0-0	1,489	NR
4. Ohio State (1)	0-0	1,485	NR
5. LSU	0-0	1,294	NR
6. USC	0-0	1,228	NR
7. Penn State	0-0	1,181	NR
8. Florida State	0-0	1,145	NR
9. Clemson	0-0	1,078	NR
10. Tennessee	0-0	991	NR
11. Washington	0-0	941	NR
12. Texas	0-0	848	NR
13. Notre Dame	0-0	841	NR
14. Utah	0-0	839	NR
15. Oregon	0-0	820	NR
16. TCU	0-0	655	NR
17. Kansas State	0-0	440	NR
18. Oregon State	0-0	365	NR
19. Oklahoma	0-0	320	NR
20. North Carolina	0-0	315	NR
21. Wisconsin	0-0	309	NR
22. Ole Miss	0-0	303	NR
23. Tulane	0-0	225	NR
24. Texas Tech	0-0	200	NR
25. Texas A&M	0-0	196	NR

ARV: Iowa 169, South Carolina 89, Florida 63, UTSA 59, Pitt 52, UCLA 42, Kentucky 34, Baylor 28, Troy 25, Arkansas 20, Fresno State 19, NC State 19, Auburn 18, Boise Stae 18, Miami 16, Minnesota 16, Mississippi State 13, Oklahoma State 12, Missouri 11, Maryland 10, SMU 8, South Alabama 8, Illinois 7, Air Force 6, Wake Forest 6, Toledo 5, Washington State 4, Houston 3, Arizona 2, BYU 2, Duke 2, James Madison, Kansas Memphis.



AUBREY BURKS

JUSTIN JOHNSON JR.

STATISTICAL COMPARISONS

2022 Stats West Virginia	WVU Opponents	2022 Stats Penn State	PSU Opponents
30.7	32.9	35.8	18.2
279	260	278	235
171.5	149.6	181.1	111.2
227.5	262.7	252.5	212.3
399.0	412.3	433.6	323.5
17.8	20.9	22.4	19.5
6.1	2.7	4.4	6.8
4-19.0	12-18.4	14-17.4	7-18.1
12-6	16-6	12-8	22-12
7-636	72-702	69-628	79-651
41.0	37.1	40.7	41.2
14-15	15-18	13-18	14-16
31:19	28:41	30:36	29:12
73-177 (41%)	66-162 (41%)	68-180 (38%)	67-202 (33%)
22-32 (69%)	16-28 (57%)	21-30 (70%)	15-29 (52%)
26-186	20-144	43-284	21-124
42-46 (91%)	36-43 (84%)	46-51 (90%)	31-42 (74%)

THE 2023 ROSTER

- The 2023 roster currently consists of 117 players from 25 different states and four foreign countries: Australia (1), Finland (1), Sweden (1) and The Netherlands (1).
- Leading the way is West Virginia (20), Florida (13), Pennsylvania (13), Ohio (12), Georgia (8), Kentucky (6), Maryland (6), North Carolina (5), South Carolina (4), New Jersey (3), New York (3), Virginia (3), Alabama (2), Delaware (2), Michigan (2), Texas (2), Arizona, Colorado, Indiana, Illinois, Louisiana, Massachusetts, Mississippi, Missouri and Washington.

ON GRASS

- Since 1980, West Virginia is 56-70 in games played on natural grass. The Mountaineers were 20-20 during the 2010 decade, are 1-6 during the 2020s and are 42-43 since 2000.

AT HOME

- The 2023 season marks the 44th season of competition for West Virginia at Milan Puskar Stadium. WVU holds a 192-75-4 (.716) all-time mark at the facility, which opened in 1980.
- The Mountaineers finished with a 3-3 home mark in 2022, winning games against Baylor, Oklahoma and Towson.

ON NETWORK TELEVISION

- The NBC broadcast of the Penn State game marks the 312th network television game for WVU.
- All-time, the Mountaineers are 161-149-1 in nationally televised games.

MOUNTAINEER GRADUATES

- Twenty-two student-athletes on the 2023 football team have already graduated with their bachelor's degree: Leighton Bechdel (P), Beanie Bishop Jr. (CB), Devin Carter (WR), Anthony Del Negro (DL), Lance Dixon (Spear), Marcis Floyd (S), Luke Hamilton (FB), Davoan Hawkins (DL), Michael Hayes (K), Ja'Quay Hubbard (OL), Lee Kpogba (LB), Grayson Malashevich (WR), Nick Malone (OL), Noah Massey (WR), Montre Miller (CB), Fatorma Mulbah (DL), Doug Nester (OL), Malachi Ruffin (CB), Kole Taylor (TE), Jalen Thornton (DL), Anthony Wilson (S) and Brandon Yates (OL).

AGAINST THE BIG TEN

- West Virginia is 76-95-6 all-time against current members of the Big Ten Conference.
- WVU is 1-1 vs. Illinois; 3-3 against Indiana; 28-23-2 vs. Maryland; 0-1 vs. Michigan; 0-4 vs. Michigan State; 0-1 against Minnesota; 0-1 vs. Nebraska; 1-5 against Ohio State; 9-48-2 vs. Penn State; 1-1 against Purdue; 33-4-2 vs. Rutgers and 0-4 against Wisconsin.

LAST TIME AGAINST PENN STATE Penn State 40, West Virginia 26

MORGANTOWN (Oct. 24, 1992) - The fourth-largest crowd (66,663) in the history of Mountaineer Field watched as Penn State capitalized on two late fourth-quarter possessions and notched a 40-26 victory over the Mountaineers. Aired on ABC, the game marked the last-scheduled meeting between the two schools.

West Virginia got on the board on its first possession when a 28-yard pass from Jake Kelchner found Jay Kearney in the end zone; the extra point by Mike Vanderjagt put the Mountaineers up 7-0.

On the Lions' opening drive, Kerry Collins hit Justin Williams with a 9-yard touchdown pass; an unsuccessful kick by V.J. Muscillo saw the score at 7-6. After the ensuing kickoff, two Adrian Murrell carries and a couple of Kelchner passes set up Vanderjagt's career-long field goal of 47 yards.

Penn State opened the second quarter with the ball, and a 14-yard scamper by Richie Anderson gave the Nittanians their first lead. The Mountaineers regained the lead on an exciting 74-yard touchdown strike from Kelchner to Kearney. After an unsuccessful extra point by Vanderjagt, WVU settled for the 16-13 advantage.

Two possessions later, Penn State answered with a 67-yard touchdown pass from Collins to Troy Drayton. Muscillo's second missed extra point left the score at 19-16 at halftime.

An 11-yard run up the middle by Penn State's Anderson gave the Lions a 26-16 lead with 6:34 left in the third quarter, but a 28-yard dash up the right side by Murrell cut the Lions' lead to 26-23 at the end of three.

After a 43-yard punt return by James Jett, West Virginia tied the score at 26-26 on Vanderjagt's second field goal of the afternoon, but, after a WVU fumble on the PSU 1-yard line, an exchange of punts

Scoring and Statistical Summary

	1	2	3	4	F
Penn State.....	6	13	7	14	40
West Virginia	10	6	7	3	26

- 1st WVU - Ed Hill 28 pass from Jake Kelchner (Mike Vanderjagt kick)
PSU - Justin Williams 9 pass from Kerry Collins (kick fail)
WVU - Vanderjagt 47 field goal
- 2nd PSU - Richie Anderson 14 run (V.J. Muscillo kick)
WVU - Jay Kearney 74 pass from Kelchner (kick fail)
PSU - Troy Drayton 67 pass from Collins (kick fail)
- 3rd PSU - Anderson 11 run (Muscillo kick)
WVU - Adrian Murrell 28 run (Vanderjagt kick)
- 4th WVU - Vanderjagt 41 field goal
PSU - Anderson 3 run (Muscillo kick)
PSU - Phil Yeboah-Kodie 23 interception return (Muscillo kick)
Attendance - 66,663

	PSU	WVU
First Downs	12	22
Rushes/Yards	46/224	40/180
Passing Yardage	249	161
Passes	15/30/0	11/27/2
Punts	8/40.0	6/38.5
Fumbles/Lost	2/2	1/1
Return Yardage	79	58
Penalties/Yards	8/60	3/30
Time of Possession	35:39	24:21

WVU RUSHING: Murrell 21-154; WVU PASSING: Kelchner 11-24-2-161; Studstill 0-3-0-0.
WVU RECEIVING: Kearney 5-109, Hill 4-51; WVU TACKLES: Brown 13, Collins 10, Gaskins 9
PSU RUSHING: Anderson 24-133, O'Neal 13-57, PSU PASSING: Collins 15-30-0-249.
PSU RECEIVING: Drayton 4-95, McDuffie 4-61; PSU TACKLES: Bochna 9, Clair 7, Givens 6, Dingle 5

and a long PSU drive gave the visitors the lead. A late interception by Phil Yeboah-Kodie gave Penn State seven more points and the 40-26 win.

On offense, Murrell ran for 154 yards, his fifth 100-yard game of the season, while Kearney had five receptions for 109 yards. Defensively, Tim Brown led the Mountaineers with 12 tackles, while Mike Collins added 10 and Scott Gaskins nine.

LAST TIME AT PENN STATE Penn State 51, West Virginia 6

STATE COLLEGE, Pa. (Oct. 26, 1991) - A record crowd of 96,445 looked on as the Penn State Nittany Lions handed the Mountaineers a 51-6 loss in a game televised nationally on ESPN.

Penn State scored first on an 80-yard drive, capped with a 5-yard touchdown pass from Tony Sacca to Kyle Brady. Three minutes later, the Nittany Lions capitalized again on a 45-yard scoring drive.

In the second quarter, Penn State posted a 42-yard Craig Fayak field goal on its first possession, while the Mountaineers struggled to find their offense. After the ensuing kickoff, WVU quarterback Darren Studstill was intercepted at the WVU 42, setting up Penn State's third touchdown to put the Lions ahead, 24-0.

With 9:11 left in the first half, the Mountaineers scored their only points of the afternoon on a 65-yard scoring drive, kept alive by an 18-yard pass completion from Mike Vanderjagt to Tim Newsom on a fake punt play. The Mountaineers' touchdown came on a 32-yard pass from Studstill to Michael Beasley, but the extra point attempt by Mark Johnson was unsuccessful.

During the second half, it was all Nittany Lions. PSU gained two field goals in the third quarter to boost the score to 30-6, as turnovers and penalties continued to plague West Virginia. The Nittany Lions reached the end zone on three of their six fourth-quarter possessions, giving them the 51-6 victory.

Four Mountaineers amassed double figures in tackles - Steve Grant (11), Tim Newsom (11), Matt Ceglie (11) and Matt Taffoni (10).

Scoring and Statistical Summary

	1	2	3	4	F
West Virginia	0	6	0	0	6
Penn State.....	14	10	6	21	51

- 1st PSU - Kyle Brady 5 pass from Tony Sacca (Craig Fayak kick)
PSU - Sacca 1 run (Fayak kick)
- 2nd PSU - Fayak 42 field goal
PSU - Richie Anderson 26 run (Fayak kick)
WVU - Michael Beasley 32 pass from Darren Studstill (kick failed)
- 3rd PSU - Fayak 31 field goal
PSU - Fayak 19 field goal
- 4th PSU - O.J. McDuffie 30 pass from Sacca (Fayak kick)
PSU - McDuffie 37 pass from Sacca (Fayak kick)
PSU - J.T. Morris 66 run (V.J. Muscillo kick)

	WVU	PSU
First Downs	8	22
Rushes/Yards	32/21	58/330
Passing Yardage	110	199
Passes	9/23/3	10/16/0
Punts	8/44.6	2/34.0
Fumbles/Lost	2/2	2/1
Return Yardage	10	33
Penalties/Yards	5/44	7/71
Time of Possession	20:50	39:10

WVU RUSHING: Murrell 13-29. WVU PASSING: Studstill 6-14-2-70; Gray 2-9-1-22.
WVU RECEIVING: Hill 2-30, Shook 2-9; WVU TACKLES: Grant 11, Newsom 11, Ceglie 11, Taffoni 10, Collins 9.

PSU RUSHING: Anderson 15-100, Morris 9-87, Hammonds 12-70. PSU PASSING: Sacca 9-15-0-172
PSU RECEIVING: McDuffie 2-67, Smith 2-33, Brady 2-10, Anderson 2-19; PSU TACKLES: Bochna 13, Gethers, 12, Givens 11, McKenzie 11.

Attendance - 96,445

2023 PRESEASON HONORS

Jared Bartlett
East-West Shrine Bowl 1000

Austin Brinkman
Patrick Mannelly Award Watch List
Senior Bowl Watch List

Aubrey Burks
Bednarik Award Watch List
Preseason All-Big 12 Conference Second Team
(Athlon Sports, Lindy's, PFF College)
Preseason All-Big 12 Conference Fourth Team (Phil Steele)

Keyshawn Cobb
East-West Shrine Bowl 1000

CJ Donaldson
Doak Walker Award Watch List
Preseason All-Big 12 Conference First Team All-Purpose
(Athlon Sports)
Preseason All-Big 12 Conference Second Team Running
Back (Phil Steele)

Zach Frazier
Lombardi Award Watch List
Outland Trophy Award Watch List
Rimington Trophy Watch List
Wuerffel Trophy Watch List
Senior Bowl Watch List
East-West Shrine Bowl 1000
Preseason All-American First Team
(The Athletic, Athlon Sports, Sporting News, PFF College)
Preseason All-American Second Team
(AP, Walter Camp, Phil Steele)
Preseason All-Big 12 Conference First Team
(Big 12 Media, Athlon Sports, Phil Steele, Lindy's)

Ja'Quay Hubbard
Senior Bowl Watch List

Lee Kpogba
Senior Bowl Watch List
Preseason All-Big 12 Conference Third Team
(Athlon Sports, Lindy's)

Noah Massey
Earl Campbell Tyler Rose Award Watch list

OVERTIME GAMES

- The 27-21, double-overtime win over Baylor in 2020 marked the 15th and most recent overtime game in West Virginia history. The Mountaineers own a 7-8 record in overtime games.
- West Virginia played its first overtime game against Pitt in 1997, dropping a three-overtime thriller, 41-38.

Overtime Games

Oct. 3, 2020	WVU 27, Baylor 21, 2OT
Oct. 10, 2015	Oklahoma State 33, WVU 26, OT
Nov. 30, 2013	Iowa State 52, WVU 44, 3OT
Nov. 9, 2013	Texas 47, WVU 40, OT
Nov. 2, 2013	WVU 30, TCU 27, OT
Nov. 3, 2012	TCU 39, WVU 38 2OT
Oct. 29, 2010	UConn 16, WVU 13 OT
Sept. 10, 2010	WVU 24, Marshall 21 OT
Nov. 8, 2008	Cincinnati 26, WVU 23 OT
Sept. 18, 2008	Colorado 17, WVU 14 OT
Dec. 2, 2006	WVU 41, Rutgers 39, 3OT
Oct. 15, 2005	WVU 46, Louisville 44, 3OT
Sept. 18, 2004	WVU 19, Maryland 16 OT
Nov. 11, 2000	WVU 31, Rutgers 24, 2OT
Nov. 28, 1997	Pitt 41, WVU 38, 3OT



Sean Martin
Senior Bowl Watch List
East-West Shrine Bowl 1000
Preseason All-Big 12 Conference Fourth Team
(Athlon Sports, Phil Steele)

Montre Miller
East-West Shrine Bowl 1000

Wyatt Milum
Preseason All-Big 12 Conference Second Team
(Athlon Sports, Lindy's, PFF College)
Preseason All-Big 12 Conference Fourth Team (Phil Steele)

Doug Nester
East-West Shrine Bowl 1000
Preseason All-Big 12 Conference Third Team
(Athlon Sports, Phil Steele, PFF College)

Ja'Shaun Poke
Paul Hornung Award Watch List
Preseason All-Big 12 Conference Third Team KOR
(Athlon Sports, Phil Steele)

Oliver Straw
Ray Guy Award Watch List
Preseason All-Big 12 Conference Fourth Team (Phil Steele)

AGAINST RANKED TEAMS

- Beginning with a 27-0 loss to Fordham on Oct. 18, 1941, West Virginia has played 169 games against nationally ranked teams. Of those, 51 have been Mountaineer victories.
- Since 1999, WVU has posted 27 victories over ranked teams. In 2022, the Mountaineers defeated No. 23 Baylor (Coaches Poll) and two ranked opponents in 2021: No. 15 Virginia Tech and No. 22 Iowa State.

2023 Big 12 Standings

	Big 12	Pct.	Overall	Pct.
Baylor	0-0	.000	0-0	.000
BYU	0-0	.000	0-0	.000
Cincinnati	0-0	.000	0-0	.000
Houston	0-0	.000	0-0	.000
Iowa State	0-0	.000	0-0	.000
Kansas	0-0	.000	0-0	.000
Kansas State	0-0	.000	0-0	.000
Oklahoma	0-0	.000	0-0	.000
Oklahoma State	0-0	.000	0-0	.000
TCU	0-0	.000	0-0	.000
Texas	0-0	.000	0-0	.000
Texas Tech	0-0	.000	0-0	.000
UCF	0-0	.000	0-0	.000
West Virginia	0-0	.000	0-0	.000

NCAA ALL-TIME VICTORY LEADERS

Team	Years	Games	Record	Pct.
1. Michigan	144	1,378	989-353-36	.731
2. Ohio State	134	1,337	953-331-53	.733
Alabama	129	1,331	953-335-43	.732
4. Notre Dame	134	1,314	938-334-42	.730
5. Texas	131	1,359	936-390-33	.701
6. Oklahoma	129	1,325	934-338-53	.725
7. Penn State	137	1,367	920-406-41	.688
8. Nebraska	134	1,369	912-417-40	.682
9. Georgia	130	1,350	868-428-54	.663
10. USC	130	1,284	867-363-54	.696
Tennessee	127	1,330	867-410-53	.672
12. LSU	130	1,311	833-431-47	.654
13. Auburn	131	1,304	793-464-47	.626
14. Clemson	128	1,302	789-468-45	.623
15. West Virginia	131	1,339	772-522-45	.593
16. Texas A&M	129	1,317	771-498-48	.604
17. Virginia Tech	130	1,310	765-499-46	.602
18. Washington	134	1,276	761-465-50	.616
19. Pitt	134	1,351	758-551-42	.577
20. Florida	117	1,231	753-438-40	.628

CHARTING WEST VIRGINIA'S PLAYERS OF THE WEEK

Game	O-Champ	D-Champ	ST-Champ	O-Scout	D-Scout	ST-Scout
at Penn State						
Duquesne						
Pitt						
Texas Tech						
at TCU						
at Houston						
Oklahoma State						
at UCF						
BYU						
at Oklahoma						
Cincinnati						
at Baylor						



West Virginia - Penn State - Year-by-Year Results

1992, home, Penn State, 40-26
 1991, away, Penn State, 51-6
 1990, home, Penn State, 31-19
 1989, away, Penn State, 19-9
 1988, home, West Virginia, 51-30
 1987, away, Penn State, 25-21
 1986, home, Penn State, 19-0
 1985, away, Penn State, 27-0
 1984, home, West Virginia, 17-14
 1983, away, Penn State, 41-23
 1982, home, Penn State, 24-0
 1981, away, Penn State, 30-7
 1980, home, Penn State, 20-15
 1979, away, Penn State, 31-6
 1978, home, Penn State, 49-21
 1977, away, Penn State, 49-28
 1976, home, Penn State, 33-0
 1975, away, Penn State, 39-0
 1974, home, Penn State, 21-12
 1973, away, Penn State, 62-14
 1972, home, Penn State, 28-19
 1971, away, Penn State, 35-7
 1970, home, Penn State, 42-8
 1969, away, Penn State, 20-0
 1968, home, Penn State, 31-20
 1967, away, Penn State, 21-14
 1966, home, Penn State, 38-6
 1965, away, Penn State, 44-6
 1964, home, Penn State, 37-8
 1963, away, Penn State, 20-9
 1962, home, Penn State, 34-6
 1961, away, Penn State, 20-6
 1960, home, Penn State, 34-13
 1959, away, Penn State, 28-10
 1958, home, tie, 14-14
 1957, away, Penn State, 27-6
 1956, away, Penn State, 16-6
 1955, home, West Virginia, 21-7
 1954, away, West Virginia, 19-14
 1953, away, West Virginia, 20-19

1952, home, Penn State, 35-21
 1951, away, Penn State, 13-7
 1950, away, Penn State, 27-0
 1949, home, Penn State, 34-14
 1948, away, Penn State, 37-7
 1947, away, Penn State, 21-14
 1944, away, West Virginia, 28-27
 1943, away, Penn State, 32-7
 1942, home, West Virginia, 24-0
 1941, away, Penn State, 7-0
 1940, away, Penn State, 17-13
 1931, home, West Virginia, 19-0
 1925, home, West Virginia, 14-0
 1923, neutral, tie, 13-13
 1909, away, Penn State, 40-0
 1908, away, Penn State, 12-0
 1906, away, Penn State, 11-0
 1905, away, Penn State, 6-0
 1904, away, Penn State, 34-0

RUNNING FOR 100

- In the Neal Brown era, the Mountaineers are 18-4 when rushing for at least 100 yards.
- 2019 (NC State - 173/W, Kansas - 192/W)
- 2020 (Eastern Kentucky - 329/W, Baylor - 134/W, Kansas - 226/W, Kansas State - 184/W, TCU - 180/W)
- 2021 (LIU - 198/W, Virginia Tech - 180/W, TCU - 229/W, Iowa State - 122/W, Texas - 158/W, Kansas - 261/W)
- 2022 (Pitt - 190/L, Kansas - 146/L, Towson - 316/W, Virginia Tech - 218/W, Baylor - 217/W, TCU - 155/L, Oklahoma - 203/W, Kansas State - 153/L, Oklahoma State - 250/W)

COACHING STAFF ASSIGNMENTS

- Here's a breakdown of the WVU coaching staff assignments for the 2023 season:
 Matt Moore (AHC-OL/Field)
 Chad Scott (OC-RB/Field)
 Jordan Lesley (DC-OLB/Field)
 ShaDon Brown (Co-DC-DBs/Press Box)
 Jeff Koonz (ST Coordinator-ILB/Press Box)
 Sean Reagan (PGC-QB/Press Box)
 Andrew Jackson (DL/Field)
 Bilal Marshall (WR/Field)
 Blaine Stewart (TE/Field)
 Dontae Wright (S/Field)

NIGHT GAMES

- West Virginia is 78-70-3 all-time in games played after 5 p.m., 30-16-2 at home, 42-43-1 on the road and 6-10 at a neutral site.
- The first night game in WVU history was played at George Washington (L 19-0) in 1940.

30 IS ENOUGH

- Since 1980, West Virginia is 208-27-1 when scoring 30 or more points in a game. During the 1990s, West Virginia was 43-4 when scoring 30 or more points in a contest and was 40-2-1 in the '80s when reaching that mark. WVU is 127-22 since 2000 when scoring 30 points or more in a contest.

SCORING 40 OR MORE POINTS

- Since 2000, the Mountaineers are 67-7 when hitting the 40-point plateau. WVU is 197-7 all-time when scoring 40 or more points in a game.

18 OF THE LAST 21 YEARS

- Dating back to the 2002 Continental Tire Bowl, played in Charlotte, N.C., West Virginia has made 18 bowl appearances in the last 21 years, missing only the 2013, 2019 and 2022 seasons.
- The Mountaineers are one of 16 Power 5 schools to accomplish that feat: Georgia (21), Oklahoma (21), Wisconsin (21), Clemson (20), Florida (20), LSU (20), Ohio State (20), Oklahoma State (20), Virginia Tech (19), Alabama (19), Auburn (19), Florida State (18), Iowa (18), Oregon (18), Texas (18) and West Virginia (18).

Weekly Media Planner (Monday, Aug. 28 - Sunday, Sep. 3)

Mon (28)	Tue (29)	Wed (30)	Thu (31)	Fri (1)	Sat (2)	Sun (3)
WVU Media Conference Puskar Team Room Player Interviews 12 p.m. - 1 p.m. Neal Brown 1:05 p.m. - 1:30 p.m. Coordinator Interviews 1:30 - 2 p.m. MSOC vs. Bucknell ESPN+, 7 p.m.			FB Neal Brown Radio Show, Kegler's, 6 p.m. WSOC at Virginia Charlottesville, Va. ACCNX, 6 p.m. VB at North Carolina Duke/North Carolina Tournament Chapel Hill N.C. ACCNX, 6 p.m.	MSOC at Yale New Haven, Conn. 7 p.m. VB vs. Loyola Duke/North Carolina Tournament Durham, N.C. 4 p.m.	FB at Penn State University Park, Pa. NBC, 7:30 p.m. VB at Duke Duke/North Carolina Tournament Durham, N.C. ACCNX, 4 p.m.	WSOC at Liberty Lynchburg, Va. ESPN+, 1 p.m.

WVU IN THE RANKINGS

(2022 Final Stats)	Total	WVU Ranking In ...	
		NCAA	Big 12
Scoring Offense	30.6	49	9
Rushing Offense	171.5	51	7
Scoring Defense	32.9	115	9
Rushing Defense	149.6	66	4
Passing Offense	227.5	70	9
Total Offense	399.0	56	9
Passes Had Intercepted	12	84	7
Pass Defense	262.7	110	9
Total Defense	412.3	97	6
Kickoff Returns	17.8	102	8
Punt Returns	6.1	89	8
Net Punting	41.0	22	3
Passing Efficiency	123.6	101	9
Turnover Margin	-0.67	118	10
Interceptions	4	125	10
Pass Eff. Defense	144.7	106	10
First Downs	279	50	8
First Down Defense	260	68	2
Third Down Conv.	41.0	45	3
Opponent Third Down	41.0	86	6
Fourth Down Conv.	69.0	8	1
Opponent Fourth Down	57.0	92	8
Sacks By	2.17	60	2
Sacks Against	1.67	44	4
Tackles for Loss	5.7	67	6
Tackles for Loss Allowed	5.0	45	3
Penalties	77	69	9
Possession Time	31:19	32	4
Punt Return Defense	2.71	9	2
Kickoff Return Defense	20.87	77	6
Turnovers Gained	10	127	10
Fumbles Gained	6	91	5
Red Zone Offense	91.3%	12	1
Red Zone Defense	83.7%	69	4

WVU VS. 2023 SLATE

- West Virginia owns a 100-151-7 record against its 2023 opponents. The Mountaineers have winning records over Baylor, BYU, Cincinnati, Duquesne, TCU and UCF. The series with Texas Tech is tied.

2023 Opponent	Series Record
Baylor.....	7-4
BYU.....	1-0
Cincinnati.....	16-3-1
Duquesne.....	4-3-1
Houston.....	First Meeting
Oklahoma.....	3-11
Oklahoma State.....	5-9
Penn State.....	9-48-2
Pitt.....	40-62-3
TCU.....	7-5
Texas Tech.....	6-6
UCF.....	2-0

WVU'S RECORD WHEN WEARING ... (SINCE 2001)

Blue Jersey - Gold Pants: 32-14
 Blue Jersey - White Pants: 10-7
 Blue Jersey - Blue Pants: 31-12
 White Jersey - Gold Pants: 16-16
 White Jersey - White Pants: 24-21
 White Jersey - Blue Pants: 21-14
 White Jersey - Gray Pants: 0-1
 Gold Jersey - Blue Pants: 15-4
 Gold Jersey - Gold Pants: 7-3
 Gold Jersey - White Pants: 4-1
 Gold Jersey - Gray Pants: 0-1
 Gray Jersey - Gray Pants: 2-1
 Gray Jersey - Blue Pants: 1-0



JEREMIAH AARON

CORTEZ BRAHAM

300 or More Yards Passing (since 2012)

656	Baylor (2012)	70-63/W
539	Oklahoma (2018)	59-56/L
532	Arizona State (2015)	43-42/W
511	Maryland (2014)	40-37/W
498	Texas Tech (2019)	17-38/L
448	James Madison (2012)	42-12/W
429	vs. Tennessee (2018)	40-14/W
407	Kansas (2012)	59-10/W
403	East Carolina (2017)	56-20/W
401	Oklahoma State (2012)	55-34/L
389	Youngstown State (2016)	38-21/W
376	Oklahoma (2014)	45-33/L
375	at Baylor (2017)	38-36/W
372	at Kansas State (2017)	28-23/W
371	TCU (2018)	47-10/W
	vs. Virginia Tech (2017)	31-24/L
370	Iowa State (2021)	38-31/W
370	at Texas Tech (2018)	42-34/W
367	Texas (2019)	42-31/L
366	at TCU (2017)	31-24/L
365	vs. Alabama (2014)	33-23/L
364	at Oklahoma State (2018)	45-41/L
359	Georgia Southern (2015)	44-0/W
	Georgia State (2013)	41-7/W
356	Kansas State (2018)	35-6/W
	Iowa State (2013)	52-44/L
355	Kansas (2022)	42-55/L
	Towson (2014)	54-0/W
	Baylor (2018)	58-14/W
352	Texas Tech (2017)	46-35/W
347	at Texas Tech (2020)	34-27/L
347	at Kansas (2017)	56-34/W
346	at Texas (2018)	42-41/W
	vs. Texas A&M (2014)	45-37/L
344	LIU (2021)	66-0/W
341	at Iowa State (2016)	49-19/W
338	Maryland (2012)	31-21/W
334	Delaware State (2017)	59-16/W
332	Kansas (2018)	38-22/W
	Youngstown State (2018)	52-17/W
	vs. BYU (2016)	35-32/W
330	Texas Tech (2021)	23-20/L
324	Marshall (2012)	69-34/W
322	Baylor (2014)	41-27/W
320	Oklahoma State (2013)	30-21/W
	Oklahoma (2012)	50-49/L
318	Kansas (2020)	38-17/W
317	Texas (2020)	17-13/L
308	Towson (2022)	65-7/W
301	Texas (2021)	31-23/W
301	Kansas State (2020)	37-10/W

CAREER GAMES PLAYED/STARTED

	GP/GS	2023	2022	2021	2020
Jared Bartlett, r-Jr., LB	37/14	0/0	10/9	13/3	9/1
Zach Frazier, Jr., OL	35/34	0/0	12/12	13/13	10/9
Brandon Yates, r-Jr., OL	35/21	0/0	12/0	13/13	10/9
Malachi Ruffin, r-Sr., CB	33/5	0/0	12/5	11/0	10/0
Graeson Malashevich, r-Jr., WR	31/0	0/0	8/0	13/0	10/0
Jalen Thornton, r-Jr., DL	31/0	0/0	9/0	12/0	10/0
Sean Martin, Jr., DL	30/8	0/0	12/8	13/0	5/0
Nick Malone, r-Jr., OL	27/0	0/0	12/0	12/0	2/0
Taurus Simmons, Jr., BAN	25/0	0/0	10/0	12/0	3/0
Austin Brinkman, Jr., LS	25/0	0/0	12/0	13/0	--
Doug Nester, Sr., OL	24/24	0/0	11/11	13/13	--
Wyatt Milum, Jr., OL	24/20	0/0	12/12	12/8	--
Garrett Greene, r-So., QB	22/2	0/0	9/2	11/0	2/0
Justin Johnson, Jr., RB	20/1	0/0	12/1	8/0	--
Edward Vesterinen, Jr., DL	20/1	0/0	12/0	8/1	--
Lance Dixon, r-Jr., LB	19/9	0/0	9/5	10/4	--
Aubrey Burks, Jr., S	17/11	0/0	11/11	6/0	--
Treyllan Davis, r-So., TE	16/0	0/0	12/0	4/0	--
Jairo Faverus, r-So., LB	16/0	0/0	12/0	0/0	4/0
Preston Fox, r-So., WR	16/0	0/0	12/0	4/0	--
Ja'Quay Hubbard, r-Jr., OL	15/11	0/0	12/11	3/0	--
Andrew Wilson-Lamp, r-So., CB	15/1	0/0	11/1	4/0	--
Tomas Rimac, r-So., OL	14/5	0/0	12/5	2/0	--
Davis Mallinger, r-So., S/WR	12/4	0/0	8/4	4/0	--
Anthony Del Negro, r-Sr., DL	12/0	0/0	12/0	--	--
Marcis Floyd, r-Sr., S	12/11	0/0	12/11	--	--
Lee Kpogba, Sr., LB	12/12	0/0	12/12	--	--
Mike Lockhart, r-Jr., DL	12/0	0/0	12/0	--	--
Hershey McLaurin, Jr., S	12/2	0/0	12/2	--	--
Jeremiah Aaron, Jr., WR	11/0	0/0	11/0	--	--
Caden Biser, r-Fr., LB	11/0	0/0	11/0	--	--
Cortez Braham, Jr., WR	11/2	0/0	11/2	--	--
CJ Cole, r-So., WR	11/0	0/0	9/0	2/0	--
Oliver Straw, So., P	11/0	0/0	11/0	--	--
Tirek Austin-Cave, r-Jr., LB	10/0	0/0	10/0	--	--
Jacoby Spells, So., CB	9/0	0/0	9/0	--	--
CJ Donaldson Jr., So., RB	7/1	0/0	7/1	--	--
Jaylen Anderson, r-So., RB	6/0	0/0	6/0	--	--
Raleigh Collins III, r-Fr., S	4/1	0/0	4/1	--	--
Trey Lathan, Fr., LB	4/0	0/0	4/0	--	--
Brayden Dudley, r-Fr., DL	3/0	0/0	2/0	1/0	--
Asani Redwood, Fr., DL	3/0	0/0	3/0	--	--
Leighton Bechdel, r-Jr., P	2/0	0/0	1/0	1/0	--
Nicco Marchiol, r-Fr., QB	2/0	0/0	2/0	--	--
Hammond Russell IV, r-So., DL	2/0	0/0	2/0	--	--
Victor Wikstrom, r-So., TE	2/0	0/0	0/0	2/0	--
Derek Berlitz, r-Fr., DL	1/0	0/0	1/0	--	--
Bryce Biggs, r-So., OL	1/0	0/0	1/0	--	--
Danny King, r-So., K	1/0	0/0	1/0	--	--
Avery Wilcox, r-So., S	1/0	0/0	1/0	--	--
Jarell Williams, r-Fr., WR	1/0	0/0	1/0	--	--

^ - Bartlett's totals include 4 GP in 2019

CHARTING WEST VIRGINIA'S PLAYERS OF THE WEEK

Game	O-Lineman	Juice Award
at Penn State		
Duquesne		
Pitt		
Texas Tech		
at TCU		
at Houston		
Oklahoma State		
at UCF		
BYU		
at Oklahoma		
Cincinnati		
at Baylor		

ROAD, HOME AND TOTAL WINS

Most Total Wins Over The Last 20 Years (2003-22)

Rk.	School	Wins
1.	Ohio State	219
2.	Boise State	211
3.	Oklahoma	209
4.	Georgia	206
5.	Clemson	203
6.	Alabama	199
7.	LSU	197
8.	Wisconsin	186
9.	Oregon	183
10.	TCU	180
11.	USC	175
	Utah	175
13.	Oklahoma State	173
	Florida	173
15.	Florida State	171
16.	Texas	170
17.	Virginia Tech	168
	Notre Dame	168
19.	Auburn	167
	Cincinnati	167
	Penn State	167
22.	Michigan	166
23.	Iowa	164
	BYU	164
25.	West Virginia	159

Best Winning Percentage Away From Home (Road or Neutral) Over The Last 20 Years (2003-22)

Rk.	School	W-L	Winning %
1.	Ohio State	89-24	.788
2.	Boise State	99-33	.750
3.	Alabama	92-33	.736
4.	Oklahoma	89-35	.718
5.	Georgia	100-42	.704
6.	TCU	81-44	.648
	LSU	79-43	.648
8.	USC	75-41	.647
9.	Clemson	85-47	.644
10.	Texas	74-45	.622
11.	Notre Dame	74-48	.607
12.	Oregon	73-48	.603
	Utah	76-50	.603
	Florida State	76-50	.603
15.	Oklahoma State	72-51	.585
16.	Wisconsin	71-51	.582
17.	Virginia Tech	70-54	.565
18.	Florida	72-56	.563
19.	BYU	73-59	.553
20.	Iowa	65-54	.546
21.	Cincinnati	70-60	.538
22.	Stanford	66-58	.532
	Louisville	67-59	.532
24.	Penn State	60-54	.526
25.	Michigan State	62-56	.525
26.	West Virginia	62-57	.521

Best Home Winning Percentage Over The Last 20 Years (2003-22)

Rk.	School	W-L	Winning %
1.	Ohio State	130-15	.897
2.	Boise State	112-14	.889
3.	Clemson	118-17	.874
4.	Alabama	107-18	.856
5.	LSU	118-20	.855
	Georgia	106-18	.855
7.	Oklahoma	120-21	.851
8.	Wisconsin	115-22	.839
9.	Oregon	111-23	.828
10.	USC	100-22	.820
11.	Utah	99-26	.792
12.	Cincinnati	97-26	.789
13.	Florida	101-28	.783
	Michigan	108-30	.783
15.	TCU	99-30	.767
16.	Auburn	111-34	.766
17.	Oklahoma State	101-32	.759
	Penn State	107-34	.759
19.	BYU	91-32	.740
20.	Iowa	99-35	.739
21.	West Virginia	97-35	.735
22.	Toledo	85-32	.726
23.	Florida State	95-36	.725
24.	Notre Dame	93-36	.721
25.	Houston	87-34	.719



CJ DONALDSON JR.

DOUG NESTER

WEST VIRGINIA OFFENSE

- This season's offensive roster includes 12 true freshmen, 12 redshirt freshmen, one sophomore, nine redshirt sophomores, seven juniors, five redshirt juniors, three seniors and three redshirt seniors
- The 2023 offensive personnel includes six quarterbacks, six running backs, two fullbacks, 16 wide receivers, seven tight ends and 15 offensive linemen
- The Mountaineers have averaged 31.2 points per game in season openers since 2013
- WVU has opened the season on the road five times since 2014, averaging 28.4 points per game
- The West Virginia rushing offense averaged 171.5 yards per game last season
- WVU returns 75% of its rushing yards and touchdowns from last season
- The Mountaineers return two running backs who each finished with more than 400 rushing yards: CJ Donaldson (526) and Justin Johnson Jr. (430)
- Donaldson was the second-leading rusher for WVU in 2022 after appearing in seven games before suffering a season-ending lower leg injury
- Johnson returns after appearing in 12 games and starting one in 2022, including a career-best 83 yards on 11 carries and a touchdown against Virginia Tech
- Quarterback Garrett Greene has reached the century mark on the ground in his career twice. Most recently, he rushed 14 times for 119 yards and two touchdowns against Oklahoma on Nov. 11, 2022
- Overall, the Mountaineers are 18-4 in the Neal Brown era when rushing for at least 100 yards
- The squad also has eclipsed the 200-yard plateau on the ground nine times under Brown
- WVU has produced six 1,000-yard rushers since joining the Big 12 in 2012, including five times in the last eight years (2015-22)
- The Mountaineers have thrown for 300 or more yards 10 times during the Neal Brown era
- Since 2012, WVU has thrown for 300 or more yards 50 times, 350 or more 30 times, 400 or more 10 times and 500 or more four times
- West Virginia is 35-16 when passing for 300 or more yards since 2012
- Greene has played in 22 career games with two starts
- Also for the quarterbacks, Nicco Marchiol saw action last season against Towson and Texas Tech. He also helped lead the team to a win against Oklahoma State
- The Mountaineers return nine of 16 players who caught a pass last season
- The team ranked No. 12 nationally in red zone offense last year
- West Virginia ranked No. 33 in the country in average time of possession at 31:19
- Zach Frazier led the offensive line with 51 knockdowns last season, helping him earn multiple all-conference accolades
- WVU has gained at least 400 yards of total offense in eight of the last 11 season openers
- West Virginia also has produced 20 games with more than 400 or more yards of total offense under Brown
- WVU has gained at least 500 yards of total offense seven times under Brown, most recently on Oct. 13, 2022, against Baylor

OFFENSIVE LINE START LEADERS

Returning Games Started on Offensive Line (From 2022)

1. Kansas State - 116
2. West Virginia - 111
3. Kansas - 107
4. Clemson - 95
5. Oklahoma State - 94
6. Duke - 95
7. North Texas - 93
8. Georgia Southern - 91
9. Iowa State - 86
10. Nebraska - 85

Returning Games Started on Offensive Line (All Players)

1. Florida State - 214
2. Duke - 179
3. Hawaii - 178
4. Michigan - 147
5. Houston - 145
6. Texas Tech - 141
7. West Virginia - 132
8. Oklahoma State - 130
9. Kansas - 128
10. Iowa - 126



LEE KPOGBA

SEAN MARTIN

WEST VIRGINIA DEFENSE

- The West Virginia defensive roster includes 14 freshmen, 10 redshirt freshmen, one sophomore, eight redshirt sophomores, seven juniors, six redshirt juniors, two seniors, five redshirt seniors and one redshirt fifth-year
- WVU's defensive personnel includes 19 defensive linemen, four bandits, 11 linebackers, three spears, nine cornerbacks, seven safeties and one defensive back
- The top three tackle leaders from last season return for West Virginia
- Two of the top three sack leaders for the Mountaineers return this season
- In all, West Virginia returns 58% of its production in sacks from last year
- Five of the top-10 tackles for loss leaders return from last season, led by Sean Martin who had eight TFLs
- In all, WVU returns 49% of its production in tackles for loss from last year
- West Virginia returns nine players who registered at least 20 tackles last season
- Since 2013, WVU has allowed 19.7 points per game in season openers
- In that time, the defense has held opponents under 20 points six times, including one shutout (Sept. 5, 2015, vs. Georgia Southern)
- The Mountaineer defense held opponents to less than 100 yards rushing three times in 2022 (Pittsburgh, Towson and Virginia Tech)
- The defense held opponents to 300 or fewer yards passing seven times last year
- WVU tallied multiple sacks in seven games in 2022
- The West Virginia defense had seven or more tackles for loss in five games last season
- In the Neal Brown era, the Mountaineers have held their opponents to fewer than 300 yards of total offense 13 times
- Additionally, WVU held three of its last four opponents under 250 yards passing to end the 2022 season
- West Virginia also has held its opponents to fewer than 300 yards passing in 39 of its last 48 games

- Since 2019, WVU has held opposing teams to fewer than 250 yards passing 32 times, fewer than 200 yards 20 times and fewer than 150 yards 10 times
- The Mountaineers have intercepted a pass in 27 of the last 51 games, including 11 of the last 22
- West Virginia also has intercepted multiple passes in a game seven times in the Brown era
- WVU has finished in the top 40 nationally in total defense in two of the last three seasons
- West Virginia has held Penn State to 20 or fewer points 21 times in the history of the series

OVER THE LAST EIGHT YEARS

- Over the last eight years, West Virginia's defense is No. 27 nationally in interceptions (95) among FBS schools and is No. 13 among Power 5 schools.
- In 2015, the Mountaineer defense finished with 23 interceptions, ranking No. 2 nationally. WVU also was No. 5 nationally in turnovers gained (31).
- WVU finished with 11 interceptions in 2016, 14 in 2017, 10 in 2018, eight in 2019, 11 in 2020, nine in 2021 and had four in 2022.

TAKEAWAYS

- Over the last eight years, West Virginia has produced 149 takeaways, tied for No. 26 among Power 5 schools.
- Iowa has the most during the eight-year period with 187. Clemson and Utah are tied for second with 186 each.

ON TURF

- Since 1980, West Virginia is 263-126-4 in games played on artificial turf surfaces.
- WVU was 57-29 on turf in the 1990s, 66-21 on turf in the 2000s, 62-40 during the 2010s and 16-13 during the 2020s on turf

WEST VIRGINIA SPECIAL TEAMS

- West Virginia's 2023 special teams personnel includes three kickers, three punters, one punter/long snapper and two long snappers
- The field-goal unit made 14 of its 15 (93.3%) attempts last season
- The Mountaineers went 9-of-9 between 20-29 yards and 5-of-5 between 30-39 yards
- WVU had the second-highest field goal percentage in the Big 12 at 93.3%
- For the second year in a row, Casey Legg made 13 consecutive field goals to begin the 2022 season
- In all, Legg made 15 straight field goals from the end of the 2021 season through the first 10 games of 2022, which is tied for the school record (Paul Woodside, 1981-82)
- West Virginia had 68 kickoffs for a total of 4,041 yards and an average of 59.4 yards per kick
- The Mountaineers punted the ball 49 times for 2,084 yards with an average of 42.53 yards per punt in 2022
- Eight punts went 50 or more yards, and 18 punts were inside the 20-yard line
- West Virginia allowed just seven punt returns in 2022 for a total of 19 yards
- West Virginia ranked No. 9 nationally and No. 2 in the Big 12 in punt return defense last year
- West Virginia ranked No. 22 nationally and No. 3 in the Big 12 in net punting (41.04)
- Oliver Straw had eight punts of 50-plus yards and two of 60-plus
- Straw tallied a 63-yard punt at Texas Tech, the longest by a Mountaineer since Tyler Sumpter on Oct. 9, 2021, vs. Baylor (72)
- Straw's 385 punt yards at Iowa State are the most by a Mountaineer in a game since Billy Kinney on Dec. 26, 2017, vs. Utah (424)

AGAINST THE BIG 12

- West Virginia is 75-58 all-time against current members of the Big 12 Conference. WVU is 7-4 vs. Baylor; 1-0 against BYU; 16-3-1 vs. Cincinnati; 6-5 against Iowa State; 10-2 vs. Kansas; 6-7 against Kansas State; 3-11 vs. Oklahoma; 5-9 against Oklahoma State; 7-5 vs. TCU; 6-6 against Texas; 6-6 vs. Texas Tech and 2-0 against UCF.



BRANDON YATES

JARED BARTLETT

West Virginia Bests

Rushing Yards.....	569 vs. Washington & Lee 1923
Passing Yards.....	656 vs. Baylor 2012
Total Yards.....	807 vs. Baylor 2012
Total First Downs.....	37 vs. Maryland 2015
Low Rushing Yards All.....	-30 vs. Florida 1981
Low Passing Yards All.....	0 vs. Pitt 1981
Low Total Yards Allowed.....	-14 vs. Maryland 1919
Fewest First Downs All.....	0 vs. Maryland 1919
Longest TD run.....	96 vs. N. Illinois 1986
Longest Non-TD Run.....	79 vs. Louisville 2008, Baylor 2018
Longest TD Reception.....	96 vs. Penn State 1973
Longest Non-TD Reception.....	84 vs. Miami 2003
Points (Game).....	92 vs. Marshall 1916
Victory Margin.....	89 vs. Geneva 1951

West Virginia Bests - 2020 Decade

Rushing Yards.....	329 vs. ECU '20
Passing Yards.....	370 vs. Iowa St. '21
Total Yards.....	624 vs. ECU '20
Total First Downs.....	32 vs. Towson '22, Va. Tech '22
First Downs Rushing.....	17 vs. ECU '20
First Downs Passing.....	19 vs. Kansas '22
Low Rushing Yards All.....	27 vs. Baylor '20
Low Passing Yards All.....	57 vs. Army '20
Low Total Yards Allowed.....	95 vs. LIU '21
Fewest First Downs All.....	7 vs. KU '20
Fewest 1st Downs Rushing All.....	1 vs. Va. Tech '22
Fewest 1st Downs Passing All.....	2 vs. Army '20, LIU '21
Longest TD run.....	87 vs. KU '20
Longest Non-TD Run.....	67 vs. TCU '21
Longest TD Reception.....	71 vs. KSU '22
Longest Non-TD Reception.....	58 vs. KSU '20
Points (Game).....	66 vs. LIU '21
Points (Half).....	45 vs. Towson '22 (First)
Points (Qtr).....	28 vs. ECU '20 (Second)
Victory Margin.....	66 vs. LIU '21

West Virginia Bests - Neal Brown Era

Rushing Yards.....	392 vs. ECU '20
Passing Yards.....	498 vs. Texas Tech '19
Total Yards.....	624 vs. ECU '20, Towson '22
Total First Downs.....	32 vs. Towson '22, Va. Tech '22
First Downs Rushing.....	17 vs. ECU '20
First Downs Passing.....	21 vs. Texas Tech '19
Low Rushing Allowed.....	27 vs. Baylor '20
Low Passing Yards Allowed.....	57 vs. Army '20
Low Total Yards Allowed.....	95 vs. LIU '21
Fewest 1st Downs Allowed.....	7 vs. KU '20
Fewest 1st Downs Rushing All.....	1 vs. Va. Tech '22
Fewest 1st Downs Passing All.....	2 vs. Army '20, LIU '21
Longest TD run.....	87 vs. KU '20
Longest Non-TD Run.....	67 vs. TCU '21
Longest TD Reception.....	83 vs. BU '19
Longest Non-TD Reception.....	58 vs. KSU '20
Points (Game).....	66 vs. LIU '21
Points (Half).....	45 vs. Towson '22 (First)
Points (Qtr).....	28 vs. ECU '20 (Second)
Victory Margin.....	66 vs. LIU '21

NFL MOUNTAINEERS



As of Aug. 28, there are 14 former Mountaineers on NFL rosters and practice squads, playing for 11 different teams.

- Kyzir White, Arizona Cardinals
- Dante Stills, Arizona Cardinals
- Daryl Worley, Baltimore Ravens
- Tony Fields II, Cleveland Browns
- Rasul Douglas, Green Bay Packers
- David Sills V, New York Giants
- Mark Glowinski, New York Giants
- Bryce Ford-Wheaton, New York Giants
- Adam Pankey, New York Jets
- David Long Jr., Miami Dolphins
- Colton McKivitz, San Francisco 49ers
- Geno Smith, Seattle Seahawks
- Nick Kwiatkoski, Pittsburgh Steelers
- Trevon Wesco, Tennessee Titans

Scoring 20 or more in a quarter

- West Virginia scored 21 points in the first quarter and 24 points in the second quarter against Towson on Sept. 17, 2022, marking the second year in a row that WVU has scored 20 or more in two quarters of a game.
- WVU scored 20 or more points in two quarters against East Carolina and Delaware State in 2017, the first time that WVU had scored 20 or more points in two quarters in back-to-back games since 2000, and WVU added a third consecutive game with 20 or more points in two quarters at Kansas the following weekend.
- WVU has scored 20 or more points in a quarter 73 times since 2000 and has done it in two quarters of a game 13 different times.

Game	Year	Points	Quarter
Towson	2022	24	2nd
Towson	2022	21	1st
LIU	2021	21	3rd
LIU	2021	21	1st
Kansas State	2020	21	2nd
Eastern Kentucky	2020	28	2nd
Oklahoma	2018	21	3rd
TCU	2018	24	2nd
Baylor	2018	31	2nd
Texas Tech	2018	28	1st
Youngstown State	2018	21	3rd
Tennessee	2018	20	3rd
Kansas State	2017	21	2nd
Baylor	2017	21	3rd
Texas Tech	2017	22	4th
Kansas	2017	21	4th
Kansas	2017	28	2nd
Delaware State	2017	21	2nd
Delaware State	2017	24	1st
East Carolina	2017	28	2nd
East Carolina	2017	21	1st
Kansas	2016	21	2nd
Texas Tech	2016	21	4th
Kansas	2015	28	1st
Maryland	2015	21	1st
Texas A&M	2014	20	1st
Iowa State	2014	20	2nd
Towson	2014	21	2nd
Baylor	2013	21	4th
Georgia State	2013	21	4th
Kansas	2012	21	2nd
TCU	2012	21	2nd
Baylor	2012	21	3rd
Baylor	2012	21	2nd
James Madison	2012	21	1st
Marshall	2012	21	3rd
Marshall	2012	21	2nd
vs. Clemson	2011	35	2nd
Connecticut	2011	23	3rd
Bowling Green	2011	21	2nd
Norfolk State	2011	28	3rd
UNLV	2010	21	1st
Auburn	2009	21	1st
North Carolina	2008	21	1st
Louisville	2008	21	3rd
UConn	2008	21	3rd
UConn	2007	21	4th
UConn	2007	21	3rd
Miss. State	2007	28	1st
at Marshall	2007	21	3rd
at Marshall	2007	21	4th
W. Michigan	2007	21	3rd
vs. Ga. Tech	2006	21	3rd
Cincinnati	2006	21	2nd
Cincinnati	2006	21	3rd
Syracuse	2006	21	3rd
at Miss. State	2006	21	4th
Maryland	2006	21	1st
vs. Georgia	2005	21	1st
Pitt	2005	21	4th
UConn	2005	21	2nd
at Maryland	2005	24	4th
James Madison	2004	21	2nd
East Carolina	2004	28	2nd
Temple	2003	21	1st
at East Carolina	2003	20	2nd
at East Carolina	2003	21	3rd
at Temple	2002	21	1st
UT-Chattanooga	2002	21	2nd
UT-Chattanooga	2002	21	4th
Rutgers	2001	28	1st

RECORD UNDER BROWN

Overall Record.....	57-41
At home.....	31-15
On the road.....	22-25
At a neutral site.....	4-1
Day games.....	39-31
Night games.....	18-10
Vs. ranked (coaches' poll).....	5-14
Vs. ranked (AP poll).....	4-15
Vs. coaches' Top 10.....	0-4
Vs. AP Top 10.....	0-4
Vs. ACC.....	3-3
Vs. Big 12.....	14-21
Vs. Big Ten.....	1-3
Vs. Pac-12.....	0-0
Vs. SEC.....	1-2
Vs. C-USA.....	2-0
Vs. Mid-American.....	3-0
Vs. Mountain West.....	0-2
Vs. Sun Belt.....	23-9
Vs. FCS.....	8-0
Vs. Independents.....	2-1
In bowl games.....	4-1
In overtime.....	1-1
More than 7 days to prepare.....	18-15
In August.....	1-0
In September.....	19-11
In October.....	14-16
In November.....	18-11
In December.....	5-3
In January.....	0-0
Outrushing opponent.....	45-8
Outrushed by opponent.....	12-33
When rushing for 200 yards.....	18-0
When rushing for 300 yards.....	4-0
Outpassing opponent.....	36-17
Outpassed by opponent.....	21-24
When passing for 300-399 yards.....	20-7
When passing for 400-499 yards.....	1-1
When passing for 500+ yards.....	0-0
When allowing 1-199 yards passing.....	32-15
When allowing 200-299 yards passing.....	18-16
When allowing 300+ yards passing.....	8-10
When having 400-499 total offense.....	24-6
When having 500+ total offense.....	6-3
More total offense than opponent.....	40-12
Same total offense as opponent.....	1-0
Less total offense than opponent.....	16-29
Allowing 399 or less total offense.....	47-23
When allowing 400+ total offense.....	7-16
When allowing 500+ total offense.....	3-2
Committing fewer turnovers.....	36-3
Committing more turnovers.....	13-26
Turnovers are even.....	8-12
0-30:00 of time of possession.....	27-24
30:01-plus of time of possession.....	30-17
Scoring first.....	39-11
Opponent scores first.....	18-30
Leading after the 1st quarter.....	43-7
Trailing after the 1st quarter.....	6-25
Tied after the 1st quarter.....	8-9
Leading at halftime.....	44-5
Trailing at halftime.....	8-34
Tied at halftime.....	5-2
Leading after the 3rd quarter.....	48-3
Trailing after the 3rd quarter.....	6-35
Tied after the 3rd quarter.....	3-3
Scoring 0-10 points.....	0-10
Scoring 11-20 points.....	3-19
Scoring 21-30 points.....	18-6
Scoring 31-40 points.....	18-4
Scoring 41-plus points.....	18-2
Opponent scores 0-10 points.....	14-0
Opponent scores 11-20 points.....	19-7
Opponent scores 21-30 points.....	19-10
Opponent scores 31-40 points.....	5-11
Opponent scores 41-plus points.....	0-13
Individual 100-yard rusher.....	31-5
Opponent 100-yard rusher.....	10-16
Opponent less than 100-yards rushing.....	21-4
Individual 100-yard receiver.....	22-9
Opponent 100-yard receiver.....	11-11
Individual 300-yard passer.....	14-7
Opponent 300-yard passer.....	8-10

WEST VIRGINIA HEAD COACH NEAL BROWN - FIFTH YEAR



Neal Brown is in his fifth year as the head coach at West Virginia.

It's a proven fact that you win with people, and no one knows that better than Brown. He has a commitment to investing time and resources in his staff and players, mentoring and preparing them to carry out the mission of Mountaineer Football, not only on the field but off of it as well.

One of the key areas in which his commitment is paying huge dividends is recruiting. Brown has taken a young and depleted roster, established a strong foundation and has it heading in an upward direction toward the future.

In his first four full classes, the average signee star rating has been among the best in the program's history, highlighted by the signing of 15 four-star recruits during that time. The program has landed multiple targets after beating out many high-level schools. WVU has landed the top in-state recruits every year that the program has pursued these coveted prospects, including All-Americans Zach Frazier and Wyatt Milum.

The 2021 class had the highest average star rankings (3.25) for WVU according to Rivals since the start of the company.

This past offseason, Brown showed his investment in his staff even more by elevating former running backs coach Chad Scott to the offensive coordinator role. Scott has an extensive understanding of the scheme, has done an outstanding job in player development and was responsible for coordinating the run game for the Mountaineers in 2022.

Brown continues to support and champion program leadership by the players, emphasizing a dedication to the individual student-athlete. His mission is in the development of each player as a complete person, not only on the field, but off, and for each to continuously build themselves and their brand to make a difference in the world after their football career is finished.

One of the first player initiatives that Brown implemented for the team was the 5th Quarter Program to assist in the development of the total player, not only on the field, but for life beyond graduation. The pillars of the program are character development, leadership development, real life, social responsibility and career development.

Another component of the 5th Quarter Program is the Bridge program. Its goal is to introduce the student-athletes to the college experience when they first enter WVU and give them their final training before they embark into life after graduation.

In 2022, WVU expanded the 5th Quarter Program by adding the Chambers Elite Climbers Program. The Chambers Elite Climbers was created to provide unique educational opportunities for select student-athletes thanks to a nearly \$1.6 million gift from WVU alumni John and Elaine Chambers. The Chambers Elite Climbers is a supplemental two-year program that provides additional and professional growth opportunities to student-athletes chosen through a competitive application process.

The 2022 Mountaineers defeated rival Virginia Tech to hold on to the Black Diamond Trophy and won two of the

final three games, including victories against Oklahoma and at Oklahoma State. The win over Oklahoma marked the first Big 12 Conference win over the Sooners, and the win over the Cowboys was the first since 2014. WVU also defeated 2021 Big 12 Champion Baylor.

West Virginia had 21 student-athletes named to the Academic All-Big 12 Teams, kicker Casey Legg earned a spot on the prestigious College Sports Communicators Academic All-American Second Team, and WVU had nine players named to one of three postseason Big 12 all-conference teams by media organizations. Dante Stills and Zach Frazier earned first-team all-conference honors, and Stills was drafted by the Arizona Cardinals.

The 2021 squad finished with six wins and had its share of positives, including earning a bowl bid to the Guaranteed Rate Bowl, its second in a row under Brown. Running back Leddie Brown rushed for 1,000 yards for the second year in a row, and WVU was fourth in the Big 12 in average passing yards per game (247.9). The Mountaineer defense finished No. 5 nationally in red-zone defense, No. 18 in the fewest first downs allowed and No. 29 in third-down defense.

The Mountaineers defeated No. 15 Virginia Tech, marking the highest-ranked win of the Brown era and also defeated No. 22 Iowa State to tie for the most wins against ranked teams in a season since 2007.

West Virginia had a program-best 24 student-athletes named to the Academic All-Big 12 Teams, safety Sean Mahone was a finalist for the William Campbell Trophy, the academic Heisman, and he earned a spot on the National Football Foundation's Scholar-Athlete Team. Kicker Casey Legg was named a semifinalist for the Lou Groza National Kicking Award and WVU had nine players named to one of three postseason Big 12 all-conference teams by media organizations.

Center Zach Frazier was named to the Walter Camp Football Foundation and American Football Coaches Association's All-America teams, and tackle Wyatt Milum was named to three freshman All-America teams. Defensive lineman Dante Stills was named an All-Big 12 First Team honoree, and Frazier was on the second team.

The 2020 season was Brown's most challenging season to date, testing his ability, not only as a coach, but as a leader. He was forced to deal with the COVID-19 pandemic since mid-March, which didn't allow for spring practice or offseason workouts and skill instruction, while social unrest was at a high level nationally during the summer.

Even though the program constantly was forced to deal with the effects and protocols of COVID-19 during the season, the Mountaineers stayed the course, finishing the season 6-4 overall and 4-4 in the Big 12. Brown made his first bowl appearance as the coach of WVU against Army in the AutoZone Liberty Bowl, winning the game, 24-21.

Five players earned All-America honors, led by Darius Stills, who was the school's first Consensus All-American since 2006 and 12th in school history. Tony Fields II, Tykee Smith and Dante Stills were named to at least one All-America team, and freshmen Zach Frazier and Akheem Mesidor were named to Freshman All-America teams. In

WEST VIRGINIA HEAD COACH NEAL BROWN - FIFTH YEAR

Year	School	Position	Record
2023	West Virginia	Head Coach	0-0
2022	West Virginia	Head Coach	5-7
2021	West Virginia	Head Coach	6-7
2020	West Virginia	Head Coach	6-4
AutoZone Liberty Bowl Champions, AFCA Good Works Team Honorary Coach			
2019	West Virginia	Head Coach	5-7
2018	Troy	Head Coach	10-3
Dollar General Bowl Champions			
2017	Troy	Head Coach	11-2
Sun Belt Conference Champions, Sun Belt Conference Coach of the Year R&L Carriers New Orleans Bowl Champions			
2016	Troy	Head Coach	10-3
Dollar General Bowl Champions			
2015	Troy	Head Coach	4-8
2014	Kentucky	Assistant Coach (OC/QB)	5-7
2013	Kentucky	Assistant Coach (OC/QB)	2-10
2012	Texas Tech	Assistant Coach (OC/QB)	7-5
Meineke Car Care Bowl Champions			
2011	Texas Tech	Assistant Coach (OC/QB)	5-7
2010	Texas Tech	Assistant Coach (OC/QB)	8-5
TicketCity Bowl Champions			
2009	Troy	Assistant Coach (OC/QB)	9-4
GMAC Bowl, Sun Belt Conference Champions			
2008	Troy	Assistant Coach (OC/QB)	8-5
New Orleans Bowl			
2007	Troy	Assistant Coach (Inside Receivers)	8-4
Sun Belt Conference Champions			
2006	Troy	Assistant Coach (Inside Receivers)	8-5
Sun Belt Conference Champions, New Orleans Bowl Champions			
2005	Delaware	Assistant Coach (Wide Receivers)	6-5
2004	Sacred Heart	Assistant Coach (QB/Wide Receivers)	6-4
2003	Massachusetts	Assistant Coach (TE/OL Assistant)	10-3
NCAA FCS Playoffs			
Atlantic 10 Conference Champions			

Brown Totals - at West Virginia - 22-25 (Fifth Year); Overall - 57-41 (Eighth Year)

April, Fields was drafted by the Cleveland Browns, while five players signed free-agent contracts.

Eight players were named to the All-Big 12 postseason teams, led by first-team honoree Fields II, also defensive newcomer of the year, Darius Stills, also defensive lineman of the year, and Laddie Brown, a first-team running back.

The Mountaineers finished the 2019 season with a 5-7 mark, in what was called a transitional year. WVU finished the regular season winning two of the final three games, at Kansas State and at TCU, and had a 3-3 mark on the road, including a 3-2 road record in the Big 12 Conference.

Five of Brown's players were named to All-Big 12 postseason teams, and Colton McKivitz was named the Big 12's Co-Offensive Lineman of the Year. McKivitz earned spots on two All-America teams - Walter Camp Football Foundation's Second Team and the Associated Press' Third Team, and Tykee Smith was named a freshman All-American by the Football Writers Association of America. McKivitz played in the Reese's Senior Bowl and was selected in the fifth round of the NFL Draft by the San Francisco 49ers.

Brown, one of six FBS coaches to win 10 or more games in 2016, 2017 and 2018, was named WVU's 35th head football coach on Jan. 5, 2019.

He spent the previous four years as the head coach at Troy University (2015-18), compiling a 35-16 record, including 3-0 in bowl games. In his final three seasons, the Trojans posted a 31-8 record (.795), tying for the highest winning percentage nationally among non-Power 5 schools.

Before Brown left after the 2018 season, Troy had won 17 of its last 20 games and 22 of its last 26 games. After directing the Trojans to the 2017 Sun Belt Conference Championship, Brown was honored as the league's coach of the year.

During his highly successful tenure at Troy, Brown's signature wins included a 24-21 victory in 2017 at then-No. 22 LSU in Baton Rouge, which snapped the Tigers' 49-game nonconference home winning streak, and a 24-19 win at Nebraska. Also impressive was his team's 30-24 loss at eventual 2016 national champion Clemson.

In 2018, Troy finished 10-3, including a victory over Buffalo in the Dollar General Bowl in Mobile, Alabama.

The 2017 campaign featured an 11-win season for Troy, including a win over North Texas in the New Orleans Bowl. The Trojans once again finished with a 7-1 conference mark, earning Brown his first conference championship. Troy finished the season with the 27th most votes in the final Amway Coaches Poll, marking the highest final ranking by a Sun Belt Conference squad in league history.

Troy finished 10-3 in 2016, including a 6-2 mark in the Sun Belt and a victory over Ohio University in the Dollar General Bowl.

Prior to Brown's first season at Troy in 2015, he spent two years (2013-14) as the offensive coordinator under Mark Stoops at Kentucky. The Wildcats posted more than 440 yards of total offense in three Southeastern Conference games in 2014, its highest total since 2001.

He also spent three years at Texas Tech (2010-12) as the offensive coordinator after his first stint at Troy as an assistant coach from 2006-09.

As Texas Tech's offensive coordinator and quarterbacks coach, the Red Raiders ranked in the nation's top-seven teams in passing offense, top 15 in total offense and top 25 in scoring offense, having increased production in all three categories each year since 2010. TTU finished the 2012 season second nationally in passing with 355.9 yards per game, 13th in total offense at 495.4 yards per game and 20th in scoring with 37.5 points per game.

The 2012 campaign was an expansion of the success from 2011, when Texas Tech ranked 13th nationally in total offense at 470.6 yards per game. The Red Raiders lit the scoreboard at a tune of 33.8 points per contest. In his first season in Lubbock, Brown's offense notched 460.2 yards of total offense per game, including 318.9 passing, and scored at a 33.1-point clip as Tech went 8-5 and won the TicketCity Bowl.

At Troy, Brown was the inside receivers coach the first two years (2006-07) with the Trojans before transitioning to offensive coordinator and quarterbacks coach in 2008-09. Troy won four Sun Belt Conference titles and appeared

BROWN VS. ALL OPPONENTS

Opponent	First Time	Last Time	W-L
Akron	2017	2017	1-0
Alabama State	2017	2017	1-0
Appalachian State	2015	2018	1-2
Arkansas State	2016	2017	1-1
Army	2020	2020	1-0
Austin Peay	2016	2016	1-0
Baylor	2019	2022	2-2
Boise State	2017	2018	0-2
Buffalo	2018	2018	1-0
Chas. Southern	2015	2015	1-0
Clemson	2016	2016	0-1
Coastal Carolina	2017	2018	2-0
Eastern Kentucky	2020	2020	1-0
Florida A&M	2018	2018	1-0
Georgia Southern	2015	2018	2-2
Georgia State	2015	2018	3-1
Idaho	2015	2017	2-1
Iowa State	2019	2022	1-3
James Madison	2019	2019	1-0
Kansas	2019	2022	3-1
Kansas State	2019	2022	2-2
Liberty	2018	2018	0-1
LIU	2021	2021	1-0
Louisiana	2015	2018	2-0
Louisiana-Monroe	2015	2018	2-0
LSU	2017	2017	1-0
Maryland	2021	2021	0-1
Massachusetts	2016	2016	1-0
Minnesota	2021	2021	0-1
Mississippi State	2015	2015	0-1
Missouri	2019	2019	0-1
NC State	2015	2019	1-1
Nebraska	2018	2018	1-0
New Mexico State	2015	2017	3-0
North Texas	2017	2017	1-0
Ohio	2016	2016	1-0
Oklahoma	2019	2022	1-2
Oklahoma State	2019	2022	1-3
Pitt	2022	2022	0-1
South Alabama	2015	2018	2-2
Southern Miss	2016	2016	1-0
TCU	2019	2022	3-1
Texas	2019	2022	1-3
Texas State	2016	2018	3-0
Texas Tech	2019	2022	0-4
Towson	2022	2022	1-0
Virginia Tech	2021	2021	1-0
Wisconsin	2015	2015	0-1

in three bowl games during Brown's initial tenure.

He began his coaching career with one-year stints at UMass (2003), Sacred Heart (2004) and Delaware (2005). In 2004, Brown coached the quarterbacks and wide receivers at Sacred Heart, boasting the top-ranked scoring offense in the conference.

In 2003, he was the tight ends coach and offensive line assistant at Massachusetts, helping the Minutemen win a share of the Atlantic-10 championship and a berth in the FCS playoffs.

Brown was a wide receiver at Kentucky for three years (1998-2000) before finishing his career at UMass in 2001-02. He was a member of two bowl teams with the Wildcats and was named to the Southeastern Conference Academic Honor Roll.

While at UMass, he was an Atlantic 10 All-Academic honoree and an NCAA Division I-AA Athletic Directors' Academic All-Star team selection.

Brown graduated from UMass with a bachelor's degree in business management in 2002 and earned his master's degree in business administration in 2005.

Born in Louisville, Kentucky, Brown grew up in Bardstown, Kentucky, before moving to Danville, Kentucky, where he was an all-state wide receiver at Boyle County High School, finishing his career as the No. 2 receiver in state history.

Brown and his wife, Brooke, have two daughters, Adalyn and Anslee, and a son, Dax.



DEFENSIVE/SPECIAL TEAMS TOUCHDOWNS SINCE 2000

2022
Malachi Ruffin 43 interception return vs. Kansas State
Jasir Cox 65 fumble return vs. Baylor
Jacolby Spells 28 interception return at Virginia Tech

2021
Winston Wright Jr. 90 kickoff return vs. LIU

2020
Dylan Tonkery 18 interception return vs. Kansas State

2019
Winston Wright Jr. 95 kickoff return at Baylor
Tykee Smith 19 interception return vs. Iowa State

2018
Derrek Pitts Jr. 72 blocked field goal return at Iowa State
Keith Washington Jr. 51 interception return at Texas Tech

2017
Kenny Robinson 94 interception return vs. Texas
Kenny Robinson 39 interception return vs. Oklahoma State
Marvin Gross Jr. 0 blocked punt return vs. Oklahoma State
Mike Daniels Jr. 25 interception return at Kansas

2016
Rasul Douglas 54 interception return vs. BYU

2015
Terrell Chestnut 32 interception return at Kansas
Jared Barber 42 fumble return vs. Texas
Shelton Gibson 100 kickoff return at Baylor

2014
KJ Dillon 35 interception return vs. Texas A&M
Terrell Chestnut 35 fumble recovery vs. TCU
Dravon Henry 52 interception return at Oklahoma State
Mario Alford 94 kickoff return vs. Kansas
Mario Alford 100 kickoff return vs. Alabama

2013
Karl Joseph 38 fumble return vs. Iowa State
Karl Joseph 0 fumble return at Baylor
Darwin Cook 32 interception return at Baylor
Ishmael Banks 58 interception return vs. Oklahoma State

2012
Tavon Austin 76 punt return vs. TCU
Tavon Austin 100 kickoff return vs. Kansas State
Doug Rigg 51 fumble return vs. Maryland
Isaiah Bruce 43 fumble return vs. Marshall

2011
Darwin Cook 99 fumble return vs. Clemson
Pat Miller 52 interception return at USF

Julian Miller 0 fumble recovery at Cincinnati
Terence Garvin 37 interception return at Maryland
Tavon Austin 100 kickoff return vs. Marshall

2009
Sidney Glover 24 interception return at Rutgers
Tavon Austin 98 kickoff return vs. UConn

2008
Morty Ivy 29 interception return vs. Villanova

2007
Reed Williams 0 fumble recovery vs. UConn
Eric Wicks 44 fumble return vs. Louisville
Keilen Dykes 19 interception return vs. Syracuse

2006
Vaughn Rivers 50 punt return vs. Mississippi State
Darius Reynaud 96 kickoff return vs. Maryland

2005
Jamille Addae 40 interception return vs. Pitt
Thandi Smith 1 punt return vs. Rutgers
Antonio Lewis 77 punt return vs. East Carolina
Eric Wicks 31 interception return vs. Syracuse

2004
Mike Lorello 21 interception return vs. Connecticut
Eric Wicks 34 interception return vs. Virginia Tech
Adam Lehnortt 21 fumble return vs. James Madison
Adam Jones 76 punt return vs. East Carolina

2003
Lance Frazier 64 punt return vs. Temple
Adam Jones 47 fumble return vs. Temple
Adam Jones 49 interception return vs. Boston College
Adam Jones 87 kickoff return vs. Boston College
Joe Hunter 0 blocked punt return vs. UCF

2002
Arthur Harrison 0 fumble recovery vs. East Carolina
Angel Estrada 43 interception return vs. Rutgers

2001
Shawn Terry 100 kickoff return vs. Maryland
Shawn Hackett 10 fumble return vs. Rutgers
Shawn Hackett 50 interception return vs. Rutgers

2000
Grant Wiley 22 interception return vs. Boston College
Shawn Hackett 41 interception return vs. Boston College
Grant Wiley 15 interception return vs. Idaho
Ben Meighan 36 fumble return vs. Virginia Tech
Shawn Terry 100 kickoff return vs. Syracuse
Richard Bryant 49 interception return vs. Rutgers
Jason Davis 0 fumble return vs. East Carolina
Shawn Terry 89 kickoff return vs. Pitt
Lance Frazier 32 interception return vs. Pitt
Shawn Terry 99 kickoff return vs. Ole Miss

2023 Home and Away

Rushing	Att-Yds-Avg	Avg/Gm
Home		
Away.....		
Passing	Comp-Att-Yds-TD-Int	Avg/Gm
Home		
Away.....		
Total Offense	Rush-Pass-Total	Avg/Gm
Home		
Away.....		
Rush Defense	Att-Yds-Avg	Avg/Gm
Home		
Away.....		
Pass Defense	Comp-Att-Yds-TD-Int	Avg/Gm
Home		
Away.....		
Total Defense	Rush-Pass-Total	Avg/Gm
Home		
Away.....		



MOUNTAINEER 2022 SEASON HIGHS

Offense

Rushing	Att.	Yards	TDs	Long	100-yd Games
Jaylen Anderson	15 (OSU)	155 (OSU)	2 (OSU)	57 (OSU)	1 (last vs. OSU)
CJ Donaldson	23 (VT)	125 (Pitt)	3 (TU)	82 (Pitt)	5 (last vs. TCU)
Garrett Greene	14 (OU)	119 (OU)	2 (OU)	39 (TU)	1 (last vs. OU)
Justin Johnson Jr.	12 (2x/ISU)	83 (VT)	1 (3x/BU)	19 (BU)	0

Passing

Passing	Comp.	Att.	Yards	TDs	Long
Garrett Greene	15 (KSU)	27 (KSU)	204 (KSU)	3 (KSU)	71 (KSU)
Nicco Marchiol	2 (2x/OSU)	9 (OSU)	32 (TU)	1 (TU)	26 (TU)

Receiving

Receiving	Rec.	Yards	TDs	Long	100-yd Games
Jeremiah Aaron	4 (TU)	45 (TTU)	1 (TU)	22 (TTU)	0
Cortez Braham	5 (TU)	60 (TU)	0	30 (TU)	0
Preston Fox	2 (2x/BU)	32 (TU)	1 (TU)	26 (TU)	0
Justin Johnson Jr.	2 (2x/KU)	18 (KU)	1 (TCU)	10 (KU)	0

Defense

Tackles	Solo	Assisted	Total	TFL	Sacks
Jared Bartlett	3 (2x/TTU)	3 (2x/TCU)	6 (Pitt)	1.5 (Pitt)	1.5 (Pitt)
Caden Biser	3 (TU)	3 (TU)	6 (TU)	0	0
Aubrey Burks	9 (ISU)	3 (3x/KSU)	10 (TTU)	2.0 (TTU)	1.0 (TTU)
Raleigh Collins III	2 (TCU)	1 (TCU)	2 (2x/TCU)	1.0 (TCU)	0
Lance Dixon	5 (KU)	3 (Pitt)	7 (KU)	0.5 (KSU)	0
Marcis Floyd	6 (3x/OSU)	6 (ISU)	10 (KSU)	0.5 (2x/KSU)	0
Lee Kpogba	7 (2x/OSU)	6 (3x/OSU)	13 (2x/OSU)	2.0 (OSU)	1.5 (OSU)
Mike Lockhart	2 (TTU)	2 (OU)	2 (4x/OSU)	0.5 (2x/OSU)	
Davis Mallinger	8 (TTU)	2 (2x/TTU)	10 (TTU)	1.0 (2x/TU)	1.0 (2x/TU)
Sean Martin	4 (KU)	4 (BU)	6 (BU)	2.0 (2x/OU)	2.0 (OU)
Hershey McLaurin	7 (TTU)	6 (KU)	10 (TTU)	0	1.0 (BU)
Malachi Ruffin	3 (2x/OU)	3 (TU)	5 (OU)	0	0
Jacolby Spells	4 (TTU)	2 (BU)	4 (2x/TTU)	0	0
Edward Vesterinen	2 (TU)	2 (UT)	2 (2x/UT)	1.0 (2x/UT)	0.5 (2x/OSU)

Pass Defense

Pass Defense	PBU	INTs	Total	TDs
Aubrey Burks	1 (2x/KSU)	1 (BU)	1 (3x/KSU)	0
Lance Dixon	1 (VT)	0	1 (VT)	0
Marcis Floyd	1 (4x/OSU)	0	1 (4x/OSU)	0
Mike Lockhart	1 (VT)	0	1 (VT)	0
Hershey McLaurin	1 (TCU)	0	1 (TCU)	0
Malachi Ruffin	3 (OSU)	1 (2x/KSU)	3 (OSU)	1 (KSU)
Jacolby Spells	0	1 (VT)	1 (VT)	1 (VT)
Andrew Wilson-Lamp	1 (2x/OSU)	0	1 (2x/OSU)	0

Turnovers

Turnovers	Forced	Recovered	TDs
Caden Biser	0	1 (TU)	0
Aubrey Burks	1 (BU)	0	0
Marcis Floyd	1 (ISU)	0	0
Lee Kpogba	0	1 (Pitt)	0
Sean Martin	1 (BU)	0	0
Malachi Ruffin	0	1 (TCU)	0

MOUNTAINEER CAREER HIGHS

Offense					
Rushing					
	Att.	Yards	TDs	Long	100-yd Games
Jaylen Anderson	15 (OSU '22)	155 (OSU '22)	2 (OSU '22)	57 (OSU '22)	1 (OSU '22)
CJ Donaldson	23 (VT '22)	125 (Pitt '22)	3 (TU '22)	82 (TU '22)	5 (TCU '22)
Garrett Greene	14 (OU '22)	119 (OU '22)	2 (2x/OU '22)	67 (TCU '21)	2 (OU '22)
Justin Johnson Jr.	12 (BU '22)	83 (VT '22)	1 (3x/BU '22)	19 (BU '22)	0
Passing					
	Comp.	Att.	Yards	TDs	Long
Garrett Greene	15 (KSU '22)	27 (KSU '22)	204 (KSU '22)	3 (KSU '22)	71 (KSU '22)
Nicco Marchiol	2 (2x/OSU '22)	9 (OSU '22)	32 (YU '22)	1 (TU '22)	26 (TU '22)
Receiving					
	Rec.	Yards	TDs	Long	100-yd Games
Jaylen Anderson	4 (TU '22)	45 (TTU '22)	1 (TU '22)	22 (TTU '22)	0
Cortez Braham	5 (TU '22)	60 (TU '22)	0	30 (TU '22)	0
Devin Carter *	7 (WF '21)	140 (BC '19)	2 (WF '21)	55 (BC '19)	3 (UNC '22)
Treylan Davis	2 (KSU '22)	17 (TTU '22)	0	17 (TTU '22)	0
Preston Fox	2 (2x/BU)	32 (TU)	1 (TU)	26 (TU)	0
Justin Johnson Jr.	2 (2x/KU '22)	18 (KU '22)	0	10 (KU '22)	0
Noah Massey +	3 (BU '20)	55 (BU '20)	0	33 (BU '20)	0
Ja'Shaun Poke &	13 (BSU '22)	124 (BU '20)	2 (BGSU '20)	55 (BGSU '20)	2 (EMU '22)
Kole Taylor ^	4 (McNeese '21)	41 (MSU '21)	1 (MSU '21)	41 (MSU '21)	0
Defense					
Tackles					
	Solo	Assisted	Total	TFL	Sacks
Jared Bartlett	5 (TCU '21)	3 (4x/TCU '22)	6 (Pitt '22)	3.0 (VT '21)	3.0 (VT '21)
Caden Biser	3 (TU '22)	3 (TU '22)	6 (TU '22)	0	0
Beanie Bishop Jr. <	4 (2x/PSU '22)	2 (2x/Illinois '22)	6 (Illinois '22)	1.0 (NU '22)	1.0 (NU '22)
Aubrey Burks	8 (TTU '22)	3 (2x/KSU '22)	10 (TTU '22)	2.0 (TTU '22)	1.0 (TTU '22)
Keyshawn Cobb @	8 (Toledo '22)	7 (UMass '22)	9 (Akron '22)	1.5 (2x/Toldeo '22)	1.0 (CMU '22)
Raleigh Collins III	2 (TCU '22)	0	2 (TCU '22)	1.0 (TCU '22)	0
Lance Dixon	8 (UMN '21)	4 (OU '21)	11 (UMN '21)	1.0 (2x/MU '20)%	0
Marcis Floyd ^^	7 (APSU '21)	4 (5x/KSU '22)	9 (2x/OSU '22)	2.0 (APSU '21)	1.0 (3x/SEMO '21)
Davoan Hawkins ?	6 (MSU '20-21)	7 (APSU '20-21)	7 (2x/APSU '20-21)	2.0 (APSU '21)	2.0 (APSU '21)
Lee Kpogba #	8 (ND '20)	6 (3x/KOSU '22)	13 (2x/OSU '22)	2.0 (6x/OSU '22)	1.5 (OSU '22)
Davis Mallinger	8 (TTU '22)	2 (TTU '22)	10 (TTU '22)	1.0 (2x/TU '22)	1.0 (2x/TU '22)
Sean Martin	4 (KU '22)	4 (BU '22)	6 (BU '22)	2.0 (2x/OU '22)	2.0 (OU '22)
Hershey McLaurin	7 (TTU '22)	6 (KU '22)	9 (TTU '22)	0	1.0 (BU '22)
Montre Miller >	8 (Akron '22)	3 (3x/BGSU '22)	8 (2x/BGSU '22)	2.0 (Iowa '21)	0
Fatorma Mulbah =	1 (2x/Nova '21)	2 (RU '21)	2 (RU '21)	0	0
Malachi Ruffin	3 (2x/OU '22)	3 (TU '22)	5 (OU '22)	0	0
Taurus Simmons	2 (3x/OSU '22)	2 (3x/TTU '22)	4 (BU '21)	1.0 (2x/OSU '22)	1.0 (2x/OSU '22)
Edward Vesterinen	2 (TU '22)	2 (UT '22)	2 (2x/UT '22)	1.0 (2x/UT '22)	0.5 (2x/OSU '22)
Andrew Wilson-Lamp	2 (OSU '22)	2 (OSU '22)	4 (OSU '22)	0	0
Pass Defense					
	PBU	INTs	Total	TDs	
Jared Bartlett	1 (2x/TTU '20)	0	1 (KU '20)	0	
Beanie Bishop Jr. <	1 (Purdue '22)	0	1 (Purdue '22)	0	
Aubrey Burks	1 (2x/KSU '22)	1 (BU '22)	1 (3x/KSU '22)	0	
Keyshawn Cobb	3 (Toledo '22)	1 (OU '22)	3 (Toledo '22)	0	
Lance Dixon	1 (VT '22)	0	1 (VT '22)	0	
Marcis Floyd ^^	3 (2x/SMSU '21)	2 (2x/TTU '21)	3 (2x/SMSU '21)	1 (SEMO '20)	
Mike Lockhart	1 (VT '22)	0	1 (VT '22)	0	
Hershey McLaurin	1 (TCU '22)	0	1 (TCU '22)	0	
Montre Miller >	3 (Miami (OH) '21)	0	3 (Miami (OH) '21)	0	
Malachi Ruffin	3 (OSU '22)	1 (2x/KSU '22)	3 (OSU '22)	1 (KSU '22)	
Jacolby Spells	0	1 (VT '22)	1 (VT '22)	1 (VT '22)	
Andrew Wilson-Lamp	1 (2x/OSU '22)	0	1 (2x/OSU '22)	0	
Turnovers					
	Forced	Recovered	TDs		
Jared Bartlett	1 (VT '21)	1 (VT '21)	0		
Caden Biser	0	1 (TU '22)	0		
Aubrey Burks	1 (BU '22)	0	0		
Keyshawn Cobb @	1 (3x/CMU '22)	1 (BGSU '22)	0		
Lance Dixon %	1 (OSU '20)	0	0		
Marcis Floyd ^^	1 (3x/ISU '22)	0	0		
Davoan Hawkins ?	1 (5x/Tenn. Tech '22)	1 (3x/EID '22)	0		
Lee Kpogba	0	1 (Pitt '22)	0		
Montre Miller >	3 (VMI '21)	0	0		
Sean Martin	1 (2x/BU '22)	1 (LIU '21)	0		
Malachi Ruffin	0	1 (TCU '22)	0		

% - Dixon's numbers from Penn State

** - Cox's numbers from North Dakota State

> - Miller's numbers from Kent State

* - Carter's numbers from NC State

^^ - Floyd's numbers from Murray State

< - Bishop's numbers from Minnesota

+ - Massey's numbers from Bowling Green

- Kpogba's numbers from Syracuse

@ - Cobb's numbers from Buffalo

& - Poke's numbers from Kent State

? - Hawkins' numbers from Tennessee State

^ - Taylor's numbers from LSU

= - Mulbah's numbers from Penn State



2023 MOUNTAINEER ROSTER

No.	Name	Pos.	Ht.	Wt.	Cl.	Exp.	Hometown/High School/Previous College
0	Jaylen Anderson	RB	5-11	214	r-So.	1v	Perry, Ohio/Perry
0	Montre Miller	CB	5-11	188	r-Sr.	TR	Blythewood, S.C./Westwood/Kent State
1	Jeremiah Aaron	WR	5-10	188	Jr.	1v	Natchitoches, La./Pearland (Texas)/Navarro CC
1	Lee Kpogba	LB	6-1	234	Sr.	1v	Winston-Salem, N.C./Parkland/Syracuse/E. Miss. CC
2	Aubrey Burks	S	5-11	204	Jr.	1v	Oakridge, Fla./Auburndale
2	Rodney Gallagher III	WR	5-11	167	Fr.	HS	Uniontown, Pa./Laurel Highlands
3	Tomiwa Durojaiye	DL	6-4	278	r-Fr.	TR	Middletown, Del./Middletown/Kentucky
3	Ja'Shaun Poke	WR	5-10	184	Sr.	TR	Hampton, Ga./Dutchtown/Kent State
4	CJ Donaldson Jr.	RB	6-1	238	So.	1v	Miami, Fla./Gulliver Prep
5	Devin Carter	WR	6-3	215	r-Sr.	TR	Clayton, N.C./Clayton/NC State
5	Lance Dixon	SPEAR	6-2	221	r-Jr.	1v	Oak Park, Mich./West Bloomfield/Penn State
6	Garrett Greene	QB	5-11	198	Jr.	2v	Tallahassee, Fla./Chiles
6	Jacolby Spells	CB	5-11	184	So.	1v	Fort Lauderdale, Fla./American Heritage
7	Andrew Wilson-Lamp	CB	6-2	175	r-So.	1v	Massillon, Ohio/Massillon Washington
8	Tyrin Bradley	BAN	6-2	251	Jr.	TR	Lubbock, Texas/Monterey/Abilene Christian
8	Nicco Marchiol	QB	6-1	226	r-Fr.	RS	Chandler, Ariz./Hamilton
10	Jared Bartlett	BAN	6-2	236	r-Jr.	4v	Miami, Fla./Collins Hill (Ga.)
10	Jarel Williams	WR	6-2	206	r-Fr.	RS	Saraland, Ala./Saraland
11	Beanie Bishop Jr.	CB	5-10	181	r-Sr.	TR	Louisville, Ky./Pleasure Ridge Park/Minnesota
11	Cortez Braham	WR	6-2	199	Sr.	1v	Blythewood, S.C./Westwood/Hutchinson CC
12	Anthony Wilson	S	5-9	190	r-Jr.	TR	Columbia, S.C./Spring Valley/Georgia Southern
13	EJ Horton	WR	6-0	178	Jr.	TR	Louisville, Ky./Palmetto Academy/Marshall
13	Hershey McLaurin	SPEAR	6-1	212	Jr.	1v	Friendship, Miss./Collins/Jones County JC
14	Malachi Ruffin	CB	5-10	193	r-Jr.	2v	Nashville, N.C./Nash Central
15	Ben Cutter	LB	6-0	223	Fr.	HS	Denver, N.C./East Lincoln
15	Scott Kean	QB	6-2	203	r-Fr.	RS	Weston, Fla./St. Thomas Aquinas
15	Noah Massey	WR	6-3	237	r-Sr.	TR	Houston, Texas/Spring Westfield/Bowling Green/Angelo State
16	Sean Boyle	QB	6-2	210	Fr.	HS	Charlotte, N.C./Charlotte Catholic
17	Jackson Crist	QB	6-2	211	r-So.	SQ	Canfield, Ohio/Canfield
18	Tirek Austin-Cave	LB	6-1	229	Jr.	SQ	Pennsauken, N.J./Camden/Miami
18	Grant Cochran	QB	6-5	220	Fr.	HS	Princeton, W.Va./Princeton
18	Traylon Ray	WR	6-3	185	Fr.	HS	Tallahassee, Fla./North Florida Christian
19	Trey Lathan	LB	6-1	222	r-Fr.	RS	Goulds, Fla./Gulliver Prep
19	Graeson Malashevich	WR	5-9	183	r-Jr.	2v	Ceredo, W.Va./Spring Valley
20	DJ Oliver	RB	5-10	250	Fr.	HS	Perry, Fla./Port Saint Joe
22	Michael Hayes	K	5-9	187	r-Jr.	TR	Florence, S.C./West Florence/Georgia State
22	Josiah Jackson	CB	6-0	182	Fr.	HS	Fairfield, Ohio/Fairfield
22	Jahiem White	RB	5-7	190	Fr.	HS	York, Pa./William Penn Senior
23	Keyshawn Cobb	S	5-10	208	Sr.	TR	Fort Valley, Ga./Peach Valley/Bufalo
24	Marcis Floyd	S	6-0	197	r-Sr.	1v	Louisville, Ky./Du Pont Manual/Murray State
25	Tyler Evans	WR	5-7	184	r-Fr.	RS	Austintown, Ohio/Austintown Fitch
25	Jordan Jackson	CB	5-11	178	Fr.	HS	Fairfield, Ohio/Fairfield
26	Justin Johnson Jr.	RB	5-11	202	Jr.	2v	St. Louis, Mo./Edwardsville
27	Davis Mallinger	WR	6-1	191	r-So.	1v	Melbourne, Fla./Cocoa
28	Aden Tagaloa-Nelson	S	6-1	195	Fr.	HS	Lexington, Ky./Woodford County
29	Preston Fox	WR	5-10	188	r-Fr.	SQ	Morgantown, W.Va./Morgantown
29	Deuce Shabazz	CB	5-11	188	r-Fr.	TR	Marietta, Ga./Harrison/Pitt
30	Brayden Dudley	BAN	6-2	247	r-So.	SQ	Buford, Ga./Mill Creek
30	Judah Price	RB	5-9	188	Fr.	HS	Coal City, W.Va./Independence
31	Christian Stokes	S	6-0	199	r-Fr.	RS	Harper Woods, Mich./Harper Woods
32	Raleigh Collins III	SPEAR	6-2	199	r-Fr.	RS	Newark, Del./Neumann Goretti
33	Jairo Faverus	LB	6-0	217	r-So.	SQ	Amsterdam, The Netherlands/Bristol Academy of Sports
34	Luke Hamilton	FB	5-11	241	r-Sr.	TR	Cumberland, Md./Fort Hill/Towson
34	Avery Wilcox	S	6-0	204	r-So.	SQ	Ft. Mill, S.C./Ft. Mill
36	Caden Biser	LB	6-0	230	r-So.	1v	Keyser, W.Va./Morgantown
36	Noah Braham	TE	6-3	234	Fr.	HS	Morgantown, W.Va./University
37	Jayden Bell	CB	5-10	155	Fr.	HS	Fort Lauderdale, Fla./Saint Thomas Aquinas
38	Donald Brandel	LB	6-0	218	r-Fr.	RS	Morgantown, W.Va./University
38	Macguire Moss	LS	6-1	229	r-Fr.	RS	Batavia, Ill./Batavia

2023 MOUNTAINEER ROSTER

39	Quayvon Cyrus	CB	6-2	185	Fr.	HS	Parkersburg, W.Va./Parkersburg
39	Danny King	K	5-10	181	r-Jr.	SQ	Cumberland, Md./Fort Hill
40	Josiah Trotter	LB	6-2	242	Fr.	HS	Philadelphia, Pa./Saint Joseph's Prep
41	Kam Shallis	LB	5-11	205	Fr.	HS	Martinsburg, W.Va./Martinsburg
41	Oliver Straw	P	6-2	210	So.	1vl	Melbourne, Australia/Mentone Grammar School
42	RJ Kocan	K	5-10	226	r-Fr.	RS	West Islip, N.Y./St. John the Baptist
43	Austin Brinkman	LS	6-4	235	Jr.	2vl	Bel Air, Md./The John Carroll School
43	Colin McBee	FB	6-0	236	r-Fr.	RS	Morgantown, W.Va./University
44	Oreyend Fisher	DL	6-6	217	Fr.	HS	Georgetown, Ky./Great Crossing
45	Taurus Simmons	DL	6-2	245	Jr.	2vl	Savannah, Ga./Jenkins
46	Luke Savino	P	5-10	175	Fr.	HS	Somers, N.Y./Somers
47	Anthony Del Negro	DL	6-0	246	r-Sr.	1vl	Bohemia, N.Y./Connetquot/Stony Brook
48	Tyler Cain	LB	6-3	220	r-Fr.	HS	Beaver Falls, Pa./Beaver Falls/Navy Prep
48	Nate Flower	K	6-2	170	Fr.	HS	Fairmont, W.Va./Fairmont Senior
49	Taran Fitzpatrick	WR	6-1	192	r-Fr.	RS	Charleston, W.Va./George Washington
50	Brandon Yates	OL	6-4	316	r-Jr.	3vl	Middletown, Del./Liberty (Las Vegas, Nev.)
52	Nick Krahe	OL	6-6	293	Fr.	HS	Erie, Pa./Harbor Creek
52	Corey McIntyre Jr.	DL	6-3	305	Fr.	HS	Port St. Lucie, Fla./Treasure Coast
54	Zach Frazier	OL	6-3	311	Jr.	3vl	Fairmont, W.Va./Fairmont State
54	Fatorma Mulbah	DL	6-3	306	r-Jr.	TR	Harrisburg, Pa./Susquehanna Township/Penn State
55	Davoan Hawkins	DL	6-3	270	S-Sr.	TR	Lauderhill, Fla./Chaminade-Madonna/Kentucky/Tennessee State
55	Tomas Rimac	OL	6-6	318	r-So.	1vl	Brunswick, Ohio/Brunswick
56	James Heard Jr.	BAN	6-2	229	Fr.	HS	Camden, N.J./Camden
56	Sullivan Weidman	OL	6-5	323	r-Fr.	RS	Franklin, Mass./Dexter Southfield
58	Nick Malone	OL	6-5	298	r-Jr.	2vl	Morgantown, W.Va./Morgantown
60	Johnny Williams IV	OL	6-7	308	Fr.	HS	Macon, Ga./Northeast
63	Bryce Biggs	OL	6-4	310	r-So.	SQ	Ashland, Ky./Spring Valley
64	Cooper Young	OL	6-5	319	Fr.	HS	Downingtown, Pa./Downingtown West
66	Ja'Quay Hubbard	OL	6-5	326	r-Jr.	1vl	Sharpsville, Pa./Sharpsville/Virginia
67	Landen Livingston	OL	6-4	294	r-Fr.	RS	Leo, Ind./Leo
71	Maurice Hamilton	OL	6-3	321	r-Fr.	RS	Cleveland, Ohio/Cleveland Heights
72	Doug Nester	OL	6-7	320	Sr.	2vl	Kenova, W.Va./Spring Valley/Virginia Tech
74	Wyatt Milum	OL	6-6	310	Jr.	2vl	Kenova, W.Va./Spring Valley
76	Charlie Katarancic	OL	6-4	293	r-Fr.	RS	Pittsburgh, Pa./Choate Rosemary School (Conn.)
80	TJ Johnson	TE	6-3	219	Fr.	HS	Chesapeake, Va./Oscar Smith
81	Treytan Davis	TE	6-3	255	r-So.	1vl	Jackson, Ohio/Jackson
82	Victor Wikstrom	TE	6-4	263	r-So.	SQ	Uppsala, Sweden/RIG Celsiusskolan
83	CJ Cole	WR	6-4	207	r-So.	SQ	Washington, Pa./McGuffey
84	Hudson Clement	WR	6-1	197	r-Fr.	RS	Martinsburg, W.Va./Martinsburg
85	Ryan Wolfe	WR	6-3	215	Fr.	HS	Ona, W.Va./Cabell Midland
86	Will Dixon	TE	6-5	227	r-Fr.	RS	Hillsborough, N.J./Hillsborough
87	Derek Berlitz	DL	6-1	256	r-Fr.	RS	Catawissa, Pa./Southern Columbia
87	Kole Taylor	TE	6-7	246	Jr.	TR	Grand Junction, Colo./Central/LSU
88	Donovan Grayson	DL	6-3	225	Fr.	HS	Stafford, Va./Brooke Point
89	DJ Cotton	DL	6-2	260	Fr.	HS	Baltimore, Md./Mt. Zion Prep
89	Carson Everhart	TE	6-5	229	So.	TR	East Wenatchee, Wash./Eastmont/Simon Fraser
91	Sean Martin	DL	6-5	291	Jr.	2vl	Bluefield, W.Va./Bluefield
92	Asani Redwood	DL	6-3	290	r-Fr.	RS	Suwanee, Ga./Collins Hill
93	Mike Lockhart	DL	6-3	309	r-Jr.	1vl	Birmingham, Ala./Huffman/Georgia Tech
94	Hammond Russell IV	DL	6-3	307	r-So.	SQ	Dublin, Ohio/Dublin Coffman
95	Zachariah Keith	DL	6-6	258	Fr.	HS	Douglasville, Ga./Douglas County
96	Edward Vesterinen	DL	6-3	283	Jr.	2vl	Helsinki, Finland/French Finnish School of Helsinki
97	Jalen Thornton	DL	6-2	277	r-Jr.	3vl	Cincinnati, Ohio/Indian Hill
98	Leighton Bechdel	P	6-0	211	r-Jr.	SQ	Towson, Md./Towson
98	Harry Hilvert	DL	6-0	250	r-Fr.	RS	Cleves, Ohio/Taylor
99	Zeiqui Lawton	DL	6-1	271	r-So.	RS	Charleston, W.Va./South Charleston/Cincinnati
99	Ronan Swope	P	5-11	160	r-So.	SQ	King of Prussia, Pa./Malvern Prep

THE LAST TIME ...

By The Mountaineers ...

30 Rushing Attempts: 33 by Leddie Brown vs. Texas/Nov. 20, 2021
40 Rushing Attempts: 40 by Quincy Wilson vs. Rutgers/Oct. 11, 2003
100 Rushing Yards: 155 by Jaylen Anderson vs. Oklahoma State/Nov. 26, 2022
200 Rushing Yards: 209 by Justin Crawford vs. Baylor/Dec. 3, 2016
300 Rushing Yards: 331 by Justin Crawford vs. Oklahoma/Nov. 19, 2016
75-Yard Run (no touchdown): 79 by Tevin Bush vs. Baylor/Oct. 25, 2018
75-Yard Touchdown Run: 82 by CJ Donaldson Jr. vs. Towson/Sept. 17, 2022
50-Yard Run (no touchdown): 51 by Martell Pettaway vs. Syracuse/Dec. 28, 2018
50-Yard Touchdown Run: 54 and 57 by Jaylen Anderson vs. Oklahoma State/Nov. 26, 2022
2 Rushing Touchdowns: 2 by Jaylen Anderson vs. Oklahoma State/Nov. 26, 2022
2 Rushing Touchdowns in Back-to-Back Games: by CJ Donaldson Jr., 2 vs. Kansas/Sept. 10, 2022 and 3 vs. Towson/Sept. 17, 2022
Two Players with 2 Rushing Touchdowns: 2 by Tony Mathis Jr. and 3 by CJ Donaldson Jr. vs. Towson/Sept. 17, 2022
3 Rushing Touchdowns: 3 by CJ Donaldson Jr. vs. Towson/Sept. 17, 2022
Double 100-Yard Rushers: 104 by Tony Mathis Jr. and 101 by CJ Donaldson Jr. vs. Towson/Sept. 17, 2022
Three 100-Yard Rushers: 129 by Skyler Howard, 115 by Wendell Smallwood and 108 by Rushel Shell at Kansas/Nov. 21, 2015
Double 200-Yard Rushers: by Pat White (220) and Steve Slaton (215) at Pitt/Nov. 16, 2006
Two 100-Yard Rushers and Two 100-Yard Receivers: 129 by Justin Crawford and 127 by Kennedy McKoy rushing and 7 catches for 104 yards by Daikiel Shorts and 4 catches for 102 yards by Shelton Gibson vs. Kansas/Nov. 5, 2016
30 Pass Completions: 30 by Jarret Doege vs. Iowa State/Oct. 31, 2021
20 Pass Completions: 29 by JT Daniels at Texas/Oct. 1, 2022
20 Consecutive Completions: 21 by Geno Smith vs. Kansas/Dec. 1, 2012
10 Consecutive Completions: 11 by JT Daniels vs. Kansas/Sept. 10, 2022
60 Pass Attempts: 65 by Geno Smith vs. LSU/Sept. 24, 2011
50 Pass Attempts: 50 by Jarret Doege at Texas/Nov. 7, 2020
40 Pass Attempts: 48 by JT Daniels at Texas/Oct. 1, 2022
35 Pass Attempts: 48 by JT Daniels at Texas/Oct. 1, 2022
30 Pass Attempts: 39 by JT Daniels vs. TCU/Oct. 29, 2022
3 Touchdown Passes: 3 by Garrett Greene vs. Kansas State/Nov. 19, 2022
4 Touchdown Passes: 4 by Will Grier vs. Oklahoma/Nov. 23, 2018
5 Touchdown Passes: 5 by Will Grier vs. Kansas State/Sept. 22, 2018
6 Touchdown Passes: 8 by Geno Smith vs. Baylor/Sept. 29, 2012
300 Yards Passing: 350 by JT Daniels vs. Kansas/Sept. 10, 2022
400 Yards Passing: 539 by Will Grier vs. Oklahoma/Nov. 23, 2018
500 Yards Passing: 539 by Will Grier vs. Oklahoma/Nov. 23, 2018
600 Yards Passing: 656 by Geno Smith vs. Baylor/Sept. 29, 2012
100 Yards Rushing and Passing: by Garrett Greene (119/138) vs. Oklahoma/Nov. 12, 2022
200 Yards Rushing and Passing: by Pat White (220/204) at Pitt/Nov. 16, 2006
100 Yards Rushing and Receiving: by Steve Slaton (215/130) at Pitt/Nov. 16, 2006
300 Yards Total Offense: 365 by JT Daniels vs. Kansas/Sept. 10, 2022
400 Yards Total Offense: 517 by Will Grier vs. Oklahoma/Nov. 23, 2018
500 Yards Total Offense: 517 by Will Grier vs. Oklahoma/Nov. 23, 2018
600 Yards Total Offense: 687 by Geno Smith vs. Baylor/Sept. 29, 2012
15 Receptions: 16 by Kevin White at Texas/Nov. 8, 2014
10 Receptions: 11 by Bryce Ford-Wheaton vs. Kansas/Sept. 10, 2022
9 Receptions: 11 by Bryce Ford-Wheaton vs. Kansas/Sept. 10, 2022
4 Touchdown Receptions: 4 by Stedman Bailey vs. Oklahoma/Nov. 17, 2012
3 Touchdown Receptions: 3 by Sam James vs. Kansas State/Nov. 19, 2022
2 Touchdown Receptions: 2 by Bryce Ford-Wheaton vs. Kansas/Sept. 10, 2022
Two Players with 2 Touchdown Receptions: 2 by Gary Jennings Jr. and 2 by David Sills V vs. Oklahoma/Nov. 23, 2018
Double 100-Yard Receivers: 106 by Bryce Ford-Wheaton and 100 by Winston Wright Jr. vs. Iowa State/Oct. 30, 2021
Three 100-Yard Receivers: 303 by Stedman Bailey, 215 by Tavon Austin and 114 by J.D. Woods vs. Baylor/Sept. 29, 2012
100 Yards Receiving: 102 by Sam James vs. Kansas State/Nov. 19, 2022
150 Yards Receiving: 152 by Bryce Ford-Wheaton vs. Kansas/Sept. 10, 2022
200 Yards Receiving: 225 by Gary Jennings Jr. vs. Oklahoma/Nov. 23, 2018
75-Yard Touchdown Reception: 83 by George Campbell from Austin Kendall at Baylor/Oct. 31, 2019
50-Yard Touchdown Reception: 71 by Sam James from Garrett Greene vs. Kansas State/Nov. 19, 2022
50-Yard Reception (no touchdown): 51 by Sam James from JT Daniels vs. Towson/Sept. 17, 2022
Rushing and Receiving Touchdown: by Leddie Brown vs. Kansas/Oct. 17, 2020
2 Rushing and 2 Receiving Touchdowns: by Steve Slaton at Pitt/Nov. 16, 2006
2 Rushing and 2 Passing Touchdowns: by Will Grier at Kansas/Sept. 23, 2017
Kickoff Return For Touchdown: 90 yards by Winston Wright Jr. vs. LIU/Sept. 11, 2021
Recovered an Onside Kick: Casey Legg kicked the ball 17 yards, recovered by Alonzo Addae vs. Army/Dec. 31, 2020
Returned Opening Kick for a Touchdown: 90 yards by Winston Wright Jr. vs. LIU/Sept. 11, 2021
Punt Return For Touchdown: 76 yards by Tavon Austin vs. TCU/Nov. 3, 2012

JAYLEN ANDERSON



MALACHI RUFFIN



THE LAST TIME ...

Punt Blocked and Returned For Touchdown: 1 yard by Thandi Smith (blocked, picked up and returned) at Rutgers/Oct. 8, 2005

Punt Blocked: by CJ Donaldson at Pitt/Sept. 1, 2022

Punt Blocked For Touchdown: Blocked by Osman Kamara and recovered by Marvin Gross vs. Oklahoma State/Oct. 28, 2017

Punt Blocked For Safety: by Jarrod Harper at Maryland/Sept. 13, 2014

Interception Return For Touchdown: 43 yards by Malachi Ruffin vs. Kansas State/Nov. 19, 2022

Interception Return For Touchdown by a Defensive Lineman: 19 yards by Keilen Dykes at Syracuse/Oct. 6, 2007

Two Interceptions Returned for Touchdown: by Shawn Hackett (41) and Grant Wiley (22) vs. Boston College/Sept. 2, 2000

50-Yard Field Goal: 51 by Casey Legg at Kansas State/Nov. 16, 2019

Field Goal Blocked: by Dante Stills vs. Baylor/Oct. 3, 2020

Field Goal Blocked and Returned for Touchdown: 72 yards by Derrek Pitts Jr., (blocked by Kenny Bigelow Jr.) at Iowa State/Oct. 13, 2018

Missed an Extra Point: by Casey Legg vs. Kansas State/Nov. 19, 2022

Two Interceptions in a Game: 2 by Kenny Robinson at Texas Tech/Sept. 30, 2018

Three Interceptions in a Game: 3 by Karl Joseph vs. Georgia Southern/Sept. 5, 2015

Three Interceptions in a Quarter: 3 by Karl Joseph vs. Georgia Southern/Sept. 5, 2015

Four Interceptions in a Game: 4 by Mike Slater vs. Kentucky/Nov. 1, 1969

Intercepted Fumble Returned For Touchdown: no instance yet found

Fumble Returned For Touchdown: 42 yards by Jared Barber vs. Texas/Nov. 14, 2014

Fumble Recovered For Touchdown: 0 yards by Karl Joseph at Baylor/Oct. 4, 2013

Two-Point Conversion By Rush: Reese Smith vs. Army/Dec. 31, 2020

Two-Point Conversion By Pass: Bryce Ford-Wheaton from JT Daniels vs. Kansas/Sept. 10, 2022

Extra Point Blocked: by Dante Stills vs. Baylor/Oct. 13, 2022

Extra Point Blocked and Returned for Defensive Extra Point Conversion: 87 yards by Jacolby Spells vs. Baylor/Oct. 13, 2022

Defensive Extra Point: Jacolby Spells returned blocked extra point 87 yards for a defensive extra-point conversion vs. Baylor/Oct. 13, 2022

Defensive Extra Point (Two-Point Pass Attempt): Matt Taffoni intercepted Pitt two-point pass attempt (John Ryan) and returned it 100 yards for a two-point defensive score/Oct. 15, 1994

Team Gained 300 Yards Rushing: 316 vs. Towson/Sept. 17, 2022

Team Gained 400 Yards Rushing: 426 at Kansas/Nov. 21, 2015

Team Gained 500 Yards Rushing: 517 vs. Connecticut/Nov. 24, 2007

Team Failed To Gain 100 Yards Rushing: 76 at Iowa State/Nov. 5, 2022

Team Failed To Gain 50 Yards Rushing: 17 vs. Oklahoma State/Nov. 6, 2021

Team Gained 300 Yards Passing: 308 vs. Towson/Sept. 17, 2022

Team Gained 400 Yards Passing: 498 vs. Texas Tech/Nov. 9, 2019

Team Gained 500 Yards Passing: 539 vs. Oklahoma/Nov. 23, 2018

Team Failed To Gain 100 Yards Passing: 77 vs. Oklahoma State/Nov. 26, 2022

Team Gained 500 Yards Total Offense: 500 vs. Baylor/Oct. 13, 2022

Team Gained 600 Yards Total Offense: 624 vs. Towson/Sept. 17, 2022

Team Gained 700 Yards Total Offense: 704 vs. Oklahoma/Nov. 23, 2018

Team Gained 800 Yards Total Offense: 807 vs. Baylor/Sept. 29, 2012

Team Gained 400 Yards Total Offense in the First Half: 435 vs. Towson/Sept. 17, 2022

Team Gained 400 Yards Total Offense in the Second Half: 523 vs. Oklahoma/Nov. 17, 2012

Team Failed To Gain 200 Yards Total Offense: 133 vs. Oklahoma State/Nov. 6, 2021

Drive of 99 Yards: 99 yards on 15 plays in first quarter against TCU/Nov. 14, 2020

Team Failed To Get A First Down: no instance yet found

Team Failed To Get A Rushing First Down: vs. Texas Western/Nov. 25, 1950

Team Failed To Get A Passing First Down: vs. South Carolina/Dec. 30, 1969

Team Failed To Get a Third Down Conversion: vs. Syracuse (0/10)/Dec. 29, 2012

Team Had Six Turnovers: two interceptions, four fumbles vs. Maryland/Sept. 21, 2013

Team Had Five Turnovers: four interceptions, one fumble vs. Oklahoma State/Oct. 28, 2017

Successful Fake Punt: 5-yard rush by Sam James vs. Oklahoma/Nov. 12, 2022

Scored 70+ Points: 70 vs. Baylor/Sept. 29, 2012

Scored 60+ Points: 65 vs. Towson/Sept. 17, 2022

Scored 50+ Points: 65 vs. Towson/Sept. 17, 2022

Scored 40+ Points: 43 vs. Baylor/Oct. 13, 2022

Scored 30+ Points: 31 vs. Kansas State/Nov. 19, 2022

Scored 40+ Points in a Half: 45 in the 1st half vs. Towson/Sept. 17, 2022

Scored 30+ Points in a Half: 45 in the 1st half vs. Towson/Sept. 17, 2022

Scored 0 Points in a Half: 0 in the 2nd half vs. Oklahoma State/Nov. 6, 2021

Scored 0 Points in a Half at Home: 0 in the 2nd half vs. Oklahoma State/Nov. 6, 2021

Scored 30+ Points in a Quarter: 31 in the 2nd quarter vs. Baylor/Oct. 25, 2018

Shutout Recorded: 66-0 vs. LIU/Sept. 11, 2021


Forced Four Turnovers in a Game: four (two interceptions, two fumbles) at Oklahoma State/Nov. 17, 2018

Forced Five Turnovers in a Game: five vs. Texas/Nov. 14, 2015

Forced Six Turnovers in a Game: six vs. Maryland/Sept. 26, 2015

Forced Eight Turnovers in a Game: eight vs. Rutgers/Nov. 3, 2001

OLIVER STRAW



EDWARD VESTERINEN



THE LAST TIME ...

Safety Scored: Dante Stills sacked Mike Collins of TCU in the end zone/Nov. 10, 2018
Two Safeties Scored: at Syracuse/Sept. 25, 2000
Played An Overtime Game: L/42-55 (1OT) vs. Kansas/Sept. 10, 2022
Played Back-to-Back Overtime Games: L 47-40 (1OT) vs. Texas/Nov. 9, 2013;
 W 30-27 (1OT) at TCU/Nov. 2, 2013
Won Game Without An Offensive TD: at Syracuse/Sept. 5, 2005
Won Game Without a Rushing TD: vs. Army/Dec. 31, 2020


Versus West Virginia ...

30 Rushing Attempts: 36 by J.D. King of Oklahoma State/Oct. 28, 2017
100 Rushing Yards: 211 by Eric Gray of Oklahoma/Nov. 12, 2022
200 Rushing Yards: 211 by Eric Gray of Oklahoma/Nov. 12, 2022
75-Yard Run: 75 by C.J. Brown of Maryland/Sept. 13, 2014
50-Yard Touchdown Run: 51 by Kendre Miller of TCU/Oct. 29, 2022
50-Yard Non-Touchdown Run: 54 by Eric Gray of Oklahoma/Nov. 12, 2022
3 Rushing Touchdowns: 3 by Tyhier Tyler of Army/Dec. 31, 2020
4 Rushing Touchdowns: 4 by Rodney Anderson of Oklahoma/Nov. 25, 2017
2 Players Rushing for 100 Yards: 103 by LD Brown and 101 by Chuba Hubbard of Oklahoma State /Sept. 26, 2020
20 Pass Completions: 24 by Hunter Dekkers of Iowa State/Nov. 5, 2022
30 Pass Completions: 30 by Taylor Cornelius of Oklahoma State/Nov. 17, 2018
50 Pass Attempts: 51 by Drew Lock of Missouri/Sept. 3, 2016
40 Pass Attempts: 45 by Behren Morton of Texas Tech/Oct. 22, 2022
30 Pass Attempts: 36 by Hunter Dekkers of Iowa State/Nov. 5, 2022
3 Touchdown Passes: 3 by Max Duggan of TCU/Oct. 29, 2022
4 Touchdown Passes: 4 by Gerry Bohanon of Baylor/Oct. 9, 2021
5 Touchdown Passes: 5 by Taylor Cornelius of Oklahoma State/Nov. 17, 2018
300 Yards Passing: 341 by Max Duggan of TCU/Oct. 29, 2022
400 Yards Passing: 418 by Mike Bercovici of Arizona State/Jan. 2, 2016
500 Yards Passing: 554 by Landry Jones of Oklahoma/Nov. 17, 2012
100 Yards Rushing & 300 Yards Passing: by Kyler Murray (114/364) of Oklahoma /Nov. 23, 2018
100 Yards Rushing & 200 Yards Passing: by Kyler Murray (114/364) of Oklahoma /Nov. 23, 2018
100 Yards Rushing & 100 Yards Passing: by Kyler Murray (114/364) of Oklahoma /Nov. 23, 2018
300 Yards Total Offense: 300 by Will Howard of Kansas State/Nov. 19, 2022
400 Yards Total Offense: 478 by Kyler Murray of Oklahoma/Nov. 23, 2018
500 Yards Total Offense: 540 by Seth Russell of Baylor/Oct. 17, 2015
10 Receptions: 10 by Emeka Emezie of NC State/Sept. 14, 2019
2 Touchdown Receptions: 2 by Xavier Worthy and 2 by Ja'Tavion Sanders of Texas/Oct. 1, 2022
3 Touchdown Receptions: 3 by Corey Coleman of Baylor/Oct. 17, 2015
4 Touchdown Receptions: 4 by Kenny Stills of Oklahoma/Nov. 17, 2012
100 Yards Receiving: 111 by Malik Knowles/Nov. 19, 2022
150 Yards Receiving: 210 by Gavin Holmes of Baylor/Oct. 13, 2022
200 Yards Receiving: 210 by Gavin Holmes of Baylor/Oct. 13, 2022
Double 100-Yard Receivers: 133 by Dontay Demus and 122 by Rakim Jarrett of Maryland /Sept. 4, 2021
50-Yard Touchdown Reception: 55 by Quentin Johnson and 71 by Tave Barber of TCU/Oct. 29, 2022
75-Yard Touchdown Reception: 75 by Tyquan Thornton of Baylor/Oct. 9, 2021
50-Yard Reception (no touchdown): 67 by Marvin Mims Jr. of Oklahoma/Nov. 12, 2022
Rushing and Receiving Touchdown: 1 rushing & 1 receiving by Tre Watson of Texas /Nov. 3, 2018
Passing and Receiving Touchdown: 1 passing and 2 receiving by Xavier Worthy of Texas/Oct. 1, 2022
Passing and Rushing Touchdown: 2 passing and 1 rushing by Will Howard of Kansas State/Nov. 19, 2022
Passing, Receiving and Rushing Touchdown: by Kenny Hill of TCU/Oct. 7, 2017
Kickoff Return For Touchdown: 96 yards by D'Ago Hunter of Towson/Sept. 17, 2022
Opening Kickoff Return for Touchdown: 100 yards by Derius Davis of TCU/Oct. 23, 2021
Recovered an Onside Kick: Jay Sedwick kicked the ball 16 yards, recovered by Chance Waz of Baylor/Oct. 21, 2017

AUSTIN BRINKMAN



GARRETT GREENE



THE LAST TIME ...

- Punt Return For Touchdown:** 70 yards by Jalen Reagor of TCU/Nov. 29, 2019
- 2 Players Return Punts For Touchdown:** by DeJuan Tribble (41) and Will Blackmon (71) of Boston College/Nov. 13, 2004
- Punt Blocked:** blocked by Logan Carter of Oklahoma State/Nov. 17, 2018
- Punt Blocked/Recovered in End Zone For Touchdown:** blocked by Brayden Willis and recovered in end zone by Austin Stogner of Oklahoma/Oct. 19, 2019
- Punt Blocked/Returned For Touchdown:** blocked by Marcus Gildersleeve and returned 17 yards by Ricky Hall of Virginia Tech/Oct. 31, 1998
- Interception Return For Touchdown:** 37 yards by Cincere Mason of Kansas State/Nov. 19, 2022
- 50-Yard Field Goal:** 53 by Ty Zentner of Kansas State/Nov. 19, 2022
- Field Goal Blocked:** by Bravvion Roy of Baylor/Oct. 31, 2019
- Blocked Field Goal Returned For Touchdown:** 82 yards by Andrew Johnson of Louisville /Nov. 5, 2011
- Intercepted Fumble Returned For Touchdown:** 75 yards by Tim Quense of Pitt /Oct. 1, 1983
- Fumble Recovered/Returned For Touchdown:** 56 yards by Zech McPhearson of Texas Tech /Sept. 26, 2020
- Two-Point Conversion By Rush:** by Davin Meggett of Maryland/Sept. 17, 2011
- Two-Point Conversion By Pass:** by Matthew Eaton from Brock Purdy of Iowa State /Oct. 13, 2018
- Defensive Extra Point:** Billy Bowman of Oklahoma recovered and returned a fumbled snap for a two-point conversion/Nov. 12, 2022
- Extra Point Blocked:** by Ochaun Mathis of TCU/Oct. 23, 2021
- Extra Point Fumble Recovered and Returned for Defensive Extra Point Conversion:** Billy Bowman of Oklahoma/Oct. 13, 2022
- Punt Blocked For Safety:** by Chris Nofoaiga of Idaho/Oct. 7, 2000
- Team Gained 400 Yards Rushing:** 468 by Baylor/Oct. 4, 2013
- Team Gained 300 Yards Rushing:** 304 by Oklahoma/Nov. 23, 2018
- Team Gained 200 Yards Rushing:** 236 by Oklahoma/Nov. 12, 2022
- Team Failed To Gain 100 Yards Rushing:** 35 by Virginia Tech/Sept. 22, 2022
- Team Finished With Negative Rushing Yards:** Minus-7 by TCU/Nov. 3, 2018
- Team Gained 300 Yards Passing:** 341 by TCU/Oct. 29, 2022
- Team Gained 400 Yards Passing:** 421 by Baylor/Oct. 13, 2022
- Team Failed To Gain 100 Yards Passing:** 98 by Towson/Sept. 17, 2022
- Team Failed To Gain 50 Yards Passing:** 29 by Georgia Southern/Sept. 5, 2015
- Team Gained 500 Yards Total Offense:** 594 by Texas Tech/Oct. 22, 2022
- Team Gained 600 Yards Total Offense:** 668 by Oklahoma/Nov. 23, 2018
- Team Gained 700 Yards Total Offense:** 872 by Baylor/Oct. 5, 2013
- Team Gained 800 Yards Total Offense:** 872 by Baylor/Oct. 5, 2013
- Team Failed To Gain 250 Yards Total Offense:** 180 by Towson/Sept. 17, 2022
- Team Failed To Gain 200 Yards Total Offense:** 180 by Towson/Sept. 17, 2022
- Team Failed To Gain 100 Yards Total Offense:** 95 by LIU/Sept. 11, 2021
- Team Finished with 35 or more First Downs:** 35 by Oklahoma State/Nov. 17, 2018
- Team Finished with 30 or more First Downs:** 33 by Texas Tech/Oct. 22, 2022
- Team Failed To Get A First Down:** no instance yet found
- Team Failed To Get A Rushing First Down:** by Western Michigan/Sept. 7, 1996
- Team Failed To Get A Passing First Down:** by Pitt/Oct. 10, 1981
- Successful Fake Punt:** by NC State/Sept. 14, 2019
- Team Scored 70+ Points:** 73 by Baylor/Oct. 5, 2013
- Team Scored 60+ Points:** 62 by Baylor/Oct. 17, 2015
- Team Scored 50+ Points:** 55 by Kansas/Sept. 10, 2022
- Team Scored 40+ Points:** 48 by Kansas State/Nov. 19, 2022
- Team Scored 30+ Points:** 48 by Kansas State/Nov. 19, 2022
- Shutout Recorded:** 37-0 by Maryland/Sept. 21, 2013
- Safety Scored:** When WVU's Yodny Cajuste was called for holding in the end zone at Iowa State/Oct. 13, 2018
- Two Safeties Scored:** When WVU's Geno Smith was tackled in the end zone by Syracuse's Cameron Lynch and Siriki Diabate, and when Smith was called for intentional grounding when he was being tackled by Brandon Sharpe/Dec. 29, 2012

NICCO MARCHIOL



WYATT MILUM





MOUNTAINEER TOP RUSHING MARKS

1.	569	Washington & Lee	November 10, 1923
2.	536	East Carolina	September 28, 2002
3.	517	Connecticut	November 24, 2007
4.	478	East Carolina	September 4, 2004
5.	457	Syracuse	October 14, 2006
6.	458	Oklahoma	November 17, 2012
7.	451	Pitt	November 24, 2005
8.	446	Syracuse	October 30, 1993
	446	Rutgers	November 3, 2001
10.	437	Pitt	November 16, 2006
11.	427	Cincinnati	October 17, 1987
12.	426	Kansas	November 21, 2015
13.	397	East Carolina	September 22, 2007
14.	394	Eastern Washington	September 9, 2006
15.	382	Georgia	January 2, 2006
16.	379	East Carolina	November 7, 1992
17.	378	Pitt	September 29, 1990
18.	376	West Virginia Wesleyan	October 1, 1938
	376	Louisville	November 22, 2008

MOUNTAINEER TOP PASSING MARKS

1.	656	Baylor	September 29, 2012
2.	539	Oklahoma	November 23, 2018
3.	532	Arizona State	January 2, 2016
4.	511	Maryland	September 13, 2014
5.	498	Texas Tech	November 9, 2019
6.	469	UConn	October 8, 2011
7.	463	LSU	September 24, 2011
8.	452	Missouri	December 26, 1998
9.	448	James Madison	September 15, 2012
10.	431	Norfolk State	September 10, 2011
11.	429	Tennessee	September 1, 2018
12.	416	Pitt	September 28, 1968
13.	410	Louisville	November 5, 2011
14.	409	Pitt	November 27, 1998
15.	407	Kansas	December 1, 2012
	407	Clemson	January 4, 2012
17.	403	East Carolina	September 9, 2017
18.	401	Oklahoma State	November 10, 2012
19.	396	Baylor	October 25, 2018
	396	Pitt	October 15, 1994
21.	390	Purdue	September 2, 1995
22.	389	Youngstown State	September 10, 2016
23.	388	Maryland	September 17, 2011
24.	380	Miami	October 24, 1998
25.	376	Oklahoma	September 20, 2014
26.	372	Cincinnati	November 12, 2011
27.	371	TCU	November 10, 2018
	371	Rutgers	November 9, 1996
	371	Virginia Tech	September 3, 2017

MOUNTAINEER TOP TOTAL OFFENSE

1.	807	Baylor	September 29, 2012
2.	778	Oklahoma	November 17, 2012
3.	704	Oklahoma	November 23, 2018
4.	694	Maryland	September 13, 2014
5.	676	Arizona State	January 2, 2016
6.	674	Washington & Lee	November 10, 1923
7.	655	Marshall	September 1, 2012
8.	654	Syracuse	October 30, 1993
9.	650	Texas Tech	October 15, 2016
10.	647	Kansas	December 1, 2012
11.	643	Bowling Green	October 1, 2011
12.	641	Pitt	October 2, 1965
	641	Pitt	November 16, 2006
14.	635	Kansas	September 23, 2017
15.	630	Kansas	November 21, 2015
16.	627	Rutgers	November 3, 2001
17.	625	Youngstown State	September 8, 2018
18.	624	Towson	September 17, 2022
	624	Eastern Kentucky	September 12, 2020
	624	Youngstown State	September 10, 2016
	624	Connecticut	November 24, 2007
22.	623	Pitt	November 27, 1999
23.	621	East Carolina	September 4, 2004

Pronunciation Guide

FIRST NAMES

Aden (Tagaloa-Nelson).....	Ay-din
Asani (Redwood).....	Ah-sohn-E
Braham (Cortez).....	bray-ham
Braham (Noah).....	bram
Davoan (Hawkins).....	day-vee-own
Fatorma (Mulbah).....	Fuh-torm-uh
Graeson (Malashevich).....	gray-son
Jaheim (White).....	juh-heem
Jairo (Faverus).....	Jai-Eh-roe
Ja'Quay (Hubbard).....	juh-KWAY
Jarel (Williams).....	juh-rell
Malachi (Ruffin).....	Mal-uh-kigh
Marcis (Floyd).....	mar-kus
Oryend (Fisher).....	oh-ry-en
Taran (Fitzpatrick).....	tuh-ran
Taurus (Simmons).....	Tar-us
Tirek (Austin-Cave).....	tah-reek
Tomas (Rimac).....	Toe-moss
Tomiwa (Durojaiye).....	Toe-me-wah
Traylon (Ray).....	tray-lin
Treytan (Davis).....	tray-lin
Zeiqui (Lawton).....	Zigh-key

LAST NAMES

Bechdel (Leighton).....	beck-dole
Brandel (Donald).....	brand-ol
Durojaiye (Tomiwa).....	durr-oh-jy-yay
Faverus (Jairo).....	Fahv-russ
Katarincic (Charlie).....	cat-en-rin-sic
Kpogba (Lee).....	Ko-buh
Kocan (T.J.).....	ko-chan
Krahe (Nick).....	cray
Malashevich (Graeson).....	Mal-uh-shev-ich
Mallinger (Davis).....	mal "like cow" – in-ger
Marchiol (Nicco).....	Mark-E-ole
Milum (Wyatt).....	my-lum
Mulbah (Fatorma).....	mall-buh
Rimac (Tomas).....	ree-mack
Shabazz (Deuce).....	shuh-bazz
Tagaloa-Nelson (Aden).....	tag-uh-low-uh
Vesterinen (Edward).....	vest-ur-en-in
Weidman (Sullivan).....	weed-man
Wikstrom (Victor).....	wick-strum



WR, 5-10, 188, Jr.
Navarro CC
Natchitoches, La.

1 JEREMIAH
AARON

- Has played in 11 career games at WVU

2023 Game-By-Game

Opponent	No.	Yards	Avg.	TDs	Long
Penn. St.					
Duquesne					
Pitt					
Texas Tech					
TCU					
Houston					
Oklahoma St.					
UCF					
BYU					
Oklahoma					
Cincinnati					
Baylor					
Totals	0	0	0	0	0

Aaron's Receiving Statistics

Year	Games	No.	Yards	Avg.	TD	Long
2023	0	0	0	0	0	0
2022	11	12	124	10.3	1	22
Totals	11	12	124	10.3	1	22



RB, 5-11, 214, r-So.
Perry
Perry, Ohio

0 JAYLEN
ANDERSON

- Has played in six career games at WVU

2023 Game-By-Game

Opponent	Att.	Yds	Avg.	TDs	Long	Rec	Yds	TDs
Penn. St.								
Duquesne								
Pitt								
Texas Tech								
TCU								
Houston								
Oklahoma St.								
UCF								
BYU								
Oklahoma								
Cincinnati								
Baylor								
Total	0	0	0	0	0	0	0	0

Anderson's Rushing Statistics

Year	Games	Att.	Yards	Avg.	TD	Long
2023	0	0	0	0	0	0
2022	6	35	275	7.9	2	57
Totals	6	35	275	7.9	2	57

Anderson's Receiving Statistics

Year	Games	No.	Yards	Avg.	TD	Long
2023	0	0	0	0	0	0
2022	6	1	15	15.0	0	15
Totals	6	1	15	15.0	0	15



WR, 6-2, 199, Sr.
Hutchinson CC
Baltimore, Md.

11 CORTEZ
BRAHAM

- Has played in 11 career games at WVU, including two starts

2023 Game-By-Game

Opponent	No.	Yards	Avg.	TDs	Long
Penn. St.					
Duquesne					
Pitt					
Texas Tech					
TCU					
Houston					
Oklahoma St.					
UCF					
BYU					
Oklahoma					
Cincinnati					
Baylor					
Totals	0	0	0	0	0

Braham's Receiving Statistics

Year	Games	No.	Yards	Avg.	TD	Long
2023	0	0	0	0	0	0
2022	11	14	147	10.5	0	30
Totals	11	14	147	10.5	0	30



WR, 6-3, 215, r-Sr.
NC State
Clayton, N.C.

18 DEVIN
CARTER

- Enrolled at WVU in January 2023
- Arrived at WVU from NC State, where he played in 49 career contests and started 42
- Hauled in 118 career passes for the Wolfpack, averaging 16.2 yards per catch

2023 Game-By-Game

Opponent	No.	Yards	Avg.	TDs	Long
Penn St.					
Duquesne					
Pitt					
Texas Tech					
TCU					
Houston					
Oklahoma St.					
UCF					
BYU					
Oklahoma					
Cincinnati					
Baylor					
Totals	0	0	0	0	0

Carter's Receiving Statistics

Year	Games	No.	Yards	Avg.	TD	Long
2023	0	0	0	0	0	0



WR, 6-1, 197, r-Fr.
Martinsburg
Martinsburg, W.Va.

4 HUDSON
CLEMENT

- Redshirted in 2022
- MetroNews State Player of the Year and Maxpreps West Virginia Player of the Year at Martinsburg HS

2023 Game-By-Game

Opponent	No.	Yards	Avg.	TDs	Long
Penn St.					
Duquesne					
Pitt					
Texas Tech					
TCU					
Houston					
Oklahoma St.					
UCF					
BYU					
Oklahoma					
Cincinnati					
Baylor					
Totals	0	0	0	0	0

Clement's Receiving Statistics

Year	Games	No.	Yards	Avg.	TD	Long
2023	0	0	0	0	0	0



TE, 6-3, 255, r-So.
Jackson
Jackson, Ohio

81 TREYLAN
DAVIS

- Has played in 17 career games at WVU
- Played in all 12 games in 2022 and added depth at tight end

2023 Game-By-Game

Opponent	No.	Yards	Avg.	TDs	Long
Penn St.					
Duquesne					
Pitt					
Texas Tech					
TCU					
Houston					
Oklahoma St.					
UCF					
BYU					
Oklahoma					
Cincinnati					
Baylor					
Totals	0	0	0	0	0

Davis' Receiving Statistics

Year	Games	No.	Yards	Avg.	TD	Long
2023	0	0	0	0	0	0
2022	12	5	51	10.2	0	17
2021	5	0	0	0.0	0	0
Totals	17	5	51	10.2	0	17



RB, 6-1, 238, So.
Gulliver Prep
Miami, Fla.

6 *CJ DONALDSON JR.*

- 2023 Doak Walker Award Watch List
- Has played in seven career games, including one start
- Has four 100-yard rushing games in his career
- Posted three multi-touchdown performances as a freshman in 2022
- 2023 Preseason All-Big 12 Conference First Team All-Purpose (Athlon Sports)
- 2023 Preseason All-Big 12 Conference Second Team Running Back (Phil Steele)
- 2022 All-Big 12 Honorable Mention

2023 Game-By-Game

Opponent	Att.	Yds	Avg.	TDs	Long	Rec	Yds	TDs
Penn St.								
Duquesne								
Pitt								
Texas Tech								
TCU								
Houston								
Oklahoma St.								
UCF								
BYU								
Oklahoma								
Cincinnati								
Baylor								
Total	0	0	0	0	0	0	0	0

Donaldson Jr.'s Rushing Statistics

Year	Games	Att.	Yards	Avg.	TD	Long
2023	0	0	0	0	0	0
2022	7	87	526	6.0	8	82
Totals	7	87	526	6.0	8	82

Donaldson Jr.'s Receiving Statistics

Year	Games	No.	Yards	Avg.	TD	Long
2023	0	0	0	0	0	0
2022	7	9	27	3.0	0	9
Totals	7	9	27	3.0	0	9



WR, 5-10, 187, r-So.
Morgantown
Morgantown, W.Va.

2 *PRESTON FOX*

- Has played in 15 career games

2023 Game-By-Game

Opponent	No.	Yards	Avg.	TDs	Long
Penn St.					
Duquesne					
Pitt					
Texas Tech					
TCU					
Houston					
Oklahoma St.					
UCF					
BYU					
Oklahoma					
Cincinnati					
Baylor					
Totals	0	0	0	0	0

Fox's Receiving Statistics

Year	Games	No.	Yards	Avg.	TD	Long
2023	0	0	0	0	0	0
2022	11	4	41	10.3	1	26
2021	4	1	8	8.0	0	8
Totals	15	5	49	9.8	1	26



WR, 5-10, 172, Fr.
Laurel Highlands
Uniontown, Pa.

26 *RODNEY GALLAGHER III*

- A two-time all-state first team honoree and the 2022-23 Pennsylvania Male Athlete of the Year at Laurel Highlands High School

2023 Game-By-Game

Opponent	No.	Yards	Avg.	TDs	Long
Penn St.					
Duquesne					
Pitt					
Texas Tech					
TCU					
Houston					
Oklahoma St.					
UCF					
BYU					
Oklahoma					
Cincinnati					
Baylor					
Totals	0	0	0	0	0

Gallagher III's Receiving Statistics

Year	Games	No.	Yards	Avg.	TD	Long
2023	0	0	0	0	0	0



QB, 5-11, 198, Jr.
Chiles
Tallahassee, Fla.

6 GARRETT
GREENE

- Has played in 22 career games, including two starts
- Has two career 100-yard rushing games and one career 200-yard passing game
- Holds 664 passing yards, 622 rushing yards and 14 total touchdowns in his Mountaineer career

2023 Game-By-Game

Opponent	Comp.	Att.	Int.	Pct.	Yards	TDs	Long
Penn St.							
Duquesne							
Pitt							
Texas Tech							
TCU							
Houston							
Oklahoma St.							
UCF							
BYU							
Oklahoma							
Cincinnati							
Baylor							
Totals	0	0	0	0	0	0	0

Greene's Passing Statistics

Year	Games	C/A	Pct.	Yards	TD	Int.	Long
2023	0	0/0	.0	0	0	0	0
2022	9	43/78	.551	493	5	3	71
2021	11	16/26	.615	147	0	0	28
2020	2	3/4	.750	24	0	0	11
Totals	22	62/108	.574	664	5	3	71

Greene's Rushing Statistics

Year	Games	Att.	Yards	Avg.	TD	Long
2023	0	0	0	0	0	0
2022	9	45	276	6.1	5	39
2021	11	47	306	6.5	4	67
2020	2	6	40	6.7	0	13
Totals	22	98	622	6.3	9	67



RB, 5-11, 202, Jr.
Edwardsville
St. Louis, Mo.

26 JUSTIN
JOHNSON JR.

- Has played in 20 career games, including one start

2023 Game-By-Game

Opponent	Att.	Yds	Avg.	TDs	Long	Rec	Yds	TDs
Penn St.								
Duquesne								
Pitt								
Texas Tech								
TCU								
Houston								
Oklahoma St.								
UCF								
BYU								
Oklahoma								
Cincinnati								
Baylor								
Total	0	0	0	0	0	0	0	0

Johnson Jr.'s Rushing Statistics

Year	Games	Att.	Yards	Avg.	TD	Long
2023	0	0	0	0	0	0
2022	12	98	430	4.4	3	24
2021	8	24	90	3.6	0	15
Totals	20	122	520	4.3	3	15

Johnson Jr.'s Receiving Statistics

Year	Games	No.	Yards	Avg.	TD	Long
2023	0	0	0	0	0	0
2022	12	8	46	5.8	0	10
2021	8	2	9	4.5	0	7
Totals	20	10	55	5.5	0	10



QB, 6-1, 226, r-Fr.
Hamilton
Chandler, Ariz.

8 NICCO
MARCHIOL

- Has played in two career games
- Redshirted in 2022

2023 Game-By-Game

Opponent	Comp.	Att.	Int.	Pct.	Yards	TDs	Long
Penn St.							
Duquesne							
Pitt							
Texas Tech							
TCU							
Houston							
Oklahoma St.							
UCF							
BYU							
Oklahoma							
Cincinnati							
Baylor							
Totals	0	0	0	0	0	0	0

Marchiol's Passing Statistics

Year	Games	C/A	Pct.	Yards	TD	Int.	Long
2023	0	0	0	0	0	0	0
2022	2	4/13	.308	61	1	0	26
Totals	2	4/13	.308	61	1	0	26



Slot, 6-3, 237, r-Sr.
Angelo State
Houston, Texas

15 NOAH
MASSEY

- 2023 Earl Campbell Tyler Rose Award Watch List
- Transferred to WVU in 2023 after playing two seasons at Angelo State, following a three-year stint at Bowling Green
- Played in 27 career games at Angelo State and 15 contests at Bowling Green

2023 Game-By-Game

Opponent	No.	Yards	Avg.	TDs	Long
Penn St.					
Duquesne					
Pitt					
Texas Tech					
TCU					
Houston					
Oklahoma St.					
UCF					
BYU					
Oklahoma					
Cincinnati					
Baylor					
Totals	0	0	0	0	0

Massey's Receiving Statistics

Year	Games	No.	Yards	Avg.	TD	Long
2023	0	0	0	0	0	0



WR, 5-10, 184, Sr.
Kent State
Hampton, Ga.

3 JA'SHAUN
POKE

- Enrolled at WVU in January 2023
- 2023 Preseason All-Big 12 Conference Third Team-KOR (Athlon Sports, Phil Steele)
- Arrived at WVU following four seasons at Kent State, where he played in 36 career games as kickoff returner and wide receiver

2023 Game-By-Game

Opponent	No.	Yards	Avg.	TDs	Long
Penn St.					
Duquesne					
Pitt					
Texas Tech					
TCU					
Houston					
Oklahoma St.					
UCF					
BYU					
Oklahoma					
Cincinnati					
Baylor					
Totals	0	0	0	0	0

Poke's Receiving Statistics

Year	Games	No.	Yards	Avg.	TD	Long
2023	0	0	0	0	0	0



TE, 6-7, 246, Jr.
LSU
Grand Junction, Colo.

87 KOLE
TAYLOR

- Enrolled at WVU in January 2023
- Transferred to WVU from LSU, where he made 32 career appearances and seven starts

2023 Game-By-Game

Opponent	No.	Yards	Avg.	TDs	Long
Penn St.					
Duquesne					
Pitt					
Texas Tech					
TCU					
Houston					
Oklahoma St.					
UCF					
BYU					
Oklahoma					
Cincinnati					
Baylor					
Totals	0	0	0	0	0

Taylor's Receiving Statistics

Year	Games	No.	Yards	Avg.	TD	Long
2023	0	0	0	0	0	0



RB, 5-7, 190, Fr.
William Penn Senior
York, Pa.



- Enrolled at WVU in January 2023

2023 Game-By-Game

Opponent	Att.	Yds	Avg.	TDs	Long	Rec	Yds	TDs
Penn St.								
Duquesne								
Pitt								
Texas Tech								
TCU								
Houston								
Oklahoma St.								
UCF								
BYU								
Oklahoma								
Cincinnati								
Baylor								
Total	0	0	0	0	0	0	0	0

White's Rushing Statistics

Year	Games	Att.	Yards	Avg.	TD	Long
2023	0	0	0	0	0	0

White's Receiving Statistics

Year	Games	No.	Yards	Avg.	TD	Long
2023	0	0	0	0	0	0



Slot, 6-2, 206, r-Fr.
Saraland
Saraland, Ala.



- Redshirted in 2022
- Has played in one career game at WVU

2023 Game-By-Game

Opponent	No.	Yards	Avg.	TDs	Long
Penn St.					
Duquesne					
Pitt					
Texas Tech					
TCU					
Houston					
Oklahoma St.					
UCF					
BYU					
Oklahoma					
Cincinnati					
Baylor					
Totals	0	0	0	0	0

Williams' Receiving Statistics

Year	Games	No.	Yards	Avg.	TD	Long
2023	0	0	0	0	0	0
2022	1	0	0	0	0	0
Totals	1	0	0	0	0	0



BAN, 6-2, 236, r-Jr.
Collins Hill (Ga.)
Miami, Fla.

10 JARED BARTLETT

- 2023 East-West Shrine Bowl 1000
- Has played in 37 career games, including 14 starts
- Has two multi-sack games in his career
- 2023 Iron Mountaineer Award winner

2023 Game-By-Game

Opponent	UT/AT/TT	TFL	Sacks	FF	FR	Int	PBU
Penn St.							
Duquesne							
Pitt							
Texas Tech							
TCU							
Houston							
Oklahoma St.							
UCF							
BYU							
Oklahoma							
Cincinnati							
Baylor							
Totals	0/0/0	0	0	0	0	0	0

Bartlett's Defensive Statistics

Year	GP	T/A/TT	TFL	Sacks	INT	PB	FF	FR
2023	0	0	0	0	0	0	0	0
2022	10	15/11/26	3.5/28	2.5/25	0	0	0	0
2021	13	15/16/31	6.0/32	3.5/25	0	0	1	1
2020	10	11/8/19	5.5/29	3.5/22	0	1	1	0
2019	4	5/4/9	0	0	0	0	0	0
Totals	37	46/39/85	15.0/89	9.5/72	0	1	2	1



LB, 6-0, 230, r-So.
Morgantown
Keyser, W.Va.

36 CADEN BISER

- Has played in 11 career games

2023 Game-By-Game

Opponent	UT/AT/TT	TFL	Sacks	FF	FR	Int	PBU
Penn St.							
Duquesne							
Pitt							
Texas Tech							
TCU							
Houston							
Oklahoma St.							
UCF							
BYU							
Oklahoma							
Cincinnati							
Baylor							
Totals	0/0/0	0	0	0	0	0	0

Biser's Defensive Statistics

Year	GP	T/A/TT	TFL	Sacks	INT	PB	FF	FR
2023	0	0/0/0	0	0	0	0	0	0
2022	11	3/5/8	0	0	0	0	0	0
Totals	11	3/5/8	0	0	0	0	0	0



CB, 5-10, 181, r-Sr.
Minnesota
Louisville, Ky.

11 BEANIE BISHOP JR.

- Transferred to WVU after spending the 2022 season at Minnesota, following a four-year stint at Western Kentucky
- Appeared in 13 career games at Minnesota
- 2021 All-Conference USA First Team (defensive back) and Honorable Mention (kickoff returner) at WKU

2023 Game-By-Game

Opponent	UT/AT/TT	TFL	Sacks	FF	FR	Int	PBU
Penn St.							
Duquesne							
Pitt							
Texas Tech							
TCU							
Houston							
Oklahoma St.							
UCF							
BYU							
Oklahoma							
Cincinnati							
Baylor							
Totals	0/0/0	0	0	0	0	0	0

Bishop Jr.'s Defensive Statistics

Year	GP	T/A/TT	TFL	Sacks	INT	PB	FF	FR
2023	0	0/0/0	0	0	0	0	0	0



BAN, 6-2, 251, Jr.
Abilene Christian
Lubbock, Texas

**8 TYRIN
BRADLEY**

- Transferred to WVU after two seasons at Abilene Christian
- 2022 All-WAC First Team member
- Saw action in 18 career games at Abilene Christian

2023 Game-By-Game

Opponent	UT/AT/TT	TFL	Sacks	FF	FR	Int	PBU
Penn St.							
Duquesne							
Pitt							
Texas Tech							
TCU							
Houston							
Oklahoma St.							
UCF							
BYU							
Oklahoma							
Cincinnati							
Baylor							
Totals	0/0/0	0	0	0	0	0	0

Bradley's Defensive Statistics

Year	GP	T/A/TT	TFL	Sacks	INT	PB	FF	FR
2023	0	0/0/0	0	0	0	0	0	0



S, 5-11, 204, Jr.
Auburndale
Oakridge, Fla.

**2 AUBREY
BURKS**

- 2023 Bednarik Award Watch List
- Has played in 17 career games including 11 starts
- Preseason All-Big 12 Conference Second Team (Athlon Sports, Lindy's)
- Preseason All-Big 12 Conference Fourth Team (Phil Steele)
- 2022 All-Big 12 Conference Second Team DB (AP)
- 2022 PFF All-Big 12 Team (Defense)

2023 Game-By-Game

Opponent	UT/AT/TT	TFL	Sacks	FF	FR	Int	PBU
Penn St.							
Duquesne							
Pitt							
Texas Tech							
TCU							
Houston							
Oklahoma St.							
UCF							
BYU							
Oklahoma							
Cincinnati							
Baylor							
Totals	0/0/0	0	0	0	0	0	0

Burks' Defensive Statistics

Year	GP	T/A/TT	TFL	Sacks	INT	PB	FF	FR
2023	0	0/0/0	0	0	0	0	0	0
2022	11	43/17/60	4.5/20	1.0/9	1/6	3	1	0
2021	6	2/0/2	0	0	0	0	0	0
Totals	17	48/20/68	4.5/20	1.0/9	1/6	3	1	0



S, 5-10, 208, Sr.
Buffalo
Fort Valley, Ga.

**23 KEYSHAWN
COBB**


- 2023 East-West Shrine Bowl 1000
- Enrolled at WVU in January 2023
- Played in 12 career games in one season at Buffalo

2023 Game-By-Game

Opponent	UT/AT/TT	TFL	Sacks	FF	FR	Int	PBU
Penn St.							
Duquesne							
Pitt							
Texas Tech							
TCU							
Houston							
Oklahoma St.							
UCF							
BYU							
Oklahoma							
Cincinnati							
Baylor							
Totals	0/0/0	0	0	0	0	0	0

Cobb's Defensive Statistics

Year	GP	T/A/TT	TFL	Sacks	INT	PB	FF	FR
2023	0	0/0/0	0	0	0	0	0	0



SPEAR, 6-2, 199, r-Fr.
Neumann Goretti
Newark, Del.

32 RALEIGH COLLINS III

- Redshirted in 2022 after appearing in four contests

2023 Game-By-Game

Opponent	UT/AT/TT	TFL	Sacks	FF	FR	Int	PBU
Penn St.							
Duquesne							
Pitt							
Texas Tech							
TCU							
Houston							
Oklahoma St.							
UCF							
BYU							
Oklahoma							
Cincinnati							
Baylor							
Totals	0/0/0	0	0	0	0	0	0

Collins III's Defensive Statistics

Year	GP	T/A/TT	TFL	Sacks	INT	PB	FF	FR
2023	0	0/0/0	0	0	0	0	0	0
2022	4	4/1/5	1.5/12	0	0	0	0	0
Totals	4	4/1/5	1.5/12	0	0	0	0	0



SPEAR, 6-2, 221, r-Jr.
Penn State
Oak Park, Mich.

5 LANCE DIXON

- Has played in 19 career games with nine starts
- Has one 10-plus tackle game in his WVU career

2023 Game-By-Game

Opponent	UT/AT/TT	TFL	Sacks	FF	FR	Int	PBU
Penn St.							
Duquesne							
Pitt							
Texas Tech							
TCU							
Houston							
Oklahoma St.							
UCF							
BYU							
Oklahoma							
Cincinnati							
Baylor							
Totals	0/0/0	0	0	0	0	0	0

Dixon's Defensive Statistics

Year	GP	T/A/TT	TFL	Sacks	INT	PB	FF	FR
2023	0	0/0/0	0	0	0	0	0	0
2022	9	12/10/22	0.5/4	0	0	1	0	0
2021	10	24/12/36	1.0/1	0	0	1	0	0
Totals	19	36/22/58	1.5/5	0	0	2	0	0



DL, 6-4, 278, r-Fr.
Kentucky
Philadelphia, Pa.

24 TOMIWA DUROJAIYE

- Transferred to WVU from Kentucky, where he appeared three games

2023 Game-By-Game

Opponent	UT/AT/TT	TFL	Sacks	FF	FR	Int	PBU
Penn St.							
Duquesne							
Pitt							
Texas Tech							
TCU							
Houston							
Oklahoma St.							
UCF							
BYU							
Oklahoma							
Cincinnati							
Baylor							
Totals	0/0/0	0	0	0	0	0	0

Durojaiye's Defensive Statistics

Year	GP	T/A/TT	TFL	Sacks	INT	PB	FF	FR
2023	0	0/0/0	0	0	0	0	0	0



LB, 6-0, 217, r-So.
Bristol Academy of Sports
Amsterdam, The Netherlands

33 JAIRO
FAVERUS

- Has appeared in 13 career games

2023 Game-By-Game

Opponent	UT/AT/TT	TFL	Sacks	FF	FR	Int	PBU
Penn St.							
Duquesne							
Pitt							
Texas Tech							
TCU							
Houston							
Oklahoma St.							
UCF							
BYU							
Oklahoma							
Cincinnati							
Baylor							
Totals	0/0/0	0	0	0	0	0	0

Faverus' Defensive Statistics

Year	GP	T/A/TT	TFL	Sacks	INT	PB	FF	FR
2023	0	0/0/0	0	0	0	0	0	0
2022	11	1/0/1	0	0	0	0	0	0
2021	0	0/0/0	0	0	0	0	0	0
2020	2	1/1/2	0	0	0	0	0	0
Totals	13	2/1/3	0	0	0	0	0	0



S, 6-0, 197, r-Sr.
Murray State
Louisville, Ky.

24 MARCIS
FLOYD

- Has appeared in 12 career games for the Mountaineers
- 2023 Iron Mountaineer Award winner

2023 Game-By-Game

Opponent	UT/AT/TT	TFL	Sacks	FF	FR	Int	PBU
Penn St.							
Duquesne							
Pitt							
Texas Tech							
TCU							
Houston							
Oklahoma St.							
UCF							
BYU							
Oklahoma							
Cincinnati							
Baylor							
Totals	0/0/0	0	0	0	0	0	0

Floyd's Defensive Statistics

Year	GP	T/A/TT	TFL	Sacks	INT	PB	FF	FR
2023	0	0/0/0	0	0	0	0	0	0
2022	12	44/19/63	1.0/4	0	0	4	0	0
Totals	12	44/19/63	1.0/4	0	0	4	0	0



DL, 6-3, 270, r-Sr.
Tennessee State
Lauderhill, Fla.

55 DAVOAN
HAWKINS

- Enrolled at WVU in January 2023
- Appeared in 29 career games during his time at Tennessee State, logging 92 total tackles (51 solo)

2023 Game-By-Game

Opponent	UT/AT/TT	TFL	Sacks	FF	FR	Int	PBU
Penn St.							
Duquesne							
Pitt							
Texas Tech							
TCU							
Houston							
Oklahoma St.							
UCF							
BYU							
Oklahoma							
Cincinnati							
Baylor							
Totals	0/0/0	0	0	0	0	0	0

Hawkins' Defensive Statistics

Year	GP	T/A/TT	TFL	Sacks	INT	PB	FF	FR
2023	0	0/0/0	0	0	0	0	0	0



LB, 6-1, 234, Sr.
East Mississippi State CC
Winston-Salem, N.C.

1 LEE
KPOGBA

- 2023 Senior Bowl Watch List
- 2023 Preseason All-Big 12 Conference Third Team (Athlon Sports, Lindy's)
- Played in and started all 12 games in his first season at WVU in 2022
- Has three 10-plus tackle games in his career
- 2022 All-Big 12 Honorable Mention

2023 Game-By-Game

Opponent	UT/AT/TT	TFL	Sacks	FF	FR	Int	PBU
Penn St.							
Duquesne							
Pitt							
Texas Tech							
TCU							
Houston							
Oklahoma St.							
UCF							
BYU							
Oklahoma							
Cincinnati							
Baylor							
Totals	0/0/0	0	0	0	0	0	0

Kpogba's Defensive Statistics

Year	GP	T/A/TT	TFL	Sacks	INT	PB	FF	FR
2023	0	0/0/0	0	0	0	0	0	0
2022	12	44/48/92	5.5/23	3.5/19	0	0	0	1
Totals	12	44/48/92	5.5/23	3.5/19	0	0	0	1



LB, 6-1, 222, r-Fr.
Gulliver Prep
Goulds, Fla.

19 TREY
LATHAN

- Redshirted in 2022 after appearing in four games

2023 Game-By-Game

Opponent	UT/AT/TT	TFL	Sacks	FF	FR	Int	PBU
Penn St.							
Duquesne							
Pitt							
Texas Tech							
TCU							
Houston							
Oklahoma St.							
UCF							
BYU							
Oklahoma							
Cincinnati							
Baylor							
Totals	0/0/0	0	0	0	0	0	0

Lathan's Defensive Statistics

Year	GP	T/A/TT	TFL	Sacks	INT	PB	FF	FR
2023	0	0/0/0	0	0	0	0	0	0
2022	4	0/6/6	0	0	0	0	0	0
Totals	4	0/6/6	0	0	0	0	0	0



DL, 6-3, 309, r-Jr.
Georgia Tech
Birmingham, Ala.

93 MIKE
LOCKHART

- Has played in 12 career games at WVU

2023 Game-By-Game

Opponent	UT/AT/TT	TFL	Sacks	FF	FR	Int	PBU
Penn St.							
Duquesne							
Pitt							
Texas Tech							
TCU							
Houston							
Oklahoma St.							
UCF							
BYU							
Oklahoma							
Cincinnati							
Baylor							
Totals	0/0/0	0	0	0	0	0	0

Lockhart's Defensive Statistics

Year	GP	T/A/TT	TFL	Sacks	INT	PB	FF	FR
2023	0	0/0/0	0	0	0	0	0	0
2022	12	5/8/13	1.0/2	0	0	1	0	0
Totals	12	5/8/13	1.0/2	0	0	1	0	0



DL, 6-5, 291, Jr.
Bluefield
Bluefield, W.Va.

91 SEAN MARTIN

- 2023 East-West Shrine Bowl 1000
- 2023 Senior Bowl Watch List
- Has played in 30 career games, including eight starts
- 2023 Preseason All-Big 12 Conference Fourth Team (Athlon Sports, Phil Steele)

2023 Game-By-Game

Opponent	UT/AT/TT	TFL	Sacks	FF	FR	Int	PBU
Penn St.							
Duquesne							
Pitt							
Texas Tech							
TCU							
Houston							
Oklahoma St.							
UCF							
BYU							
Oklahoma							
Cincinnati							
Baylor							
Totals	0/0/0	0	0	0	0	0	0

Martin's Defensive Statistics

Year	GP	T/A/TT	TFL	Sacks	INT	PB	FF	FR
2023	0	0/0/0	0	0	0	0	0	0
2022	12	17/17/34	8.0/35	4.0/27	0	0	1	0
2021	13	5/10/15	0.5/2	0	0	0	0	1
2020	5	0/0/0	0	0	0	0	0	0
Totals	30	22/27/49	8.5/37	4.0/27	0	0	1	1



SPEAR, 6-1, 212, Jr.
Jones College
Friendship, Miss.

13 HERSHEY MCLAURIN

- Has played in 12 career games for the Mountaineers, including two starts

2023 Game-By-Game

Opponent	UT/AT/TT	TFL	Sacks	FF	FR	Int	PBU
Penn St.							
Duquesne							
Pitt							
Texas Tech							
TCU							
Houston							
Oklahoma St.							
UCF							
BYU							
Oklahoma							
Cincinnati							
Baylor							
Totals	0/0/0	0	0	0	0	0	0

McLaurin's Defensive Statistics

Year	GP	T/A/TT	TFL	Sacks	INT	PB	FF	FR
2023	0	0/0/0	0	0	0	0	0	0
2022	12	25/20/45	1.0/1	0	0	1	0	0
Totals	12	25/20/45	1.0/1	0	0	1	0	0



CB, 5-11, 188, r-Sr.
Kent State
Blythewood, S.C.

0 MONTRE MILLER

- East-West Shrine Bowl 1000
- Enrolled at WVU in January 2023
- Arrived at West Virginia following five seasons at Kent State, where he appeared in 41 career games
- Also registered 115 career tackles at KSU

2023 Game-By-Game

Opponent	UT/AT/TT	TFL	Sacks	FF	FR	Int	PBU
Penn St.							
Duquesne							
Pitt							
Texas Tech							
TCU							
Houston							
Oklahoma St.							
UCF							
BYU							
Oklahoma							
Cincinnati							
Baylor							
Totals	0/0/0	0	0	0	0	0	0

Miller's Defensive Statistics

Year	GP	T/A/TT	TFL	Sacks	INT	PB	FF	FR
2023	0	0/0/0	0	0	0	0	0	0



DL, 6-3, 306, r-Jr.
Penn State
Harrisburg, Pa.

54 FATORMA
MULBAH

- Transferred to WVU from Penn State, where he appeared in 19 career games for the Nittany Lions

2023 Game-By-Game

Opponent	UT/AT/TT	TFL	Sacks	FF	FR	Int	PBU
Penn St.							
Duquesne							
Pitt							
Texas Tech							
TCU							
Houston							
Oklahoma St.							
UCF							
BYU							
Oklahoma							
Cincinnati							
Baylor							
Totals	0/0/0	0	0	0	0	0	0

Mulbah's Defensive Statistics

Year	GP	T/A/TT	TFL	Sacks	INT	PB	FF	FR
2023	0	0/0/0	0	0	0	0	0	0



DL, 6-3, 290, r-Fr.
Collins Hill
Suwanee, Ga.

92 ASANI
REDWOOD

- Redshirted in 2022 after seeing action in four games

2023 Game-By-Game

Opponent	UT/AT/TT	TFL	Sacks	FF	FR	Int	PBU
Penn St.							
Duquesne							
Pitt							
Texas Tech							
TCU							
Houston							
Oklahoma St.							
UCF							
BYU							
Oklahoma							
Cincinnati							
Baylor							
Totals	0/0/0	0	0	0	0	0	0

Redwood's Defensive Statistics

Year	GP	T/A/TT	TFL	Sacks	INT	PB	FF	FR
2023	0	0/0/0	0	0	0	0	0	0
2022	4	2/2/4	0.5/1	0	0	0	0	0
Totals	4	2/2/4	0.5/1	0	0	0	0	0



CB, 5-10, 193, r-Sr.
Nash Central
Nashville, N.C.

14 MALACHI
RUFFIN


- Has played in 33 career games, including five starts

2023 Game-By-Game

Opponent	UT/AT/TT	TFL	Sacks	FF	FR	Int	PBU
Penn St.							
Duquesne							
Pitt							
Texas Tech							
TCU							
Houston							
Oklahoma St.							
UCF							
BYU							
Oklahoma							
Cincinnati							
Baylor							
Totals	0/0/0	0	0	0	0	0	0

Ruffin's Defensive Statistics

Year	GP	T/A/TT	TFL	Sacks	INT	PB	FF	FR
2023	0	0/0/0	0	0	0	0	0	0
2022	12	15/11/26	0	0	2	6	0	1
2021	11	8/2/10	0	0	0	0	0	0
2020	9	3/1/4	0	0	0	0	0	0
Totals	32	26/14/40	0	0	2	6	0	1



DL, 6-2, 245, Jr.
Jenkins
Savannah, Ga.

45 TAURUS
SIMMONS

- Has played in 25 career games

2023 Game-By-Game

Opponent	UT/AT/TT	TFL	Sacks	FF	FR	Int	PBU
Penn St.							
Duquesne							
Pitt							
Texas Tech							
TCU							
Houston							
Oklahoma St.							
UCF							
BYU							
Oklahoma							
Cincinnati							
Baylor							
Totals	0/0/0	0	0	0	0	0	0

Simmons' Defensive Statistics

Year	GP	T/A/TT	TFL	Sacks	INT	PB	FF	FR
2023	0	0/0/0	0	0	0	0	0	0
2022	11	3/5/8	1.5/1	1.0/1	0	0	0	0
2021	11	3/3/6	0	0	0	0	0	0
2020	3	2/0/2	1.0/7	1.0/7	0	0	0	0
Totals	25	8/8/16	2.5/8	2.0/8	0	0	0	0



CB, 5-11, 184, So.
American Heritage
Fort Lauderdale, Fla.

6 JACOLBY
SPELLS

- Played in eight games in his first season with the Mountaineers in 2022

2023 Game-By-Game

Opponent	UT/AT/TT	TFL	Sacks	FF	FR	Int	PBU
Penn St.							
Duquesne							
Pitt							
Texas Tech							
TCU							
Houston							
Oklahoma St.							
UCF							
BYU							
Oklahoma							
Cincinnati							
Baylor							
Totals	0/0/0	0	0	0	0	0	0

Spells' Defensive Statistics

Year	GP	T/A/TT	TFL	Sacks	INT	PB	FF	FR
2023	0	0/0/0	0	0	0	0	0	0
2022	8	9/4/13	0	0	1	1	0	0
Totals	8	9/4/13	0	0	1	1	0	0



DT, 6-2, 277, r-Jr.
Indian Hill
Cincinnati, Ohio

97 JALEN
THORNTON

- Has played in 32 career games

2023 Game-By-Game

Opponent	UT/AT/TT	TFL	Sacks	FF	FR	Int	PBU
Penn St.							
Duquesne							
Pitt							
Texas Tech							
TCU							
Houston							
Oklahoma St.							
UCF							
BYU							
Oklahoma							
Cincinnati							
Baylor							
Totals	0/0/0	0	0	0	0	0	0

Thornton's Defensive Statistics

Year	GP	T/A/TT	TFL	Sacks	INT	PB	FF	FR
2022	8	3/0/3	0	0	0	0	0	0
2021	13	3/0/3	0	0	0	0	0	0
2020	10	0/5/5	0	0	0	0	0	0
2019	1	0/0/0	0	0	0	0	0	0
Totals	32	6/5/11	0	0	0	0	0	0



DT, 6-3, 283, Jr.
French Finnish School of Helsinki
Helsinki, Finland

96 EDWARD VESTERINEN

- Has played in 20 career games, including one start

2023 Game-By-Game

Opponent	UT/AT/TT	TFL	Sacks	FF	FR	Int	PBU
Penn St.							
Duquesne							
Pitt							
Texas Tech							
TCU							
Houston							
Oklahoma St.							
UCF							
BYU							
Oklahoma							
Cincinnati							
Baylor							
Totals	0/0/0	0	0	0	0	0	0

Vesterinen's Defensive Statistics

Year	GP	T/A/TT	TFL	Sacks	INT	PB	FF	FR
2023	0	0/0/0	0	0	0	0	0	0
2022	12	4/6/10	2.5/11	1.0/9	0	0	0	0
2021	8	1/6/7	0.5/1	0.5/1	0	0	0	0
Totals	20	5/12/17	3.0/12	1.5/10	0	0	0	0



S, 5-9, 190, r-Jr.
Georgia Southern
Columbia, S.C.

12 ANTHONY WILSON


- Transferred to WVU after spending four seasons at Georgia Southern
- Played in 39 career games for GSU

2023 Game-By-Game

Opponent	UT/AT/TT	TFL	Sacks	FF	FR	Int	PBU
Penn St.							
Duquesne							
Pitt							
Texas Tech							
TCU							
Houston							
Oklahoma St.							
UCF							
BYU							
Oklahoma							
Cincinnati							
Baylor							
Totals	0/0/0	0	0	0	0	0	0

Wilson's Defensive Statistics

Year	GP	T/A/TT	TFL	Sacks	INT	PB	FF	FR
2023	0	0/0/0	0	0	0	0	0	0



CB, 6-2, 175, r-So.
Washington
Massillon, Ohio

7 ANDREW WILSON-LAMP

- Has played in 15 career games for the Mountaineers

2023 Game-By-Game

Opponent	UT/AT/TT	TFL	Sacks	FF	FR	Int	PBU
Penn St.							
Duquesne							
Pitt							
Texas Tech							
TCU							
Houston							
Oklahoma St.							
UCF							
BYU							
Oklahoma							
Cincinnati							
Baylor							
Totals	0/0/0	0	0	0	0	0	0

Wilson-Lamp's Defensive Statistics

Year	GP	T/A/TT	TFL	Sacks	INT	PB	FF	FR
2023	0	0/0/0	0	0	0	0	0	0
2022	10	5/4/9	0	0	0	2	0	0
2021	5	1/0/1	0	0	0	1	0	0
Totals	15	6/4/10	0	0	0	3	0	0



KR, 5-10, 181, r-Sr.
Minnesota
Louisville, Ky.

11 BEANIE BISHOP JR.

- Transferred to WVU after spending the 2022 season at Minnesota, following a four-year stint at Western Kentucky
- Appeared in 13 career games at Minnesota
- 2021 All-Conference USA First Team (defensive back) and Honorable Mention (kickoff returner) at WKU

2023 Game-By-Game Kickoff Returns

Opponent	No.	Yards	Avg.	TDs	Long
Penn St.					
Duquesne					
Pitt					
Texas Tech					
TCU					
Houston					
Oklahoma St.					
UCF					
BYU					
Oklahoma					
Cincinnati					
Baylor					
Totals	0	0	0	0	0

Bishop Jr.'s Kickoff Return Statistics

Year	Games	No.	Yards	Avg.	TD	Long
2023	0	0	0	0	0	0



PR, 5-10, 188, r-So.
Morgantown
Morgantown, W.Va.

29 PRESTON FOX

- Has played in 15 career games

2023 Game-By-Game Punt Returns

Opponent	No.	Yards	Avg.	TDs	Long
Penn St.					
Duquesne					
Pitt					
Texas Tech					
TCU					
Houston					
Oklahoma St.					
UCF					
BYU					
Oklahoma					
Cincinnati					
Baylor					
Totals	0	0	0	0	0

Fox's Punt Return Statistics

Year	Games	No.	Yards	Avg.	TD	Long
2023	0	0	0	0	0	0
2022	11	6	51	8.5	0	27
2021	4	0	0	0	0	0
Totals	15	6	51	8.5	0	27



K, 5-9, 187, r-Jr.
Georgia State
Florence, S.C.

22 MICHAEL HAYES

- Enrolled at WVU in January 2023
- Arrived at WVU from Georgia State, where he played in 35 career games and was used as a kicker and punter
- Averaged 62.0 yards per kick when handling GSU's kickoff responsibilities

2023 Game-By-Game

Opponent	FGM/FGA	Pct.	Long	XP/XPA	Pts
Penn St.					
Duquesne					
Pitt					
Texas Tech					
TCU					
Houston					
Oklahoma St.					
UCF					
BYU					
Oklahoma					
Cincinnati					
Baylor					
Totals	0	0	0	0	0

2023 Field Goal Sequence

Penn St.	
Duquesne	
Pitt	
Texas Tech	
TCU	
Houston	
Oklahoma St.	
UCF	
BYU	
Oklahoma	
Cincinnati	
Baylor	

Made FGs in (x)

Hayes' Field Goal Statistics

Year	FG/A	Pct.	1/29	30/39	40/49	50+	LG
2023	0/0	0	0/0	0/0	0/0	0/0	0

Hayes' Kickoff Statistics

Year	Kickoffs	Yards	Avg.	TB
2023	0	0	0	0



K, 5-10, 181, r-So.
Fort Hill
Cumberland, Md.

39 DANNY
KING

- Has played in one career game for the Mountaineers

2023 Game-By-Game

Opponent	FGM/FGA	Pct.	Long	XP/XPA	Pts
Penn St.					
Duquesne					
Pitt					
Texas Tech					
TCU					
Houston					
Oklahoma St.					
UCF					
BYU					
Oklahoma					
Cincinnati					
Baylor					
Totals	0	0	0	0	0

2023 Field Goal Sequence

Penn St.	
Duquesne	
Pitt	
Texas Tech	
TCU	
Houston	
Oklahoma St.	
UCF	
BYU	
Oklahoma	
Cincinnati	
Baylor	

Made FGs in (x)

King's Field Goal Statistics

Year	FG/A	Pct.	1/29	30/39	40/49	50+	LG
2023	0/0	0	0/0	0/0	0/0	0/0	0

King's Kickoff Statistics

Year	Kickoffs	Yards	Avg.	TB
2023	0	0	0	0
2022	4	195	48.8	1
Totals	4	195	48.8	1



KR, 5-10, 184, Sr.
Kent State
Hampton, Ga.

3 JA'SHAUN
POKE

- 2023 Paul Hourmug Award Watch List
- Enrolled at WVU in January 2023
- 2023 Preseason All-Big 12 Conference Third Team-KOR (Athlon Sports, Phil Steele)
- Transferred to WVU from Kent State, where he played in 36 career games and averaged 25.2 yards per kick return

2023 Game-By-Game Kickoff Returns

Opponent	No.	Yards	Avg.	TDs	Long
Penn St.					
Duquesne					
Pitt					
Texas Tech					
TCU					
Houston					
Oklahoma St.					
UCF					
BYU					
Oklahoma					
Cincinnati					
Baylor					
Totals	0	0	0	0	0

Poke's Kickoff Return Statistics

Year	Games	No.	Yards	Avg.	TD	Long
2023	0	0	0	0	0	0



P, 6-2, 210, So.
Mentone Grammar School
Melbourne, Australia

41 OLIVER
STRAW

- 2023 Ray Guy Award Watch List
- Has played in 11 career games for the Mountaineers
- 2023 Preseason All-Big 12 Conference Fourth Team (Phil Steele)

2022 Game-By-Game

Opponent	Punts	Yds.	Avg.	Lg.	TB	FC	50+	I-20
Penn St.								
Duquesne								
Pitt								
Texas Tech								
TCU								
Houston								
Oklahoma St.								
UCF								
BYU								
Oklahoma								
Cincinnati								
Baylor								
Totals	48	2,029	42.3	63	2	24	7	17

Straw's Punting Statistics

Year	Punts	Yards	Avg.	Long	TB	FC	50+	I-20
2023	0	0	0	0	0	0	0	0
2022	48	2,029	42.3	63	2	24	7	17
Totals	48	2,029	42.3	63	2	24	7	17



**2022-23 West Virginia Football
Results and Comparison
All games**

	Date	Opponent		Score	Overall	Conf	Time	Attend
	09/01/2022	at Pittsburgh	L	31-38	0-1	0-0	4:07	70622
*	09/10/2022	Kansas	L	42-55	0-2	0-1	3:45	52188
	09/17/2022	Towson	W	65-7	1-2	0-1	3:25	50703
	09/22/2022	at Virginia Tech	W	33-10	2-2	0-1	3:21	65632
*	10/01/2022	at Texas	L	20-38	2-3	0-2	3:20	100740
*	10/13/2022	Baylor	W	43-40	3-3	1-2	3:35	45293
*	10/22/2022	at Texas Tech	L	10-48	3-4	1-3	3:36	56530
*	10/29/2022	TCU	L	31-41	3-5	1-4	3:39	50426
*	11/05/2022	at Iowa St.	L	14-31	3-6	1-5	3:15	56109
*	11/12/2022	Oklahoma	W	23-20	4-6	2-5	3:36	50281
*	11/19/2022	Kansas St.	L	31-48	4-7	2-6	3:29	37055
*	11/26/2022	at Oklahoma St.	W	24-19	5-7	3-6	3:29	52353

Opponent	Score	Total	First Downs			Rushing Number-Yards	Passing		Total Offense Plays-Yards	Return Yards	Turn- Overs
			Rush	Pass	Pen		Comp-Att.-Int	Yards			
Pittsburgh	31-38	23 / 19	7 / 7	11 / 11	5 / 1	33-190 / 38-76	23-40-1 / 16-24-0	214 / 308	73-404 / 62-384	56 / 102	2 / 1
Kansas	42-55	27 / 24	4 / 7	19 / 15	4 / 2	38-146 / 36-200	27-39-1 / 18-29-0	365 / 219	77-511 / 65-419	32 / 116	2 / 0
Towson	65-7	32 / 11	16 / 7	14 / 4	2 / 0	45-316 / 32-82	27-40-0 / 10-23-0	308 / 98	85-624 / 55-180	26 / 227	0 / 1
Virginia Tech	33-10	32 / 14	12 / 1	12 / 10	8 / 3	46-218 / 18-35	20-30-0 / 16-35-1	203 / 193	76-421 / 53-228	25 / 30	1 / 1
Texas	20-38	22 / 25	8 / 10	11 / 12	3 / 3	30-61 / 32-110	29-48-0 / 22-28-0	253 / 336	78-314 / 60-446	34 / 26	0 / 0
Baylor	43-40	26 / 28	12 / 8	14 / 17	0 / 3	37-217 / 35-169	24-37-1 / 21-37-1	283 / 421	74-500 / 72-590	104 / 118	1 / 3
Texas Tech	10-48	19 / 33	6 / 15	10 / 17	3 / 1	26-73 / 54-239	24-40-3 / 32-49-0	209 / 355	66-282 / 103-594	26 / 15	4 / 0
TCU	31-41	25 / 17	8 / 6	14 / 10	3 / 1	40-155 / 27-153	23-39-1 / 16-28-1	275 / 341	79-430 / 55-494	85 / 121	2 / 2
Iowa St.	14-31	11 / 26	4 / 9	5 / 14	2 / 3	22-76 / 38-172	12-27-1 / 24-36-0	124 / 219	49-200 / 74-391	78 / 12	1 / 0
Oklahoma	23-20	26 / 22	15 / 11	8 / 9	3 / 2	53-203 / 40-236	19-34-1 / 17-28-0	203 / 190	87-406 / 68-426	80 / 69	2 / 0
Kansas St.	31-48	21 / 21	10 / 9	9 / 11	2 / 1	34-153 / 42-143	16-28-2 / 19-27-1	216 / 294	62-369 / 69-437	75 / 135	2 / 1
Oklahoma St.	24-19	15 / 20	9 / 12	4 / 6	2 / 2	41-250 / 42-180	10-23-1 / 18-42-0	77 / 178	64-327 / 84-358	37 / 102	1 / 1
Totals	367-395	279 / 260	111 / 102	131 / 136	37 / 22	445-2058 / 434-1795	254-425-12 / 229-386-4	2730 / 3152	870-4788 / 820-4947	658 / 1073	18 / 10



2022-23 West Virginia Football
Overall Team Statistics
All games

Team Statistics

	WVU	OPP
Scoring	367	395
Points per game	30.6	32.9
Points Off Turnovers	30	68
First Downs	279	260
Rushing	111	102
Passing	131	136
Penalty	37	22
Rushing Yardage	2058	1795
Yards gained rushing	2292	2085
Yards lost rushing	234	290
Rushing attempts	445	434
Average per rush	4.6	4.1
Average per game	171.5	149.6
TDs Rushing	24	24
Passing Yardage	2730	3152
Comp-Att-Int	254-425-12	229-386-4
Average per pass	6.4	8.2
Average per catch	10.7	13.8
Average per game	227.5	262.7
TDs Passing	20	22
Total offense	4788	4947
Total plays	870	820
Average per play	5.5	6.0
Average per game	399.0	412.3
Kick returns: #-Yards	25-444	39-814
Punt returns: #-Yards	12-73	7-19
Int returns: #-Yards	4-76	12-221
Kick return average	17.8	20.9
Punt return average	6.1	2.7
Int return average	19.0	18.4
Fumbles-Lost	12-6	16-6
Penalties-Yards	77-636	72-702
Average per game	53.0	58.5
Punts-Yards	48-2029	44-1791
Average per punt	42.3	40.7
Net punt average	41.0	37.1
Kickoffs-Yards	69-4052	75-4662
Average per kick	58.7	62.2
Net kick average	37.0	41.0
Time of possession / game	31:19	28:41
3rd-down conversion	73/177	66/162
3rd-down pct	41%	41%
4rd-down conversion	22/32	16/28



2022-23 West Virginia Football
Overall Team Statistics
All games

	WVU	OPP
4rd-down pct	69%	57%
Sacks by-Yards	26-186	20-144
Misc Yards	0	0
Touchdowns scored	47	50
Field goals - attempts	14-15	15-18
On-Side kicks	0-1	0-0
Red-zone scores	(42-46) 91%	(36-43) 84%
Red-zone touchdowns	(29-46) 63%	(29-43) 67%
PAT-attempts	(39-42) 93%	(46-47) 98%
2-point conversion-attempts	(1-6) 17%	(1-3) 33%
Attendance	285946	401986
Games / Avg per game	6/47658	6/66998
Neutral site games	-	0/0

Score by Periods

Team	1st	2nd	3rd	4th	OT	TOT
West Virginia	81	108	61	117	0	367
Opponents	79	136	76	91	13	395



2022-23 West Virginia Football
Individual Statistics
All games

Rushing

Player	gp	att	gain	loss	net	avg	td	lg	avg/g
Tony Mathis Jr.	10	135	596	34	562	4.2	5	37	56.2
CJ Donaldson	7	87	534	8	526	6.0	8	82	75.1
Justin Johnson Jr.	12	98	447	17	430	4.4	3	24	35.8
Garrett Greene	9	45	314	38	276	6.1	5	39	30.7
Jaylen Anderson	6	35	282	7	275	7.9	2	57	45.8
Nicco Marchiol	2	6	34	2	32	5.3	0	9	16.0
Sam James	12	3	9	0	9	3.0	0	5	0.8
Hershey McLaurin	12	1	5	0	5	5.0	0	5	0.4
Goose Crowder	2	1	4	0	4	4.0	0	4	2.0
JT Daniels	10	30	67	118	-51	-1.7	1	20	-5.1
Team	12	4	0	10	-10	-2.5	0	0	-0.8
Total	12	445	2292	234	2058	4.6	24	82	171.5
Opponents	12	434	2085	290	1795	4.1	24	54	149.6

Punt Returns

Player	no.	yds	avg	td	lg
Preston Fox	7	51	7.3	0	27
Hershey McLaurin	1	14	14.0	0	14
Reese Smith	4	8	2.0	0	11
Total	12	73	6.1	0	27
Opponents	7	19	2.7	0	10

Interceptions

Player	no.	yds	avg	td	lg
Malachi Ruffin	2	43	21.5	1	43
Aubrey Burks	1	6	6.0	0	6
Jacolby Spells	1	27	27.0	1	27
Total	4	76	19.0	2	43
Opponents	12	221	18.4	3	86

Passing

Player	gp	effic	comp-att-int	pct	yds	td	lg	avg/g
JT Daniels	10	122.9	200-327-9	61.2	2107	13	67	210.7
Garrett Greene	9	121.7	43-78-3	55.1	493	5	71	54.8
Nicco Marchiol	2	95.6	4-13-0	30.8	61	1	26	30.5
Goose Crowder	2	234.8	6-6-0	100.0	57	1	30	28.5
Sam James	12	200.8	1-1-0	100.0	12	0	12	1.0
Total	12	123.6	254-425-12	59.8	2730	20	71	227.5
Opponents	12	144.7	229-386-4	59.3	3152	22	71	262.7

Kick Returns

Player	no.	yds	avg	td	lg
Jeremiah Aaron	12	218	18.2	0	29
Sam James	11	214	19.5	0	42
Reese Smith	1	12	12.0	0	12
Tomas Rimac	1	0	0.0	0	0
Total	25	444	17.8	0	42
Opponents	39	814	20.9	1	96

Receiving

Player	gp	no.	yds	avg	td	lg	avg/g
Bryce Ford-Wheaton	12	62	675	10.9	7	67	56.3
Kaden Prather	11	52	501	9.6	3	25	45.5
Sam James	12	46	745	16.2	6	71	62.1
Reese Smith	12	19	205	10.8	1	30	17.1
Cortez Braham	11	14	147	10.5	0	30	13.4
Jeremiah Aaron	11	12	124	10.3	1	22	11.3
CJ Donaldson	7	9	27	3.0	0	9	3.9
Justin Johnson Jr.	12	8	46	5.8	1	10	3.8
Tony Mathis Jr.	10	7	19	2.7	0	9	1.9
Brian Polendey	12	6	36	6.0	0	15	3.0
Mike O'Laughlin	5	5	66	13.2	0	32	13.2
Treylan Davis	12	5	51	10.2	0	17	4.3
Garrett Greene	9	4	32	8.0	0	12	3.6
Preston Fox	12	4	41	10.3	1	26	3.4
Jaylen Anderson	6	1	15	15.0	0	15	2.5
Total	12	254	2730	10.7	20	71	227.5
Opponents	12	229	3152	13.8	22	71	262.7

Fumble Returns

Player	no.	yds	avg	td	lg
Jasir Cox	2	65	32.5	1	65
Lee Kpogba	1	0	0.0	0	0
Dante Stills	1	0	0.0	0	0
Malachi Ruffin	1	0	0.0	0	0
Caden Biser	1	0	0.0	0	0
Total	6	65	10.8	1	65
Opponents	6	19	3.2	0	19



**2022-23 West Virginia Football
Individual Statistics
All games**

Scoring

Player	td	fg	PAT						pts
			kick	rush	rcv	pass	dxp	saf	
Casey Legg	-	14-15	37-39	-	-	-	-	-	79
CJ Donaldson	8	-	-	-	-	-	-	-	48
Bryce Ford-Wheaton	7	-	-	-	1	-	-	-	44
Sam James	6	-	-	-	-	-	-	-	36
Tony Mathis Jr.	5	-	-	-	-	-	-	-	30
Garrett Greene	5	-	-	-	-	-	-	-	30
Justin Johnson Jr.	4	-	-	-	-	-	-	-	24
Kaden Prather	3	-	-	-	-	-	-	-	18
Jaylen Anderson	2	-	-	-	-	-	-	-	12
Jacolby Spells	1	-	-	-	-	-	1	-	8
Malachi Ruffin	1	-	-	-	-	-	-	-	6
Jasir Cox	1	-	-	-	-	-	-	-	6
JT Daniels	1	-	-	-	-	1	-	-	6
Reese Smith	1	-	-	-	-	-	-	-	6
Preston Fox	1	-	-	-	-	-	-	-	6
Jeremiah Aaron	1	-	-	-	-	-	-	-	6
Parker Grothaus	-	-	2-3	-	-	-	-	-	2
Total	47	14-15	39-42	0	1	1	1	0	367
Opponents	50	15-18	46-47	1	0	0	1	0	395

Field Goals

Player	fg	pct.	01-19	20-29	30-39	40-49	50-99	lg	blk
Casey Legg	14-15	93.3	0-0	9-9	5-5	0-1	0-0	38	0
Opponents	15-18	83.3	0-0	2-2	4-4	8-10	1-2	53	0

FG Sequence

Team Name	West Virginia	Opponents
Pittsburgh	(24)	(42)
Kansas	(27),(28)	
Towson	(26)	
Virginia Tech	(23),(35),(25),(38)	(44)
Baylor	(23),(22)	(40),(44)
Texas Tech	(38)	(46),(26)
TCU	(33)	(30),(46)
Oklahoma	(25)	54,(32),46
Kansas St.	44	(46),(53)
Oklahoma St.	(34)	(22),(38)
Texas		(45)
Iowa St.		(30),41

Numbers in (parentheses) indicate field goal was made

Total Offense

Player	g	plays	rush	pass	total	avg/g
JT Daniels	10	357	-51	2107	2056	205.6
Garrett Greene	9	123	276	493	769	85.4
Tony Mathis Jr.	10	135	562	0	562	56.2
CJ Donaldson	7	87	526	0	526	75.1
Justin Johnson Jr.	12	98	430	0	430	35.8
Jaylen Anderson	6	35	275	0	275	45.8
Nicco Marchiol	2	19	32	61	93	46.5
Goose Crowder	2	7	4	57	61	30.5
Sam James	12	4	9	12	21	1.8
Hershey McLaurin	12	1	5	0	5	0.4
Team	12	0	-10	0	-10	-0.8
Total	12	870	2058	2730	4788	399.0
Opponents	12	820	1795	3152	4947	412.3

Punting

Player	no.	yds	avg	lg	tb	fc	i20	50+	blk
Oliver Straw	48	2029	42.3	63	2	24	17	7	0
Total	48	2029	42.3	63	2	24	17	7	0
Opponents	44	1791	40.7	65	5	14	15	10	1

Kickoffs

Player	no.	yds	avg	tb	ob	retn	net	ydn
Parker Grothaus	64	3846	60.1	23	2			
Danny King	4	195	48.8	1	0			
Casey Legg	1	11	11.0	0	0			
Total	69	4052	58.7	24	2	41	37	27
Opponents	75	4662	62.2	34	1	26	41	23



2022-23 West Virginia Football
Individual Statistics
All games

All Purpose

Player	g	rush	rcv	pr	kr	ir	total	avg/g
Sam James	12	9	745	0	214	0	968	80.7
Bryce Ford-Wheaton	12	0	675	0	0	0	675	56.3
Tony Mathis Jr.	10	562	19	0	0	0	581	58.1
CJ Donaldson	7	526	27	0	0	0	553	79.0
Kaden Prather	11	0	501	0	0	0	501	45.5
Justin Johnson Jr.	12	430	46	0	0	0	476	39.7
Jeremiah Aaron	11	0	124	0	218	0	342	31.1
Garrett Greene	9	276	32	0	0	0	308	34.2
Jaylen Anderson	6	275	15	0	0	0	290	48.3
Reese Smith	12	0	205	8	12	0	225	18.8
Cortez Braham	11	0	147	0	0	0	147	13.4
Preston Fox	12	0	41	51	0	0	92	7.7
Mike O'Laughlin	5	0	66	0	0	0	66	13.2
Treylan Davis	12	0	51	0	0	0	51	4.3
Malachi Ruffin	12	0	0	0	0	43	43	3.6
Brian Polendey	12	0	36	0	0	0	36	3.0
Nicco Marchiol	2	32	0	0	0	0	32	16.0
Jacolby Spells	9	0	0	0	0	27	27	3.0
Hershey McLaurin	12	5	0	14	0	0	19	1.6
Aubrey Burks	11	0	0	0	0	6	6	0.5
Goose Crowder	2	4	0	0	0	0	4	2.0
JT Daniels	10	-51	0	0	0	0	-51	-5.1
Team	12	-10	0	0	0	0	-10	-0.8
Total	12	2058	2730	73	444	76	5381	448.4
Opponents	12	1795	3152	19	814	221	6001	500.1



**2022-23 West Virginia Football
Overall Defense Statistics
All games**

Team Defense

##	Player	gp	Tackles				tfl/yds	Sacks no-yds	Pass defense			Fumbles		blkd	
			ua	a	tot	no-yds			int-yds	brup	qbh	fr-yds	ff	kick	saf
8	Lee Kpogba	12	44	48	92	5.5-23	3.5-19	.	.	6	1-0	.	.	.	
2	Aubrey Burks	11	46	20	66	4.5-20	1-9	1-6	2	.	.	1	.	.	
24	Marcis Floyd	12	44	20	64	1-4	.	.	4	.	.	1	.	.	
7	Jasir Cox	12	34	28	62	6-16	0.5-5	.	3	1	2-65	.	.	.	
6	Exree Loe	12	33	21	54	2-6	.	.	2	
13	Hershey McLaurin	12	25	20	45	1-1	.	.	1	
91	Sean Martin	12	17	17	34	8-35	4-27	.	.	2	.	1	.	.	
95	Jordan Jefferson	12	13	18	31	9.5-28	3-17	.	5	
27	Davis Mallinger	8	18	8	26	2-13	2-13	.	.	1	
4	Rashad Ajayi	11	21	5	26	.	.	.	3	
14	Malachi Ruffin	12	15	11	26	.	.	2-43	5	.	1-0	.	.	.	
55	Dante Stills	12	13	13	26	9-45	4.5-36	.	1	6	1-0	2	1	.	
10	Jared Bartlett	10	15	11	26	3.5-28	2.5-25	.	.	3	
5	Lance Dixon	9	12	10	22	0.5-4	.	.	1	1	
44	Lanell Carr	12	8	13	21	4.5-15	1-9	.	1	2	
12	Taijh Alston	12	7	11	18	3-21	2-16	2	.	.	
11	Wesley McCormick	10	14	3	17	.	.	.	2	
28	Jacolby Spells	9	9	4	13	.	.	1-27	
93	Mike Lockhart	12	5	8	13	1-2	.	.	1	1	
96	Edward Vesterinen	12	4	6	10	2.5-11	1-9	.	.	2	
20	Andrew Wilson-Lamp	11	5	4	9	.	.	.	2	
45	Taurus Simmons	10	3	5	8	1.5-1	1-1	
36	Caden Biser	11	3	5	8	1-0	.	.	.	
9	Charles Woods	4	7	.	7	
19	Trey Lathan	4	.	6	6	
47	Anthony Del Negro	12	5	1	6	
32	Raleigh Collins III	4	4	1	5	1.5-12	.	.	.	1	
30	Naim Muhammad	4	3	2	5	1-1	
92	Asani Redwood	4	2	2	4	0.5-1	.	.	.	1	
52	Jalen Thornton	8	3	.	3	
29	Mumu Bin-Wahad	4	2	1	3	
0	Bryce Ford-Wheaton	12	3	.	3	
16	Caleb Coleman	5	.	3	3	
37	Parker Grothaus	12	1	1	2	
13	Sam James	12	1	.	1	
15	Reese Smith	12	1	.	1	
3	Kaden Prather	11	1	.	1	
18	Tirek Austin-Cave	10	.	1	1	
97	Brayden Dudley	2	.	1	1	
33	Jairo Faverus	12	1	.	1	
35	Aric Burton	1	1	.	1	



2022-23 West Virginia Football
Overall Defense Statistics
All games

##	Player	gp	Tackles				Sacks	Pass defense			Fumbles		blkd	
			ua	a	tot	tfl/yds		no-yds	int-yds	brup	qbh	fr-yds	ff	kick
12	CJ Donaldson	7	1	.
Totals		12	444	328	772	68-287	26-186	4-76	33	27	6-65	7	2	0
Opponents		12	451	428	879	60-232	20-144	12-221	48	22	6-19	6	0	0



2022-23 West Virginia Football Team Game-by-Game Comparison All games

Opponent	Score	Total	First Downs			Pen	Rushing Number-Yards	Passing		Total Offense Plays-Yards	Return Yards	Turn- Overs
			Rush	Pass	Comp-Att.-Int			Yards				
Pittsburgh	31-38	23 / 19	7 / 7	11 / 11	5 / 1	33-190 / 38-76	23-40-1 / 16-24-0	214 / 308	73-404 / 62-384	56 / 102	2 / 1	
Kansas	42-55	27 / 24	4 / 7	19 / 15	4 / 2	38-146 / 36-200	27-39-1 / 18-29-0	365 / 219	77-511 / 65-419	32 / 116	2 / 0	
Towson	65-7	32 / 11	16 / 7	14 / 4	2 / 0	45-316 / 32-82	27-40-0 / 10-23-0	308 / 98	85-624 / 55-180	26 / 227	0 / 1	
Virginia Tech	33-10	32 / 14	12 / 1	12 / 10	8 / 3	46-218 / 18-35	20-30-0 / 16-35-1	203 / 193	76-421 / 53-228	25 / 30	1 / 1	
Texas	20-38	22 / 25	8 / 10	11 / 12	3 / 3	30-61 / 32-110	29-48-0 / 22-28-0	253 / 336	78-314 / 60-446	34 / 26	0 / 0	
Baylor	43-40	26 / 28	12 / 8	14 / 17	0 / 3	37-217 / 35-169	24-37-1 / 21-37-1	283 / 421	74-500 / 72-590	104 / 118	1 / 3	
Texas Tech	10-48	19 / 33	6 / 15	10 / 17	3 / 1	26-73 / 54-239	24-40-3 / 32-49-0	209 / 355	66-282 / 103-594	26 / 15	4 / 0	
TCU	31-41	25 / 17	8 / 6	14 / 10	3 / 1	40-155 / 27-153	23-39-1 / 16-28-1	275 / 341	79-430 / 55-494	85 / 121	2 / 2	
Iowa St.	14-31	11 / 26	4 / 9	5 / 14	2 / 3	22-76 / 38-172	12-27-1 / 24-36-0	124 / 219	49-200 / 74-391	78 / 12	1 / 0	
Oklahoma	23-20	26 / 22	15 / 11	8 / 9	3 / 2	53-203 / 40-236	19-34-1 / 17-28-0	203 / 190	87-406 / 68-426	80 / 69	2 / 0	
Kansas St.	31-48	21 / 21	10 / 9	9 / 11	2 / 1	34-153 / 42-143	16-28-2 / 19-27-1	216 / 294	62-369 / 69-437	75 / 135	2 / 1	
Oklahoma St.	24-19	15 / 20	9 / 12	4 / 6	2 / 2	41-250 / 42-180	10-23-1 / 18-42-0	77 / 178	64-327 / 84-358	37 / 102	1 / 1	
Totals	367-395	279 / 260	111 / 102	131 / 136	37 / 22	445-2058 / 434-1795	254-425-12 / 229-386-4	2730 / 3152	870-4788 / 820-4947	658 / 1073	18 / 10	

Opponents	3rd Down Conversion	4th Down Conversion	Time of Possession	TOP Margin	Avg Yds/Rush	Avg Yds/Pass	Avg Yds/Play	Punting Number-Avg	Penalties Number-Yards	Sacks
Pittsburgh	8-16 / 5-12	0-1 / 0-0	27:29 / 32:31	-05:02	5.8 / 2.0	5.4 / 12.8	5.5 / 6.2	6-41.2 / 6-35.7	11-72.0 / 8-76.0	5 / 3
Kansas	8-15 / 11-15	3-3 / 1-1	32:27 / 27:33	04:54	3.8 / 5.6	9.4 / 7.6	6.6 / 6.4	1-35.0 / 2-44.5	8-65.0 / 6-70.0	0 / 0
Towson	9-15 / 3-14	5-5 / 3-4	36:00 / 24:00	12:00	7.0 / 2.6	7.7 / 4.3	7.3 / 3.3	0-0.0 / 6-40.3	5-34.0 / 7-65.0	3 / 1
Virginia Tech	4-13 / 2-10	1-1 / 0-2	38:44 / 21:16	17:28	4.7 / 1.9	6.8 / 5.5	5.5 / 4.3	2-38.5 / 5-42.0	6-69.0 / 15-132.0	1 / 1
Texas	9-18 / 5-9	3-5 / 0-0	32:10 / 27:50	04:20	2.0 / 3.4	5.3 / 12.0	4.0 / 7.4	4-40.0 / 2-36.5	4-48.0 / 7-65.0	2 / 3
Baylor	7-13 / 4-11	0-1 / 3-3	30:25 / 29:35	00:50	5.9 / 4.8	7.6 / 11.4	6.8 / 8.2	3-40.3 / 2-38.5	5-46.0 / 2-12.0	2 / 0
Texas Tech	4-14 / 9-20	1-2 / 6-7	26:09 / 33:51	-07:42	2.8 / 4.4	5.2 / 7.2	4.3 / 5.8	5-46.6 / 2-54.0	4-31.0 / 7-70.0	1 / 1
TCU	9-17 / 5-12	2-3 / 2-2	36:16 / 23:44	12:32	3.9 / 5.7	7.1 / 12.2	5.4 / 9.0	2-37.5 / 2-32.5	7-50.0 / 6-67.0	1 / 3
Iowa St.	2-12 / 4-13	0-0 / 1-1	21:45 / 38:15	-16:30	3.5 / 4.5	4.6 / 6.1	4.1 / 5.3	9-42.8 / 5-35.8	7-64.0 / 2-25.0	3 / 2
Oklahoma	7-19 / 1-11	4-5 / 0-3	37:15 / 22:45	14:30	3.8 / 5.9	6.0 / 6.8	4.7 / 6.3	6-43.8 / 4-46.5	5-41.0 / 6-60.0	3 / 2
Kansas St.	2-10 / 9-14	2-4 / 0-2	28:24 / 31:36	-03:12	4.5 / 3.4	7.7 / 10.9	6.0 / 6.3	2-40.5 / 1-56.0	8-46.0 / 3-30.0	1 / 3
Oklahoma St.	4-15 / 8-21	1-2 / 0-3	28:43 / 31:17	-02:34	6.1 / 4.3	3.3 / 4.2	5.1 / 4.3	8-44.0 / 7-41.7	7-70.0 / 3-30.0	4 / 1
Totals	73-177 / 66-162	22-32 / 16-28	375:47 / 344:13	31:34	4.6 / 4.1	6.4 / 8.2	5.5 / 6.0	48-42.3 / 44-40.7	77-636.0 / 72-702.0	26 / 20

Note: Game totals are displayed in the format TEAM/OPPONENT for each category



**2022-23 West Virginia Football
Team Game-by-Game
All games**

Date	Opponent	Rushing				Receiving				Passing				Kick Returns				Punt Returns				tot off		
		no.	yds	td	lg	no.	yds	td	lg	cmp	att	int	yds	td	lg	no.	yds	td	lg	no.	yds		td	lg
09/01/2022	at Pittsburgh	33	190	2	44	23	214	2	32	23	40	1	214	2	32	2	31	0	19	2	25	0	14	404
09/10/2022	Kansas	38	146	2	10	27	365	3	67	27	39	1	365	3	67	2	32	0	18	1	0	0	0	511
09/17/2022	Towson	45	316	6	82	27	308	3	51	27	40	0	308	3	51	0	0	0	0	2	26	0	27	624
09/22/2022	at Virginia Tech	46	218	1	24	20	203	1	27	20	30	0	203	1	27	0	0	0	0	1	-2	0	0	421
10/01/2022	at Texas	30	61	2	14	29	253	1	32	29	48	0	253	1	32	2	34	0	17	1	0	0	0	314
10/13/2022	Baylor	37	217	3	37	24	283	1	32	24	37	1	283	1	32	1	29	0	29	1	4	0	4	500
10/22/2022	at Texas Tech	26	73	0	16	24	209	1	28	24	40	3	209	1	28	1	16	0	16	1	10	0	10	282
10/29/2022	TCU	40	155	2	38	23	275	2	36	23	39	1	275	2	36	5	85	0	25	0	0	0	0	430
11/05/2022	at Iowa St.	22	76	0	12	12	124	2	25	12	27	1	124	2	25	4	78	0	24	0	0	0	0	200
11/12/2022	Oklahoma	53	203	2	33	19	203	1	35	19	34	1	203	1	35	3	80	0	42	0	0	0	0	406
11/19/2022	Kansas St.	34	153	1	23	16	216	3	71	16	28	2	216	3	71	2	32	0	19	0	0	0	0	369
11/26/2022	at Oklahoma St.	41	250	3	57	10	77	0	15	10	23	1	77	0	15	3	27	0	15	3	10	0	8	327
West Virginia		445	2058	24	82	254	2730	20	71	254	425	12	2730	20	71	25	444	0	42	12	73	0	27	4788
Opponents		434	1795	24	54	229	3152	22	71	229	386	4	3152	22	71	39	814	1	96	7	19	0	10	4947

West Virginia Averages

Games	Avg/ rush	Avg/ catch	Pass effic	KR avg	PR avg	All purpose avg/game	Total offense avg/game
12	4.6	10.7	123.6	17.8	6.1	448.4	399.0

Date	Opponent	Tackles			tfl-yds	Sacks		Fumble		Pass Defense			blkd kick	PAT attempts			off					
		ua	a	total		no-yds	ff	fr-yds	int-yds	qbh	brup	kick		kick	rush	rcv	saf	t/o	pts			
09/01/2022	at Pittsburgh	33	28	61	6.0-40	5	39	1	1	0	0	3	3	1	4	4	0	0	0	0	0	31
09/10/2022	Kansas	33	30	63	3.0-6	0	0	1	0	0	0	1	3	0	4	4	0	1	0	0	0	42
09/17/2022	Towson	35	26	61	7.0-25	3	17	1	1	0	0	1	2	0	8	9	0	0	0	7	65	
09/22/2022	at Virginia Tech	20	20	40	3.0-9	1	6	0	0	1	27	5	3	0	3	3	0	0	0	7	33	
10/01/2022	at Texas	31	28	59	5.0-22	2	17	0	0	0	0	1	1	0	2	2	0	0	0	0	20	
10/13/2022	Baylor	45	24	69	5.0-19	2	13	2	2	1	6	3	2	1	5	5	0	0	0	7	43	
10/22/2022	at Texas Tech	57	24	81	5.0-17	1	9	0	0	0	0	3	2	0	1	1	0	0	0	0	10	
10/29/2022	TCU	30	22	52	7.0-33	1	12	0	1	1	0	2	3	0	4	4	0	0	0	3	31	
11/05/2022	at Iowa St.	44	20	64	6.0-32	3	26	1	0	0	0	3	3	0	2	2	0	0	0	0	14	
11/12/2022	Oklahoma	47	22	69	7.0-32	3	18	1	0	0	0	0	4	0	2	2	0	0	0	0	23	
11/19/2022	Kansas St.	36	42	78	7.0-25	1	7	0	0	1	43	2	1	0	1	3	0	0	0	6	31	
11/26/2022	at Oklahoma St.	33	42	75	7.0-27	4	22	0	1	0	0	3	6	0	3	3	0	0	0	0	24	
West Virginia		444	328	772	68.0-287	26	186	7	6	65	4	76	27	33	2	39	42	0	1	0	30	367
Opponents		451	428	879	60.0-232	20	144	6	6	19	12	221	22	48	0	46	47	1	0	0	68	395

Date	Opponent	Punting							Field Goals			Kickoffs							
		no.	yds	avg	long	blkd	tb	fc	50+	i20	md-att	long	blkd	no.	yds	avg	tb	ob	
09/01/2022	at Pittsburgh	6	247	41.2	48	0	0	4	0	3	1	1	24	0	5	317	63.4	2	0
09/10/2022	Kansas	1	35	35.0	35	0	0	0	0	0	2	2	28	0	8	453	56.6	3	1
09/17/2022	Towson	0	0	0.0	0	0	0	0	0	0	1	1	26	0	11	620	56.4	2	0
09/22/2022	at Virginia Tech	2	77	38.5	42	0	0	2	0	0	4	4	38	0	8	504	63.0	6	0
10/01/2022	at Texas	4	160	40.0	45	0	0	3	0	2	0	0	0	0	3	145	48.3	1	0
10/13/2022	Baylor	3	121	40.3	45	0	0	2	0	1	2	2	23	0	8	491	61.4	2	0
10/22/2022	at Texas Tech	5	233	46.6	63	0	1	2	2	1	1	1	38	0	3	183	61.0	2	0
10/29/2022	TCU	2	75	37.5	38	0	0	0	0	0	1	1	33	0	5	319	63.8	2	0
11/05/2022	at Iowa St.	9	385	42.8	61	0	0	5	3	4	0	0	0	0	3	123	41.0	1	0
11/12/2022	Oklahoma	6	263	43.8	51	0	0	2	1	4	1	1	25	0	4	251	62.8	2	0
11/19/2022	Kansas St.	2	81	40.5	43	0	0	0	0	0	0	1	0	0	6	357	59.5	1	1
11/26/2022	at Oklahoma St.	8	352	44.0	55	0	1	4	1	2	1	1	34	0	5	289	57.8	0	0
West Virginia		48	2029	42.3	63	0	2	24	7	17	14	15	38	0	69	4052	58.7	24	2



2022-23 West Virginia Football
Team Game-by-Game
All games

Date	Opponent	Punting									Field Goals			Kickoffs				
		no.	yds	avg	long	blkd	tb	fc	50+	i20	md-att	long	blkd	no.	yds	avg	tb	ob
Opponents		44	1791	40.7	65	1	5	14	10	15	15-18	53	0	75	4662	62.2	34	1



2022-23 West Virginia Football Opponents Game-by-Game All games

Date	Opponent	Rushing				Receiving				Passing				Kick Returns				Punt Returns				tot off
		no.	yds	td	lg	no.	yds	td	lg	cmp-att-int	yds	td	lg	no.	yds	td	lg	no.	yds	td	lg	
09/01/2022	at Pittsburgh	38	76	3	14	16	308	1	64	16-24-0	308	1	64	2	43	0	23	1	3	0	3	384
09/10/2022	Kansas	36	200	4	30	18	219	3	40	18-29-0	219	3	40	2	30	0	15	0	0	0	0	419
09/17/2022	Towson	32	82	0	11	10	98	0	25	10-23-0	98	0	25	9	227	1	96	0	0	0	0	180
09/22/2022	at Virginia Tech	18	35	0	15	16	193	1	28	16-35-1	193	1	28	2	30	0	13	0	0	0	0	228
10/01/2022	at Texas	32	110	1	17	22	336	4	45	22-28-0	336	4	45	2	26	0	26	0	0	0	0	446
10/13/2022	Baylor	35	169	2	22	21	421	3	56	21-37-1	421	3	56	6	115	0	32	1	1	0	1	590
10/22/2022	at Texas Tech	54	239	3	38	32	355	3	55	32-49-0	355	3	55	1	13	0	13	1	2	0	2	594
10/29/2022	TCU	27	153	2	51	16	341	3	71	16-28-1	341	3	71	3	68	0	28	1	-3	0	0	494
11/05/2022	at Iowa St.	38	172	2	38	24	219	2	24	24-36-0	219	2	24	2	6	0	6	1	6	0	6	391
11/12/2022	Oklahoma	40	236	2	54	17	190	0	67	17-28-0	190	0	67	2	56	0	36	1	10	0	10	426
11/19/2022	Kansas St.	42	143	3	49	19	294	2	43	19-27-1	294	2	43	3	98	0	39	1	0	0	0	437
11/26/2022	at Oklahoma St.	42	180	2	24	18	178	0	43	18-42-0	178	0	43	5	102	0	36	0	0	0	0	358
Opponents		434	1795	24	54	229	3152	22	71	229-386-4	3152	22	71	39	814	1	96	7	19	0	10	4947
West Virginia		445	2058	24	82	254	2730	20	71	254-425-12	2730	20	71	25	444	0	42	12	73	0	27	4788

Opponents Averages

Games	Avg/ rush	Avg/ catch	Pass effic	KR avg	PR avg	All purpose avg/game	Total offense avg/game
12	4.1	13.8	144.7	20.9	2.7	500.1	412.3

Date	Opponent	Tackles			tfl-yds	Sacks no-yds	Fumble ff fr-yds	Pass Defense			blkd kick	PAT attempts			off			
		ua	a	total				int-yds	qbh	brup		kick	rush	rcv	saf	t/o	pts	
09/01/2022	at Pittsburgh	36	40	76	8.0-38	3-22	2	1-0	1-56	8	10	0	5-5	0	0	0	14	38
09/10/2022	Kansas	41	30	71	0.0-0	0-0	0	1-0	1-86	0	4	0	7-7	0	0	0	13	55
09/17/2022	Towson	40	44	84	1.0-6	1-6	0	0-0	0-0	0	2	0	1-1	0	0	0	0	7
09/22/2022	at Virginia Tech	37	48	85	5.0-13	1-7	1	1-0	0-0	0	2	0	1-1	0	0	0	0	10
10/01/2022	at Texas	40	32	72	7.0-26	3-18	0	0-0	0-0	1	7	0	5-5	0	0	0	0	38
10/13/2022	Baylor	37	40	77	4.0-5	0-0	0	0-0	1-2	1	6	0	4-5	0	0	0	3	40
10/22/2022	at Texas Tech	39	20	59	6.0-22	1-8	1	1-0	3-0	3	2	0	6-6	0	0	0	17	48
10/29/2022	TCU	53	22	75	4.0-24	3-21	1	1-19	1-37	0	3	0	5-5	0	0	0	7	41
11/05/2022	at Iowa St.	21	26	47	3.0-13	2-11	0	0-0	1-0	2	4	0	4-4	0	0	0	0	31
11/12/2022	Oklahoma	42	60	102	12.0-38	2-17	1	1-0	1-3	3	2	0	1-1	1	0	0	0	20
11/19/2022	Kansas St.	29	38	67	4.0-28	3-23	0	0-0	2-37	1	3	0	6-6	0	0	0	14	48
11/26/2022	at Oklahoma St.	36	28	64	6.0-19	1-11	0	0-0	1-0	3	3	0	1-1	0	0	0	0	19
Opponents		451	428	879	60.0-232	20-144	6	6-19	12-221	22	48	0	46-47	1	0	0	68	395
West Virginia		444	328	772	68.0-287	26-186	7	6-65	4-76	27	33	2	39-42	0	1	0	30	367

Date	Opponent	Punting									Field Goals			Kickoffs				
		no.	yds	avg	long	blkd	tb	fc	50+	i20	md-att	long	blkd	no.	yds	avg	tb	ob
09/01/2022	at Pittsburgh	6	214	35.7	53	1	0	2	1	2	1-1	42	0	7	410	58.6	3	0
09/10/2022	Kansas	2	89	44.5	46	0	0	2	0	1	0-0	0	0	7	440	62.9	3	0
09/17/2022	Towson	6	242	40.3	51	0	0	2	2	2	0-0	0	0	2	130	65.0	2	0
09/22/2022	at Virginia Tech	5	210	42.0	54	0	1	0	2	2	1-1	44	0	3	180	60.0	2	0
10/01/2022	at Texas	2	73	36.5	38	0	0	1	0	0	1-1	45	0	7	433	61.9	0	0
10/13/2022	Baylor	2	77	38.5	39	0	0	1	0	1	2-2	44	0	8	515	64.4	7	0
10/22/2022	at Texas Tech	2	108	54.0	65	0	1	0	1	1	2-2	46	0	9	578	64.2	7	0
10/29/2022	TCU	2	65	32.5	35	0	1	0	0	0	2-2	46	0	8	506	63.3	3	0
11/05/2022	at Iowa St.	5	179	35.8	40	0	0	1	0	1	1-2	30	0	6	382	63.7	1	0
11/12/2022	Oklahoma	4	186	46.5	55	0	0	3	1	3	1-3	32	0	4	239	59.8	0	1
11/19/2022	Kansas St.	1	56	56.0	56	0	1	0	1	0	2-2	53	0	9	568	63.1	6	0
11/26/2022	at Oklahoma St.	7	292	41.7	55	0	1	2	2	2	2-2	38	0	5	281	56.2	0	0
Opponents		44	1791	40.7	65	1	5	14	10	15	15-18	53	0	75	4662	62.2	34	1



2022-23 West Virginia Football
Opponents Game-by-Game
All games

Date	Opponent	Punting										Field Goals			Kickoffs			
		no.	yds	avg	long	blkd	tb	fc	50+	i20	md-att	long	blkd	no.	yds	avg	tb	ob
West Virginia		48	2029	42.3	63	0	2	24	7	17	14-15	38	0	69	4052	58.7	24	2



**2022-23 West Virginia Football
By Quarter Statistics
All games**

3rd-Down Conversions

Date	Opponent	Score	Overall	1st Qtr	2nd Qtr	3rd Qtr	4th Qtr	Overtime
09/01/2022	at Pittsburgh	L 31-38	8-16 50.0	0-2 0.0	3-5 60.0	3-5 60.0	2-4 50.0	0-1 0.0
09/10/2022	Kansas	L 42-55	8-15 53.3	1-2 50.0	3-3 100.0	2-3 66.7	2-6 33.3	0-0 0.0
09/17/2022	Towson	W 65-7	9-15 60.0	1-3 33.3	4-6 66.7	2-4 50.0	2-2 100.0	0-0 0.0
09/22/2022	at Virginia Tech	W 33-10	4-13 30.8	1-3 33.3	1-3 33.3	1-4 25.0	1-3 33.3	0-0 0.0
10/01/2022	at Texas	L 20-38	9-18 50.0	1-4 25.0	2-5 40.0	3-5 60.0	3-4 75.0	0-0 0.0
10/13/2022	Baylor	W 43-40	7-13 53.8	2-3 66.7	1-4 25.0	2-2 100.0	2-4 50.0	0-0 0.0
10/22/2022	at Texas Tech	L 10-48	4-14 28.6	2-5 40.0	1-3 33.3	1-4 25.0	0-2 0.0	0-0 0.0
10/29/2022	TCU	L 31-41	9-17 52.9	1-1 100.0	5-7 71.4	1-4 25.0	2-5 40.0	0-0 0.0
11/05/2022	at Iowa St.	L 14-31	2-12 16.7	0-4 0.0	1-3 33.3	0-2 0.0	1-3 33.3	0-0 0.0
11/12/2022	Oklahoma	W 23-20	7-19 36.8	1-5 20.0	2-5 40.0	3-5 60.0	1-4 25.0	0-0 0.0
11/19/2022	Kansas St.	L 31-48	2-10 20.0	0-3 0.0	0-1 0.0	2-4 50.0	0-2 0.0	0-0 0.0
11/26/2022	at Oklahoma St.	W 24-19	4-15 26.7	2-5 40.0	0-2 0.0	1-3 33.3	1-5 20.0	0-0 0.0
West Virginia			73-177 41.2	12-40 30.0	23-47 48.9	21-45 46.7	17-44 38.6	0-1 0.0
Opponents			66-162 40.7	12-38 31.6	21-45 46.7	15-36 41.7	17-42 40.5	1-1 100.0

4th-Down Conversions

Date	Opponent	Score	Overall	1st Qtr	2nd Qtr	3rd Qtr	4th Qtr	Overtime
09/01/2022	at Pittsburgh	L 31-38	0-1 0.0	0-0 0.0	0-0 0.0	0-0 0.0	0-1 0.0	0-0 0.0
09/10/2022	Kansas	L 42-55	3-3 100.0	1-1 100.0	0-0 0.0	0-0 0.0	2-2 100.0	0-0 0.0
09/17/2022	Towson	W 65-7	5-5 100.0	1-1 100.0	2-2 100.0	1-1 100.0	1-1 100.0	0-0 0.0
09/22/2022	at Virginia Tech	W 33-10	1-1 100.0	0-0 0.0	0-0 0.0	1-1 100.0	0-0 0.0	0-0 0.0
10/01/2022	at Texas	L 20-38	3-5 60.0	0-1 0.0	1-1 100.0	1-2 50.0	1-1 100.0	0-0 0.0
10/13/2022	Baylor	W 43-40	0-1 0.0	0-0 0.0	0-0 0.0	0-0 0.0	0-1 0.0	0-0 0.0
10/22/2022	at Texas Tech	L 10-48	1-2 50.0	1-1 100.0	0-1 0.0	0-0 0.0	0-0 0.0	0-0 0.0
10/29/2022	TCU	L 31-41	2-3 66.7	0-0 0.0	1-1 100.0	0-1 0.0	1-1 100.0	0-0 0.0
11/05/2022	at Iowa St.	L 14-31	0-0 0.0	0-0 0.0	0-0 0.0	0-0 0.0	0-0 0.0	0-0 0.0
11/12/2022	Oklahoma	W 23-20	4-5 80.0	1-2 50.0	0-0 0.0	1-1 100.0	2-2 100.0	0-0 0.0
11/19/2022	Kansas St.	L 31-48	2-4 50.0	1-2 50.0	0-0 0.0	0-0 0.0	1-2 50.0	0-0 0.0
11/26/2022	at Oklahoma St.	W 24-19	1-2 50.0	0-0 0.0	0-0 0.0	1-2 50.0	0-0 0.0	0-0 0.0
West Virginia			22-32 68.8	5-8 62.5	4-5 80.0	5-8 62.5	8-11 72.7	0-0 0.0
Opponents			16-28 57.1	5-6 83.3	2-7 28.6	5-6 83.3	4-9 44.4	0-0 0.0

Time of Possession

Date	Opponent	Score	Overall	1st Qtr	2nd Qtr	3rd Qtr	4th Qtr	Overtime
09/01/2022	at Pittsburgh	L 31-38	27:29	05:14	08:01	03:24	10:50	00:00
09/10/2022	Kansas	L 42-55	32:27	07:26	07:26	02:56	14:39	00:00
09/17/2022	Towson	W 65-7	36:00	09:20	11:23	05:14	10:03	00:00
09/22/2022	at Virginia Tech	W 33-10	38:44	09:09	08:45	06:31	14:19	00:00
10/01/2022	at Texas	L 20-38	32:10	07:04	09:54	01:50	13:22	00:00
10/13/2022	Baylor	W 43-40	30:25	06:35	08:29	08:20	07:01	00:00
10/22/2022	at Texas Tech	L 10-48	26:09	08:54	06:03	08:05	03:07	00:00
10/29/2022	TCU	L 31-41	36:16	04:44	14:57	08:57	07:38	00:00
11/05/2022	at Iowa St.	L 14-31	21:45	06:25	06:13	03:46	05:21	00:00
11/12/2022	Oklahoma	W 23-20	37:15	06:03	11:35	07:27	12:10	00:00



2022-23 West Virginia Football
By Quarter Statistics
All games

Page 2/2
as of Aug 28, 2023

Date	Opponent		Score	Overall	1st Qtr	2nd Qtr	3rd Qtr	4th Qtr	Overtime
11/19/2022	Kansas St.	L	31-48	28:24	07:02	07:00	10:48	03:34	00:00
11/26/2022	at Oklahoma St.	W	24-19	28:43	07:56	05:29	06:31	08:47	00:00
West Virginia			Total	375:47	85:52	105:15	73:49	110:51	00:00
			Avg.	31:19	07:09	08:46	06:09	09:14	00:00
Opponents			Total	344:13	68:34	100:19	69:42	105:38	00:00
			Avg.	28:41	05:43	08:22	05:49	08:48	00:00



2022-23 West Virginia Football
Red-Zone Results
All games

West Virginia Inside Opponent Red-Zone

Date	Opponent	Score	Times	Times	Total		Rush	Pass	FGs	Failed to score inside RZ					
			In RZ	Scored	Pts	TDs	TDs	TDs	Made	FGA	Down	Int	Fumb	Half	Game
09/01/2022	at Pittsburgh	L 31-38	5	5	31	4	2	2	1	1	0	0	0	0	0
09/10/2022	Kansas	L 42-55	6	5	28	3	2	1	2	2	0	1	0	0	0
09/17/2022	Towson	W 65-7	8	8	51	7	5	2	1	1	0	0	0	0	0
09/22/2022	at Virginia Tech	W 33-10	5	4	16	1	1	0	3	3	0	0	0	0	1
10/01/2022	at Texas	L 20-38	3	3	20	3	2	1	0	0	0	0	0	0	0
10/13/2022	Baylor	W 43-40	4	4	20	2	2	0	2	2	0	0	0	0	0
10/22/2022	at Texas Tech	L 10-48	1	1	3	0	0	0	1	1	0	0	0	0	0
10/29/2022	TCU	L 31-41	5	4	24	3	2	1	1	1	1	0	0	0	0
11/05/2022	at Iowa St.	L 14-31	1	1	7	1	0	1	0	0	0	0	0	0	0
11/12/2022	Oklahoma	W 23-20	4	4	23	3	2	1	1	1	0	0	0	0	0
11/19/2022	Kansas St.	L 31-48	3	2	12	2	1	1	0	1	0	0	0	0	0
11/26/2022	at Oklahoma St.	W 24-19	1	1	3	0	0	0	1	1	0	0	0	0	0
Totals 42 of 46 (91.3%)			46	42	238	29	19	10	13	14	1	1	0	0	1

Opponents Inside West Virginia Red-Zone

Date	Opponent	Score	Times	Times	Total		Rush	Pass	FGs	Failed to score inside RZ					
			In RZ	Scored	Pts	TDs	TDs	TDs	Made	FGA	Down	Int	Fumb	Half	Game
09/01/2022	Pittsburgh	L 31-38	3	3	21	3	3	0	0	0	0	0	0	0	0
09/10/2022	Kansas	L 42-55	6	6	42	6	3	3	0	0	0	0	0	0	0
09/17/2022	Towson	W 65-7	1	0	0	0	0	0	0	0	0	0	0	0	1
09/22/2022	Virginia Tech	W 33-10	1	0	0	0	0	0	0	0	1	0	0	0	0
10/01/2022	Texas	L 20-38	4	3	21	3	1	2	0	0	0	0	0	0	1
10/13/2022	Baylor	W 43-40	5	4	23	3	2	1	1	1	0	1	0	0	0
10/22/2022	Texas Tech	L 10-48	6	6	38	5	3	2	1	1	0	0	0	0	0
10/29/2022	TCU	L 31-41	1	1	3	0	0	0	1	1	0	0	0	0	0
11/05/2022	Iowa St.	L 14-31	5	4	24	3	2	1	1	2	0	0	0	0	0
11/12/2022	Oklahoma	W 23-20	3	3	18	2	2	0	1	1	0	0	0	0	0
11/19/2022	Kansas St.	L 31-48	4	3	21	3	2	1	0	0	1	0	0	0	0
11/26/2022	Oklahoma St.	W 24-19	4	3	13	1	1	0	2	2	1	0	0	0	0
Totals 36 of 43 (83.7%)			43	36	224	29	19	10	7	8	3	1	0	0	2