

GAME #1

920 WINS (7th in Nation)

52 BOWL GAMES (10th in Nation)

31 BOWL WINS (1-4th in Nation)

101 FIRST-TEAM ALL-AMERICANS



VS.



University Park, Pa.  
Beaver Stadium (106,572)

Series: Penn State leads, 48-9-2  
Last Meeting: Penn State, 40-26  
October 24, 1992



#7/7 PENN STATE  
NITTANY LIONS

0-0, 0-0 Big Ten  
H: 0-0, A: 0-0, N: 0-0

Head Coach: James Franklin (East Stroudsburg '95)  
Record at Penn State (9th season): 78-36 (.684)  
Career Record (12th season): 102-51 (.667)  
vs. West Virginia: 0-0

SCHEDULE/RESULTS

Time	TV	vs	Time (E.T.)	TV
9.2	7/7	West Virginia	7:30 p.m.	NBC
9.9		Delaware	noon	Peacock
9.16		at Illinois* (RV/RV)	noon	FOX
9.23		Iowa* (25/RV)	7:30 p.m.	CBS
9.30		at Northwestern*	TBA	TBA
10.14		UMass	3:30 p.m.	TBA
10.21		at Ohio State* (3/4)	TBA	TBA
10.28		Indiana*	TBA	TBA
11.4		at Maryland* (-/RV)	TBA	TBA
11.11		Michigan* (2/2)	noon	FOX
11.18		Rutgers*	TBA	TBA
11.24		at Michigan State*^	7:30 p.m.	NBC

\* - Big 12 game Rankings: AP/Coaches/CFP  
^ - Ford Field - Detroit, Mich.



PxP: Noah Eagle  
Analyst: Todd Blackledge  
Sideline: Kathryn Tappen



PxP: Steve Jones  
Analyst: Jack Ham  
Sideline: Brian Tripp  
Local: 99.5 & 103.7 FM/1450 AM  
Web: GoPSUsports.com  
Sirius/XM/Internet: 85/SXM App

BY THE NUMBERS

137th

Penn State opens its 137th football season

2019

Penn State will open the season against a non-conference opponent for the first time since 2019. The Nittany Lions also open the season at home for the first time since 2019.

Top 15

Penn State has been ranked among the Top 15 in both the AP and Coaches Preseason Polls in five of the last seven seasons.

10th

This will mark the 10th season for head coach James Franklin at Penn State

WEST VIRGINIA  
MOUNTAINEERS

0-0, 0-0 Big 12  
H: 0-0, A: 0-0, N: 0-0

Head Coach: Neal Brown (UMass '02)  
Record at West Virginia (5th season): 22-25 (.468)  
Career Record (9th season): 57-41 (.581)  
vs. Penn State: 0-0

SCHEDULE/RESULTS

Time	TV	vs	Time (E.T.)	TV
9.2		at Penn State (7/7)	7:30 p.m.	NBC
9.9		Duquesne	6 p.m.	ESPN+
9.16		Pittsburgh (RV/RV)	7:30 p.m.	ABC
9.23		Texas Tech* (RV/24)	TBA	TBA
9.30		at TCU* (17/16)	TBA	TBA
10.12		at Houston* (-/RV)	7 p.m.	FS1
10.21		Oklahoma State* (-/RV)	TBA	TBA
10.28		at UCF*	TBA	TBA
11.4		BYU* (-/RV)	TBA	TBA
11.11		at Oklahoma* (20/19)	TBA	TBA
11.18		Cincinnati*	TBA	TBA
11.25		at Baylor* (RV/RV)	TBA	TBA

\* - Big 12 game Rankings: AP/Coaches/CFP

INSIDE THE GAME

NO. 7 PENN STATE OPENS 2023 CAMPAIGN  
HOSTING WEST VIRGINIA

- OPENING KICK:** No. 7 Penn State welcomes West Virginia to Beaver Stadium on Saturday night to begin the 2023 season. Kickoff is set for 7:30 p.m. ET on NBC.
- NBC SATURDAY NIGHT:** The Nittany Lions open NBC's 2023 Big Ten football coverage. Penn State is set to make its first appearance on NBC since Sept. 9, 2006 at Notre Dame. Penn State is 7-3 all-time in games broadcast on NBC with eight of the 10 appearances coming in bowl games. This will mark NBC's first-ever game in Beaver Stadium.
- SERIES HISTORY:** Penn State meets West Virginia for the 60th time in program history. The Nittany Lions own a 48-9-2 advantage in the series. Penn State is 31-3 in home games and has won 32 of the last 34 matchups. In the last contest, on Oct. 24, 1992, the Nittany Lions won 40-26 in Morgantown. Kerry Collins threw for 249 yards and two touchdowns, while Richie Anderson rushed for 133 yards and three scores.
- STARTING OFF RIGHT:** Penn State has won 18 of its last 21 season-opening contests and six of its last seven. The Nittany Lions are 112-22-2 all-time in season openers and 121-13-1 all-time in home openers.
- OFFENSIVE WEAPONS:** Following strong freshmen campaigns by Nicholas Singleton (1,061 rushing yards) and Kaytron Allen (867), along with the addition of Trey Potts (1,195 career yards), Penn State is one of 17 FBS teams, and the only Big Ten team, entering 2023 with three career 800-yard rushers on its team. With Dante Cephas (2,139 career receiving yards) and KeAndre-Lambert Smith (1,048), Penn State is one of 11 FBS teams, and the only Big Ten team, entering 2023 with two career 1,000-yard rushers and receivers on its roster.
- BEHIND THE LINE:** PSU limited nine opponents to less than 100 rushing yards during the 2022 season and 11 of its last 12 opponents below their season rushing average entering the game. PSU recorded at least seven tackles for loss in each of the last eight games of 2022.
- THE OPPOSITION:** West Virginia went 5-7 overall in 2022 with a 3-6 record in Big 12 action. The Mountaineers' victories included a 43-40 win over No. 23 Baylor and wins over Oklahoma and Oklahoma State.

BREAKDOWN (2022 STATS; TOP RETURNERS)

Category	Player	Stats
RUSHING	Penn State: #10 Nicholas Singleton	156 for 1,061 yds (81.6 ypg; 6.8 ypc), 12 TD
	West Virginia: #4 CJ Donaldson	87 for 526 yds (75.1 ypg; 6.0 ypc), 8 TD
PASSING	Penn State: #15 Drew Allar	35-of-60 (58.3%), 344 yds (34.4 ypg), 4 TD/0 INT
	West Virginia: #6 Garrett Greene	43-of-78 (55.1%), 493 yds (54.7 ypg), 5 TD/3 INT
RECEIVING	Penn State: #1 KeAndre Lambert-Smith	24 for 389 yds (29.9 ypg; 16.2 ypc), 4 TD
	West Virginia: #11 Cortez Abraham	14 for 147 yds (13.4 ypg; 10.5 ypr), 1 TD
DEFENSE	Penn State: #11 Abdul Carter	56 TT, 10.5 TFL, 6.5 SK, 2 FF, 4 PBU, 5 QBH
	West Virginia: #1 Lee Kpogba	92 TT, 5.5 TFL, 3.5 SK, 1 FR, 6 QBH

RANKINGS COMPARISON

PSU	FBS	Conf	Stat	Conf	FBS	WVU
37.8	83	10	3rd Down Offense Pct.	3	45	41.2
33.2	22	6	3rd Down Defense Pct.	6	87	40.7
64.0	37	5	Completion Pct.	9	77	59.8
212.3	46	9	Passing Defense	9	111	262.7
252.5	46	4	Passing Offense	9	71	227.5
22.4	24	2	Kick Return Avg.	8	103	17.8
4.4	116	12	Punt Return Avg.	8	89	6.1
73.8	8	1	Red Zone Defense	4	69	83.7
90.2	17	4	Red Zone Offense	1	12	91.3
111.2	17	6	Rushing Defense	4	67	149.6
181.1	45	4	Rushing Offense	7	52	171.5
18.2	10	5	Scoring Defense	9	116	32.9
35.8	20	3	Scoring Offense	9	50	30.6
3.3	6	1	Team Sacks	2	61	2.2
30:36	49	8	Time of Possession	4	33	31:19
323.5	17	7	Total Defense	6	98	412.2
433.6	34	3	Total Offense	9	57	399.0
+11	10	2	Turnover Margin	10	119	-8
13.94	52	4	Explosive Play Offense Pct.	8	89	12.07
11.51	41	9	Explosive Play Defense Pct.	8	102	14.39

TABLE OF CONTENTS

Page 2 ..... Quick Facts/National Polls/This Day in History  
Page 3 ..... Opponent Tracker/Big/Media Info  
Page 4-6 ..... Head Coach James Franklin  
Page 7 ..... West Virginia Scouting Report/Series History  
Page 8-10 ..... Team Notes  
8 ..... Penn State vs. the Big Ten/PSU vs. Big West  
..... Milestone Watch  
9 ..... At the Start/Record Breakdown  
10 ..... Historic Series/Home Sweet Home/2023 Captains

Page 11-21 ..... Position Notes  
11 ..... Offensive Notes/Preseason Honors  
12 ..... Quarterbacks/National Nits/  
..... Academic Success/Pronouncements  
13 ..... Running Backs/Nicholas Singleton  
14 ..... Kaytron Allen/Tight Ends  
..... Winningest Programs/Welcome To The Game  
15 ..... Wide Receivers/Coaching Staff POTW  
16 ..... KeAndre Lambert-Smith/Offensive Line/  
..... Nittany Lions in the NFL

17 ..... Defensive Notes/Chop Robinson  
18 ..... Defensive Line/Coaching Staff Notes/Assistant Coaches  
19 ..... Cornerbacks/Kalen King  
20 ..... Linebackers/Safeties/Abdul Carter  
21 ..... Special Teams/Lettermen Making Their Return/  
..... Riley Thompson  
Page 22-25 ..... Numerical Roster/Alphabetical Roster  
Page 26-29 ..... Records Watch  
Page 30 ..... The Last Time  
Page 31-43 ..... Player Bios

# 2 2023 PENN STATE FOOTBALL

## PROGRAM NOTES

### RECENT SUCCESS

Since 2016, Penn State holds a .727 winning percentage, with a record of 64-24, the seventh-best winning percentage among Power Five programs. Penn State has won at least nine games in five of the last seven seasons.

### ACADEMIC EXCELLENCE

A total of 584 of Penn State football student-athletes have earned Academic All-Big Ten honors since 1993 for owning at least a 3.0 grade point average and being a letterwinner.

### ONE OF NATION'S TOUGHEST HOME VENUES

Penn State owns a superlative 310-80 (.795) record inside Beaver Stadium, the nation's second-largest facility, which opened in 1960 and has a capacity of 106,572. The Nittany Lions are 39-8 in Beaver Stadium since 2016, an .830 winning percentage, the seventh-best home record among Power Five teams.

## QUICK FACTS

### UNIVERSITY

**NAME** ..... The Pennsylvania State University  
**LOCATION** ..... University Park, Pa.  
**FOUNDED** ..... 1855  
**ENROLLMENT** ..... 48,197 (UP Overall)  
**NICKNAME** ..... Nittany Lions  
**COLORS** ..... Blue & White  
**CONFERENCE** ..... Big Ten  
**DIVISION** ..... NCAA Division I  
**STADIUM** ..... Beaver Stadium (106,572)  
**STADIUM SURFACE** ..... Natural Grass  
**PRESIDENT** ..... Dr. Neeli Bendapudi  
**V.P. FOR INTERCOLLEGIATE ATHLETICS** ..... Dr. Patrick Kraft  
**HEAD COACH** ..... James Franklin (10th Season)  
**FOOTBALL OFFICE** ..... 814-865-0412  
**TICKET OFFICE** ..... 1-800-NITTANY

### FOOTBALL HISTORY

**FIRST YEAR** ..... 1887  
**ALL-TIME RECORD (135th Season)** ..... 920-406-42 (.688)  
 ..... 7th in victories  
**ALL-TIME BIG TEN RECORD (29th Season)** ..... 154-92 (.626)  
**ALL-TIME BOWL RECORD** ..... 31-19-2 (.615)  
 ..... T-4th in bowl victories  
**YEARS IN POSTSEASON PLAY** ..... 52  
 ..... 10th in bowl appearances  
**BEAVER STADIUM RECORD** ..... 310-80 (.795)

### ASSISTANT COACHES

**MANNY DIAZ** ..... Florida State; 1995  
 ..... Defensive Coordinator/Linebackers (2nd Season)  
**MIKE YURCICH** ..... California (Pa.); 1999  
 ..... Offensive Coordinator/Quarterbacks (3rd Season)  
**STACY COLLINS** ..... Western Oregon; 1995  
 ..... Special Teams Coordinator/Outside Linebacker/Nickels (2nd Season)  
**TY HOWLE** ..... Penn State; 2013  
 ..... Co-Offensive Coordinator/Tight Ends (3rd Season)  
**ANTHONY POINDEXTER** ..... Virginia; 2009  
 ..... Co-Defensive Coordinator/Safeties (3rd Season)  
**DEION BARNES** ..... Penn State; 2014  
 ..... Defensive Line (1st Season)  
**JA'JUAN SEIDER** ..... West Virginia; 2000  
 ..... Assistant Head Coach/  
 ..... Co-Offensive Coordinator/Running Backs (6th Season)  
**TERRY M. SMITH** ..... Penn State; 1991  
 ..... Associate Head Coach/  
 ..... Defensive Recruiting Coordinator/Cornerbacks (10th Season)  
**MARQUES HAGANS** ..... Virginia; 2005  
 ..... Offensive Recruiting Coordinator/Wide Receivers (1st Season)  
**PHIL TRAUTWEIN** ..... Florida; 2007  
 ..... Offensive Line (4th Season)  
**CHUCK LOSEY** ..... Vanderbilt; 2002  
 ..... Assistant AD for Football Performance Enhancement (10th Season)

## NATIONAL POLLS

### PENN STATE IN THE POLLS

Date	CFP	AP	COACHES
Preseason	-	7	7
Week 2 (9/3)	-	-	-
Week 3 (9/10)	-	-	-
Week 4 (9/17)	-	-	-
Week 5 (9/24)	-	-	-
Week 6 (10/1)	-	-	-
Week 7 (10/8)	-	-	-
Week 8 (10/15)	-	-	-
Week 9 (10/22)	-	-	-
Week 10 (10/29, 10/31)	-	-	-
Week 11 (11/5, 7)	-	-	-
Week 12 (11/12, 14)	-	-	-
Week 13 (11/19, 21)	-	-	-
Week 14 (11/26, 28)	-	-	-
Week 15 (12/3)	-	-	-

### COLLEGE FOOTBALL PLAYOFF

Rankings will be issued six times in 2023, including Selection Day, Sunday, December 3. The dates were as follows:

- Tuesday, October 31 (7 p.m.)
- Tuesday, November 7 (7 p.m.)
- Tuesday, November 14 (9 p.m.)
- Tuesday, November 21 (7 p.m.)
- Tuesday, November 28 (7 p.m.)
- Sunday, December 3 - Selection Day (Noon)

For more information on rankings, the selection committee protocol and voting process, visit collegefootballplayoff.com.

### ASSOCIATED PRESS (PRESEASON)

1.	Georgia (60)	0-0	1572
2.	Michigan (2)	0-0	1490
3.	Ohio State (1)	0-0	1400
4.	Alabama	0-0	1398
5.	LSU	0-0	1276
6.	USC	0-0	1245
7.	PENN STATE	0-0	1177
8.	Florida State	0-0	1147
9.	Clemson	0-0	1032
10.	Washington	0-0	977
11.	Texas	0-0	882
12.	Tennessee	0-0	868
13.	Notre Dame	0-0	863
14.	Utah	0-0	811
15.	Oregon	0-0	732
16.	Kansas State	0-0	511
17.	TCU	0-0	416
18.	Oregon State	0-0	406
19.	Wisconsin	0-0	386
20.	Oklahoma	0-0	296
21.	North Carolina	0-0	292
22.	Ole Miss	0-0	281
23.	Texas A&M	0-0	227
24.	Tulane	0-0	224
25.	Iowa	0-0	131

Others receiving votes: Texas Tech 101, South Carolina 73, UCLA 66, UTSA 64, Arkansas 22, Boise State 17, Pitt 16, Kentucky 14, Troy 10, Louisville 10, Auburn 7, Minnesota 6, Duke 4, Toledo 4, Mississippi State 4, Florida 4, Baylor 3, Illinois 3, Coastal Carolina 3, NC State 1, South Alabama 1, James Madison 1, Liberty 1.

### USA TODAY/AFCA COACHES (PRESEASON)

1.	Georgia (61)	0-0	1643
2.	Michigan	0-0	1510
3.	Alabama (4)	0-0	1489
4.	Ohio State (1)	0-0	1485
5.	LSU	0-0	1294
6.	USC	0-0	1228
7.	PENN STATE	0-0	1181
8.	Florida State	0-0	1145
9.	Clemson	0-0	1078
10.	Tennessee	0-0	991
11.	Washington	0-0	941
12.	Texas	0-0	848
13.	Notre Dame	0-0	841
14.	Utah	0-0	839
15.	Oregon	0-0	820
16.	TCU	0-0	655
17.	Kansas State	0-0	440
18.	Oregon State	0-0	365
19.	Oklahoma	0-0	320
20.	North Carolina	0-0	315
21.	Wisconsin	0-0	309
22.	Ole Miss	0-0	303
23.	Tulane	0-0	225
24.	Texas Tech	0-0	200
25.	Texas A&M	0-0	196

Others receiving votes: Iowa 169, South Carolina 89, Florida 53, UTSA 59, Pitt 52, UCLA 42, Kentucky 34, Baylor 28, Troy 25, Arkansas 20, NC State 19, Fresno State 19, Boise State 18, Auburn 18, Minnesota 16, Mississippi State 13, Oklahoma State 12, Missouri 11, Maryland 10, SMU 8, South Alabama 8, Illinois 7, Wake Forest 6, Air Force 6, Toledo 5, Washington State 4, Houston 3, Duke 2, BYU 2, Arizona 2, Memphis 1, Kansas 1, James Madison 1.

### 2023 Opponents in bold

## THIS DAY IN HISTORY

# SEPT. 2

Season	Site	Result
1977	A	No. 13 Penn State 45, Rutgers 7
2000	H	Toledo 24, Penn State 6
2006	H	No. 19 Penn State 34, Akron 16
2017	H	No. 6 Penn State 52, Akron 0

RECORD: 3-1

STREAK: W, 2

### NOTABLE

- Penn State opened the 1977 season with a 45-7 win over Rutgers, playing the game in Giants Stadium in East Rutherford, N.J. Matt Suhey and Mike Guman each had two rushing touchdowns in the first half to help the Nittany Lions to a 38-0 halftime lead. Suhey finished the game with 100 yards on 13 carries.
- In 2006, Anthony Morelli threw for 206 yards and three touchdowns in a win over Akron. Deon Butler, Jordan Norwood and Derrick Williams each hauled in a touchdown grab.
- In 2017, the Nittany Lions tallied 569 total yards against Akron. Saquon Barkley rushed for 172 yards and two touchdowns, while Trace McSorley connected with Mike Gesicki for two scores. DeAndre Thompkins added a 61-yard punt return for a touchdown.

OPPONENT TRACKER

<b>WEST VIRGINIA (SEPT. 2)</b> Overall: 0-0 Big 12: 0-0 This Week: at Penn State Last Week: N/A WVUSports.com	<b>DELAWARE (SEPT. 9)</b> Overall: 0-0 CAA: 0-0 This Week: host Stony Brook (8/31) Last Week: N/A BlueHens.com	<b>Illinois (SEPT. 16)</b> Overall: 0-0 Big Ten: 0-0 This Week: Host Toledo Last Week: N/A FightingIllini.com
<b>IOWA (SEPT. 23)</b> Overall: 0-0 Big Ten: 0-0 This Week: host Utah State Last Week: N/A HawkeyeSports.com	<b>Northwestern (SEPT. 30)</b> Overall: 0-0 Big Ten: 0-0 This Week: at Rutgers (9/3) Last Week: N/A NUSports.com	<b>UMASS (OCT. 14)</b> Overall: 1-0 Independent: N/A This Week: at Auburn Last Week: W, 41-30, at New Mexico State UMassAthletics.com
<b>Ohio State (OCT. 21)</b> Overall: 0-0 Big Ten: 0-0 This Week: at Indiana Last Week: N/A OhioStateBuckeyes.com	<b>INDIANA (OCT. 28)</b> Overall: 0-0 Big Ten: 0-0 This Week: host Ohio State Last Week: N/A IUHoosiers.com	<b>Maryland (NOV. 4)</b> Overall: 0-0 Big Ten: 0-0 This Week: host Towson Last Week: N/A UMTerps.com
<b>MICHIGAN (NOV. 11)</b> Overall: 0-0 Big Ten: 0-0 This Week: host East Carolina Last Week: N/A MGoBlue.com	<b>Rutgers (NOV. 18)</b> Overall: 0-0 Big Ten: 0-0 This Week: host Northwestern (9/3) Last Week: N/A ScarletKnights.com	<b>MICHIGAN STATE (NOV. 24)</b> Overall: 0-0 Big Ten: 0-0 This Week: host Central Michigan Last Week: N/A MSUSpartans.com

BIG STANDINGS

EAST	BIG TEN			OVERALL		
	W-L	%	W-L	%	AP	USA
<b>PENN STATE</b>	<b>0-0</b>	<b>.000</b>	<b>0-0</b>	<b>.000</b>	<b>0-0</b>	<b>0-0</b>
Indiana	0-0	.000	0-0	.000	0-0	0-0
Maryland	0-0	.000	0-0	.000	0-0	0-0
Michigan	0-0	.000	0-0	.000	0-0	0-0
Michigan State	0-0	.000	0-0	.000	0-0	0-0
Ohio State	0-0	.000	0-0	.000	0-0	0-0
Rutgers	0-0	.000	0-0	.000	0-0	0-0

WEST	BIG TEN			OVERALL		
	W-L	%	W-L	%	AP	USA
Illinois	0-0	.000	0-0	.000	0-0	0-0
Iowa	0-0	.000	0-0	.000	0-0	0-0
Minnesota	0-0	.000	0-0	.000	0-0	0-0
Nebraska	0-0	.000	0-0	.000	0-0	0-0
Northwestern	0-0	.000	0-0	.000	0-0	0-0
Purdue	0-0	.000	0-0	.000	0-0	0-0
Wisconsin	0-0	.000	0-0	.000	0-0	0-0

BIG TEN SCHEDULE (All Times Eastern)

**Thursday, August 31**  
 Nebraska at Minnesota\*, 8 p.m. (FOX)

**Friday, September 1**  
 Central Michigan at Michigan State, 7 p.m. (FS1)

**Saturday, September 2**  
 Utah State at Iowa, noon (FS1)  
 East Carolina at Michigan, noon (Peacock)  
 Fresno State at Purdue, noon (BTN)  
 Ohio State at Indiana\*, 3:30 p.m. (CBS)  
 Towson at Maryland, 3:30 p.m. (BTN)  
 Buffalo at Wisconsin, 3:30 p.m. (FS1)  
 Toledo at Illinois, 7:30 p.m. (BTN)  
**West Virginia at Penn State, 7:30 p.m. (NBC)**

**Sunday, September 3**  
 Northwestern at Rutgers\*, noon (CBS)

\* - Big Ten Game

PENN STATE MEDIA CENTRAL

Notes, Flip Cards, Press Conference Video/Audio, etc. can be found by going to [gopsusports.com/fbmedia](https://gopsusports.com/fbmedia).

For more stats/info, follow @PennStFBComms on Twitter.

BIG TEN MEDIA SERVICES

**BIG TEN CONFERENCE RELEASE/STATISTICS:** The Big Ten Conference football release, with standings and statistics, is available at [www.bigten.org](http://www.bigten.org).

**BIG TEN PLAYERS OF THE WEEK:** The Big Ten Conference will be announcing Players of the Week every Monday during the season.

COLLEGE PRESS BOX.COM

**collegepressbox** is the official media website for Division I football. Access and download game notes, quotes, statistics, media guides, headshots, logos and more for all FBS schools, conferences, postseason games, awards and the College Football Playoff. For access, please register for an account at [collegepressbox.com/register](https://collegepressbox.com/register).

PENN STATE MEDIA SERVICES

FOOTBALL CONTACTS

<b>Greg Kincaid (Primary)</b> Cell: 814-753-2910  <b>Kris Petersen (James Franklin)</b> Cell: 814-883-4581  <b>Paul Marboe</b> Cell: 814-777-7604  <b>Matt Rudisill</b> Cell: 610-844-7310	E-mail: <a href="mailto:grk5016@psu.edu">grk5016@psu.edu</a> Twitter: @GoPSUGreg  E-mail: <a href="mailto:kap18@psu.edu">kap18@psu.edu</a> Twitter: @GoPSUKris  E-mail: <a href="mailto:prms118@psu.edu">prms118@psu.edu</a> Twitter: @pmarboe33  E-mail: <a href="mailto:mpr5529@psu.edu">mpr5529@psu.edu</a> Twitter: @mrudy26	<b>Senior Assoc. AD for Communications/Content:</b> Kris Petersen <b>Asst. AD for Football Communications:</b> Greg Kincaid  <b>Associate Directors:</b> John Hanna, Chelsea Vielhauer <b>Assistant Directors:</b> Julia Beretta, Pat Donghia Aaron Gaberman, Matt Jackson, Paul Marboe Matt McCann, Matt Rudisill, Nick Whitley  <b>Admin. Assistant:</b> Cristin Guiher  <b>Strategic Communications Office:</b> 814-865-1757 <b>Website:</b> <a href="https://GoPSUsports.com">GoPSUsports.com</a> <b>Address:</b> 101D Bryce Jordan Center, University Park, Pa., 16802
--	--	---

WEEKLY SCHEDULE

<b>SUNDAY:</b> 9 a.m. - Updated stats available at <a href="https://GoPSUsports.com">GoPSUsports.com</a> .  <b>MONDAY:</b> 1 p.m. - Game Notes available at <a href="https://GoPSUsports.com">GoPSUsports.com</a> .  <b>TUESDAY:</b> 12:30 p.m. - Penn State Weekly Press Conference James Franklin available for questions in-person w/zoom.  <b>TUESDAY-WEDNESDAY:</b> 9 a.m. - 2 p.m. - Player Interviews Selected players available for interviews via Zoom. For information, please contact Greg Kincaid in PSU Strategic Communications.	<b>WEDNESDAY:</b> Times TBA - Practice Availability Media can watch select periods of practice. James Franklin and select players will be available post-practice.  <b>THURSDAY:</b> 11:45 a.m. - Assistant Coach Availability via Zoom.  6:05 p.m. - "The Penn State Coaches Show Featuring James Franklin Presented by Pepsi" at The Field and broadcast live on the Penn State Sports Network and LionVision on <a href="https://GoPSUsports.com">GoPSUsports.com</a> .  <b>SATURDAY:</b> Postgame: James Franklin and selected players will be available immediately following the game. Video/audio of Franklin's press conference will be available via Penn State Football Media Central.
--	---

MONDAY	TUESDAY	WEDNESDAY	THURSDAY	FRIDAY	SATURDAY	SUNDAY
Game Notes Available by 1 p.m. on <a href="https://GoPSUsports.com">GoPSUsports.com</a>	James Franklin Press Conference 12:30 p.m. (ET)  Player Zoom Conferences	Practice Availability & James Franklin & Player Post Practice  Player Zoom Conferences	Assistant Coach Zoom Conference  The Penn State Coaches Show Presented by Pepsi 6:05 p.m. <a href="https://GoPSUsports.com">GoPSUsports.com</a> Penn State Sports Network	No Coach/Player Availability	WEST VIRGINIA 7:30 p.m.  NBC/Penn State Sports Network  Beaver Stadium	Updated Statistics Available 9 a.m. <a href="https://GoPSUsports.com">GoPSUsports.com</a>



## FRANKLIN FILE

**Born:** February 2, 1972  
**Hometown:** Langhorne, Pa.  
**Wife:** Fumi  
**Daughters:** Shola & Addison

**Education:**  
 Neshaminy High School, 1990  
 East Stroudsburg, 1995; B.S. in Psychology  
 Washington State, 1999; M.A. in Educational Leadership

**Playing Career:**  
 East Stroudsburg; Quarterback, 1991-94

### Coaching Experience

2014-pres.	Head Coach	Penn State
2011-13	Head Coach	Vanderbilt
2008-10	Asst HC/Off. Coord./QBs	Maryland
2006-07	Off. Coord./QBs	Kansas State
2005	Wide Receivers	Green Bay Packers
2000-04	Recruiting Coord./WRs	Maryland
1999	Wide Receivers	Idaho State
1998	Grad. Asst./Tight Ends	Washington State
1997	Wide Receivers	James Madison
1996	Grad. Asst./Secondary	East Stroudsburg
1995	Wide Receivers	Kutztown

## CAREER RECORD

### VANDERBILT

Year	Overall	Conf.	Final AP; Notes
2011	6-7	2-6	Liberty Bowl (L)
2012	9-4	4-4	No. 23; Music City Bowl (W)
2013	9-4	5-3	No. 20; BBVA Compass Bowl (W)
<b>3 yrs</b>	<b>24-15</b>	<b>11-13</b>	

### PENN STATE

Year	Overall	Conf.	Final AP; Notes
2014	7-6	2-6	PinStripe Bowl (W, OT)
2015	7-6	4-4	TaxSlayer Bowl (L)
2016	11-3	8-1	No. 7; Big Ten Champs, Rose Bowl (L)
2017	11-2	7-2	No. 8; Fiesta Bowl (W)
2018	9-4	6-3	No. 17; Citrus Bowl (L)
2019	11-2	7-2	No. 9; Cotton Bowl (W)
2020	4-5	4-5	
2021	7-6	4-5	Outback Bowl (L)
2022	11-2	7-2	Rose Bowl (W)
2023	-	-	
<b>10 yrs</b>	<b>78-36</b>	<b>49-30</b>	

### CAREER

	Overall	Conf.	Bowls
<b>13 yrs</b>	<b>102-51</b>	<b>60-43</b>	<b>Won 6, Lost 5</b>

## HEAD COACH JAMES FRANKLIN

### CAREER AT A GLANCE

- Franklin was named the 16th head football coach in the storied history of the Nittany Lion program on January 11, 2014.
- He is one of six current FBS head coaches to lead his teams to a bowl game in each of his first nine seasons as a head coach and one of six to do so in 11 of their first 12 seasons.
- Franklin is one of four current Big Ten coaches (Ryan Day, Kirk Ferentz, Jim Harbaugh) to have won a Big Ten Championship and became the first African American head coach to win a Big Ten title after Penn State's 2016 victory.
- He joins Mack Brown (UNC), Jimbo Fisher (Texas A&M), Nick Saban (Alabama), Kirby Smart (Georgia) and Dabo Swinney (Clemson) as the only active coaches in college football to have won at least three New Year's Six or College Football Playoff games in their career.
- Franklin has led his teams to four Top 10 finishes (4 at Penn State) and seven Top 25 finishes (2 at Vanderbilt; 5 at Penn State).
- In the last seven seasons under Franklin, Penn State is one of six teams to rank in the top 12 of the CFP final rankings at least five times, joining Alabama, Clemson, Georgia, Ohio State and Oklahoma.
- From 2016-19, Franklin led the Nittany Lions to three New Year's Six bowls - 2016 (Rose), 2017 (Fiesta) and 2019 (Cotton), making Penn State one of eight teams to accomplish the feat during the four-year span. Penn State last went to three New Year's Six bowls in four years in 1980-83 (1980 Fiesta, 1982 Fiesta, 1983 Sugar).
- Franklin guided Penn State to back-to-back New Year's Six bowls in 2016 (Rose) and 2017 (Fiesta) for the first time since 1985 (Orange) and 1986 (Fiesta).
- From 2016-19, Franklin led Penn State to 42 wins, the most in program history for the Big Ten era, and 28 league wins, a program record.
- Franklin has 28 years of coaching experience at the collegiate and NFL level.
- In his first 12 years as a head coach, Franklin mentored 90 players who have gone on to the NFL ranks.
- Franklin is first all-time in total wins and winning percentage by an FBS African American head coach (minimum 80 wins).

### NIITTANY LIONS ON THE FIELD

- Penn State defeated No. 8/7/10 Utah, 35-21, in the 109th Rose Bowl Game to cap off the **2022** season. The Nittany Lions reached the 11-win plateau for the 19th time in program history.
- Penn State earned a New Year's Day bowl berth against Arkansas in the Outback Bowl in **2021**. With wins over No. 12/15 Wisconsin and No. 22/20 Auburn, Penn State tallied two wins over ranked teams within the first three games of the season for the first time in program history.
- In **2020**, with the emergence of young skill players on offense, true freshmen accounted for 1,486 of Penn State's 3,873 total yards (38 percent), marking a school record for most combined scrimmage yards by true freshmen in a single season.
- Penn State earned its third 11-win season in four years with an 11-2 record in **2019**, including a win over No. 17 Memphis in the Goodyear Cotton Bowl Classic. The Nittany Lions posted their fourth-straight top 12 finish in the final CFP rankings, coming in 10th, and were ranked ninth in the final Associated Press and Amway Coaches polls to earn their 25th AP Top 10 finish. Franklin was a finalist for the Paul "Bear" Bryant National Coach of the Year award for the second time at Penn State (2016) and third time in his head coaching career.
- In **2018**, the Nittany Lions posted their third-straight season with at least nine wins with a 9-4 overall record, earning a berth in the VRBO Citrus Bowl. Penn State finished No. 12 in the final CFP rankings and No. 17 in the Associated Press and Amway Coaches polls.
- Penn State climbed as high as No. 2 in the rankings in **2017** and appeared in a second-straight New Year's Six bowl, earning a 35-28 win over No. 11 Washington in the PlayStation Fiesta Bowl. At 11-2, the Nittany Lions earned back-to-back 11-win seasons for the fifth time in program history and first time since 2008 and 2009. Penn State finished the season No. 8 in the Associated Press and Amway Coaches polls and No. 9 in the final CFP rankings.
- Penn State surged in **2016**, winning nine consecutive games en route to the Big Ten Championship, a Rose Bowl berth and an 11-3 overall record. Penn State finished the season ranked No. 5 in the College Football Playoff rankings and No. 7 in the Associated Press and Amway Coaches polls. It was Penn State's highest finish in the polls since 2005. The Lions claimed their fourth overall Big Ten Championship and first outright title since 1994 with a thrilling, 38-31 comeback win over Wisconsin in the Big Ten Championship Game. Franklin was honored as Sporting News National Coach of the Year and the Woody Hayes National Coach of the Year, as well as the Dave McLain Big Ten Coach of the Year and Associated Press Big Ten Coach of the Year.
- Franklin guided the Nittany Lions to a 7-6 record in **2015** and a berth in the TaxSlayer Bowl.
- Franklin's first season in **2014** was bookended with a pair of thrilling victories for the Nittany Lions. It began with a final-play 26-24 victory over UCF in Dublin, Ireland, in Penn State's first-ever international game and ended with a comeback, a 31-30 overtime win over Boston College in the New Era PinStripe Bowl in Yankee Stadium. Franklin became just the third Penn State coach to lead the team to at least seven wins in his first season, joining Dick Harlow (1915) and Bill O'Brien (2012), and he guided the Nittany Lions to a 4-0 start, joining Harlow as the only first-year Penn State coaches to win their initial four games.

### NIITTANY LIONS IN THE CLASSROOM

- The Nittany Lions posted their first 1,000 single-year APR in program history in 2018-19, topping the previous high of 993 in 2014-15.
- Sean Clifford (2021) and Trace McSorley (2018) were selected as a National Football Foundation (NFF) Scholar-Athletes and finalists for the Campbell Trophy, known as the "Academic Heisman." They are the 18th and 19th Nittany Lions to be selected as an NFF Scholar-Athlete.
- In 2019, punter Blake Gillikin took home CoSIDA Academic All-America® first-team honors for the second-straight year to become the 12th two-time first-team selection in Penn State history. He graduated with a perfect 4.0 grade-point average in May.
- Gillikin's two first-team CoSIDA Academic All-America honors increase Penn State football's total to 67 honorees, which ranks second in Division I football history (FBS and FCS).
- Tyler Yazujan collected a berth on the CoSIDA Academic All-America® first team in 2016 after an appearance on the second team in 2015.
- A program-record 10 Nittany Lions were named 2020-21 Big Ten Distinguished Scholars, besting the previous mark of nine set a year earlier.

### NIITTANY LIONS IN THE COMMUNITY

- The Nittany Lions are active in the community, participating in activities such as Uplifting Athletes, THON, Pennsylvania Special Olympics Summer Games, State College Area Food Bank and Penn State Hershey Children's Hospital visits.
- On June 15, 2020, Franklin was named to the Big Ten Anti-Hate and Anti-Racism Coalition.
- As part of the Cotton Bowl festivities in 2019, Franklin and his family made a \$10,000 financial commitment to the Dallas Children's Hospital.
- In August 2019, Franklin was named a Penn State University Renaissance Fund honoree, which awards outstanding community members for helping students in need.

**BOWL GAMES AS A COACH**

**As a Head Coach:**

- 2023 Rose Bowl . . . . . PSU . . . W . . . 35-21
- 2022 Outback Bowl . . . . . PSU . . . L . . . 24-10
- 2019 Cotton Bowl . . . . . PSU . . . W . . . 53-39
- 2019 Citrus Bowl . . . . . PSU . . . L . . . 27-24
- 2017 Fiesta Bowl . . . . . PSU . . . W . . . 35-28
- 2017 Rose Bowl . . . . . PSU . . . L . . . 52-49
- 2016 TaxSlayer Bowl . . . . . PSU . . . L . . . 24-17
- 2014 Pinstripe Bowl . . . . . PSU . . . W . . . 31-30 (OT)
- 2014 BBVA Compass Bowl . . . . . VU . . . W . . . 41-24
- 2012 Music City Bowl . . . . . VU . . . W . . . 38-24
- 2011 Liberty Bowl . . . . . VU . . . L . . . 31-24

**As an Assistant Coach:**

- 2010 Military Bowl . . . . . UMD . . . W . . . 51-20
- 2008 Humanitarian Bowl . . . . . UMD . . . W . . . 42-35
- 2006 Texas Bowl . . . . . KSU . . . L . . . 37-10
- 2002 Orange Bowl . . . . . UMD . . . L . . . 56-23
- 2004 Gator Bowl . . . . . UMD . . . W . . . 41-7
- 2002 Peach Bowl . . . . . UMD . . . W . . . 30-3

**COACHING HONORS**

- 2019 Paul "Bear" Bryant Coach of the Year Finalist
- 2016 Sporting News National Coach of the Year
- Woody Hayes National Coach of the Year
- Maxwell Club Tri-State Coach of the Year
- College Sports Madness National Coach of the Year
- Eddie Robinson Coach of the Year Finalist
- Paul "Bear" Bryant Coach of the Year Finalist
- Associated Press Coach of the Year Finalist
- George Munger College Coach of the Year Semifinalist
- Big Ten Dave McClain Coach of the Year (media vote)
- Associated Press Big Ten Coach of the Year
- Athlon Sports Big Ten Coach of the Year
- ECAC Division I FBS Coach of the Year
- The Dodd Trophy Coach of the Week. (Oct. 24)
- 2012 Paul "Bear" Bryant Coach of the Year Finalist

**ALL-AMERICANS AS A HEAD COACH**

- |   |  |
|---|--|
| <ul style="list-style-type: none"> <li>2022 Oluomuyiwa Fashanu . . . . . 2nd Team</li> <li>Kalen King . . . . . 2nd Team</li> <li>Joey Porter Jr. . . . . 2nd Team</li> <li>2021 Jaquan Brisker . . . . . 2nd Team</li> <li>Arnold Ebiketie . . . . . 2nd Team</li> <li>Jordan Stout . . . . . 2nd Team</li> <li>Jahan Dotson . . . . . 3rd Team</li> <li>2019 Micah Parsons . . . . . 1st Team (Consensus)</li> <li>Pat Freiermuth . . . . . 2nd Team</li> </ul> | <ul style="list-style-type: none"> <li>2017 Saquon Barkley . . . . . 1st Team (Consensus)</li> <li>Mike Gesicki . . . . . 2nd Team</li> <li>2016 Saquon Barkley . . . . . 3rd Team</li> <li>2015 Carl Nassib . . . . . 1st Team (Consensus)</li> <li>2014 Mike Hull . . . . . 2nd Team</li> <li>2013 Jordan Matthews . . . . . 1st Team</li> <li>2012 Jordan Matthews . . . . . 3rd Team</li> <li>2011 Casey Hayward . . . . . 2nd Team</li> </ul> |
|---|--|

**ALL-CONFERENCE SELECTIONS AS A HEAD COACH**

- |  |   |   |   |   |  |
|--|---|---|---|---|--|
| <ul style="list-style-type: none"> <li>2022 Joey Porter Jr. . . . . 1st</li> <li>Abdul Carter . . . . . 2nd</li> <li>PJ Mustipher . . . . . 2nd</li> <li>Oluomuyiwa Fashanu . . . . . 2nd</li> <li>Nicholas Singleton . . . . . 2nd (RS)</li> <li>3rd (RB)</li> <li>Ji'Ayir Brown . . . . . 3rd</li> <li>Adisa Isaac . . . . . 3rd</li> <li>Kalen King . . . . . 3rd</li> <li>Juice Scruggs . . . . . 3rd</li> <li>Brenton Strange . . . . . 3rd</li> <li>Barney Amor . . . . . HM</li> <li>Sean Clifford . . . . . HM</li> <li>Johnny Dixon . . . . . HM</li> <li>Bryce Effner . . . . . HM</li> <li>Curtis Jacobs . . . . . HM</li> <li>Hunter Nourzad . . . . . HM</li> <li>Jake Pinegar . . . . . HM</li> <li>Chop Robinson . . . . . HM</li> <li>Nick Tarburton . . . . . HM</li> <li>Parker Washington . . . . . HM</li> <li>Sal Wormley . . . . . HM</li> <li>2021 Jaquan Brisker . . . . . 1st</li> <li>Jahan Dotson . . . . . 1st (WR)</li> <li>HM (RS)</li> <li>Arnold Ebiketie . . . . . 1st</li> </ul> | <ul style="list-style-type: none"> <li>Jordan Stout . . . . . 1st (P)</li> <li>HM (K)</li> <li>Ellis Brooks . . . . . 2nd</li> <li>PJ Mustipher . . . . . 2nd</li> <li>Ji'Ayir Brown . . . . . 3rd</li> <li>Jesse Luketa . . . . . 3rd</li> <li>Joey Porter Jr. . . . . 3rd</li> <li>Brandon Smith . . . . . 3rd</li> <li>Rasheed Walker . . . . . 3rd</li> <li>Tariq Castro-Fields . . . . . HM</li> <li>Sean Clifford . . . . . HM</li> <li>Curtis Jacobs . . . . . HM</li> <li>Mike Miranda . . . . . HM</li> <li>Juice Scruggs . . . . . HM</li> <li>Brenton Strange . . . . . HM</li> <li>2020 Pat Freiermuth . . . . . 1st</li> <li>Jayson Oweh . . . . . 1st</li> <li>Shaka Toney . . . . . 1st</li> <li>Will Fries . . . . . 2nd</li> <li>Mike Miranda . . . . . 2nd</li> <li>Jaquan Brisker . . . . . 3rd</li> <li>Jahan Dotson . . . . . 3rd (WR)</li> <li>HM (RS)</li> <li>Michal Menet . . . . . 3rd</li> <li>Joey Porter Jr. . . . . 3rd</li> <li>Rasheed Walker . . . . . 3rd</li> <li>Lamont Wade . . . . . 3rd</li> </ul> | <ul style="list-style-type: none"> <li>Tariq Castro-Fields . . . . . HM</li> <li>PJ Mustipher . . . . . HM</li> <li>Antonio Shelton . . . . . HM</li> <li>Brandon Smith . . . . . HM</li> <li>2019 Yetur Gross-Matos . . . . . 1st</li> <li>Micah Parsons . . . . . 1st</li> <li>Pat Freiermuth . . . . . 2nd</li> <li>Steven Gonzalez . . . . . 2nd</li> <li>KJ Hamler . . . . . 2nd (WR)</li> <li>HM (RS)</li> <li>Shaka Toney . . . . . 2nd</li> <li>Cam Brown . . . . . 3rd</li> <li>Tariq Castro-Fields . . . . . 3rd</li> <li>Robert Windsor . . . . . 3rd</li> <li>Journey Brown . . . . . HM</li> <li>Sean Clifford . . . . . HM</li> <li>Will Fries . . . . . HM</li> <li>Blake Gillikin . . . . . HM</li> <li>Michal Menet . . . . . HM</li> <li>Jan Johnson . . . . . HM</li> <li>Jake Pinegar . . . . . HM</li> <li>John Reid . . . . . HM</li> <li>Garrett Taylor . . . . . HM</li> <li>Lamont Wade . . . . . HM</li> <li>2018 Amani Oruwariye . . . . . 1st</li> <li>Yetur Gross-Matos . . . . . 1st</li> </ul> | <ul style="list-style-type: none"> <li>Trace McSorley . . . . . 2nd</li> <li>Miles Sanders . . . . . 2nd</li> <li>Ryan Bates . . . . . 3rd</li> <li>Connor McGovern . . . . . 3rd</li> <li>Shareef Miller . . . . . 3rd</li> <li>Pat Freiermuth . . . . . HM</li> <li>Steven Gonzalez . . . . . HM</li> <li>KJ Hamler . . . . . HM</li> <li>(WR &amp; RS)</li> <li>Micah Parsons . . . . . HM</li> <li>John Reid . . . . . HM</li> <li>Nick Scott . . . . . HM</li> <li>Garrett Taylor . . . . . HM</li> <li>Robert Windsor . . . . . HM</li> <li>2017 Marcus Allen . . . . . 1st</li> <li>Saquon Barkley . . . . . 1st</li> <li>(RB &amp; RS)</li> <li>Mike Gesicki . . . . . 1st</li> <li>Jason Cabinda . . . . . 2nd</li> <li>Blake Gillikin . . . . . 2nd</li> <li>DaeSean Hamilton . . . . . 2nd</li> <li>Trace McSorley . . . . . 2nd</li> <li>Amani Oruwariye . . . . . 2nd</li> <li>DeAndre Thompkins . . . . . 2nd</li> <li>Ryan Bates . . . . . 3rd</li> <li>Shareef Miller . . . . . 3rd</li> <li>Troy Apke . . . . . 3rd</li> <li>HM</li> </ul> | <ul style="list-style-type: none"> <li>Christian Campbell . . . . . HM</li> <li>Curtis Cothran . . . . . HM</li> <li>Parker Cothren . . . . . HM</li> <li>Grant Haley . . . . . HM</li> <li>Juwan Johnson . . . . . HM</li> <li>2016 Saquon Barkley . . . . . 1st</li> <li>Tyler Davis . . . . . 1st</li> <li>Trace McSorley . . . . . 2nd</li> <li>Garrett Sickels . . . . . 2nd</li> <li>Mike Gesicki . . . . . 2nd</li> <li>Evan Schwan . . . . . 3rd</li> <li>Jason Cabinda . . . . . 3rd</li> <li>Marcus Allen . . . . . 3rd</li> <li>Chris Godwin . . . . . 3rd</li> <li>Brandon Bell . . . . . HM</li> <li>Parker Cothren . . . . . HM</li> <li>Brian Gaia . . . . . HM</li> <li>Blake Gillikin . . . . . HM</li> <li>John Reid . . . . . HM</li> <li>2015 Carl Nassib . . . . . 1st</li> <li>Saquon Barkley . . . . . 2nd</li> <li>Chris Godwin . . . . . 2nd</li> <li>Austin Johnson . . . . . 2nd</li> <li>Anthony Zettel . . . . . 3rd</li> <li>Marcus Allen . . . . . HM</li> <li>Jason Cabinda . . . . . HM</li> <li>Grant Haley . . . . . HM</li> </ul> | <ul style="list-style-type: none"> <li>DaeSean Hamilton . . . . . HM</li> <li>Trevor Williams . . . . . HM</li> <li>2014 Mike Hull . . . . . 1st</li> <li>Anthony Zettel . . . . . 1st</li> <li>Sam Ficken . . . . . 2nd</li> <li>DaeSean Hamilton . . . . . 2nd</li> <li>Adrian Amos . . . . . HM</li> <li>Deion Barnes . . . . . HM</li> <li>Jesse James . . . . . HM</li> <li>Austin Johnson . . . . . HM</li> <li>Jordan Lucas . . . . . HM</li> <li>Angelo Mangiro . . . . . HM</li> <li>Trevor Williams . . . . . HM</li> <li>2013 Kenny Ladler . . . . . 1st</li> <li>Jordan Matthews . . . . . 1st</li> <li>Andre Hal . . . . . 2nd</li> <li>Wesley Johnson . . . . . 2nd</li> <li>2012 Jordan Matthews . . . . . 1st</li> <li>Richard Kent . . . . . 2nd</li> <li>Zac Stacy . . . . . 2nd</li> <li>2011 Tim Fugger . . . . . 2nd</li> <li>Casey Hayward . . . . . 2nd</li> <li>Zac Stacy . . . . . 2nd</li> <li>HM - honorable mention</li> </ul> |
|--|---|---|---|---|--|

**AWARD WINNERS AS A HEAD COACH**

- 2023 Chris Stoll . . . . . Patrick Mannelly Award
- 2022 Nicholas Singleton . . . . . Thompson-Randle El Big Ten Freshman of the Year
- 2021 Jordan Stout . . . . . Eddleman-Fields Big Ten Punter of the Year
- 2020 Pat Freiermuth . . . . . Kwalick-Clark Big Ten Tight End of the Year
- 2019 Micah Parsons . . . . . Butkus-Fitzgerald Big Ten Linebacker of the Year
- 2017 Saquon Barkley . . . . . Paul Hornung Award Winner
- Graham-George Big Ten Offensive Player of the Year
- Ameche-Dayne Big Ten Running Back of the Year
- Rodgers-Dwight Big Ten Return Specialist of the Year
- Chicago Tribune Silver Football Award
- Brandon Smith . . . . . Allstate AFCA Good Works Team
- 2016 Saquon Barkley . . . . . Graham-George Big Ten Offensive Player of the Year
- Ameche-Dayne Big Ten Running Back of the Year
- Chicago Tribune Silver Football Award
- Tyler Davis . . . . . Vlade Award
- 2015 Carl Nassib . . . . . Rotary Lombardi Award
- Ted Hendricks Award
- Lott IMPACT Award
- CBS Sports National Defensive Player of the Year
- Nagurski-Woodson Big Ten Defensive Player of the Year
- Ben Kline . . . . . Allstate AFCA Good Works Teams
- 2014 Mike Hull . . . . . Butkus-Fitzgerald Big Ten Linebacker of the Year

**NFL DRAFT PICKS**

- As a Head Coach:**
- |  |  |  |
|--|--|--|
| <ul style="list-style-type: none"> <li>2023 Joey Porter Jr. . . . . 2</li> <li>Brenton Strange . . . . . 2</li> <li>Juice Scruggs . . . . . 2</li> <li>Ji'Ayir Brown . . . . . 3</li> <li>Sean Clifford . . . . . 5</li> <li>Parker Washington . . . . . 6</li> <li>2022 Jahan Dotson . . . . . 1</li> <li>Arnold Ebiketie . . . . . 2</li> <li>Jaquan Brisker . . . . . 2</li> <li>Brandon Smith . . . . . 4</li> <li>Jordan Stout . . . . . 4</li> <li>Tariq Castro-Fields . . . . . 6</li> <li>Rasheed Walker . . . . . 7</li> <li>Jesse Luketa . . . . . 7</li> <li>2021 Micah Parsons . . . . . 1</li> <li>Odafé "Jayson" Oweh . . . . . 1</li> <li>Pat Freiermuth . . . . . 2</li> <li>Shaka Toney . . . . . 7</li> <li>Michal Menet . . . . . 7</li> <li>Will Fries . . . . . 7</li> <li>2020 Yetur Gross-Matos . . . . . 2</li> <li>KJ Hamler . . . . . 2</li> <li>John Reid . . . . . 4</li> <li>Cam Brown . . . . . 6</li> <li>Robert Windsor . . . . . 6</li> <li>2019 Miles Sanders . . . . . 2</li> <li>Connor McGovern . . . . . 3</li> <li>Shareef Miller . . . . . 4</li> <li>Amani Oruwariye . . . . . 5</li> <li>Trace McSorley . . . . . 6</li> <li>Nick Scott . . . . . 7</li> <li>2018 Saquon Barkley . . . . . 1</li> <li>Mike Gesicki . . . . . 2</li> <li>Oren Burks (V) . . . . . 3</li> <li>Troy Apke . . . . . 4</li> <li>DaeSean Hamilton . . . . . 4</li> <li>Marcus Allen . . . . . 5</li> <li>Christian Campbell . . . . . 6</li> </ul> | <ul style="list-style-type: none"> <li>32 . . . Steelers</li> <li>61 . . . Jaguars</li> <li>62 . . . Texans</li> <li>87 . . . 49ers</li> <li>149 . . . Packers</li> <li>185 . . . Jaguars</li> <li>16 Commanders</li> <li>38 . . . Falcons</li> <li>48 . . . Bears</li> <li>120 . . . Panthers</li> <li>130 . . . Ravens</li> <li>221 . . . 49ers</li> <li>249 . . . Packers</li> <li>256 . . . Cardinals</li> <li>12 . . . Cowboys</li> <li>31 . . . Ravens</li> <li>55 . . . Steelers</li> <li>246 . . . WFT</li> <li>247 . . . Cardinals</li> <li>248 . . . Colts</li> <li>38 . . . Panthers</li> <li>46 . . . Broncos</li> <li>141 . . . Texans</li> <li>183 . . . Giants</li> <li>193 . . . Colts</li> <li>53 . . . Eagles</li> <li>90 . . . Cowboys</li> <li>138 . . . Eagles</li> <li>146 . . . Lions</li> <li>197 . . . Ravens</li> <li>243 . . . Rams</li> <li>2 . . . Giants</li> <li>42 . . . Dolphins</li> <li>88 . . . Packers</li> <li>109 . . . Redskins</li> <li>113 . . . Broncos</li> <li>148 . . . Steelers</li> <li>182 . . . Cardinals</li> </ul> | <ul style="list-style-type: none"> <li>2017 Zach Cunningham (V) . . . . . 2</li> <li>57 . . . Texans</li> <li>Chris Godwin . . . . . 3</li> <li>84 . . . Buccaneers</li> <li>157 . . . Cardinals</li> <li>2016 Austin Johnson . . . . . 2</li> <li>43 . . . Titans</li> <li>Christian Hackenberg . . . . . 2</li> <li>51 . . . Jets</li> <li>Carl Nassib . . . . . 2</li> <li>65 . . . Browns</li> <li>Anthony Zettel . . . . . 6</li> <li>202 . . . Lions</li> <li>Jordan Lucas . . . . . 6</li> <li>204 . . . Dolphins</li> <li>Stephen Weatherly (V) . . . . . 7</li> <li>227 . . . Vikings</li> <li>2015 Donovan Smith . . . . . 2</li> <li>34 . . . Buccaneers</li> <li>Adrian Amos . . . . . 5</li> <li>142 . . . Bears</li> <li>Jesse James . . . . . 5</li> <li>160 . . . Steelers</li> <li>2014 Jordan Matthews . . . . . 2</li> <li>42 . . . Eagles</li> <li>Wesley Johnson . . . . . 5</li> <li>173 . . . Steelers</li> <li>Andre Hal . . . . . 7</li> <li>216 . . . Texans</li> <li>2013 Zac Stacy . . . . . 5</li> <li>160 . . . Rams</li> <li>Ryan Seymour . . . . . 7</li> <li>220 . . . Seahawks</li> <li>2012 Casey Hayward . . . . . 2</li> <li>62 . . . Packers</li> <li>Tim Fugger . . . . . 7</li> <li>214 . . . Colts</li> </ul> |
|--|--|--|
- (V) - Indicates Franklin coached NFL Draft pick while at Vanderbilt.*
- As an Assistant Coach:**
- 2011 Torrey Smith . . . . . 2
  - 58 . . . Ravens
  - Da'Rel Scott . . . . . 7
  - 211 . . . Giants
  - 2010 Bruce Campbell . . . . . 4
  - 106 . . . Raiders
  - 2009 Darrius Heyward-Bey . . . . . 1
  - 7 . . . Raiders
  - Josh Freeman . . . . . 1
  - 170 . . . Buccaneers
  - Jaimie Thomas . . . . . 7
  - 236 . . . Colts
  - Dan Gronkowski . . . . . 7
  - 255 . . . Lions
  - 2008 Jordy Nelson . . . . . 2
  - 36 . . . Packers
  - 2007 Yamon Figurs . . . . . 3
  - 74 . . . Ravens
  - Thomas Clayton . . . . . 6
  - 186 . . . 49ers

**PENN STATE**

**Total Offense Highs**

673.....Idaho, 2019  
643.....Kent State, 2018  
619.....at Maryland, 2019  
609.....Nebraska, 2017  
599.....Iowa, 2016  
591.....at Illinois, 2018  
580.....Illinois, 2020  
579.....at Iowa, 2017  
572.....Ohio, 2022  
569.....Akron, 2017

**Total Offense Lows**

180.....at Temple, 2015  
186.....at Michigan, 2018  
191.....at Michigan, 2016  
207.....Michigan, 2015  
214.....at Michigan, 2014  
219.....Maryland, 2014  
227.....at Ohio State, 2019  
227.....Illinois, 2021  
233.....Michigan State, 2014  
240.....Ohio State, 2014

**First Down Highs**

35.....Idaho, 2019  
32.....Nebraska, 2017  
32.....Ball State, 2021  
31.....at Illinois, 2018  
30.....at Maryland, 2019  
30.....Maryland, 2020  
30.....at Nebraska, 2021  
29.....at Iowa, 2017  
28.....Maryland, 2016  
28.....at Maryland, 2017  
28.....Maryland, 2018  
28.....Illinois, 2020

**First Down Lows**

9.....at Temple, 2015  
10.....at Michigan, 2022  
11.....at Michigan, 2018  
11.....at Wisconsin, 2021  
12.....Army, 2015  
12.....at Michigan, 2016  
13.....Ohio State, 2016  
14.....Northwestern, 2014  
14.....at Ohio State, 2015  
14.....Michigan, 2015  
14.....Pittsburgh, 2017  
14.....Michigan State, 2018  
14.....Buffalo, 2019  
14.....Michigan, 2019  
14.....Illinois, 2021

**Rushing Yardage Highs**

396.....vs. Memphis, 2019  
387.....at Illinois, 2018  
372.....Maryland, 2016  
359.....Iowa, 2016  
340.....at Rutgers, 2016  
331.....Idaho, 2019  
330.....Rutgers, 2015  
310.....Maryland, 2018  
297.....Kent State, 2018  
295.....at Iowa, 2017

**Rushing Yardage Lows**

16.....Ohio State, 2014  
33.....at Ohio State, 2021  
38.....Michigan State, 2014  
39.....Indiana, 2017  
42.....Maryland, 2014  
44.....Ohio State, 2020  
48.....at Maryland, 2015  
50.....Northwestern, 2014  
50.....at Wisconsin, 2021  
51.....vs. Wisconsin, 2016

**Rushing Attempts Highs**

62.....Maryland, 2016  
58.....Northwestern, 2022  
57.....at Rutgers, 2020  
53.....Iowa, 2019  
53.....vs. Memphis, 2019  
53.....Illinois, 2020  
52.....Iowa, 2016  
52.....at Indiana, 2020  
52.....at Nebraska, 2020  
51.....at Iowa, 2017  
51.....at Illinois, 2018

**Rushing Attempts Lows**

18.....at Wisconsin, 2021  
22.....Michigan State, 2014  
22.....Michigan, 2015  
22.....at Michigan, 2022  
24.....Pittsburgh, 2017  
24.....Georgia State, 2017  
24.....Buffalo, 2019  
25.....Northwestern, 2014  
26.....Michigan State, 2021  
27.....at Temple, 2015  
27.....Ohio State, 2020

**Passing Yardage Highs**

454.....vs. UCF, 2014  
429.....Villanova, 2021  
421.....at Maryland, 2019  
401.....at Michigan State, 2017  
394.....at Ohio State, 2021  
386.....Michigan State, 2016  
384.....vs. Wisconsin, 2016  
371.....vs. Boston College, 2014  
371.....Ohio State, 2022  
363.....at Maryland, 2021

**Passing Yardage Lows**

81.....vs. Rutgers, 2019  
93.....at Illinois, 2014  
103.....at Temple, 2015  
112.....Temple, 2014  
118.....at Michigan, 2018  
120.....at Ohio State, 2015  
121.....at Michigan, 2016  
128.....Buffalo, 2015  
128.....at Ohio State, 2019  
133.....at Rutgers, 2020  
133.....vs. Memphis, 2019

**Passing Attempt Highs**

57.....Maryland, 2020  
52.....at Ohio State, 2021  
50.....Ohio State, 2014  
50.....vs. Boston College, 2014  
48.....at Iowa, 2017  
48.....at Michigan State, 2017  
47.....vs. UCF, 2014  
47.....at Michigan State, 2015  
47.....at Maryland, 2021  
47.....Ohio State, 2022

**Passing Attempt Lows**

13.....at Ohio State, 2015  
15.....vs. Rutgers, 2019  
16.....at Illinois, 2014  
17.....at Michigan, 2018  
18.....Iowa, 2016  
19.....Rutgers, 2015  
19.....Army, 2015  
19.....Maryland, 2016  
20.....at Illinois, 2018  
20.....vs. Memphis, 2019  
20.....Northwestern, 2022

**Passing Completion Highs**

35.....at Ohio State, 2021  
34.....vs. Boston College, 2014  
32.....vs. UCF, 2014  
32.....vs. Washington, 2014  
32.....Ohio State, 2022  
31.....Ohio State, 2014  
31.....at Iowa, 2017  
31.....Ohio, 2022  
29.....at Northwestern, 2017  
29.....at Maryland, 2019  
29.....Auburn, 2021

**Passing Completion Lows**

7.....at Ohio State, 2015  
8.....at Illinois, 2014  
8.....Ohio State, 2016  
8.....at Michigan, 2018  
8.....vs. Rutgers, 2019  
10.....Rutgers, 2015  
10.....Army, 2015  
10.....Maryland, 2016  
10.....Northwestern, 2022  
11.....at Temple, 2015  
11.....Iowa, 2016  
11.....Indiana, 2019  
11.....vs. Memphis, 2019

**Scoring Highs**

79.....Idaho, 2019  
66.....at Maryland, 2017  
63.....Kent State, 2018  
63.....at Illinois, 2018  
62.....Purdue, 2016  
59.....at Maryland, 2019  
56.....Georgia State, 2017  
56.....Nebraska, 2017  
56.....Illinois, 2020  
55.....at Rutgers, 2022

**Scoring Lows**

6.....Northwestern, 2014  
7.....at Michigan, 2018  
10.....Michigan State, 2014  
10.....at Temple, 2015  
10.....at Ohio State, 2015  
10.....at Michigan, 2016  
10.....vs. Arkansas, 2021  
13.....at Rutgers, 2014  
13.....at Michigan, 2014  
13.....at Indiana, 2014

**Total Offense Highs**

575.....vs. USC, 2016  
563.....at Michigan, 2022  
554.....at Indiana, 2018  
542.....vs. Memphis, 2019  
529.....at Ohio State, 2017  
526.....Ohio State, 2020  
515.....at Michigan, 2016  
474.....at Michigan State, 2017  
469.....Minnesota, 2016  
466.....at Ohio State, 2021  
466.....vs. Maryland, 2015  
466.....Nebraska, 2017

**Total Offense Lows**

87.....at Rutgers, 2016  
104.....Purdue, 2019  
128.....at Maryland, 2019  
134.....Maryland, 2022  
145.....Idaho, 2019  
159.....Akron, 2017  
160.....Rutgers, 2021  
167.....Illinois, 2015  
167.....at Rutgers, 2022  
194.....Maryland, 2014

**First Down Highs**

33.....vs. USC, 2016  
32.....at Indiana, 2018  
31.....Minnesota, 2016  
29.....at Wisconsin, 2021  
29.....at Maryland, 2021  
28.....at Michigan, 2022  
27.....at Ohio State, 2017  
27.....at Ohio State, 2019  
27.....vs. Memphis, 2019  
26.....Michigan State, 2016  
26.....at Illinois, 2018  
26.....Michigan, 2019  
26.....Illinois, 2021  
26.....at Purdue, 2022

**First Down Lows**

5.....at Rutgers, 2016  
5.....Idaho, 2019  
8.....Temple, 2014  
8.....Purdue, 2019  
9.....at Rutgers, 2022  
10.....Rutgers, 2017  
10.....at Maryland, 2019  
10.....Rutgers, 2021  
11.....vs. UCF, 2014  
11.....Maryland, 2016  
11.....at Iowa, 2017  
11.....at Maryland, 2017  
11.....at Indiana, 2022  
11.....Maryland, 2022

**Rushing Yardage Highs**

418.....at Michigan, 2022  
357.....Illinois, 2021  
353.....vs. Arkansas, 2021  
341.....at Pitt, 2016  
326.....at Michigan, 2016  
315.....at Ohio State, 2015  
285.....vs. Boston College, 2014  
261.....Army, 2015  
259.....at Michigan, 2018  
245.....at Pittsburgh, 2018  
245.....at Illinois, 2018

**Rushing Yardage Lows**

-19.....Purdue, 2019  
3.....UMass, 2014  
4.....Idaho, 2019  
24.....vs. UCF, 2014  
24.....Pittsburgh, 2019  
25.....Michigan State, 2022  
30.....Iowa, 2016  
31.....Northwestern, 2022  
32.....at Rutgers, 2022  
33.....Maryland, 2014

**OPPONENTS**

**Rushing Attempts Highs**

67.....Illinois, 2021  
61.....at Ohio State, 2019  
58.....Buffalo, 2019  
58.....at Wisconsin, 2021  
58.....vs. Arkansas, 2021  
57.....Ohio State, 2014  
56.....at Pitt, 2016  
55.....Army, 2015  
55.....at Rutgers, 2018  
55.....at Michigan, 2022

**Rushing Attempts Lows**

20.....Temple, 2014  
22.....at Purdue, 2022  
23.....at Iowa, 2017  
23.....Central Michigan, 2022  
24.....Indiana, 2021  
25.....Akron, 2014  
25.....at Maryland, 2017  
25.....Pittsburgh, 2019  
25.....Michigan State, 2022  
26.....Purdue, 2016  
26.....Iowa, 2016  
26.....Nebraska, 2017  
26.....vs. Washington, 2017  
26.....at Indiana, 2020  
26.....Ball State, 2021  
26.....Villanova, 2021  
26.....Ohio, 2022  
26.....Ohio State, 2022

**Passing Yardage Highs**

479.....vs. Memphis, 2019  
453.....vs. USC, 2016  
400.....at Michigan State, 2017  
399.....Nebraska, 2017  
372.....Pittsburgh, 2019  
371.....Indiana, 2019  
371.....at Maryland, 2021  
365.....at Purdue, 2022  
354.....Ohio State, 2022  
344.....at Indiana, 2016

**Passing Yardage Lows**

32.....Army, 2015  
38.....Illinois, 2021  
43.....Rutgers, 2017  
46.....at Rutgers, 2018  
48.....at Rutgers, 2016  
55.....at Pittsburgh, 2018  
60.....Wisconsin, 2018  
68.....at Indiana, 2014  
68.....at Maryland, 2019  
74.....Ohio State, 2014  
74.....Maryland, 2022

**Passing Attempt Highs**

60.....at Purdue, 2022  
58.....at Maryland, 2021  
56.....at Michigan State, 2017  
55.....Purdue, 2016  
55.....at Indiana, 2018  
54.....vs. USC, 2016  
53.....Michigan State, 2018  
53.....vs. Memphis, 2019  
52.....Central Michigan, 2022  
51.....Pittsburgh, 2019

**Passing Attempt Lows**

1.....Army, 2015  
15.....at Pitt, 2016  
15.....vs. Kentucky, 2018  
16.....Maryland, 2016  
16.....at Rutgers, 2018  
17.....at Rutgers, 2016  
17.....at Michigan, 2018  
18.....at Pittsburgh, 2018  
19.....Ohio State, 2014  
19.....at Ohio State, 2015

**Passing Completion Highs**

41.....at Maryland, 2021  
36.....Purdue, 2016  
35.....at Indiana, 2018  
35.....Pittsburgh, 2019  
33.....vs. USC, 2016  
33.....at Ohio State, 2017  
33.....at Michigan State, 2017  
33.....vs. Memphis, 2019  
31.....Indiana, 2019  
30.....at Purdue, 2022

**Passing Completion Lows**

1.....Army, 2015  
5.....at Rutgers, 2018  
7.....at Rutgers, 2016  
7.....Rutgers, 2017  
8.....Illinois, 2020  
8.....Illinois, 2021  
9.....at Pittsburgh, 2018  
9.....Wisconsin, 2018  
9.....vs. Kentucky, 2018  
9.....Minnesota, 2022

**Scoring Highs**

55.....at Michigan State, 2015  
52.....vs. USC, 2016  
49.....at Michigan, 2016  
44.....Nebraska, 2017  
44.....Ohio State, 2022  
42.....at Pitt, 2016  
42.....at Michigan, 2018  
41.....Iowa, 2020  
41.....at Michigan, 2022  
39.....at Ohio State, 2017  
39.....vs. Memphis, 2019

**Scoring Lows**

0.....Illinois, 2015  
0.....at Rutgers, 2016  
0.....Akron, 2017  
0.....Georgia State, 2017  
0.....at Maryland, 2019  
0.....Indiana, 2021  
0.....Rutgers, 2021  
0.....Maryland, 2022  
3.....Rutgers, 2015  
3.....Akron, 2014  
3.....at Maryland, 2017  
3.....Maryland, 2018

**SERIES NOTES**

**HEAD COACH NEAL BROWN**

- Neal Brown enters his fifth season as head coach at West Virginia.
- He holds a 22-25 record at West Virginia and a 57-41 career mark in his ninth year as a head coach.
- Brown led the Mountaineers to the AutoZone Liberty Bowl in 2020 and the Guaranteed Rate Bowl in 2021.
- Before West Virginia, Brown coached four years at Troy. He led the Trojans to three 10+ win seasons and two division titles in the Sun Belt.
- Brown directed Troy to 10 wins in 2016, 11 wins in 2017 and 10 wins in 2018. He was named Sun Belt Conference Coach of the Year in 2017 after leading the Trojans to a Sun Belt Conference Championship.
- Prior to Troy, Brown served as offensive coordinator at Kentucky (2013-14) and Texas Tech (2010-12).

**SCOUTING THE MOUNTAINEERS**

- West Virginia went 5-7 in 2022, including a 3-6 mark in Big 12 action.
- The Mountaineers earned wins over Towson (65-7), Virginia Tech (33-10), No. 23 Baylor (43-40), Oklahoma (23-20) and Oklahoma State (24-19).
- In 2022, WVU's offense ranked 49th in the country in scoring (30.6 ppg), 56th in total offense (399.0 ppg), 51st in rushing offense (171.5) and 70th in passing offense (227.5). The Mountaineers finished 12th in red zone offense with a 91.3 conversion percentage.
- Garrett Greene is WVU's top returning passer after throwing for 493 yards and five touchdowns, while completing 55 percent of his passes in 2022.
- RB CJ Donaldson Jr. ran for 526 yards and eight scores in his freshman campaign.
- On defense, West Virginia ranked 115th in the nation in scoring (32.9 ppg), 97th in total defense (412.2 ppg), 66th in rushing defense (149.6) and 110th in passing defense (262.7).
- WVU scored three defensive touchdowns last season, good for 12th in the country.
- The Mountaineers return their top three tacklers from a year ago: LB Lee Kpogba (92 TT), S Aubrey Burks (66 TT) and S Marcis Floyd (64 TT).
- P Oliver Straw averaged 42.3 yards per punt last season, with a long of 63 yards, and placed 17 kicks inside the 20.

**TOP PERFORMANCES - PENN STATE**

**Rushing**

Richie Anderson	24 for 133 yds, 3 TD ('92)
Richie Anderson	15 for 100 yds, 1 TD ('91)
Blair Thomas	32 for 150 yds ('89)
Blair Thomas	36 for 181 yds, 1 TD ('87)
DJ Dozier	17 for 125 yds, 1 TD ('85)
DJ Dozier	20 for 108 yds, 1 TD ('84)
Jon Williams	27 for 140 yds, 1 TD ('81)
Booker Moore	18 for 166 yds, 3 TD ('79)
Woody Petchel	29 for 120 yds, 1 TD ('75)
John Cappelletti	130 yds, 4 TD ('73)

**Passing**

Kerry Collins	15 of 30, 249 yds, 2 TD ('92)
Doug Strang	16 of 26, 220 yds, 1 TD ('83)
Chuck Fusina	14 of 25, 261 yds, 2 TD, 1 INT ('76)

**Receiving**

Troy Drayton	4 for 95 yds, 1 TD ('92)
Terry Smith	5 for 84 yds, 1 TD ('90)
Ray Roundtree	3 for 70 yds, 2 TD ('85)

**TOP PERFORMANCES - WEST VIRGINIA**

**Rushing**

Adrian Murrell	21 for 156 yds, 1 TD ('92)
Major Harris	21 for 135 yds, 1 TD ('89)
Udra Johnson	13 for 105 yds, 1 TD ('88)
Dave Riley	26 for 108 yds, 1 TD ('77)
Artie Owens	17 for 104 yds ('74)

**Passing**

Major Harris	12 of 20, 230 yds, 2 TD ('88)
Jeff Hostetler	19 of 37, 250 yds, 2 INT ('82)
Oliver Luck	24 of 39, 226 yds, 1 TD, 1 INT ('81)
Dutch Hoffman	18 of 32, 204 yds, 2 TD, 2 INT ('78)
Dan Kendra	19 of 46, 222 yds, 5 INT ('77)
Chuck Fiorante	10 of 25, 211 yds, 4 INT ('74)

**Receiving**

Jay Kearney	5 for 109 yds, 1 TD ('92)
Calvin Phillips	4 for 114 yds, 1 TD ('88)
Steve Lewis	6 for 91 yds, 1 TD ('78)
Randy Swinson	7 for 105 yds ('77)

**SERIES RECORD**

Penn State owns a 48-9-2 advantage in the series against West Virginia. The Nitnany Lions are 31-3 in home games and have won 32 of the last 34 matchups.

Season	Site	Result
1904	Home	Penn State, 34-0
1905	Home	Penn State, 6-0
1906	Home	Penn State, 10-0
1908	Home	Penn State, 12-0
1909	Home	Penn State, 40-0
1923	Neutral	Tied, 13-13
1925	Away	West Virginia, 14-0
1931	Away	West Virginia, 19-0
1940	Home	Penn State, 17-13
1941	Home	Penn State, 7-0
1942	Away	West Virginia, 24-0
1943	Home	Penn State, 32-7
1944	Home	West Virginia, 28-27
1947	Home	Penn State, 21-14
1948	Home	Penn State, 37-7
1949	Away	Penn State, 34-14
1950	Home	Penn State, 27-0
1951	Home	Penn State, 13-7
1952	Away	Penn State, 35-21
1953	Home	West Virginia, 20-19
1954	Home	West Virginia, 19-14
1955	Away	West Virginia, 21-7
1956	Home	Penn State, 16-6
1957	Home	Penn State, 27-6
1958	Away	Tied, 14-14
1959	Away	Penn State, 28-10
1960	Home	Penn State, 34-13
1961	Away	Penn State, 20-6
1962	Home	Penn State, 34-6
1963	Home	Penn State, 20-9
1964	Away	Penn State, 37-8
1965	Home	Penn State, 44-6
1966	Away	Penn State, 38-6
1967	Home	Penn State, 21-14
1968	Away	Penn State, 31-20
1969	Home	Penn State, 20-0
1970	Home	Penn State, 42-8
1971	Away	Penn State, 35-7
1972	Away	Penn State, 28-19
1973	Home	Penn State, 62-14
1974	Away	Penn State, 21-12
1975	Home	Penn State, 39-0
1976	Away	Penn State, 33-0
1977	Home	Penn State, 49-28
1978	Away	Penn State, 49-21
1979	Home	Penn State, 31-6
1980	Away	Penn State, 20-15
1981	Home	Penn State, 30-7
1982	Away	Penn State, 24-0
1983	Home	Penn State, 41-23
1984	Away	West Virginia, 17-14
1985	Home	Penn State, 27-0
1986	Away	Penn State, 19-0
1987	Home	Penn State, 25-21
1988	Away	West Virginia, 51-30
1989	Home	Penn State, 19-9
1990	Away	Penn State, 31-19
1991	Home	Penn State, 51-6
1992	Away	Penn State, 40-26

**LAST MEETING PENN STATE HOLDS OFF WEST VIRGINIA, 40-26**

**MORGANTOWN, W. Va.** - Eighty-nine yards. That was the mileage the Penn State offense had to travel if it was going to hold off West Virginia's fired-up Mountaineers before a howling crowd of 66,663. The hosts had rallied from a 26-13 deficit to tie things on a 41-yard field goal by Mike Vanderjagt two minutes deep into the final period.

Penn State dodged a bullet on the ensuing kickoff when the Mountaineers recovered a J.T. Morris fumble and quickly moved to the one-yard line in four plays.

On a third-and-goal, Rodney Woodard fumbled and Reggie Givens recovered to turn back the Blue and Gold tide.

Each team had a couple of ensuing possessions before the Penn State offense set up for business at its own 11 with 5:40 to play.

Kerry Collins, making his first start at quarterback, nailed O.J. McDuffie with a 10-yard pass that kept things moving. On a third-and-seven at the 25, Collins unloaded to Justin Williams down the left sideline for 40 yards. Three running plays produced a fourth-and-one at the West Virginia 26

and Collins got a first down on a quarterback sneak to the 24. Brian O' Neal burst up the middle for 21 yards to the West Virginia 3.

From there, Richie Anderson, who had three touchdowns on the day, circled the left side of the defense for the score.

West Virginia got the ball back with 52 seconds remaining but inside linebacker Phil Yeboah-Kodie ended any hopes of a miracle comeback by intercepting a Jake Kelchner pass and returning it 23 yards for an insurance touchdown.

Collins completed 15 of 30 for 249 yards and two touchdowns in his first starting assignment. He threw touchdown passes of nine yards to Williams and 67 yards to Troy Drayton. Anderson had 133 yards on 24 carries and posted three rushing scores for the third time in his 1992 season.

Hero back Derek Bochna was credited with nine unassisted tackles and twice sacked the West Virginia quarterback.



**TEAM STATISTICS**

	PSU	WVU
First Downs	22	12
Rushing Yards	224	180
Passing Yards	224	180
Passing (C-A-Int)	15-30-0	11-27-2
Total Offense	473	341
Fumbles (#-Lost)	2-2	1-1
Penalties (#-Yards)	8-60	3-30
Punts-Average	8-40.0	6-38.5
Touchdowns	6	3
Field goals	0	2

**GAME LEADERS**

\* Top performers from each school based on yardage.

**PENN STATE**

**Passing**

Kerry Collins	15-of-30, 249 yds, 2 TD/0 INT
---------------	-------------------------------

**Rushing**

Richie Anderson	24 for 133 yds, 3 TD
Brian O'Neal	13 for 57 yds

**Receiving**

Troy Drayton	4 for 95 yds, 1 TD
O.J. McDuffie	4 for 61 yds

**WEST VIRGINIA**

**Passing**

Jake Kelchner	11-of-24, 161 yds, 2 TD/2 INT
---------------	-------------------------------

**Rushing**

Adrian Murrell	21 for 156 yds, 1 TD
Rodney Woodard	10 for 25 yds

**Receiving**

Jay Kearney	5 for 109 yds, 1 TD
Ed Hill	4 for 51 yds, 1 TD

**OTHER**

Date	October 24, 1992
Location	Morgantown, W. Va.
Stadium	Mountaineer Stadium
Attendance	66,663
Penn State	6-2
West Virginia	3-2-2

## PENN STATE VS. BIG TEN

### PENN STATE VS. BIG TEN

- Penn State is 43-20 in the Big Ten since 2016.
- PSU won 13 consecutive games against Big Ten opponents from 2016-17, breaking its record of 12 from 1993-94.
- Penn State owns a 237-117-3 mark against Big Ten Conference teams since the Nittany Lions first opposed Ohio State in 1912.
- The Nittany Lions began play as a member of the Big Ten Conference in 1993 and have a 153-93 mark.
- Penn State played 109 games vs. the current Big Ten alignment when either or both Penn State itself (prior to 1993) or the opponent (Nebraska prior to 2011; Maryland and Rutgers prior to 2014) was not yet a member of the Big Ten. The Nittany Lions went 80-26-3 in those games.

Opponent	Record	1st Meeting	Last Meeting
<b>Illinois</b>	<b>20-6</b>	<b>1954</b>	<b>2021</b>
<b>Indiana</b>	<b>24-2</b>	<b>1993</b>	<b>2022</b>
<b>Iowa</b>	<b>17-14</b>	<b>1930</b>	<b>2021</b>
<b>Maryland</b>	<b>42-3-1</b>	<b>1917</b>	<b>2022</b>
<b>Michigan</b>	<b>10-16</b>	<b>1993</b>	<b>2022</b>
<b>Michigan State</b>	<b>18-18-1</b>	<b>1914</b>	<b>2022</b>
Minnesota	10-6	1993	2022
Nebraska	8-10	1920	2020
<b>Northwestern</b>	<b>15-5</b>	<b>1993</b>	<b>2022</b>
<b>Ohio State</b>	<b>14-24</b>	<b>1912</b>	<b>2022</b>
Purdue	16-3-1	1951	2022
<b>Rutgers</b>	<b>31-2</b>	<b>1918</b>	<b>2022</b>
Wisconsin	11-9	1953	2021

Bold indicates 2023 opponent

### WINNING THE WEST

- Penn State is 18-8 against the Big Ten West Division since it was formed in 2014.
- Penn State had a 12-game winning streak against the Big Ten West snapped at Minnesota in 2019.

#### Penn State vs. the Big Ten West Division (Est. 2014)

Date	Opponent	Result
Sept. 27, 2014	Northwestern	L, 6-29
Nov. 22, 2014	at Illinois	L, 14-16
Oct. 31, 2015	Illinois	W, 39-0
Nov. 7, 2015	at Northwestern	L, 21-23
Oct. 1, 2016	Minnesota	W, 29-26 (OT)
Oct. 29, 2016	at Purdue	W, 62-24
Nov. 5, 2016	Iowa	W, 41-14
Dec. 3, 2016	vs. No. 6 Wisconsin (BIG Championship)	W, 38-31
Sept. 23, 2017	at Iowa	W, 21-19
Oct. 7, 2017	at Northwestern	W, 31-7
Nov. 18, 2017	Nebraska	W, 56-44
Sept. 21, 2018	at Illinois	W, 63-24
Oct. 27, 2018	No. 18 Iowa	W, 30-24
Nov. 10, 2018	Wisconsin	W, 22-10
Oct. 5, 2019	Purdue	W, 35-7
Oct. 12, 2019	at No. 17 Iowa	W, 17-12
Nov. 9, 2019	at No. 13 Minnesota	L, 26-31
Nov. 14, 2020	at Nebraska	L, 23-30
Nov. 21, 2020	Iowa	L, 21-41
Dec. 19, 2020	Illinois	W, 56-21
Sept. 4, 2021	at No. 12 Wisconsin	W, 16-10
Oct. 9, 2021	at No. 3 Iowa	L, 20-23
Oct. 23, 2021	Illinois	L, 18-20 (9 OT)
Sept. 1, 2022	at Purdue	W, 35-31
Oct. 1, 2022	Northwestern	W, 17-7
Oct. 22, 2022	Minnesota	W, 45-17

### MILESTONE WATCH

- **Drew Allar** is 156 yards shy of 500 career passing yards.
- **Kaytron Allen** is 133 yards shy of 1,000 career rushing yards.
- **Dante Cephas** is 361 yards shy of 2,500 career receiving yards.
- **Alex Felkins** is 17 points shy of 200 career points.
- **Adisa Isaac** is 4.5 tackles for loss shy of 20 career tackles for loss.
- **Curtis Jacobs** is five tackles for loss shy of 20 career tackles for loss.
- **Kalen King** is seven passes defended shy of 30 career passes defended.
- **Malik McClain** is 104 yards shy of 500 career receiving yards.
- **Trey Potts** is 305 yards shy of 1,500 career rushing yards.
- **Nicholas Singleton** is five yards shy of 1,500 career all-purpose yards.
- **Riley Thompson** is 230 yards shy of 3,000 career punt yards.

## TEAM NOTES

### HOME OPENERS

- Penn State begins its 64th season in Beaver Stadium.
- The Nittany Lions are 121-13-1 all-time in home openers, including last year's 46-10 victory over Ohio.
- The Blue and White owns a 53-10 record in Beaver Stadium home openers.
- Penn State has won 19 of its last 21 home openers.

### PENN STATE VS. BIG 12

- Penn State is 74-18-2 all-time against the current alignment of the Big-12, including 69-15-2 in regular season games.

Big 12 Opponent	Record	1st	Last
		Meeting	Meeting
Baylor	1-0	1974	1974
BYU	2-1	1989	1992
Cincinnati	8-1	1981	2005
Houston	2-1	1964	2011
Iowa State	-	-	-
Kansas	1-0	1968	1968
Kansas State	2-0	1968	1969
Oklahoma	0-2	1972	1985
Oklahoma State	-	-	-
TCU	3-1	1953	1978
Texas	3-2	1971	1996
Texas Tech	1-0	1995	1995
UCF	3-1	2002	2014
<b>West Virginia</b>	<b>48-9-2</b>	<b>1904</b>	<b>1992</b>

### WEST VIRGINIA PLAYER CONNECTIONS

- Penn State freshman **S King Mack** and West Virginia freshman CB Jayden Bell and redshirt freshman QB Scott Kean all played together at St. Thomas Aquinas High School in Florida.
- Penn State redshirt senior RB **Trey Potts** and West Virginia redshirt senior CB Beanie Bishop Jr. played together at Minnesota.
- Penn State redshirt senior WR **Dante Cephas** and West Virginia redshirt senior CB Montre Miller and senior WR Ja'Shaun Poke all played together at Kent State.
- Penn State freshman DE **Bobby Mears** and West Virginia redshirt sophomore P Ronan Swope played together at Malvern Prep in Pennsylvania.
- Penn State sophomore OL **Drew Shelton** and redshirt freshman DT **Sam Siafa** and West Virginia freshman OL Cooper Young all played at Downingtown West High School in Pennsylvania.
- Penn State freshman CB **Lamont Payne Jr.**'s grandfather, William Major Evans Jr., played football at West Virginia from 1978-81, helping the Mountaineers to Rose Bowl and Peach Bowl wins.

### WEST VIRGINIA COACH CONNECTIONS

- Penn State assistant head coach/co-offensive coordinator/running backs coach **Ja'Juan Seider** started his playing career at West Virginia. He graduated in 2000 with his bachelor of science degree in athletic coaching and in 2010 with his master of arts in physical education.
- Seider served as an offensive graduate assistant at WVU in 2008-09 and as running backs coach in 2013-16.
- Penn State defensive coordinator/linebackers coach **Manny Diaz** and West Virginia assistant head coach/offensive line coach Matt Moore coached together at Louisiana Tech in 2014. Diaz was the defensive coordinator/linebackers coach, while Moore was the assistant head coach/offensive line coach.
- West Virginia defensive line coach Andrew Jackson coached at Penn State as a graduate assistant, working with the defensive line, in 2015-16.
- West Virginia defensive analyst Randy Wilkins played at Florida State during the 1998 and 1999 seasons, while Diaz was serving as a graduate assistant at FSU.

### PRESEASON ALL-AMERICA ACCOLADES

- Multiple Nittany Lions have earned preseason All-America honors.
- Junior OL **Olumuyiwa Fashanu** and junior CB **Kalen King** were named preseason Associated Press and Sporting News first-team All-Americans.
- Junior DE **Chop Robinson** and sophomore RB **Nicholas Singleton** each earned second-team preseason All-America honors from Sporting News.
- Fashanu and King were also tabbed preseason Pro Football Focus All-America first team, while Robinson earned second-team honors and Singleton and sophomore LB **Abdul Carter** garnered honorable mention laurels.

### WATCH LISTS

- Penn State has 12 players represented on watch lists entering the 2023 season.
- The Nittany Lions placed three players on the Bednarik Award and Bronko Nagurski Trophy watch lists. Sophomore LB **Abdul Carter**, junior CB **Kalen King** and junior DE **Chop Robinson** were named to both watch lists.
- Carter, junior OL **Olumuyiwa Fashanu** and Robinson were all tabbed to the Lombardi Award watch list.
- Carter and junior LB **Curtis Jacobs** are on the Butkus Award watch list.
- Carter and King are members of the Lott IMPACT Trophy watch list.
- Fashanu is also on the Outland Trophy watch list, while joining sophomore RB **Nicholas Singleton** on the Walter Camp Player of the Year watch list.
- King is on the Jim Thorpe Award watch list.
- Sophomore RB **Kaytron Allen** and Singleton were named to the Doak Walker Award watch list.
- Singleton is also on the Maxwell Award and Paul Hornung Award watch lists.
- Redshirt senior WR **Dante Cephas** is on the Biletnikoff Award watch list.
- Redshirt senior DT **Dvon Ellies** was recognized on the Allstate AFCA Good Works Team and Wuerffel Trophy watch lists.
- Sophomore WR **Omari Evans** is on the Earl Campbell Tyler Rose Award watch list.
- Junior TE **Theo Johnson** is a member of the Mackey Award watch list.
- Senior P **Riley Thompson** is on the Ray Guy Award watch list.
- In addition, 11 Nittany Lions are on the Reese's Senior Bowl watch list including DT **Hakeem Beamon**, Cephas, CB **Johnny Dixon**, S **Keaton Ellis**, LB **Tyler Elsdon**, Fashanu, DE **Adisa Isaac**, Jacobs, Johnson, WR **KeAndre Lambert-Smith**, OL **Caedan Wallace**, TE **Tyler Warren** and DT **Jordan van den Berg**.

### FIVE BOWL TEAMS ON SCHEDULE

- The Nittany Lions will face five teams who participated in a bowl game during the 2022 campaign.
- Illinois participated in the ReliaQuest Bowl, falling to Mississippi State by a score of 19-10.
- Iowa earned a 21-0 victory over Kentucky in the Transperfect Music City Bowl.
- Ohio State earned a berth into the College Football Playoffs, losing in the semifinals to Georgia, 42-41.
- Maryland knocked off NC State in the Duke's Mayo Bowl, 16-12.
- Michigan was crowned Big Ten Champions in 2022 and reached the College Football Playoffs, falling to TCU, 51-45, in the semifinals.
- In addition, Delaware reached the second round of the FCS playoffs in 2022.



TEAM NOTES

ON TV

- Penn State has had 347 of its last 349 games televised, including 243 consecutive games.
- Over the last 15 seasons, every Penn State game has aired on either ABC, BTN, CBS, NBC or an ESPN or FOX channel.
- Penn State has made 326 regular season TV appearances since 1995, which is tied for the national lead.
- Penn State's matchup in the 2023 Rose Bowl Game against Utah drew 10.19 million viewers as the most-watched bowl game outside of the College Football Playoff.
- The 2022 Penn State-Ohio State matchup drew 8.27 million viewers. It was the second most-watched game between two Big Ten schools last season and the seventh-highest viewed regular season game of 2022.

STREAKING

- Penn State has won 16 consecutive games against teams that are not members of a Power Five conference.
- Penn State has won 16 consecutive games over non-conference opponents during the regular season, dating back to a win over Temple in 2016.
- Penn State has won 21-straight non-conference home games, dating back to a win over Kent State in 2013.

OVERTIME OVER TIME

- College football introduced overtime during the bowl season in 1995 and adopted it for regular season games in 1996. Since then, Penn State has played 15 overtime games, including six over the 2012-14 seasons.
- Ten of the 15 overtime tilts have come at home, three in true road games, one in the 2006 Orange Bowl and one in the 2014 Pinstripe Bowl.
- Penn State is 8-7 all-time in overtime games, with a 5-5 record at Beaver Stadium, 1-2 mark in true road games and 2-0 in contests at a neutral site.
- Penn State's first two overtime contests came vs. Iowa in 2000 and 2002 at home. The Nittany Lions dropped their first three contests that went to the extra period, but won five straight overtime contests before falling to Nebraska on Nov. 23, 2013.
- Penn State's all-time overtime games:

Date	Opponent	Score
11/4/00	IOWA (2OT)	L, 23-26
9/28/02	IOWA	L, 35-42
10/12/02	at Michigan	L, 24-27
1/3/06	vs. Florida State (3OT) <sup>1</sup>	W, 26-23
10/7/06	at Minnesota	W, 28-27
11/24/12	WISCONSIN	W, 24-21
10/12/13	MICHIGAN (4OT)	W, 43-40
11/2/13	ILLINOIS	W, 24-17
11/23/13	NEBRASKA	L, 20-23
10/25/14	OHIO STATE (2OT)	L, 24-31
12/27/14	vs. Boston College <sup>2</sup>	W, 31-30
10/2/16	MINNESOTA	W, 29-26
9/1/18	APPALACHIAN STATE	W, 45-38
10/24/20	at Indiana	L, 35-36
10/23/21	Illinois (9OT)	L, 18-20

1 - Orange Bowl, 2 - Pinstripe Bowl

LIONS UNDER THE LIGHTS

- The 2023 season marks the 23rd-straight with at least one regular-season night game on the schedule.
- Penn State will play at least three night games in 2023.
- The Nittany Lions will open the 2023 season against West Virginia with a 7:30 p.m. kickoff on NBC.
- Penn State is set for a 7:30 p.m. kickoff on CBS against Iowa for the annual Penn State White Out Game.
- The Nittany Lions will close out the regular season on Friday, Nov. 24 against Michigan State with a 7:30 p.m. kickoff on NBC.
- Penn State is 59-32 at night all-time. The figure breaks down to 19-11 at home, 28-14 on the road and 12-7 in neutral site games. Penn State is 1-1 at regular season neutral sites, 11-6 in bowl games and 1-0 in conference championship games.
- In 2019, Penn State played its most regular season night games in program history with four primetime tilts.
- On Oct. 12, 2013, the Lions claimed the longest game in Big Ten history when they edged Michigan under the lights, 43-40, in four overtimes in front of a sellout Beaver Stadium crowd of 107,844 on Homecoming.

PENN STATE NUMBER CHANGES

- Nine Nittany Lions will be wearing new numbers in 2023.
- New numbers on offense will be wide receiver **Liam Clifford** (2), wide receiver **Omari Evans** (5), wide receiver **Malick Meiga** (4) and offensive lineman **Caedan Wallace** (73).
- On defense, wearing new numbers will be linebacker **Dominic DeLuca** (0), linebacker **Jackson Pryts** (45), safety **Jaylen Reed** (1), defensive tackle **Sam Sifaia** (88) and defensive end **Amin Vanover** (15).
- DeLuca was recently awarded No. 0 as the leader of the special teams unit.
- DeLuca joins Jonathan Sutherland as the only Nittany Lions to have worn No. 0.

A GLOBAL GAME

- The Nittany Lions' roster includes five players with hometowns outside of the U.S.
- Redshirt sophomore WR **Jan Mahlert** is from Fürstentfeldbruck, Germany.
- Redshirt sophomore DT **Jordan van den Berg** is from Johannesburg, South Africa.
- Freshman DE **Joseph Mupoyi** is from Kinshasa, DR of the Congo.
- Junior TE **Theo Johnson** (Windsor, Ont.) and junior WR **Malick Meiga** (Saint Jerome, Que.) are both Canada natives.

RECORD BREAKDOWN

Overall Record	0-0
Day Games	0-0
Night Games (6 p.m. or later)	0-0
TV Games	0-0
CBS	0-0
FOX	0-0
NBC	0-0
Peacock	0-0
Scoring First	0-0
Opponent Scoring First	0-0
Leading at the Half	0-0
Trailing at the Half	0-0
Tied at the Half	0-0
Leading after Third Qtr.	0-0
Trailing after Third Qtr.	0-0
Tied after Third Qtr.	0-0
Overtime Games	0-0
Scoring less than 20 pts	0-0
Scoring 20-29 points	0-0
Scoring 30-39 Points	0-0
Scoring 40+ Points	0-0
Allowing 10 points or less	0-0
Allowing 11-20 points	0-0
Allowing 21-30 points	0-0
Allowing 31+ points	0-0
Rushing for less than 100 yds	0-0
Rushing for 100-199 yds	0-0
Rushing for 200-299 yds	0-0
Rushing for 300+ yds	0-0
Passing for less than 200 yds	0-0
Passing for 200-299 yds	0-0
Passing for 300-399 yds	0-0
Passing for 400+ yds	0-0
Totaling less than 300 yds total offense	0-0
300-399 yds of total offense	0-0
400-499 yds of total offense	0-0
500+ yds of total offense	0-0
Allowing less than 100 yds rushing	0-0
Allowing more than 100 yds rushing	0-0
Allowing less than 300 yds total offense	0-0
Allowing 300+ yds total offense	0-0
Having a 100-yd rusher	0-0
Having two 100-yd rushers	0-0
Not having a 100-yd rusher	0-0
Opp. having a 100-yd rusher	0-0
No turnovers	0-0
1-3 turnovers	0-0
4+ turnovers	0-0
No takeaways	0-0
1 or 2 takeaways	0-0
3 or more takeaways	0-0
More than 30:00 of possession	0-0
Less than 30:00 of possession	0-0

AT THE START

Opponent	Coin Toss	Choice	PSU 1st Drive	Opponent 1st Drive	Game Captains
WEST VIRGINIA	-	-	-	-	-
DELAWARE	-	-	-	-	-
at Illinois*	-	-	-	-	-
IOWA*	-	-	-	-	-
at Northwestern*	-	-	-	-	-
UMASS	-	-	-	-	-
at Ohio State*	-	-	-	-	-
INDIANA*	-	-	-	-	-
at Maryland*	-	-	-	-	-
MICHIGAN*	-	-	-	-	-
RUTGERS*	-	-	-	-	-
at Michigan State*	-	-	-	-	-

\* Big Ten Conference Game

## HISTORIC SERIES

- The Nittany Lions have played 23 teams 20 or more times in the 136-year history of the program.
- Penn State owns a winning record against 18 of the 23 teams that it has met 20 or more times.
- Ten of the 23 teams are on the 2023 schedule, including West Virginia (59), Illinois (26), Iowa (31), Northwestern (20), Ohio State (38), Indiana (26), Maryland (46), Michigan (26), Rutgers (33) and Michigan State (37).
- Eighteen of the 23 programs are currently members of NCAA Division I FBS. Bucknell, Lehigh and Penn are in NCAA Division I FCS, while Gettysburg and Lebanon Valley are in Division III.

Team	Meetings	Record
Pittsburgh	100	53-43-4
Syracuse	71	43-23-5
<b>West Virginia</b>	<b>59</b>	<b>48-9-2</b>
Penn ^	47	18-25-4
<b>Maryland*</b>	<b>46</b>	<b>42-3-1</b>
Temple	45	40-4-1
Bucknell ^	38	28-10
Navy	38	19-17-2
<b>Ohio State*</b>	<b>38</b>	<b>14-24</b>
<b>Michigan State*</b>	<b>37</b>	<b>18-18-1</b>
<b>Rutgers*</b>	<b>33</b>	<b>31-2</b>
<b>Iowa*</b>	<b>31</b>	<b>17-14</b>
Gettysburg ^	28	27-0-1
Army	26	14-10-2
<b>Illinois*</b>	<b>26</b>	<b>20-6</b>
<b>Indiana*</b>	<b>26</b>	<b>24-2</b>
<b>Michigan*</b>	<b>26</b>	<b>10-16</b>
Boston College	24	20-4
Lehigh ^	23	16-6-1
Wisconsin*	20	11-9
Lebanon Valley ^	20	20-0
<b>Northwestern*</b>	<b>20</b>	<b>15-5</b>
Purdue*	20	16-3-1

\* - Current Big Ten team | ^ - Current Non-FBS university

**Bold indicates 2023 opponent**

## HOME SWEET HOME

- With a 310-80 all-time record in Beaver Stadium, Penn State owns the sixth-best record in its venue amongst current FBS schools and leads the Big Ten.
- Penn State averaged 107,379 fans in seven games at Beaver Stadium in 2022, marking the fifth-highest average attendance in program history and the highest mark since 2008 (108,254).
- Only Alabama (.841) and Oklahoma (.815) have higher winning percentages in facilities older than Beaver Stadium.

School	Stadium Name (Opened)	Rec	Win %
1. Alabama	Bryant-Denny Stadium (1929)	291-54-3	.841
2. Boise State	Albertsons Stadium (1970)	281-60	.825
3. Oklahoma	Gaylord Family-Oklahoma Memorial Stad. (1923)	417-89-15	.815
4. Marshall	Joan C. Edwards Stadium (1991)	178-41	.813
5. Ga. Southern	Paulson Stadium (1984)	208-49	.809
<b>6. Penn State</b>	<b>Beaver Stadium (1960)</b>	<b>310-80</b>	<b>.795</b>
7. Ohio State	Ohio Stadium (1922)	466-114-20	.793
8. Auburn	Jordan-Hare Stadium (1939)	343-91-7	.786
9. Georgia	Sanford Stadium (1929)	373-107-9	.772
10. Tennessee	Neyland Stadium (1921)	485-141-17	.768

## 2023 CAPTAINS

- Penn State football head coach **James Franklin** announced redshirt sophomore LB **Dominic DeLuca**, senior S **Keaton Ellis**, junior OL **Olumuyiwa Fashanu**, redshirt senior DE **Adisa Isaac**, junior TE **Theo Johnson** and junior WR **Malick Meiga** have been named team captains for the 2023 season.
- All six are first-time team captains.

## TEAM NOTES

### RETURNING LETTERWINNERS/STARTERS

- Penn State returns 40 lettermen from last year's squad - 17 on offense and 23 on defense.
- A total of 43 lettermen are returning for the Nittany Lions. In addition to the 40 lettermen returning from 2022, OL **Nick Dawkins**, DE **Zuriah Fisher** and DE **Smith Vilbert** have all lettered in previous seasons.
- The Nittany Lions lost the services of 22 lettermen - eight on offense, 12 on defense and three specialists.
- Penn State returns 13 starters - seven on offense and six on defense.
- Ten additional Penn Staters have starting experience - four on offense and six on defense.
- The Nittany Lions return a pair of second-team All-Americans from 2022 in OL **Olumuyiwa Fashanu** and CB **Kalen King**.
- Returning players on offense include Big Ten Freshman of the Year RB **Nicholas Singleton**, a second-team All-Big Ten selection in Fashanu, a third-team honoree in Singleton, and honorable mention selections RB **Kaytron Allen**, OL **Hunter Nourzad** and OL **Sal Wormley**.
- Among returners on defense is 2022 All-Big Ten second team honoree LB **Abdul Carter**, third team honoree DE **Adisa Isaac** and King, and honorable mention selections CB **Johnny Dixon**, LB **Curtis Jacobs** and DE **Chop Robinson**.

### POSITION CHANGES

- Redshirt freshman **Cristian Driver** will make the switch to wide receiver after spending last season as a defensive back.
- Redshirt junior **Tyrece Mills** will make the switch back to safety after spending last season linebacker.
- Redshirt freshman **Sam Sifaia** will now be a defensive tackle after spending the previous season on the offensive line.
- Redshirt sophomore **Davon Townley** will make the move to defensive tackle after spending his previous two seasons at defensive end.
- Redshirt freshman **Patrick Williams** will transition from running back to safety.

### NEW ADDITIONS

- The Nittany Lions welcomed 10 scholarship student-athletes, who enrolled in classes in January and participated in spring practice.
- The January early enrollees were: OL **Alex Birchmeier**, OL **Anthony Donkoh**, CB **Lamont Payne Jr.**, LB **Ta'Mere Robinson**, CB **Tony Rojas**, TE **Joey Schlawer**, QB **Jaxon Smolik**, CB **Zion Tracy**, CB **Elliot Washington II** and OL **J'ven Williams**.
- In addition, Penn State welcomed two scholarship transfers in the spring in WR **Malik McClain** (Florida State) and P **Riley Thompson** (Florida Atlantic).
- Penn State also welcomed a preferred run-on this past spring in K **Alex Felkins** (Columbia).
- Enrolling into the program this summer were: DT **Ty Blanding**, LB **Kaveion Keys**, DE **Jameial Lyons**, S **King Mack**, RB **London Montgomery**, DE **Joseph Mupoyi**, S **DaKaari Nelson**, OL **Chimdy Onoh**, TE **Andrew Rappleyea**, DE **Mason Robinson**, WR **Carmelo Taylor** and RB **Cam Wallace**.

- The Nittany Lions also welcomed four scholarship transfers this summer: WR **Dante Cephas** (Kent State), CB **Audavion Collins** (Mississippi State), DT **Alonzo Ford Jr.** (Old Dominion) and RB **Trey Potts** (Minnesota).
- Addison Penn** (Duke) joined as preferred run-on this summer.

### FAMILY AFFAIR

- Penn Staters know that it is very common for generations of families to all attend Penn State. For a fortunate few, immediate family members are also able to follow in a brother, father or grandfather's footsteps on the Penn State football team.
- Three sons of Penn State lettermen are on the 2022 team.
 

<b>Father (Letters)</b>	<b>Son (Class)</b>
Brian Chizmar (1986-89)	Ben Chizmar (R-So.)
Bruce Ellis (1973-76)	Keaton Ellis (Sr.)
Ed Pryts (1978-82)	Jackson Pryts (R-Fr.)
- Five pairs of brothers are currently represented.
 

<b>Older (Years/Class)</b>	<b>Younger (Class)</b>
Max Chizmar (2017-21)	Ben Chizmar (R-So.)
Sean Clifford (2018-22)	Liam Clifford (R-So.)
Khalil Dinkins (2020-pres.; R-So.)	Kolin Dinkins (R-Fr.)
Kalen King (2021-pres.; Jr.) (Twins)	Kobe King (R-So.)
Michal Menet (2017-21)	Joey Schlawer (Fr.)

### THREE ON HALL OF FAME BALLOT

- Penn State lettermen **Ki-Jana Carter**, **D.J. Dozier** and **Paul Posluszny** have been selected as a part of the national ballot for the National Football Foundation's College Hall of Fame's Class of 2024.
- Carter, a running back for the Nittany Lions, was a first-team All-American during the 1994 campaign. Carter staked a claim to being one of the most decorated Penn State running backs of all-time with a junior season in which he was fourth nationally in rushing (139.9), second in scoring (10.8 ppg) and fifth in all-purpose yardage (158.4).
- Dozier, a tailback for the Nittany Lions, matriculated to Happy Valley from Virginia Beach, Va. He earned first team All-America honors from the Walter Camp Football Foundation in 1986. Dozier is the only Nittany Lion to lead the team in rushing four consecutive seasons, doing so from 1983-86.
- Posluszny, an outside linebacker for the Nittany Lions, was a first-team All-American in 2005 and 2006. Posluszny became just the second two-time winner of the Chuck Bednarik Award, presented to the nation's top defensive player, in 2006. In 2005, he also won the Butkus Award.



Dominic DeLuca   Keaton Ellis   Olumuyiwa Fashanu   Adisa Isaac   Theo Johnson   Malick Meiga

**PRESEASON HONORS**

**KAYTRON ALLEN, RUNNING BACK**

Doak Walker Award Watch List

**ABDUL CARTER, LINEBACKER**

Bednarik Award Watch List  
Bronko Nagurski Trophy Award Watch List  
Butkus Award Watch List  
Lombardi Award Watch List  
Lott IMPACT Trophy Watch List  
PFF Preseason All-America Honorable Mention

**DANTE CEPHAS, WIDE RECEIVER**

Biletnikoff Award

**DVON ELLIES, DEFENSIVE TACKLE**

Allstate AFCA Good Works Team  
Wuerffel Trophy

**OMARI EVANS, WIDE RECEIVER**

Earl Campbell Tyler Rose Award

**OLUMUYIWA FASHANU, OFFENSIVE LINE**

Lombardi Award Watch List  
Outland Trophy Watch List  
Walter Camp Player of the Year Award Watch List  
AP Preseason All-America First Team  
PFF Preseason All-America First Team

**CURTIS JACOBS, LINEBACKER**

Butkus Award Watch List

**THEO JOHNSON, TIGHT END**

Mackey Award Watch List

**KALEN KING, CORNERBACK**

Bednarik Award Watch List  
Bronko Nagurski Trophy Watch List  
Lott IMPACT Trophy Watch List  
Jim Thorpe Award Watch List  
AP Preseason All-America First Team  
PFF Preseason All-America First Team

**CHOP ROBINSON, DEFENSIVE END**

Bednarik Award Watch List  
Bronko Nagurski Trophy Watch List  
Lombardi Award Watch List  
PFF Preseason All-America Second Team

**NICHOLAS SINGLETON, RUNNING BACK**

Doak Walker Award Watch List  
Maxwell Award Watch List  
Paul Hornung Award Watch List  
Walter Camp Player of the Year Award Watch List  
PFF Preseason All-America Honorable Mention

**RILEY THOMPSON, PUNTER**

Ray Guy Award Watch List

**OFFENSIVE NOTES**

- Since the start of the 2016 season, Penn State's offense is second in the Big Ten in yards per play (6.05; 29th) and total offense (424.83; 37th), and is third in touchdown percentage (31.64; 19th), points per possession (2.16; 22nd), scoring percentage (40.3; 24th), yards per pass attempt (7.90; 27th) and scoring offense (33.56; 19th).
- Penn State's offense has been explosive since the 2016 campaign, as it leads the Big Ten in 80-plus yard play percentage (0.21; 2nd nationally) and 70-plus (0.39; 7th), ranks second in 40-plus (2.03; 13th), 30-plus (3.60; 22nd) and 20-plus (7.78; 18th), and holds third in 50-plus (0.99; 31st) and 60-plus (0.55; 23rd).
- The Nittany Lions have tallied at least 55 plays of 20 or more yards in seven of the last eight seasons (86 in 2022; 57 in 2021; 63 in 2019; 73 in 2018; 85 in 2017; 91 in 2016; 67 in 2015). PSU had 52 plays of 20 or more yards in 2020 (9-game schedule).
- Additionally, the Nittany Lions are third in the Big Ten and 15th nationally in 15-plus yard passing play percentage since 2016 (19.45 percent).
- OL **Olumuyiwa Fashanu** was named second-team All-America by the Walter Camp Football Foundation in 2022.
- The Nittany Lions had 10 All-Big Ten selections on offense, including RB **Nicholas Singleton** being named the Thompson-Randle El Big Ten Freshman of the Year, the fourth in program history.
- Singleton (1,061 rushing yards) and RB **Kaytron Allen** (867 rushing yards) became the first freshmen teammates in Big Ten history to both rush for 700+ rushing yards in a season.
- With Allen, Singleton and redshirt senior RB **Trey Potts**, Penn State is one of 17 FBS teams, and one of nine Power Five teams and the only Big Ten team, entering 2023 with three career 800-yard rushers on its roster.
- With Potts and Singleton, Penn State is one of 28 FBS teams and one of 18 Power Five teams entering 2023 with two career 1,000-yard rushers on its squad.
- Allen and Singleton are both on the Doak Walker Award watch list.
- With redshirt senior **Dante Cephas** (2,139) and junior **KeAndre Lambert-Smith** (1,048), Penn State is one of 28 FBS teams, and one of 18 Power Five teams, entering 2023 at least two players with 1,000 career receiving yards on its roster.
- Entering 2023, Penn State is one of 11 FBS teams, one of eight Power Five teams and the only Big Ten team with two 1,000 career yard rushers and receivers on its roster.
- Penn State has surpassed 200 yards rushing 38 times in the **James Franklin** era. PSU is 33-5 in those games.
- The Nittany Lions reached 200 rushing yards in five games last season (Ohio, 234; Auburn, 245; Northwestern, 220; Maryland, 249; Rutgers, 237).
- PSU did not allow a sack in four games in 2022 (Auburn, Northwestern, Minnesota, Maryland). The four games without allowing a sack were the most for Penn State since 2011 (five games).
- Penn State tallied over 400 total yards in 11 games in 2022, including each of the final seven contests.
- In 2022, Penn State had 20 different receivers catch a pass.
- Penn State scored 41 points at Auburn, the most by a non-conference opponent in a game at Auburn since 2001.
- At Auburn, Allen and Singleton became the only Penn State freshmen to both score two rushing touchdowns in a game, since at least 2000.
- Against Minnesota, PSU scored 45 points, its most in a Penn State White Out game, and outscored the Gophers, 28-7, in the second half and 21-0 in the third quarter.
- Against Michigan State, Lambert Smith's 48-yard touchdown pass to TE **Theo Johnson** marked the third time in program history in which a wideout has thrown a touchdown pass and the 11th time overall a non-quarterback has thrown a touchdown.
- Lambert-Smith became the first wide receiver in program history to both catch and throw a touchdown pass in the same game.
- The 48-yard pass by Lambert-Smith is the fourth-longest touchdown pass by a non-quarterback in Penn State history.
- In the Rose Bowl Game against Utah, Penn State tallied 448 yards, including an 87-yard touchdown run by Singleton and an 88-yard touchdown reception by Lambert-Smith.
- The 87-yard run is the third-longest run in Rose Bowl Game history and the second-longest rush in Penn State bowl game history, trailing only Saquon Barkley's 92-yard touchdown run in the 2017 Fiesta Bowl.
- The 88-yard touchdown reception is the longest pass play in Rose Bowl history and the fourth-longest passing play in Penn State history.
- Including his 83-yard touchdown reception against Villanova in 2021, Lambert-Smith is the only receiver in Penn State history with multiple 80-yard receptions.
- **Mike Yurich** enters his third season as Penn State's offensive coordinator/quarterbacks coach.
- Yurich (California University (Pa.)) and Franklin (East Stroudsburg) both played in the Pennsylvania State Athletic Conference (PSAC).
- As an FBS offensive coordinator, offenses under Yurich have averaged 6.34 yards per play, ranking first among OC's since 2013 and 13.63 yards per completion, which is also first in that time frame.
- Since 2013, Yurich's offenses have scored 50 or more points 27 times and 40 or more points 57 times (44.5 percent of games coached), both of which are tops among FBS offensive coordinators since 2013.
- His teams have averaged an FBS-best 58.5 touchdowns per year.
- Penn State has scored 40 points 27 times since 2016. By comparison, from 2008 until 2015, the Nittany Lions had 18 40-point outings.

**Scoring Benchmarks Since 2016 (87 games)**

Pts.	#	Last
50+	13	Nov. 19, 2022; at Rutgers (W, 55-10)
40+	26	Nov. 19, 2022; at Rutgers (W, 55-10)
30+	52	Jan. 2, 2023; vs. Utah (W, 35-21)
20+	75	Jan. 2, 2023; vs. Utah (W, 35-21)



Nicholas Singleton & Kaytron Allen

# 12 2023 PENN STATE FOOTBALL

## NATIONAL NITS

Below is a list of returning Penn State players, and transfers, that finished among the top-100 individuals and top-50 teams in the most recent season statistical rankings in 2022.

Rankings listed NCAA/Big Ten; Statistics as of January 9, 2023

- **RB Kaytron Allen**
  - Rushing Touchdowns - 10 (43/6)
  - Total Touchdowns - 11 (54/9)
  - Yards Per Carry - 5.19 (56/8)
  - Rushing Yards - 867 (65/11)
  - Rushing Yards Per Game - 66.7 (72/12)
- **LB Abdul Carter**
  - Sacks Per Game - 0.50 (77/3)
- **WR Dante Cephas**
  - Receiving Yards Per Game - 82.7 (29/1 MAC)
  - Receptions Per Game - 5.3 (54/5)
  - Yards Per Reception - 15.5 (87/8)
  - Receiving Yards - 744 (96/13)
- **K Alex Felkins**
  - Field Goals Per Game - 1.1 (33 FCS/2 IVY)
  - Field Goal Percentage - 68.8 (55/5)
  - Scoring - 6.1 (94/7)
- **LB Curtis Jacobs**
  - Fumbles Recovered - 2 (22/2)
- **CB Kalen King**
  - Passes Defended Per Game - 1.6 (3/1)
  - Interceptions - 3 (43/8)
  - Interceptions Per Game - 0.2 (76/13)
- **RB Nicholas Singleton**
  - Kickoff Return Touchdowns - 1 (2/2)
  - Yards Per Carry - 6.80 (7/2)
  - Total Touchdowns - 14 (25/3)
  - Rushing Touchdowns - 12 (28/4)
  - Rushing Yards - 1,061 (33/5)
  - All-Purpose Yards Per Game - 115.0 (35/6)
  - Rushing Yards Per Game - 81.6 (42/6)
  - Combined Kick Return Yards - 349 (67/7)
  - Total Points Scored - 84 (81/9)
- **P Riley Thompson**
  - Punt Average - 45.4 (12/2 CUSA)
- **TEAM**
  - Passing Efficiency Defense - 103.24 (2/2)
  - Team Tackles For Loss - 8.0 (4/1)
  - Team Sacks - 3.31 (5/1)
  - Fourth Down Conversion Pct - 70.0 (6/3)
  - Red Zone Defense - 73.8 (8/1)
  - Turnovers Gained - 26 (9/2)
  - Turnover Margin - Plus-11 (10/2)
  - Scoring Defense - 18.2 (10/5)
  - Fumbles Recovered - 12 (12/1)
  - Defensive Touchdowns - 3 (12/2)
  - Rushing Defense - 111.2 (16/6)
  - Total Defense - 323.5 (16/7)
  - Red Zone Offense - 90.2 (17/4)
  - Scoring Offense - 35.8 (19/3)
  - Third Down Conversion Pct. Defense - 33.2 (21/6)
  - Interceptions - 14 (22/5)
  - Net Punting - 40.73 (26/6)
  - Team Passing Efficiency - 148.69 (29/3)
  - Kick Return Average - 22.35 (29/4)
  - Tackles For Loss Allowed - 4.54 (29/4)
  - Blocked Punts - 1 (31/5)
  - First Downs Defense - 235 (31/7)
  - Total Offense - 433.6 (33/3)
  - Completion Percentage - 64.0 (37/5)
  - Sacks Allowed - 1.62 (40/5)
  - Rushing Offense - 181.1 (44/4)
  - Passing Offense - 252.5 (45/4)
  - Passing Defense - 212.3 (45/9)
  - Time of Possession - 30:36 (48/8)

## QUARTERBACK NOTES

- Offensive coordinator **Mike Yurcich** also heads the Penn State quarterback room.
- Four quarterbacks Yurcich coached in college are currently on NFL rosters (Sean Clifford - Penn State, Sam Ehlinger - Texas, Justin Fields - Ohio State, Mason Rudolph - Oklahoma State).
- Yurcich served as the passing game coordinator and quarterbacks coach at Ohio State in 2019, where quarterback Justin Fields was a finalist for the Heisman Trophy, Walter Camp Player of the Year Award and Davey O'Brien Award.
- Sophomore quarterback **Drew Allar** enters his second season with the Nittany Lions after appearing in 10 games his freshman year.
- In reserve action in 2022, he completed 35-of-60 passes for 344 yards and four touchdowns while rushing for 52 yards on 18 attempts with one rushing score.
- The Ohio native made his collegiate debut in the season opener at Purdue.
- The following week, he completed six-of-eight passes for 88 yards and two touchdowns against Ohio.
- Allar threw for 75 yards and two touchdowns at Indiana.
- He completed five passes for 42 yards at Rutgers, and scored his first career rushing touchdown from 1-yard out against the Scarlet Knights and added a career-long 19-yard rush.
- Quarterback **Beau Pribula** also enters his second season with the Nittany Lions after redshirting his rookie season.
- The youthful quarterback room replaces Sean Clifford, who finished his career as Penn State's all-time leader in wins as a starting quarterback (32), completion percentage (.614), completions (833), passing yards (10,661), total yards (11,734), passing touchdowns (86) and pass attempts (1,356).
- Additionally, Clifford closed his career finishing third in passing efficiency (143.8), tied for sixth in yards per passing attempt (7.9) and eighth in touchdown percentage (6.34).
- A fifth-round draft pick by the Green Bay Packers, Clifford finished fourth in Big Ten history in career touchdown passes (86), fifth in passing yardage (10,661) and seventh in completions (833).



Drew Allar

## ACADEMIC SUCCESS

- The Nittany Lions had 32 players selected as Academic All-Big Ten in Fall 2022.
- **Sean Clifford** was a 2021 National Football Foundation (NFF) Scholar-Athlete and finalist for the Campbell Trophy, known as the "Academic Heisman". He is the 19th Nittany Lion to be selected as an NFF Scholar-Athlete.
- Penn State posted its first 1,000 single-year APR in program history in 2018-19, topping the previous high of 993 in 2014-15.
- In 2019, punter Blake Gillikin took home CoSIDA Academic All-America® first-team honors for the second-straight year to become the 12th two-time first-team selection in Penn State history. He graduated with a perfect 4.0 grade-point average in May 2020.
- Gillikin's two first-team CoSIDA Academic All-America honors increase Penn State football's total to 67 honorees, which ranks second in Division I football history (FBS and FCS).

## DEGREES ON THE WALL

- Entering the 2023 season, five Nittany Lions have earned a collegiate degree.
- **Smith Vibert** graduated in August 2023 with his bachelor's degree in telecommunications and media studies.
- **Dvon Ellies** earned his bachelor's degree in telecommunications in Spring 2023. He is pursuing a second degree in journalism.
- **Hunter Nourzad** earned his bachelor's degree in engineering from Cornell and is working on his master's of business administration.
- **Dante Cephas** graduated from Kent State with his bachelor's degree in educational studies. He is pursuing a second degree in telecommunications.
- **Alex Felkins** earned his bachelor's degree from Columbia in psychology. He is pursuing a graduate certificate in business management foundations.

## PRONUNCIATIONS

Drew Allar	..... Drew AL-ler
Kaleb Artis	..... Kaleb ar-TISS
Alex Bacchetta	..... Alex buh-KET-ah
Alex Birchmeier	..... Alex BURTCH-myer
Henry Boehme	..... Henry BAME
Dante Cephas	..... Dante SEE-fiss
Audavion Collins	..... ah-DAY-vee-on Collins
Amiel Davis	..... ah-MEEL Davis
Dani Dennis-Sutton	..... deh-NYE Dennis-Sutton
Matt Detisch	..... Matt DETT-ish
Khalil Dinkins	..... kuh-LEEL Dinkins
Anthony Donkoh	..... Anthony DON-coe
Jason Estrella	..... Jason es-TRELL-uh
Dvon Ellies	..... duh-VON el-LEES
Olumuyiwa Fashanu	..... O-LOU-moo-YEE-wuh fash-UH-new
Mehki Flowers	..... muh-KYE Flowers
Finn Furmanek	..... Finn fir-muh-NECK
Jashaun Green	..... ja-SEAN Green
George Hlavac	..... George LAVIC
Olaivavega Ioane	..... O-LIE-vuh-VEENG-uh Yo-wahn-ay
Adisa Isaac	..... ah-DEE-suh Isaac
Golden Israel-Achumba	..... Golden Israel ah-CHUM-buh
Coziah Izzard	..... Co-ZIGH-uh IZZ-ard
Kaveion Keys	..... KAY-vee-on Keys
Jameial Lyons	..... ja-MEL Lyons
Jan Mahlert	..... yahn MAHL-ert
Malick Meiga	..... Malick mega
Joseph Mupoyi	..... Joseph moo-POY
DaKaari Nelson	..... dah-KARR-ee Nelson
Hunter Nourzad	..... Hunter NOR-zad
Gabriel Nwosu	..... Gabriel WO-Sue
Chimdy Onoh	..... CHIM-dee OH-no
Beau Pribula	..... Beau prib-U-luh
Jackson Pryts	..... Jackson PRITS
Andrew Rappleyea	..... Andrew RAPPLE-yay
Ta'Mere Robinson	..... TAY-meer Robinson
Dominic Rulli	..... Dominic RULE-ee
Sander Sahaydak	..... Sander suh-HAY-dak
Joey Schlaffer	..... Joey sh-LAHF-er
Sam Siafa	..... Sam see-AH-fa
Jaxon Smolik	..... Jackson SMOLE-ick
Blaise Sokach-Minnick	..... Blaze SO-katch-min-ick
Davon Townley Jr.	..... Duh-VON Townley
Ibrahim Traore	..... EE-bruh-heem trey-OR
Amin Vanover	..... ah-MEEN Vanover
Caedan Wallace	..... KAY-den Wallace
Zakee Wheatley	..... ZACK-key Wheatley
J'Ven Williams	..... JAY-ven Williams

## RUNNING BACKS NOTES

- Co-offensive coordinator/running backs coach **Ja Juan Seider** has 15 years of college coaching experience, including 12 at the Power Five level.
- As a player at Florida A&M, Seider won the Doug Williams Award for National Offensive Player of the Year, Jake Gaither Award (considered the Heisman Trophy of Historically Black Colleges) and earned All-America honors after throwing for 2,622 yards and 27 touchdowns and rushing for 740 yards and 14 touchdowns in 1999.
- A loaded running back room is led by dynamic sophomores **Kaytron Allen** and **Nicholas Singleton** and redshirt senior **Trey Potts**.
- Allen (867), Singleton (1,061) and Potts (1,195) each have over 800 career rushing yards.
- Penn State is one of 17 FBS teams, and one of nine Power Five teams and the only Big Ten team, entering 2023 with three career 800-yard rushers on its roster.
- With Potts and Singleton, Penn State is one of 28 FBS teams and one of 18 Power Five teams entering 2023 with two career 1,000-yard rushers on its squad.
- Singleton (1,061 rushing yards) and Allen (867 rushing yards) became the first freshmen teammates in Big Ten history to both rush for 700+ rushing yards in a season.
- Allen and Singleton are the only Penn State duo to each rush for 850+ yards in a season and one of three 800+ rushing yard duos.
- Since 2000, Allen and Singleton are one of two FBS freshman duos to each rush for 850+ yards in a season, joining West Virginia's Steve Slaton (1,128) and Pat White (952) in 2005.
- Allen and Singleton are both on the Doak Walker Award watch list.
- Singleton is also on watch lists for the Maxwell Award, Paul Hornung Award and Walter Camp Player of the Year Award.
- The sophomore was also named a second-team preseason All-American by Sporting News and a Pro Football Focus Preseason All-America honorable mention.
- Singleton was selected as a True Freshman All-American by On3, 247Sports and College Football News in 2022.
- He was named the Big Ten Thompson-Randle El Freshman of the Year and was selected third-team All-Big Ten by the coaches and media and was also tabbed the AP Big Ten Newcomer of the Year.
- Allen was an honorable mention All-Big Ten selection by the media and was a True Freshman All-American by College Football News.
- Singleton rushed for 1,061 yards as a freshman, trailing only Saquon Barkley (1,076; 2015) for the most by a Penn State freshman.
- He became the 16th Nittany Lion to rush for 1,000 yards in a season and the third PSU freshman running back to reach 1,000 yards.
- Singleton's 12 rushing touchdowns in 2022 are a Penn State freshman record.
- Among FBS freshmen, Singleton led the country in yards per carry (6.8), while ranking second in all-purpose yardage (1,495), third in rushing yards (1,061), fourth in rushing touchdowns (12) and total touchdowns (14).
- He finished second in the Big Ten in yards per carry, ranking seventh nationally, tied for third in total touchdowns, fourth in rushing touchdowns, fifth in rushing yards and sixth in all-purpose yards per game.
- Singleton led the Big Ten in 30+ yard runs (9; 3rd nationally) and 40+ yard runs (7; 3rd) and tied for second in 50+ yard runs (4; T-4th), 60+ yards (2; T-9th) and 20+ yard runs (12; T-18th).
- The Shillington, Pa. native tallied four 100-yard rushing games and five multi-rushing touchdown games in 2022.
- He rushed for 179 yards and two touchdowns on 10 carries against Ohio. He scored on runs of 44 and 70 yards and added a 48-yard rush.
- Singleton became the first Nittany Lion with multiple 40+ yard touchdown runs in a game and three 40+ yard runs in a game since Larry Johnson at Indiana on Nov. 16, 2002.
- The sophomore rushed for 124 yards and two touchdowns on 10 carries at Auburn. Singleton scored on two touchdown runs, a 1-yard rush and a 54-yard rush. He added a 53-yard carry.
- Against Minnesota, he scored on two rushing touchdowns, of 16 and 30 yards.
- He earned his third 100-yard rushing game of the season against Maryland, finishing the day with 122 yards. He scored on runs of 45 and 27 yards, while averaging 11.1 yards per carry.
- Singleton rushed for 120 yards and two touchdowns on seven carries in the Rose Bowl Game against Utah, averaging 17.1 yards per carry. He scored on an 87-yard run in the third quarter and added a 5-yard rushing touchdown in the first quarter.
- The 87-yard run is the third-longest run in Rose Bowl Game history and the second-longest rush in Penn State bowl game history, trailing only Saquon Barkley's 92-yard touchdown run in the 2017 Fiesta Bowl.
- Allen rushed for 867 yards and 10 touchdowns on 167 carries in 2022. He added 20 receptions for 188 yards and a touchdown.
- His 867 rushing yards are the fourth-most by a Penn State freshman in a season.
- Allen rushed for 52 yards and two touchdowns on nine carries at Auburn. His touchdowns came on runs of 3 and 6 yards.
- Against Central Michigan, he rushed for 111 yards, on 13 carries. Allen scored on a 14-yard run in the second quarter and added a 37-yard run in the fourth quarter.
- With Allen's 111-yard rushing performance vs. CMU, Penn State had two true freshmen running backs post 100-yard games in a single season for the first time since 2019.
- The sophomore totaled 158 scrimmage yards at Indiana. He rushed for 86 yards and three touchdowns on 18 carries, while adding catches of 27 and 45 yards.
- He was the first Penn State freshman with three rushing touchdowns in a game since Austin Scott against Kent State in 2003.
- Allen rushed for 117 yards and a touchdown on 11 carries at Rutgers for his second 100-yard game of the season.
- Against Rutgers, Allen averaged 10.6 yards per carry. He scored on an 8-yard run in the third quarter and added a 32-yard run and a career-best 59-yard run.
- In the Rose Bowl Game against Utah, Allen scored on a 1-yard run in the fourth quarter.
- The Norfolk, Va. native ranked tied sixth among FBS freshmen in rushing touchdowns (10), eighth in yards per carry (5.19) and 10th in total rushing yards.
- He finished sixth in the Big Ten in rushing touchdowns, eighth in yards per carry, ninth in total touchdowns and 11th in rushing yards.
- Potts joined the Nittany Lions in Summer 2023 after transferring from Minnesota.
- In his collegiate career, Potts owns 1,195 rushing yards and 11 touchdowns on 239 carries in 24 games (five starts).
- In 2022, he totaled 471 yards and three scores on 101 carries.
- In 2021, Potts rushed for 552 yards and six scores on 112 carries.
- The Williamsport, Pa. native rushed for 89 yards and a touchdown against New Mexico State in 2022.
- He scored on two rushing touchdowns against Western Illinois.
- In 2021, Potts rushed for 178 yards and two touchdowns against Miami Ohio.
- He followed that with 121 yards and three touchdowns on 25 carries at Colorado.
- Potts added 141 rushing yards against Bowling Green.
- Redshirt senior **Tank Smith** has 32 career carries, including 23 in 2022.
- Redshirt sophomore **Tyler Holworth** tallied six carries last season.

## NICHOLAS SINGLETON



## SINGLETON STATS

## RUSHING YARDS

1,061

Singleton has rushed for 1,061 career rushing yards, ranking 46th in program history.

## RUSHING YARDS PER GAME

81.6

Singleton is averaging 81.6 rushing yards per game in his career.

## RUSHING TOUCHDOWNS

12

Singleton has 12 career rushing touchdowns.

## 100+ RUSHING YARD GAMES

4

Singleton has four career games with 100+ rushing yards, including a career-high 179 vs. Ohio in 2022.

## 20+ YARD RUNS

12

Singleton has 12 career 20+ yard runs, nine 30+ yard runs, seven 40+ yard runs, four 50+ yard runs, two 60+ yard runs, two 70+ yard runs and one 80+ yard run.

# KAYTRON ALLEN



## ALLEN STATS

### RUSHING YARDS

867

Allen owns 867 career rushing yards.

### RUSHING YARDS PER GAME

66.7

Allen is averaging 66.7 rushing yards per game in his career.

### RUSHING TOUCHDOWNS

10

Allen has 10 career rushing touchdowns.

### 100+ RUSHING YARD GAMES

2

Allen has two career 100-yard rushing games, including a career-high 117 yards at Rutgers in 2022.

### MULTI-TD GAMES

2

Allen has two multi-rushing touchdown games in his career.

## TIGHT ENDS NOTES

- Co-offensive coordinator and ends coach **Ty Howle** is in his third season coaching the Penn State tight ends and his fourth season overall on the staff.
- Howle served as an offensive analyst in 2020, working closely with the offensive line and tight ends.
- He was a four-year letterwinner on the Penn State offensive line from 2009-13. He started at center and left guard and was a four-time Academic All-Big Ten selection. He was a team captain in 2013.
- Brenton Strange was selected by the Jacksonville Jaguars in the second round of the 2023 NFL Draft, Penn State's fourth tight end drafted since 2015, tied for the third-most in the FBS.
- In 2022, Penn State led the Big Ten and ranked second among Power Five teams with 13 tight end receiving touchdowns.
- PSU was one of three schools, joining Oregon and San Jose State, with four different tight ends catching a touchdown pass this season.
- Among Power Five schools, Penn State ranked seventh in receiving yards (866), eighth in tight end receiving yards per game (66.6) and 10th in receptions (66).
- Juniors **Theo Johnson** (10) and **Tyler Warren** (3) and redshirt sophomore **Khalil Dinkins** (1) have combined for 14, 20-plus yard receptions in their careers.
- Johnson, who is on the Mackey Award watch list, has 43 receptions for 597 yards and five touchdowns in his Penn State career.
- In 2022, Johnson hauled in 20 receptions for 328 yards and four scores.
- He had a career-high 75 yards on five receptions against Minnesota. The 75 yards included an 18-yard touchdown reception and a 25-yard grab.
- Johnson had a career-long 42-yard catch vs. Ohio State and a 33-yard catch against Maryland.
- The junior hauled in a 4-yard score at Indiana and added a 29-yard grab.
- Johnson earned his first career multi-touchdown reception game against Michigan State, hauling in 11 and 48-yard touchdowns.
- The Windsor, Ontario native had a 28-yard catch in the Rose Bowl Game against Utah.
- Warren has 15 career receptions for 184 yards and four touchdowns, while adding two rushing scores.
- Last season, Warren made 10 grabs for 123 yards and three touchdowns.
- In his first career start, Warren had three catches for 23 yards at Purdue. The sophomore made a key 15-yard catch to setup the game-winning touchdown in the fourth quarter.
- He made a 38-yard touchdown grab against the Gophers, the longest catch of his career.
- Warren had a 10-yard touchdown catch at Rutgers and a 14-yard touchdown against Michigan State.
- Dinkins caught a 28-yard touchdown pass in the fourth quarter vs. Ohio, his first career reception and touchdown reception.
- He made four receptions for 53 yards in 2022.



Theo Johnson

## WINNINGEST PROGRAMS

In its 137th season of varsity football, Penn State has posted 920 victories to rank No. 7 in the nation. The Lions' success is not solely due to longevity though, as Penn State also ranks in the top 10 in all-time winning percentage.

As of August 27, 2023

### TOTAL VICTORIES

1. Michigan (144)	Big Ten	989
2. Alabama (130)	SEC	953
Ohio State (134)	Big Ten	953
4. Notre Dame (135)	Independent	938
5. Texas (131)	Big 12	936
6. Oklahoma (127)	Big 12	934
7. <b>PENN STATE (137)</b>	<b>Big Ten</b>	<b>920</b>
8. Nebraska (134)	Big Ten	912
9. Georgia (128)	SEC	868
USC (134)	Pac-12	868

### WINNING PERCENTAGE (YEARS - MIN. 25 IN D1)

1. Ohio State (134)	Big Ten	.733
2. Alabama (130)	SEC	.732
3. Michigan (144)	Big Ten	.731
4. Notre Dame (135)	Independent	.730
5. Boise State (56)	Mountain West	.727
6. Oklahoma (127)	Big 12	.725
7. Texas (131)	Big 12	.701
8. USC (134)	Pac-12	.697
9. <b>PENN STATE (137)</b>	<b>Big Ten</b>	<b>.688</b>
10. Nebraska (134)	Big Ten	.681

### ALL-TIME AP POLL RANKINGS (Weeks Ranked)

1. Ohio State	Big Ten	966
2. Michigan	Big Ten	903
3. Oklahoma	Big 12	881
4. Notre Dame	Independent	858
5. Alabama	SEC	857
6. USC	Pac-12	803
7. Texas	Big 12	758
8. Nebraska	Big Ten	730
9. <b>PENN STATE</b>	<b>Big Ten</b>	<b>680</b>
10. LSU	SEC	650

### WINNING WAYS

- Penn State is 64-24 over the past seven seasons (2016-22), which is the 11th-best record in FBS and the third-best in the Big Ten (Ohio State, 78-11; Michigan 64-22).
- Dating back to 2015, Penn State has won 45 of its last 54 home games.
- Penn State's 160-68 record over the last 18 years (2005-22) ranks 13th in FBS and third in the Big Ten (Ohio State, 200-33; Wisconsin, 170-64).
- Head coach **James Franklin** guided his teams to a winning record each of his first eight seasons (2 at Vanderbilt, 6 at Penn State).
- Since 2016, Franklin's 72.7 percent (64-24) winning percentage ranks sixth among current FBS coaches.

## WELCOME TO THE GAME

### Collegiate Debut:

- vs. West Virginia (9/2): TBD

### Penn State Debut:

- vs. West Virginia (9/2): TBD

### True Freshmen:

- vs. West Virginia (9/2): TBD

### First Collegiate Start:

- vs. West Virginia (9/2): TBD

### First Start at Penn State:

- vs. West Virginia (9/2): TBD

WIDE RECEIVER NOTES

COACHING STAFF POTW

The Penn State coaching staff chooses players of the week in all three phases. Here are their selections:

SEPT. 2 - WEST VIRGINIA

- Offensive: ..... N/A
- Defensive: ..... N/A
- Special Teams: ..... N/A
- D-Squad Offensive: ..... N/A
- D-Squad Defensive: ..... N/A
- D-Squad Special Teams: ..... N/A

- Offensive recruiting coordinator/wide receivers coach **Marques Hagans** is in his first season on the Penn State staff.
- Hagans joined the Penn State staff after serving as the associate head coach/wide receivers coach at Virginia for the previous 11 years. He was promoted to Associate Head Coach for the Cavaliers prior to the 2022 season.
- During his time at Virginia, Hagans coached 10 of the top 15 career receptions leaders in program history.
- Hagans was a four-year letterman at Virginia from 2002-05 and currently sits No. 10 all-time in passing yards with 4,877. He also ranks seventh in total offense with 5,779 yards.
- He was selected, as a receiver, in the fifth round (144th overall) of the 2006 NFL Draft by the St. Louis Rams. He spent three seasons with the Rams before being picked up by the Kansas City Chiefs and Indianapolis Colts in 2008. Hagans spent the 2009 and 2010 campaigns with Washington.
- With redshirt senior **Dante Cephas** (2,139) and junior **KeAndre Lambert-Smith** (1,048), Penn State is one of 28 FBS teams, and one of 18 Power Five teams, entering 2023 with at least two players with 1,000 career receiving yards on its roster.
- Cephas is a member of the Biletnikoff Award watch list.
- Lambert-Smith has started 26 career games and owns 73 receptions for 1,048 yards and seven touchdowns in his career.
- He is averaging 14.4 yards per catch in his career and has 15 career receptions of 20+ yards.
- Lambert-Smith hauled in 24 receptions for 389 yards and four touchdowns in 2022.
- In the Rose Bowl Game against Utah, he caught three passes for 124 yards, including an 88-yard touchdown grab.
- Lambert-Smith averaged a Penn State bowl-record 41.3 yards on three receptions in the Rose Bowl.
- The 88-yard touchdown reception is the longest pass play in Rose Bowl history and the fourth-longest passing play in Penn State history.
- Lambert-Smith had an 83-yard touchdown reception against Villanova in 2021.
- The junior is the only receiver in Penn State history with multiple 80-yard receptions.
- He had four catches for 58 yards at Purdue, including a 29-yard touchdown reception in the fourth quarter.
- Lambert-Smith completed a 25-yard pass to Sean Clifford against Auburn.
- He scored on a 23-yard reception against Ohio State. He added a 35-yard grab.
- Against Michigan State, Lambert-Smith became the first Penn State wide receiver in school history to throw and catch a touchdown pass in the same game.
- Lambert-Smith caught five passes for 83 yards and a touchdown.
- He completed a 48-yard touchdown pass to **Theo Johnson** in the second quarter and also caught a 35-yard touchdown pass in the fourth quarter.
- Cephas joined the Nittany Lions as a transfer this past offseason. Cephas spent the previous four years at Kent State.
- A two-time first-team All-MAC selection, Cephas has collected 145 receptions, 2,139 receiving yards and 12 touchdowns in his collegiate career.
- Cephas ranks ninth among active FBS receivers with 2,139 career receiving yards.
- He is one of nine FBS receivers entering 2023 with 145+ receptions, 2,100+ receiving yards and 12+ receiving touchdowns.
- Cephas has 10 career 100-yard receiving games and enters 2023 with a reception in 27-straight games.
- The Pittsburgh native posted 48 catches for 744 yards and three touchdowns in nine games last season.
- He led the MAC and ranked 30th nationally averaging 82.7 receiving yards per game.
- He posted six receptions and 105 yards at Washington in 2022.
- Cephas set a Kent State single-game record with 246 receiving yards, on 13 catches, at Ohio (10/1/22). The 246 yards were tied for second-most in a game in the FBS in 2022.
- In 2021, Cephas tallied 82 catches for 1,240 yards and 13 touchdowns.
- Junior **Malik McClain** arrives in Happy Valley after transferring from Florida State.
- McClain has 33 receptions for 396 yards and five touchdowns in his career.
- McClain made 17 grabs for 206 yards and three touchdowns in 2022.
- Redshirt sophomore **Liam Clifford**, sophomore **Omari Evans**, junior **Malick Meiga**, redshirt freshman **Kaden Saunders** and redshirt sophomore **Harrison Wallace III** have each experienced significant playing time at Penn State.
- Redshirt freshman **Cristian Driver** made the switch from safety to wide receiver.
- Clifford caught eight passes for 89 yards in 2022, including a 20-yard reception against Central Michigan.
- Evans hauled in a 32-yard touchdown pass in the third quarter, his first career reception and first career touchdown reception, against Ohio.
- He finished the year with five receptions for 55 yards.
- Meiga has six receptions for 97 yards and a touchdown in his PSU career.
- Saunders had two catches for 21 yards against Ohio in 2022.
- Wallace hauled in 19 receptions for 273 yards and a touchdown last season.
- Wallace had four receptions for 35 yards against the Bobcats and a 26-yard reception vs. Central Michigan.
- Wallace hauled in a career-long 48-yard reception at Michigan.
- Wallace had a 17-yard catch against Minnesota and a 25-yard reception at Rutgers.
- He scored on a 1-yard catch at Indiana.
- Wallace grabbed catches of 27 and 20 yards in the Rose Bowl Game against Utah.



Harrison Wallace III

KEANDRE LAMBERT-SMITH



LAMBERT-SMITH STATS

CAREER RECEPTIONS

73

Lambert-Smith has 73 career receptions.

CAREER RECEIVING YARDS

1,048

Lambert-Smith has 1,048 career receiving yards, ranking 33rd in program history.

CAREER RECEIVING TDS

7

Lambert-Smith has hauled in seven career receiving touchdowns.

YARDS PER RECEPTION

14.4

Lambert-Smith is averaging 14.4 yards per reception in his career.

20+ YARD RECEPTIONS

15

Lambert-Smith has made 15 receptions of 20 or more yards as a Nittany Lion.

OFFENSIVE LINE NOTES

- Offensive line coach **Phil Trautwein** enters his fourth season at Penn State.
- He was named to the American Football Coaches Association (AFCA) Class of 2021 "35 Under 35" list, recognizing the top-35 football coaches under the age of 35. He was the only Big Ten coach and the only offensive line coach on the 2021 list.
- In his four seasons at Penn State, Trautwein has helped 12 offensive linemen to earn All-Big Ten honors, including five in 2022.
- He's coached 22 All-Conference selections over the last six seasons, which includes a stint at Boston College as the offensive line coach.
- Trautwein was a two-time All-SEC selection and two-time team captain as a left tackle at Florida, earning first-team honors in 2008 and second-team accolades in 2006.
- He was part of the Gators winning the BCS National Championship and SEC titles in the 2006 and 2008 seasons.
- Six Nittany Lion offensive linemen own at least five career starts.
- Junior **Olumuyiwa Fashanu** has appeared in 17 games and made 10 starts at left tackle.
- Fashanu is a member of the Lombardi Award, Outland Trophy and Walter Camp Player of the Year Award watch lists.
- He was also selected Preseason All-America first team by the Associated Press and Pro Football Focus.
- Fashanu was named a second-team All-American by the Walter Camp Football Foundation in 2022.
- He was tabbed second-team All-Big Ten by the coaches and third-team All-Big Ten by the media.
- According to Coaches By The Numbers, Fashanu did not allow a sack and allowed only 10 pressures in 281 pass blocking snaps in 2022.
- Redshirt senior **Hunter Nourzad** was an honorable mention All-Big Ten selection by the coaches and media in his first season in Happy Valley.
- Nourzad owns 28 collegiate starts and 31 career appearances.
- Redshirt senior tackle **Caedan Wallace** has 27 starts at right tackle and owns 34 career appearances.
- Redshirt sophomore **Landon Tengwall** started the first five games of 2022 and has played in eight career games.
- Redshirt senior **Sal Wormley** has started 13 games in 17 appearances.
- Wormley (coaches, media) was an honorable mention All-Big Ten selection.
- Freshman **Drew Shelton** did not allow a sack in 180 pass plays last season, according to Coaches By The Numbers.
- Shelton appeared in seven games and made five starts in 2022.
- Penn State topped 400 yards in 11 games in 2022, including each of the final seven contests.
- The Nittany Lions have reached 200 rushing yards in five games last season (Ohio, 234; Auburn, 245; Northwestern, 220; Maryland, 249; Rutgers, 237).
- The Nittany Lions allowed no sacks against Auburn, Northwestern, Minnesota or Maryland. The four games without allowing a sack were the most for Penn State since 2011 (five games).
- Penn State didn't allow a sack against Auburn in 2021 or 2022.
- Against the Tigers, the Penn State offensive line paved the way for the Nittany Lions to rush for 245 yards and five touchdowns.
- The PSU offensive line helped the Nittany Lions to rush for 220 yards against Northwestern.
- The Nittany Lion offensive line aided **Nicholas Singleton** (1,061) and **Kaytron Allen** (867) became the first true freshman teammates in Big Ten history each with 700 or more rushing yards in a season.
- Singleton and Allen became the only Penn State duo to each rush for 850+ yards in a season.

NITTANY LIONS IN THE NFL

- A total of 38 Penn State football alumni are populating the rosters of 24 National Football League teams.
- The Nittany Lions annually are among the top 20 programs nationally in producing players in the NFL. In addition, three former Nittany Lions are members of NFL coaching staffs.
- Nine players from PSU's 2022 squad are on NFL teams.

NITTANY LIONS ON NFL ROSTERS

(Pro Experience in Parentheses)

- Atlanta Falcons (1):** Arnold Ebiketie (2)
- Arizona Cardinals (1):** Jesse Luketa (2)
- Baltimore Ravens (2):** Odafe Oweh (3), Jordan Stout (2)
- Buffalo Bills (3):** Ryan Bates (5), DaQuan Jones (10), Connor McGovern (5)
- Carolina Panthers (2):** Yetur Gross-Matos (4), Miles Sanders (5)
- Chicago Bears (1):** Jaquan Brisker (2)
- Cincinnati Bengals (1):** Nick Scott (5)
- Dallas Cowboys (1):** Micah Parsons (3)
- Denver Broncos (1):** *PJ Mustipher* (R)
- Detroit Lions (1):** Jason Cabinda (6)
- Green Bay Packers (2):** Sean Clifford (R), Rasheed Walker (2)
- Houston Texans (1):** Juice Scruggs<sup>®</sup> (R)
- Indianapolis Colts (1):** Will Fries (3)
- Jacksonville Jaguars (2):** Brenton Strange (R), Parker Washington (R)
- Kansas City Chiefs (1):** Donovan Smith (9)
- Los Angeles Chargers (1):** Austin Johnson (8)
- New England Patriots (1):** Mike Gesicki (6)
- New York Giants (3):** Saquon Barkley (6) <sup>Ⓢ</sup>, Cam Brown (4) <sup>Ⓢ</sup>, *Amani Oruwariye* (5)
- New York Jets (1):** Adrian Amos (9)
- Pittsburgh Steelers (3):** Pat Freiermuth (3), Joey Porter Jr. (R), Allen Robinson II (10)
- San Francisco 49ers (2):** Ji'Ayir Brown (R), Kevin Givens (4)
- Seattle Seahawks (1):** Chris Stoll (R)
- Tampa Bay Buccaneers (1):** Chris Godwin (7)
- Washington Commanders (4):** Troy Apke<sup>®</sup> (5), *Tariq Castro-Fields* (2), Jahan Dotson (2), Mitchell Tinsley (R)

*Italics indicates practice squad* | <sup>Ⓢ</sup> Team Captain | <sup>®</sup> Injured Reserve

<sup>\*</sup>As of August 31, 2023

THREE FORMER LIONS ON NFL COACHING STAFFS

Three former Nittany Lions are patrolling the sidelines as part of NFL coaching staffs in 2023.

- Jeff Nixon (New York Giants, running backs)
- Bobby Engram (Washington, wide receivers)
- Christian Daboll (New York Giants, offensive assistant)



Olumuyiwa Fashanu



## DEFENSIVE NOTES

- **Manny Diaz** is in his second season as Penn State's defensive coordinator and linebackers coach and was a Broyles Award semifinalist.
- Diaz, who has 25 years of collegiate coaching experience, including three as a head coach and 14 as a defensive coordinator, joined PSU after spending six seasons (2016-21) at Miami, including three seasons as head coach (2019-21), where he coached the Hurricanes to three bowl appearances.
- Penn State had 10 All-Big Ten selections on defense in 2022, led by first-team selection CB Joey Porter Jr.
- Porter and CB **Kalen King** were tabbed second-team All-America by the Walter Camp Football Foundation, while Porter added second-team All-America honors from the AFCA, AP & FWAA.
- Penn State ranked 10th in the country in scoring defense (18.2).
- Penn State limited nine opponents to less than 100 rushing yards during the 2022 season (Purdue, 61; Ohio, 99; Central Michigan, 88; Northwestern, 31; Ohio State, 98; Indiana, 65; Maryland, 60; Rutgers, 32; Michigan State, 25).
- PSU held 11 of its last 12 opponents, in 2022, under their season rushing average entering the game and, in the season opener, held Purdue under its 2021 season average (84.2).
- Penn State held opponents to a 52.10 completion percentage (248-of-476), good for fourth in the country and second among Power Five teams.
- PSU held six teams under a 50 percent completion percentage last season (Ohio, 42.5; Northwestern, 40.5; Minnesota, 40.9; Maryland, 47.8; Rutgers, 44.1; Utah, 45.0).
- The Nittany Lions held second in the nation in passing efficiency defense (103.2).
- Penn State led the country with 85 pass breakups.
- PSU had four games with double-digit pass breakups last season (16 at Purdue; 15 vs. Central Michigan; 11 vs. Northwestern; 11 vs. Michigan State).
- King led the Big Ten with 18 pass breakups and 21 passes defended, including three interceptions. He ranked third in the nation in both categories.
- The Nittany Lions placed three on the preseason Bronko Nagurski Trophy watch list with sophomore LB **Abdul Carter**, King and junior DE **Chop Robinson** all landing on the list.
- Penn State is tied for the most representatives on the Nagurski Trophy watch list.
- CB **Johnny Dixon** also returns after recording 10 pass breakups and two interceptions.
- The Nittany Lions finished ninth in the country with 26 takeaways last season (12 fumble recoveries, 14 interceptions).
- Penn State forced multiple turnover in seven games in 2022
- Penn State sat eighth in the country and led the Big Ten in red zone defense, allowing a 73.8 conversion rate. The Nittany Lions made 11 red zone stops last season.
- Penn State recorded at least seven tackles for loss in each of the last eight games of 2022 (Michigan, 7; Minnesota, 7; Ohio State, 7; Indiana, 16; Maryland, 9; Rutgers, 15; Michigan State, 7; Utah, 9).
- Penn State led the Big Ten with 104 tackles for loss and 43 sacks.
- Twenty-six different Nittany Lions posted at least a full tackle for loss, second-most in the nation behind Clemson (27).
- The Nittany Lions had 16 players who have recorded at least one sack in 2022, tied-most in the nation and most among Power Five teams.
- Senior DE **Adisa Isaac** (11), Carter (10.5) and Robinson (10) return after recording double-digit tackles for loss in 2022.
- Penn State is one of two FBS teams who returns three players who recorded 10+ tackles for loss last season.
- Penn State tallied a school-record 16 pass breakups at Purdue, the most by an FBS team in a game since Tulane had 20 vs. East Carolina in 2018.
- Penn State forced four takeaways (two fumbles, two interceptions) at Auburn.
- The Nittany Lions held Northwestern to zero or negative yards on 14 of the Wildcats' 28 rushes (31 total rushing yards).
- Penn State held Northwestern without a first down in the first quarter and forced five three-and-outs to start the game, the most against a Big Ten foe since 2011 vs. Illinois (six).
- The Nittany Lions forced three turnovers against the Wildcats (two fumbles, one interception).
- Penn State forced 11 turnovers in a three-game span (Auburn, Central Michigan, Northwestern), the most in any three-game stretch since forcing 13 in 1996 (5 vs. Northwestern, 5 vs. Michigan, 3 vs. Michigan State).
- At Michigan, LB **Curtis Jacobs** recorded a 47-yard pick-six in the second quarter.
- The Nittany Lions held Michigan to 145 passing yards and limited Minnesota to 175 passing yards.
- PSU forced a red-zone stop against the Buckeyes, after OSU entered the game with a perfect red-zone conversion rate.
- Penn State finished the Indiana game with 16 tackles for loss and six sacks. The 16 tackles for loss are tied for the most in program history.
- The Nittany Lions recorded eight tackles for loss and three sacks in the first quarter. PSU finished the first half with 13 tackles for loss and six sacks.
- The Nittany Lions had 11 players record at least one tackle for loss in the Indiana game. The 11 players with a full tackle for loss are the most in a game for Penn State since the tackle for loss became an official stat.
- Against Maryland, Penn State recorded a shutout, its eighth since 2014, and limited Maryland 134 total yards (74 pass; 60 rush), the fewest since giving up 104 to Purdue in 2019.
- Penn State had six or more sacks in back-to-back games (6, at Indiana; 7, Maryland) for the first time since 2007.
- With two defensive touchdowns at Rutgers, on a 14-yard fumble return by **Kobe King** and a 70-yard fumble return by Ji'Air Brown, it marked the first game since 2005 (vs. Illinois) which Penn State has had multiple defensive touchdowns.
- At Rutgers, Penn State earned its second game with at least 15 tackles for loss in 2022 (Indiana, 16; Rutgers, 15), the first time PSU has recorded 15+ tackle for loss multiple times in a season since 2018 (Kent State, 16; Maryland, 15).
- Penn State tallied nine tackles for loss and two interceptions against Utah.
- Over the last eight seasons, PSU sits second nationally in sacks per game (3.10; trailing only Clemson), third in QB hurries (953), fourth in total pressures generated (1,441), fourth in fewest passing TDs allowed per game (1.08), fifth in fewest passing yards per attempt (6.22), fifth in tackles for loss percentage (10.72) and 10th in fewest rushing yards per attempt (3.57).
- Penn State's 307 sacks over the last eight years (2015-22) are fourth behind Clemson (375), Alabama (351) and Pitt (333).
- Over the last eight years, Penn State has accumulated a 8.49 percent sack percentage (307 sacks on 4,315 plays), which ranks eighth in the FBS.
- Since 2014, Penn State has held opponents to seven or less points 25 times, tied sixth-most among FBS teams. Nineteen of those 25 games have been against Big Ten opponents.
- In the **James Franklin** era, Penn State has recorded eight shutouts, tied fourth-most among FBS teams. PSU also has the fifth-most shutouts (13) in the FBS since 2007.
- Since 2014, PSU has held an opponent under 300 total yards 51 times, seventh-most among FBS teams.
- Since 2014, the Nittany Lions have allowed less than 200 passing yards in 64 games, eighth-most among FBS teams, and have held opponents under 100 passing yards in 17 games in that span, tied 11th-most among FBS teams.
- Since 2014, Penn State has held opponents under 100 rushing yards on 48 occasions, 11th-most among FBS teams, and have held opponents under 50 rushing yards in 18 games, 11th-most among FBS teams.
- Penn State has registered 10 or more tackles for loss 29 times since 2014, tied second-most among FBS teams.
- The Nittany Lions have forced multiple takeaways in a game on 49 occasions since 2014 and did so seven times in 2022.

## CHOP ROBINSON



## ROBINSON STATS

## CAREER TACKLES

45

Robinson has 45 career tackles, including 26 at Penn State.

## CAREER SOLO TACKLES

31

Thirty-one of Robinson's 45 career tackles are solo stops.

## CAREER TFL

12.5

Robinson has tallied 12.5 career tackles for loss, including 10 as a Nittany Lion.

## CAREER SACKS

7.5

Robinson has collected 7.5 career sacks, including 5.5 at Penn State.

## FORCED FUMBLES

1

Robinson has one forced fumble as a Nittany Lion.

# 18 2023 PENN STATE FOOTBALL

## DEFENSIVE LINE NOTES

- **Deion Barnes** is in his first season heading the Nittany Lion defensive line corps. Barnes spent the previous three years on the Penn State staff as a graduate assistant working with the defensive line.
- Barnes was a three-year letterwinner at defensive end for Penn State from 2012-14 and was named Big Ten Freshman of the Year in 2012.
- Barnes helped coach 11 All-Big Ten defensive linemen, including three first-team selections and a second-team All-American in his first three seasons working with the Penn State defensive line.
- The defensive line helped Penn State to post a Big Ten-best 104 tackles for loss and 42 sacks in 2022. PSU tied fourth nationally in tackles for loss and sixth in sacks.
- Redshirt senior DE **Adisa Isaac** has played in 33 games as a Nittany Lion, making 13 starts.
- He owns 55 tackles, 15.5 tackles for loss, seven sacks and a forced fumble in his career.
- Isaac garnered All-Big Ten third team honors from the coaches and shared the team's Reid Robinson Outstanding Offensive Lineman Award with **Chop Robinson**.
- Isaac collected 28 tackles, 11 tackles for loss and four sacks in 2022.
- His 11 tackles for loss tied sixth in the Big Ten and tied third among Big Ten defensive linemen.
- Isaac recorded a career-high three tackles for loss, including a solo sack, at Auburn. He added two QB hurries.
- Isaac posted a career-best five tackles vs. Minnesota.
- He collected two tackles for loss, on back-to-back plays in the first quarter, at Indiana, including a solo sack.
- Isaac had four tackles, including one for loss, against Maryland and recorded a solo sack against Michigan State.
- He notched two tackles for loss in the Rose Bowl Game against Utah.
- Robinson, a junior defensive end, picked up All-Big Ten honorable mention honors from the coaches and media in 2022 and was named Pro Football Focus All-Big Ten second team.
- Robinson is a member of the Bednarik Award, Bronko Nagurski Trophy and Lombardi Award watch lists.
- He is also a preseason second team All-American by Sporting News and Pro Football Focus in 2023.
- He posted 26 tackles, including 10 tackles for loss, 5.5 sacks, a forced fumble, a fumble recovery and two pass breakups.
- According to Pro Football Focus, Robinson led Power Five edge rushers with a 90.6 pass rush grade last season.
- Robinson finished the 2022 season tied seventh in the Big Ten in sacks (5.5) and tied 15th in tackles for loss (10).
- At Auburn, Robinson recorded his first sack as a Nittany Lion with a strip-sack in the second quarter. Robinson also recovered a fumble in the third quarter.
- Robinson had two tackles for loss, including a solo sack, at Indiana, and notched a career-high two sacks and had three solo tackles against Maryland.
- He posted 1.5 sacks in the Rose Bowl.
- Sophomore DE **Dani Dennis-Sutton** tallied 17 tackles, 3.5 tackles for loss, three sacks and an interception in his first year in Happy Valley.
- Dennis-Sutton collected his first career tackle for loss and sack in the fourth quarter at Auburn and followed with two sacks, both in the fourth quarter, against Central Michigan.
- The freshman recorded his first career interception at Indiana, returning it 20 yards to setup a PSU touchdown.
- Redshirt senior DT **Hakeem Beamon** owns 12 career starts and 24 career appearances.
- Beamon totaled 16 tackles and six tackles for loss in 2022.
- He had a solo tackle for loss at Michigan, at Indiana and vs. Maryland. Beamon had 1.5 tackles for loss at Rutgers.
- Redshirt senior DT **Dvon Ellies** has seen valuable time at defensive tackle, making two career starts in 30 appearances.
- Ellies is on watch lists for the Allstate AFCA Good Works Team and the Wuerffel Trophy.
- He forced a fumble in the second quarter at Michigan and recorded a solo sack at Indiana.
- The redshirt senior notched a solo tackle for loss vs. Ohio State.
- Junior DT **Coziah Izzard**, sophomore DT **Zane Durant**, junior DE **Amin Vanover** and sophomore DT **Jordan van den Berg** all gained playing time in 2022.



Adisa Isaac

## COACHING STAFF NOTES

### COACHING STAFF CHANGES

- The Nittany Lion coaching staff has two new faces for the 2023 season with the addition of wide receivers coach/offensive recruiting coordinator **Marques Hagans** and defensive line coach **Deion Barnes**.
- Hagans joined Penn State staff after serving as the Associate Head Coach/Wide Receivers Coach at Virginia for the previous 11 years.
- During his time at Virginia, Hagans coached 10 of the top 15 career receptions leaders in program history.
- Hagans was a four-year letterman at Virginia from 2002-05 and currently sits No. 10 all-time in passing yards with 4,877. He also ranks seventh in total offense with 5,779 yards.
- He was selected, as a receiver, in the fifth round (144th overall) of the 2006 NFL Draft by the St. Louis Rams.
- Barnes spent the previous three years on the Penn State staff as a graduate assistant working with the defensive line.
- Following a professional playing career in the NFL and the AAF, Barnes joined the Penn State coaching staff in 2020.
- During his three seasons working with the defensive line, Barnes helped coach 11 All-Big Ten defensive linemen, including three first-team selections and a second-team All-American.
- Barnes tutored defensive tackle PJ Mustipher, who was a two-time captain for the Nittany Lions and a three-time All-Big Ten honoree.
- During the 2022 season, Penn State led the Big Ten with 104 tackles for loss (T-4th nationally) and 42 sacks (T-6th).

## ASSISTANT COACHES



**Manny Diaz**  
Defensive Coord./  
Linebackers  
Field



**Mike Yurcich**  
Offensive Coord./  
Quarterbacks  
Booth  
Mike YUR-sitch



**Stacy Collins**  
Special Teams  
Coord./Outside LB/  
Nickels  
Field



**Deion Barnes**  
Defensive Line  
Field



**Marques Hagans**  
Wide Receivers  
Field  
Marcus HAY-ginns



**Ty Howle**  
Co-Offensive Coord./  
Tight Ends  
Booth  
Ty Howl



**Anthony Poindexter**  
Co-Defensive  
Coordinator/Safeties  
Booth



**Ja'Juan Seider**  
Co-Offensive Coord./  
Running Backs  
Field  
JAY-juan cider



**Terry M. Smith**  
Assoc. Head Coach/  
Cornerbacks  
Field



**Phil Trautwein**  
Offensive Line  
Field  
Phil trout-wine

CORNERBACKS NOTES

- **Terry M. Smith** is in his 10th season as Penn State's cornerbacks coach. He is also the program's associate head coach and defensive recruiting coordinator.
- Smith has tutored a secondary which has seen 11 defensive backs taken in the NFL Draft since 2016, including two in 2023, tied for the fourth-most nationally.
- **Joey Porter Jr.** was selected 32nd overall by the Pittsburgh Steelers in the 2023 NFL Draft.
- Smith was a four-year letterwinner (1988-91) and three-year starter at wide receiver at Penn State. He ranks tied for 10th in career receiving touchdowns (15), 13th in career receiving yardage (1,825) and 14th in career receptions (108).
- In 2022, Penn State held opponents to a 52.10 completion percentage (248-of-476), good for fourth in the country and second among Power Five teams.
- PSU held six teams under a 50 percent completion percentage last season (Ohio, 42.5; Northwestern, 40.5; Minnesota, 40.9; Maryland, 47.8; Rutgers, 44.1; Utah, 45.0).
- Penn State led the country with 85 pass breakups. The Nittany Lions have recorded 80 or more pass breakups in a season on nine occasions.
- PSU had four games with double-digit pass breakups (16 at Purdue; 15 vs. Central Michigan; 11 vs. Northwestern; 11 vs. Michigan State).
- Junior **Kalen King** was tabbed second-team All-America by the Walter Camp Football Foundation, third-team All-America by Pro Football Focus and honorable mention All-America by Phil Steele in 2022.
- King begins the 2023 season on watch lists for the Bednarik Award, Bronko Nagurski Trophy, Butkus Award, Lott IMPACT Trophy and Jim Thorpe Award.
- He was named Preseason All-America first team by the Associated Press and Pro Football Focus.
- The Detroit native finished the 2022 campaign with 30 tackles, three tackles for loss, a forced fumble, a fumble recovery, three interceptions and 18 pass breakups.
- King's 18 pass breakups led the Big Ten and ranked third in the country.
- He also paced the conference in passes defended (21), also good for third in the nation.
- According to Coaches By The Numbers, King held opponents to a 40% completion percentage (23-of-57) and a 26.2 passer rating when targeted in 2022.

- King forced and recovered a fumble against Central Michigan, his second career forced fumble and first recovery. He also broke up four passes.
- He recorded his first career interception at Indiana and picked off a pass in the Rose Bowl Game against Utah.
- King registered a solo tackle for loss in the third quarter at Michigan and notched a solo tackle for loss vs. Ohio State.
- The sophomore broke up a career-high five passes and grabbed his second interception of the season against Michigan State, while also adding a tackle for loss.
- Senior **Johnny Dixon** started six games last season while collecting 23 tackles, 4.5 tackles for loss, three sacks, two interceptions, a forced fumble and 10 pass breakups.
- Dixon was an honorable mention All-Big Ten selection by the media.
- He led all Big Ten cornerbacks in sacks (3) and tied sixth in the Big Ten with 10 pass breakups last season.
- Dixon joined King (18) and Joey Porter Jr. (11) as Nittany Lions with double-digit pass breakups in 2022.
- According to Coaches By The Numbers, Dixon allowed a 31.4 completion percentage (11-of-35) and an 18.4 passer rating when targeted last season.
- The 31.4 completion percentage was the second-best in the country among anyone targeted at least 35 times and was the best of returning FBS players.
- Dixon registered his first career sack and broke up two passes against Purdue last season. He added a career-high 1.5 tackles for loss and a solo sack against Ohio.
- He intercepted a pass and tallied three pass breakups against Central Michigan.
- The senior registered a solo sack and forced a fumble against Ohio State. He added a solo tackle for loss at Indiana.
- Dixon recorded his second interception of the season at Rutgers.
- Redshirt senior **Daequan Hardy** accounted for 13 tackles, a half-sack, one interception, one forced fumble and four pass breakups in 2022.
- According to Coaches By The Numbers, Hardy allowed a 39 completion percentage (9-of-23) when targeted last season.
- Hardy forced a fumble in the third quarter at Michigan and picked off a pass and returned it 18 yards at Indiana.
- Sophomore **Cam Miller** played in 11 games in 2022, totaling five tackles.

KALEN KING



KING STATS

CAREER TACKLES

53

King has recorded 53 tackles as a Nittany Lion.

CAREER SOLO TACKLES

38

Thirty-eight of King's 53 tackles are solo stops.

CAREER PASS BREAKUPS

23

King owns 23 career pass breakups, including 18 in 2022.

CAREER INTERCEPTIONS

3

King has three career interceptions.

CAREER FORCED FUMBLES

2

King has registered two forced fumbles in his PSU career.



Johnny Dixon



Daequan Hardy

LINEBACKERS NOTES

- In addition to leading the defense, **Manny Diaz** also coaches the linebacker unit.
- Penn State's linebacker corps returns a four-year veteran in **Curtis Jacobs**, an honorable mention All-Big Ten selection in 2022, who has played in 32 career games and made 23 starts.
- Jacobs owns 122 career tackles, 15 tackles for loss, seven sacks, a forced fumble, two fumble recoveries and two interceptions.
- He is on the Butkus Award watch list and posted 52 tackles, 7.5 tackles for loss and four sacks.
- Jacobs earned his first career fumble recovery on a muffed punt by Central Michigan. Jacobs also recovered a fumble against Northwestern.
- The Maryland native recorded a 47-yard pick-six in the second quarter at Michigan.
- Jacobs registered a career-high 14 tackles (7 solo) and two tackles for loss vs. Minnesota.
- He tied a career high with two tackles for loss at Rutgers, including a strip-sack for his first career forced fumble.
- Jacobs tallied two sacks in the Rose Bowl Game against Utah.
- Sophomore **Abdul Carter** paced all Big Ten freshmen in tackles for loss (10.5) and sacks (6.5). Among FBS freshmen, he was tied third in sacks and ranks third in tackles for loss.
- He also led Big Ten freshmen in forced fumbles (2) and was second in tackles (56).
- Since 2000, Carter and Dan Connor (15 TFL, 6.5 sacks; 2007) are the only Penn State linebackers to put up 10+ tackles for loss and 6+ sacks in a season and Carter and Deion Barnes (10 TFL, 6 sacks; 2012) are the only Penn State freshman with 10+ tackles for loss and 6+ sacks in a season.
- Carter is on watch lists for the Bednarik Award, Bronko Nagurski Trophy, Butkus Award, Lombardi Award and Lott IMPACT Trophy.
- The sophomore was named Pro Football Focus Preseason All-America honorable mention.
- He was tabbed second-team All-Big Ten by the media and third-team by the coaches in 2022.
- The true freshman made six stops (all solo) at Auburn, tying for the team lead. Carter added his first career sack, and tackle for loss, and forced a fumble in the second quarter, his first career forced fumble.
- He tallied seven tackles, a sack, a forced fumble, a pass breakup and two QB hurries against Maryland.
- Carter registered career highs with three tackles for loss and two sacks against Michigan State.
- Junior **Tyler Elsdon** collected 44 tackles in 2022.
- Elsdon registered his first career sack at Rutgers and recovered his first career fumble against Michigan State.
- Redshirt freshman **Kobe King** recorded 41 tackles, including four tackles for loss.
- King collected a career-best eight tackles, including 2.5 for loss, at Indiana, and had a 14-yard scoop-and-score at Rutgers, his first career fumble recovery and touchdown.
- At Rutgers, **Dominic DeLuca** finished the game with a career-high 1.5 tackles for loss, including his first career sack.
- Redshirt freshman **Keon Wylie** saw playing time in three games and registered a half-sack in the Rose Bowl.
- Penn State has 71 linebackers drafted all-time, the most for any school.



Curtis Jacobs

SAFETIES NOTES

- Co-Defensive coordinator/safeties coach **Anthony Poindexter** is in his third season on the Nittany Lion coaching staff.
- Poindexter has 19 years of collegiate coaching experience, including seven as a defensive or co-defensive coordinator.
- As a player, Poindexter, a two-time consensus All-American at Virginia and was chosen as the 1998 ACC Defensive Player of the Year.
- Poindexter was inducted into the College Football Hall of Fame in 2020.
- Penn State led the country with 85 pass breakups in 2022, including seven by senior **Keaton Ellis**.
- PSU had four games with double-digit pass breakups in 2022 (16 at Purdue; 15 vs. Central Michigan; 11 vs. Northwestern; 11 vs. Michigan State) and held opponents to a 52.10 completion percentage (248-of-476), good for fourth in the country and second among Power Five teams.
- PSU held six teams under a 50 percent completion percentage last season (Ohio, 42.5; Northwestern, 40.5; Minnesota, 40.9; Maryland, 47.8; Rutgers, 44.1; Utah, 45.0).
- The Nittany Lions held second in the nation in passing efficiency defense (103.2).
- Ellis, a team captain, brings a wealth of experience to the Penn State secondary, having appeared in 43 career games, making 20 starts.
- In his career, Ellis owns 72 tackles (45 solo), three tackles for loss, three forced fumbles, one fumble recovery, an interception and 12 pass breakups.
- He tallied a career-best four pass breakups at Purdue in 2022.
- Ellis had five tackles and a solo tackle for loss vs. Ohio State and collected a solo tackle for loss at Rutgers.
- Redshirt sophomore **Zakee Wheatley** has played in 17 career games, including all 13 in 2022.
- Wheatley collected 27 tackles, two interceptions, a forced fumble and a pass breakup a year ago.
- The Maryland native forced a fumble at Purdue, which led to a touchdown drive at the end of the second quarter.
- Wheatley recorded his first career interception in the first quarter at Auburn.
- He had an interception against Central Michigan, returning it 34 yards. He also had a career-high five tackles.
- Junior **Jaylen Reed** has played in 21 contests and appeared in all 13 games a season ago.
- Reed tallied 31 tackles, two tackles for loss and three pass breakups in 2022.
- He made three tackles in each game against Purdue, Auburn, Central Michigan and Northwestern.
- Reed recorded four tackles at Michigan and a career-high five tackles, including a tackle for loss, at Indiana. Also had a tackle for loss against Ohio State.
- Sophomore **Kevin Winston Jr.** saw playing time in 11 games in his first year in Happy Valley.
- Winston recorded 16 stops, including 11 solo, and one tackle for loss.
- He made his debut against Ohio, recording three tackles.
- Winston registered his first career tackle for loss at Rutgers.
- Redshirt freshman **Mehki Flowers** appeared in two games in 2022.



Keaton Ellis

ABDUL CARTER



CARTER STATS

CAREER TACKLES

56

Carter has made 56 tackles in his PSU career.

CAREER SOLO TACKLES

36

Thirty-six of Carter's 56 tackles have been solo stops.

CAREER TACKLES FOR LOSS

10.5

Carter has recorded 10.5 career tackles for loss.

CAREER SACKS

6.5

The sophomore has posted 6.5 career sacks.

CAREER FORCED FUMBLES

2

Carter has notched two career forced fumbles.

## LETTERMEN MAKING THEIR RETURN

- Ten members of the Penn State coaching and support staffs played at Penn State.
- Associate head coach/cornerbacks coach **Terry M. Smith** was a three-year starter at wide receiver from 1989-91.
- Co-offensive coordinator and tight Ends Coach **Ty Howle** was a four-year letterwinner on the Penn State offensive line from 2009-13. He played in 47 career games, making 13 starts.
- Defensive line coach **Deion Barnes** made 31 starts as a Nittany Lion from 2012-14. In 2014, Barnes tallied 12.5 tackles for loss and six sacks. He led PSU with 10 tackles for loss and six sacks in 2012 to earn consensus freshman All-American honors.
- Defensive graduate assistant **Torrence Brown** was a three-year letterman on the defensive line for the Nittany Lions (2015-17). He appeared in 30 career games, making seven starts.
- Defensive analyst **Dan Connor** was a two-time first-team All-America linebacker for Penn State in 2006 and 2007, the 14th Nittany Lion to be named a two-time first-team All-American. He finished his career as Penn State's all-time leader with 419 tackles.
- Offensive analyst **Calvin Lowry** was a first-team All-Big Ten safety for the Nittany Lions. He totaled nine career interceptions and was PSU's leading punt returner for three seasons.
- Assistant director of performance enhancement **Tyrone Smith** was a defensive tackle for Penn State and lettered during the 2014 season.
- Recruiting coordinator **Alan Zemaitis** letterman and three-time All-Big Ten selection for the blue and white from 2002-05. Zemaitis sits tied fifth all-time at Penn State with 12 career interceptions. He also holds fifth all-time at Penn State with 46 passes defended. Zemaitis helped the Nittany Lions to a Big Ten Championship in 2005.
- Director of Football Academic Services **Todd Kulka** lettered as a linebacker and graduated in 1995. He helped Penn State to a 9-3 record and an Outback Bowl victory in 1995.
- Director of the Football Letterman's Club **Wally Richardson** was a four-year letterman as a quarterback in 1992 and 1994-96. Richardson ranks 12th all-time at Penn State with 4,419 career passing yards. He also sits eighth all-time with 378 completions and 12th all-time with 27 touchdown passes.

## SPECIAL TEAMS NOTES

- **Stacy Collins** is in his second season as Penn State's special teams coordinator/outside linebacker/nickels coach. Collins has 25 years of collegiate coaching experience.
- Last season, Collins helped Chris Stoll to win the Patrick Mannely Award, honoring the nation's top long snapper.
- According to Coaches By The Numbers, since 2019, Penn State's kick return defense ranks fourth in the nation in percentage of kickoffs returned (17.7; 1st in B1G), fifth in touchback percentage (74.3; 1st), eighth in percentage of kickoffs returned inside the 25 (72.5; 5th) and 12th in average opponent field position (25.3; 4th).
- Since 2019, Penn State's punt return defense is first in the country in punts inside the 10 (19.7 percent; 1st B1G), ranked third in punts inside the 20 (44.5; 3rd) and seventh in net punting (41.4; 2nd).
- Since 2017, Penn State leads the Big Ten averaging 8.8 yards per punt return (46th nationally).
- Since 2017, Penn State has scored seven special teams touchdowns (four kick return, three punt return), ranking fourth in the Big Ten.
- Penn State is one of 10 FBS schools that has not allowed a special teams touchdown since the start of the 2019 season (48-straight games).
- Senior K **Alex Felkins** transferred to Penn State from Columbia, where he earned his degree in psychology.
- Felkins was selected first-team All-Ivy League in 2022, second-team All-Ivy League in 2021 and All-Ivy League honorable mention in 2019.
- He was also named third-team freshman All-America by Phil Steele in 2019.
- Felkins owns four games with three field goal makes.
- He has hit three career field goals of 50+ yards and is 75-of-79 on extra points.
- In 2022, Felkins was 11-of-16 on field goals, including a long of 53 yards.
- In 2021, he ranked first in the Ivy League in field goals per game (1.6; eighth nationally), second in kick scoring (73) and fourth in total scoring (73).
- Senior P **Riley Thompson** transferred from Florida Atlantic.
- Thompson is a member of the Ray Guy Award watch list.
- Was named to The Athletic's and College Football News' Freshman All-American in 2022 and was voted honorable mention All-Conference USA.
- In 2022, Thompson totaled 61 punts for 2,770 yards with a long of 71.
- Thompson blasted 15 punts of 50+ yards and landed 26 punts inside the 20 and six punts inside the 10, while giving up only three touchbacks.
- The Melbourne, Australia native finished second in Conference USA with a 45.4 punt average (12th nationally) and punts inside the 20 (26; t-15th) and third in net punting (41.8; 15th).
- He averaged over 50 yards per punt against UAB (50.9) and FIU (53.8).
- Freshman P **Alex Bacchetta** made his collegiate debut against Maryland in 2022 and landed both of his punts inside the 20 and one inside the 10.
- All-Big Ten second team KR **Nicholas Singleton** scored on a 100-yard kickoff return at Rutgers in 2022, tied for the second-longest kick return touchdown in program history.
- Singleton had PSU's first kickoff return touchdown since Lamont Wade (100 yards) against Illinois in 2020.
- It was PSU's third kickoff return of 100 or more yards, joining Wade and Chaz Powell (100 yards vs. Youngstown State, 2010).
- Singleton averaged 24.9 yards per kick return last season and tallied seven returns of 20 or more yards.
- Redshirt sophomore SN **Tyler Duzansky** has appeared in seven career games.
- LB **Dominic DeLuca** has been voted as a captain and was awarded No. 0 as the team's special teams leader.
- DeLuca blocked a punt against Minnesota in 2022, PSU's first since Journey Brown against Buffalo in 2019.

## RILEY THOMPSON



## THOMPSON STATS

## PUNT AVERAGE

45.4

Thompson has a 45.4 career punt average, totaling 2,770 yards on 61 punts

## NET PUNTING

41.8

Thompson has a career 41.8 net punting average

## INSIDE THE 20

26

Thompson has dropped 26 career punts inside the 20

## INSIDE THE 10

6

Thompson has landed 6 career punts inside the 10

## 50+ YARD PUNTS

15

Thompson has blasted 15 punts of 50+ yards in his career

# 22 2023 PENN STATE FOOTBALL

## NUMERICAL ROSTER (0-40)

NO.	NAME	POS.	EL.	HT.	WT.	HIGH SCHOOL/COACH	HOMETOWN
0	DeLuca, Dominic *	LB	R-So.	6-1	218	Wyoming Area/Randy Spencer	West Pittston, Pa.
1	Lambert-Smith, KeAndre ***	WR	Jr.	6-1	185	Maury/Dyrry McCain	Norfolk, Va.
1	Reed, Jaylen **	S	Jr.	6-0	205	Martin Luther King Jr./Tyron Spencer	Detroit, Mich.
2	Clifford, Liam *	WR	R-So.	6-1	201	St. Xavier/Steve Specht	Maineville, Ohio
2	Ellis, Keaton ****	S	Sr.	5-11	190	State College Area/Matt Lintal	State College, Pa.
3	Cephas, Dante	WR	R-Sr.	6-0	193	Penn Hills/Jon LeDonne/Kent State	Pittsburgh, Pa.
3	Dixon, Johnny **	CB	Sr.	6-0	196	Chamberlain/Jason Lane/South Carolina	Tampa, Fla.
4	King, Kalen **	CB	Jr.	5-11	190	Cass Tech/Thomas Wilcher	Detroit, Mich.
4	Meiga, Malick *	WR	Jr.	6-4	203	Cegep du Vieux/Renaldo Sagesse	Saint Jerome, Que.
5	Evans, Omari *	WR	So.	6-0	189	Shoemaker/Toby Foreman	Killeen, Texas
5	Miller, Cam *	CB	So.	6-0	183	Trinity Christian Academy/Verlon Dorminey	Fernandina Beach, Fla.
6	Wallace III, Harrison *	WR	R-So.	6-1	194	Pike Road/Patrick Browning	Montgomery, Ala.
6	Wheatley, Zakee *	S	R-So.	6-2	198	Archbishop Spalding/Kyle Schmitt	Crofton, Md.
7	Saunders, Kaden	WR	R-Fr.	5-10	175	Westerville South/Matthew Christ	Columbus, Ohio
8	Johnson, Tyler	WR	R-Fr.	6-0	183	Magna Vista/Joe Favero	Martinsville, Va.
8	Nelson, DaKaari	S	Fr.	6-3	220	Selma/Willie Gandy	Livingston, Ala.
9	Mack, King	S	Fr.	5-10	188	St. Thomas Aquinas/Roger Harriott	Miami, Fla.
9	Pribula, Beau	QB	R-Fr.	6-2	203	Central York/Gerry Yonchiuk	York, Pa.
10	Flowers, Mehki	S	R-Fr.	6-0	190	Central Dauphin East/Lance Dean	Harrisburg, Pa.
10	Singleton, Nicholas *	RB	So.	6-0	222	Governor Mifflin/Jeff Lang	Shillington, Pa.
11	Carter, Abdul *	LB	So.	6-3	249	La Salle College High School/John Steinmetz	Philadelphia, Pa.
11	McClain, Malik	WR	Jr.	6-4	206	IMG Academy (Fla.)/Bobby Acosta/Florida State	Daphne, Ala.
12	Ivey, Anthony	WR	R-Fr.	5-11	180	Manheim Township/Mark Evans	Lancaster, Pa.
12	Tracy, Zion	CB	Fr.	5-11	180	St. Thomas More (Conn.)/Ernest Anderson	Hempstead, N.Y.
13	Allen, Kaytron *	RB	So.	5-11	222	IMG Academy (Fla.)/Pepper Johnson	Norfolk, Va.
13	Rojas, Tony	LB	Fr.	6-2	225	Fairfax/Trey Taylor	Fairfax, Va.
14	Mills, Tyrece	S	R-Jr.	6-1	198	Northeast/Troy Gore/Lackawanna College	Philadelphia, Pa.
14	Smolik, Jaxon	QB	Fr.	6-1	197	Dowling Catholic/Tom Wilson	Van Meter, Iowa
15	Allar, Drew *	QB	So.	6-5	242	Medina/Larry Laird	Medina, Ohio
15	Vanover, Amin *	DE	Jr.	6-4	268	St. Joseph's/Augie Hoffman	Newark, N.J.
16	Dinkins, Khalil	TE	R-So.	6-4	245	North Allegheny/Art Walker	Wexford, Pa.
16	Washington II, Elliot	CB	Fr.	5-11	192	Venice/John Peacock	Venice, Fla.
17	Kiesewetter, Karson	QB	Fr.	5-10	187	Bishop Guilfoyle/Justin Wheeler	Altoona, Pa.
17	Stahl, Mason	WR	R-Jr.	6-0	202	Baldwin/Loran Cooley	Pittsburgh, Pa.
18	Schlaffer, Joey	TE	Fr.	6-5	226	Exeter Township/Matt Bauer	Reading, Pa.
18	Townley Jr., Davon	DT	R-So.	6-6	277	North Community/Charles Adams	Minneapolis, Minn.
19	Lambert, Jack	QB	Fr.	6-3	201	Topsail/Jack Teachey	Hampstead, N.C.
19	Lyons, Jameial	DE	Fr.	6-5	246	Roman Catholic/Rick Prete	Philadelphia, Pa.
20	Isaac, Adisa ***	DE	R-Sr.	6-4	249	Canarsie/Brian Ellis	Brooklyn, N.Y.
21	Taylor, Carmelo	WR	Fr.	5-11	169	Patrick Henry/Alan Fiddler	Roanoke, Va.
21	Winston Jr., Kevin *	S	So.	6-2	203	DeMatha Catholic/Bill McGregor	Columbia, Md.
23	Jacobs, Curtis ***	LB	Jr.	6-1	235	McDonogh School/Hakeem Sule	Glen Burnie, Md.
23	Potts, Trey	RB	R-Sr.	5-9	215	Williamsport/Chuck Crews/Minnesota	Williamsport, Pa.
24	Montgomery, London	RB	Fr.	5-10	185	Scranton Prep/Terry Gallagher	Scranton, Pa.
24	Robinson, Ta'Mere	LB	Fr.	6-3	222	Brashear/Andrew Moore	Pittsburgh, Pa.
25	Hardy, Daequan ***	CB	R-Sr.	5-9	178	Penn Hills/Jon LeDonne	Pittsburgh, Pa.
25	Kency, DK	RB	Fr.	5-7	175	Archbishop Shaw/Hank Tierney	Marrero, La.
26	Wallace, Cam	RB	Fr.	5-9	191	Montgomery County/Don Vandygriff	Mount Vernon, Ga.
27	Payne Jr., Lamont	CB	Fr.	6-0	188	Chartiers Valley/Aaron Fitzpatrick	Carnegie, Pa.
28	Durant, Zane *	DT	So.	6-1	285	Lake Nona/Anthony Paradiso	Lake Nona, Fla.
29	Collins, Audavion	CB	R-Fr.	5-11	172	Newton/Camiel Grant/Mississippi State	Covington, Ga.
30	Davis, Amiel	RB	R-So.	6-0	208	Eastern Regional/John Doherty	Voorhees, N.J.
30	Hlavac, George	CB	R-Jr.	5-11	175	Allentown Central Catholic/Tim McGorry	Orefield, Pa.
31	Dinkins, Kolin	CB	R-Fr.	6-2	194	North Allegheny/Art Walker	Wexford, Pa.
32	Wylie, Keon	LB	R-Fr.	6-2	218	Imhotep Charter/Devon Johnson	Philadelphia, Pa.
33	Dennis-Sutton, Dani *	DE	So.	6-5	261	McDonogh School (Md.)/Hakeem Sule	Millsboro, Del.
34	Holzworth, Tyler	RB	R-So.	6-0	218	Delaware Valley Regional/Keith Olsommer/Delaware Valley	Milford, N.J.
35	Sokach-Minnick, Blaise	SN	R-Fr.	6-3	214	Wyoming Area/Randy Spencer	West Pittston, Pa.
35	Tutty, Jace	CB	R-So.	5-11	216	Stroudsburg/Jim Miller	Stroudsburg, Pa.
36	Fisher, Zuriah *	DE	R-Jr.	6-3	254	Aliquippa/ Mike Warfield	Aliquippa, Pa.
38	Smith, Tank	RB	R-Sr.	5-7	229	Penn Hills/Jon LeDonne/Saint Francis (Pa.)	Pittsburgh, Pa.
38	Yates, Winston	LB	Fr.	6-2	205	Paul VI/Steve Scuderi	Moorestown, N.J.
39	Blanding, Ty	DT	Fr.	6-1	274	Christ the King/Jason Brown	Bronx, N.Y.
39	Green, Jashaun	S	R-Fr.	6-1	173	State College Area/Matt Lintal	State College, Pa.
40	Williams, Patrick	S	R-Fr.	6-0	198	Eagle Academy 2/Kyron Jones	Brooklyn, N.Y.

## NUMERICAL ROSTER (41-99)

NO.	NAME	POS.	EL.	HT.	WT.	HIGH SCHOOL/COACH	HOMETOWN
41	King, Kobe *	LB	R-So.	6-1	242	Cass Tech/Thomas Wilcher	Detroit, Mich.
42	Robinson, Mason	DE	Fr.	6-3	243	McDonogh School/Hakeem Sule	Randallstown, Md.
43	Eldson, Tyler **	LB	Jr.	6-2	229	North Schuylkill/Wally Hall	Frackville, Pa.
44	Robinson, Chop *	DE	Jr.	6-3	254	Quince Orchard/John Kelley/Maryland	Gaithersburg, Md.
44	Warren, Tyler **	TE	Jr.	6-6	257	Atlee/Matt Gray	Mechanicsville, Va.
45	Pryts, Jackson	LB	R-Fr.	6-3	204	Hickory/William Dungee	Hermitage, Pa.
47	Palko, Joey	DE	Fr.	6-2	231	Pottsville Area/Tom McGeoy	Pottsville, Pa.
47	Patton, Will	SN	R-Fr.	6-4	224	Shenango/James Graham	New Castle, Pa.
48	Duzansky, Tyler	SN	R-So.	6-4	215	St. Francis Prep/Bob McMillen	Glen Ellyn, Ill.
48	Keys, Kaveion	LB	Fr.	6-2	225	Varina/Marcus Lewis	Richmond, Va.
49	Chizmar, Ben	LB	R-So.	6-0	233	Mars Area/Scott Heinauer	Gibsonia, Pa.
50	Ford Jr., Alonzo	DT	Jr.	6-2	298	Varina/Marcus Lewis/Old Dominion	Richmond, Va.
51	Beamon, Hakeem **	DT	R-Sr.	6-3	290	Manchester/Tom Hall	Midlothian, Va.
52	Rulli, Dominic	OL	R-Fr.	6-3	287	The Taft School (Conn.)/Tyler Whitley	Burlington, Ky.
52	van den Berg, Jordan *	DT	R-So.	6-3	310	Providence Christian/Parker Conley/Iowa Western	Johannesburg, South Africa
53	Dawkins, Nick *	OL	R-Jr.	6-4	315	Parkland/Tim Moncman	Allentown, Pa.
54	Harvie, Ian	OL	R-Fr.	6-2	271	Spring-Ford/Chad Brubaker	Royersford, Pa.
55	Onoh, Chimdy	OL	Fr.	6-5	300	Dundalk/Thomas Abel	Baltimore, Md.
56	Mupoyi, Joseph	DE	Fr.	6-5	246	St. Thomas More (Conn.)/Ernest Anderson	Kinshasa, DR of the Congo
56	Nelson, JB *	OL	R-Jr.	6-5	334	Mount Lebanon/Bob Palko/Lackawanna College	Pittsburgh, Pa.
57	Traore, Ibrahim	OL	R-Jr.	6-5	312	Frederick Douglas Academy 1/Andrew Kell	Bronx, N.Y.
58	Artis, Kaleb	DT	R-Fr.	6-4	319	St. Francis Prep/Rich Carroll	Westbury, N.Y.
58	Tengwall, Landon **	OL	R-So.	6-6	317	Good Counsel/Andy Stefanelli	Annapolis, Md.
62	Powers, Liam	OL	Fr.	6-2	292	Central Bucks East/John Donnelly	Doylestown, Pa.
63	Birchmeier, Alex	OL	Fr.	6-5	304	Broad Run/Myron Curtis	Ashburn, Va.
64	Nourzad, Hunter *	OL	R-Sr.+	6-3	320	The Walker School/Matt Casper/Cornell	Marietta, Ga.
65	Fitzgerald, Jim	OL	R-Fr.	6-7	318	Archbishop Spalding/Kyle Schmitt	Severna Park, Md.
66	Shelton, Drew *	OL	So.	6-5	306	Downingtown West/Mike Milano	Downingtown, Pa.
67	Boehme, Henry	OL	Fr.	6-5	273	Mountain Brook/Chris Yeager	Birmingham, Ala.
68	Donkoh, Anthony	OL	Fr.	6-5	323	Lightridge/Bobby Eavenson	Aldie, Va.
70	Williams, J'ven	OL	Fr.	6-5	303	Wyomissing/Bob Wolfrum	Reading, Pa.
71	Ioane, Olaivavega	OL	R-Fr.	6-4	348	Graham-Kapowsin/Eric Kurle	Graham, Wash.
73	Wallace, Caedan ***	OL	R-Sr.	6-5	328	The Hun School/Todd Smith	Robbinsville, N.J.
74	Fashanu, Olumuyiwa **	OL	Jr.	6-6	317	Gonzaga College High School/Randy Trivers	Waldorf, Md.
75	Detisch, Matt	OL	R-Fr.	6-6	300	Mars Area/Scott Heinauer	Mars, Pa.
77	Wormley, Sal *	OL	R-Sr.	6-3	324	Smyrna (Del.)/Mike Judy	Newark, N.J.
78	Israel-Achumba, Golden	OL	R-Jr.	6-4	332	DeMatha Catholic/Bill McGregor	Bowie, Md.
79	Penn, Addison	OL	R-Jr.	6-2	304	Carroll/Riley Dodge/Duke	Southlake, Texas
80	Driver, Cristian	WR	R-Fr.	5-11	188	Liberty Christian/Jason Witten	Flower Mound, Texas
81	Mahlert, Jan	WR	R-So.	5-11	179	Christoph-Probst Gymnasium/Lukas Schmid	Deutschland, Germany
82	Black, Ethan	WR	Fr.	5-9	165	Conemaugh Township/Tony Penna	Davidsville, Pa.
83	Spencer, Jake	WR	R-Jr.	5-10	214	Haverford School/Michael Murphy/Colgate	Gladwyne, Pa.
84	Johnson, Theo ***	TE	Jr.	6-6	260	Holy Names Catholic/Rob McIntyre	Windsor, Ont.
86	Estrella, Jason	WR	R-So.	6-2	186	Liberty/John Truby	Bethlehem, Pa.
87	Rappleyea, Andrew	TE	Fr.	6-4	243	Milton Academy (Mass.)/Kevin MacDonald	Millbrook, N.Y.
88	Cross, Jerry	TE	R-Fr.	6-5	254	Rufus King/Thomas Wozniak	Milwaukee, Wis.
88	Siafa, Sam	DT	R-Fr.	6-4	277	Downingtown West/Mike Milano	Downingtown, Pa.
89	Furmanek, Finn	TE	Fr.	6-3	218	State College Area/Matt Lintal	State College, Pa.
91	Ellies, Dvon **	DT	R-Sr.	6-1	298	McDonogh School/Hakeem Sule	Burtonsville, Md.
91	Felkins, Alex	K	Sr.	6-3	200	Holland Hall/Tag Gross/Columbia University	Tulsa, Okla.
92	Vilbert, Smith *	DE	R-Sr.	6-6	278	St Joseph's Regional (N.J.)/Augie Hoffman	Monsey, N.Y.
93	Mears, Bobby	DE	Fr.	6-4	227	Malvern Prep/Dave Gueriera	West Chester, Pa.
93	Sahaydak, Sander	K	R-So.	6-0	177	Liberty/John Truby	Bethlehem, Pa.
94	Barker, Ryan	K/P	Fr.	6-2	209	Kennett/Lance Fraizer	Landenberg, Pa.
94	Wilson, Jake *	DE	R-Jr.	6-3	247	Nazareth Area/Tom Falzone	Nazareth, Pa.
95	Thompson, Riley	P	Sr.	6-1	209	Haileybury/-/Deakin/Florida Atlantic	Melbourne, Australia
96	Groh, Mitchell	P	R-So.	6-1	190	Dallastown Area/Ron Miller	Dallastown, Pa.
97	Bacchetta, Alex	P	R-Fr.	6-2	220	The Westminster Schools/Gerry Romberg	Atlanta, Ga.
99	Izzard, Coziah **	DT	Jr.	6-3	295	DeMatha Catholic/Bill McGregor	Columbia, Md.
99	Nwosu, Gabriel	P	R-So.	6-6	274	The Bullis School/Patrick Cilento	Derwood, Md.

\* - Letters won

As of August 29, 2023

Note: As a result of eligibility not counting for the 2020 season, extra years of eligibility are marked on the back end of student-athletes' career (a "+" symbol will be added on the end of "Sr." to indicate the extra year of eligibility being used).

# 24 2023 PENN STATE FOOTBALL

## ALPHABETICAL ROSTER (A-MA)

NO.	NAME	POS.	EL.	HT.	WT.	HIGH SCHOOL/COACH	HOMETOWN
15	Allar, Drew *	QB	So.	6-5	242	Medina/Larry Laird	Medina, Ohio
13	Allen, Kaytron *	RB	So.	5-11	222	IMG Academy (Fla.)/Pepper Johnson	Norfolk, Va.
58	Artis, Kaleb	DT	R-Fr.	6-4	319	St. Francis Prep/Rich Carroll	Westbury, N.Y.
97	Bacchetta, Alex	P	R-Fr.	6-2	220	The Westminster Schools/Gerry Romberg	Atlanta, Ga.
94	Barker, Ryan	K/P	Fr.	6-2	209	Kennett/Lance Fraizer	Landenberg, Pa.
51	Beamon, Hakeem **	DT	R-Sr.	6-3	290	Manchester/Tom Hall	Midlothian, Va
63	Birchmeier, Alex	OL	Fr.	6-5	304	Broad Run/Myron Curtis	Ashburn, Va
82	Black, Ethan	WR	Fr.	5-9	165	Conemaugh Township/Tony Penna	Davidsville, Pa.
39	Blanding, Ty	DT	Fr.	6-1	274	Christ the King/Jason Brown	Bronx, N.Y.
67	Boehme, Henry	OL	Fr.	6-5	273	Mountain Brook/Chris Yeager	Birmingham, Ala.
11	Carter, Abdul *	LB	So.	6-3	249	La Salle College High School/John Steinmetz	Philadelphia, Pa.
3	Cephas, Dante	WR	R-Sr.	6-0	193	Penn Hills/Jon LeDonne/Kent State	Pittsburgh, Pa.
49	Chizmar, Ben	LB	R-So.	6-0	233	Mars Area/Scott Heinauer	Gibsonia, Pa.
2	Clifford, Liam *	WR	R-So.	6-1	201	St. Xavier/Steve Specht	Maineville, Ohio
29	Collins, Audavion	CB	R-Fr.	5-11	172	Newton/Camiel Grant/Mississippi State	Covington, Ga.
88	Cross, Jerry	TE	R-Fr.	6-5	254	Rufus King/Thomas Wozniak	Milwaukee, Wis.
30	Davis, Amiel	RB	R-So.	6-0	208	Eastern Regional/John Doherty	Voorhees, N.J.
53	Dawkins, Nick *	OL	R-Jr.	6-4	315	Parkland/Tim Moncman	Allentown, Pa.
0	DeLuca, Dominic *	LB	R-So.	6-1	218	Wyoming Area/Randy Spencer	West Pittston, Pa.
33	Dennis-Sutton, Dani *	DE	So.	6-5	261	McDonogh School (Md.)/Hakeem Sule	Millsboro, Del.
75	Detisch, Matt	OL	R-Fr.	6-6	300	Mars Area/Scott Heinauer	Mars, Pa.
16	Dinkins, Khalil	TE	R-So.	6-4	245	North Allegheny/Art Walker	Wexford, Pa.
31	Dinkins, Kolin	CB	R-Fr.	6-2	194	North Allegheny/Art Walker	Wexford, Pa.
3	Dixon, Johnny **	CB	Sr.	6-0	196	Chamberlain/Jason Lane/South Carolina	Tampa, Fla.
68	Donkoh, Anthony	OL	Fr.	6-5	323	Lightridge/Bobby Eavenson	Aldie, Va.
80	Driver, Cristian	WR	R-Fr.	5-11	188	Liberty Christian/Jason Witten	Flower Mound, Texas
28	Durant, Zane *	DT	So.	6-1	285	Lake Nona/Anthony Paradiso	Lake Nona, Fla.
48	Duzansky, Tyler	SN	R-So.	6-4	215	St. Francis Prep/Bob McMillen	Glen Ellyn, Ill.
91	Ellies, Dvon **	DT	R-Sr.	6-1	298	McDonogh School/Hakeem Sule	Burtonsville, Md.
2	Ellis, Keaton ****	S	Sr.	5-11	190	State College Area/Matt Lintal	State College, Pa.
43	Elsdon, Tyler **	LB	Jr.	6-2	229	North Schuylkill/Wally Hall	Frackville, Pa.
86	Estrella, Jason	WR	R-So.	6-2	186	Liberty/John Truby	Bethlehem, Pa.
5	Evans, Omari *	WR	So.	6-0	189	Shoemaker/Toby Foreman	Killeen, Texas
74	Fashanu, Olumuyiwa **	OL	Jr.	6-6	317	Gonzaga College High School/Randy Trivers	Waldorf, Md.
91	Felkins, Alex	K	Sr.	6-3	200	Holland Hall/Tag Gross/Columbia University	Tulsa, Okla.
36	Fisher, Zuriah *	DE	R-Jr.	6-3	254	Aliquippa/ Mike Warfield	Aliquippa, Pa.
65	Fitzgerald, Jim	OL	R-Fr.	6-7	318	Archbishop Spalding/Kyle Schmitt	Severna Park, Md.
10	Flowers, Mehki	S	R-Fr.	6-0	190	Central Dauphin East/Lance Dean	Harrisburg, Pa.
50	Ford Jr., Alonzo	DT	Jr.	6-2	298	Varina/Marcus Lewis/Old Dominion	Richmond, Va.
89	Furmanek, Finn	TE	Fr.	6-3	218	State College Area/Matt Lintal	State College, Pa.
39	Green, Jashaun	S	R-Fr.	6-1	173	State College Area/Matt Lintal	State College, Pa.
96	Groh, Mitchell	P	R-So.	6-1	190	Dallastown Area/Ron Miller	Dallastown, Pa.
25	Hardy, Daequan ***	CB	R-Sr.	5-9	178	Penn Hills/Jon LeDonne	Pittsburgh, Pa.
54	Harvie, Ian	OL	R-Fr.	6-2	271	Spring-Ford/Chad Brubaker	Royersford, Pa.
30	Hlavac, George	CB	R-Jr.	5-11	175	Allentown Central Catholic/Tim McGorry	Orefield, Pa.
34	Holzworth, Tyler	RB	R-So.	6-0	218	Delaware Valley Regional/Keith Olsommer/Delaware Valley	Milford, N.J.
71	Ioane, Olaivavega	OL	R-Fr.	6-4	348	Graham-Kapowsin/Eric Kurlie	Graham, Wash.
20	Isaac, Adisa ***	DE	R-Sr.	6-4	249	Canarsie/Brian Ellis	Brooklyn, N.Y.
78	Israel-Achumba, Golden	OL	R-Jr.	6-4	332	DeMatha Catholic/Bill McGregor	Bowie, Md.
12	Ivey, Anthony	WR	R-Fr.	5-11	180	Manheim Township/Mark Evans	Lancaster, Pa.
99	Izzard, Coziah **	DT	Jr.	6-3	295	DeMatha Catholic/Bill McGregor	Columbia, Md.
23	Jacobs, Curtis ***	LB	Jr.	6-1	235	McDonogh School/Hakeem Sule	Glen Burnie, Md.
84	Johnson, Theo ***	TE	Jr.	6-6	260	Holy Names Catholic/Rob McIntyre	Windsor, Ont.
8	Johnson, Tyler	WR	R-Fr.	6-0	183	Magna Vista/Joe Favero	Martinsville, Va.
25	Kency, DK	RB	Fr.	5-7	175	Archbishop Shaw/Hank Tierney	Marrero, La.
48	Keys, Kaveion	LB	Fr.	6-2	225	Varina/Marcus Lewis	Richmond, Va.
17	Kiesewetter, Karson	QB	Fr.	5-10	187	Bishop Guilfoyle/Justin Wheeler	Altoona, Pa.
4	King, Kalen **	CB	Jr.	5-11	190	Cass Tech/Thomas Wilcher	Detroit, Mich.
41	King, Kobe *	LB	R-So.	6-1	242	Cass Tech/Thomas Wilcher	Detroit, Mich.
19	Lambert, Jack	QB	Fr.	6-3	201	Topsail/Jack Teachey	Hampstead, N.C.
1	Lambert-Smith, KeAndre ***	WR	Jr.	6-1	185	Maury/Dyrrri McCain	Norfolk, Va.
19	Lyons, Jameial	DE	Fr.	6-5	246	Roman Catholic/Rick Prete	Philadelphia, Pa.
9	Mack, King	S	Fr.	5-10	188	St. Thomas Aquinas/Roger Harriott	Miami, Fla.
81	Mahlert, Jan	WR	R-So.	5-11	179	Christoph-Probst Gymnasium/Lukas Schmid	Deutschland, Germany



## ALPHABETICAL ROSTER (MC-Y)

NO.	NAME	POS.	EL.	HT.	WT.	HIGH SCHOOL/COACH	HOMETOWN
11	McClain, Malik	WR	Jr.	6-4	206	IMG Academy (Fla.)/Bobby Acosta/Florida State	Daphne, Ala.
93	Mears, Bobby	DE	Fr.	6-4	227	Malvern Prep/Dave Gueriera	West Chester, Pa.
4	Meiga, Malick *	WR	Jr.	6-4	203	Cegep du Vieux/Renaldo Sagesse	Saint Jerome, Que.
5	Miller, Cam *	CB	So.	6-0	183	Trinity Christian Academy/Verlon Dorminey	Fernandina Beach, Fla.
14	Mills, Tyrece	S	R-Jr.	6-1	198	Northeast/Troy Gore/Lackawanna College	Philadelphia, Pa.
24	Montgomery, London	RB	Fr.	5-10	185	Scranton Prep/Terry Gallagher	Scranton, Pa.
56	Mupoyi, Joseph	DE	Fr.	6-5	246	St. Thomas More (Conn.)/Ernest Anderson	Kinshasa, DR of the Congo
8	Nelson, DaKaari	S	Fr.	6-3	220	Selma/Willie Gandy	Livingston, Ala.
56	Nelson, JB *	OL	R-Jr.	6-5	334	Mount Lebanon/Bob Palko/Lackawanna College	Pittsburgh, Pa.
64	Nourzad, Hunter *	OL	R-Sr.+	6-3	320	The Walker School/Matt Casper/Cornell	Marietta, Ga.
99	Nwosu, Gabriel	P	R-So.	6-6	274	The Bullis School/Patrick Cilento	Derwood, Md.
55	Onoh, Chimdy	OL	Fr.	6-5	300	Dundalk/Thomas Abel	Baltimore, Md.
47	Palko, Joey	DE	Fr.	6-2	231	Pottsville Area/Tom McGeoy	Pottsville, Pa.
47	Patton, Will	SN	R-Fr.	6-4	224	Shenango/James Graham	New Castle, Pa.
27	Payne Jr., Lamont	CB	Fr.	6-0	188	Chartiers Valley/Aaron Fitzpatrick	Carnegie, Pa.
79	Penn, Addison	OL	R-Jr.	6-2	304	Carroll/Riley Dodge/Duke	Southlake, Texas
23	Potts, Trey	RB	R-Sr.	5-9	215	Williamsport/Chuck Crews/Minnesota	Williamsport, Pa.
62	Powers, Liam	OL	Fr.	6-2	292	Central Bucks East/John Donnelly	Doylestown, Pa.
9	Pribula, Beau	QB	R-Fr.	6-2	203	Central York/Gerry Yonchiuk	York, Pa.
45	Pryts, Jackson	LB	R-Fr.	6-3	204	Hickory/William Dungee	Hermitage, Pa.
87	Rappleyea, Andrew	TE	Fr.	6-4	243	Milton Academy (Mass.)/Kevin MacDonald	Millbrook, N.Y.
1	Reed, Jaylen **	S	Jr.	6-0	205	Martin Luther King Jr./Tyrone Spencer	Detroit, Mich.
44	Robinson, Chop *	DE	Jr.	6-3	254	Quince Orchard/John Kelley/Maryland	Gaithersburg, Md.
42	Robinson, Mason	DE	Fr.	6-3	243	McDonogh School/Hakeem Sule	Randallstown, Md.
24	Robinson, Ta'Mere	LB	Fr.	6-3	222	Brashear/Andrew Moore	Pittsburgh, Pa.
13	Rojas, Tony	LB	Fr.	6-2	225	Fairfax/Trey Taylor	Fairfax, Va.
52	Rulli, Dominic	OL	R-Fr.	6-3	287	The Taft School (Conn.)/Tyler Whitley	Burlington, Ky.
93	Sahaydak, Sander	K	R-So.	6-0	177	Liberty/John Truby	Bethlehem, Pa.
7	Saunders, Kaden	WR	R-Fr.	5-10	175	Westerville South/Matthew Christ	Columbus, Ohio
18	Schlaffer, Joey	TE	Fr.	6-5	226	Exeter Township/Matt Bauer	Reading, Pa.
66	Shelton, Drew *	OL	So.	6-5	306	Downingtown West/Mike Milano	Downingtown, Pa.
88	Siafa, Sam	DT	R-Fr.	6-4	277	Downingtown West/Mike Milano	Downingtown, Pa.
10	Singleton, Nicholas *	RB	So.	6-0	222	Governor Mifflin/Jeff Lang	Shillington, Pa.
38	Smith, Tank	RB	R-Sr.	5-7	229	Penn Hills/Jon LeDonne/Saint Francis (Pa.)	Pittsburgh, Pa.
14	Smolik, Jaxon	QB	Fr.	6-1	197	Dowling Catholic/Tom Wilson	Van Meter, Iowa
35	Sokach-Minnick, Blaise	SN	R-Fr.	6-3	214	Wyoming Area/Randy Spencer	West Pittston, Pa.
83	Spencer, Jake	WR	R-Jr.	5-10	214	Haverford School/Michael Murphy/Colgate	Gladwyne, Pa.
17	Stahl, Mason	WR	R-Jr.	6-0	202	Baldwin/Loran Cooley	Pittsburgh, Pa.
21	Taylor, Carmelo	WR	Fr.	5-11	169	Patrick Henry/Alan Fiddler	Roanoke, Va.
58	Tengwall, Landon **	OL	R-So.	6-6	317	Good Counsel/Andy Stefanelli	Annapolis, Md.
95	Thompson, Riley	P	Sr.	6-1	209	Haileybury/-/Deakin/Florida Atlantic	Melbourne, Australia
18	Townley Jr., Davon	DT	R-So.	6-6	277	North Community/Charles Adams	Minneapolis, Minn.
12	Tracy, Zion	CB	Fr.	5-11	180	St. Thomas More (Conn.)/Ernest Anderson	Hempstead, N.Y.
57	Traore, Ibrahim	OL	R-Jr.	6-5	312	Frederick Douglas Academy 1/Andrew Kell	Bronx, N.Y.
35	Tutty, Jace	CB	R-So.	5-11	216	Stroudsburg/Jim Miller	Stroudsburg, Pa.
52	van den Berg, Jordan *	DT	R-So.	6-3	310	Providence Christian/Parker Conley/Iowa Western	Johannesburg, South Africa
15	Vanover, Amin *	DE	Jr.	6-4	268	St. Joseph's/Augie Hoffman	Newark, N.J.
92	Vilbert, Smith *	DE	R-Sr.	6-6	278	St Joseph's Regional (N.J.)/Augie Hoffman	Monsey, N.Y.
73	Wallace, Caedan ***	OL	R-Sr.	6-5	328	The Hun School/Todd Smith	Robbinsville, N.J.
26	Wallace, Cam	RB	Fr.	5-9	191	Montgomery County/Don Vandygriff	Mount Vernon, Ga.
6	Wallace III, Harrison *	WR	R-So.	6-1	194	Pike Road/Patrick Browning	Montgomery, Ala.
44	Warren, Tyler **	TE	Jr.	6-6	257	Atlee/Matt Gray	Mechanicsville, Va.
16	Washington II, Elliot	CB	Fr.	5-11	192	Venice/John Peacock	Venice, Fla.
6	Wheatley, Zakee *	S	R-So.	6-2	198	Archbishop Spalding/Kyle Schmitt	Crofton, Md.
70	Williams, J'ven	OL	Fr.	6-5	303	Wyomissing/Bob Wolfrum	Reading, Pa.
40	Williams, Patrick	S	R-Fr.	6-0	198	Eagle Academy 2/Kyron Jones	Brooklyn, N.Y.
94	Wilson, Jake *	DE	R-Jr.	6-3	247	Nazareth Area/Tom Falzone	Nazareth, Pa.
21	Winston Jr., Kevin *	S	So.	6-2	203	DeMatha Catholic/Bill McGregor	Columbia, Md.
77	Wormley, Sal *	OL	R-Sr.	6-3	324	Smyrna (Del.)/Mike Judy	Newark, N.J.
32	Wylie, Keon	LB	R-Fr.	6-2	218	Imhotep Charter/Devon Johnson	Philadelphia, Pa.
38	Yates, Winston	LB	Fr.	6-2	205	Paul VI/Steve Scuderi	Moorestown, N.J.

\* - Letters won

As of August 29, 2023

Note: As a result of eligibility not counting for the 2020 season, extra years of eligibility are marked on the back end of student-athletes' career (a "+" symbol will be added on the end of "Sr." to indicate the extra year of eligibility being used).

RECORD WATCH

RUSHING

CAREER RUSHING YARDAGE

1.	3,932	Evan Royster	2007-10
2.	3,843	Saquon Barkley	2015-17
3.	3,398	Curt Warner	1979-82
4.	3,320	Tony Hunt	2003-06
5.	3,301	Blair Thomas	1985-87, 89
6.	3,256	Curtis Enis	1995-97
7.	3,227	D.J. Dozier	1983-86
8.	2,953	Larry Johnson	1999-02
9.	2,934	Lydell Mitchell	1969-71
10.	2,829	Ki-Jana Carter	1992-94
11.	2,818	Matt Suhey	1976-79
12.	2,639	John Cappelletti	1972-73
13.	2,518	Eric McCoo	1998-01
14.	2,380	Lenny Moore	1953-55
15.	2,236	Charlie Pittman	1967-69
16.	2,108	Zach Zwinak	2011-14
17.	2,072	Booker Moore	1977-80
18.	2,042	Jon Williams	1980-83
19.	2,002	Franco Harris	1969-71
20.	1,756	Richie Anderson	1989-92
46.	<b>1,061</b>	<b>Nicholas Singleton</b>	<b>2022-pres.</b>
--	<b>867</b>	<b>Kaytron Allen</b>	<b>2022-pres.</b>

SEASON RUSHING YARDAGE

1.	2,087	Larry Johnson	2002
2.	1,567	Lydell Mitchell	1971
3.	1,539	Ki-Jana Carter	1994
4.	1,522	John Cappelletti	1973
5.	1,496	Saquon Barkley	2016
6.	1,414	Blair Thomas	1987
7.	1,386	Tony Hunt	2006
8.	1,363	Curtis Enis	1997
9.	1,341	Blair Thomas	1989
10.	1,329	Rodney Kinlaw	2007
11.	1,274	Miles Sanders	2018
12.	1,271	Saquon Barkley	2017
13.	1,241	Silas Redd	2011
14.	1,236	Evan Royster	2008
15.	1,210	Curtis Enis	1996
16.	1,169	Evan Royster	2009
17.	1,117	John Cappelletti	1972
18.	1,082	Lenny Moore	1954
19.	1,076	Saquon Barkley	2015
20.	<b>1,061</b>	<b>Nicholas Singleton</b>	<b>2022</b>

GAME RUSHING YARDAGE

1.	327	Larry Johnson at Indiana	2002
2.	279	Larry Johnson vs. Illinois	2002
	279	Larry Johnson vs. Michigan State	2002
4.	257	Larry Johnson vs. Northwestern	2002
5.	256	Curt Warner at Syracuse	1981
6.	250	Shorty Miller vs. Carnegie Tech	1913
7.	243	Bob Pollard at Rutgers	1951
8.	241	Curtis Enis vs. USC	1996
9.	239	Bob Campbell vs. Syracuse	1968
10.	238	Curt Warner at Nebraska	1981
11.	227	Ki-Jana Carter vs. Michigan State	1994
12.	225	Matt Suhey vs. Army	1979
13.	220	John Cappelletti vs. NC State	1973
14.	214	Blair Thomas vs. Notre Dame	1987
15.	211	Lydell Mitchell at Iowa	1971
	211	Curtis Enis vs. Ohio State	1997
	211	Eric McCoo vs. Ohio State	1999
	211	Saquon Barkley at Iowa	2017
19.	210	Ki-Jana Carter at Minnesota	1994
20.	209	Lydell Mitchell vs. Maryland	1971
21.	208	Shelly Hammonds at Boston College	1990
22.	207	Saquon Barkley at Purdue	2016
23.	206	Eric McCoo vs. Michigan State	1998
24.	204	John Cappelletti vs. Ohio	1973
25.	202	John Cappelletti at Maryland	1973
	202	Saquon Barkley vs. Maryland	2016
	202	Journey Brown vs. Memphis	2019
28.	201	Bill Belton vs. Illinois	2013
29.	200	Miles Sanders at Illinois	2018

LONGEST RUNS

1.	92*	Blair Thomas vs. Syracuse	1986
	92	Bill Belton at Indiana	2014
	92	Saquon Barkley vs. Washington	2017
4.	90	Bill Suter at Navy	1894
5.	87	Bob Campbell vs. Syracuse	1968
	<b>87</b>	<b>Nicholas Singleton vs. Utah</b>	<b>2022</b>
7.	86	Bob Riggle at West Virginia	1964
	85	Journey Brown vs. Pitt	2019
9.	84	Chafie Fields vs. Texas	1996
	84	Larry Johnson vs. Illinois	2002

\*non-scoring play

SEASON RUSHING TOUCHDOWNS

1.	26	Lydell Mitchell	1971
2.	23	Ki-Jana Carter	1994
3.	20	Larry Johnson	2002
4.	19	Curtis Enis	1997
5.	18	Richie Anderson	1992
	18	Saquon Barkley	2016
	18	Saquon Barkley	2017
8.	17	John Cappelletti	1973
9.	14	Charlie Pittman	1968
10.	13	Bill McCleary	1907
	13	Harry Robb	1917
	13	Curtis Enis	1996
13.	12	John Cappelletti	1972
	12	Evan Royster	2008
	12	Zach Zwinak	2013
	12	Trace McSorley	2018
	12	Journey Brown	2019
	<b>12</b>	<b>Nicholas Singleton</b>	<b>2022</b>
19.	11	Lenny Moore	1954
	11	Blair Thomas	1987
	11	Michael Robinson	2005
	11	Tony Hunt	2016
	11	Trace McSorley	2017

SEASON RUSHING AVERAGE

(Min. 100 attempts)

1.	8.40	Blair Thomas	1986
2.	7.96	Lenny Moore	1954
3.	7.77	Ki-Jana Carter	1994
4.	7.70	Larry Johnson	2002
5.	6.90	Journey Brown	2019
6.	6.62	Ki-Jana Carter	1994
8.	6.47	Eric McCoo	1998
	6.47	Evan Royster	2008
9.	<b>6.32</b>	<b>Nicholas Singleton</b>	<b>2022</b>
10.	6.17	Lydell Mitchell	1971

CAREER 100-YARD RUSHING GAMES

1.	18	Curt Warner	1979-82
2.	17	Blair Thomas	1985-87, 89
	17	Ki-Jana Carter	1992-94
	17	Curtis Enis	1995-97
5.	15	Lydell Mitchell	1969-71
	15	Tony Hunt	2003-06
	15	Evan Royster	2007-10
	15	Saquon Barkley	2015-17
9.	13	John Cappelletti	1972-73
10.	12	Lenny Moore	1953-55
11.	11	D.J. Dozier	1983-86
	11	Zack Zwinak	2011-14
13.	10	Charlie Pittman	1967-69
14.	9	Eric McCoo	1998-01
15.	8	Matt Suhey	1976-79
	8	Richie Anderson	1989-92
	8	Larry Johnson	1999-02
--	<b>4</b>	<b>Nicholas Singleton</b>	<b>2022-pres.</b>
--	<b>2</b>	<b>Kaytron Allen</b>	<b>2022-pres.</b>

SEASON 100-YARD RUSHING GAMES

1.	10	Ki-Jana Carter	1994
2.	9	Lydell Mitchell	1971
	9	Blair Thomas	1989
4.	8	John Cappelletti	1973
	8	Curtis Enis	1997
	8	Larry Johnson	2002
	8	Tony Hunt	2006
8.	7	Lenny Moore	1954
	7	Curt Warner	1981
	7	Blair Thomas	1987
	7	Ki-Jana Carter	1993

GAME RUSHING YARDS

BY A QUARTERBACK

1.	250	Eugene "Shorty" Miller	Carnegie Tech, 1913
2.	175	Trace McSorley	Ohio State, 2018
3.	156	Chuck Peters	Syracuse, 1938
4.	138	Zack Mills	Ohio State, 2001
5.	125	Michael Robinson	Wisconsin, 2005
6.	122	Steve Rollins	Syracuse, 1938
7.	119	Sean Clifford	Indiana, 2020
8.	113	Tony Sacca	Pittsburgh, 1990
	113	Tommy Stevens	Maryland, 2017
10.	112	Michael Robinson	Minnesota, 2005

SEASON RUSHING YARDS

BY A QUARTERBACK

1.	806	Michael Robinson	2005
2.	798	Trace McSorley	2018
3.	491	Trace McSorley	2017
4.	402	Sean Clifford	2019
5.	396	Michael Robinson	2003
6.	365	Trace McSorley	2016
7.	346	John Hufnagel	1971
8.	335	Sean Clifford	2020
9.	325	Richie Lucas	1959
10.	315	Rashard Casey	2000
11.	290	Rashard Casey	1999
12.	284	Dick Hoak	1960
13.	282	Darryll Clark	2008
14.	263	Michael Robinson	2002
15.	260	Will Lewis	2020
16.	255	Pete Liske	1962
17.	234	Richie Lucas	1958
18.	213	Will Lewis	2019
19.	211	Darryll Clark	2009
20.	201	Zack Mills	2002

SEASON RUSHING TOUCHDOWNS

BY A QUARTERBACK

1.	12	Trace McSorley	2018
2.	11	Michael Robinson	2005
	11	Trace McSorley	2017
4.	10	Darryll Clark	2008
5.	7	Darryll Clark	2009
	7	Trace McSorley	2016
7.	6	Richie Lucas	1959
	6	Richie Lucas	1958
	6	John Hufnagel	1972
	6	Michael Robinson	2002
11.	5	Tom Sherman	1966
	5	Todd Blackledge	1981
	5	Doug Strang	1983
	5	Rashard Casey	1999
	5	Rashard Casey	2000
	5	Matt McGloin	2012
	5	Sean Clifford	2019
	5	Sean Clifford	2022

PASSING

CAREER PASSING YARDAGE

1.	10,661	Sean Clifford	2018-22
2.	9,899	Trace McSorley	2015-18
3.	8,457	Christian Hackenberg	2013-15
4.	7,212	Zack Mills	2001-04
5.	6,390	Matt McGloin	2009-12
6.	5,869	Tony Sacca	1988-91
7.	5,742	Darryll Clark	2006-09
8.	5,382	Chuck Fusina	1975-78
9.	5,304	Kerry Collins	1991-94
10.	5,275	Anthony Morelli	2004-07

SEASON PASSING YARDAGE

1.	3,614	Trace McSorley	2016
2.	3,570	Trace McSorley	2017
3.	3,271	Matt McGloin	2012
4.	3,107	Sean Clifford	2021
5.	3,003	Darryll Clark	2009
6.	2,977	Christian Hackenberg	2014
7.	2,955	Christian Hackenberg	2013
8.	2,679	Kerry Collins	1994
9.	2,654	Sean Clifford	2019
10.	2,651	Anthony Morelli	2007

GAME PASSING YARDAGE

1.	454	Christian Hackenberg vs. UCF	2014
2.	401	Sean Clifford vs. Villanova	2021
3.	399	Zack Mills vs. Iowa	2002
4.	398	Sean Clifford at Maryland	2019
5.	395	Matt McGloin vs. Indiana	2012
6.	384	Trace McSorley vs. Wisconsin	2016
7.	381	Trace McSorley at Michigan St.	2017
8.	379	Michael Robinson vs. Wisconsin	2003
9.	376	Trace McSorley vs. Michigan St.	2016
10.	371	C. Hackenberg vs. Boston Coll.	2014
	371	Sean Clifford vs. Ohio State	2022
12.	366	Mike McQueary vs. Pittsburgh	1997
13.	363	Sean Clifford at Maryland	2021
14.	361	Sean Clifford at Ohio State	2021
15.	358	Todd Blackledge at Miami (Fla.)	1981
16.	353	Darryll Clark vs. Akron	2009
17.	352	Kerry Collins at Michigan State	1993
18.	342	Trace McSorley vs. Washington	2017
19.	341	Darryll Clark vs. Michigan State	2008
20.	340	Christian Hackenberg at Indiana	2013
	340	Sean Clifford at Minnesota	2019
	340	Sean Clifford at Maryland	2020

LONGEST PASS PLAYS

1.	95	Sean Clifford to Daniel George	vs. Kent St., 2018
2.	93	Trace McSorley to KJ Hamler	vs. Ohio State, 2018
3.	92	Bill Hess to Bob Higgins	at Pittsburgh, 1919
4.	88	Sean Clifford to KeAndre Lambert-Smith	vs. Utah, 2022
5.	86	Steve Joachim to Jim Scott	at Navy, 1971
	86	Sean Clifford to Jahan Dotson	at Maryland, 2021
7.	85	Trace McSorley to Saquon Barkley	vs. Georgia State, 2017
8.	83	Sean Clifford to KeAndre Lambert-Smith	vs. Villanova, 2021
9.	82	Matt Knizner at Eric Hamilton	vs. Pittsburgh, 1986
82	Kerry Collins to Freddie Scott	vs. Rutgers, 1994	
11.	80	Tom Sherman to Paul Johnson	at Maryland, 1967
80	Doug Strang to Dean DiMidio	vs. Alabama, 1983	
80	Pat Devlin to Stephon Green	vs. Michigan, 2008	
80	Rob Bolden to Derek Moyer	vs. Illinois, 2010	
80	Trace McSorley to Irvin Charles	vs. Minnesota, 2016	
16.	79	Lance Longener to John Greene	vs. Maryland, 1988
79	Kevin Thompson to Chafie Fields	vs. Villanova, 1999	
79	Darryll Clark to Chaz Powell	vs. Iowa, 2009	
79	Christian Hackenberg to Geno Lewis	vs. UCF, 2014	
20.	78	Kevin Thompson to Chafie Fields	at Purdue, 1999
21.	76	Chuck Burkhart to Tom Cherry	at UCLA, 1968
76	John Hufnagel to Jimmy Scott	at Boston Coll., 1972	
76	Tom Sherman to Chuck Herd	vs. West Virginia, 1973	
24.	75*	John Andres to Dick Barvinchak	at Iowa, 1975
75	Tom Bill to David Daniels	vs. Temple, 1989	
75	Sean Clifford to Jahan Dotson	vs. Illinois, 2020	

\*non-scoring play

GAME TD PASSES

1.	5	Tony Sacca vs. Georgia Tech	1991
	5	Rashard Casey vs. La. Tech	2000
3.	4	27 times, Last:	
		Sean Clifford vs. Michigan St.	2022

SEASON TOUCHDOWN PASSES

1.	29	Trace McSorley	2016
2.	28	Trace McSorley	2017
3.	24	Darryll Clark	2009
24	Matt McGloin	2012	
24	Sean Clifford	2022	
6.	23	Sean Clifford	2019
7.	22	Todd Blackledge	1982
8.	21	Tony Sacca	1991
21	Kerry Collins	1994	
21	Sean Clifford	2021	
11.	20	Christian Hackenberg	2013
12.	19	D	

**RECORD WATCH**

**CAREER TOUCHDOWN PASSES**

1.	86	Sean Clifford	2018-22
2.	77	Trace McSorley	2015-18
3.	48	Christian Hackenberg	2013-15
4.	46	Matt McGloin	2009-12
5.	43	Daryll Clark	2006-09
6.	41	Todd Blackledge	1980-82
	41	Tony Sacca	1988-91
	41	Zack Mills	2001-04
9.	39	Kerry Collins	1991-94
10.	37	Chuck Fusina	1975-78

**GAME COMPLETIONS**

1.	35	Matt McGloin vs. Northwestern	2012
	35	Sean Clifford at Ohio State	2022
3.	34	Christian Hackenberg vs. BC	2014
4.	33	Wally Richardson vs. Wisconsin	1995
5.	32	Christian Hackenberg vs. UCF	2014
	32	Trace McSorley vs. Washington	2017
	32	Sean Clifford vs. Ohio State	2022
8.	31	Christian Hackenberg vs. Ohio State	2014
	31	Trace McSorley at Iowa	2017
10.	30	Christian Hackenberg at Indiana	2013

**SEASON COMPLETIONS**

1.	284	Trace McSorley	2017
2.	270	Matt McGloin	2012
	270	Christian Hackenberg	2014
4.	261	Sean Clifford	2021
5.	234	Anthony Morelli	2007
6.	232	Daryll Clark	2009
7.	231	Christian Hackenberg	2013
8.	226	Sean Clifford	2022
9.	224	Trace McSorley	2016
10.	208	Anthony Morelli	2006
11.	193	Wally Richardson	1995
12.	192	Daryll Clark	2008
	192	Christian Hackenberg	2015
	192	Trace McSorley	2018
15.	189	Sean Clifford	2019

**CAREER COMPLETIONS**

1.	833	Sean Clifford	2018-22
2.	720	Trace McSorley	2015-18
3.	693	Christian Hackenberg	2013-15
4.	606	Zack Mills	2001-04
5.	513	Matt McGloin	2009-12
6.	460	Anthony Morelli	2004-07
7.	444	Daryll Clark	2006-09
8.	401	Tony Sacca	1988-91
9.	378	Wally Richardson	1992, 94-96
10.	371	Chuck Fusina	1975-78

**GAME PASSING ATTEMPTS**

1.	57	Sean Clifford vs. Maryland	2020
2.	55	Christian Hackenberg at Indiana	2013
3.	54	Kerry Collins at BYU	1992
4.	52	Sean Clifford at Ohio State	2021
5.	51	Rashard Casey vs. Iowa	2000
	51	Matt McGloin vs. Northwestern	2012
7.	50	Christian Hackenberg vs. BC	2014
8.	49	Zack Mills vs. Purdue	2004
	49	Christian Hackenberg vs. Ohio State	2014
10.	48	Wally Richardson vs. Wisconsin	1995
	48	Matt McGloin vs. Ohio	2012
	48	Trace McSorley at Iowa	2017

**SEASON PASSING ATTEMPTS**

1.	484	Christian Hackenberg	2014
2.	446	Matt McGloin	2012
3.	429	Sean Clifford	2021
4.	427	Trace McSorley	2017
5.	402	Anthony Morelli	2007
6.	392	Christian Hackenberg	2013
7.	387	Trace McSorley	2016
8.	386	Anthony Morelli	2006
9.	381	Daryll Clark	2009
10.	361	Trace McSorley	2018
11.	359	Christian Hackenberg	2015
12.	351	Sean Clifford	2022
13.	335	Wally Richardson	1995
14.	333	Zack Mills	2002
15.	321	Daryll Clark	2008

**CAREER PASSING ATTEMPTS**

1.	1,356	Sean Clifford	2018-22
2.	1,235	Christian Hackenberg	2013-15
3.	1,215	Trace McSorley	2015-18
4.	1,082	Zack Mills	2001-04
5.	894	Matt McGloin	2009-12
6.	824	Tony Sacca	1988-91
7.	821	Anthony Morelli	2004-07
8.	738	Daryll Clark	2006-09
9.	692	Wally Richardson	1992, 94-96
10.	664	Chuck Fusina	1975-78
11.	658	Todd Blackledge	1980-82
12.	657	Kerry Collins	1991-94
13.	547	John Shaffer	1983-86
14.	505	Michael Robinson	2002-05
15.	495	Kevin Thompson	1996-99

**SEASON COMPLETION PCT.**

*(Min. 100 attempts)*

1.	.667 (176-264)	Kerry Collins	1994
2.	.665 (224-387)	Trace McSorley	2017
3.	.644 (226-351)	Sean Clifford	2022
4.	.632 (86-136)	John Hufnagel	1971
5.	.609 (192-321)	Daryll Clark	2009
6.	.608 (261-429)	Sean Clifford	2021
7.	.606 (152-251)	Sean Clifford	2020
8.	.605 (270-446)	Matt McGloin	2012
9.	.598 (192-321)	Daryll Clark	2008
10.	.593 (192-361)	Trace McSorley	2018
11.	.592 (189-319)	Sean Clifford	2019
12.	.589 (231-392)	C. Hackenberg	2013
13.	.582 (234-402)	Anthony Morelli	2007
14.	.580 (112-193)	Rob Bolden	2010
15.	.579 (224-387)	Trace McSorley	2016
16.	.579 (169-292)	Tony Sacca	1991
17.	.578 (155-268)	Zack Mills	2004
18.	.577 (142-246)	Chuck Fusina	1977
19.	.576 (193-335)	Wally Richardson	1995
20.	.573 (146-255)	Mike McQueary	1997

**CAREER COMPLETION PCT.**

*(Min. 200 attempts)*

1.	.614 (833-1356)	Sean Clifford	2018-22
2.	.602 (444-738)	Daryll Clark	2006-09
3.	.593 (720-1215)	Trace McSorley	2015-18
4.	.574 (513-894)	Matt McGloin	2009-12
5.	.563 (370-657)	Kerry Collins	1991-94
6.	.561 (693-1235)	C. Hackenberg	2013-14
7.	.560 (606-1082)	Zack Mills	2001-04
8.	.560 (460-821)	Anthony Morelli	2004-07
9.	.559 (371-664)	Chuck Fusina	1975-78
10.	.557 (171-307)	Mike McQueary	1995-97

**SEASON YARDS PER ATTEMPT**

*(Min. 100 attempts)*

1.	10.1	Kerry Collins	1994
2.	9.4	John Hufnagel	1972
3.	9.3	Trace McSorley	2016
4.	9.0	Chuck Fusina	1977
5.	8.7	John Hufnagel	1971
	8.7	Mike McQueary	1997
7.	8.5	Tom Shuman	1973
	8.5	Tony Sacca	1991
9.	8.4	Trace McSorley	2017
10.	8.3	Sean Clifford	2019

**CAREER YARDS PER ATTEMPT**

*(Min. 200 attempts)*

1.	8.9	Mike McQueary	1995-97
2.	8.7	John Hufnagel	1970-72
3.	8.1	Chuck Fusina	1975-78
	8.1	Kerry Collins	1991-94
	8.1	Trace McSorley	2015-18
6.	7.9	Tom Shuman	1972-74
	7.9	Sean Clifford	2018-22
8.	7.8	Daryll Clark	2005-09
9.	7.5	Tom Sherman	1965-67
	7.5	Kevin Thompson	1996-98

**SEASON YARDS PER COMPLETION**

*(Min. 100 attempts)*

1.	17.7	John Hufnagel	1972
2.	16.6	Tom Shuman	1973
3.	16.1	Trace McSorley	2016
4.	15.6	Chuck Fusina	1977
5.	15.5	Tom Sherman	1967
6.	15.3	Tony Sacca	1990
7.	15.2	Kerry Collins	1994
	15.2	Tony Sacca	1988
9.	15.1	Mike McQueary	1997
10.	15.0	Todd Blackledge	1981

**CAREER YARDS PER COMPLETION**

*(Min. 200 attempts)*

1.	16.0	Mike McQueary	1995-97
2.	15.9	Tom Sherman	1965-67
3.	15.8	John Hufnagel	1970-72
4.	15.4	Tom Shuman	1972-74
5.	14.7	Doug Strang	1981-84
6.	14.6	Tony Sacca	1988-91
7.	14.5	Chuck Fusina	1975-78
8.	14.3	Kerry Collins	1991-94
9.	14.2	Michael Robinson	2002-05
10.	14.2	Tom Bill	1987-90

**SEASON TOUCHDOWN PASS PCT.**

*(Min. 100 attempts)*

1.	8.08	Tom Shuman	1973
2.	7.95	Kerry Collins	1994
3.	7.85	Kevin Thompson	1999
4.	7.53	Todd Blackledge	1982
5.	7.49	Trace McSorley	2016
6.	7.41	Pete Liske	1962
7.	7.35	John Hufnagel	1971
8.	7.34	Doug Strang	1983
9.	7.21	Sean Clifford	2019
10.	7.19	Tony Sacca	1991

**CAREER TOUCHDOWN PASS PCT.**

1.	9.14	Elwood Petchel	1946-48
2.	7.67	Tom Shuman	1972-74
3.	7.17	Mike McQueary	1994-97
4.	6.76	Galen Hall	1959-61
	6.76	Pete Liske	1961-63
6.	6.48	John Sacca	1992-93
7.	6.37	John Hufnagel	1970-72
8.	6.34	Sean Clifford	2018-22
9.	6.33	Trace McSorley	2015-18
10.	6.23	Todd Blackledge	1980-82

**SEASON PASSING EFFICIENCY**

*(Min. 100 attempts)*

1.	172.9	Kerry Collins	1994
2.	156.9	Trace McSorley	2016
3.	153.7	Trace McSorley	2017
4.	151.8	John Hufnagel	1971
5.	150.5	Sean Clifford	2022
6.	149.8	Tony Sacca	1991
7.	148.5	Sean Clifford	2019
8.	148.0	John Hufnagel	1972
9.	146.4	Chuck Fusina	1977
10.	145.0	Mike McQueary	1997

**CAREER PASSING EFFICIENCY**

*(Min. 200 attempts)*

1.	145.6	Mike McQueary	1994-97
2.	144.5	Trace McSorley	2015-18
3.	143.8	Sean Clifford	2018-22
4.	140.8	John Hufnagel	1970-72
5.	140.4	Daryll Clark	2006-09
6.	137.3	Kerry Collins	1991-94
7.	132.7	Chuck Fusina	1975-78
8.	128.3	Matt McGloin	2009-12
9.	128.0	Tom Shuman	1972-74
10.	127.7	Pete Liske	1961-63

**SEASON INTERCEPTION PCT.**

1.	1.12	Matt McGloin	2012
2.	1.46	Kerry Collins	1992
3.	1.67	Christian Hackenberg	2015
4.	1.71	Tony Sacca	1991
5.	1.79	Wally Richardson	1995
6.	1.86	Daryll Clark	2008
7.	1.94	John Sacca	1992
	1.94	Trace McSorley	2018
9.	1.96	John Shaffer	1986
10.	1.99	Sean Clifford	2022

**CAREER INTERCEPTION PCT.**

1.	2.02	Wally Richardson	1992, 94-96
2.	2.06	Trace McSorley	2015-18
3.	2.10	Matt McGloin	2009-12
4.	2.14	Anthony Morelli	2004-07
5.	2.17	Daryll Clark	2006-09
6.	2.29	Sean Clifford	2018-22
7.	2.31	John Sacca	1992-93
	2.31	Anthony Morelli	2004-07
9.	2.51	Christian Hackenberg	2013-15
10.	2.82	Pete Liske	1961-63

**CAREER WINNING PERCENTAGE**

**AS A STARTING QB**

*(minimum 10 starts)*

1.	1.000	22-0-0	Chuck Burkhardt	1968-69
2.	.962	25-1-0	John Shaffer	1984-86
3.	.917	22-2-0	Tom Shuman	1972-74
4.	.897	26-3-0	John Hufnagel	1970-72
5.	.879	29-4-0	Todd Blackledge	1980-82
6.	.871	27-4-0	Chuck Fusina	1976-78
7.	.846	22-4-0	Daryll Clark	2006-09
8.	.808	21-5-0	Kerry Collins	1994-97
	.808	21-5-0	Wally Richardson	1992, 94-96
10.	.775	31-9-0	Trace McSorley	2015-18

**SEASON 300-YD. PASSING GAMES**

1.	5	Trace McSorley	2016
	5	Trace McSorley	2017
3.	4	Matt McGloin	2012
	4	Christian Hackenberg	2013
	4	Christian Hackenberg	2014
	4	Sean Clifford	2021
7.	2	Kerry Collins	1994
	2	Daryll Clark	2009
	2	Matt McGloin	2010
	2	Sean Clifford	2019

**CAREER 300-YD. PASSING GAMES**

1.	10	Trace McSorley	2015-18
2.	9	Christian Hackenberg	2013-15
3.	8	Sean Clifford	2018-22
4.	6	Matt McGloin	2009-12
5.	4	Kerry Collins	1991-94

**SEASON 200-YD. PASSING GAMES**

1.	11	Matt McGloin	2012
	11	Trace McSorley	2016
	11	Trace McSorley	2017
4.	10	Kerry Collins	1994
	10	Christian Hackenberg	2013
5.	9	Daryll Clark	2009
	8	Sean Clifford	2021
	8	Sean Clifford	2022
	8	Sean Clifford	2022

## RECORD WATCH

### RECEIVING

CAREER RECEIVING YARDAGE		
1.	3,026	Bobby Engram 1991, 93-95
2.	2,842	DaeSean Hamilton 2014-17
3.	2,771	Deon Butler 2005-08
4.	2,757	Jahan Dotson 2018-21
5.	2,479	Allen Robinson 2011-13
6.	2,421	Chris Godwin 2014-16
7.	2,395	Derek Moya 2008-11
8.	2,015	Jordan Norwood 2005-08
9.	2,008	Bryant Johnson 1999-2002
10.	2,006	Kenny Jackson 1980-83
11.	1,988	O.J. McDuffie 1988-92
12.	1,920	Parker Washington 2020-22
13.	1,894	Joe Jurevicius 1994-97
14.	1,837	Jack Curry 1965-67
15.	1,825	Terry Smith 1988-91
16.	1,743	Derrick Williams 2005-08
17.	1,702	Tony Johnson 2000-03
18.	1,658	KJ Hamler 2018-19
19.	1,520	Freddie Scott 1993-95
20.	1,481	Mike Gesicki, TE 2014-17
21.	1,437	Chafe Fields 1996-99
22.	1,343	Ted Kwalick, TE 1966-68
23.	1,263	Scott Fitzkee 1975-78
24.	1,245	DeAndre Thompkins 2015-18
25.	1,222	David Daniels 1988-90
--	--	--
<b>33.</b>	<b>1,048</b>	<b>KeAndre Lambert-Smith 2020-pres.</b>

SEASON RECEIVING YARDAGE		
1.	1,432	Allen Robinson 2013
2.	1,182	Jahan Dotson 2021
3.	1,101	Chris Godwin 2015
4.	1,084	Bobby Engram 1995
5.	1,029	Bobby Engram 1994
6.	1,018	Allen Robinson 2012
7.	982	Chris Godwin 2016
8.	977	O.J. McDuffie 1992
9.	973	Freddie Scott 1994
10.	917	Bryant Johnson 2002
11.	904	KJ Hamler 2019
12.	899	DaeSean Hamilton 2014
13.	885	Derek Moya 2010
14.	884	Jahan Dotson 2020
15.	873	Bobby Engram 1993

CAREER RECEIVING TDs		
1.	31	Bobby Engram 1991, 93-95
2.	25	Kenny Jackson 1980-83
3.	25	Jahan Dotson 2018-21
4.	22	Deon Butler 2005-08
5.	18	Derek Moya 2008-11
6.	18	Chris Godwin 2014-16
7.	18	DaeSean Hamilton 2014-17
8.	17	Allen Robinson 2011-13
9.	16	O.J. McDuffie 1988-92
10.	16	Pat Freiermuth, TE 2018-20
11.	15	Terry Smith 1988-91
12.	15	Joe Jurevicius 1994-97
13.	15	Mike Gesicki, TE 2014-17
14.	13	Jordan Norwood 2005-08
15.	13	KJ Hamler 2018-19

SEASON RECEIVING TDs		
1.	13	Bobby Engram 1993
2.	12	Jahan Dotson 2021
3.	11	Bobby Engram 1995
4.	11	Allen Robinson 2012
5.	11	Chris Godwin 2016
6.	10	Joe Jurevicius 1997
7.	9	O.J. McDuffie 1992
8.	9	Freddie Scott 1994
9.	9	Deon Butler 2005
10.	9	Mike Gesicki 2017
11.	9	DaeSean Hamilton 2017
12.	8	Terry Smith 1991
13.	8	Derek Moya 2010
14.	8	Pat Freiermuth 2018
15.	8	KJ Hamler 2019
16.	8	Jahan Dotson 2020

CAREER RECEPTIONS			
1.	214	DaeSean Hamilton	2014-17
2.	183	Jahan Dotson	2018-21
3.	179	Deon Butler	2005-08
4.	177	Allen Robinson	2011-13
5.	167	Bobby Engram	1991, 93-95
6.	161	Derrick Williams	2005-08
7.	158	Jordan Norwood	2005-08
8.	154	Chris Godwin	2014-16
9.	146	Parker Washington	2020-22
10.	144	Derek Moya	2008-11
11.	129	Mike Gesicki, TE	2014-17
12.	125	O.J. McDuffie	1988-92
13.	117	Jack Curry	1965-67
14.	110	Bryant Johnson	1999-2002
15.	109	Kenny Jackson	1980-83

SEASON RECEPTIONS			
1.	97	Allen Robinson	2013
2.	91	Jahan Dotson	2021
3.	82	DaeSean Hamilton	2014
4.	77	Allen Robinson	2012
5.	69	Chris Godwin	2015
6.	64	Parker Washington	2020
7.	63	O.J. McDuffie	1992
8.	63	Bobby Engram	1995
9.	59	Chris Godwin	2016
10.	57	Mike Gesicki, TE	2017
11.	56	KJ Hamler	2019
12.	55	Terry Smith	1991
13.	55	Derrick Williams	2007
14.	55	Geno Lewis	2014
15.	54	Juwan Johnson	2017
16.	54	Saquon Barkley, RB	2017

CAREER 100-YD. RECEIVING GAMES			
1.	16	Bobby Engram	1991, 93-95
2.	11	Jahan Dotson	2018-21
3.	10	Allen Robinson	2011-13
4.	9	Joe Jurevicius	1994-97
5.	9	Chris Godwin	2014-16
6.	9	DaeSean Hamilton	2014-17
7.	8	Bryant Johnson	1999-2002
8.	7	O.J. McDuffie	1988-92
9.	6	Kenny Jackson	1980-83
10.	6	Freddie Scott	1993-95
11.	6	Deon Butler	2005-08
12.	6	Derek Moya	2008-11

SEASON 100-YD. RECEIVING GAMES			
1.	8	Allen Robinson	2013
2.	6	Bobby Engram	1993
3.	6	Bobby Engram	1995
4.	5	O.J. McDuffie	1992
5.	5	Freddie Scott	1994
6.	5	Joe Jurevicius	1996
7.	5	Bryant Johnson	2001
8.	5	Chris Godwin	2015
9.	5	Jahan Dotson	2020
10.	5	Jahan Dotson	2021
11.	4	Bobby Engram	1994
12.	4	Joe Jurevicius	1997
13.	4	DaeSean Hamilton	2014
14.	4	DaeSean Hamilton	2017
15.	4	KJ Hamler	2019

### TOTAL OFFENSE

CAREER TOTAL OFFENSE			
Yards	Rush	Pass	
1.	11,734	1,073	10,661 Sean Clifford 2018-22
2.	11,596	1,697	9,899 Trace McSorley 2015-18
3.	8,215	-242	8,457 Christian Hackenberg 2013-15
4.	7,796	584	7,212 Zack Mills 2001-04
5.	6,361	619	5,742 Darryll Clark 2006-09
6.	6,325	-65	6,390 Matt McGloin 2009-12
7.	6,000	131	5,869 Tony Sacca 1988-91
8.	5,300	-4	5,304 Kerry Collins 1991-94
9.	5,168	1,637	3,531 Michael Robinson 2002-05
10.	5,162	-220	5,382 Chuck Fusina 1975-78
11.	5,154	-121	5,275 Anthony Morelli 2004-07
12.	4,911	99	4,812 Todd Blackledge 1980-82
13.	4,212	667	3,545 John Huftnagel 1970-72
14.	4,182	-237	4,419 Wally Richardson 1992, 94-96
15.	3,932	3932	0 Evan Royster 2007-10

SEASON TOTAL OFFENSE				
Yards	Rush	Pass		
1.	4,061	491	3,570	Trace McSorley 2017
2.	3,979	212	3,614	Trace McSorley 2016
3.	3,328	798	2,530	Trace McSorley 2021
4.	3,270	163	3,107	Sean Clifford 2018
5.	3,220	-51	3,271	Matt McGloin 2012
6.	3,214	211	3,003	Darryll Clark 2009
7.	3,156	806	2,350	Michael Robinson 2005
8.	3,056	402	2,654	Sean Clifford 2019
9.	2,998	176	2,822	Sean Clifford 2022
10.	2,887	-68	2,955	Christian Hackenberg 2013
11.	2,883	-94	2,977	Christian Hackenberg 2014
12.	2,874	282	2,592	Darryll Clark 2008
13.	2,660	-19	2,679	Kerry Collins 1994
14.	2,638	-13	2,651	Anthony Morelli 2007
15.	2,618	201	2,417	Zack Mills 2002
16.	2,445	-80	2,525	Christian Hackenberg 2015
17.	2,427	-61	2,488	Tony Sacca 1991
18.	2,336	-88	2,424	Anthony Morelli 2006
19.	2,316	315	2,001	Rashard Casey 2000
20.	2,218	335	1,883	Sean Clifford 2020
21.	2,201	162	2,039	John Huftnagel 1972
22.	2,191	-27	2,218	Todd Blackledge 1982
23.	2,184	-27	2,211	Mike McQueary 1997
24.	2,168	-53	2,221	Chuck Fusina 1977
25.	2,087	2,087	0	Larry Johnson 2002
26.	2,077	-121	2,198	Wally Richardson 1995
27.	2,003	137	1,866	Tony Sacca 1990

GAME TOTAL OFFENSE				
Yards	Rush	Pass		
1.	461	175	286	T. McSorley vs. Ohio State 2018
2.	456	2	454	C. Hackenberg vs. UCF 2014
3.	452	54	398	S. Clifford at Maryland 2019
4.	418	138	280	Z. Mills vs. Ohio State 2001
5.	408	73	335	T. McSorley vs. Minnesota 2016
6.	402	60	342	T. McSorley vs. Washington 2017
7.	398	19	379	M. Robinson vs. Wisconsin 2003
8.	393	-8	401	S. Clifford vs. Villanova 2021
9.	389	-10	399	Z. Mills vs. Iowa 2002
10.	389	13	376	T. McSorley vs. Michigan St. 2016
11.	383	2	381	T. McSorley at Michigan St. 2017
12.	379	39	340	S. Clifford at Minnesota 2019
13.	371	0	371	C. Hackenberg vs. Boston Coll. 2014
14.	371	46	325	T. McSorley vs. Nebraska 2017
15.	370	4	366	M. McQueary vs. Pittsburgh 1997
16.	369	67	302	R. Casey vs. Iowa 2000
17.	366	26	340	S. Clifford vs. Maryland 2020
18.	364	-20	384	T. McSorley vs. Wisconsin 2016
19.	363	92	271	J. Huftnagel at Boston College 1972
20.	363	125	238	M. Robinson vs. Wisconsin 2005
21.	363	-32	395	M. McGloin vs. Indiana 2012

CAREER TDs RESPONSIBLE FOR			
1.	107	Trace McSorley	2015-18
2.	101	Sean Clifford	2018-22
3.	65	Darryll Clark	2006-09
4.	55	Christian Hackenberg	2013-15
5.	54	Saquon Barkley	2015-17
6.	53	Zack Mills	2001-04
7.	53	Matt McGloin	2009-12
8.	51	Todd Blackledge	1980-82
9.	47	Tony Sacca	1988-91
10.	46	Michael Robinson	2002-05

SEASON TDs RESPONSIBLE FOR			
1.	39	Trace McSorley	2017
2.	36	Trace McSorley	2016
3.	31	Darryll Clark	2009
4.	30	Trace McSorley	2018
5.	29	Lydell Mitchell	1971
6.	29	Darryll Clark	2008
7.	29	Matt McGloin	2012
8.	29	Sean Clifford	2022
9.	28	Michael Robinson	2005
10.	28	Sean Clifford	2019
11.	25	Todd Blackledge	1982
12.	25	Tony Sacca	1991
13.	24	Christian Hackenberg	2013
14.	24	Doug Strang	1983
15.	24	Saquon Barkley	2017

SEASON TOTAL OFFENSE YARDS PER PLAY		
1.	9.64	Kerry Collins 1994
2.	8.19	Tom Shuman 1973
3.	7.88	Chuck Fusina 1977
4.	7.77	Ki-Jana Carter 1994
5.	7.70	Larry Johnson 2002
6.	7.47	Trace McSorley 2016
7.	7.18	Darryll Clark 2008
8.	7.13	Sean Clifford 2022
9.	7.12	John Huftnagel 1971
10.	7.11	Trace McSorley 2017

CAREER TOTAL OFFENSE YARDS PER PLAY		
1.	7.42	Kerry Collins 1991-94
2.	7.34	Mike McQueary 1995-97
3.	7.16	Ki-Jana Carter 1992-94
4.	6.92	Tom Shuman 1972-74
5.	6.87	Trace McSorley 2015-18
6.	6.85	Darryll Clark 2005-09
7.	6.72	Sean Clifford 2018-22
8.	6.66	John Huftnagel 1970-72
9.	6.59	Chuck Fusina 1975-78
10.	6.42	Larry Johnson 1998-2002

### ALL-PURPOSE

SEASON ALL-PURPOSE YARDAGE		
1.	2,655	Larry Johnson 2002
2.	2,329	Saquon Barkley 2017
3.	1,972	Saquon Barkley 2016
4.	1,831	O.J. McDuffie 1992
5.	1,772	Blair Thomas 1987
6.	1,754	Lydell Mitchell 1971
7.	1,743	Ki-Jana Carter 1994
8.	1,645	Tony Hunt 2006
9.	1,607	John Cappelletti 1973
10.	1,586	KJ Hamler 2019
11.	1,578	Curtis Enis 1997
12.	1,535	Blair Thomas 1989
13.	1,501	Curtis Enis 1996
14.	1,495	Nicholas Singleton 2022
15.	1,475	Rodney Kinlaw 2007

GAME ALL-PURPOSE YARDAGE		
1.	358	Saquon Barkley at Iowa 2017
2.	341	Curt Warner at Syracuse 1981
3.	327	Larry Johnson at Indiana 2002
4.	306	Saquon Barkley vs. USC 2016
5.	302	Harry Wilson vs. Navy 1923
6.	297	Larry Johnson vs. Illinois 2002
7.	295	Bob Campbell at Navy 1967
8.	289	Larry Johnson vs. Michigan State 2002
9.	282	Gary Hayman vs. NC State 1973
10.	282	Stephen Pitts vs. Iowa 1995

### KICKING

CAREER FIELD GOALS		
1.	78	Kevin Kelly 2005-08
2.	54	Sam Ficken 2011-14
3.	50	Craig Fayak 1990-93
4.	49	Jake Pinegar 2018-22
5.	47	Travis Forney 1996-99
6.	45	

RECORD WATCH

SEASON FIELD GOAL PCT.

1.	91.7	Tyler Davis	2016
	91.7	Jake Pinegar	2019
3.	83.3	Kevin Kelly	2008
4.	82.8	Sam Ficken	2014
5.	82.6	Ray Tarasi	1989
6.	82.4	Anthony Fera	2011
7.	81.5	Matt Bahr	1978
8.	81.0	Nick Gancitano	1983
9.	80.8	Travis Forney	1999
	80.8	Massimo Manca	1985

CAREER FIELD GOAL PCT.

1.	79.6	Tyler Davis	2015-17
2.	77.6	Nick Gancitano	1981-84
3.	75.0	Collin Wagner	2006-10
4.	74.6	Travis Forne.	1996-99
5.	73.8	Brett Conway	1993-96
6.	73.1	Jake Pinegar	2018-22
7.	72.9	Kevin Kelly	2005-08
8.	72.0	Sam Ficken	2011-14
9.	69.0	Herb Menhardt	1976, 78-80
10.	67.8	Massimo Manca	1982, 84-86

LONGEST FIELD GOALS

1.	57	Jordan Stout vs. Pitt	2019
2.	55	Chris Bahr at Temple	1975
	55	Chris Bahr at Ohio State	1975
	55	Chris Bahr at Syracuse	1975
5.	54	Herb Menhardt at NC State	1979
	54	Sam Ficken vs. Kent State	2013
7.	53	Massimo Manca vs. Notre Dame	1985
	53	Kevin Kelly vs. Iowa	2007
	53	Jordan Stout vs. Idaho	2019
10.	52	Chris Bahr vs. West Virginia	1975
	52	Eric Etze at Notre Dame	1988
	52	Brett Conway vs. Temple	1996
	52	Kevin Kelly at Syracuse	2008
	52	Jordan Stout vs. Michigan	2021
14.	51	Pete Mauthe at Pittsburgh	1912
	51	Brett Conway vs. Michigan	1995
	51	Ryan Primanti vs. Illinois	2000
	51	Robbie Gould at Wisconsin	2002
18.	50	Chris Bahr at Syracuse	1973
	50	Chris Bahr at Pittsburgh	1974
	50	Matt Bahr vs. Syracuse	1978
	50	Massimo Manca vs. Alabama	1985
	50	Massimo Manca vs. Notre Dame	1985
	50	Craig Fayak at Alabama	1990
	50	Travis Forney at Minnesota	1998
	50	Robbie Gould vs. Virginia	2002
	50	Kevin Kelly at Wisconsin	2008
	50	Sam Ficken vs. Temple	2014
	50	Jordan Stout vs. Ohio State	2020
	50	Jordan Stout vs. Indiana	2021
	50	Jake Pinegar at Indiana	2022
	50	Jake Pinegar vs. Maryland	2022

SEASON EXTRA POINTS MADE

1.	71	Tyler Davis	2017
2.	62	Brett Conway	1994
	62	Tyler Davis	2016
4.	60	Kevin Kelly	2008
5.	59	Al Vitiello	1971
6.	57	Jake Pinegar	2022
7.	56	Jake Pinegar	2019
8.	53	Jake Pinegar	2018
9.	49	Kevin Kelly	2005
10.	46	Collin Wagner	2009

CAREER EXTRA POINTS MADE

1.	195	Jake Pinegar	2018-22
2.	183	Kevin Kelly	2005-08
3.	144	Tyler Davis	2015-17
4.	141	Brett Conway	1993-96
5.	132	Craig Fayak	1990-93
6.	117	Travis Forney	1996-99
7.	115	Robbie Gould	2002-04
8.	109	Sam Ficken	2011-14
9.	98	Al Vitiello	1971-72
10.	86	Massimo Manca	1982, 84-86

CAREER PAT PCT.

(Min. 50 Attempts)

1.	100.0 (59-59)	Herb Menhardt	1976, 78-80
	100.0 (85-85)	Collin Wagner	2006-10
	100.0 (144-144)	Tyler Davis	2015-17
4.	99.3 (141-142)	Brett Conway	1993-96
5.	98.9 (183-185)	Kevin Kelly	2005-08
6.	98.9 (86-87)	Massimo Manca	1982, 84-86
7.	97.3 (109-112)	Sam Ficken	2011-14
8.	96.7 (117-121)	Travis Forney	1996-99
9.	96.5 (195-202)	Jake Pinegar	2018-22
10.	96.2 (76-79)	Nick Gancitano	1981-84

PUNTING

PUNT AVERAGE, CAREER

(Min. 50 punts)

1.	44.54	Jordan Stout	2019-21
2.	44.28	Barney Amor	2002
3.	43.13	Jeremy Boone	2007-09
4.	43.03	Blake Gillikin	2016-19
5.	43.00	George Reynolds	1980-83
6.	41.84	Pat Pidgeon	1996-99
7.	41.79	Ralph Giacommaro	1979-82
8.	41.74	Jeremy Kapinos	2003-06
9.	41.73	Anthony Fera	2008-11
10.	40.50	Chris Clauss	1987

PUNT AVERAGE, SEASON

(Min. 30 punts)

1.	46.01	Jordan Stout	2021
2.	44.28	Barney Amor	2022
3.	43.95	Blake Gillikin	2018
4.	43.55	Ralph Giacommaro	1981
5.	43.32	Jeremy Boone	2009
6.	43.31	Ralph Giacommaro	1980
7.	43.15	Blake Gillikin	2017
8.	43.03	Jeremy Boone	2008
9.	43.02	Jeremy Boone	2007
10.	42.92	John Bruno Jr.	1985

RETURNS

PUNT RETURN AVERAGE, SEASON

(Min. 6 returns)

1.	24.6	Jahan Dotson	2020
2.	21.4	Don Jonas	1960
3.	19.2	Gary Hayman	1973
4.	17.5	Lenny Moore	1953
5.	17.0	Shorty Miller	1912
6.	16.1	Ron Younker	1954
7.	16.0	Bob Pollard	1951
8.	15.7	Dick Hoak	1959
9.	15.2	Matt Suhey	1978
10.	14.6	O.J. McDuffie	1989

LONGEST PUNT RETURNS

1.	100	Jim Boring vs. Johns Hopkins	1933
2.	92	Mark Robinson vs. Rutgers	1982
3.	90	Bruce Branch vs. Indiana	1999
4.	85	Wally Triplett vs. West Virginia	1948
	85	Mike Guman at West Virginia	1978
6.	84	O.J. McDuffie at Syracuse	1989
7.	83	Gary Hayman vs. NC State	1973
8.	81	Bryant Johnson vs. Michigan State	2002
	81	Jahan Dotson vs. Michigan State	2020

KICK RETURN AVERAGE, SEASON

(Min. 8 returns)

1.	43.0	Gary Brown	1990
2.	35.0	Curt Warner	1980
3.	32.6	Larry Joe	1947
4.	31.9	Blair Thomas	1986
5.	29.6	Gary Hayman	1973
	29.6	Rodney Kinlaw	2005
7.	29.0	Curt Warner	1979
8.	28.8	Chaz Powell	2008
9.	28.7	Charlie Pittman	1967
10.	28.4	Saquon Barkley	2017

LONGEST KICKOFF RETURNS

1.	101	Chuck Peters vs. NYU	1940
2.	100	Fritz Barrett vs. Carnegie Tech	1910
	100	Roger Kochman vs. Syracuse	1959
	100	Rich Mauti at Temple	1975
	100	Chaz Powell vs. Youngstown State	2010
	100	Lamont Wade vs. Illinois	2020
	100	Nicholas Singleton at Rutgers	2022
8.	98	Thomas Evans vs. Marshall	1930
	98	Gary Hayman at Maryland	1973
	98	Saquon Barkley vs. Indiana	2017

SCORING

CAREER SCORING

Points	TD	PAT	FG		
1.	425	1	*183	78	Kevin Kelly 2005-08
2.	342	0	195	49	Jake Pinegar 2018-22
3.	318	53	0	0	Saquon Barkley 2015-17
4.	282	0	132	50	Craig Fayak 1990-93
5.	276	0	141	45	Brett Conway 1993-96
6.	271	0	109	54	Sam Ficken 2011-14
7.	261	0	144	39	Tyler Davis 2015-17
8.	258	0	117	47	Travis Forney 1996-99
9.	246	41	0	0	Lydell Mitchell 1969-71
10.	232	0	115	39	Robbie Gould 2001-04

\*2-pt conversion run; \*\*2-pt conversion reception

SEASON SCORING

Points	TD	PAT	FG		
1.	174	29	0	0	Lydell Mitchell 1971
2.	140	23	**0	0	Larry Johnson 2002
3.	138	23	0	0	Ki-Jana Carter 1994
	138	23	0	0	Saquon Barkley 2017
5.	132	22	0	0	Saquon Barkley 2016
6.	128	0	62	22	Tyler Davis 2016
7.	122	20	**0	0	Curtis Enis 1997
8.	120	0	60	20	Kevin Kelly 2008
9.	119	11	—	—	Pete Mauthe 1909
10.	116	19	*0	0	Richie Anderson 1992
11.	110	1	44	20	Kevin Kelly 2007
12.	107	0	44	21	Travis Forney 1999
13.	102	17	0	0	John Cappelletti 1973
14.	101	0	53	16	Jake Pinegar 2018
15.	100	0	28	24	Sam Ficken 2014

DEFENSE

SEASON TACKLES FOR LOSS

(Since 1975)

1.	29.0	Courtney Brown	1999
2.	24.0	Terry Killens	1995
3.	23.0	Larry Rubin	1979
	23.0	Courtney Brown	1998
	23.0	Michael Haynes	2002
6.	21.5	Maurice Evans	2007
7.	21.0	Tyoka Jackson	1993
8.	20.0	Bruce Clark	1978
	20.0	Todd Atkins	1994
	20.0	LaVar Arrington	1999
	20.0	Aaron Maybin	2008
	20.0	Yetur Gross-Matos	2018
13.	19.5	Carl Nassib	2015
14.	18.0	Willie Smith	1994
	18.0	Todd Atkins	1995
	18.0	Brandon Noble	1996
	18.0	Brad Scioli	1998
	18.0	Justin Kurpekis	2000

SEASON SACKS

(Since 1975)

1.	15.5	Carl Nassib	2015
2.	15.0	Larry Rubin	1978
	15.0	Michael Haynes	2002
4.	13.5	Courtney Brown	1999
5.	12.5	Maurice Evans	2007
6.	12.0	Larry Rubin	1978
	12.0	Aaron Maybin	2008
8.	11.5	Shane Conlan	1983
	11.5	Courtney Brown	1998
10.	11.0	Mark D'Onofrio	1989
	11.0	Terry Killens	1995
	11.0	Tamba Hali	2005

CAREER INTERCEPTIONS

1.	19	Neal Smith	1967-69
2.	15	Pete Harris	1976-78, 80
	15	Darren Perry	1988-91
4.	13	Kim Herring	1993-96
5.	12	Junior Powell	1961-63
	12	Derek Bochna	1990-93
	12	Brian Miller	1993-96
	12	Alan Zemaitis	2002-05
	12	Anthony Scirrotto	2005-08
10.	11	Don Eyer	1951-53
	11	Dennis Onkotz	1967-69

SEASON INTERCEPTIONS

1.	10	Neal Smith	1969
	10	Pete Harris	1978
3.	8	Don Eyer	1952
	8	Jack Sherry	1952
	8	Neal Smith	1968
6.	7	Milt Plum	1956
	7	Dick Gingrich	1965
	7	Darren Perry	1990
	7	Kim Herring	1996
10.	6	11 Times, Last:	
		Ji'ayir Brown	2021

LONGEST INTERCEPTION RETURNS

1.	99*	Michael Mauti at Illinois	2012
2.	98	Wayne Berfield at Boston	1958
3.	91	Mark Robinson at Pittsburgh	1981
4.	90*	Alan Zemaitis at Purdue	2003
5.	87*	Ji'ayir Brown at Maryland	2021
6.	85	Tom Silvano vs. Gettysburg	1934
	85	Scott Radecic at West Virginia	1982
8.	83	Yaacov Yisrael at Iowa	2003
9.	82	Coop French at Penn	1929
	82*	Pete Curkendall vs. Maryland	1986

\*Non-Scoring Play

CAREER PASSES DEFENDED

	PD	PBU	INT		
1.	76	64	12	Derek Bochna	1990-93
2.	60	48	12	Brian Miller	1993-96
3.	52	37	15	Darren Perry	1988-91
4.	51	43	8	Leon Humphries	1988-91
5.	46	34	12	Alan Zemaitis	2002-05
6.	44	35	9	Duffy Cobbs	1983-86
7.	42	34	8	Lee Rubin	1990-93
	42	29	13	Kim Herring	1993-96
9.	41	33	8	David Macklin	1996-99
10.	39	34	5	Willie Thomas	1987-90
11.	37	30	7	John Reid	2015-19
12.	36	27	9	Sherrod Raigne	1986-89
13.	33	30	3	Shelly Hammonds	1990-93
14.	31	28	3	Reggie Givens	1989-92
	31	26	5	Eddie Johnson	1985-88
	31	29	2	Mark Tate	1993-96
--	23	20	3	Kalen King	2021-pres.

SEASON PASSES DEFENDED

	PD	PBU	INT		
--	----	-----	-----	--	--

**PENN STATE**

100+ Yards Rushing: 117, Kaytron Allen at Rutgers, 2022  
 150+ Yards Rushing: 202, Journey Brown vs. Memphis, 2019 ~  
 200+ Yards Rushing: 202, Journey Brown vs. Memphis, 2019 ~  
 300+ Yards Rushing: 327, Larry Johnson at Indiana, 2002  
 30-34 Rushing Attempts: 33, Saquon Barkley at Indiana, 2016  
 35+ Rushing Attempts: 35, Zach Zwinak vs. Nebraska, 2013  
 Three Touchdowns Rushing: Kaytron Allen at Indiana, 2022  
 Four Touchdowns Rushing: Saquon Barkley at Pittsburgh, 2016  
 Five Touchdowns Rushing: Ki-Jana Carter vs. Michigan State, 1994  
 60+ Yard Run: 62, Sean Clifford at Michigan, 2022  
 70+ Yard Run: 70, Nicholas Singleton vs. Ohio, 2022  
 80+ Yard Run: 85, Journey Brown vs. Pittsburgh, 2019  
 90+ Yard Run: 92, Saquon Barkley vs. Washington, 2017 @  
 Two Players Rush For 100 Yards: Will Levis (108) & Journey Brown (103) vs. Rutgers, 2019  
 QB/RB Rush For 100 Yards: Will Levis (108) & Journey Brown (103) vs. Rutgers, 2019  
 Four Rushing TD in One Quarter: vs. UMass, 2014 (2nd; Belton [2], Zwinak [2])  
 300+ Yards Passing: 371, Sean Clifford vs. Ohio State, 2022  
 350+ Yards Passing: 371, Sean Clifford vs. Ohio State, 2022  
 400+ Yards Passing: 401, Sean Clifford vs. Villanova, 2021  
 20-24 Pass Completions: 23, Sean Clifford vs. Minnesota, 2022  
 25-29 Pass Completions: 27, Sean Clifford at Maryland, 2021  
 30-34 Pass Completions: 32, Sean Clifford vs. Ohio State, 2022  
 35+ Pass Completions: 37, Sean Clifford at Purdue, 2022  
 30-39 Pass Attempts: 31, Sean Clifford vs. Minnesota, 2022  
 40-49 Pass Attempts: 47, Sean Clifford vs. Ohio State, 2022  
 50+ Pass Attempts: 52, Sean Clifford at Ohio State, 2021  
 Four Touchdown Passes: Sean Clifford vs. Michigan State, 2022  
 Five Touchdown Passes: Rashard Casey vs. Louisiana Tech, 2000  
 Four Interceptions Thrown: Zack Mills at Boston College, 2004  
 300+ Yards Total Offense: 361 (371 P, -10 R), Sean Clifford vs. Ohio State, 2022  
 350+ Yards Total Offense: 361 (371 P, -10 R), Sean Clifford vs. Ohio State, 2022  
 400+ Yards Total Offense: 452 (398 P, 54 R), Sean Clifford at Maryland, 2019  
 450+ Yards Total Offense: 452 (398 P, 54 R), Sean Clifford at Maryland, 2019  
 100+ Yards Receiving: 179, Parker Washington vs. Ohio State, 2022  
 150+ Yards Receiving: 179, Parker Washington vs. Ohio State, 2022  
 200+ Yards Receiving: 242, Jahan Dotson at Maryland, 2021  
 Two Players w/ 100 Yards Receiving: Jahan Dotson (127) & Parker Washington (108) at Ohio State, 2021  
 Two Players w/ 150 Yards Receiving: Geno Lewis (173) & DaeSean Hamilton (165) vs. UCF, 2014 #  
 Back-to-Back 100 Yard Receiving Games: Jahan Dotson, 21 (126 at Ohio State; 242 at Maryland)  
 Three Straight 100-Yard Receiving Games: Jahan Dotson, 2020-21 (108 vs. MSU; 189 at Illinois; 102 at Wisconsin)  
 10+ Receptions: 11, Parker Washington vs. Ohio State, 2022  
 50+ Yard Reception: 58, Parker Washington vs. Ohio State, 2022  
 60+ Yard Reception: 67, Brenton Strange at Purdue, 2022  
 70+ Yard Reception: 86, Jahan Dotson at Maryland, 2021  
 80+ Yard Reception: 86, Jahan Dotson at Maryland, 2021  
 Three Touchdowns Receiving: Jahan Dotson at Maryland, 2021  
 Four Touchdowns Receiving: Bobby Engram vs. Minnesota, 1993  
 150+ All-Purpose Yards: 167 (62 Rush, 5 Rec, 100 KR), Nicholas Singleton at Rutgers, 2022  
 200+ All-Purpose Yards: 219 (179 Rush, 40 KR), Nicholas Singleton vs. Ohio, 2022  
 250+ All-Purpose Yards: 254 (242 Rec, 12 PR), Jahan Dotson at Maryland, 2021  
 300+ All-Purpose Yards: 358 (211 Rush, 94 Rec, 53 KR), Saquon Barkley at Iowa, 2017 (SR)  
 Five Touchdowns Scored: 5 (4 rushing, 1 receiving), Saquon Barkley at Pittsburgh, 2016  
 Kickoff Return For Touchdown: 100, Nicholas Singleton at Rutgers, 2022  
 Rushing, Receiving & Kickoff Return TD in a game: Derrick Williams vs. Illinois, 2008  
 100-Yard Kickoff Return: 100, Nicholas Singleton at Rutgers, 2022  
 Punt Return For Touchdown: 81, Jahan Dotson vs. Michigan State, 2020  
 80-Yard Punt Return: 81, Jahan Dotson vs. Michigan State, 2020  
 Zero Punts in a Game: Purdue, 2013  
 Multiple Interceptions: 2, Ji'Air Brown vs. Arkansas, 2022 \$  
 90-Yard Interception Return: 99, Michael Mauti at Illinois, 2012  
 Interception Return For Touchdown: 47, Curtis Jacobs at Michigan, 2022  
 Five Interceptions in a Game (Team): at Rutgers, 2014  
 Multiple Forced Fumbles: 3, Lamont Wade, at Ohio State, 2019  
 Fumble Return For Touchdown (Defense): (2); 14 yards, Kobe King; 70 yards, Ji'Air Brown at Rutgers, 2022  
 Fumble Return For Touchdown (Special Teams): 14 yds, Nick Scott vs. Indiana, 2017 (forced by Irvin Charles)  
 Blocked Field Goal: Arnold Ebiketie vs. Indiana, 2021  
 Blocked Field Goal For Touchdown: 60 yards, Grant Haley vs. Ohio State, 2016 (Marcus Allen block)  
 Blocked Extra Point: Parker Cothren at Northwestern, 2015  
 Blocked Punt: Dominic DeLuca vs. Minnesota, 2022  
 Two Blocked Punts: Jonathan Sutherland vs. Idaho, 2019  
 Blocked Punt For Touchdown: 0 yards, Michael Yancich vs. Ohio State, 2012 (Mike Hull block)  
 Safety: Team (Fumble recovered in end zone), vs. Ohio, 2022  
 Two-Point Conversion Attempt: Sean Clifford to Parker Washington (pass failed) vs. Central Michigan, 2022  
 Two-Point Conversion: Sean Clifford to Jahan Dotson vs. Michigan, 2021  
 50-Yard Field Goal: 50, Jake Pinegar vs. Maryland, 2022  
 Four Field Goals: Tyler Davis at Rutgers, 2016  
 Five Field Goals: Collin Wagner vs. Temple, 2010

**OPPONENT**

100+ Yards Rushing: 102, Mohamed Ibrahim, Minnesota, 2022  
 150+ Yards Rushing: (177) Donovan Edwards/(172) Blake Corum, Michigan, 2022  
 200+ Yards Rushing: 223, Chase Brown, Illinois, 2021  
 30-34 Rushing Attempts: 30, Mohammed Ibrahim, Minnesota, 2022  
 35+ Rushing Attempts: 44, Mike Hart, Michigan, 2007 (OR)  
 Three Touchdowns Rushing: Trevor Siemian, Northwestern, 2014  
 Four Touchdowns Rushing: Montee Ball, Wisconsin, 2011  
 50+ Yard Run: (67) Donovan Edwards/(61) Blake Corum, Michigan, 2022  
 60+ Yard Run: (67) Donovan Edwards/(61) Blake Corum, Michigan, 2022  
 70+ Yard Run: 71, Jonathan Taylor, Wisconsin, 2018  
 Two Players Rush For 100 Yards: (177) Donovan Edwards/(172) Blake Corum, Michigan, 2022  
 300+ Yards Passing: 354, C.J. Stroud, Ohio State, 2022  
 400+ Yards Passing: 400, Brian Lewerke, Michigan State, 2017  
 500+ Yards Passing: 532, Case Keenum, Houston, 2011 (OR) \*  
 25-29 Pass Completions: 26, C.J. Stroud, Ohio State, 2022  
 30-44 Pass Completions: 30, Aidan O'Connell, at Purdue, 2022  
 45+ Pass Completions: 45, Case Keenum, Houston, 2011 (OR) \*  
 30-39 Pass Attempts: 43, Payton Thorne, Michigan State, 2022  
 40-49 Pass Attempts: 43, Payton Thorne, Michigan State, 2022  
 50+ Pass Attempts: 57, Taulia Tagovailoa, at Maryland, 2021  
 60+ Pass Attempts: 60, Aidan O'Connell, at Purdue, 2022  
 Four Touchdown Passes: 4, Justin Fields, Ohio State, 2020  
 Five Touchdown Passes: Sam Darnold, USC, 2016 ^  
 Four Interceptions Thrown: P.J. Walker, Temple, 2014  
 Five Interceptions Thrown: Gary Nova, Rutgers, 2014  
 300+ Yards Total Offense: 359 (354 P, 5 R), C.J. Stroud, Ohio State, 2022  
 400+ Yards Total Offense: 425 (400 P, 25 R), Brian Lewerke, Michigan State, 2017  
 500+ Yards Total Offense: 542 (532 P, 10 R), Case Keenum, Houston, 2011 (OR) \*  
 100+ Yards Receiving: 185, Marvin Harrison Jr., Ohio State, 2022  
 150+ Yards Receiving: 185, Marvin Harrison Jr., Ohio State, 2022  
 200+ Yards Receiving: 228, Patrick Edwards, Houston, 2011 \*  
 10+ Receptions: 10, Marvin Harrison Jr., Ohio State, 2022  
 50+ Yard Reception: 58, Jaxon Smith-Njigba from C.J. Stroud, Ohio State 2021  
 70+ Yard Reception: 70, Akrum Wadley from Nate Stanley, Iowa, 2017  
 80+ Yard Reception: 80, Dominique Barnes from Kurt Hess, Youngstown State, 2010  
 90+ Yard Reception: 99, Thomas Lewis from John Paci, Indiana, 1993  
 Three Touchdown Receptions: Deonta Burnett, USC, 2016 ^  
 Kickoff Return For Touchdown: 100, Darrynton Evans, Appalachian State, 2018  
 90-Yard Kickoff Return: 100, Darrynton Evans, Appalachian State, 2018  
 100-Yard Kickoff Return: 100, Darrynton Evans, Appalachian State, 2018  
 Punt Return For Touchdown: 58, Lynn Bowden Jr., Kentucky, 2018 +  
 70-Yard Punt Return: 75, Venric Mark, Northwestern, 2012  
 80-Yard Punt Return: 87, Willie Reid, Florida State, 2005 !  
 Multiple Interceptions: 2, J.T. Tuimolou, Ohio State, 2022  
 Interception Return For Touchdown: 14, J.T. Tuimolou, Ohio State, 2022  
 Fumble Return For Touchdown: 57, Jerron Cage, Ohio State, 2021  
 Blocked Punt: Dominique Dafney, Iowa, 2018  
 Blocked Punt For Touchdown: 27, Lerentee McCray, Florida, 2011 \$  
 Blocked Field Goal: Isaiahh Loudermilk, Wisconsin, 2018  
 Blocked Extra Point: Nick Aspey, vs. Central Michigan, 2022  
 Safety: 2, Team (blocked punt, snap out of the end zone on punt), Iowa, 2018  
 Two Safeties: Team (blocked punt, snap out of the end zone on punt), Iowa, 2018  
 Defensive Extra Point: 99, D.J. Johnson, Iowa, 2002  
 50-Yard Field Goal: 51, Jack Stone, Michigan State, 2022  
 Four Field Goals: Noah Ruggles, Ohio State, 2021

# - Croke Park Classic (Dublin, Ireland) | ! - Orange Bowl | \$ - Outback Bowl | ^ - Rose Bowl | \* - TicketCity Bowl  
 @ - PlayStation Fiesta Bowl | + - VRBO Citrus Bowl | ~ - Goodyear Cotton Bowl

(SR) - School Record | (OR) - Opponent Record

(2); 14 yards, Kobe King (forced by Marquis Wilson); 70 yards, Ji'Air Brown (forced by Curtis Jacobs) at Rutgers, 2022



**DREW ALLAR 15**

Quarterback | 6-5 | 242  
 Sophomore  
 Medina, Ohio/Medina  
 Major: Division of Undergraduate Studies

► 2023 ► SOPHOMORE SEASON

**ALLAR'S CAREER PASSING STATISTICS**

	C-A	Yds.	%	TD-INT	YPG	LG
2022	35-60	344	58.3	4-0	34.4	32
<b>Career</b>	<b>35-60</b>	<b>344</b>	<b>58.3</b>	<b>4-0</b>	<b>34.4</b>	<b>32</b>

**ALLAR'S CAREER OFFENSIVE STATISTICS**

	Att.-Yds.	Avg.	TD	LG	Rec.-Yds.	Avg.	TD	LG
2022	18-52	2.9	1	19	-	-	-	-
<b>Career</b>	<b>18-52</b>	<b>2.9</b>	<b>1</b>	<b>19</b>	<b>-</b>	<b>-</b>	<b>-</b>	<b>-</b>

► **ALLAR'S CAREER HIGHS**

Pass Completions.....9; at Indiana, 11/5/22  
 Pass Attempts.....12; at Indiana, 11/5/22  
 Passing Yards.....88; Ohio, 9/10/22  
 Passing Touchdowns.....2; Twice: Last at Indiana, 11/5/22  
 Long Pass.....32; Ohio, 9/10/22  
 Rushing Attempts.....6; at Rutgers, 11/19/22  
 Rushing Yards.....27; at Rutgers, 11/19/22  
 Rushing Touchdowns.....1; at Rutgers, 11/19/22  
 Longest Rush.....19; at Rutgers, 11/19/22



**KAYTRON ALLEN 13**

Running Back | 5-11 | 222  
 Sophomore  
 Norfolk, Va./IMG Academy (Fla.)  
 Major: Division of Undergraduate Studies

► **CAREER NOTES & RECORDS**

**Season: Records Set:** Allen (867) and Nicholas Singleton (1,061) became the first true freshman teammates in Big Ten history each with 700 or more rushing yards in a single season. **2022:** Finished with 10 rushing touchdowns, good for second, to Singleton (12), for most rushing touchdowns by a freshman in program history...The 867 rushing yards were the fourth-most by a Penn State freshman in a single season...Allen and Singleton became the only Penn State duo to each rush for 850+ yards in a season and one of three 800+ rushing yard duos: 2022 (Singleton, 1,061; Allen, 867), 2013 (Zach Zwinak, 989; Bill Belton, 803), 2005 (Tony Hunt, 1,047; Michael Robinson, 806).

**Game: 2022:** In the win at Indiana (11/5), became the first Penn State freshman with three rushing touchdowns in a game since Austin Scott against Kent State in 2003...His three rushing scores against the Hoosiers were the most by a Nittany Lion since Journey Brown's three scores against Rutgers in 2019...Allen and Nicholas Singleton each scored two touchdowns against Auburn, becoming the only Penn State freshmen to both score two rushing touchdowns in a game since at least 2000.

► 2023 ► SOPHOMORE SEASON

Awards: *Preseason:* Named to Doak Walker Award watch list.

**ALLEN'S CAREER STATISTICS**

	Att.-Yds.	Avg.	TD	LG	Rec.-Yds.	Avg.	TD	LG
2022	167-867	5.2	10	59	20-188	9.4	1	45
<b>Career</b>	<b>167-867</b>	<b>5.2</b>	<b>10</b>	<b>59</b>	<b>20-188</b>	<b>9.4</b>	<b>1</b>	<b>45</b>

► **ALLEN'S CAREER HIGHS**

Rushing Attempts.....21; Twice: Last Michigan State, 11/26/22  
 Rushing Yards.....117; at Rutgers, 11/19/22  
 Rushing Touchdowns.....3; at Indiana, 11/5/22  
 Longest Rush.....59; at Rutgers, 11/19/22  
 Receptions.....3; Three Times: Last vs. Utah, 1/2/23  
 Receiving Yards.....72; at Indiana, 11/5/22  
 Receiving Touchdowns.....1; Ohio State, 10/29/22  
 Longest Reception.....45; at Indiana, 11/5/22



**KALEB ARTIS 58**

Defensive Tackle | 6-4 | 319  
 Redshirt Freshman  
 Westbury, N.Y./St. Francis Prep  
 Major: Division of Undergraduate Studies

► 2023 ► REDSHIRT FRESHMAN SEASON



**ALEX BACCHETTA 97**

Punter | 6-2 | 220  
 Redshirt Freshman  
 Atlanta, Ga./The Westminster Schools  
 Major: Division of Undergraduate Studies

► 2023 ► REDSHIRT FRESHMAN SEASON

**BACCHETTA'S CAREER PUNTING STATISTICS**

	Punts	Yards	Avg.	I-20	FC	50+	LG	BLK
2022	4	160	40.0	3	2	-	42	-
<b>Career</b>	<b>4</b>	<b>160</b>	<b>40.0</b>	<b>3</b>	<b>2</b>	<b>-</b>	<b>42</b>	<b>-</b>

► **BACCHETTA'S CAREER HIGHS**

Punt Attempts.....2; Twice: Last at Rutgers, 11/19/22  
 Punt Yards.....81; Maryland, 11/12/22  
 Punt Average.....40.5; Maryland, 11/12/22  
 Longest Punt.....42; at Rutgers, 11/19/22  
 Punts Inside the 20.....2; Maryland, 11/12/22



**HAKEEM BEAMON 51**

Defensive Tackle | 6-3 | 290  
 Redshirt Senior  
 Midlothian, Va./Manchester  
 Major: Rehabilitation and Human Services

► 2023 ► REDSHIRT SENIOR SEASON

Awards: *Preseason:* Named to Reese's Senior Bowl watch list.

**BEAMON'S CAREER STATISTICS**

	UT-AT	TT	FF	FR	I	PBU	SACK	TFL
2019	1-1	2	-	-	-	-	-	-
2020	4-3	7	-	-	-	-	-	1.5-2
2021	-	-	-	-	-	-	-	-
2022	8-8	16	-	-	-	4	-	6.0-16
<b>Career</b>	<b>13-12</b>	<b>25</b>	<b>-</b>	<b>-</b>	<b>-</b>	<b>4</b>	<b>-</b>	<b>7.5-18</b>

► **BEAMON'S CAREER HIGHS**

Tackles.....3; Twice: Last Michigan State, 11/26/22  
 Tackles for Loss ..... 1.5; at Rutgers, 11/19/22  
 Pass Breakups ..... 2; Northwestern, 10/1/22



**ABDUL CARTER 11**

Linebacker | 6-3 | 249  
 Sophomore  
 Philadelphia, Pa./La Salle College High School  
 Major: Division of Undergraduate Studies

► **CAREER NOTES & RECORDS**

**Season: 2022:** Joined Deion Barnes (10 TFL, 6 sacks; 2012) as the only Penn State freshmen to record 10-plus tackles for loss and 6-plus sacks in a season...Was one of eight linebackers (10 instances) to put up 10-plus tackles for loss and 6-plus sacks in a season at Penn State...Became the first PSU linebacker since Dan Connor (15 TFL, 6.5 sacks; 2007) to reach the milestone.

► **2023 ► SOPHOMORE SEASON**

**Awards: Preseason:** Named to the Bednarik Award, Butkus Award, Lombardi Award, Lott IMPACT Trophy and Nagurski Award watch lists...Earned PFF All-American honorable mention recognition.

**CARTER'S CAREER STATISTICS**

	UT-AT	TT	FF	FR	I	PBU	SACK	TFL
2022	36-20	56	2	-	-	4	6.5-59	10.5-64
<b>Career</b>	<b>36-20</b>	<b>56</b>	<b>2</b>	<b>-</b>	<b>-</b>	<b>4</b>	<b>6.5-59</b>	<b>10.5-64</b>

► **CARTER'S CAREER HIGHS**

Tackles.....8; Minnesota, 10/22/22  
 Tackles for Loss ..... 3; Michigan State, 11/26/22  
 Sacks.....2; Michigan State, 11/26/22  
 Forced Fumbles.....1; Twice: Last Maryland, 11/12/22  
 Pass Breakups ..... 1; Four Times: Last Maryland, 11/12/22



**DANTE CEPHAS 3**

Wide Receiver | 6-0 | 193  
 Redshirt Senior  
 Pittsburgh, Pa./Penn Hills/Kent State  
 Major: Telecommunications

► **2023 ► REDSHIRT SENIOR SEASON**

**Awards: Preseason:** Named to the Biletnikoff Award and Reese's Senior Bowl watch lists.

**CEPHAS' CAREER STATISTICS**

	Att.-Yds.	Avg.	TD	LG	Rec.-Yds.	Avg.	TD	LG
2019*	-	-	-	-	4-19	4.8	-	8
2020*	1-6	6.0	-	6	11-136	12.4	-	50
2021*	-	-	-	-	82-1240	15.1	9	80
2022*	2-12	6.0	-	8	48-744	15.5	3	54
<b>Career</b>	<b>3-18</b>	<b>6.0</b>	<b>-</b>	<b>8</b>	<b>145-2,139</b>	<b>14.8</b>	<b>12</b>	<b>80</b>

► **CEPHAS' CAREER HIGHS**

Receptions ..... 13; Twice: Last Ohio, 10/1/22\*  
 Receiving Yards ..... 246; Ohio, 10/1/22\*  
 Receiving Touchdowns ..... 3; Buffalo, 10/9/21\*  
 Longest Reception ..... 80; vs. Wyoming, 12/21/21\*  
 Rushing Attempts ..... 1; Three Times: Last at Miami (Ohio), 10/8/22\*  
 Rushing Yards ..... 8; at Miami (Ohio), 10/8/22\*  
 Longest Rush ..... 8; at Miami (Ohio), 10/8/22\*

\* at Kent State(2019-22).



**LIAM CLIFFORD 2**

Wide Receiver | 6-1 | 201  
 Redshirt Sophomore  
 Maineville, Ohio/St. Xavier  
 Major: Advertising and Public Relations

► **2023 ► REDSHIRT SOPHOMORE SEASON**

**CLIFFORD'S CAREER STATISTICS**

	Att.-Yds.	Avg.	TD	LG	Rec.-Yds.	Avg.	TD	LG
2022	-	-	-	-	8-89	11.1	-	20
<b>Career</b>	<b>-</b>	<b>-</b>	<b>-</b>	<b>-</b>	<b>8-89</b>	<b>11.1</b>	<b>-</b>	<b>20</b>

► **CLIFFORD'S CAREER HIGHS**

Receptions ..... 3; at Indiana, 11/5/22  
 Receiving Yards ..... 31; at Indiana, 11/5/22  
 Longest Reception ..... 20; Central Michigan, 9/24/22



**NICK DAWKINS 53**

Offensive Line | 6-4 | 315  
 Redshirt Junior  
 Allentown, Pa./Parkland  
 Major: Recreation, Park and Tourism Management

► **2023 ► REDSHIRT JUNIOR SEASON**



**DOMINIC DELUCA 0**

Linebacker | 6-1 | 218  
 Redshirt Sophomore  
 West Pittston, Pa./Wyoming Area  
 Major: Agribusiness Management

► **CAREER NOTES & RECORDS**

**Game: 2022:** Blocked a punt against Minnesota (10/22), Penn State's first blocked punt since Journey Brown against Buffalo in 2019.

► **2023 ► REDSHIRT SOPHOMORE SEASON**

**Season:** Named a team captain at the conclusion of spring practice...Awarded No. 0 jersey as Penn State's special teams leader, beginning a new Penn State tradition.

**DELUCA'S CAREER STATISTICS**

	UT-AT	TT	FF	FR	I	PBU	SACK	TFL
2022	18-11	29	-	-	-	1	1.0-3	2.0-6
<b>Career</b>	<b>18-11</b>	<b>29</b>	<b>-</b>	<b>-</b>	<b>-</b>	<b>1</b>	<b>1.0-3</b>	<b>2.0-6</b>

► **DELUCA'S CAREER HIGHS**

Tackles ..... 5; Ohio, 9/10/22  
 Tackles for Loss ..... 1.5; at Rutgers, 11/19/22  
 Sacks ..... 1; at Rutgers, 11/19/22  
 Pass Breakups ..... 1; Michigan State, 11/26/22  
 Blocked Kicks ..... 1; Minnesota, 10/22/22





**DANI DENNIS-SUTTON 33**

Defensive End | 6-5 | 261  
 Sophomore  
 Millsboro, Del./McDonogh School (Md.)  
 Major: Division of Undergraduate Studies


► 2023 ► SOPHOMORE SEASON

**DENNIS-SUTTON'S CAREER STATISTICS**

	UT-AT	TT	FF	FR	I	PBU	SACK	TFL
2022	11-6	17	-	-	1	1	3.0-21	3.5-22
<b>Career</b>	<b>11-6</b>	<b>17</b>	<b>-</b>	<b>-</b>	<b>1</b>	<b>1</b>	<b>3.0-21</b>	<b>3.5-22</b>

► DENNIS-SUTTON'S CAREER HIGHS

**Tackles**..... 3; Twice: Last at Indiana, 11/5/22  
**Tackles for Loss** ..... 2; Central Michigan, 9/24/22  
**Sacks**..... 2; Central Michigan, 9/24/22  
**Interceptions**..... 1; at Indiana, 11/5/22  
**Long Interception Return** ..... 20; at Indiana, 11/5/22  
**Pass Breakups** ..... 1; Central Michigan, 9/24/22



**MATT DETISCH 75**

Offensive Line | 6-6 | 300  
 Redshirt Freshman  
 Mars, Pa./Mars Area  
 Major: Division of Undergraduate Studies

► 2023 ► REDSHIRT FRESHMAN SEASON



**KHALIL DINKINS 16**

Tight End | 6-4 | 245  
 Redshirt Sophomore  
 Wexford, Pa./North Allegheny  
 Major: Division of Undergraduate Studies

► 2023 ► REDSHIRT SOPHOMORE SEASON

**DINKINS' CAREER STATISTICS**

	Att.-Yds.	Avg.	TD	LG	Rec.-Yds.	Avg.	TD	LG
2022	-	-	-	-	4-53	13.3	1	28
<b>Career</b>	<b>-</b>	<b>-</b>	<b>-</b>	<b>-</b>	<b>4-53</b>	<b>13.3</b>	<b>1</b>	<b>28</b>

► DINKINS' CAREER HIGHS

**Receptions**..... 31; Four Times: Last at Rutgers, 11/29/22  
**Receiving Yards**..... 28; Ohio, 9/10/22  
**Receiving Touchdowns**..... 1; Ohio, 9/10/22  
**Longest Reception** ..... 28; Ohio, 9/10/22



**JOHNNY DIXON 3**

Cornerback | 6-0 | 196  
 Senior  
 Tampa, Fla./Chamberlain/South Carolina  
 Major: Recreation, Park and Tourism Management

► 2023 ► SENIOR SEASON

**Awards:** Named to the Reese's Senior Bowl watch list.

**DIXON'S CAREER STATISTICS**

	UT-AT	TT	FF	FR	I	PBU	SACK	TFL
2019*	2-1	3	-	-	1	-	-	1-2
2020*	8-6	34	-	1	-	5	-	-
2021	8-2	10	-	-	-	2	-	0.5-0
2022	17-6	23	1	-	2	10	3.0-20	4.5-24
<b>Career</b>	<b>55-15</b>	<b>70</b>	<b>1</b>	<b>1</b>	<b>3</b>	<b>17</b>	<b>3.0-20</b>	<b>6.0-26</b>

► DIXON'S CAREER HIGHS

**Tackles**..... 5; Three Times: Last Georgia, 11/28/20\*  
**Tackles for Loss** ..... 1.5; Ohio, 9/10/22  
**Sacks**..... 1; Three Times: Last Ohio State, 10/29/22  
**Forced Fumbles**..... 1; Ohio State, 10/29/22  
**Fumble Recoveries**..... 1; at Ole Miss, 11/14/20\*  
**Interceptions**..... 1; Three Times: Last at Rutgers, 11/19/22  
**Long Interception Return** ..... 10; at Rutgers, 11/19/22  
**Pass Breakups** ..... 3; Central Michigan, 9/24/22

\* at South Carolina (2019-20).



**CRISTIAN DRIVER 80**

Wide Receiver | 5-11 | 188  
 Redshirt Freshman  
 Flower Mound, Texas/Liberty Christian  
 Major: Division of Undergraduate Studies

► 2023 ► REDSHIRT SOPHOMORE SEASON



**ZANE DURANT 28**

Defensive Tackle | 6-1 | 285  
 Sophomore  
 Lake Nona, Fla./Lake Nona  
 Major: Division of Undergraduate Studies

► 2023 ► SOPHOMORE SEASON

**DURANT'S CAREER STATISTICS**

	UT-AT	TT	FF	FR	I	PBU	SACK	TFL
2022	1-4	5	-	-	-	-	1.0-8	1.0-8
<b>Career</b>	<b>1-4</b>	<b>5</b>	<b>-</b>	<b>-</b>	<b>-</b>	<b>-</b>	<b>1.0-8</b>	<b>1.0-8</b>

► DURANT'S CAREER HIGHS

**Tackles**..... 3; Maryland, 11/12/22  
**Tackles for Loss** ..... 1; Maryland, 11/12/22  
**Sacks**..... 1; Maryland, 11/12/22



**TYLER DUZANSKY 48**

Long Snapper | 6-4 | 215  
 Redshirt Sophomore  
 Glen Ellyn, Ill./St. Francis Prep  
 Major: Supply Chain and Information Systems

► 2023 ► REDSHIRT SOPHOMORE SEASON



**DVON ELLIES 91**

Defensive Tackle | 6-1 | 298  
 Redshirt Senior  
 Burtonsville, Md./McDonogh School  
 Major: Journalism

► 2023 ► REDSHIRT SENIOR SEASON

Awards: *Preseason:* Named to the Allstate Good Works Team and Wuerffel Trophy watch lists.

**ELLIES' CAREER STATISTICS**

	UT-AT	TT	FF	FR	I	PBU	SACK	TFL
2020	3-0	3	-	-	-	-	1.0-10	1.0-10
2021	7-8	15	-	1	-	-	-	1.5-1
2022	6-9	15	1	-	-	1	1.0-9	2.0-12
<b>Career</b>	<b>16-17</b>	<b>33</b>	<b>1</b>	<b>1</b>	<b>-</b>	<b>1</b>	<b>2.0-19</b>	<b>4.5-23</b>

► ELLIES' CAREER HIGHS

Tackles..... 4; at Michigan State, 11/27/21  
 Tackles for Loss ..... 1.0; Four Times: Last at Indiana, 11/5/22  
 Sacks ..... 1.0; Twice: Last at Indiana, 11/5/22  
 Forced Fumbles..... 1; at Michigan, 10/15/22  
 Fumble Recoveries ..... 1; Illinois, 10/23/21  
 Pass Breakups ..... 1; Michigan State, 11/26/22



**KEATON ELLIS 2**

Safety | 5-11 | 190  
 Senior  
 State College, Pa./State College Area  
 Major: Recreation, Park and Tourism Management

► CAREER NOTES & RECORDS

Season: 2019: Tied for ninth at Penn State with three forced fumbles.

► 2023 ► SENIOR SEASON

Awards: *Preseason:* Named to the Reese's Senior Bowl watch list.

Season: Named a team captain at the conclusion of spring practice.

**ELLIS' CAREER STATISTICS**

	UT-AT	TT	FF	FR	I	PBU	SACK	TFL
2019	9-9	18	3	1	-	2	-	-
2020	7-5	12	-	-	1	2	-	1.0-4
2021	14-4	18	-	-	-	1	-	-
2022	15-9	24	-	-	-	7	-	2.0-6
<b>Career</b>	<b>45-27</b>	<b>72</b>	<b>3</b>	<b>1</b>	<b>1</b>	<b>12</b>	<b>-</b>	<b>3.0-10</b>

► ELLIS' CAREER HIGHS

Tackles..... 6; Twice: Last vs. Arkansas, 1/1/22  
 Tackles for Loss ..... 1.0; Three Times: Last at Rutgers, 11/19/22  
 Forced Fumbles ..... 1; Three Times: Last at Minnesota, 11/19/19  
 Fumble Recoveries ..... 1; at Maryland, 9/27/19  
 Interceptions..... 1; Illinois, 12/19/20  
 Pass Breakups ..... 4; at Purdue, 9/1/22



**TYLER ELSDON 43**

Linebacker | 6-2 | 229  
 Junior  
 Frackville, Pa./North Schuylkill  
 Major: Health Policy and Administration

► 2023 ► JUNIOR SEASON

Awards: *Preseason:* Named to the Reese's Senior Bowl watch list.

**ELSDON'S CAREER STATISTICS**

	UT-AT	TT	FF	FR	I	PBU	SACK	TFL
2020	1-0	1	-	-	-	-	-	-
2021	9-2	11	-	-	-	-	-	-
2022	25-19	44	-	1	-	1	1.0-2	2.0-6
<b>Career</b>	<b>35-21</b>	<b>56</b>	<b>-</b>	<b>1</b>	<b>-</b>	<b>1</b>	<b>1.0-1</b>	<b>2.0-6</b>

► ELSDON'S CAREER HIGHS

Tackles..... 6; Four Times: Last vs. Utah, 1/2/23  
 Tackles for Loss ..... 1.0; Twice: Last at Rutgers, 11/19/22  
 Sacks ..... 1.0; at Rutgers, 11/19/22  
 Fumble Recoveries ..... 1; Michigan State, 11/26/22  
 Pass Breakups ..... 1; Northwestern, 10/1/22



**OMARI EVANS 5**

Wide Receiver | 6-0 | 189  
 Sophomore  
 Killeen, Texas/Shoemaker  
 Major: Division of Undergraduate Studies

► 2023 ► SOPHOMORE SEASON

Awards: *Preseason:* Named to the Earl Campbell Tyler Rose Award watch list.

**EVANS' CAREER STATISTICS**

	Att.-Yds.	Avg.	TD	LG	Rec.-Yds.	Avg.	TD	LG
2022	1-7	7.0	-	7	5-55	11.0	1	32
<b>Career</b>	<b>1-7</b>	<b>7.0</b>	<b>-</b>	<b>7</b>	<b>5-55</b>	<b>11.0</b>	<b>1</b>	<b>32</b>

► EVANS' CAREER HIGHS

Receptions..... 2; Twice: Last Ohio State, 10/29/22  
 Receiving Yards..... 30; Ohio, 9/10/22  
 Longest Reception ..... 32; Ohio, 9/10/22  
 Receiving Touchdowns ..... 1; Ohio, 9/10/22  
 Rushing Attempts ..... 1; Minnesota, 10/22/22  
 Rushing Yards..... 7; Minnesota, 10/22/22  
 Longest Rush..... 7; Minnesota, 10/22/22



**OLUMUYIWA FASHANU 74**

Offensive Line | 6-6 | 317  
 Junior  
 Waldorf, Md./Gonzaga College High School  
 Major: Supply Chain and Information Systems

> 2023 > JUNIOR SEASON

**Awards: Preseason:** Named an Associated Press, Sporting News and PFF preseason first-team All-American...Earned a spot on the Walter Camp Player of the Year, Lombardi Award, Outland Trophy and Reese's Senior Bowl watch lists.

**Season:** Named a team captain at the conclusion of spring practice.



**ALEX FELKINS 91**

Kicker | 6-3 | 200  
 Senior  
 Tulsa, Okla./Holland Hall/Columbia  
 Major: Business Management Foundations (GC)

> 2023 > SENIOR SEASON

**FELKINS' CAREER KICKING STATISTICS**

	FGM-A	%	0-19	20-29	30-39	40-49	50+	LG	XP	PTS
2019*	9-14	64.3	-	5-6	1-3	1-2	2-3	51	22-24	49
2020*	Season Cancelled - COVID 19 Pandemic									
2021*	16-24	66.7	1-1	4-5	7-8	4-10	-	42	25-27	73
2022*	11-16	68.8	-	3-4	4-6	3-4	1-2	53	28-28	61
<b>Career</b>	<b>36-54</b>	<b>66.7</b>	<b>1-1</b>	<b>12-15</b>	<b>12-17</b>	<b>8-16</b>	<b>3-5</b>	<b>53</b>	<b>75-79</b>	<b>183</b>

**FELKINS' CAREER KICKOFF STATISTICS**

	KO	Yds.	Avg.	TB	OB
2019	41	2,405	58.7	24	1
2020	Season Cancelled - COVID 19 Pandemic				
2021	55	3,392	61.7	38	1
2022	49	2,959	60.4	29	2
<b>Career</b>	<b>145</b>	<b>8,756</b>	<b>60.4</b>	<b>91</b>	<b>4</b>

> **FELKINS' CAREER HIGHS**

**Points Scored**..... 13; Marist, 9/18/21\*  
**PATs Made**..... 6; Cornell, 11/19/22\*  
**PATs Attempted**..... 6; Twice: Last Cornell, 11/19/22\*  
**Field Goals Made**..... 3; Four Times: Last Dartmouth, 10/22/22\*  
**Field Goals Attempted**..... 5; Penn, 10/16/21\*  
**Longest Field Goal**..... 53; at Marist, 9/17/22\*  
**Kickoffs**..... 8; Twice: Last Marist, 9/18/21\*  
**Kickoff Yards**..... 515; Marist, 9/18/21\*  
**Kickoff Average**..... 65.0; Seven Times; Last at Penn, 10/15/22\*

\* at Columbia (2019-22).



**ZURIAH FISHER 36**

Defensive End | 6-3 | 254  
 Redshirt Junior  
 Aliquippa, Pa./Aliquippa  
 Major: Recreation, Park and Tourism Management

> 2023 > REDSHIRT JUNIOR SEASON

**FISHER'S CAREER STATISTICS**

	UT-AT	TT	FF	FR	I	PBU	SACK	TFL
2021	2-2	4	-	-	-	-	-	-
2022	1-1	2	-	-	-	-	-	-
<b>Career</b>	<b>3-3</b>	<b>6</b>	<b>-</b>	<b>-</b>	<b>-</b>	<b>-</b>	<b>-</b>	<b>-</b>

> **FISHER'S CAREER HIGHS**

**Tackles**..... 2; vs. Arkansas, 1/1/22



**JIM FITZGERALD 65**

Offensive Line | 6-7 | 318  
 Redshirt Freshman  
 Severna Park, Md./Archbishop Spalding  
 Major: Division of Undergraduate Studies

> 2023 > REDSHIRT FRESHMAN SEASON



**MEHKI FLOWERS 10**

Safety | 6-0 | 190  
 Redshirt Freshman  
 Harrisburg, Pa./Central Dauphin East  
 Major: Division of Undergraduate Studies

> 2023 > REDSHIRT FRESHMAN SEASON



**DAEQUAN HARDY 25**

Cornerback | 5-9 | 178  
 Redshirt Senior  
 Pittsburgh, Pa./Penn Hills  
 Major: Psychology

> 2023 > REDSHIRT SENIOR SEASON

**HARDY'S CAREER STATISTICS**

	UT-AT	TT	FF	FR	I	PBU	SACK	TFL
2020	8-2	10	-	-	-	2	-	1.0-7
2021	11-4	15	-	-	2	7	1.0-8	3.0-13
2022	9-4	13	1	-	1	4	0.5-1	0.5-1
<b>Career</b>	<b>28-10</b>	<b>38</b>	<b>1</b>	<b>-</b>	<b>3</b>	<b>13</b>	<b>1.5-9</b>	<b>4.5-21</b>

> **HARDY'S CAREER HIGHS**

**Tackles**..... 3; Four Times: Last Minnesota, 10/22/22  
**Tackles for Loss**..... 2; at Iowa, 10/9/21  
**Sacks**..... 1; at Iowa, 10/9/21  
**Forced Fumbles**..... 1; at Michigan, 10/15/22  
**Interceptions**..... 1; Three Times: Last at Indiana, 11/5/22  
**Long Interception Return**..... 18; at Indiana, 11/5/22  
**Pass Breakups**..... 2; Three Times: last at Purdue, 9/1/22



**IAN HARVIE 54**

Offensive Line | 6-2 | 271  
 Redshirt Freshman  
 Royersford, Pa./Spring-Ford  
 Major: Division of Undergraduate Studies

► 2023 ► REDSHIRT FRESHMAN SEASON



**TYLER HOLZWORTH 34**

Running Back | 6-0 | 218  
 Redshirt Sophomore  
 Milford, N.J./Delaware Valley Regional/Delaware Valley  
 Major: Agribusiness Management

► 2023 ► REDSHIRT SOPHOMORE SEASON

**HOLZWORTH'S CAREER STATISTICS**

	Att.-Yds.	Avg.	TD	LG	Rec.-Yds.	Avg.	TD	LG
2022	6-19	3.2	-	7	2-16	8.0	-	9
<b>Career</b>	<b>6-19</b>	<b>3.2</b>	<b>-</b>	<b>7</b>	<b>2-16</b>	<b>8.0</b>	<b>-</b>	<b>9</b>

► **HOLZWORTH'S CAREER HIGHS**

Rushing Attempts .....3; Maryland, 11/12/22  
 Rushing Yards.....14; Maryland, 11/12/22  
 Longest Rush.....7; Maryland, 11/12/22  
 Receptions.....1; Twice: Last Maryland, 11/12/22  
 Receiving Yards.....9; at Indiana, 11/5/22  
 Longest Reception .....9; at Indiana, 11/5/22



**OLAIVAVEGA IOANE 71**

Offensive Line | 6-4 | 348  
 Redshirt Freshman  
 Graham, Wash./Graham-Kapowsin  
 Major: Division of Undergraduate Studies

► 2023 ► REDSHIRT FRESHMAN SEASON



**ADISA ISAAC 20**

Defensive End | 6-4 | 249  
 Redshirt Senior  
 Brooklyn, N.Y./Canarsie  
 Major: Rehabilitation and Human Services

► 2022 ► REDSHIRT SENIOR SEASON

**Awards: Preseason:** Named to the Reese's Senior Bowl watch list.

**Season:** Named a team captain during fall camp.

**ISAAC'S CAREER STATISTICS**

	UT-AT	TT	FF	FR	I	PBU	SACK	TFL
2019	4-10	14	1	-	-	-	1.5-8	3.0-13
2020	5-8	13	-	-	-	-	1.5-15	1.5-15
2021	Redshirt Season							
2022	15-13	28	-	-	-	-	4.0-32	11.0-49
<b>Career</b>	<b>24-31</b>	<b>55</b>	<b>1</b>	<b>-</b>	<b>-</b>	<b>-</b>	<b>7.0-55</b>	<b>15.5-77</b>

► **ISAAC'S CAREER HIGHS**

Tackles.....5; Twice: Last vs. Utah, 1/2/23  
 Tackles For Loss .....3.0; at Auburn, 9/17/22  
 Sacks.....1.5; at Maryland, 9/27/19  
 Forced Fumbles.....1; at Maryland, 9/27/19



**GOLDEN ISRAEL-ACHUMBA 78**

Offensive Line | 6-4 | 332  
 Redshirt Junior  
 Bowie, Md./DeMatha Catholic  
 Major: Management

► 2023 ► REDSHIRT JUNIOR SEASON



**COZIAH IZZARD 99**

Defensive Tackle | 6-3 | 295  
 Junior  
 Columbia, Md./DeMatha Catholic  
 Major: Telecommunications

► 2023 ► JUNIOR SEASON

**IZZARD'S CAREER STATISTICS**

	UT-AT	TT	FF	FR	I	PBU	SACK	TFL
2021	11-10	21	1	-	-	-	2.0-14	3.0-15
2022	7-3	10	-	-	-	-	2.0-12	4.0-21
<b>Career</b>	<b>18-13</b>	<b>31</b>	<b>1</b>	<b>-</b>	<b>-</b>	<b>-</b>	<b>4.0-26</b>	<b>7.0-36</b>

► **IZZARD'S CAREER HIGHS**

Tackles.....5; Illinois, 10/23/21  
 Tackles for Loss .....2.0; at Michigan, 10/15/22  
 Sacks.....1.0; Four Times: Last at Indiana, 11/5/22  
 Forced Fumbles.....1; Rutgers, 11/20/21



**CURTIS JACOBS 23**

Linebacker | 6-1 | 235  
 Junior  
 Glen Burnie, Md./McDonogh School  
 Major: Telecommunications

► 2023 ► JUNIOR SEASON

**Awards: Preseason:** Named to the Butkus Award and Reese's Senior Bowl watch lists.

**JACOBS' CAREER STATISTICS**

	UT-AT	TT	FF	FR	I	PBU	SACK	TFL
2020	6-3	9	-	-	-	1	-	0.5-1
2021	39-22	61	-	-	1	-	3.0-11	7.0-20
2022	29-23	52	1	2	1	2	4.0-29	7.5-37
<b>Career</b>	<b>74-48</b>	<b>122</b>	<b>1</b>	<b>2</b>	<b>2</b>	<b>3</b>	<b>7.0-40</b>	<b>15.0-58</b>

► **JACOBS' CAREER HIGHS**

Tackles..... 14; Minnesota, 10/22/22  
 Tackles For Loss..... 2.0; Five Times: Last vs. Utah, 1/2/23  
 Sacks..... 2.0; vs. Utah, 1/2/23  
 Forced Fumbles..... 1; at Rutgers, 11/19/22  
 Fumble Recoveries..... 1; Twice: Last Northwestern, 10/11/22  
 Interceptions..... 1; Twice: Last at Michigan, 10/15/22  
 Long Interception Return..... 47; at Michigan, 10/15/22  
 Pass Breakups..... 1; Three Times: Last at Rutgers, 11/19/22



**THEO JOHNSON 84**

Tight End | 6-6 | 260  
 Junior  
 Windsor, Ontario/Holy Names Catholic  
 Major: Psychology

► **2023 ► JUNIOR SEASON**


**Awards: Preseason:** Named to the Mackey Award and Reese's Senior Bowl watch lists.  
**Season:** Named a team captain during fall camp.

**JOHNSON'S CAREER STATISTICS**

	Att.-Yds.	Avg.	TD	LG	Rec.-Yds.	Avg.	TD	LG
2020	-	-	-	-	4-56	14.0	-	23
2021	-	-	-	-	19-213	11.2	1	37
2022	-	-	-	-	20-328	16.4	4	48
<b>Career</b>	-	-	-	-	<b>43-597</b>	<b>13.9</b>	<b>5</b>	<b>48</b>

► **JOHNSON'S CAREER HIGHS**

Receptions..... 5; Minnesota, 10/22/22  
 Receiving Yards..... 75; Twice: Last Minnesota, 10/22/22  
 Receiving Touchdowns..... 2; Michigan State, 11/26/22  
 Long Reception..... 48; Michigan State, 11/26/22



**KALEN KING 4**

Cornerback | 5-11 | 190  
 Junior  
 Detroit, Mich./Cass Tech  
 Major: Recreation, Park and Tourism Management

► **2023 ► JUNIOR SEASON**

**Awards: Preseason:** Earned first-team preseason All-American honors from the Associated Press, Sporting News and PFF...Named to the Bednarik Award, Bronko Nagurski Trophy, Jim Thorpe Award and Lott IMPACT Trophy watch lists.

**KING'S CAREER STATISTICS**

	UT-AT	TT	FF	FR	I	PBU	SACK	TFL
2021	15-8	23	1	-	-	5	-	1.0-2
2022	23-7	30	1	1	3	18	-	3.0-8
<b>Career</b>	<b>38-15</b>	<b>53</b>	<b>2</b>	<b>1</b>	<b>3</b>	<b>23</b>	-	<b>4.0-10</b>

► **KING'S CAREER HIGHS**

Tackles..... 7; vs. Arkansas, 1/1/22  
 Tackles for Loss..... 1.0; Four Times: Last Michigan State, 11/26/22  
 Forced Fumbles..... 1; Twice: Last Central Michigan, 9/24/22  
 Fumble Recoveries..... 1; Central Michigan, 9/24/22  
 Interceptions..... 1; Three Times: Last vs. Utah, 1/2/23  
 Pass Breakups..... 5; Michigan State, 11/26/22



**KOBE KING 41**

Linebacker | 6-1 | 242  
 Redshirt Sophomore  
 Detroit, Mich./Cass Tech  
 Major: Recreation, Park and Tourism Management

► **2023 ► REDSHIRT SOPHOMORE SEASON**

**KING'S CAREER STATISTICS**

	UT-AT	TT	FF	FR	I	PBU	SACK	TFL
2021	1-2	3	-	-	-	-	-	-
2022	20-21	41	-	1	-	3	-	4.0-10
<b>Career</b>	<b>21-23</b>	<b>44</b>	-	<b>1</b>	-	<b>3</b>	-	<b>4.0-10</b>

► **KING'S CAREER HIGHS**

Tackles..... 8; at Indiana, 11/5/22  
 Tackles for Loss..... 2.5; at Indiana, 11/5/22  
 Fumble Recoveries..... 1; at Rutgers, 11/19/22  
 Long Fumble Return..... 14; at Rutgers, 11/19/22  
 Pass Breakups..... 1; Three Times: Last vs. Utah, 1/2/23



**KEANDRE LAMBERT-SMITH 1**

Wide Receiver | 6-1 | 185  
 Junior  
 Norfolk, Va./Maury  
 Major: Recreation, Park and Tourism Management

► **CAREER NOTES & RECORDS**

**Career:** Has 1,048 career receiving yards, becoming the 37th PSU player to reach the 1,000-yard plateau.

**Game: 2022:** Posted an 88-yard touchdown catch from Sean Clifford in the Rose Bowl Game victory over Utah (1/2/23), the fourth longest passing play in Penn State history...Became the only wide receiver in program history to throw and catch a touchdown in the same game in the win over Michigan State (11/26). **2021:** Hauled in an 83-yard touchdown reception Sean Clifford against Villanova (9/25), marking the eighth-longest pass play in program history. **2020:** Started alongside Parker Washington against Maryland (11/7), marking the first time a pair of true freshmen receivers have started for Penn State since Saeed Blacknall and Chris Godwin at Michigan in 2014.

**Bowl: Records Set:** Posted an 88-yard touchdown reception from Sean Clifford in the Rose Bowl win over Utah (1/2/23), the longest pass play in Rose Bowl history...Averaged 41.3 yards per reception in the Rose Bowl (three receptions, 124 yards), a Penn State bowl record. **2022:** Tallied 124 yards in the win over Utah in the Rose Bowl, tied for fifth all-time at Penn State in a bowl game. **2021:** Averaged 24.7 yards per reception (three receptions, 74 yards) in the Outback Bowl against Arkansas (1/1/22), ranking fifth by a Penn State player in a bowl game.

► **2023 ► JUNIOR SEASON**

**Awards:** Named to the Reese's Senior Bowl watch list

**LAMBERT-SMITH'S CAREER STATISTICS**

	Att.-Yds.	Avg.	TD	LG	Rec.-Yds.	Avg.	TD	LG
2020	-	-	-	-	15-138	9.2	-	20
2021	-	-	-	-	34-521	15.3	3	83
2022	-	-	-	-	24-389	16.2	4	88
<b>Career</b>	-	-	-	-	<b>73-1,048</b>	<b>14.4</b>	<b>7</b>	<b>88</b>

► **LAMBERT-SMITH'S CAREER HIGHS**

Receptions..... 5; Twice: Last Michigan State, 11/26/22  
 Receiving Yards..... 124; vs. Utah, 1/2/23  
 Touchdowns..... 1; Seven Times: Last vs. Utah, 1/2/23  
 Long Reception..... 88; vs. Utah, 1/2/23

# 38 2023 PENN STATE FOOTBALL



## MALIK MCCLAIN 11

Wide Receiver | 6-4 | 206  
 Junior  
 Daphne, Ala. /IMG Academy/Florida State  
 Major: Communications

### > 2023 > JUNIOR SEASON

#### MCCLAIN'S CAREER STATISTICS

	Att.-Yds.	Avg.	TD	LG	Rec.-Yds.	Avg.	TD	LG
2021*	-	-	-	-	16-190	11.9	2	51
2022*	1-6	6.0	-	6	17-206	12.1	3	44
<b>Career</b>	<b>1-6</b>	<b>6.0</b>	<b>-</b>	<b>6</b>	<b>33-396</b>	<b>12.0</b>	<b>5</b>	<b>51</b>

### > MCCLAIN'S CAREER HIGHS

Receptions..... 4; at Syracuse, 11/12/22\*  
 Receiving Yards..... 51; UMass, 10/23/21\*  
 Receiving Touchdowns..... 1; Five Times: Last Louisiana, 11/19/22\*  
 Longest Reception..... 51; UMass, 10/23/21\*  
 Rushing Attempts..... 1; Georgia Tech, 10/29/22\*  
 Rushing Yards..... 6; Georgia Tech, 10/29/22\*  
 Longest Rush..... 6; Georgia Tech, 10/29/22\*

\* at Florida State (2021-22).



## MALICK MEIGA 4

Wide Receiver | 6-4 | 203  
 Junior  
 Saint Jerome, Quebec/Cegep du Vieux  
 Major: Telecommunications

### > 2023 > JUNIOR SEASON

Season: Named a team captain during fall camp.

#### MEIGA'S CAREER STATISTICS

	Att.-Yds.	Avg.	TD	LG	Rec.-Yds.	Avg.	TD	LG
2021	-	-	-	-	3-78	26.0	1	67
2022	-	-	-	-	3-19	6.3	-	7
<b>Career</b>	<b>-</b>	<b>-</b>	<b>-</b>	<b>-</b>	<b>6-97</b>	<b>16.2</b>	<b>1</b>	<b>67</b>

### > MEIGA'S CAREER HIGHS

Receptions..... 2; Ohio, 9/10/22  
 Receiving Yards..... 67; Rutgers, 11/20/21  
 Touchdowns..... 1; Rutgers, 11/20/21  
 Long Reception..... 67; Rutgers, 11/20/21



## CAM MILLER 5

Cornerback | 6-0 | 183  
 Sophomore  
 Fernandina Beach, Fla./Trinity Christian Academy  
 Major: Division of Undergraduate Studies

### > 2023 > SOPHOMORE SEASON

#### MILLER'S CAREER STATISTICS

	UT-AT	TT	FF	FR	I	PBU	SACK	TFL
2022	3-2	5	-	-	-	-	-	-
<b>Career</b>	<b>3-2</b>	<b>5</b>	<b>-</b>	<b>-</b>	<b>-</b>	<b>-</b>	<b>-</b>	<b>-</b>

### > MILLER'S CAREER HIGHS

Tackles..... 3; Ohio, 9/10/22



## JB NELSON 56

Offensive Line | 6-5 | 334  
 Redshirt Junior  
 Pittsburgh, Pa./Mount Lebanon/Lackawanna College  
 Major: Recreation, Park and Tourism Management

### > 2023 > REDSHIRT JUNIOR SEASON



## HUNTER NOURZAD 64

Offensive Line | 6-3 | 320  
 Redshirt Senior +  
 Marietta, Ga./The Walker School/Cornell  
 Major: Master's of Business Administration

### > 2023 > REDSHIRT SENIOR (+) SEASON



## GABRIEL NWOSU 99

Punter | 6-6 | 274  
 Redshirt Sophomore  
 Derwood, Md./The Bullis School  
 Major: Supply Chain and Information Systems

### > 2023 > REDSHIRT SOPHOMORE SEASON

#### NWOSU'S CAREER KICKOFF STATISTICS


	KO	Yds.	Avg.	TB	OB
2022	18	1,138	63.2	7	1
<b>Career</b>	<b>18</b>	<b>1,138</b>	<b>63.2</b>	<b>7</b>	<b>1</b>

#### NWOSU'S CAREER PUNTING STATISTICS

	Punts	Yards	Avg.	I-20	FC	50+	LG	BLK
2022	2	68	34.0	-	-	-	36	-
<b>Career</b>	<b>2</b>	<b>68</b>	<b>34.0</b>	<b>-</b>	<b>-</b>	<b>-</b>	<b>36</b>	<b>-</b>

### > NWOSU'S CAREER HIGHS

Kickoffs..... 5; at Auburn, 9/17/22  
 Kickoff Yards..... 320; at Auburn, 9/17/22  
 Kickoff Average..... 66.0; Minnesota, 10/22/22  
 Touchbacks..... 2; Three Times: Last at Auburn, 9/17/22  
 Punt Attempts..... 2; at Indiana, 11/5/22  
 Punt Yards..... 68; at Indiana, 11/5/22  
 Punt Average..... 34; at Indiana, 11/5/22  
 Longest Punt..... 36; at Indiana, 11/5/22



**ADDISON PENN 79**  
 Offensive Line | 6-2 | 304  
 Redshirt Junior  
 Southlake, Texas/Carroll/Duke  
 Major: Liberal Arts

> 2023 > REDSHIRT JUNIOR SEASON



**TREY POTTS 23**  
 Running Back | 5-9 | 215  
 Redshirt Senior  
 Williamsport, Pa./Williamsport/Minnesota  
 Major: Communications

> 2023 > REDSHIRT SENIOR SEASON

**POTTS' CAREER STATISTICS**

	Att.-Yds.	Avg.	TD	LG	Rec.-Yds.	Avg.	TD	LG
2019*	7-51	7.3	1	24	-	-	-	-
2020*	19-121	6.4	1	36	4-20	5.0	-	10
2021*	112-552	4.9	6	54	2-14	7.0	-	12
2022*	101-471	4.7	3	40	3-23	7.7	-	14
<b>Career</b>	<b>239-1,195</b>	<b>5.0</b>	<b>11</b>	<b>54</b>	<b>9-57</b>	<b>6.3</b>	<b>-</b>	<b>14</b>

> POTTS' CAREER HIGHS

Rushing Attempts ..... 34; Miami (Ohio), 9/11/21\*  
 Rushing Yards ..... 178; Miami (Ohio), 9/11/21\*  
 Rushing Touchdowns ..... 3; at Colorado, 9/18/21\*  
 Longest Rush ..... 54; Bowling Green, 9/25/21\*  
 Receptions ..... 2; at Nebraska, 12/12/20\*  
 Receiving Yards ..... 14; Twice: Last New Mexico State, 9/1/22\*  
 Longest Reception ..... 14; New Mexico State, 9/1/22\*

\* At Minnesota (2019-22).



**JAYLEN REED 1**  
 Safety | 6-0 | 205  
 Junior  
 Detroit, Mich./Martin Luther King Jr.  
 Major: Recreation, Park and Tourism Management


> 2023 > JUNIOR SEASON

**REED'S CAREER STATISTICS**

	UT-AT	TT	FF	FR	I	PBU	SACK	TFL
2021	4-2	6	-	-	-	-	-	-
2022	23-8	31	-	-	-	3	-	2.0-6
<b>Career</b>	<b>27-10</b>	<b>37</b>	<b>-</b>	<b>-</b>	<b>-</b>	<b>3</b>	<b>-</b>	<b>2.0-6</b>

> REED'S CAREER HIGHS

Tackles ..... 5; at Indiana, 11/5/22  
 Tackles for Loss ..... 1.0; Twice: Last at Indiana, 11/5/22  
 Pass Breakups ..... 3; Three Times: Last Michigan State, 11/26/22



**CHOP ROBINSON 44**  
 Defensive End | 6-3 | 254  
 Junior  
 Gaithersburg, Md./Quince Orchard/Maryland  
 Major: Telecommunications

> 2023 > JUNIOR SEASON

**Awards:** Preseason: Earned preseason second-team All-American honors...Named to the Bednarik Award, Lombardi Award and Bronko Nagurski Trophy watch lists.

**ROBINSON'S CAREER STATISTICS**

	UT-AT	TT	FF	FR	I	PBU	SACK	TFL
2021*	12-7	19	-	-	-	-	2-16	2.5-18
2022	19-7	26	1	1	-	2	5.5-29	10.0-39
<b>Career</b>	<b>31-14</b>	<b>45</b>	<b>1</b>	<b>1</b>	<b>-</b>	<b>2</b>	<b>7.5-45</b>	<b>12.5-57</b>

> ROBINSON'S CAREER HIGHS

Tackles ..... 5; at Michigan, 10/15/22  
 Tackles for Loss ..... 2.0; Twice: Last Maryland, 11/12/22  
 Sacks ..... 2.0; Maryland, 11/12/22  
 Forced Fumbles ..... 1; at Auburn, 9/17/22  
 Fumble Recoveries ..... 1; at Auburn, 9/17/22  
 Pass Breakups ..... 1; Twice: Last Michigan, 10/15/22

\* at Maryland (2021).



**DOMINIC RULLI 52**  
 Offensive Line | 6-3 | 287  
 Redshirt Freshman  
 Burlington, Ky./The Taft School (Conn.)  
 Major: Division of Undergraduate Studies

> 2023 > REDSHIRT FRESHMAN SEASON

Redshirt season...Appeared in one game.



**SANDER SAHAYDAK 93**  
 Kicker | 6-0 | 177  
 Redshirt Sophomore  
 Bethlehem, Pa./Liberty  
 Major: Telecommunications

> 2023 > REDSHIRT SOPHOMORE SEASON

**SAHAYDAK'S CAREER KICKING STATISTICS**

	FGM-A	%	0-19	20-29	30-39	40-49	50+	LG	XP	PTS
2022	1-2	50.0	-	1-1	-	-	0-1	20	1-1	4
<b>Career</b>	<b>1-2</b>	<b>50.0</b>	<b>-</b>	<b>1-1</b>	<b>-</b>	<b>-</b>	<b>0-1</b>	<b>20</b>	<b>1-1</b>	<b>4</b>

**SAHAYDAK'S CAREER KICKOFF STATISTICS**

	KO	Yds.	Avg.	TB	OB
2022	15	934	62.3	4	1
<b>Career</b>	<b>15</b>	<b>934</b>	<b>62.3</b>	<b>4</b>	<b>1</b>

► SAHAYDAK'S CAREER HIGHS

Points Scored.....	4; at Rutgers, 11/19/22
PATs Made.....	1; at Rutgers, 11/19/22
PATs Attempted.....	1; at Rutgers, 11/19/22
Field Goals Made.....	1; at Rutgers, 11/19/22
Field Goals Attempted.....	1; at Rutgers, 11/19/22
Longest Field Goal.....	20; at Rutgers, 11/19/22
Kickoffs.....	4; Ohio, 9/10/22
Kickoff Yards.....	240; Ohio, 9/10/22
Kickoff Average.....	65.0; at Rutgers, 11/19/22



**KADEN SAUNDERS 7**

Wide Receiver | 5-10 | 175  
 Redshirt Freshman  
 Columbus, Ohio/Westerville South  
 Major: Division of Undergraduate Studies

► 2023 ► REDSHIRT FRESHMAN SEASON

**SAUNDERS' CAREER STATISTICS**

	Att.-Yds.	Avg.	TD	LG	Rec.-Yds.	Avg.	TD	LG
2022	-	-	-	-	2-21	10.5	-	13
<b>Career</b>	-	-	-	-	<b>2-21</b>	<b>10.5</b>	-	<b>13</b>

► SAUNDERS' CAREER HIGHS

Receptions.....	2; Ohio, 9/10/22
Receiving Yards.....	21; Ohio, 9/10/22
Long Reception.....	13; Ohio, 9/10/22



**DREW SHELTON 66**

Offensive Line | 6-5 | 306  
 Sophomore  
 Downingtown, Pa./Downingtown West  
 Major: Division of Undergraduate Studies

► 2023 ► SOPHOMORE SEASON



**SAM SIAFA 88**

Defensive Tackle | 6-4 | 277  
 Redshirt Freshman  
 Downingtown, Pa./Downingtown West  
 Major: Division of Undergraduate Studies

► 2022 ► REDSHIRT FRESHMAN SEASON



**NICHOLAS SINGLETON 10**

Running Back | 6-0 | 222  
 Sophomore  
 Shillington, Pa./Governor Mifflin  
 Major: Division of Undergraduate Studies

► CAREER NOTES & RECORDS

**Season: Records Set:** Posted a Penn State freshman record 12 rushing touchdowns...Singleton (1,061) and Kaytron Allen (867) became the first true freshman teammates in Big Ten history each with 700 or more rushing yards in a single season. **2022:** Became the 16th all-time Nittany Lion to rush for 1,000 yards in a season...Joined Saquon Barkley (1,076; 2015) and D.J. Dozier (1,002; 1983) as the only PSU freshmen to reach 1,000 rushing yards in a season...With five multi-touchdown run games, became one of seven Penn State running backs to have at least five in a single season, joining Lydell Mitchell (8; 1971), Barkley (7; 2017), Curtis Enis (6; 1997), Ki-Jana Carter (6; 1994), Larry Johnson (5; 2002) and Richie Anderson (5; 1992)...Singleton and Allen became the only Penn State duo to each rush for 850-plus yards in a season and one of three 800-plus rushing yard duos: 2022 (Singleton, 1,061; Allen, 867), 2013 (Zach Zwinak, 989; Bill Belton, 803), 2005 (Tony Hunt, 1,047; Michael Robinson, 806).

**Game: Records Set:** Posted 179 rushing yards against Ohio (9/10), a Penn State record for a Beaver Stadium debut. **2022:** Tallied 70- and 44-yard touchdown runs and an additional 48-yard rush against Ohio, becoming the first Nittany Lion with multiple 40-plus yard touchdown runs in a game and three 40-plus yard runs in a game since Larry Johnson at Indiana on Nov. 16, 2002.

**Bowl: 2022:** Scored on an 87-yard run in the third quarter against Utah (1/2), the third-longest run in Rose Bowl Game history and the longest in the Rose Bowl Game since 2012...The run marked Penn State's second-longest rush in a bowl game, only trailing Saquon Barkley's 92-yard touchdown run in the 2017 Fiesta Bowl...Tallied two rushing touchdowns in the Rose Bowl Game, tied for second in a PSU bowl game, while his 120 rushing yards were 10th.

► 2023 ► SOPHOMORE SEASON

**Awards: Preseason:** Named to the Walter Camp Player of the Year, Maxwell Award, Doak Walker and Paul Hornung Award watch lists...Earned second-team preseason All-American honors from Sporting News and honorable mention honors from PFF.

**SINGLETON'S CAREER STATISTICS**

	Att.-Yds.	Avg.	TD	LG	Rec.-Yds.	Avg.	TD	LG
2022	156-1,061	6.8	12	87	11-85	7.7	1	22
<b>Career</b>	<b>156-1,061</b>	<b>6.8</b>	<b>12</b>	<b>87</b>	<b>11-85</b>	<b>7.7</b>	<b>1</b>	<b>22</b>

**SINGLETON'S CAREER RETURN STATISTICS**

	KR-Yds.	Avg.	TD	LG	PR-Yds.	Avg.	TD	LG
2022	14-349	24.9	1	100	-	-	-	-
<b>Career</b>	<b>14-349</b>	<b>24.9</b>	<b>1</b>	<b>100</b>	-	-	-	-

► SINGLETON'S CAREER HIGHS

Rushing Attempts.....	21; Northwestern, 10/1/22
Rushing Yards.....	179; Ohio, 9/10/22
Rushing Touchdowns.....	2; Five Times: Last vs. Utah, 1/2/23
Longest Rush.....	87; vs. Utah, 1/2/23
Receptions.....	3; Michigan State, 11/26/22
Receiving Yards.....	30; Michigan State, 11/26/22
Receiving Touchdowns.....	1; Michigan State, 11/26/22
Longest Reception.....	22; Minnesota, 10/22/22
Kick Returns.....	4; at Michigan, 10/15/22
Kick Return Yards.....	100; at Rutgers, 11/19/22
Kick Return Touchdowns.....	1; at Rutgers, 11/19/22
Long Kick Return.....	100; at Rutgers, 11/19/22
All-Purpose Yards.....	219; Ohio, 9/10/22





**TANK SMITH 38**

Running Back | 5-7 | 229  
 Redshirt Senior  
 Pittsburgh, Pa./Penn Hills/Saint Francis (Pa.)  
 Major: Telecommunications

> 2023 > REDSHIRT SENIOR SEASON

**SMITH'S CAREER STATISTICS**

	Att.-Yds.	Avg.	TD	LG	Rec.-Yds.	Avg.	TD	LG
2020	1-7	7.0	-	7	-	-	-	-
2021	4-5	1.3	-	7	-	-	-	-
2022	23-61	2.7	-	11	1-2	2.0	-	2
<b>Career</b>	<b>28-73</b>	<b>2.6</b>	<b>-</b>	<b>11</b>	<b>1-2</b>	<b>2.0</b>	<b>-</b>	<b>2</b>

> SMITH'S CAREER HIGHS

Rushing Attempts ..... 6; Twice: Last Maryland, 11/12/22  
 Rushing Yards ..... 15; vs. Utah, 1/2/23  
 Longest Rush ..... 11; vs. Utah, 1/2/23  
 Receptions ..... 1; Ohio, 9/10/22  
 Receiving Yards ..... 2; Ohio, 9/10/22  
 Longest Reception ..... 2; Ohio, 9/10/22



**JAKE SPENCER 83**

Wide Receiver | 5-10 | 214  
 Redshirt Junior  
 Gladwyne, Pa./Haverford School/Colgate  
 Major: Communication Arts and Sciences

> 2023 > REDSHIRT JUNIOR SEASON



**MASON STAHL 17**

Wide Receiver | 6-0 | 202  
 Redshirt Junior  
 Pittsburgh, Pa./Baldwin  
 Major: Agribusiness Management

> 2023 > REDSHIRT JUNIOR SEASON

**STAHL'S CAREER STATISTICS**

	Att.-Yds.	Avg.	TD	LG	Rec.-Yds.	Avg.	TD	LG
2021	3-22	7.3	-	17	-	-	-	-
<b>Career</b>	<b>3-22</b>	<b>7.3</b>	<b>-</b>	<b>17</b>	<b>-</b>	<b>-</b>	<b>-</b>	<b>-</b>

> STAHL'S CAREER HIGHS

Rushing Attempts ..... 3; Rutgers, 11/20/21  
 Rushing Yards ..... 22; Rutgers, 11/20/21  
 Longest Rush ..... 17; Rutgers, 11/20/21



**LANDON TENGWALL 58**

Offensive Line | 6-6 | 317  
 Redshirt Sophomore  
 Annapolis, Md./Good Counsel  
 Major: Journalism

> 2023 > REDSHIRT SOPHOMORE SEASON



**RILEY THOMPSON 95**

Punter | 6-1 | 209  
 Senior  
 Melbourne, Australia/Haileybury/Deakin/Florida Atlantic  
 Major: Labor and Human Resources

> 2023 > SENIOR SEASON

Awards: *Preseason*: Named to the Ray Guy Award watch list.

**THOMPSON'S CAREER PUNTING STATISTICS**

	Punts	Yards	Avg.	I-20	FC	50+	LG	BLK
2022*	61	2,770	45.4	26	14	15	71	-
<b>Career</b>	<b>61</b>	<b>2,770</b>	<b>45.4</b>	<b>26</b>	<b>14</b>	<b>15</b>	<b>71</b>	<b>-</b>

> THOMPSON'S CAREER HIGHS

Punt Attempts ..... 9; WKU, 11/26/22\*  
 Punt Yards ..... 420; WKU, 11/26/22\*  
 Punt Average ..... 53.8; at FIU, 11/12/22\*  
 Longest Punt ..... 71; UAB, 10/29/22\*  
 \* At Florida Atlantic (2022).



**DAVON TOWNLEY JR. 18**

Defensive Tackle | 6-6 | 277  
 Redshirt Sophomore  
 Minneapolis, Minn./North Community  
 Major: Recreation, Park and Tourism Management

> 2023 > REDSHIRT SOPHOMORE SEASON

**TOWNLEY'S CAREER STATISTICS**

	UT-AT	TT	FF	FR	I	PBU	SACK	TFL
2022	0-3	3	-	-	-	-	-	-
<b>Career</b>	<b>0-3</b>	<b>3</b>	<b>-</b>	<b>-</b>	<b>-</b>	<b>-</b>	<b>-</b>	<b>-</b>

> TOWNLEY'S CAREER HIGHS

Tackles ..... 1; Three Times: Last at Rutgers, 11/19/22



**JORDAN van den BERG 52**

Defensive Tackle | 6-3 | 310  
 Redshirt Sophomore  
 Johannesburg, South Africa/Providence Christian/Iowa Western  
 Major: Telecommunications

> 2023 > REDSHIRT SOPHOMORE SEASON

Awards: *Preseason*: Named to the Reese's Senior Bowl watch list.

VAN DEN BERG'S CAREER STATISTICS

	UT-AT	TT	FF	FR	I	PBU	SACK	TFL
2021	4-2	6	1	-	-	-	1.0-9	2.0-12
2022	4-5	9	1	-	-	-	1.5-6	1.5-6
<b>Career</b>	<b>8-7</b>	<b>15</b>	<b>2</b>	<b>-</b>	<b>-</b>	<b>-</b>	<b>2.5-15</b>	<b>3.5-18</b>

> VAN DEN BERG'S CAREER HIGHS

Tackles.....5; vs. Arkansas, 1/1/22  
 Tackles for Loss .....1.0; Three Times: Last at Auburn, 9/17/22  
 Sacks.....1.0; Twice: Last at Auburn, 9/17/22  
 Forced Fumbles.....1; Twice: Last Maryland, 11/12/22



AMIN VANOVER 15

Defensive End | 6-4 | 268  
 Junior  
 Newark, N.J./St. Joseph's  
 Major: Rehabilitation and Human Services

> 2023 > JUNIOR SEASON

VANOVER'S CAREER STATISTICS

	UT-AT	TT	FF	FR	I	PBU	SACK	TFL
2020	3-0	3	-	-	-	-	-	-
2021	2-2	4	-	-	-	-	-	1.0-7
2022	9-7	16	-	-	-	3	1.0-12	4.5-19
<b>Career</b>	<b>14-9</b>	<b>23</b>	<b>-</b>	<b>-</b>	<b>-</b>	<b>3</b>	<b>1.0-12</b>	<b>5.5-26</b>

> VANOVER'S CAREER HIGHS

Tackles.....3; vs. Arkansas, 1/1/22  
 Tackles for Loss .....2.0; at Rutgers, 11/19/22  
 Sacks.....1.0; Maryland, 11/12/22  
 Pass Breakups .....1; Three Times: Last Central Michigan, 9/24/22



CAEDAN WALLACE 73

Offensive Line | 6-5 | 328  
 Redshirt Senior  
 Robbinsville, N.J./The Hun School  
 Major: Communication Arts and Sciences

> 2023 > REDSHIRT SENIOR SEASON

Awards: *Preseason*: Named to the Reese's Senior Bowl watch list.



HARRISON WALLACE III 6

Wide Receiver | 6-1 | 194  
 Redshirt Sophomore  
 Montgomery, Ala./Pike Road  
 Major: Criminology

> 2023 > REDSHIRT SOPHOMORE SEASON

WALLACE'S CAREER STATISTICS

	Att.-Yds.	Avg.	TD	LG	Rec.-Yds.	Avg.	TD	LG
2022	-	-	-	-	19-273	14.4	1	48
<b>Career</b>	<b>-</b>	<b>-</b>	<b>-</b>	<b>-</b>	<b>19-273</b>	<b>14.4</b>	<b>1</b>	<b>48</b>

> WALLACE'S CAREER HIGHS

Receptions.....4; Ohio, 9/1/22  
 Receiving Yards.....57; at Michigan, 10/15/22  
 Receiving Touchdowns .....1; at Indiana, 11/5/22  
 Longest Reception .....48; Minnesota, 10/15/22



TYLER WARREN 44

Tight End | 6-6 | 257  
 Junior  
 Mechanicsville, Va./Atlee  
 Major: Advertising and Public Relations

> 2023 > JUNIOR SEASON

Awards: *Preseason*: Named to the Reese's Senior Bowl watch list.

WARREN'S CAREER STATISTICS

	Att.-Yds.	Avg.	TD	LG	Rec.-Yds.	Avg.	TD	LG
2021	6-6	1.0	2	3	5-61	12.2	1	29
2022	-	-	-	-	10-123	12.3	3	38
<b>Career</b>	<b>6-6</b>	<b>1.0</b>	<b>2</b>	<b>3</b>	<b>15-184</b>	<b>12.3</b>	<b>4</b>	<b>38</b>

> WARREN'S CAREER HIGHS

Receptions.....3; at Purdue, 9/1/22  
 Receiving Yards.....38; Minnesota, 10/22/22  
 Receiving Touchdowns .....1; Four Times: Last Michigan State, 11/26/22  
 Longest Reception .....38; Minnesota, 10/22/22  
 Rushing Attempts .....2; Auburn, 9/18/21  
 Rushing Yards.....3; Villanova, 9/25/21  
 Rushing Touchdowns .....1; Twice: Last Villanova, 9/25/21  
 Longest Rush.....3; Villanova, 9/25/21



ZAKEE WHEATLEY 6

Safety | 6-2 | 198  
 Redshirt Sophomore  
 Crofton, Md./Archbishop Spalding  
 Major: Division of Undergraduate Studies

> 2023 > REDSHIRT SOPHOMORE SEASON

WHEATLEY'S CAREER STATISTICS

	UT-AT	TT	FF	FR	I	PBU	SACK	TFL
2021	1-1	2	-	-	-	-	-	-
2022	21-6	27	1	-	2	1	-	-
<b>Career</b>	<b>22-7</b>	<b>29</b>	<b>1</b>	<b>-</b>	<b>2</b>	<b>1</b>	<b>-</b>	<b>-</b>

> WHEATLEY'S CAREER HIGHS

Tackles.....5; Central Michigan, 9/24/22  
 Forced Fumbles.....1; at Purdue, 9/1/22  
 Interceptions.....1; Twice: Last Central Michigan, 9/24/22  
 Pass Breakups .....1; Ohio State, 10/29/22.



**JAKE WILSON 94**

Defensive End | 6-3 | 247  
 Redshirt Junior  
 Nazareth, Pa./Nazareth Area  
 Major: Electrical Engineering

► 2023 ► REDSHIRT JUNIOR SEASON

**WILSON'S CAREER STATISTICS**

	UT-AT	TT	FF	FR	I	PBU	SACK	TFL
2022	0-1	1	-	-	-	-	-	-
<b>Career</b>	<b>0-1</b>	<b>1</b>	-	-	-	-	-	-

► **WILSON'S CAREER HIGHS**

Tackles..... 1; at Rutgers, 11/19/22



**KEVIN WINSTON JR. 21**

Safety | 6-2 | 203  
 Sophomore  
 Columbia, Md./DeMatha Catholic  
 Major: Division of Undergraduate Studies

► 2023 ► SOPHOMORE SEASON

**WINSTON'S CAREER STATISTICS**

	UT-AT	TT	FF	FR	I	PBU	SACK	TFL
2022	11-5	16	-	-	-	-	-	1.0-3
<b>Career</b>	<b>11-5</b>	<b>16</b>	-	-	-	-	-	<b>1.0-3</b>

► **WINSTON'S CAREER HIGHS**

Tackles..... 3; Three Times: Last at Rutgers, 11/19/22  
 Tackles for Loss ..... 1.0; at Rutgers, 11/19/22



**SAL WORMLEY 77**

Offensive Line | 6-3 | 324  
 Redshirt Senior  
 Newark, N.J./Smyrna (Del.)  
 Major: Journalism

► 2023 ► REDSHIRT SENIOR SEASON



**KEON WYLIE 32**

Linebacker | 6-2 | 218  
 Redshirt Freshman  
 Philadelphia, Pa./Imhotep Charter  
 Major: Division of Undergraduate Studies

► 2023 ► REDSHIRT FRESHMAN SEASON

**WYLIE'S CAREER STATISTICS**

	UT-AT	TT	FF	FR	I	PBU	SACK	TFL
2022	1-1	2	-	-	-	-	0.5-2	0.5-2
<b>Career</b>	<b>1-1</b>	<b>2</b>	-	-	-	-	<b>0.5-2</b>	<b>0.5-2</b>

► **WYLIE'S CAREER HIGHS**

Tackles..... 2; vs. Utah, 1/2/23  
 Tackles for Loss ..... 0.5; vs. Utah, 1/2/23  
 Sacks..... 0.5; vs. Utah, 1/2/23