

Ole Miss



# MEDIA GUIDE

Ole Miss vs. 

SATURDAY, DECEMBER 30 | 11 AM CT  
MERCEDES-BENZ STADIUM | ATLANTA, GA



*Ole Miss ranks tied for eighth nationally among FBS schools and third in the SEC behind Georgia and Alabama with four New Years' Six bowl appearances.*



## REBEL FOOTBALL SINCE 1893

- 3..... National Championships
- 6..... SEC Overall Championships
- 1..... SEC West Championship
- 41..... Bowl Appearances
- 24..... Bowl Victories
- 25..... NCAA Statistical Champions
- 59..... First Team All-America selections
- 12..... College Football Hall of Fame Members
- 2..... Pro Football Hall of Fame Members
- 24..... Academic All-Americans
- 4..... Rhodes Scholars
- 8..... National Football Foundation Scholar-Athletes
- 3..... SEC Scholar-Athletes of the Year
- 6..... Heisman Trophy finalists
- 1..... Maxwell Award Winner
- 1..... Johnny Unitas Golden Arm Award Winner
- 1..... Butkus Award Winner
- 1..... Lambert Trophy Winner
- 1..... Ozzie Newsome Award Winner
- 1..... Lou Groza Award Winner
- 1..... Wuerffel Trophy Winner
- 312..... Professional Draft Picks
- 23..... First-Round NFL Draft Picks



*"My first game at what was then Hemingway Stadium was in 1960 when Ole Miss played LSU, and I had never been more excited than I was that day. Of course, the stadium is much larger and more impressive now than when I played. I love the on-campus experience at Ole Miss, starting with The Grove, the team taking the short walk to the stadium and the overall atmosphere of gameday."*

- Archie Manning



## ALL-TIME BOWL APPEARANCES

Date	Bowl	Date	Bowl
Jan. 1, 1936	Orange	Dec. 20, 1986	Independence
Jan. 1, 1948	Delta	Dec. 28, 1989	Liberty
Jan. 1, 1953	Sugar	Jan. 1, 1991	Gator
Jan. 1, 1955	Sugar	Dec. 31, 1992	Liberty
Jan. 2, 1956	Cotton	Dec. 26, 1997	Motor City
Jan. 1, 1958	Sugar	Dec. 31, 1998	Independence
Dec. 27, 1958	Gator	Dec. 31, 1999	Independence
Jan. 1, 1960	Sugar	Dec. 28, 2000	Music City
Jan. 2, 1961	Sugar	Dec. 27, 2002	Independence
Jan. 1, 1962	Cotton	Jan. 2, 2004	Cotton
Jan. 1, 1963	Sugar	Jan. 2, 2009	Cotton
Jan. 1, 1964	Sugar	Jan. 2, 2010	Cotton
Dec. 19, 1964	Bluebonnet	Jan. 5, 2013	BBVA Compass*
Dec. 18, 1965	Liberty	Dec. 30, 2013	Music City
Dec. 17, 1966	Bluebonnet	Dec. 31, 2014	Chick-fil-A Peach
Dec. 30, 1967	Sun	Jan. 1, 2016	Sugar
Dec. 14, 1968	Liberty	Jan. 2, 2021	Outback
Jan. 1, 1970	Sugar	Jan. 1, 2022	Sugar
Jan. 2, 1971	Gator	Dec. 28, 2022	Texas
Dec. 30, 1971	Peach	Dec. 30, 2023	Chick-fil-A Peach
Dec. 10, 1983	Independence		



Ray Brown rushed for 157 yards and two scores to lead Ole Miss to its first Sugar Bowl title with a 39-7 win over Texas in 1958.

Archie Manning earned offensive MVP honors at the 1970 Sugar Bowl after he passed for 273 yards and a TD to guide Ole Miss to a 27-22 win over Arkansas.

Ole Miss is tied for eighth with a .615 bowl winning percentage, tied for 15th nationally with 24 bowl victories and tied for 20th with 41 bowl appearances.

\*Game later vacated

# Ole Miss

## 2023 CHICK-FIL-A PEACH BOWL

### OLE MISS (10-2, 6-2 SEC)

**Rankings** . . . . .CFP: #11 | AP: #11 | Coaches: #11  
**Last Game** . . . . . W, 17-7 (at Mississippi State)  
**Streak** . . . . . W2  
**Head Coach** . . . . . Lane Kiffin  
 Career Collegiate Record . . . . . 94-49  
 Years as College Head Coach . . . . . 12th Season  
 Record at Ole Miss . . . . . 33-15  
 Years at Ole Miss . . . . . 4th Season  
 Record vs. Penn State . . . . . First Meeting

### PENN STATE (10-2, 7-2 BIG TEN)

**Rankings** . . . . .CFP: #10 | AP: #10 | Coaches: #10  
**Last Game** . . . . . W, 42-0 (at Michigan State)  
**Streak** . . . . . W2  
**Head Coach** . . . . . James Franklin  
 Career Collegiate Record . . . . . 112-53  
 Years as College Head Coach . . . . . 13th Season  
 Record at Penn State . . . . . 88-38  
 Years at Penn State . . . . . 10th Season  
 Record vs. Ole Miss . . . . . 2-1

### BOWL HISTORY

**Win Percentage** . . . . . .615 (No. 8 FBS)  
**Appearances** . . . . . 41 (No. 20 FBS)  
**NY6 Appearances** . . . . . 4 (No. 8 FBS)  
**Victories** . . . . . 24\* (No. 15 FBS)  
**Peach Bowl** . . . . . 1-1  
**vs. Big Ten** . . . . . 2-1  
 \* 2013 BBVA Compass Bowl win vacated by NCAA

### THE REBEL RECORD

**First Year of Football:** 1893  
**Season Playing Football:** 129th  
**All-Time Overall Record:** 675-547-35  
**All-Time Bowl Record:** 24-15  
**Total Bowl Appearances:** 41  
**All-Time Overtime Record:** 7-9  
**Longest Undeclared Streak:** 21 games, 1959-61  
**Consecutive Wins:** 13 games, 1955-56  
**Consecutive Bowl Games:** 15 seasons, 1957-71  
**Consecutive Bowl Wins:** 6, 2002-04-09-10-13-13

### BOWL GAME



VS.



**DATE:** Dec. 30, 2023

**TIME:** 11 a.m. CT

**LOCATION:** Mercedes-Benz Stadium • Atlanta, Georgia

**TV:** ESPN - Mark Jones (pxp), Louis Riddick (analyst), Quint Kessenich (sidelines)

**HOME RADIO:** David Kellum (pxp), Harry Harrison (analyst), Richard Cross (sidelines)

### WHAT TO WATCH FOR

- Ole Miss is making its fourth straight bowl appearance under **Lane Kiffin**.
- At 10-2, the 2023 Rebels are looking to become the first 11-win team in the 129-season history of Ole Miss football.
- This will be Ole Miss' third ever appearance in the Peach Bowl, its first since 2014.
- Ole Miss now ranks third in the SEC, eighth nationally with four NY6 appearances, two coming under Kiffin.
- The Rebels are 24-15 in bowl games and 11-4 in its last 15 on the field dating back to the 1997 Motor City Bowl.
- This marks the first ever meeting between Ole Miss and Penn State ... The Rebels are 3-4 all-time against the current Big Ten, including a 2-1 mark in bowl games.
- Ole Miss (.615) and Penn State (.620) rank among nine FBS teams with a bowl winning percentage of at least .600.
- Since 2020, Ole Miss leads all SEC teams, ranks second in FBS at 497.4 yards per game.
- Ole Miss leads the SEC in fewest turnovers (7, FBS No. 3), turnover margin (+9, FBS No. 12) and INTs (12).
- RB **Quinshon Judkins** ranks fifth all-time among SEC rushers in yards through Fr./So. seasons (2,619).
- Judkins is one of eight rushers in FBS history and two in SEC history with 1,000 yards/15 TD in both Fr./So. seasons.
- Judkins leads the SEC with 15 rushing TD, one shy of his 2022 Ole Miss record.
- Judkins leads the SEC in yards after contact at 795, good for 75.6 percent of his season total (1,052).
- WR **Tre Harris** is the only FBS receiver this season with both a 200yd game and a four touchdown performance.
- Ole Miss is 1-of-3 FBS schools w/three 700yd WRs: Harris (851), **Jordan Watkins** (741) and **Dayton Wade** (769).
- QB **Jaxson Dart** is 11 rushing yards shy of becoming the third QB ever at Ole Miss in the 5K/1K club.
- Of Ole Miss' 5,465 total yards, 3,870 (70.8%) have come from transfers.
- OL **Jeremy James** is set to tie the all-time Ole Miss career record in starts (49).

24

Ole Miss has tallied 24 bowl victories in program history, which ranks 20th in the FBS.

.600

Ole Miss (.615) and Penn State (.620) are among nine at .600 in bowl win percentage.

11

The 2023 Rebels are looking to become the first team at Ole Miss to win 11 games.

### 2023 SCHEDULE

Mercer	at Tulane	Georgia Tech	at Alabama*	LSU*	Arkansas*	at Auburn*	Vanderbilt*	Texas A&M*	at Georgia*	ULM	at MSU*	vs. Penn State
Sept. 2	Sept. 9	Sept. 16	Sept. 23	Sept. 30	Oct. 7	Oct. 21	Oct. 28	Nov. 4	Nov. 11	Nov. 18	Nov. 23	Dec. 30
W, 73-7	W, 37-20	W, 48-23	L, 10-24	W, 55-49	W, 27-20	W, 28-21	W, 33-7	W, 38-35	L, 17-52	W, 35-3	W, 17-7	11 a.m.
SECN+/ESPN+	ESPN2	SECN	CBS	ESPN	SEC Network	ESPN	SEC Network	ESPN	ESPN	SECN	ESPN	ESPN

# CHICK-FIL-A PEACH BOWL: VS. PENN STATE

## ALPHABETICAL

No.	Name	Pos.
73	Eli Acker	OL
37	Austin Acton	RB
20	Joshua Aka	WR
42	Jason Albritton	RB
3	Daijahn Anthony	S
41	John Ross Ashley	CB
14	Deljay Bailey	QB
34	Tyler Banks	LB
24	Ulysses Bentley IV	RB
28	Lex Boucvalt	WR
52	Christian Britt	DE
37	AJ Brown	CB
12	Bralon Brown	WR
96	Jamarius Brown	DT
23	Drew Burnett	WR
92	Chamberlain Campbell	DE
28	Jadon Canady	S
36	Ashanti Cistrunk	LB
23	Khari Coleman	LB
80	Jayvontay Conner	TE
43	Caden Costa	K
46	Harrison Craig	S
29	Nick Cull	S
79	Victor Curne	OL
55	Preston Cushman	OL
43	Jack Damron	LB
2	Jaxson Dart	QB
41	Caden Davis	K
42	Dylan Davis	S
84	Qua Davis	WR
21	Daniel Demery	S
98	Jaden Dicks	DE
85	Jeremiah Dillon	WR
77	Cam East	OL
72	Ethan Fields	OL
5	Zakhari Franklin	WR
44	Nyseer Fullwood-Theodore	CB
9	DeShawn Gaddie Jr.	CB
97	Jamond Gordon	DT
32	Chris Graves	CB
8	Jamious Griffin	RB
65	Alec Grijalva	OL
26	Taylor Groves	S
0	Joshua Harris	DT
9	Tre Harris	WR
50	Tres Harris III	LB
51	Zxavian Harris	DT
88	Kyirin Heath	TE
46	Salathiel Hemphill	TE
15	JJ Henry	WR
61	Lane Hewett	OL
47	Deelay Holmes Jr.	DE
7	Walker Howard	QB
15	Jared Ivey	DE
78	Jeremy James	OL
11	Jeremiah Jean-Baptiste	LB
40	Zach Johansen	S
33	Antione Johnson	S
2	Cedric Johnson	DE
45	Jackson Jones	CB
40	Matt Jones	RB
4	Quinshon Judkins	RB
31	Torian Kelly	CB
27	Jalen Knox	S
49	Jared Lawrence	LS
83	Cayden Lee	WR
39	Skialar Mann	LB
12	Fraser Masin	P
35	Fred McAfee	RB
67	Quincy McGee	OL
56	Reece McIntyre	OL
76	Cedric Melton	OL
68	Jack Mills	OL

## NUMERICAL

No.	Name	Pos.	Ht.	Wt.	Yr.	Hometown/Previous School (s)
0	Joshua Harris	DT	6-4	325	SR*-TR	Roxboro, N.C./Person/NC State
1	Ayden Williams	WR	6-3	190	FR-HS	Ridgeland, Miss./Ridgeland
2	Jaxson Dart	QB	6-2	220	JR-1L	Kaysville, Utah/Corner Canyon/USC
2	Cedric Johnson	DE	6-3	265	SR*-3L	Mobile, Ala./Davidson
3	Daijahn Anthony	S	6-0	205	SR-TR	Richmond, Va./Henrico/Shepherd/Liberty
3	Spencer Sanders	QB	6-1	210	SR-TR	Denton, Texas/Ryan/Oklahoma State
4	Quinshon Judkins	RB	5-11	210	SO-1L	Pike Road, Ala./Pike Road
4	Suntarine Perkins	LB	6-3	205	FR-HS	Raleigh, Miss./Raleigh
5	Zakhari Franklin	WR	6-1	185	SR-TR	Cedar Hill, Texas/Cedar Hill/UTSA
5	John Saunders Jr.	S	6-2	200	SR*-TR	High Point, N.C./High Point Christian/Miami (Ohio)
6	Zamari Walton	CB	6-3	185	SR-TR	Melbourne, Fla./Melbourne Central Catholic/Georgia Tech
7	Walker Howard	QB	6-1	195	FR-TR	Lafayette, La./St. Thomas More Catholic/LSU
7	Deantre Prince	CB	6-0	185	SR-3L	Charleston, Miss./Charleston/Northeast Mississippi CC
8	Jamious Griffin	RB	5-9	210	SR*-TR	Rome, Ga./Rome/Georgia Tech/Oregon State
8	Monty Montgomery	LB	5-10	225	SR-TR	Norcross, Ga./Norcross/Tulane/Hutchinson CC/Louisville
9	DeShawn Gaddie Jr.	CB	6-1	190	SR-TR	Indianapolis, Ind./Lamar/North Texas
9	Tre Harris	WR	6-2	205	SR*-TR	Lafayette, La./Comeaux/Louisiana Tech
11	Jeremiah Jean-Baptiste	LB	6-2	230	SR-TR	Florida City, Fla./South Dade/UCF
11	Jordan Watkins	WR	5-11	190	SR*-1L	Louisville, Ky./Butler/Louisville
12	Bralon Brown	WR	6-2	195	SO-2L	Miramar, Fla./St. Thomas Aquinas
12	Fraser Masin	P	6-5	235	SR*-1L	Brisbane, Australia/St. Joseph's Nudgee College
13	Austin Simmons	QB	6-2	200	FR-HS	Pincrest, Fla./Pahokee
13	Ladarius Tension	S	5-9	200	JR-1L	Rockledge, Fla./Rockledge/Auburn
14	Deljay Bailey	QB	6-1	200	FR-HS	Petal, Miss./Petal
14	Demarko Williams	S	5-10	175	SO-1L	Atlanta, Ga./Westlake
15	JJ Henry	WR	5-9	170	SO-2L	McKinney, Texas/McKinney North
15	Jared Ivey	DE	6-5	265	SR*-1L	Suwanee, Ga./North Gwinnett/Georgia Tech
16	Braden Waterman	QB	6-4	205	FR-RS	Bakersfield, Calif./Bakersfield
16	Teja Young	S	5-11	195	SR-TR	West Palm Beach, Fla./Palm Beach Lakes/FAU
17	Richard O'Bryant	CB	5-9	180	SO-1L	Brandon, Miss./Brandon
17	Davin Wydner	QB	6-5	220	FR-RS	Cocoa, Fla./Cocoa
19	Dayton Wade	WR	5-9	175	SR*-1L	Atlanta, Ga./Lovejoy/Western Kentucky
20	Joshua Aka	WR	5-10	185	SR*-TR	Starkville, Miss./Starkville/East Mississippi CC
21	Daniel Demery	S	6-0	195	FR-HS	Flower Mound, Texas/Parish Episcopal
21	Kedrick Reescano	RB	6-0	210	FR-HS	New Caney, Texas/New Caney
22	Jarell Stinson	CB	5-9	170	SO-1L	Opelika, Ala./Opelika
23	Drew Burnett	WR	6-1	190	FR-RS	Memphis, Tenn./Memphis University School
23	Khari Coleman	LB	6-2	220	SR*-1L	New Orleans, La./G.W. Carver/TCU
24	Ulysses Bentley IV	RB	5-11	200	SR*-1L	Houston, Texas/C.E. King/SMU
25	Trey Washington	S	5-11	205	JR-2L	Trussville, Ala./Hewitt-Trussville
26	Taylor Groves	S	6-2	195	FR-RS	Cross Plains, Tenn./East Robertson
27	Jalen Knox	S	6-0	205	SR-1L	Arlington, Texas/Mansfield Timberview/Missouri
28	Lex Boucvalt	WR	5-7	155	JR-1L	Austin, Texas/Grapevine Faith/Nicholls State
28	Jadon Canady	S	5-11	180	JR-TR	Jacksonville, Fla./Sandalwood/Tulane
29	Nick Cull	S	5-11	175	FR-RS	Donalsonville, Ga./Seminole County
29	Rayf Vinson	WR	6-0	195	SO-SQ	Madison, Miss./Madison-Ridgeland Academy
30	Trip White	LB	6-4	205	FR-RS	Little Rock, Ark./Parkview
31	Torian Kelly	CB	6-0	180	SO-HS	Ocean Springs, Miss./Ocean Springs
31	Calvin Wilson	WR	6-1	195	SO-SQ	Thompson's Station, Tenn./Independence
32	Chris Graves	CB	6-1	175	FR-TR	Fort Myers, Fla./Bishop Verot/Miami
33	Antione Johnson	S	6-0	205	SR*-TR	Louisville, Ky./Desales/Thomas More
33	Mac Owen	WR	6-1	175	FR-RS	Tunica, Miss./Memphis University School
34	Tyler Banks	LB	6-3	235	SO-1L	Blackstone, Va./Nottoway
35	Fred McAfee	RB	5-8	200	SO-SQ	Madison, Miss./Germantown
36	Ashanti Cistrunk	LB	6-1	230	SR-4L	Louisville, Miss./Louisville
37	Austin Acton	RB	6-1	200	FR-HS	Meridian, Miss./Lamar School
37	AJ Brown	CB	6-1	195	FR-HS	Cordele, Ga./Crisp County
39	Skialar Mann	LB	6-3	215	FR-HS	Fort Valley, Ga./Peach County
39	Joshua Pfeifer	WR	6-1	175	SO-SQ	Nashville, Tenn./Father Ryan
40	Zach Johansen	S	6-1	190	FR-RS	Suwanee, Ga./North Gwinnett
40	Matt Jones	RB	5-7	180	SO-1L	Jackson, Miss./Jackson Prep
41	John Ross Ashley	CB	6-0	180	FR-HS	Vestavia Hills, Ala./Vestavia Hills
41	Caden Davis	K	6-3	200	SR*-TR	Coppell, Texas/Coppell/Texas A&M
42	Jason Albritton	RB	5-10	220	SO-TR	Lithia, Fla./Newsome/USF
42	Dylan Davis	S	6-1	185	FR-HS	Frisco, Texas/Parish Episcopal
43	Caden Costa	K	6-0	200	JR-1L	Mandeville, La./Mandeville
43	Jack Damron	LB	6-0	210	FR-HS	Buford, Ga./Buford
44	Nyseer Fullwood-Theodore	CB	6-3	205	FR-HS	Atlanta, Ga./IMG Academy
44	Ali Scott	RB	6-0	215	JR-TR	Powder Springs, Ga./McEachern/Grandview
45	Jackson Jones	CB	6-0	150	FR-TR	Buffalo, N.Y./Grand Island/Stony Brook
46	Harrison Craig	S	6-1	180	FR-RS	Collierville, Tenn./Collierville
46	Salathiel Hemphill	TE	6-3	245	JR-RS	Winona, Miss./Grenada/Jones College
47	Deelay Holmes Jr.	DE	6-3	230	FR-HS	Pahokee, Fla./Pahokee



NUMERICAL						
No.	Name	Pos.	Ht.	Wt.	Yr.	Hometown/Previous School (s)
47	Wyatt Smalley	TE	6-3	210	FR-HS	Milton, Ga./Milton
48	Charlie Pollock	P	6-1	230	SO-SQ	Marietta, Ga./Walton/Nevada
48	Mark Trigg Jr.	LB	6-3	200	FR-HS	Roswell, Ga./Roswell
49	Jared Lawrence	LS	5-10	200	JR-2L	Lebanon, Tenn./Wilson Central
49	Daniel Newman	S	5-9	195	JR-SQ	Tallahassee, Fla./Lincoln
50	Tres Harris III	LB	6-2	225	FR-HS	Frisco, Texas/Legacy Christian Academy
51	Zxavian Harris	DT	6-7	335	SO-1L	Canton, Miss./Germantown
52	Christian Britt	DE	6-4	210	FR-HS	Greenville, Miss./Washington
53	Cephas Pettis	DE	5-11	245	FR-TR	Crewe, Va./Nottoway/James Madison
54	Caleb Warren	OL	6-5	310	SR*-4L	Louisville, Miss./Nanih Waiya
55	Preston Cushman	OL	6-5	280	FR-RS	St. Petersburg, Fla./Calvary Christian
56	Reece McIntyre	OL	6-5	305	SR*-4L	Buford, Ga./Buford
57	Micah Pettus	OL	6-7	360	SO-1L	Madison, Ala./James Clemens
58	Demarcus Smith	DT	6-3	295	SO-SQ	Birmingham, Ala./A.H. Parker
59	Mana Taimani	OL	6-5	305	JR-TR	Antioch, Calif./Clayton Valley Charter/Diablo Valley College
61	Lane Hewett	OL	6-2	280	FR-HS	Ocean Springs, Miss./St. Martin
62	Brycen Sanders	OL	6-6	295	FR-HS	Chattanooga, Tenn./Baylor School
64	Ethan Morris	OL	6-2	265	FR-HS	Columbia, Miss./Columbia
65	Alec Grijalva	OL	6-4	280	FR-RS	Leesburg, Va./Heritage
66	Cedrick Nicely	OL	6-5	310	SO-1L	Gainesville, Ga./Gainesville
67	Quincy McGee	OL	6-4	320	SR-TR	Hattiesburg, Miss./Hattiesburg/Mississippi Gulf Coast CC/UAB
68	Jack Mills	OL	6-4	315	JR-TR	Medfield, Mass./Dexter Southfield/Georgetown
71	Jayden Williams	OL	6-5	300	SO-1L	Conway, Ark./Conway
72	Ethan Fields	OL	6-4	330	FR-HS	Geismar, La./Dutchtown
73	Eli Acker	OL	6-5	295	JR-3L	Columbus, Miss./Heritage Academy
76	Cedric Melton	OL	6-5	300	JR-2L	Houston, Texas/Klein Cain
77	Cam East	OL	6-7	280	FR-RS	Marrero, La./St. Augustine
78	Jeremy James	OL	6-5	305	SR*-4L	Cumming, Ga./North Forsyth
79	Victor Curne	OL	6-4	320	SR-TR	Houston, Texas/Second Baptist/Washington
80	Jayontay Conner	TE	6-4	220	FR-HS	Winston-Salem, N.C./East Forsyth
82	Larry Simmons	WR	6-1	190	FR-RS	Moss Point, Miss./Moss Point
83	Cayden Lee	WR	5-11	175	FR-HS	Kennesaw, Ga./Kennesaw Mountain
84	Qua Davis	WR	5-11	210	SR-2L	Biggersville, Miss./Biggersville/ Itawamba CC
85	Jeremiah Dillon	WR	6-2	175	FR-RS	Tylertown, Miss./Tylertown
86	Caden Prieskorn	TE	6-5	255	SR*-TR	Lake Orion, Mich./Orchard Lake/Fork Union Military/Memphis
87	Hudson Wolfe	TE	6-7	230	SO-1L	Savannah, Tenn./Hardin County
88	Kyirin Heath	TE	6-4	235	SO-1L	Mansfield, Texas/Legacy
89	JJ Pegues	DT	6-2	315	SR*-1L	Oxford, Miss./Oxford/Auburn
90	Stephon Wynn Jr.	DT	6-4	310	SR-TR	Anderson, S.C./IMG Academy/Alabama/Nebraska
91	Myles Saulsberry	DT	6-2	290	FR-TR	Memphis, Tenn./Lausanne Collegiate/UT Martin
92	Chamberlain Campbell	DE	6-7	215	FR-HS	St. Petersburg, Fla./Lakewood
93	Carter Short	LS	5-10	195	SO-1L	Hoover, Ala./Hoover/Alabama
94	Tavion Prather	DT	6-3	245	JR-RS	Oxford, Miss./Lafayette/Northwest Mississippi CC
94	Christian Schanefelt	K	6-0	200	FR-RS	Decatur, Ill./Warrensburg-Latham
95	Akelo Stone	DT	6-2	280	JR-TR	Savannah, Ga./Jenkins/Georgia Tech
96	Jamarius Brown	DT	6-3	285	FR-HS	Moss Point, Miss./Moss Point
97	Jamond Gordon	DT	6-2	290	SR-2L	Meridian, Miss./Meridian/East Mississippi CC
98	Jaden Dicks	DE	6-4	270	SO-SQ	Etobicoke, Ontario/Etobicoke/Guelph
99	DeSanto Rollins	DT	6-3	305	JR-2L	Baton Rouge, La./Parkview Baptist
99	Isaac Ukwu	DE	6-3	260	SR-TR	Upper Marlboro, Md./Wise/James Madison

ALPHABETICAL		
No.	Name	Pos.
8	Monty Montgomery	LB
64	Ethan Morris	OL
49	Daniel Nicely	S
66	Cedrick Nicely	OL
17	Richard O'Bryant	CB
33	Mac Owen	WR
89	JJ Pegues	DT
4	Suntarine Perkins	LB
53	Cephas Pettis	DE
57	Micah Pettus	OL
39	Joshua Pfeifer	WR
48	Charlie Pollock	P
94	Tavion Prather	DT
86	Caden Prieskorn	TE
7	Deantre Prince	CB
21	Kedrick Reescano	RB
99	DeSanto Rollins	DT
62	Brycen Sanders	OL
3	Spencer Sanders	QB
91	Myles Saulsberry	DT
5	John Saunders Jr.	S
94	Christian Schanefelt	K
44	Ali Scott	RB
93	Carter Short	LS
13	Austin Simmons	QB
82	Larry Simmons	WR
47	Wyatt Smalley	TE
58	Demarcus Smith	DT
22	Jarell Stinson	CB
95	Akelo Stone	DT
59	Mana Taimani	OL
13	Ladarius Tennison	S
48	Mark Trigg Jr.	LB
99	Isaac Ukwu	DE
29	Rayf Vinson	WR
19	Dayton Wade	WR
6	Zamari Walton	CB
54	Caleb Warren	OL
25	Trey Washington	S
16	Braden Waterman	QB
11	Jordan Watkins	WR
30	Trip White	LB
1	Ayden Williams	WR
14	Demarko Williams	S
71	Jayden Williams	OL
31	Calvin Wilson	WR
87	Hudson Wolfe	TE
17	Davin Wydner	QB
90	Stephon Wynn Jr.	DT
16	Teja Young	S

**Senior\*** - Has an additional year of eligibility due to the COVID-19 pandemic.

**COACHING STAFF**

**HEAD COACH:** Lane Kiffin (Fresno State, 1998)

**RECORD AT OLE MISS AS HEAD COACH (YEARS):** 33-15 (4th)

**CAREER RECORD AS COLLEGE HEAD COACH (YEARS):** 94-49 (12th)

**ASSISTANTS COACHES (ALMA MATER, YEAR/RESPONSIBILITIES/YEARS AT OLE MISS):**

John David Baker (Abilene Christian, 2014/Co-Offensive Coordinator/Tight Ends/3rd) - Sidelines

John Garrison (Nebraska, 2003/Offensive Line/1st) - Sidelines

Pete Golding (Delta State, 2005/Defensive Coordinator/Linebackers/1st) - Sidelines

Keynodo Hudson (West Virginia Tech, 2004/Cornerbacks/1st) - Sidelines

Randall Joyner (SMU, 2014/Defensive Line/3rd) - Sidelines

Wes Neighbors III (Alabama, 2011/Safeties/1st) - Press Box

Derrick Nix (Southern Miss, 2005/Associate Head Coach/Wide Receivers/16th) - Sidelines

Jake Schoonover (Missouri Western, 2008/Special Teams Coordinator/1st) - Sidelines

Kevin Smith (UCF, 2015/Running Backs/3rd) - Sidelines

Charlie Weis Jr. (Kansas, 2015/Co-Offensive Coordinator/Quarterbacks/2nd) - Press Box

**GRADUATE ASSISTANT COACHES:**

Heath Dedeaux (Ole Miss, 2020/Offense/2nd)

Griffin McCarley (West Alabama, 2018/1st)

Jay Shoop (Tennessee, 2021/1st)

David Whitlow (Alabama State, 2020/1st)

**PRONUNCIATION GUIDE**

Eli ACKER	ACK-er	JJ PEGUES	puh-GEESE
Joshua AKA	ACK-uh	SUNTARINE Perkins	sun-TARE-in
DAIJAHN Anthony	DAY-zhan	CEPHAS Pettis	SEE-fuss
Lex BOUCVALT	BOOK-vault	Joshua PFEIFER	FIE-fuhr
KHARI Coleman	ky-REE	Caden PRIESKORN	PREE-scorn
QUA Davis	rhymes with way	AKELO Stone	uh-KEY-low
ZAKHARI Franklin	zuh-CARR-ee	MANA TAIMANI	MAHN-uh tie-MAHN-ee
KYIRIN Heath	KY-rinn	Isaac UKWU	OOK-woo
Jeremiah JEAN-BAPTISTE	JEEN bap-TEEST	ZAMARI Walton	zuh-MAR-ee
FRASER MASIN	FRAY-zuhr muh-ZINN	STEPHON Wynn Jr.	STEFF-on
KEDRICK REESCANO	keh-DRICK REESE-kuh-no	TEJA Young	TEE-jay

DEPTH CHART

OFFENSE

WR	9	Tre Harris (6-2, 205, SR*-TR, Lafayette, La., Louisiana Tech)
	5	Zakhari Franklin (6-1, 185, SR-TR, Cedar Hill, Texas, UTSA)
WR	19	Dayton Wade (5-9, 175, SR*-1L, Atlanta, Ga., Western Kentucky)
	1	Ayden Williams (6-3, 190, FR-HS, Ridgeland, Miss., Ridgeland)
WR	11	Jordan Watkins (5-11, 190, SR*-1L, Louisville, Ky., Louisville)
	83	Cayden Lee (5-11, 175, FR-HS, Kennesaw, Ga., Kennesaw Mountain)
LT	71	Jayden Williams (6-5, 300, SO-1L, Conway, Ark., Conway)
	78	Jeremy James (6-5, 305, SR*-4L, Cumming, Ga., North Forsyth)
LG	67	Quincy McGee (6-4, 320, SR-TR, Hattiesburg, Miss., UAB)
	73	Eli Acker (6-5, 295, JR-3L, Columbus, Miss., Heritage Academy)
C	54	Caleb Warren (6-5, 310, SR*-4L, Louisville, Miss., Nanih Waiya)
	56	Reese McIntyre (6-5, 305, SR*-4L, Buford, Ga., Buford)
RG	78	Jeremy James (6-5, 305, SR*-4L, Cumming, Ga., North Forsyth)
	55	Preston Cushman (6-5, 280, FR-RS, St. Petersburg, Fla., Calvary Christian)
RT	79	Victor Curne (6-4, 320, SR-TR, Houston, Texas, Washington)
	76	Cedric Melton (6-5, 300, JR-2L, Houston, Texas, Klein Cain)
TE	86	Caden Prieskorn (6-5, 255, SR*-TR, Lake Orion, Mich., Memphis)
	88	Kyirin Heath (6-4, 235, SO-1L, Mansfield, Texas, Legacy)
	87	Hudson Wolfe (6-7, 230, SO-1L, Savannah, Tenn., Hardin County)
QB	2	Jaxson Dart (6-2, 220, JR-1L, Kaysville, Utah, USC)
	3	Spencer Sanders (6-1, 210, SR-TR, Denton, Texas, Okla. St.)
	7	Walker Howard (6-1, 195, FR-TR, Lafayette, La., LSU)
	13	Austin Simmons (6-2, 200, FR-HS, Pinecrest, Fla., Pahokee)
RB	4	Quinshon Judkins (5-11, 210, SO-1L, Pike Road, Ala., Pike Road)
	24	Ulysses Bentley IV (5-11, 200, SR*-1L, Houston, Texas, SMU)
	8	Jam Griffin (5-9, 210, SR*-TR, Rome, Ga., Oregon State) <b>-OR-</b>
	40	Matt Jones (5-7, 180, SO-1L, Jackson, Miss., Jackson Prep)

SPECIALISTS

KO	41	Caden Davis (6-3, 200, SR*-TR, Coppell, Texas, Texas A&M)
	43	Caden Costa (6-0, 200, JR-1L, Mandeville, La., Mandeville)
PK	41	Caden Davis (6-3, 200, SR*-TR, Coppell, Texas, Texas A&M)
	43	Caden Costa (6-0, 200, JR-1L, Mandeville, La., Mandeville)
P	12	Fraser Masin (6-5, 235, SR*-1L, Brisbane, Australia, St. Joseph's Nudgee)
	48	Charlie Pollock (6-1, 230, SO-SQ, Marietta, Ga., Nevada)
LS	49	Jared Lawrence (5-10, 200, JR-2L, Lebanon, Tenn., Wilson Central)
	93	Carter Short (5-10, 195, SO-1L, Hoover, Ala., Alabama)
H	48	Charlie Pollock (6-1, 230, SO-SQ, Marietta, Ga., Nevada)
	12	Fraser Masin (6-5, 235, SR*-1L, Brisbane, Australia, St. Joseph's Nudgee)
KR	19	Dayton Wade (5-9, 175, SR*-1L, Atlanta, Ga., Western Kentucky)
	24	Ulysses Bentley IV (5-11, 200, SR*-1L, Houston, Texas, SMU)
PR	11	Jordan Watkins (5-11, 190, SR*-1L, Louisville, Ky., Louisville)
	19	Dayton Wade (5-9, 175, SR*-1L, Atlanta, Ga., Western Kentucky)

DEFENSE

DE	89	JJ Pegues (6-2, 315, SR*-1L, Oxford, Miss., Auburn)
	95	Akelo Stone (6-2, 280, JR-TR, Savannah, Ga., Georgia Tech)
NT	90	Stephon Wynn Jr. (6-4, 310, SR-TR, Anderson, S.C., IMG Academy) <b>-OR-</b>
	0	Joshua Harris (6-4, 325, SR*-TR, Roxboro, N.C., NC State) <b>-OR-</b>
	51	Zxavian Harris (6-7, 335, SO-1L, Canton, Miss., Germantown)
DE	15	Jared Ivey (6-5, 265, SR*-1L, Suwanee, Ga., Georgia Tech)
	99	Isaac Ukku (6-3, 260, SR-TR, Upper Marlboro, Md., James Madison)
	97	Jamond Gordon (6-2, 290, SR-2L, Meridian, Miss., East Miss. CC)
OLB	2	Cedric Johnson (6-3, 265, SR*-3L, Mobile, Ala., Davidson)
	4	Suntarine Perkins (6-3, 205, FR-HS, Raleigh, Miss., Raleigh)
MLB	23	Khari Coleman (6-2, 220, SR*-1L, New Orleans, La., TCU) <b>-OR-</b>
	36	Ashanti Cistrunk (6-1, 230, SR-4L, Louisville, Miss., Louisville)
MLB	11	Jeremiah Jean-Baptiste (6-2, 230, SR-TR, Florida City, Fla., UCF)
	8	Monty Montgomery (5-10, 225, SR-TR, Norcross, Ga., Louisville)
NICKEL	5	John Saunders Jr. (6-2, 200, SR*-TR, High Point, N.C., Miami OH)
	13	Ladarius Tennison (5-9, 200, JR-1L, Rockledge, Fla., Auburn)
SS	3	Dajahn Anthony (6-0, 205, SR-TR, Richmond, Va., Liberty) <b>-OR-</b>
	16	Teja Young (5-11, 195, SR-TR, West Palm Beach, Fla., FAU)
FS	25	Trey Washington (5-11, 205, JR-2L, Trussville, Ala., Hewitt-Trussville)
	27	Jalen Knox (6-0, 205, SR-1L, Arlington, Texas, Missouri)
CB	6	Zamari Walton (6-3, 185, SR-TR, Melbourne, Fla., Georgia Tech) <b>-OR-</b>
	32	Chris Graves (6-1, 175, FR-TR, Fort Myers, Fla., Miami)
	9	DeShawn Gaddie Jr. (6-1, 190, SR-TR, Indianapolis, Ind., N. Texas)
CB	7	Deantre Prince (6-0, 185, SR-3L, Charleston, Miss., NE Miss. CC)
	14	Demarko Williams (5-10, 175, SO-1L, Atlanta, Ga., Westlake)

**Senior\*** - Has an additional year of eligibility due to the COVID-19 pandemic.





TEAM STATISTICS

OLE MISS	OPPONENT	CATEGORY	PENN STATE	OPPONENT
418	268	Total Points	446	137
275	244	First Downs	271	151
122	100	By Rushing	128	55
135	122	By Passing	121	79
18	22	By Penalty	22	17
2148	1823	Rushing Yards	2240	820
488	468	Rushing Attempts	487	387
4.4	3.9	Yards Per Rush	4.6	2.1
179.0	151.9	Rushing Yards Per Game	186.7	68.3
3319	2640	Passing Yards	2452	1859
230-353	232-374	Pass Completions-Attempts	226-373	173-298
276.6	220.0	Passing Yards Per Game	204.3	154.9
5467	4463	Total Offense	4692	2679
841	842	Total Offensive Plays	860	685
455.6	371.9	Total Offense Per Game	391.0	223.3
10-1	15-4	Fumbles-Lost	12-5	20-12
89-742	67-571	Penalties-Yards	59-513	66-524

INDIVIDUAL STATISTICS

OLE MISS

Rushing	Att.	Yds.	Avg.	TD
Quinshon Judkins	237	1052	4.4	15
Ulysses Bentley IV	92	521	5.7	4
Jaxson Dart	111	377	3.4	7

Passing	Comp.	Att.	Yds.	TD/Int.
Jaxson Dart	208	318	2985	20/5
Spencer Sanders	19	29	278	3/0
Walker Howard	3	4	56	0/0

Receiving	Rec.	Yds.	Avg.	TD
Tre Harris	47	851	18.1	8
Dayton Wade	52	769	14.8	4
Jordan Watkins	53	741	14.0	3

Punting	No.	Yds.	Avg.	Long
Fraser Masin	43	1822	42.4	54

Punt Returns	No.	Yds.	Avg.	Long
Jordan Watkins	10	107	10.7	70

Kickoff Returns	No.	Yds.	Avg.	Long
Ulysses Bentley IV	13	252	19.4	34

Scoring	TD	FG	PAT	Total
Quinshon Judkins	16	-	1-1	98
Caden Davis	-	15-20	42-42	87
Tre Harris	8	-	-	48

Tackles	UT-AT	TT	TFL	Other
Trey Washington	37-38	75	2.0	3 INT
Ashanti Cistrunk	29-39	68	3.5	2.5 SACKS
John Saunders Jr.	36-25	61	2.0	3 INT
Daijahn Anthony	25-33	58	2.5	2 INT

PENN STATE

Rushing	Att.	Yds.	Avg.	TD
Kaytron Allen	162	851	5.3	6
Nicholas Singleton	163	702	4.3	8
Beau Pribula	53	313	5.9	6

Passing	Comp.	Att.	Yds.	TD/Int.
Drew Allar	214	350	2336	23/1
Beau Pribula	10	20	101	3/0

Receiving	Rec.	Yds.	Avg.	TD
KeAndre Lambert-Smith	53	673	12.7	4
Theo Johnson	32	325	10.2	6
Tyler Warren	29	295	10.2	7

Punting	No.	Yds.	Avg.	Long
Riley Thompson	46	2080	45.2	56

Punt Returns	No.	Yds.	Avg.	Long
Daequan Hardy	17	248	14.6	68

Kickoff Returns	No.	Yds.	Avg.	Long
Nicholas Singleton	12	302	25.2	51

Scoring	TD	FG	PAT	Total
Alex Felkins	-	18-22	45-45	99
Nicholas Singleton	9	-	-	54
Kaytron Allen	7	-	-	42

Tackles	UT-AT	TT	TFL	Other
Kobe King	34-20	54	5.0	1.5 SACKS
Kevin Winston	30-21	51	2.5	4 PBU
Curtis Jacobs	30-17	47	8.0	2.5 SACKS
Abdul Carter	25-21	46	5.5	4.5 SACKS

TOP REBEL PERFORMANCES

VS. PENN STATE

First Meeting

SERIES HISTORY

First Meeting

LAST FOUR BOWL GAMES

11/28/22 • Texas Bowl • Houston, Texas

Texas Tech 42, Ole Miss 25

Ole Miss battled to the very end, but the Rebels couldn't overcome five turnovers as their comeback bid fell short in a 42-25 TaxAct Texas Bowl defeat to Texas Tech. The Rebels outgained Texas Tech 558-484 on the night at NRG Stadium, but the Rebels coughed up five turnovers and went 2-for-7 on fourth-down attempts in the defeat. Jaxson Dart racked up 427 total yards and accounted for three touchdowns to fuel the Rebel offense.

1/1/22 • Sugar Bowl • New Orleans, La.

#7 Baylor 21, #8 Ole Miss 7

The Ole Miss football team refused to quit in the face of adversity after losing their leader early in Saturday's Allstate Sugar Bowl game. In the end, the Baylor Bears used a late surge to knock off the Rebels 21-7 inside the Caesars Superdome. After being thrust into relief after an injury to Matt Corral, Luke Altmeyer completed 15 of 29 passes for 174 yards and threw a second half touchdown pass to Braylon Sanders.

1/2/21 • Outback Bowl • Tampa, Fla.

Ole Miss 26, #7 Indiana 20


In a season filled with uncertainty, fireworks, heartbreak and adversity, the Ole Miss Rebels restored their rich tradition of postseason football, earning their first bowl bid in five years. Lane Kiffin's squad made the most of it, putting together a valiant effort in Raymond James Stadium to knock off the No. 7 ranked Indiana Hoosiers 26-20 in the 2021 Outback Bowl, concluding the 2020 football season with their first bowl win since the 2016 Sugar Bowl.

1/1/16 • Sugar Bowl • New Orleans, La.

#12 Ole Miss 48, #16 Oklahoma State 20

How sweet it was. No. 12 Ole Miss dominated No. 16 Oklahoma State, 48-20, in the 82nd annual Allstate Sugar Bowl Saturday night in front of a sellout crowd at the Mercedes-Benz Superdome. In their first appearance in the Sugar Bowl in 46 years, the Rebels left it all on the field, claiming their first 10-win season since the 2003 campaign.

# CHICK-FIL-A PEACH BOWL: VS. PENN STATE

2 QB		<p><b>JAXSON DART</b> 6-2   220   Jr.   Kaysville, Utah</p> <table border="1"> <thead> <tr> <th>COMP</th> <th>ATT</th> <th>YDS</th> <th>TD/INT</th> </tr> </thead> <tbody> <tr> <td>208</td> <td>318</td> <td>2,985</td> <td>20</td> </tr> </tbody> </table>	COMP	ATT	YDS	TD/INT	208	318	2,985	20	<p><b>LAST GAME:</b> Completed 14-of-26 passes for 96 yards and one touchdown vs. Mississippi State  <b>NOTES:</b> Ranks third in the SEC and No. 10 nationally in passing yards per completion (14.4) ... Fifth all-time in total offense (6,948), sixth in 300-yard games at Ole Miss (6), seventh in passing TDs (40), seventh in passing (5,959) and seventh in total TDs (47) ... All-SEC selection by College Football Network.</p>
COMP	ATT	YDS	TD/INT								
208	318	2,985	20								
4 RB		<p><b>QUINSHON JUDKINS</b> 5-11   210   So.   Pike Road, Ala.</p> <table border="1"> <thead> <tr> <th>ATT</th> <th>YDS</th> <th>AVG</th> <th>TD</th> </tr> </thead> <tbody> <tr> <td>237</td> <td>1,052</td> <td>4.4</td> <td>15</td> </tr> </tbody> </table>	ATT	YDS	AVG	TD	237	1,052	4.4	15	<p><b>LAST GAME:</b> Rushed for 119 yards and one touchdown against Mississippi State  <b>NOTES:</b> Ten career multi-rushing TD games ... Second all-time in career 100-yard games (13), second in rushing TDs (31), fourth in rushing yds (2,619) ... Needs just 48 yards to become first Rebel to ever record multiple seasons with 1,100 yards rushing ... First team All-SEC selection by league coaches.</p>
ATT	YDS	AVG	TD								
237	1,052	4.4	15								
24 RB		<p><b>ULYSSES BENTLEY IV</b> 5-11   200   Sr.*   Houston, Texas</p> <table border="1"> <thead> <tr> <th>ATT</th> <th>YDS</th> <th>AVG</th> <th>TD</th> </tr> </thead> <tbody> <tr> <td>92</td> <td>521</td> <td>5.7</td> <td>4</td> </tr> </tbody> </table>	ATT	YDS	AVG	TD	92	521	5.7	4	<p><b>LAST GAME:</b> Tallied 10 carries for 63 yards before leaving due to injury at Mississippi State  <b>NOTES:</b> Has appeared in 42 career games, with 17 of those coming at Ole Miss ... 23 career rushing touchdowns ... Earl Campbell Tyler Rose Award watch list ... Accepted invite to East-West Shrine Bowl ... Transferred from SMU in 2022.</p>
ATT	YDS	AVG	TD								
92	521	5.7	4								
9 WR		<p><b>TRE HARRIS</b> 6-2   205   Sr.*   Lafayette, La.</p> <table border="1"> <thead> <tr> <th>REC</th> <th>YDS</th> <th>AVG</th> <th>TD</th> </tr> </thead> <tbody> <tr> <td>47</td> <td>851</td> <td>18.1</td> <td>8</td> </tr> </tbody> </table>	REC	YDS	AVG	TD	47	851	18.1	8	<p><b>LAST GAME:</b> Recorded three catches for 27 yards against Mississippi State  <b>NOTES:</b> Ranks third in the SEC with eight TD catches on the season ... Only FBS receiver with both a four TD game and 200-yard receiving game this season ... Will return to Ole Miss for final year of eligibility in 2024 ... Has 2,368 career receiving yards and 22 TDs ... Transfer from Louisiana Tech.</p>
REC	YDS	AVG	TD								
47	851	18.1	8								
11 WR		<p><b>JORDAN WATKINS</b> 5-11   190   Sr.*   Louisville, Ky.</p> <table border="1"> <thead> <tr> <th>REC</th> <th>YDS</th> <th>AVG</th> <th>TD</th> </tr> </thead> <tbody> <tr> <td>53</td> <td>741</td> <td>14.0</td> <td>3</td> </tr> </tbody> </table>	REC	YDS	AVG	TD	53	741	14.0	3	<p><b>LAST GAME:</b> Registered one catch for seven yards vs. Mississippi State  <b>NOTES:</b> Leads the team with in receptions (53) in 2023 ... Third on team in receiving yards (741) and receiving TDs (3) ... SEC Co-Special Teams Player of the Week (Sept. 4) ... Four 100-yard receiving games at Ole Miss ... Will return to Ole Miss for final year of eligibility in 2024 ... Transferred from Louisville in 2022.</p>
REC	YDS	AVG	TD								
53	741	14.0	3								
19 WR		<p><b>DAYTON WADE</b> 5-9   175   Sr.*   Atlanta, Ga.</p> <table border="1"> <thead> <tr> <th>REC</th> <th>YDS</th> <th>AVG</th> <th>TD</th> </tr> </thead> <tbody> <tr> <td>52</td> <td>769</td> <td>14.8</td> <td>4</td> </tr> </tbody> </table>	REC	YDS	AVG	TD	52	769	14.8	4	<p><b>LAST GAME:</b> Registered two catches for 14 yards vs. Mississippi State  <b>NOTES:</b> Has played in 25 games, starting 17 at Ole Miss ... Second on the team with 52 catches and 769 receiving yards ... Has tallied 80 or more receiving yards in six games this season ... Transferred from Western Kentucky in 2022.</p>
REC	YDS	AVG	TD								
52	769	14.8	4								
86 TE		<p><b>CADEN PRIESKORN</b> 6-5   255   Sr.*   Lake Orion, Mich.</p> <table border="1"> <thead> <tr> <th>REC</th> <th>YDS</th> <th>AVG</th> <th>TD</th> </tr> </thead> <tbody> <tr> <td>20</td> <td>313</td> <td>15.7</td> <td>2</td> </tr> </tbody> </table>	REC	YDS	AVG	TD	20	313	15.7	2	<p><b>LAST GAME:</b> Led the team in both catches (4) and receiving yards (38) with one TD vs. Mississippi State  <b>NOTES:</b> Has appeared in 38 career games at both Ole Miss and Memphis ... Will return to Ole Miss for final year of eligibility in 2024 ... Was a semifinalist for the 2022 John Mackey Award after tallying 48 receptions for 602 yards and seven TDs at Memphis ... Transfer from Memphis.</p>
REC	YDS	AVG	TD								
20	313	15.7	2								
71 LT		<p><b>JAYDEN WILLIAMS</b> 6-5   300   So.   Conway, Ark.</p> <table border="1"> <thead> <tr> <th>GS</th> <th>RUSH/G</th> <th>PASS/G</th> <th>PPG</th> </tr> </thead> <tbody> <tr> <td>1</td> <td>178.8</td> <td>276.6</td> <td>34.8</td> </tr> </tbody> </table>	GS	RUSH/G	PASS/G	PPG	1	178.8	276.6	34.8	<p><b>LAST GAME:</b> Did not play against Mississippi State  <b>NOTES:</b> Has appeared in 23 games during his two years at Ole Miss, including 14 starts ... Did not see any action in 2021 and was redshirted ... SEC First Year Academic Honor Roll ... Made Athletic Director's Honor Roll first three collegiate semesters ... Former 3-star prospect.</p>
GS	RUSH/G	PASS/G	PPG								
1	178.8	276.6	34.8								
67 LG		<p><b>QUINCY MCGEE</b> 6-4   320   Sr.   Hattiesburg, Miss.</p> <table border="1"> <thead> <tr> <th>GS</th> <th>RUSH/G</th> <th>PASS/G</th> <th>PPG</th> </tr> </thead> <tbody> <tr> <td>12</td> <td>178.8</td> <td>276.6</td> <td>34.8</td> </tr> </tbody> </table>	GS	RUSH/G	PASS/G	PPG	12	178.8	276.6	34.8	<p><b>LAST GAME:</b> Made 12th Ole Miss start at left guard vs. Mississippi State, 24th of his career  <b>NOTES:</b> Has played a total of 816 offensive snaps this season for the Rebels ... Played 18 games, started 12 in two prior seasons at UAB ... Played and started in 16 games at Mississippi Gulf Coast CC ... Transfer from UAB.</p>
GS	RUSH/G	PASS/G	PPG								
12	178.8	276.6	34.8								
54 C		<p><b>CALEB WARREN</b> 6-5   310   Sr.*   Louisville, Miss.</p> <table border="1"> <thead> <tr> <th>GS</th> <th>RUSH/G</th> <th>PASS/G</th> <th>PPG</th> </tr> </thead> <tbody> <tr> <td>11</td> <td>175.9</td> <td>293.0</td> <td>36.5</td> </tr> </tbody> </table>	GS	RUSH/G	PASS/G	PPG	11	175.9	293.0	36.5	<p><b>LAST GAME:</b> Made 43rd career start vs. Mississippi, playing all 76 snaps  <b>NOTES:</b> Has started 43 career games, second-most on the team ... Senior Bowl watch list ... Preseason All-SEC third team selection ... Moved from guard to center prior to 2022 season ... Two-time SEC Offensive Lineman of the Week.</p>
GS	RUSH/G	PASS/G	PPG								
11	175.9	293.0	36.5								
78 RG		<p><b>JEREMY JAMES</b> 6-5   305   Sr.*   Cumming, Ga.</p> <table border="1"> <thead> <tr> <th>GS</th> <th>RUSH/G</th> <th>PASS/G</th> <th>PPG</th> </tr> </thead> <tbody> <tr> <td>11</td> <td>175.9</td> <td>293.0</td> <td>36.5</td> </tr> </tbody> </table>	GS	RUSH/G	PASS/G	PPG	11	175.9	293.0	36.5	<p><b>LAST GAME:</b> Made 48th consecutive start vs. Mississippi State and played all 76 snaps  <b>NOTES:</b> Leads Ole Miss with 48 career starts, all consecutive ... Hasn't allowed a sack this season in 387 pass blocks ... Was Ole Miss' top-rated starter in run blocking in 2022 per PFF ... Senior Bowl watch list ... Preseason All-SEC first team selection by Lindy's ... 2020 first team Freshman All-American (The Athletic).</p>
GS	RUSH/G	PASS/G	PPG								
11	175.9	293.0	36.5								
79 RT		<p><b>VICTOR CURNE</b> 6-4   320   Sr.   Houston, Texas</p> <table border="1"> <thead> <tr> <th>GS</th> <th>RUSH/G</th> <th>PASS/G</th> <th>PPG</th> </tr> </thead> <tbody> <tr> <td>11</td> <td>175.9</td> <td>293.0</td> <td>36.5</td> </tr> </tbody> </table>	GS	RUSH/G	PASS/G	PPG	11	175.9	293.0	36.5	<p><b>LAST GAME:</b> Earned the start at left tackle vs. Mississippi State  <b>NOTES:</b> Has started every game in 2023 for the Rebels, 11 at left tackle ... Has appeared in 38 career games, including 26 contests in four seasons at Washington ... Made 16 career starts at right tackle with the Huskies ... Earned All-Pac-12 honorable mention honors in 2020 ... Transfer from Washington.</p>
GS	RUSH/G	PASS/G	PPG								
11	175.9	293.0	36.5								
41 K		<p><b>CADEN DAVIS</b> 6-3   200   Sr.*   Coppell, Texas</p> <table border="1"> <thead> <tr> <th>FG</th> <th>LONG</th> <th>PAT</th> <th>PTS</th> </tr> </thead> <tbody> <tr> <td>15/20</td> <td>56</td> <td>42/42</td> <td>87</td> </tr> </tbody> </table>	FG	LONG	PAT	PTS	15/20	56	42/42	87	<p><b>LAST GAME:</b> Went 2-for-2 on PATs vs. Mississippi State  <b>NOTES:</b> 15-for-20 on the season on field goals this season... Earned SEC Special Teams Player of the Week after hitting a career long 56-yard FG vs. Tulane ... Big-leg kicker who has registered 65 touchbacks in 79 kickoffs this season ... Transfer from Texas A&amp;M.</p>
FG	LONG	PAT	PTS								
15/20	56	42/42	87								



89 DE		<b>JJ PEGUES</b> 6-2   315   Sr.*   Oxford, Miss.	<table border="1"> <thead> <tr> <th>TACKLES</th> <th>TFL</th> <th>SACK</th> <th>QBH</th> </tr> </thead> <tbody> <tr> <td>40</td> <td>8.0</td> <td>3.5</td> <td>2</td> </tr> </tbody> </table>	TACKLES	TFL	SACK	QBH	40	8.0	3.5	2	<p><b>LAST GAME:</b> Earned the start vs. Mississippi State and registered five tackles in the win</p> <p><b>NOTES:</b> Career: 15.0 TFL, 6.5 sacks ... Senior Bowl watch list ... Will return to Ole Miss for final year of eligibility in 2024 ... Wuerffel Trophy nominee ... Allstate AFCA Good Works Team nominee ... Transferred to Ole Miss in 2022 after two seasons at Auburn ... Converted to DL from TE spring 2021.</p>
TACKLES	TFL	SACK	QBH									
40	8.0	3.5	2									
51 NT		<b>ZXAVIAN HARRIS</b> 6-7   335   So.   Canton, Miss.	<table border="1"> <thead> <tr> <th>TACKLES</th> <th>TFL</th> <th>SACK</th> <th>QBH</th> </tr> </thead> <tbody> <tr> <td>28</td> <td>3.5</td> <td>1.0</td> <td>3</td> </tr> </tbody> </table>	TACKLES	TFL	SACK	QBH	28	3.5	1.0	3	<p><b>LAST GAME:</b> Tallied three total tackles vs. Mississippi State</p> <p><b>NOTES:</b> Has registered 28 total tackles including 3.5 tackles for loss this season ... Recorded three career field goal blocks, including two this year ... Has appeared in 23 of 25 total games since arriving on campus in 2022 as a true freshman ... Formed 4-star recruit who ranked as No. 2 player in the state of Mississippi.</p>
TACKLES	TFL	SACK	QBH									
28	3.5	1.0	3									
15 DE		<b>JARED IVEY</b> 6-5   265   Sr.*   Suwanee, Ga.	<table border="1"> <thead> <tr> <th>TACKLES</th> <th>TFL</th> <th>SACK</th> <th>QBH</th> </tr> </thead> <tbody> <tr> <td>41</td> <td>9.5</td> <td>5.5</td> <td>4</td> </tr> </tbody> </table>	TACKLES	TFL	SACK	QBH	41	9.5	5.5	4	<p><b>LAST GAME:</b> Tallied four total tackles and a quarterback hurry in start vs. Mississippi State</p> <p><b>NOTES:</b> 45 career games played, 31 starts, 118 tackles, 21.0 TFL and 10.5 sacks across Ole Miss and Georgia Tech ... Was a third team preseason All-SEC selection ... Will return to Ole Miss for final year of eligibility in 2024 ... Transferred to Ole Miss from Georgia Tech prior to 2022 season.</p>
TACKLES	TFL	SACK	QBH									
41	9.5	5.5	4									
2 OLB		<b>CEDRIC JOHNSON</b> 6-3   265   Sr.*   Mobile, Ala.	<table border="1"> <thead> <tr> <th>TACKLES</th> <th>TFL</th> <th>SACK</th> <th>QBH</th> </tr> </thead> <tbody> <tr> <td>40</td> <td>6.5</td> <td>5.5</td> <td>12</td> </tr> </tbody> </table>	TACKLES	TFL	SACK	QBH	40	6.5	5.5	12	<p><b>LAST GAME:</b> Registered one tackle in win over Mississippi State</p> <p><b>NOTES:</b> 29 career starts, has played in 46 career games ... Chucky Mullins Courage Award Winner, wears #38 patch ... Bednarik Award watch list ... Accepted invite to Reese's Senior Bowl ... Preseason All-SEC first team selection by Phil Steele ... Ole Miss active career leader, fifth all-time in sacks (19.0).</p>
TACKLES	TFL	SACK	QBH									
40	6.5	5.5	12									
8 MLB		<b>MONTY MONTGOMERY</b> 5-10   225   Sr.   Norcross, Ga.	<table border="1"> <thead> <tr> <th>TACKLES</th> <th>TFL</th> <th>SACK</th> <th>QBH</th> </tr> </thead> <tbody> <tr> <td>22</td> <td>2.5</td> <td>0.0</td> <td>3</td> </tr> </tbody> </table>	TACKLES	TFL	SACK	QBH	22	2.5	0.0	3	<p><b>LAST GAME:</b> Brought down two total tackles and assisted in a tackle for loss</p> <p><b>NOTES:</b> 50 games played, 19 starts, 183 tackles, 26.0 TFL, 15.0 sacks, seven forced fumbles in five-year career ... Senior Bowl watch list ... Played 39 games at Louisville ... Also spent time at Tulane and Hutchinson CC ... Transferred to Ole Miss from Louisville, arrived in January and participated in spring ball.</p>
TACKLES	TFL	SACK	QBH									
22	2.5	0.0	3									
11 MLB		<b>JEREMIAH JEAN-BAPTISTE</b> 6-2   230   Sr.   Florida City, Fla.	<table border="1"> <thead> <tr> <th>TACKLES</th> <th>TFL</th> <th>SACK</th> <th>QBH</th> </tr> </thead> <tbody> <tr> <td>51</td> <td>3.5</td> <td>0.5</td> <td>1</td> </tr> </tbody> </table>	TACKLES	TFL	SACK	QBH	51	3.5	0.5	1	<p><b>LAST GAME:</b> Did not see any action vs. Mississippi State</p> <p><b>NOTES:</b> 56 games played, 27 starts, 193 tackles, 17.0 TFL and 21 QB hurries in career ... Played in 45 games over four seasons at UCF ... Senior Bowl watch list ... Transfer from UCF who arrived in January to participate in spring drills.</p>
TACKLES	TFL	SACK	QBH									
51	3.5	0.5	1									
23 OLB		<b>KHARI COLEMAN</b> 6-2   220   Sr.*   New Orleans, La.	<table border="1"> <thead> <tr> <th>TACKLES</th> <th>TFL</th> <th>SACK</th> <th>QBH</th> </tr> </thead> <tbody> <tr> <td>48</td> <td>3.5</td> <td>2.5</td> <td>4</td> </tr> </tbody> </table>	TACKLES	TFL	SACK	QBH	48	3.5	2.5	4	<p><b>LAST GAME:</b> Made start at MLB and registered season-high seven tackles vs. Mississippi State</p> <p><b>NOTES:</b> 41 games played, 28 starts, 142 tackles, 31.0 TFL in career ... Forced second career fumble which resulted in a scoop-and-score late in the game to seal the win over the Green Wave ... Led the Rebels in tackles for loss (10.0) last season ... Transferred from TCU in 2022.</p>
TACKLES	TFL	SACK	QBH									
48	3.5	2.5	4									
3 S		<b>DAIJAHN ANTHONY</b> 6-0   205   Sr.   Richmond, Va.	<table border="1"> <thead> <tr> <th>TACKLES</th> <th>TFL</th> <th>INT</th> <th>PBU</th> </tr> </thead> <tbody> <tr> <td>58</td> <td>2.5</td> <td>2</td> <td>7</td> </tr> </tbody> </table>	TACKLES	TFL	INT	PBU	58	2.5	2	7	<p><b>LAST GAME:</b> Started at safety, recorded career-high 15 tackles vs. Mississippi State</p> <p><b>NOTES:</b> Has 58 total tackles on the season and leads team with seven pass breakups ... Has two interceptions on the season ... Reese's Senior Bowl watch list ... Transfer from Liberty who arrived on campus prior to the start of fall camp.</p>
TACKLES	TFL	INT	PBU									
58	2.5	2	7									
5 S		<b>JOHN SAUNDERS JR.</b> 6-2   200   Sr.*   High Point, N.C.	<table border="1"> <thead> <tr> <th>TACKLES</th> <th>TFL</th> <th>INT</th> <th>PBU</th> </tr> </thead> <tbody> <tr> <td>61</td> <td>2.0</td> <td>3</td> <td>5</td> </tr> </tbody> </table>	TACKLES	TFL	INT	PBU	61	2.0	3	5	<p><b>LAST GAME:</b> Started at nickel, recorded six tackles against Mississippi State</p> <p><b>NOTES:</b> 35 games played, 27 starts, 128 tackles, 20 pass breakups and eight INTs in career ... Led Miami (Ohio) in PBUs in 2022 (10) ... Transfer from Miami (Ohio) who arrived in January and participated in spring drills ... Cousin, Jaquan Brisker, plays safety for the Chicago Bears.</p>
TACKLES	TFL	INT	PBU									
61	2.0	3	5									
25 S		<b>TREY WASHINGTON</b> 5-11   205   Jr.   Trussville, Ala.	<table border="1"> <thead> <tr> <th>TACKLES</th> <th>TFL</th> <th>INT</th> <th>PBU</th> </tr> </thead> <tbody> <tr> <td>75</td> <td>2.0</td> <td>3</td> <td>2</td> </tr> </tbody> </table>	TACKLES	TFL	INT	PBU	75	2.0	3	2	<p><b>LAST GAME:</b> Started at safety and notched six tackles vs. Mississippi State</p> <p><b>NOTES:</b> 38 career games played, 15 starts ... Leads team with 75 total tackles on the season ... Tied for team lead in INTs with three ... Earned SEC Defensive Player of the Week honors twice this season ... Received the Jeff Hamm Memorial Award during spring practices.</p>
TACKLES	TFL	INT	PBU									
75	2.0	3	2									
7 CB		<b>DEANTRE PRINCE</b> 6-0   185   Sr.   Charleston, Miss.	<table border="1"> <thead> <tr> <th>TACKLES</th> <th>TFL</th> <th>INT</th> <th>PBU</th> </tr> </thead> <tbody> <tr> <td>34</td> <td>5.0</td> <td>1</td> <td>5</td> </tr> </tbody> </table>	TACKLES	TFL	INT	PBU	34	5.0	1	5	<p><b>LAST GAME:</b> Started at CB vs. Mississippi State and recorded two tackles, including one sack</p> <p><b>NOTES:</b> Preseason All-SEC fourth team selection by Athlon ... Ole Miss' active career leader in INTs (6) ... Accepted invite to East-West Shrine Bowl ... Only allowed 22 receptions on 52 targets for 263 yards in 434 coverage snaps last season ... 12 games with 50 receiving yards or fewer allowed last year.</p>
TACKLES	TFL	INT	PBU									
34	5.0	1	5									
6 CB		<b>ZAMARI WALTON</b> 6-3   185   Sr.   Melbourne, Fla.	<table border="1"> <thead> <tr> <th>TACKLES</th> <th>TFL</th> <th>INT</th> <th>PBU</th> </tr> </thead> <tbody> <tr> <td>36</td> <td>3.5</td> <td>2</td> <td>6</td> </tr> </tbody> </table>	TACKLES	TFL	INT	PBU	36	3.5	2	6	<p><b>LAST GAME:</b> Started at CB vs. Mississippi State and tallied four tackles, one TFL and two pass breakups</p> <p><b>NOTES:</b> 60 games played, 50 starts, 161 tackles, five INTs in career ... Played in 48 games with 39 starts in five seasons at Georgia Tech ... Transfer from GT who arrived in January and participated in spring drills ... 2022 honorable mention All-ACC.</p>
TACKLES	TFL	INT	PBU									
36	3.5	2	6									
12 P		<b>FRASER MASIN</b> 6-5   235   Sr.*   Brisbane, Australia	<table border="1"> <thead> <tr> <th>PUNTS</th> <th>AVG</th> <th>LONG</th> <th>IN 20</th> </tr> </thead> <tbody> <tr> <td>43</td> <td>42.4</td> <td>54</td> <td>13</td> </tr> </tbody> </table>	PUNTS	AVG	LONG	IN 20	43	42.4	54	13	<p><b>LAST GAME:</b> Punted a career-high eight times, with six punts downed inside the 20-yard line vs. MSU</p> <p><b>NOTES:</b> Has tallied 43 punts on the season for an average of 42.4 yards per punt ... Played 12 games, had 42.1 yards/punt for Ole Miss in 2022 ... Graduated from St. Joseph's Nudgee College in Brisbane in 2018 ... Selected to the Australian rules football state team in 2017 and 2016.</p>
PUNTS	AVG	LONG	IN 20									
43	42.4	54	13									

# CHICK-FIL-A PEACH BOWL: VS. PENN STATE

## OLE MISS ATHLETICS COMMUNICATIONS

- Kyle Campbell** ..... Associate A.D. for Brand Strategy  
 Email: kyle@olemiss.edu  
 Duties: Head Coach, Institutional Credentials
- Brad Sheffield** ..... Director  
 Email: brads@olemiss.edu  
 Duties: Credentials, Parking, Gameday Ops, Interviews
- Tyler Wooten** ..... Associate Director  
 Email: tjwooten@olemiss.edu  
 Duties: Notes, Digital Program, Stats, Interviews
- Josie Hutton** ..... Communications Assistant  
 Email: jhutton@go.olemiss.edu  
 Duties: Flipcards
- Connor Allen** ..... Assistant Director  
 Email: callen7@olemiss.edu
- Kyle Birnbrauer** ..... Assistant Director  
 Email: kyleb@olemiss.edu
- Madeline Marshall** ..... Assistant Director  
 Email: mgmarsh1@olemiss.edu
- Mike Swartz** ..... Assistant Director  
 Email: mgswartz@olemiss.edu
- Conlan Birdsall** ..... Communications Assistant  
 Email: csbirdsall@go.olemiss.edu
- Emma Trainor** ..... Communications Assistant  
 Email: egtraino@go.olemiss.edu

## QUICK FACTS

- School:** Ole Miss (University of Mississippi)  
**Nickname:** Rebels  
**Location:** Oxford, Mississippi  
**Founded:** Nov. 6, 1848  
**Enrollment:** 22,951  
**Colors:** Cardinal Red (PMS 186) & Navy Blue (PMS 2767)  
**Conference:** Southeastern (SEC)  
**Stadium:** Vaught-Hemingway Stadium/Hollingsworth Field  
**Capacity/Playing Surface:** 64,038/Natural Grass  
**Chancellor:** Dr. Glenn Boyce  
**Athletics Director:** Keith Carter  
**Faculty Representative:** Ron Rychlak  
**Athletics Department Phone:** (662) 915-7241  
**University Website:** www.OleMiss.edu  
**Athletics Website:** www.OleMissSports.com  
**Gameday/Ticketing Website:** www.OleMissGameday.com

## OLE MISS

- The University of Mississippi**  
 No. 1 Most Beautiful Campus (Newsweek)  
 Top 20 Best Buy Colleges (Forbes)  
 Top 10 Safest Campuses in the Nation (CollegeSafe.com)  
 Top 10 Accountancy School (Public Accounting Report)  
 Top 5 Law School for value & job placement (National Jurist)  
 Carnegie R-1: Doctoral University - Highest Research Activity
- Tailgating in The Grove**  
 Nation's No. 1 Tailgating School (Sports Illustrated)  
 "The Holy Grail of tailgating sites" (The Sporting News)  
 "The mother and mistress of outdoor ritual mayhem"  
 (New York Times)

## OXFORD, MISSISSIPPI

- No. 1 College Town in America (ESPN)  
 No. 2 College Town in America (Livability.com)  
 No. 2 College Football Town (NCAA.com)  
 No. 4 Best Southern College Town (Southern Living)  
 Top 6 College Towns in America (USA Today)  
 No. 7 College Football Town (Sports Illustrated)  
 Top 10 Coolest College Towns in America (Travel & Leisure)

## OLE MISS HEAD COACH LANE KIFFIN

**Lane Kiffin** is in his fourth season at Ole Miss, where he has led the Rebels to three consecutive bowl berths to start off his time in Oxford. In 11 years at the NCAA level, Kiffin has posted an all-time record of 94-49, including a 33-15 mark at Ole Miss. The Rebels ranked No. 3 nationally in rushing offense (256.6) and No. 8 in total offense (496.4) last season. Kiffin helped mentor and recruit talented true freshman running back Quinshon Judkins, who set the Ole Miss single-season records in both rushing yards (1,567) and rushing touchdowns (16). Kiffin guided the Rebels to a 10-3 record in 2021, the first 10-win regular season in school history. The Rebels finished the season ranked No. 11 in both the AP and AFCA Coaches Poll, its highest final ranking since 2016. Ole Miss ranked top-20 in the FBS in nine different offensive categories in his first season in 2020. In December 2016, Kiffin took over an FAU program that had won a total of nine combined games over the previous three seasons. Kiffin proceeded to take the Owls to new heights over the last three years, including two conference titles and two 10-win seasons. In his head coaching stops at USC, Tennessee and FAU, Kiffin has shown a propensity in helping turn programs around. Kiffin graduated from Fresno State in 1998 after playing quarterback for three seasons (1994-96) for the Bulldogs. He began his coaching career as a student assistant at Fresno State under Pat Hill in 1997 and 1998.

## PENN STATE HEAD COACH JAMES FRANKLIN

**James Franklin**, a 28-year football coaching veteran, is in his 13th season as a collegiate head coach. Franklin's career head coaching record is 111-53 and he's one of eight active FBS coaches with a 66-plus winning percentage and 12-plus years coaching experience. He is one of six current FBS head coaches to lead his teams to a bowl game in each of his first nine seasons as a head coach and one of six to do so in 11 of their first 12 seasons. Under Franklin's direction, Penn State has finished in the top 12 of the final College Football Playoff rankings in six of the last eight seasons and has earned berths in five New Year's Six bowl games. Franklin has guided the Nittany Lions to an 86 percent graduation success rate, a perfect single-year 1,000 APR for the 2018-19 school year and record-breaking performances in the classroom. Franklin has led his teams to four Top 10 finishes (4 at Penn State) and seven Top 25 finishes (2 at Vanderbilt; 5 at Penn State). Prior to coming to Happy Valley, Franklin was the head coach at Vanderbilt from 2011-13. Franklin was a four-year letterman at quarterback and a two-time All-PSAC selection at East Stroudsburg.

## NITTANY LIONS SCOUTING REPORT

No. 10 Penn State enters its Peach Bowl matchup with the Rebels with a record of 10-2 overall and a 7-2 mark in Big 10 play this season. The Nittany Lions' only losses this season came to top-10 Michigan and Ohio State. Offensively, Penn State is averaging 391.0 yards per game with 186.7 rushing yards per game. Quarterback Drew Allar has thrown 23 touchdowns this season with just one interception. He's the first quarterback in Penn State history to throw for 10 or more touchdowns before throwing an interception in a season. Sophomores Kaytron Allen and Nicholas Singleton provide a one-two punch on the ground with 851 rushing yards and 702 yards respectively. Tight end Tyler Warren is tied for third in the FBS in receiving touchdowns this season. All-America selection Olumuyiwa Fashanu leads a Penn State offensive line that ranks in the top 20 nationally in fewest sacks allowed. Penn State features the country's top defense, allowing just 223.2 yards per game. The Nittany Lions also rank No. 1 in the FBS with 48 team sacks, only allowing 11.4 points per game. Penn State also leads the country in turnover margin, at plus-18. Linebacker Kobe King leads Penn State with 54 total tackles this year, while defensive end Adisa Isaac ranks No. 22 in the FBS with 15 tackles for loss. Nine different Nittany Lions have at least one interception on the season.

## 2023 Penn State Schedule

		Time (CT)			
Sept. 2	West Virginia	W, 38-15	Oct. 28	INDIANA*	W, 33-24
Sept. 9	Delaware	W, 63-7	Nov. 4	at Maryland*	W, 51-15
Sept. 16	at Illinois*	W, 30-13	Nov. 11	MICHIGAN*	L, 15-24
Sept. 23	IOWA*	W, 31-0	Nov. 18	RUTGERS*	W, 27-6
Sept. 30	at Northwestern*	W, 41-13	Nov. 24	at Michigan State*	W, 42-0
Oct. 14	UMASS	W, 63-0	Dec. 30	vs. Ole Miss^	11 a.m. CT
Oct. 21	at Ohio State*	L, 12-20			

\* Big 10 game HOME GAMES IN CAPS ^ Chick-fil-A Peach Bowl

## PEACH STATE HOMECOMING

Ole Miss has 20 players from Georgia who will be coming home for the 2023 Chick-fil-A Peach Bowl: RB **Jam Griffin** (Rome), LB **Monty Montgomery** (Norcross), S **Demarko Williams** (Atlanta), DE **Jared Ivey** (Suwanee), WR **Dayton Wade** (Atlanta), S **Nick Cull** (Donalsonville), CB **AJ Brown** (Cordele), LB **Skielar Mann** (Fort Valley), S **Zach Johansen** (Suwanee), LB **Jack Damron** (Buford), CB **Nyseer Fullwood-Theodore** (Atlanta), RB **Ali Scott** (Powder Springs), TE **Wyatt Smalley** (Milton), P **Charlie Pollock** (Marietta), LB **Mark Trigg Jr.** (Roswell), OL **Reece McIntyre** (Buford), OL **Cedrick Nicely** (Gainesville), OL **Jeremy James** (Cumming), WR **Cayden Lee** (Kennesaw) and DT **Akelo Stone** (Savannah).

**OLE MISS BOWL HISTORY**

The 2023 Chick-fil-A Peach Bowl will be Ole Miss' 41st bowl appearance in program history, as well as its third appearance in the Peach Bowl. The Rebels' all-time bowl record stands at 24-15, excluding a vacated victory in the 2013 BBVA Compass Bowl. Ole Miss ranks third in the SEC and tied for eighth in the FBS in bowl win percentage at .615. Elsewhere in the bowl record book, Ole Miss is tied for 15th nationally in bowl wins and tied for 20th in bowl appearances. Ole Miss is 11-4 in its last 15 bowl games, including a streak of six straight victories from 2002 to 2013.

**NEW YEAR'S SIX BOWL-ING**

The Rebels' berth to the 2023 Peach Bowl marks the fourth New Year's Six appearance for Ole Miss since its inception at the beginning of the College Football Playoff in 2014, as well as the second under head coach **Lane Kiffin** after an appearance in the 2022 Sugar Bowl following the 2021 season. At four total NY6 bids, the Rebels rank tied for eighth nationally among FBS schools and third in the SEC behind only Alabama (9) and Georgia (7).

Rank	School	NY6 Bids	'23?
1	Ohio State	10	Yes
2	Alabama	9	Yes (CFP)
3	Clemson	7	No
	Georgia	7	Yes
5	Oklahoma	6	No
6	Michigan	5	Yes (CFP)
	Penn State	5	Yes
<b>8</b>	<b>Ole Miss</b>	<b>4</b>	<b>Yes</b>
	Florida State	4	Yes
	Notre Dame	4	No
	Oregon	4	Yes
	Washington	4	Yes (CFP)

**GET YOUR POPCORN**

When Ole Miss and Penn State meet at the Peach Bowl on Dec. 30, it will be among the top bowl games nationally this season in terms of combined historical impact. At a .615 bowl winning percentage that ranks tied for eighth all-time, the Rebels will go toe-to-toe with one of just eight other schools with a .600 winning percentage in at least 25 appearances against the Nittany Lions, which holds the No. 6 ranking at a .620 clip. This year's Peach Bowl will be one of just two contests in the Bowl Season to feature two teams historically above .600 in bowl games, with the other being the Orange Bowl between Georgia (.638) and Florida State (.630). The Peach Bowl will also be among just four bowl games with at least 94 combined appearances and at least 50 combined wins alongside the Rose, Orange and Sugar Bowls.

**All-Time Combined Bowl Totals, 2023 FBS Bowl Matchups (Excluding vacated wins)**

Rose Bowl	App.	Wins	Win%	Sugar Bowl	App.	Wins	Win%
Combined	127	66	.541	Combined	100	50	.510
Alabama	76	45	.625	Texas	59	31	.552
Michigan	51	21	.420	Washington	41	19	.488
Orange Bowl	App.	Wins	Win%	Peach Bowl	App.	Wins	Win%
Combined	111	66	.635	Combined	94	55	.618
Georgia	62	37	.638	Penn State	53	31	.620
Florida State	49	29	.630	<b>Ole Miss</b>	<b>41</b>	<b>24</b>	<b>.615</b>

**REBELS VERSUS BIG TEN OPPONENTS**

- Ole Miss has a 3-4 record against current members of the Big Ten, 2-1 in bowls: 2021 Outback Bowl (vs. Indiana, W, 26-20), 2002 Independence Bowl (vs. Nebraska, W, 27-23), 1991 Gator Bowl (vs. Michigan, L, 35-3).
- The Rebels vs. current Big Ten teams:

School	W-L	Pct.	Last Game	In Bowls
Illinois	0-0	.000	--	--
Indiana	1-0	1.000	2021	1-0
Iowa	0-0	.000	--	--
Maryland	1-1	.500	1953	--
Michigan	0-1	.000	1991	0-1
Michigan State	0-0	.000	--	--
Minnesota	0-1	.000	1932	--
Nebraska	1-0	1.000	2002	1-0
Northwestern	0-0	.000	--	--
Ohio State	0-0	.000	--	--
Penn State	0-0	.000	--	--
Purdue	0-1	.000	1929	--
Rutgers	0-0	.000	--	--
Wisconsin	0-0	.000	--	--

**SEC STANDINGS**

SEC EAST	Conf.	Overall
Georgia	8-0	12-1
Missouri	6-2	10-2
Tennessee	4-4	8-4
Florida	3-5	5-7
South Carolina	3-5	5-7
Kentucky	3-5	7-5
Vanderbilt	0-8	2-10

SEC WEST	Conf.	Overall
Alabama	8-0	12-1
Ole Miss	6-2	10-2
LSU	6-2	9-3
Texas A&M	4-4	7-5
Auburn	3-5	6-6
Mississippi State	1-7	5-7
Arkansas	1-7	4-8

**REBELS IN SEC & NCAA STATS**

Category	Stat	SEC	NCAA
Turnovers Lost	7	1	3
KO Return Defense	14.55	1	5
Team Passing Efficiency	162.24	4	11
Turnover Margin	0.75	1	12
Passing Yards / Comp.	14.43	3	12
4th Down Conversion Pct.	66.7%	3	14
Total Offense	455.4	3	15
Winning Pct.	0.833	3	15
Team Sacks	2.83	5	16
Scoring Offense	34.8	4	19
4th Down Defense	40.7%	5	21
Passes Intercepted	12	1	22
First Downs Offense	275	3	25
Team TFLs	6.4	4	25
Completion Percentage	65.2%	6	25
Passing Offense	276.6	4	26
Blocked Kicks	2	4	29
Scoring Defense	21.8	4	34
Rushing Offense	178.8	4	40
Red Zone Offense	0.873	8	45

J. Watkins, Punt Return TDs	1	1	2
Z. Harris, Blocked Kicks	2	1	3
J. Dart, Yards / Att.	9.39	3	7
Q. Judkins, Rushing TDs	15	1	9
J. Dart, Yards / Comp.	14.35	3	10
J. Dart, Passing Efficiency	161.9	4	12
Q. Judkins, Total TDs	16	2	11
T. Harris, Yards / Rec.	18.11	4	27
J. Dart, Total Offense	280.0	4	29
J. Dart, Compl. Perc.	65.4%	7	27
J. Dart, Points Responsible	164	4	28
J. Dart, Passing Yards	2985	5	31
T. Harris, Receiving TDs	8	3	30
Q. Judkins, Total Points	98	7	33
J. Dart, Points Resp. / Game	13.7	4	32
Q. Judkins, Scoring / Game	8.2	7	31
J. Dart, Pass Yards / Game	248.8	6	33
T. Harris, Yards / Game	77.4	6	35
Q. Judkins, Rushing Yards	1052	4	33
Q. Judkins, Rushing YPG	87.7	4	37

**BY THE NUMBERS**

- 64,038 - Vaught-Hemingway Stadium Capacity
- 22,951 - Ole Miss enrollment
- 675 - All-Time Victories
- 312 - Pro Draft Picks
- 59 - First Team All-American Selections
- 41 - Bowl Appearances
- 24 - Academic All-Americans
- 24 - Bowl Wins
- 23 - NFL First-Round Draft Picks
- 16 - Overtime Games
- 12 - College Football Hall of Fame Inductees
- 6 - SEC Championships

## 2023 BREAKDOWN

<b>Category</b> . . . . .	<b>2023</b>
Record . . . . .	10-2
SEC . . . . .	6-2
vs. SEC West . . . . .	5-1
vs. SEC East . . . . .	1-1
Non-Conference . . . . .	4-0
Home . . . . .	7-0
Away . . . . .	3-2
Neutral . . . . .	0-0
Day Games . . . . .	5-1
Night Games (6 p.m. start or later) . . . . .	5-1
vs. Top 25 teams . . . . .	2-2
TV games . . . . .	10-2
on SEC Network . . . . .	4-0
on SEC Network Alternate . . . . .	0-0
on ESPN . . . . .	4-1
on ESPN2 . . . . .	1-0
on ABC . . . . .	0-0
on CBS . . . . .	0-1
on SECN+/ESPN+ . . . . .	1-0
When scoring first . . . . .	9-1
When opponents score first . . . . .	1-1
When leading at halftime . . . . .	8-1
When trailing at halftime . . . . .	1-1
When tied at halftime . . . . .	1-0
When leading after third quarter . . . . .	8-0
When trailing after third quarter . . . . .	1-2
When tied after third quarter . . . . .	1-0
In overtime games . . . . .	0-0
When scoring less than 20 points . . . . .	1-2
When scoring 20+ points . . . . .	9-0
When scoring 30+ points . . . . .	7-0
When allowing less than 20 points . . . . .	4-0
When allowing 20+ points . . . . .	6-2
When allowing 30+ points . . . . .	2-1
When rushing for <100 yards . . . . .	1-1
When rushing for 100+ yards . . . . .	9-1
When rushing for 200+ yards . . . . .	4-0
When passing for 200+ yards . . . . .	8-1
When passing for 250+ yards . . . . .	7-0
When passing for 300+ yards . . . . .	4-0
When totaling <300 yds total offense . . . . .	0-0
When gaining 300+ yds total offense . . . . .	10-2
When allowing <100 yds rushing . . . . .	3-0
When allowing 100+ yds rushing . . . . .	7-2
When allowing 200+ yds rushing . . . . .	1-1
When allowing <200 yds passing . . . . .	4-0
When allowing 200+ yards passing . . . . .	6-2
When allowing 250+ yards passing . . . . .	4-1
When allowing 300+ yards passing . . . . .	3-1
When allowing <300 yds total offense . . . . .	5-0
When allowing 300+ yds total offense . . . . .	5-2
When having a 100-yard rusher . . . . .	6-0
When opp. has a 100-yard rusher . . . . .	1-2
When having no turnovers . . . . .	6-0
When having 1-2 turnovers . . . . .	4-2
When having 3 or more turnovers . . . . .	0-0
When having no takeaways . . . . .	2-0
When having 1-2 takeaways . . . . .	7-2
When having 3 or more takeaways . . . . .	1-0
When having more than 30:00 TOP . . . . .	3-0
When having less than 30:00 TOP . . . . .	7-2

## CUSP OF HISTORY

Ole Miss has soared to new heights under fourth year head coach **Lane Kiffin**, and a win at the Chick-fil-A Peach Bowl would make the 2023 Rebels the first team in the 129-season history of Ole Miss football to win 11 games. This would be just the latest coaching milestone for Kiffin, who at the Egg Bowl became just the second coach in Ole Miss history to record multiple 10-win seasons alongside the legendary John Vaught, who did so four times in 1955, '59, '60 and '62. Furthermore, this was the second 10-win regular season for Kiffin in four years with the Rebels, joining the 2021 campaign that marked the first-ever 10-win regular season at 10-3 and a bid to the Sugar Bowl. Earlier this season, Kiffin became the second-fastest Ole Miss coach to 30 wins, breaking that threshold in just 44 games -- second only to Harry Mehre, who coached the Rebels from 1938-45 and hit 30 wins in 38 games.

### 10-Win Seasons, Ole Miss History (9)

Year	Record	Coach	Bowl / Notes	10-Win Regular Season?
1955	10-1	John Vaught	Cotton Bowl / SEC Champs	No
1959	10-1	John Vaught	Sugar Bowl / National Champs	No
1960	10-0-1	John Vaught	Sugar Bowl / National Champs	No
1962	10-0	John Vaught	Sugar Bowl / National Champs	No
1971	10-2	Billy Kinard	Peach Bowl	No
2003	10-3	David Cutcliffe	Cotton Bowl	No
2015	10-3	Hugh Freeze	Sugar Bowl	No
<b>2021</b>	<b>10-3</b>	<b>Lane Kiffin</b>	<b>Sugar Bowl</b>	<b>Yes</b>
<b>2023</b>	<b>10-2</b>	<b>Lane Kiffin</b>	<b>Peach Bowl</b>	<b>Yes</b>

## HIGH-FLYING OFFENSE

Ole Miss heads into bowl season with the SEC's No. 3 offense at 455.4 yards per game (FBS No. 15) and the conference's No. 4 scoring offense at 34.8 points per game (FBS No. 19). Impressively, the Rebels have done so against strong competition through 11 games, holding the 13th-toughest strength of schedule ranking in the FBS and the fourth-toughest overall in the SEC. Ole Miss has proven deadly both through the air and on the ground, as the Rebels are one of just two FBS teams (alongside Washington) with a 500-yard passing outing (524, vs. Mercer, No. 2 FBS) and a 300-yard rushing outing (317, vs. LSU) this season.

### FBS Total Offense Per Game Since 2020

School	YPG	Games
Ohio State	498.5	45 games
<b>Ole Miss</b>	<b>497.4</b>	<b>48 games</b>
North Carolina	491.5	51 games
Oklahoma	479.3	49 games
Alabama	477.5	54 games

### FBS Total Yards Since 2020

School	Yards	Games
Alabama	25,783	54 games
North Carolina	25,065	51 games
Georgia	24,680	53 games
<b>Ole Miss</b>	<b>23,873</b>	<b>48 games</b>
Oklahoma	23,484	49 games

In the Kiffin era, the Rebel offense ranks among the most prolific in the nation, leading the SEC and ranking second in the FBS in yards per game (497.4 ypg/48 games) and fourth in total yards (23,873 yards) since 2020. The Rebels have done it with a balanced attack as well, as Ole Miss ranks alongside only Ohio State as the only two Power-5 teams with both a top-10 passing season (2020; No. 7) and a top-10 rushing season (2022; No. 3) since 2020.

## AMONG THE BEST

With multiple appearances in the top-10 this season, Ole Miss has now cracked the top-10 in the national rankings for the third consecutive season. The last time the Rebels entered the top-10 of a major national poll in three straight campaigns was 1962-64.

Season	Highest Rank	Final Record	Postseason / Notes
1962	#3	10-0	Sugar Bowl / National Champions
1963	#2	7-1-2	Sugar Bowl
1964	#1	5-5-1	Bluebonnet Bowl
2021	#8	10-3	Sugar Bowl
2022	#7	8-5	Texas Bowl
2023	#9	--	Peach Bowl

## WINNING THE TURNOVER BATTLE

Ole Miss leads the SEC and ranks 12th in the FBS in turnover margin, currently sitting at a total season margin of +9 and a per-game margin of +0.8. The Rebel defense has done its part with its SEC-leading 12 interceptions and four fumble recoveries, but it's been the powerful -- yet careful -- Ole Miss offense that has helped pad that margin, currently leading the SEC and ranking third nationally at just seven turnovers all season.

**JUDKINS AMONG ELITE SEC COMPANY ... AGAIN**

Sophomore RB **Quinshon Judkins** took the college football world by storm as a freshman in 2022, charting the second-best rushing season ever by an SEC freshman behind only Georgia's Herschel Walker. After crossing the 1,000-yard plateau again this year following his 119-yard performance at Mississippi State on Nov. 23, Judkins became just the ninth in SEC history to repeat as a 1,000-yard rusher as a sophomore after doing so as a freshman -- the first since Kentucky's Benny Snell in 2017. All told, Judkins' 2,619 yards through his first two seasons stacks up well, ranking fifth among all SEC rushers through their freshman and sophomore seasons.

**Most Yards Through Freshman/Sophomore Seasons, SEC History**

Rk	Name (School)	Fr.	So.	Total
1.	Herschel Walker (Georgia, 1980-81)	1,616 *	1,891 *	3,507 *
2.	Leonard Fournette (LSU, 2014-15)	1,034	1,953	2,987
3.	Darren McFadden (Arkansas, 2005-06)	1,113	1,647	2,760
4.	Knowshon Moreno (Georgia, 2007-08)	1,334	1,400	2,734
5.	<b>Quinshon Judkins (Ole Miss, 2022-23)</b>	<b>1,567</b>	<b>1,052</b>	<b>2,619</b>

\* Does not include postseason per NCAA statistics rules of the era

**BEST OF THE BEST**

**Quinshon Judkins** entered rare company at this year's Egg Bowl. With his 119 yards and one touchdown, he broke both the 1,000 yard and 15 touchdown plateaus for the season, which made him one of just eight rushers in FBS history to pass both milestones in each of their freshman and sophomore seasons. Among SEC rushers, he stands alongside only Georgia's Herschel Walker as the lone conference backs to break both barriers in each season.

**1,000 Yards, 15 TD Rushing in Both Freshman/Sophomore Seasons, FBS History**

Name (School)	Fr. (Yds/TD)	So. (Yds/TD)	Total (Yds/TD)
Herschel Walker (Georgia, 1980-81)	1,616 / 15 *	1,891 / 18 *	3,507 / 33 *
Marshall Faulk (San Diego St., 1991-92)	1,429 / 21 *	1,630 / 15 *	3,059 / 36 *
Ron Dayne (Wisconsin, 1996-97)	1,863 / 18 *	1,421 / 15 *	3,284 / 33 *
Steve Slaton (West Virginia, 2005-06)	1,128 / 17	1,744 / 16	2,872 / 33
Ronnie Hillman (San Diego St., 2010-11)	1,532 / 17	1,711 / 19	3,243 / 36
Samaje Perine (Oklahoma, 2014-15)	1,713 / 21	1,349 / 16	3,062 / 37
Royce Freeman (Oregon, 2014-15)	1,365 / 18	1,836 / 17	3,201 / 35
<b>Quinshon Judkins (Ole Miss, 2022-23)</b>	<b>1,567 / 16</b>	<b>1,052 / 15</b>	<b>2,619 / 31</b>

\* Does not include postseason per NCAA statistics rules of the era

**GROUND & POUND**

Sophomore RB **Quinshon Judkins** was the sole focus of opposing defenses early on after his superb freshman campaign in 2022, as he was held to just 201 yards and four scores across his first four games. Since, Judkins has exploded for 851 yards and 11 touchdowns across his last eight games -- beginning with a monster 177-yard effort in Ole Miss' thrilling 55-49 win over No. 12 LSU in Oxford on Sept. 30, his most rushing yards ever at Vaught-Hemingway. All five of Judkins' 100-yard efforts this season have come against SEC opponents -- those 177 and one TD against LSU and successive efforts against Auburn (124, 1 TD), Vanderbilt (124, 2 TDs), Texas A&M (102, 3 TDs) and Mississippi State (119, 1 TD) -- as well as 11 of his 15 total rushing scores. Judkins leads the SEC and ranks ninth nationally at those 15 rushing TDs, and he ranks fourth in the SEC at 87.7 yards per game. Judkins has also put his reputation as a bruising runner to good use, as he currently leads the SEC in both yards after contact at 795 (66.3 per game) and 69 total missed tackles forced, with those yards after contact accounting for 75.6 percent of his entire rushing total this season.

**LEAGUE OF HIS OWN**

Judkins' productivity has catapulted him into a category unmatched by his peers nationally, as he is the only active FBS rusher with 1,500 career yards (2,619) and a per game career average in the triple digits (104.8). Judkins also leads active FBS players in rushing attempts per game (20.4) and all-purpose plays per game (21.9).

**Active FBS Rushers w/1,500 Career Yards + 85.0 YPG**

Name (School)	Yds	YPG	GP
<b>Quinshon Judkins (Ole Miss)</b>	<b>2,619</b>	<b>104.8</b>	<b>25</b>
Braelon Allen (Wisconsin)	3,494	99.8	35
Jaydn Ott (Cal)	2,157	93.8	23
Marquez Cooper (Ball St.)	3,856	91.8	42
Harrison Waylee (Wyoming)	2,785	89.8	31
Cody Schrader (Missouri)	2,244	89.8	25
TreVeyon Henderson (Ohio St.)	2,673	89.1	30
Carson Steele (UCLA)	3,294	89.0	37
Damien Martinez (Oregon St.)	2,167	86.7	25
Frank Gore (Southern Miss)	4,022	85.6	47

**CAREER STARTS (AT OLE MISS)**

48	Jeremy James
43	Caleb Warren
35	Deantre Prince
29	Cedric Johnson
24	Jaxson Dart
21	Jordan Watkins
18	Jared Ivey, Quinshon Judkins, Micah Pettus
17	Dayton Wade
15	Khari Coleman, Trey Washington
14	Jayden Williams
12	Victor Curne, Quincy McGee, John Saunders Jr.
11	JJ Pegues, Zamari Walton
10	Tre Harris, Jeremiah Jean-Baptiste, Ladarius Tennison
9	Eli Acker, Daijahn Anthony, Caden Prieskorn
6	Zxavian Harris
5	Reece McIntyre
4	Isaac Ukwu, Stephon Wynn Jr.
3	Kyirin Heath, Cedric Melton
2	Ashanti Cistrunk, Zakhari Franklin, Jamond Gordon, Suntarine Perkins
1	Chris Graves, Joshua Harris, JJ Henry, Monty Montgomery, Akelo Stone, Ayden Williams

**CONSECUTIVE STARTS (AT OLE MISS)**

48	Jeremy James
27	Deantre Prince
23	Jaxson Dart
20	Caleb Warren
18	Quinshon Judkins
14	Trey Washington
12	Victor Curne, Quincy McGee, John Saunders Jr., Dayton Wade
11	Khari Coleman
9	Caden Prieskorn
8	Tre Harris
5	Daijahn Anthony, Jared Ivey, Cedric Johnson, JJ Pegues, Jordan Watkins
4	Zxavian Harris
2	Reece McIntyre, Ladarius Tennison, Zamari Walton

**CAREER GAMES PLAYED (AT OLE MISS)**

60	Ashanti Cistrunk
50	Jeremy James, Deantre Prince
47	Reece McIntyre, Caleb Warren
46	Cedric Johnson
38	Trey Washington
37	Jared Lawrence
36	Eli Acker, Jamond Gordon
25	Tyler Banks, Jaxson Dart, Jared Ivey, Quinshon Judkins, Jarell Stinson, Ladarius Tennison, Dayton Wade, Jordan Watkins
24	Fraser Masin, JJ Pegues
23	Khari Coleman, Zxavian Harris, Jayden Williams
22	Micah Pettus
21	Jalen Knox
20	Kyirin Heath
19	Qua Davis, Cedric Melton
18	Ulysses Bentley IV
17	JJ Henry, Demarko Williams
15	Matt Jones
14	Bralon Brown
13	Caden Costa, Richard O'Bryant
12	Daijahn Anthony, AJ Brown, Victor Curne, Caden Davis, DeShawn Gaddie Jr., Chris Graves, Joshua Harris, Jeremiah Jean-Baptiste, Quincy McGee, Suntarine Perkins, Charlie Pollock, John Saunders Jr., Isaac Ukwu, Zamari Walton, Stephon Wynn Jr., Teja Young
11	Jam Griffin, Tre Harris, Monty Montgomery, Akelo Stone, Mana Taimani, Rayf Vinson
10	Kedrick Reescano, Ayden Williams
9	Cayden Lee, Caden Prieskorn, Spencer Sanders, Trip White, Hudson Wolfe
7	Joshua Aka
6	Nick Cull, Preston Cushman, Salathiel Hemphill
5	DeSanto Rollins
4	Jamarious Brown, Cam East, Zakhari Franklin
3	Lex Boucvalt, Drew Burnett, Jayvontay Conner, Carter Short
2	Jason Albritton, Chamberlain Campbell, Jadon Canady, Deelay Holmes Jr., Walker Howard, Fred McAfee, Cedrick Nicely, Joshua Pfeifer, Brycen Sanders, Demarcus Smith
1	Daniel Demery, Taylor Groves, Antione Johnson, Daniel Newman, Mac Owen, Cephas Pettis, Myles Saulsberry, Christian Schanefelt, Larry Simmons, Calvin Wilson

## TEAM RECORDS • SEASON

### YARDS PER PLAY

Year (Total Plays)	Yds/Play
1. 2018 (860 plays)	7.1
2015 (952 plays)	7.1
3. 2020 (797 plays)	7.0
4. 2017 (804 plays)	6.9
<b>5. 2023 (841 plays)</b>	<b>6.5</b>

### SCORING

Year	Points
1. 2015 (13 games)	531
2. 2003 (13 games)	442
3. 2021 (13 games)	438
4. 2022 (13 games)	435
<b>5. 2023 (12 games)</b>	<b>418</b>

### RUSHING TOUCHDOWNS

Year	TD
<b>1. 2022 (13 games)</b>	<b>33</b>
1959 (11 games)	33
2021 (13 games)	33
4. 1954 (11 games)	31
5. 2019 (12 games)	29
<b>6. 2023 (12 games)</b>	<b>28</b>
1951 (10 games)	28

## INDIVIDUAL RECORDS • SEASON

### RUSHING YARDS

Name, Year	Yards
1. Quinshon Judkins, 2022	1,567
2. Kayo Dottley, 1949	1,312
3. Dexter McCluster, 2009	1,169
4. BenJarvus Green-Ellis, 2007	1,137
5. Deuce McAllister, 1998	1,082
<b>6. Quinshon Judkins, 2023</b>	<b>1,052</b>

### RUSHING TOUCHDOWNS

Name, Year	TD
1. Quinshon Judkins, 2022	16
<b>2. Quinshon Judkins, 2023</b>	<b>15</b>

### RUSHING ATTEMPTS

Name, Year	Att.
1. Quinshon Judkins, 2022	274
<b>2. Quinshon Judkins, 2023</b>	<b>237</b>

### ALL-PURPOSE TOUCHDOWNS

Name, Year	TD
1. Quinshon Judkins, 2022	17
Brandon Bolden, 2010	17
Deuce McAllister, 2000	17
<b>4. Quinshon Judkins, 2023</b>	<b>16</b>

### 100-YARD RUSHING GAMES

Name, Year	Games
1. Quinshon Judkins, 2022	8
2. 5 others (MR: Jordan Wilkins, 2017)	6
<b>-- Quinshon Judkins</b>	<b>5</b>

### PASSING YARDS

Name, Year	Yards
4. Eli Manning, 2002	3,401
5. Matt Corral, 2021	3,349
6. Bo Wallace, 2013	3,346
7. Matt Corral, 2020	3,337
8. Bo Wallace, 2014	3,194
9. Bo Wallace, 2012	2,994
<b>10. Jaxson Dart, 2023</b>	<b>2,985</b>

## PICK YOUR POISON

Ole Miss has had a well-rounded running game, particularly when it comes to punching the ball across the goal line for six. The Rebels stand as one of five teams in the SEC with two rushers with at least seven rushing touchdowns, with sophomore RB **Quinshon Judkins** leading the SEC lead at 14 and junior QB **Jaxson Dart** with seven -- the fourth-most among all SEC signal callers and tied for 19th nationally among quarterbacks.

## MADE TO BE BROKEN

Running back **Quinshon Judkins** made a splash as a freshman in 2022 with six individual Ole Miss single-season records, but Judkins is not only taking a run at those single-season marks again in 2023, but he is also closing in on several all-time career marks by Rebel rushers.

### Judkins' Upcoming Ole Miss Milestones

Category	# (Rk)	Record	Held By	'23 Pace*
Career Rush TD	31 (2nd)	37	Deuce McAllister (1997-2000)	32 (2nd)
Career 100yd Rush Games	13 (2nd)	14	Deuce McAllister (1997-2000)	13 (2nd)
Career Multi-Rush TD Games	10 (2nd)	12	Deuce McAllister (1997-2000)	10 (2nd)
Career All-Purpose TD	33 (T-2nd)	41	Deuce McAllister (1997-2000)	34 (2nd)
Career Rush Att.	511 (3rd)	630	Joe Gunn (1998-2001)	530 (3rd)
Career Rush Yds	2,619 (4th)	3,060	Deuce McAllister (1997-2000)	2,706 (3rd)
Season Rush TD	15 (2nd)	16	Quinshon Judkins (2022)	16 (T-1st)
Season All-Purpose TD	16 (4th)	17	McAllister ('00), Bolden ('10), Judkins ('22)	17 (T-1st)
Season Rush Att.	237 (2nd)	274	Quinshon Judkins (2022)	256 (2nd)
Season Rush Yds	1,052 (6th)	1,567	Quinshon Judkins (2022)	1,139 (4th)

### Judkins' Previous Ole Miss Records

Category	#	Prev. Rec.	Year(s)
Season Rush Att. (2022)	274	234	2006 (Green-Ellis)
Season Rush Yds (2022)	1,567	1,312	1949 (Dottley)
Season Rush TD (2022)	16	14	1949 (Dottley), 1969 (Manning), 2000 (McAllister), 2010 (Bolden)
Season All-Purpose TD (2022)	17	17	2000 (McAllister), 2010 (Bolden)
Season 100yd Rush Gms (2022)	8	6	6 times
Season Multi-Rush TD Gms (2022)	6	5	1999 (McAllister), 2000 (McAllister), 2010 (Bolden)

\* Averages rounded down to nearest whole number

## NOSE FOR THE ENDZONE

Last season, the Ole Miss single-season rushing touchdown record was one of many dismantled by current sophomore running back **Quinshon Judkins** during his electric freshman campaign. One year later, Judkins is making a run at the crown again, currently standing just one touchdown shy of his record 16 in 2022 with 15 so far in the 2023 season. Judkins is the only rusher in Ole Miss history with multiple seasons with 13 or more rushing touchdowns, and he is also closing in on Deuce McAllister's career record of 37 with 31 in just 25 career games played.

### Rushing Touchdowns, Ole Miss Single-Season

Name, Year	TD
<b>Quinshon Judkins, 2022</b>	<b>16</b>
<b>Quinshon Judkins, 2023</b>	<b>15</b>
Kayo Dottley, 1949	14
Archie Manning, 1969	14
Deuce McAllister, 2000	14
Brandon Bolden, 2010	14

## MR. CONSISTENCY

Senior LB **Ashanti Cistrunk** has been a mainstay of the Ole Miss defense throughout his long career as a Rebel, playing in 60 consecutive games -- which constitutes all 60 of his career games played. Cistrunk is among 122 active players nationally in the FBS to have played at least 60, and on Ole Miss' roster this year he is among two transfers in **Zamari Walton** (60) and **Teja Young** (61). Cistrunk was named SEC Defensive Player of the Week following perhaps the best game of his career against Arkansas, when he ended the night with a season-high nine tackles, 1.0 tackles for loss, one half-sack and a key interception returned 28 yards -- the second pick of his career and helping lead the Rebel defense to a 27-20 victory on Oct. 7. In his Ole Miss career, Cistrunk has 203 total tackles (87 solo), 10.0 tackles for loss, 4.5 sacks, three forced fumbles and two interceptions. In addition to Cistrunk, Ole Miss' 2023 roster features five more with at least 150 career tackles: CB **DeShawn Gaddie Jr.** (157), LB **Jeremiah Jean-Baptiste** (203), LB **Monty Montgomery** (183), CB **Zamari Walton** (161) and S **Teja Young** (172).





**CONSTANT PRESENCE**

Senior offensive lineman **Jeremy James** has started all 12 games this season -- 10 at right guard -- which is but a small sample size of his long Rebel career as a starter. James currently stands at 48 career starts -- all consecutive -- which puts him tied for second in Ole Miss history. James has been a versatile starting member of the offensive line in his time as well, charting 29 starts at right guard and 19 at right tackle. James was Preseason All-SEC and Senior Bowl watch list selection, and this season he ranks as one of 10 SEC lineman to not allow a single sack.

**Career Starts, Ole Miss History**

Name, Pos., Years	Starts
Marcus Tillman, DL, 2006-09	49
<b>Jeremy James, 2019-Pres.</b>	<b>48</b>
Tre' Stallings, OL, 2002-05	48
Marcus Johnson, OL, 2001-04	48
Michael Oher, OL, 2005-08	47

**BIG PLAY POTENTIAL**

The Rebels continue to be one of the best teams in the country in explosive plays, currently tied for eighth among all FBS teams with 77 plays of 20 yards or more this season. In total, Ole Miss has tallied 204 plays of 10 or more yards this year, ranking 15th among all FBS schools. The Rebels average 17.0 such plays per game.

Category	No.	FBS
10+ Yard Plays	204	T15th
20+ Yard Plays	77	T8th
30+ Yards Plays	34	T23rd
40+ Yards Plays	15	T40th
50+ Yards Plays	6	T66th
60+ Yards Plays	3	T60th

**LIGHT 'EM UP**

There haven't been any Swayze Showers at the Vaught, but that hasn't stopped the explosive Ole Miss offense from being big time home run hitters through this season. On the year, the Rebels rank fifth in the SEC in yards per play at 6.5, as well as third in the conference and 12th nationally at 14.43 yards per completion.

School	Yds/Play	FBS Rank	Yds/Comp.	FBS Rank
LSU	8.53	1	16.91	3
Georgia	7.12	7	12.90	34
Missouri	6.62	15	13.85	19
Tennessee	6.60	17	12.04	66
<b>Ole Miss</b>	<b>6.50</b>	<b>23</b>	<b>14.43</b>	<b>12</b>

**BIG GAME TRE**

Ole Miss senior wideout **Tre Harris** has been a difficult target to cover for opposing defenses following several explosive games. Against Texas A&M, Harris became just the sixth Rebel to ever record a 200-yard receiving game (ninth total game), ending with 213 yards and a TD on 11 catches. Harris is the lone FBS receiver this season with both a 200-yard receiving game (213, vs. Texas A&M) and a four touchdown performance (4, vs. Mercer) -- the latter of which is an Ole Miss record and also makes him the lone receiver in the Rebel record books to perform both feats across a career, let alone a season. Since the beginning of 2021, Harris is one of just five FBS receivers to have both a 200-yard game and a four-touchdown game, and he is the only one to have done so across separate games. Harris' four TD debut against Mercer made him just the 22nd player in SEC history to haul in four in a single game. Harris is no stranger to the multi-TD effort, having caught three touchdown passes against Rice last October while a member of the Louisiana Tech football team. Harris -- a preseason Biletnikoff Award watch list member -- owns a career line of 153 receptions, 2,368 yards and 22 touchdowns.

**FBS Receivers w/200yd Game + 4TD Game in Same Season (Since 2021)**

Name (School)	Yards	Opponent (Date)	TD	Opponent (Date)
<b>Tre Harris (Ole Miss)</b>	<b>213</b>	<b>Texas A&amp;M (11-04-2023)</b>	<b>4</b>	<b>Mercer (09-02-2023)</b>
Jalin Hyatt (Tennessee)	207	Alabama (10-15-2022)	5	Alabama (10-15-2022)
Isaiah Likely (Coastal Carolina)	232	Arkansas St. (10-07-2021)	4	Arkansas St. (10-07-2021)
Jordan Addison (Pitt)	202	Virginia (11-20-2021)	4	Virginia (11-20-2021)
Sky Moore (Western Michigan)	206	NIU (11-23-2021)	4	NIU (11-23-2021)

**PORTAL PRODUCTION**

Ole Miss has been no stranger to the transfer portal, and it has paid huge dividends this season, with 3,870 of its 5,465 yards (70.8%) of total offense coming from transfer players. That doesn't include all 3,319 passing yards from all three of Ole Miss' three transfer quarterbacks, but it does include 991 of 2,146 rushing yards (46.2%), and 2,879 of 3,319 receiving yards (86.7%), as well as 33 of all 53 Rebel touchdowns (62.3%) this season.

**INDIVIDUAL RECORDS • SEASON**

**PASSING TOUCHDOWNS**

Name, Year	TD
6. Bo Wallace, 2014	22
Bo Wallace, 2012	22
8. Eli Manning, 2002	21
<b>9. Jaxson Dart, 2023</b>	<b>20</b>
Jaxson Dart, 2022	20
3 others	

**FEWEST INTERCEPTIONS (Min. 200 att.)**

Name, Year	INT
<b>1. Jaxson Dart, 2023</b>	<b>5</b>
Matt Corral, 2021	5
John Fourcade, 1981	5

**300-YARD PASSING GAMES**

Name, Year	Games
4. Shea Patterson, 2017	5
<b>5. Jaxson Dart, 2023</b>	<b>4</b>
6 others	

**COMPLETION PERCENTAGE (Min. 250 att.)**

Name, Year	%
1. Matt Corral, 2020	70.9
2. Matt Corral, 2021	67.9
<b>3. Jaxson Dart, 2023</b>	<b>65.4</b>

**PASSING EFFICIENCY (Min. 250 att.)**

Name, Year	Eff.
1. Matt Corral, 2020	177.6
<b>2. Jaxson Dart, 2023</b>	<b>161.9</b>

**YARDS PER ATTEMPT (Min. 250 att.)**

Name, Year	Yards/Att.
1. Matt Corral, 2020	10.2
<b>2. Jaxson Dart, 2023</b>	<b>9.4</b>
Jordan Ta'amu, 2018	9.4

**YARDS PER COMPLETION (Min. 250 att.)**

Name, Year	Yards/Comp.
1. Jevan Snead, 2008	15.0
2. Jordan Ta'amu, 2018	14.7
<b>3. Jaxson Dart, 2023</b>	<b>14.4</b>
Matt Corral, 2020	14.4

**TOTAL OFFENSE**

Name, Year	Yards
5. Bo Wallace, 2013	3,701
6. Jaxson Dart, 2022	3,588
7. Eli Manning, 2003	3,572
8. Bo Wallace, 2014	3,393
9. Bo Wallace, 2012	3,384
<b>10. Jaxson Dart, 2023</b>	<b>3,360</b>

**TOTAL TOUCHDOWNS RESPONSIBLE FOR**

Name, Year	TD
4. 3 others	31
7. Jevan Snead, 2008	29
Charlie Conerly, 1947	29
<b>9. Jaxson Dart, 2023</b>	<b>27</b>
Bo Wallace, 2014	27

## INDIVIDUAL RECORDS - CAREER

### RUSHING YARDS

Player, Pos., Years	Yards
1. Deuce McAllister, RB, 1997-2000	3,060
2. Joe Gunn, RB, 1998-2001	2,749
3. Kayo Dottley, FB, 1947-50	2,654
4. <b>Quinshon Judkins, RB, 2022-Pres.</b>	<b>2,619</b>

### RUSHING TOUCHDOWNS

Player, Pos., Years	TD
1. Deuce McAllister, RB, 1997-2000	37
2. <b>Quinshon Judkins, RB, 2022-Pres.</b>	<b>31</b>

### RUSHING ATTEMPTS

Player, Pos., Years	Att.
1. Joe Gunn, RB, 1998-2001	630
2. Deuce McAllister, RB, 1997-2000	616
3. <b>Quinshon Judkins, RB, 2022-Pres.</b>	<b>511</b>

### ALL-PURPOSE TOUCHDOWNS

Player, Pos., Years	TD
1. Deuce McAllister, RB, 1997-2000	41
2. <b>Quinshon Judkins, RB, 2022-Pres.</b>	<b>33</b>
Brandon Bolden, RB, 2008-11	33

### 100-YARD RUSHING GAMES

Player, Pos., Years	No.
1. Deuce McAllister, RB, 1997-2000	14
2. <b>Quinshon Judkins, RB, 2022-Pres.</b>	<b>13</b>
3. Joe Gunn, RB, 1998-2001	12

### MULTI-RUSHING TD GAMES

Player, Pos., Years	No.
1. Deuce McAllister, RB, 1997-2000	12
2. <b>Quinshon Judkins, RB, 2022-Pres.</b>	<b>10</b>

### PASSING COMPLETIONS

Player, Years	Comp.
7. John Fourcade, 1978-81	445
8. <b>Jaxson Dart, 2022-Pres.</b>	<b>434</b>

### PASSING YARDS

Player, Years	Yards
5. Romaro Miller, 1997-2000	6,311
6. Kent Austin, 1981-85	6,184
7. <b>Jaxson Dart, 2022-Pres.</b>	<b>5,959</b>

### PASSING TOUCHDOWNS

Player, Years	TD
5. Jevan Snead, 2008-09	46
6. Romaro Miller, 1997-2000	43
7. <b>Jaxson Dart, 2022-Pres.</b>	<b>40</b>

### 300-YARD PASSING GAMES

Player, Years	No.
6. Shea Patterson, 2016-17	7
7. <b>Jaxson Dart, 2022-Pres.</b>	<b>6</b>

### TOTAL OFFENSE

Player, Pos., Years	Yards
4. Chad Kelly, QB, 2015-16	7,632
5. <b>Jaxson Dart, QB, 2022-Pres.</b>	<b>6,948</b>

### TOUCHDOWNS RESPONSIBLE FOR

Player, Pos., Years	TD
6. Jevan Snead, QB, 2008-09	52
7. <b>Jaxson Dart, QB, 2022-Pres.</b>	<b>48</b>

### SACKS

Player, Pos., Years	Sacks
4. Philip Kent, LB, 1988-91	21.0
5. <b>Cedric Johnson, DE, 2020-Pres.</b>	<b>19.0</b>
Kelvin Pritchett, DT, 1988-90	18.0

### STARTS

Player, Pos., Years	Starts
1. Marcus Tillman, DL, 2006-09	49
2. <b>Jeremy James, OL, 2019-Pres.</b>	<b>48</b>
Tre' Stallings, OL, 2002-05	48
Marcus Johnson, OL, 2001-04	48

## OPTIONS THROUGH THE AIR

Ole Miss QB **Jaxson Dart** has had plenty of targets in the passing game, but none more frequently than wideouts **Jordan Watkins** (53 rec., 741 yards, 3 TD), **Dayton Wade** (52 rec., 769 yards, 4 TD) and **Tre Harris** (47 rec., 851 yards, 8 TD). The Rebels are the lone team in the SEC and one of just three in the FBS alongside Colorado State and Washington State with three 700-yard receivers. Combined among them, that Rebel trio has 10 total 100-yard outings this season. All three have been crucial toward Ole Miss' status as a big-play threat as well, combining for 87 catches of at least 10 yards, 44 of at least 20 yards, 22 of at least 30 yards and 10 beyond 40 yards.

## THROWIN' DARTS

Junior QB **Jaxson Dart** has been one of the top signal callers this season with both his arm and his legs, ranking fourth in the SEC at his 280.0 yards of total offense per game. As Dart goes, so have the Rebels so far this season, with his SEC No. 4 points responsible per game clip of 13.7 helping spur the Rebels to the No. 4 scoring offense in the conference (No. 19 FBS) at 34.8 points per game. Dart ranks third in the SEC in both yards per completion at 14.4 (FBS No. 10) and yards per attempt at 9.4 (FBS No. 7), and he also ranks No. 12 nationally at his passing efficiency rating of 161.9. Dart has been especially effective in the first quarters so far this season, standing at 74-of-106 (69.8%) for 1,016 yards and seven touchdowns in the opening frame. That includes a blistering 11-for-11 stretch to open the season against Mercer, making him just the seventh Ole Miss quarterback to ever throw 11 consecutive completions and the best such streak since Matt Corral set the school record at 19 in a row at Vanderbilt in 2020. Dart is starting to climb several Ole Miss career lists, as he now ranks fifth all-time in total offense (6,948) and seventh in 300-yard passing games (6), passing yards (5,959), passing touchdowns (40) and touchdowns responsible for (48). In his overall career combining totals from his freshman season at USC in 2021, Dart owns 7,312 yards passing, 8,344 yards of total offense, 1,032 yards rushing (989 at Ole Miss), and 49 passing touchdowns. Dart is one of just 23 quarterbacks in the FBS and four within the SEC with at least 4,000 career passing yards and 1,000 career rushing yards, one of 18 with at least 6,000 passing yards and 1,000 rushing yards and one of just 17 at 7,000 passing yards and 1,000 rushing yards.

### 2023 SEC Total Offense Rankings (YPG)

Name, School	Yards	YPG	Pass	Rush	Total TD
Jayden Daniels, LSU	4,946	412.2	3,812	1,134	50
Carson Beck, Georgia	3,865	297.3	3,738	127	26
Brady Cook, Missouri	3,442	286.8	3,189	253	28
<b>Jaxson Dart, Ole Miss</b>	<b>3,360</b>	<b>280.0</b>	<b>2,985</b>	<b>375</b>	<b>27</b>
Spencer Rattler, South Carolina	3,290	274.2	3,186	104	23

## RARE COMPANY

With 11 more rushing yards, **Jaxson Dart** will become just the third member all-time in the Ole Miss 5,000/1,000 club in passing and rushing, joining John Fourcade (1978-81) and Matt Corral (2018-21).

### Ole Miss 5,000-Yard Passing/1,000-Yard Rushing Club

Name, Years	Pass	Rush	Total
John Fourcade, 1978-81	5,412	1,301	6,713
Matt Corral, 2018-21	8,287	1,338	9,625
<b>Jaxson Dart, 2022-Pres.</b>	<b>5,959</b>	<b>989</b>	<b>6,948</b>

## TAKING CARE OF THE BALL

At five interceptions this season, **Jaxson Dart** is currently tied for the Ole Miss single-season record for fewest interceptions thrown (with at least 200 pass attempts). If he can hold at five, he would become just the third Rebel to ever do so on at least 200 passes alongside John Fourcade (1981) and Matt Corral (2021).

### Fewest INT, Ole Miss Single-Season History (min. 200 att.)

Name, Year	INT	P-A-Yds-TD
John Fourcade, 1981	5	137-251-1,533-3
Matt Corral, 2021	5	262-386-3,349-20
Jaxson Dart, 2023	5	208-318-2,985-20

## DAYLIGHT FOR DAYTON

Senior WR **Dayton Wade** is in the midst of a career year in 2023 as one of Ole Miss' top deep-play threats. At 769 yards on 52 receptions, Wade has more than doubled his prior high in yards (309) and catches (27) -- both recorded in 2022, his first season at Ole Miss after three at WKU from 2019-21. Wade has had at least 64 yards receiving in seven games this year, including a career day against Vanderbilt with 120 yards and one touchdown on eight catches. He leads all Rebels and is among just six SEC receivers with six receptions of at least 40 yards.



**DON'T BLINK**

Ole Miss is once again running a lightning-quick offense in 2023, currently ranking second in the SEC and eighth in the FBS at 23.3 seconds per play. This season, Ole Miss owns seven scoring drives clocking in beneath the one-minute mark, including back-to-back opening drives against Mercer (51 seconds) and Tulane (48 seconds). The 51-second drive against Mercer was the fastest to open a season for Ole Miss since 2018, and the 28 first quarter points ranks as the most in available records since at least 1967. The 48-second debut against the Green Wave, meanwhile, was the fastest on any opening drive for the Rebels since finding the endzone in just 34 seconds against Liberty on Nov. 6, 2021. In the Kiffin era, Ole Miss is 28-6 when scoring first.

Rank	School	Seconds/Play
1.	Jacksonville State	21.2
2.	Tennessee	21.3
3.	USF	21.5
4.	TCU	21.7
5.	Utah State	22.5
6.	North Carolina	22.7
7.	North Texas	23.1
<b>8.</b>	<b>Ole Miss</b>	<b>23.3</b>
	Old Dominion	23.3
9.	Oklahoma	23.4

**STINGY DEFENSE**

The Landshark defense went on a tear in October, helping lift Ole Miss in three straight victories against Arkansas, Auburn and Vanderbilt, but doing so in different ways. The Rebel defense stifled the Razorbacks to just 36 yards on the ground back on Oct. 7, the fewest yielded to an SEC opponent by Ole Miss since shutting out Tennessee to zero rushing yards back on Oct. 18, 2014. Ole Miss followed that up with lockdown passing defense performances against Auburn, Vanderbilt and ULM that rank among the best by the Rebels since 2014 -- with the 60 yielded to the Commodores tying to the fewest in that span. In terms of total offense, those three games against Arkansas (288), Auburn (275) and Vanderbilt (229) constituted the first three-game stretch of holding SEC opponents to fewer than 300 yards since a span from the end of the 2008 season (vs. Mississippi State, 24 yards) and the beginning of the 2009 season (at South Carolina, 285 yards; at Vanderbilt, 240 yards). The last time Ole Miss held three straight SEC opponents to fewer than 300 yards within the same season was in 1993 in a stretch against Alabama (279), LSU (299) and Mississippi State (279).

**Single-Game Total Defense vs. SEC (Since 2014)**

Date	Opponent	Yards	Result
09-06-2014	at Vanderbilt	167	W, 41-3 (win vacated)
10-18-2014	Tennessee	191	W, 34-3 (win vacated)
10-24-2015	Texas A&M	192	W, 23-3
<b>10-28-2023</b>	<b>Vanderbilt</b>	<b>229</b>	<b>W, 33-7</b>
10-05-2019	Vanderbilt	264	W, 31-6
<b>10-21-2023</b>	<b>at Auburn</b>	<b>275</b>	<b>W, 28-21</b>
<b>10-07-2023</b>	<b>Arkansas</b>	<b>286</b>	<b>W, 27-20</b>

**Single-Game Rushing Defense vs. SEC (Since 2014)**

Date	Opponent	Yards	Result
10-18-2014	Tennessee	0	W, 34-3 (win vacated)
<b>10-07-2023</b>	<b>Arkansas</b>	<b>36</b>	<b>W, 27-20</b>
11-28-2020	Mississippi State	39	W, 31-24
10-11-2014	at Texas A&M	54	W, 35-20 (win vacated)
10-24-2015	Texas A&M	58	W, 23-3

**Single-Game Passing Defense vs. SEC (Since 2014)**

Date	Opponent	Yards	Result
<b>10-28-2023</b>	<b>Vanderbilt</b>	<b>60</b>	<b>W, 33-7</b>
09-06-2014	at Vanderbilt	60	W, 41-3 (win vacated)
11-28-2019	at Mississippi State	108	L, 20-21
11-26-2016	Mississippi State	109	L, 20-55
11-22-2018	Mississippi State	111	L, 3-35
<b>10-21-2023</b>	<b>at Auburn</b>	<b>122</b>	<b>W, 28-21</b>

**FBS ACTIVE CAREER LEADERS • TOP-25**

**RUSHING ATEMPTS**

Rk	Player, Pos.	No.
24.	Quinshon Judkins, RB	511

**RUSHING ATEMPTS PER GAME (Min. 20 games)**

Rk	Player, Pos.	No.
1.	Quinshon Judkins, RB	20.4

**RUSHING YARDS**

Rk	Player, Pos.	Yards
22.	Quinshon Judkins, RB	2,619

**RUSHING YARDS PER GAME (Min. 1,500 yds/85.0 ypg)**

Rk	Player, Pos.	YPG
1.	Quinshon Judkins, RB	104.8

**YARDS PER CARRY (Min. 2,000 yds/4.5 ypc)**

Rk	Player, Pos.	YPC
19.	Ulysses Bentley IV, RB	5.7

**RUSHING TOUCHDOWNS**

Rk	Player, Pos.	TD
13.	Quinshon Judkins, RB	31

**ALL-PURPOSE PLAYS/GM (Min. 15 games)**

Rk	Player, Pos.	Plays/Gm
1.	Quinshon Judkins, RB	21.9

**ALL-PURPOSE YARDS PER GAME (Min. 13 games)**

Rk	Player, Pos.	YPG
4.	Quinshon Judkins, RB	115.4

**PASSING EFFICIENCY (Min. 325 att.)**

Rk	Player, Pos.	Eff.
23.	Jaxson Dart, QB	147.86

**PASSING YARDS PER GAME (Min. 5,000 yds)**

Rk	Player, Pos.	YPG
18.	Jaxson Dart, QB	235.9

**TOTAL OFFENSE PER GAME (Min. 2,500 yds/125.0 ypg)**

Rk	Player, Pos.	YPG
16.	Jaxson Dart, QB	269.2

**TOTAL OFFENSE YDS/PLAY (Min. 15 GP/5,000 yds)**

Rk	Player, Pos.	Yds/Play
11.	Jaxson Dart, QB	7.4

**4K PASSING/1K RUSHING (Out of 23 FBS QBs Nationally)**

Rk	Player, Pos.	Pass/Rush/Total
7.	Spencer Sanders, QB	9,831/2,001/11,832
18.	Jaxson Dart, QB	7,312/1,032/8,344

**RECEIVING YARDS PER GAME (Min. 2,000 yds)**

Rk	Player, Pos.	YPG
22.	Tre Harris, WR	56.4

**YARDS PER CATCH (Min. 1,000 yds/100 rec.)**

Rk	Player, Pos.	YPC
24.	Tre Harris, WR	15.5

**RECEIVING TOUCHDOWNS (Min. 15 TD)**

Rk	Player, Pos.	TD
14.	Tre Harris, WR	22

**ALL-PURPOSE TOUCHDOWNS**

Rk	Player, Pos.	TD
16.	Quinshon Judkins, RB	33

**TACKLES FOR LOSS**

Rk	Player, Pos.	TFL
19.	Khari Coleman, LB	31.0

**SACKS**

Rk	Player, Pos.	Sacks
22.	Cedric Johnson, DE	19.0

**FORCED FUMBLES**

Rk	Player, Pos.	FF
6.	Monty Montgomery, LB	7

**INTERCEPTION RETURN YARDS**

Rk	Player, Pos.	Yards
4.	Teja Young, S	222

**INTERCEPTION RETURN TOUCHDOWNS**

Rk	Player, Pos.	TD
1.	Teja Young, S	4

## RADIO AFFILIATES

City	Station (Frequency)
Amory	WAMY-AM (1580 AM)
Batesville	WTNM-FM (93.7)
Brookhaven	WBKN-FM (92.1)
Cornith	WXRZ-FM (94.3)
Greenwood	WYMX-FM (99.1)
Hattiesburg	WFMM-FM (97.3)
Jackson	WFMN-FM (97.3)
Laurel	WLAU-FM (99.3)
McComb	WMPK-FM (93.5)
Memphis	WHBQ-AM (560 AM)
Meridian	WZKR-FM (103.3)
Ocean Springs	WOSM-FM (103.1)
Oxford	WOXF-FM (105.1)
Philadelphia	WHOC-AM (1490 AM)
Tupelo	WFTA-FM (101.9)
Vicksburg	WVBG-AM (1420 AM)
Water Valley	WQLJ-FM (105.5)
Nationwide	Satellite Radio (Sirius XM)
Worldwide	Internet Streaming (Sidearm/Tuneln)

*Affiliate list subject to change.*

## SEC TELECONFERENCE

Coach Lane Kiffin will be available on the weekly SEC Teleconference every Wednesday from noon until 12:10 p.m. CT. The number is available through the SEC office at (205) 458-3000. Below is the order of participants. All times list are CT.

10:00 a.m.	Brian Kelly, LSU
10:10 a.m.	Kirby Smart, Georgia
10:20 a.m.	Billy Napier, Florida
10:30 p.m.	Clark Lea, Vanderbilt
10:40 a.m.	Sam Pittman, Arkansas
10:50 a.m.	Josh Heupel, Tennessee
11:00 a.m.	Nick Saban, Alabama
11:10 a.m.	Shane Beamer, South Carolina
11:20 a.m.	Elijah Drinkwitz, Missouri
11:30 a.m.	Mike Elko, Texas A&M
11:40 a.m.	Mark Stoops, Kentucky
11:50 a.m.	Jeff Leiby, Mississippi State
Noon	Lane Kiffin, Ole Miss
12:10 p.m.	Hugh Freeze, Auburn

## DEGREES IN HAND

Earning a degree from the University of Mississippi is one of the top priorities for Ole Miss student-athletes. A total of 13 current Rebels have already accomplished that goal with eligibility remaining this fall.

- Daijahn Anthony, S - Interdisciplinary Studies
- Ashanti Cistrunk, LB - Real Estate
- Victor Curne, OL - Criminal Justice
- Caden Davis, K - Multi-Disciplinary Studies
- Jamond Gordon, DT - Multi-Disciplinary Studies
- Jeremy James, OL - General Business
- Jeremiah Jean-Baptiste, LB - Criminal Justice
- Jalen Knox, WR - Multi-Disciplinary Studies
- Monty Montgomery, LB - African American Studies
- Isaac Ukwu, DE - Computer Science
- Zamari Walton, CB - General Business
- Caleb Warren, OL - General Business
- Stephon Wynn Jr., DT - Exercise Science

## CAUSING MAYHEM

Ole Miss ranks as one of the most ferocious defenses in the backfield this season, ranking 16th nationally in sacks (2.8/game) and 25th in tackles for loss (6.4/game). The Rebels have been relentless, recording at least 3.0 TFL in 11 of 12 games this season, with eight of 12 games hitting at least 6.0 TFL, four with at least 9.0 TFL, and two in double-digits against Mercer in the season-opener (11.0) and against Arkansas on Oct. 7 (10.0). Those TFL have come at a huge cost for opposing teams as well, as the Rebels rank fifth in the SEC and are 15th nationally in lost yardage at 355 yards. Ole Miss has been equally as punishing in disrupting the passing game, notching multiple sacks in nine games, recording at least four sacks in five and notching five sacks twice this year. A wide range of defenders have been getting in on the fun, too, with a total of 14 Rebels contributing to a QB sack and 22 having chipped-in on a TFL. And all that mayhem is paying off, with nine forced fumbles (including a **Khari Coleman** sack fumble returned for a TD by **Jared Ivey** vs. Tulane), 12 interceptions, 47 QB hurries, 44 pass breakups and two blocked field goals. In the Kiffin era, Ole Miss has recorded multiple sacks in 34 games, at least 5.0 tackles for loss in 31 games, and at least 4.0 sacks in 18 games. In games under Kiffin with at least 5.0 tackles for loss, Ole Miss is 22-9, and in games with at least 4.0 sacks, the Rebels are 10-3.

## NO-FLY ZONE

Ole Miss leads the SEC and ranks 22nd in the FBS with 12 interceptions this season. The Rebel secondary put together an excellent stretch of games beginning with S **Daijahn Anthony's** game-sealing pass breakup against No. 12 LSU on Sept. 30, yielding just 437 combined passing yards over its next three games to Arkansas (250), Auburn (122) and Vanderbilt (60). Since, the Rebel defensive backs have combined for nine interceptions and 23 pass breakups for 32 total passes defended. Ole Miss picked off two passes apiece in all three games against Arkansas (LB **Ashanti Cistrunk**, S **John Saunders Jr.**), Auburn (Saunders Jr., CB **Zamari Walton**), and Vanderbilt (both by S **Trey Washington**), marking the first time since 2014 that Ole Miss came down with multiple picks in three consecutive games. Furthermore, Washington's two INTs against the Commodores on Oct. 28 made him the first Rebel with two in the same game since A.J. Finley against Liberty in 2021 and currently makes him one of just seven defensive backs in the SEC to do so this season.

## DEFENSIVE NOTES

The Rebel defensive unit has been crucial to Ole Miss' success with timely big plays and big stops.

- CB **Deantre Prince** is Ole Miss' active career leader in interceptions with six.
- S **John Saunders Jr.** (79.0) and Prince (77.9) are Ole Miss' top-two rated defenders per PFF.
- Ole Miss is tied for the SEC lead, ranks 22nd nationally at 12 total interceptions.
- Four Rebels have multiple INTs: Saunders (3), S **Trey Washington** (3), S **Daijahn Anthony** (2) and CB **Zamari Walton** (2).
- 10 Rebels have multiple pass breakups, led by seven from Anthony.
- 11 different Rebels have had their hand in Ole Miss' nine forced fumbles either on the force or recovery ... 17 Rebels have defended a pass, and 18 have recorded at least one QB hurry.
- Ole Miss has returned its 12 interceptions this season for 145 yards.
- LB **Khari Coleman** ranks second in the SEC and 19th in the FBS in active career tackles for loss (31.0)
- S **Teja Young** ranks fourth among FBS active career leaders with 222 career interception return yards, and he leads with four interception return touchdowns ... The FBS career record for INT return TDs is five (Jackie Walker, Tennessee, 1969-71).
- LB **Ashanti Cistrunk** has a season career-high of 3.5 TFL ... Cistrunk was named SEC Defensive Player of the Week following his nine-tackle performance against the Razorbacks that saw him intercept a pass and assist on a sack as well.
- S **Trey Washington** leads Ole Miss in tackles, averaging 6.3 per game (20th SEC) ... Washington has won SEC Defensive Player of the Week twice this season after big games vs. Georgia Tech and Vanderbilt.
- Ole Miss active career sacks leader DE **Cedric Johnson** recorded career sack No. 19.0 against ULM (No. 5 OM history).
- DE **Jared Ivey** is tied with Johnson for the Ole Miss lead with 5.5 sacks ... Ivey also owns the lone defensive TD of the year for the Rebels, a key 26-yard fumble return at No. 22 Tulane.
- DE **Isaac Ukwu** has 3.5 sacks for a loss of 20 yards ... Combined with his career totals at FCS James Madison, he has 20.0.

## NON-CONFERENCE SUCCESS

- Ole Miss is 64-17 (.790) versus non-conference opponents dating back to a 38-0 win over Tulane on Nov. 12, 1994.
- Under head coach **Lane Kiffin**, Ole Miss is 13-2 against non-conference opponents.

**RACKING UP THE YARDS**

Kiffin's dynamic Ole Miss offenses have single-handedly dismantled the Rebel record books, recording three of the top-five offensive seasons in school history since 2020. Leading the way is the 2020 squad that ended the season ranked No. 3 in total offense nationally at an Ole Miss record 555.5 yards per game (5,555 yards). His 2021 team ranks fifth at 492.5 yards per game (6,402 yards), and last year the Rebels broke into the top-five again, this time notching the fourth-best season ever at 496.4 yards per game (6,453 yards). Impressively, Kiffin's Ole Miss teams have done so with a balanced offensive attack, ranking seventh in the FBS in passing in 2020 (344.9 ypg) before shifting toward the running game in 2021 with the No. 12 ground game (217.6 ypg) before 2022's single-season school record rushing attack of 3,336 yards (256.6) led the SEC and ranked No. 3 in the FBS behind only the service academies.

**Top Single-Season Offenses, Ole Miss History**

Season (Gms)	Total (Avg.)	NCAA	Pass (Avg. / NCAA)	Rush (Avg. / NCAA)
<b>2020 (10)</b>	<b>5,555 (555.5)</b>	<b>#3</b>	<b>3,449 (344.9 / #7)</b>	<b>2,106 (210.6 / #26)</b>
2015 (13)	6,731 (517.8)	#10	4,351 (334.7 / #10)	2,380 (183.1 / #45)
2018 (12)	6,126 (510.5)	#9	4,157 (346.4 / #5)	1,969 (164.1 / #72)
<b>2022 (13)</b>	<b>6,453 (496.4)</b>	<b>#8</b>	<b>3,117 (239.8 / #58)</b>	<b>3,336 (256.6 / #3)</b>
<b>2021 (13)</b>	<b>6,402 (492.5)</b>	<b>#6</b>	<b>3,573 (274.8 / #22)</b>	<b>2,829 (217.6 / #12)</b>

With those big single-season numbers come monster single-game numbers as well. Kiffin owns 22 games during his Ole Miss tenure with at least 600 yards of total offense, as opposed to just 16 times total from the beginning of the Ole Miss football program in 1893 until Kiffin's arrival in 2020. At the 700-yard plateau, Kiffin's Rebels own four of the six total 700-yard games in Ole Miss history, as well as five of the top-seven performances all-time.

**Single-Game Total Offense, Ole Miss History**

Date	Opponent	Total	Rush	Pass
10-06-2018	ULM	826	309	517
11-16-2013	Troy	751	382	369
<b>11-14-2020</b>	<b>South Carolina</b>	<b>708</b>	<b>195</b>	<b>513</b>
<b>09-18-2021</b>	<b>Tulane</b>	<b>707</b>	<b>372</b>	<b>335</b>
<b>09-30-2023</b>	<b>LSU</b>	<b>706</b>	<b>317</b>	<b>389</b>
<b>11-19-2022</b>	<b>at Arkansas</b>	<b>703</b>	<b>463</b>	<b>240</b>
<b>09-02-2023</b>	<b>Mercer</b>	<b>667</b>	<b>143</b>	<b>524*</b>

\* School record

**BIG BOOT**

Senior transfer kicker **Caden Davis** played a crucial role in Ole Miss' comeback victory over No. 22 Tulane, going 3-of-3 on his field goal tries, but none bigger than his fourth quarter 56-yard behemoth that sailed through the uprights to give the Rebels a 10-point lead after being down 10 in the first half. That 56-yard shot by Davis soared past his previous of 40 yards in his only made field goal of his Texas A&M career in four total attempts. It ranks tied for second in the SEC and tied for seventh-longest in the FBS this season, as well as No. 4 in Ole Miss history -- the best since Bryan Owen nailed a 57-yarder against Tulane in 1988.

**All-Time Long Field Goals, Ole Miss History**

Dist.	Name	Opp.	Date
59	Cloyce Hinton	Georgia	10-11-1969
58	Cloyce Hinton	Houston	11-07-1970
57	Bryan Owen	Tulane	11-05-1988
<b>56</b>	<b>Caden Davis</b>	<b>Tulane</b>	<b>09-09-2023</b>
54	Jonathan Nichols	Vanderbilt	08-30-2003
54	Tim Montz	Vanderbilt	09-21-1996
53	Bryson Rose	Arkansas	10-27-2012

**NFL REBELS**

Ole Miss has a big presence in the league again this year. There are currently 30 former Rebels on NFL rosters:

- BRANDON BOLDEN | RB | Las Vegas Raiders
- NICK BROEKER | OG | Houston Texans
- MASON BROOKS | OT/OG | Washington Commanders\*
- A.J. BROWN | WR | Philadelphia Eagles
- CHANCE CAMPBELL | LB | Tennessee Titans^
- SNOOP CONNER | RB | Jacksonville Jaguars\*
- EVAN ENGRAM | TE | Jacksonville Jaguars
- ZACH EVANS | RB | Los Angeles Rams
- AJ FINLEY | S | Los Angeles Chargers
- DEMARQUIS GATES | LB | Chicago Bears\*
- MARQUIS HAYNES | OLB | Carolina Panthers
- MALIK HEATH | WR | Green Bay Packers
- MIKE HILTON | CB | Cincinnati Bengals
- BENITO JONES | DT | Detroit Lions
- D.J. JONES | NT | Denver Broncos
- JAYLON JONES | CB | Chicago Bears
- DAWSON KNOX | TE | Buffalo Bills^
- DEANE LEONARD | CB | Los Angeles Chargers
- DK METCALF | WR | Seattle Seahawks
- JONATHAN MINGO | WR | Carolina Panthers
- ELIJAH MOORE | WR | Cleveland Browns
- ROYCE NEWMAN | OG/OT | Green Bay Packers
- OTIS REESE IV | LB | Tennessee Titans\*
- MARK ROBINSON | LB | Pittsburgh Steelers
- TAVIUS ROBINSON | OLB | Baltimore Ravens
- BRAYLON SANDERS | WR | Miami Dolphins\*
- LAQUON TREADWELL | WR | Baltimore Ravens\*
- LAREMY TUNSIL | OT | Houston Texans
- JORDAN WILKINS | RB | Cleveland Browns
- SAM WILLIAMS | DE | Dallas Cowboys
- KENNY YEBOAH | TE | New York Jets^

\* denotes practice squad  
^ denotes injured reserve

**PRO BOWL REBELS**

Since 2002

- 2002 Deuce McAllister, RB, New Orleans\*
- Tim Bowers, DT, Miami Dolphins
- 2003 Deuce McAllister, RB, New Orleans\*
- 2005 Derrick Burgess, DE, Oakland Raiders
- 2006 Derrick Burgess, DE, Oakland Raiders
- 2007 Patrick Willis, LB, San Francisco 49ers\*
- 2008 Eli Manning, QB, New York Giants
- Patrick Willis, LB, San Francisco 49ers
- 2009 Patrick Willis, LB, San Francisco 49ers\*
- 2010 Patrick Willis, LB, San Francisco 49ers\*
- 2011 Eli Manning, QB, New York Giants
- Mike Wallace, WR, Pittsburgh Steelers
- Patrick Willis, LB, San Francisco 49ers\*
- 2012 Eli Manning, QB, New York Giants
- Patrick Willis, LB, San Francisco 49ers\*
- 2013 Greg Hardy, DE, Carolina Panthers\*
- Dexter McCluster, KR, Kansas City Chiefs\*
- Patrick Willis, LB, San Francisco 49ers
- 2015 Eli Manning, QB, New York Giants
- 2019 Laremy Tunsil, OL, Houston Texans
- 2020 AJ Brown, WR, Tennessee Titans
- Evan Engram, TE, New York Giants
- DK Metcalf, WR, Seattle Seahawks\*
- Laremy Tunsil, OL, Houston Texans
- 2022 AJ Brown, WR, Philadelphia Eagles\*
- Dawson Knox, TE, Buffalo Bills
- Laremy Tunsil, OL, Houston Texans\*

\*All-Pro selection



## HEAD COACH LANE KIFFIN

Lane Kiffin is in his fourth season at Ole Miss and has the Rebels on the cusp of their fourth consecutive bowl appearance under his guidance since 2020.

In 11 years at the NCAA level, Kiffin has posted an all-time record of 94-49, including a 33-15 mark at Ole Miss.

Kiffin has led the 2023 Rebels to a 10-2 overall record and their second New Year's Six appearance in the last three years with their berth to the Chick-fil-A Peach Bowl. Kiffin now owns the only two 10-win regular seasons in Ole Miss history, and alongside legendary coach John Vaught, is now one of two Rebel coaches with multiple 10-win seasons overall.

Ole Miss has succeeded in 2023 with a balanced attack, ranking within the top-15 of the FBS in passing efficiency (11th, 162.2), yards per completion (12th, 14.4) and total offense (15th, 455.4), while also leading the SEC in both turnover margin (+9), fewest turnovers (7) and passes intercepted (12).

The Rebels once again ranked amongst the top of the nation in multiple offensive statistics in 2022. Ole Miss was No. 3 nationally in rushing offense (256.6) and No. 8 in total offense (496.4). Kiffin helped mentor and recruit talented true freshman running back Quinshon Judkins. Judkins set the Ole Miss single-season record in both rushing yards (1,567) and rushing touchdowns (16).

Kiffin guided the Rebels to a 10-3 record in 2021, the first 10-win regular season in school history. That included a perfect 7-0 mark at Vaught-Hemingway Stadium, part of an ongoing nine-game home win

streak for Kiffin's teams.

The Rebels finished the season ranked No. 11 in both the AP and AFCA Coaches Poll; its highest final ranking since 2016.

Kiffin's second year at Ole Miss was once again highlighted by one of college football's most exciting offenses. For the second straight season, the Rebels led the SEC in total offense (492.5 ypg). Ole Miss has eclipsed 600 yards of total offense seven times under Kiffin after hitting that mark just 16 times in the program's history before his arrival.

The Rebel defense ranked as one of the top-five most-improved units in the FBS, allowing 13.6 fewer points per game this season compared to 2020.

Kiffin quickly turned the Rebels into an offensive machine in 2020. Ole Miss ranked top 20 in the FBS in nine different offensive categories, including having the No. 3 team in the country in total offense, shattering the school record with 555.5 yards per game. Wide receiver Elijah Moore and quarterback Matt Corral were two of the main cogs in the Rebels' high-powered offense.

Moore earned first-team consensus All-America accolades after a historic and shortened 2020 junior season. The Fort Lauderdale, Florida, native hauled in a school record 86 receptions for 1,193 yards and eight touchdowns during his last season in a Rebel uniform. Moore, a Biletnikoff finalist, led the country in receiving yards per game (149.1) and receptions per game (10.8).

Corral became just the fourth SEC player ever to

finish as the NCAA leader in total offense per game (384.9), joining Pat Sullivan (1970), Rex Grossman (2001) and Johnny Manziel (2012). The signal-caller also finished No. 5 in passing yards per game (333.7), No. 7 in passing TDs (29), No. 9 in passing efficiency (177.6) and No. 11 in passing yards per completion (14.5).

The Rebels broke the SEC record for total offense in conference games (562.4 ypg), besting LSU's mark of 550.0 yards per game set last season during the Tigers' run to a national title.

The offensive explosion by the Rebels came as no surprise, as Kiffin has shown a propensity in helping turn programs around. In his first seasons at FAU, USC and Tennessee, Kiffin's team improved in win differential (+3.33), scoring (+10.2), passing (+34.5 ypg) and rushing (+51.3 ypg).

In December 2016, Kiffin took over an FAU program that had won a total of nine combined games over the previous three seasons. Kiffin proceeded to take the Owls to new heights over the last three years, including two conference titles and two 10-win seasons.

Kiffin led the Owls to a 10-3 record this season, including Saturday's 49-6 win over UAB in the Conference USA Championship Game. The Owls lead the nation in interceptions (19) and turnovers gained (29). FAU also leads C-USA in scoring offense (34.1), red zone offense (0.911), fumbles lost (3) and turnover margin (1.58).

In his first season in Boca Raton, Kiffin started 1-3 but reeled off a program-high 10 consecutive wins to



finish the 2017 campaign at 11-3. The Owls' 11 victories were two more than the previous three seasons combined and earned the program votes in national polls. The seven-game improvement tied for the fifth-best turnaround in FBS history. Along the way, 41 individual or team records were amassed, and an FAU-record 21 players earned All-Conference USA.

The Owls captured their second conference title in program history, the first since joining C-USA and first since 2007. FAU remained a perfect 3-0 in bowl play by defeating Akron in the Boca Raton Bowl, 50-3. Statistically, the Owls finished in the top-25 in 16 team categories, including: No. 2 in passes intercepted, No. 5 in first down offense, No. 6 in rushing offense, No. 8 in kickoff return defense, red zone offense and turnovers lost, and No. 9 in total offense and turnover margin (by comparison, FAU was No. 72 the previous season in total offense and No. 99 in turnovers gained).

Kiffin joined the FAU Owls after three seasons at the University of Alabama, where he served as the Tide's offensive coordinator and quarterbacks coach. He was a finalist for the Frank Broyles Award in 2014, which goes to the country's best assistant coach.

His final season with the Tide, Kiffin mentored Jalen Hurts, the first freshman to start at quarterback in head coach Nick Saban's career. Hurts finished 13-1 as the starting QB and guided Alabama to an SEC title and to the National Championship game. Hurts was a Freshman All-American, the SEC Offensive Player of the Year and the SEC Freshman of the Year. He was a finalist for the Manning Award, the Earl Campbell Tyler Rose Award, a semifinalist for the Walter Camp Player of the Year and the Davey O'Brien Award, presented annually to the nation's top quarterback.

In 2015, Kiffin oversaw the development of quarterback Jake Coker, who finished his career 14-0 as a starter at Alabama and led the nation in completion percentage over the final 10 games of the season at 72.2 percent. Coker threw for 3,110 yards with 21 touchdowns, which ranks as the second-most passing yards in school history. On the ground, Kiffin fed Heisman Trophy running back Derrick Henry the ball a school-and SEC-record 395 times for a record 2,219 yards and 23 touchdowns. Henry's 2,219 yards was also the fifth-most rushing yards in a single season in college football history.

One of Kiffin's first responsibilities at Alabama was identifying a starting quarterback and then developing Blake Sims in 2014. With three-year starter and All-American AJ McCarron off to the NFL, Kiffin oversaw Sims' rise to the top of the Alabama depth chart en route to a school-record 3,487 passing yards and 3,837 yards of total offense while completing 64.5 percent of his passes. He ranked tied for fourth nationally in total QBR (83.7) and seventh in passing efficiency (157.9). Sims was selected second-team All-SEC, named to the Senior Bowl, tabbed as a finalist for the Manning Award and a semifinalist for the Davey O'Brien Award.

He spent the previous three-plus seasons as the head coach at Southern California, where he compiled a record of 28-15. Kiffin's 2012 USC squad went 7-6 overall and 5-4 in the Pac-12 South, good for second place. Wide receiver Marquise Lee was a unanimous first team All-American and won the Biletnikoff Award

while also being named the Pac-12 Offensive Player of the Year. Quarterback Matt Barkley, who won the Wuerffel Trophy, set conference records for passing yards and passing touchdowns.

Kiffin led the Trojans to a 10-2 record in 2011 and a sixth-place finish in the final Associated Press poll. The team finished first in the Pac-12 South with a 7-2 mark. His 2011 USC offense produced a 3,500-yard passer, a pair of 1,000-yard receivers and a 1,000-yard rusher. Three Trojans earned First Team All-America honors (Matt Kalil, Robert Woods and T.J. McDonald) and five were named Freshman All-Americans.

In his first year as the head coach at USC, Kiffin led the Trojans to an 8-5 record (5-4 Pac-10). Before his arrival, the Trojans were averaging 26.5 points per game in scoring offense and 389.1 yards per game in total offense. In his first two seasons, those numbers increased to 31.0 points per game and 431.5 yards in 2011 and 35.8 points and 456.8 yards in 2012.

Prior to his tenure at Southern California, Kiffin served as the head coach at Tennessee in 2009. He led the Volunteers to a second-place finish in the SEC East and an appearance in the Chick-fil-A Bowl. The Volunteers' offense jumped at least 34 places in every national statistical category over the 2008 figures. Tennessee improved from 17.3 to 29.3 points per game while going from 268.8 to 383.5 yards per game in total offense.

Kiffin came to Tennessee from the Oakland Raiders, where he served as head coach from 2007-08. At 31, he was the youngest head coach in the NFL's modern era. Oakland's offense significantly improved in his first year, up 7.2 points per game and 48.6 yards per game from 2006.

Prior to his first head coaching job, Kiffin spent six years as an assistant coach for Pete Carroll at Southern California, including two years as the offensive coordinator (2005-06). During his first tenure with the Trojans, USC captured two national championships and compiled a 65-12 record. Kiffin was promoted to passing game coordinator in 2004 and helped Matt Leinart win the Heisman Trophy as he passed for 3,322 yards with 33 touchdowns and just six interceptions.

He took over as USC's offensive coordinator in 2005 and led the Trojans to a scoring average of 49.1 points per game and 579.8 yards per game of total offense during his two years as offensive coordinator. Kiffin started at USC in 2001 as the tight ends coach and then coached the wide receivers during his remaining five years.

Kiffin graduated from Fresno State in 1998 with a degree in recreational and leisure services after playing quarterback for three seasons (1994-96) for the Bulldogs. He began his coaching career as a student assistant at Fresno State under Pat Hill in 1997 and 1998. He moved on to Colorado State in 1999 as a graduate assistant. He spent the 2000 season as defensive quality control assistant with the Jacksonville Jaguars under Tom Coughlin.

Kiffin attended Bloomington Jefferson High in Bloomington, Minnesota, where he played football, basketball and baseball. He has two daughters, Landry and Presley, and one son, Knox.

THE KIFFIN FILES

PERSONAL INFORMATION

BORN: May 9, 1975  
 EDUCATION: Fresno State (1998)  
 FAMILY: Landry and Presley (daughters); Knox (son)

COACHING EXPERIENCE

Ole Miss (Head Coach, 2020-Pres.)  
 FAU (Head Coach, 2017-19)  
 Alabama (Off. Coordinator/QBs, 2014-16)  
 USC (Head Coach, 2010-13)  
 Tennessee (Head Coach, 2009)  
 Oakland Raiders (Head Coach, 2007-08)  
 USC (Passing Game & Off. Coordinator, 2005-06)  
 USC (Wide Receivers, 2002-04)  
 USC (Tight Ends, 2001)  
 Jacksonville Jaguars (Off. Quality Control, 2000)  
 Colorado State (Graduate Assistant, 1999)  
 Fresno State (Student Assistant, 1997-98)

COLLEGIATE HEAD COACHING RECORD

Year	School/Team	Record	Finish
2009	Tennessee	7-6	T-2nd SEC East
2010	USC	8-5	T-3rd Pac-10
2011	USC	10-2	1st Pac-12 South
2012	USC	7-6	T-2nd Pac-12 South
2013	USC	3-2	--
2017	FAU	11-3	1st C-USA East
2018	FAU	5-7	5th C-USA East
2019	FAU	10-3	1st C-USA East
2020	Ole Miss	5-5	5th SEC West
2021	Ole Miss	10-3	2nd SEC West
2022	Ole Miss	8-5	4th SEC West
2023	Ole Miss	10-2	2nd SEC West
<b>Totals (12th season)</b>		<b>94-49 (.657)</b>	





Sophomore **Quinshon Judkins** stands alongside Georgia's Herschel Walker as the lone rushers in SEC history with at least 1,000 yards and 15 touchdowns through both their freshman and sophomore seasons.



THE LAST TIME

THE LAST TIME OLE MISS HAD ...

30 or more first downs . . . . .LSU, 2023 (32)  
 500 yards rushing . . . . .Auburn, 1951 (515)  
 400 yards rushing . . . . .Arkansas, 2022 (463)  
 300 yards rushing . . . . .LSU, 2023 (317)  
 200 yards rushing . . . . .Mississippi State, 2023 (211)  
 500 yards passing . . . . .Mercer, 2023 (524)  
 400 yards passing . . . . .Mercer, 2023 (524)  
 300 yards passing . . . . .ULM, 2023 (371)  
 600 yards total offense . . . . .LSU, 2023 (706)  
 500 yards total offense . . . . .Texas A&M, 2023 (518)  
 90 plays total offense . . . . .Texas A&M, 2021 (93)  
 Four passes intercepted . . . . .LSU, 2020 (5)  
 Four pass interceptions . . . . .Boise State, 2014 (4)  
 10 sacks . . . . .Mississippi State, 2008 (11)  
 10 penalties . . . . .Auburn, 2023 (10)  
 100 yards in penalties . . . . .LSU, 2023 (121)  
 50 points . . . . .LSU, 2023 (55)  
 99-yard scoring drive . . . . .Mississippi State, 2022 (15 plays; D. Wade 23-yard pass from J. Dart)  
 90-plus yard scoring drive . . . . .Miss State, 2022 (15 plays; D. Wade 23-yard pass from J. Dart)

THE LAST TIME OLE MISS HELD ITS OPPONENT TO ...

Less than 10 first downs . . . . .Vanderbilt, 2014 (9)  
 10 first downs . . . . .Auburn, 2023 (10)  
 Negative yards rushing . . . . .Troy, 2013 (-13)  
 10 yards (or less) rushing . . . . .Tennessee, 2014 (0)  
 100 yards (or less) rushing . . . . .Mississippi State, 2023 (96)  
 Zero yards passing . . . . .Alabama, 1988  
 No pass completions . . . . .Alabama, 1988  
 10 yards (or less) passing . . . . .Georgia, 1977 (7)  
 100 yards (or less) passing . . . . .ULM, 2023 (66)  
 Zero yards total offense . . . . .Sewanee, 1938  
 50 yards (or less) total offense . . . . .Mississippi State, 2008 (24)  
 75 yards (or less) total offense . . . . .Mississippi State, 2008 (24)  
 150 yards (or less) total offense . . . . .Memphis, 2014 (104)  
 200 yards (or less) total offense . . . . .New Mexico State, 2019 (193)  
 No touchdowns . . . . .ULM, 2023 ( 3 points)

THE LAST TIME OLE MISS ...

Had two passers throw for 100 yards . . . . .Mercer, 2023  
 (Jaxson Dart 334, Spencer Sanders 134)  
 Had two passers complete 10 passes . . . . .ULM, 2018  
 (Jordan Ta'amu, 21-24, Matt Corral, 10-10)  
 Had two passers throw for 2+ touchdowns . . . . .Mercer, 2023  
 (Jaxson Dart 4, Spencer Sanders 2)  
 Had three passers throw 1+ touchdowns . . . . .UT Martin, 2015  
 (Ryan Buchanan 2, Chad Kelly 2, DeVante Kincade 1)  
 Had two runners rush for 100 yards . . . . .Arkansas, 2022  
 (Quinshon Judkins 214, Zach Evans 207)  
 Had three runners rush for 100 yards . . . . .Auburn, 2022  
 (Quinshon Judkins 139, Zach Evans 136, Jaxson Dart 115)  
 Had two receivers over 100 receiving yards . . . . .LSU, 2023  
 (Tre Harris 153, Jordan Watkins 103)  
 Had three receivers over 100 receiving yards . . . . .ULM, 2018  
 (DaMarkus Lodge 179, A.J. Brown 133, D.K. Metcalf 115)  
 Had two receivers catch 10 passes . . . . .Arkansas, 2002  
 (Bill Flowers 11, Chris Collins 10)  
 Had four receivers catch five passes . . . . .Mississippi State, 2022  
 (Dayton Wade 8, Jordan Watkins 8, Jonathan Mingo 7, Malik Heath 5)  
 Completed a pass to at least 10 different receivers . . . . .Mercer, 2023 (13)  
 Had a 100-yard rusher and a 100-yard receiver . . . . .Texas A&M, 2023  
 (Q. Judkins 102 yards rushing, T. Harris 213 receiving)  
 Had two players with 200 all-purpose yards . . . . .Arkansas, 2022  
 (Quinshon Judkins 241, Zach Evans 207)  
 Returned a punt for a TD . . . . .Mercer, 2023 (Jordan Watkins, 70 yards)  
 Returned a kickoff for a TD . . . . .LSU, 2020 (Jerrion Ealy, 100 yards)  
 Returned an interception for a TD . . . . .Texas A&M, 2021 (A.J. Finley, 52 yards)  
 Returned two interceptions for TDs . . . . .Fresno State, 2015 (Elston, 38 yards; C. Brown, 26 yards)  
 Returned a fumble for a TD . . . . .Tulane, 2023 (Jared Ivey, 26 yards)  
 Recovered a fumble in the endzone for a TD . . . . .Auburn, 2012 (C.J. Johnson)  
 Scored two defensive TDs . . . . .SIU, 2018 (Dasher, 88 yards; V. Evans, 56 yards)  
 Recovered four fumbles in a game . . . . .Texas A&M, 2012  
 Blocked a punt . . . . .Georgia Tech, 2022 (Cedric Johnson)  
 Blocked a punt for a TD . . . . .UCA, 2022 (L. Tennison recovered B. Miller's blocked punt)  
 Blocked an opponent's FG attempt . . . . .Texas A&M, 2023  
 (Zxavian Harris blocked Bond's 47-yard attempt)  
 Blocked an opponent's FG attempt for a TD . . . . .Louisiana Tech, 2007  
 (Brandon Jenkins blocked D. Horwede's 36-yard attempt, Dustin Mouzon 55-yard return)  
 Blocked two opponent's FG attempts . . . . .Northern Arizona, 2009  
 Had a punt blocked . . . . .at Alabama, 2023  
 Had a punt blocked for a TD . . . . .Alabama, 2019  
 Had a kickoff returned for a TD . . . . .Texas Tech, 2022

Had a punt returned for a TD . . . . .Alabama, 2019  
 Had an interception returned for a TD . . . . .Baylor, 2022  
 Had a fumble returned for a TD . . . . .Texas A&M, 2019  
 Missed a PAT kick . . . . .Texas Tech, 2022  
 Had a PAT kick blocked . . . . .Auburn, 2016  
 Had a PAT kick blocked and returned for a two-point conversion . . . . .Auburn, 2009  
 Blocked an opponent's PAT kick . . . . .Kentucky, 2022 (Zxavian Harris blocked M. Ruffolo's attempt)  
 A successful two-point conversion . . . . .Texas A&M, 2023  
 (Q. Judkins pass from J. Dart, 3rd quarter)  
 Had a field goal attempt blocked . . . . .Texas A&M, 2023 (Caden Davis' 41-yard attempt)  
 Had two field goal attempts blocked . . . . .Kentucky, 2005  
 (Robert Bass' 39-yd attempt, Matt Hinkle's 44-yard attempt)  
 Gained a first down off a fake field goal attempt . . . . .Georgia, 1995  
 Scored a touchdown off a fake field goal attempt . . . . .Alabama, 2008  
 (Jason Cook 9-yard pass from Rob Park)  
 Gained a first down off a fake punt . . . . .Georgia, 2023  
 (Fraser Masin 24-yd run)  
 Recovered an onside kick . . . . .Auburn, 2023  
 Shut out an opponent . . . . .Georgia Tech, 2022 (42-0)  
 Was shut out . . . . .Arkansas, 2014 (30-0)  
 Played an overtime game . . . . .Kentucky, 2020 (W, 42-41)  
 Scored a safety . . . . .Kentucky, 2022  
 (W. Levis int. grounding in the end zone, hurried by T. Robinson and T. Brown)  
 Scored 2 safeties in the same game . . . . .Northern Illinois, 1993 (team)  
 Gave up a safety . . . . .Tennessee, 2021  
 Had no turnovers . . . . .Mississippi State, 2023  
 Had no penalties . . . . .Alabama, 2011  
 Defeated a nationally ranked team . . . . .LSU, 2023 (55-49, #13 AP; #12 Coaches)  
 Was ranked in top 25 . . . . .Week 14, 2023 (#11 AP; #11 Coaches)  
 Ended the year ranked in top 25 . . . . .2021 (#11 AP; #11 Coaches; #8 CFP)

THE LAST TIME AN OLE MISS PLAYER ...

Rushed 30 times . . . . .Quinshon Judkins vs. LSU, 2023 (33)  
 Rushed 25 times . . . . .Quinshon Judkins vs. Mississippi State, 2023 (28)  
 Rushed for 250 yards . . . . .Dexter McCluster vs. Tennessee, 2009 (282)  
 Rushed for 200 yards . . . . .Quinshon Judkins and Zach Evans at Arkansas, 2022 (214, 207)  
 Rushed for 150 yards . . . . .Quinshon Judkins vs. LSU, 2023 (177)  
 Rushed for 100 yards . . . . .Quinshon Judkins vs. Mississippi State, 2023 (119)  
 Passed for 400 yards . . . . .Jaxson Dart vs. Vanderbilt, 2022 (448)  
 Passed for 300 yards . . . . .Jaxson Dart vs. ULM, 2023 (310)  
 Attempted 50 passes . . . . .Jordan Ta'amu vs. Vanderbilt, 2017 (52)  
 Attempted 40 passes . . . . .Jaxson Dart vs. Texas Tech, 2022 (41)  
 Attempted 30 passes . . . . .Jaxson Dart vs. ULM, 2023 (31)  
 Completed 30 passes . . . . .Jaxson Dart vs. Mississippi State, 2022 (30)  
 Completed 20 passes . . . . .Jaxson Dart vs. ULM, 2023 (24)  
 Passed for 4 or more TDs . . . . .Jaxson Dart vs. LSU, 2023 (4)  
 Accounted for 6 or more TDs . . . . .Matt Corral at Tulane, 2021 (3 passing, 4 rushing)  
 Threw 3 or more interceptions . . . . .Jaxson Dart vs. Texas Tech, 2022 (3)  
 Had 400 yards Total Offense . . . . .Jaxson Dart vs. LSU, 2023 (439)  
 Had 300 yards Total Offense . . . . .Jaxson Dart vs. ULM, 2023 (303)  
 Had 100 yards rushing and passing . . . . .Jaxson Dart vs. Georgia Tech, 2023  
 (136 rushing, 251 passing)  
 Had 100 yards rushing and receiving . . . . .Dexter McCluster vs. Arkansas, 2009  
 (123 rushing, 137 receiving)  
 Had 250 All-Purpose Yards . . . . .Elijah Moore vs. South Carolina, 2020 (270)  
 Had 200 All-Purpose Yards . . . . .Tre Harris vs. Texas A&M, 2023 (213)  
 Caught 10 passes . . . . .Tre Harris vs. Texas A&M, 2023 (11)  
 Caught 9 passes . . . . .Tre Harris vs. Texas A&M, 2023 (11)  
 Had 200 receiving yards . . . . .Tre Harris vs. Texas A&M, 2023 (213)  
 Had 100 receiving yards . . . . .Dayton Wade vs. ULM, 2023 (108)  
 Scored 10+ points kicking . . . . .Caden Davis vs. LSU, 2023 (11)  
 Scored 4 touchdowns rushing . . . . .Matt Corral vs. Tulane, 2021 (4)  
 Scored 3 touchdowns rushing . . . . .Quinshon Judkins vs. Texas A&M, 2023 (3)  
 Scored 2 touchdowns rushing . . . . .Quinshon Judkins at Georgia, 2023 (2)  
 Scored 4 touchdowns receiving . . . . .Tre Harris vs. Mercer, 2023 (4)  
 Scored 3 touchdowns receiving . . . . .Tre Harris vs. Mercer, 2023 (4)  
 Scored 2 touchdowns receiving . . . . .Tre Harris Mercer, 2023 (4)  
 Scored a touchdown passing and receiving . . . . .Laquon Treadwell at Memphis, 2015  
 Scored a touchdown rushing, passing and receiving . . . . .Bo Wallace vs. Auburn, 2012  
 Intercepted 3 passes . . . . .Don Price vs. Vanderbilt, 1986 (3)  
 Intercepted 2 passes . . . . .Trey Washington vs. Vanderbilt, 2023 (2)  
 Forced 3 fumbles . . . . .Rory Johnson vs. Vanderbilt, 2006 (3)  
 Recovered 2 fumbles . . . . .Kentrell Lockett at Auburn, 2011 (2)  
 Punted for a 70-yard game average . . . . .Bill Smith vs. Southern Miss, 1984 (2-84.5)  
 Kicked a 45-yard Field Goal . . . . .Caden Davis vs. Vanderbilt, 2023 (48)  
 Kicked a 50-yard Field Goal . . . . .Caden Davis at Tulane, 2023 (56)  
 Kicked five field goals in game . . . . .Luke Logan vs. Vanderbilt, 2018 (5)  
 Kicked four field goals in game . . . . .Luke Logan vs. Vanderbilt, 2018 (5)  
 Kicked three field goals in game . . . . .Caden Davis vs. Arkansas, 2023 (3)  
 Had 10 tackles in a game . . . . .Dajahn Anthony vs. Mississippi State, 2023 (15)  
 Had 15 tackles in a game . . . . .Dajahn Anthony vs. Mississippi State, 2023 (15)

## UNDER KIFFIN

<b>Category</b> . . . . .	<b>Career</b>
Record . . . . .	33-15
SEC . . . . .	20-13
vs. SEC West . . . . .	12-11
vs. SEC East . . . . .	8-2
Non-Conference . . . . .	13-2
Home . . . . .	21-5
Away . . . . .	10-8
Neutral . . . . .	2-2
Day Games . . . . .	18-8
Night Games (6 p.m. start or later) . . . . .	15-7
vs. Top 25 teams . . . . .	6-8
TV games . . . . .	33-15
on SEC Network . . . . .	15-4
on SEC Network Alternate . . . . .	0-0
on ESPN . . . . .	10-7
on ESPN2 . . . . .	2-0
on ESPNU . . . . .	0-0
on ESPN+/SECN+ . . . . .	3-0
on ABC . . . . .	2-0
on CBS . . . . .	1-4
When scoring first . . . . .	28-6
When opponents score first . . . . .	5-9
When leading at halftime . . . . .	28-4
When trailing at halftime . . . . .	4-9
When tied at halftime . . . . .	1-2
When leading after third quarter . . . . .	29-1
When trailing after third quarter . . . . .	3-11
When tied after third quarter . . . . .	1-3
In overtime games . . . . .	1-0
When scoring less than 20 points . . . . .	1-3
When scoring 20+ points . . . . .	32-12
When scoring 30+ points . . . . .	25-3
When allowing less than 20 points . . . . .	13-0
When allowing 20+ points . . . . .	20-15
When allowing 30+ points . . . . .	6-12
When rushing for <100 yards . . . . .	1-3
When rushing for 100+ yards . . . . .	32-12
When rushing for 200+ yards . . . . .	22-5
When passing for 200+ yards . . . . .	27-12
When passing for 250+ yards . . . . .	20-7
When passing for 300+ yards . . . . .	14-4
When totaling <300 yds total offense . . . . .	0-1
When gaining 300+ yds total offense . . . . .	32-14
When allowing <100 yds rushing . . . . .	7-1
When allowing 100+ yds rushing . . . . .	25-14
When allowing 200+ yds rushing . . . . .	9-9
When allowing <200 yds passing . . . . .	10-3
When allowing 200+ yards passing . . . . .	22-12
When allowing 250+ yards passing . . . . .	12-5
When allowing 300+ yards passing . . . . .	8-4
When allowing <300 yds total offense . . . . .	7-0
When allowing 300+ yds total offense . . . . .	26-15
When having a 100-yard rusher . . . . .	19-6
When opp. has a 100-yard rusher . . . . .	11-9
When having no turnovers . . . . .	14-1
When having less than 3 turnovers . . . . .	28-11
When having 3 or more turnovers . . . . .	1-4
When having no takeaways . . . . .	6-3
When having <3 takeaways . . . . .	25-12
When having 3 or more takeaways . . . . .	5-2
When having more than 30:00 TOP . . . . .	10-4
When having less than 30:00 TOP . . . . .	23-11

## OLE MISS ACTIVE CAREER LEADERS

<b>MOST GAMES PLAYED (at Ole Miss)</b>			
Ashanti Cistrunk	60		
Jeremy James	50		
Deantre Prince	50		
Reece McIntyre	47		
Caleb Warren	47		
Cedric Johnson	46		
<b>CONSECUTIVE GAMES PLAYED (at Ole Miss)</b>			
Ashanti Cistrunk	60		
Jeremy James	48		
Reece McIntyre	38		
Deantre Prince	38		
Trey Washington	38		
Eli Acker	33		
<b>MOST STARTS (at Ole Miss)</b>			
Jeremy James	48		
Caleb Warren	43		
Deantre Prince	35		
Cedric Johnson	29		
Jaxson Dart	24		
<b>CONSECUTIVE STARTS (at Ole Miss)</b>			
Jeremy James	48		
Deantre Prince	27		
Jaxson Dart	23		
Caleb Warren	20		
Quinshon Judkins	18		
<b>PASSING YARDS (at Ole Miss)</b>			
Jaxson Dart	434-of-680	5,959 yards	
<b>RUSHING YARDS (at Ole Miss)</b>			
Quinshon Judkins	511 attempts	2,619 yards	
Jaxson Dart	239 attempts	989 yards	
<b>RECEIVING YARDS (at Ole Miss)</b>			
Jordan Watkins	93 catches	1,190 yards	
Dayton Wade	79 catches	1,078 yards	
<b>TOUCHDOWNS (at Ole Miss)</b>			
Jaxson Dart	48	40 pass/8 rush	
Quinshon Judkins	33	31 rush/2 rec.	
<b>SACKS (at Ole Miss)</b>			
Cedric Johnson	19.0		
<b>INTERCEPTIONS (at Ole Miss)</b>			
Deantre Prince	6		

## 2023 GAME CAPTAINS

MERCER:	Bentley IV, Watkins, Washington
TULANE:	Curne, T. Harris, C. Johnson
GA TECH:	Ivey, Wade, Washington
BAMA:	T. Harris, C. Johnson, Prieskorn, Washington
LSU:	C. Johnson, Judkins, Watkins
ARKANSAS:	Bentley, Pegues, Prieskorn
AUBURN:	T. Harris, C. Johnson, Pegues
VANDY:	Banks, Bentley IV, Tennison
TEXAS A&M:	Ivey, C. Johnson, Prieskorn
GEORGIA:	C. Johnson, Pegues, Prieskorn
ULM:	Cistrunk, James, C. Johnson, McIntyre, Prince, Warren
MSU:	Cistrunk, T. Harris, C. Johnson, Pegues

## 2023 COIN TOSSES

	Coin Toss	Game Result
MERCER:	Lost	W, 73-7
TULANE:	Lost	W, 37-20
GA TECH:	Won	W, 48-23
BAMA:	Lost	L, 10-24
LSU:	Lost	W, 55-49
ARKANSAS:	Lost	W, 27-20
AUBURN:	Lost	W, 28-21
VANDY:	Won	W, 33-7
TEXAS A&M:	Lost	W, 38-35
GEORGIA:	Won	L, 17-52
ULM:	Lost	W, 35-3
MSU:	Lost	W, 17-7

## HOTTY TODDY

The popular Ole Miss cheer goes like this:

*Are You Ready?  
Hell Yeah! Damn Right!  
Hotty Toddy; Gosh Almighty,  
Who The Hell Are We? Hey!  
Flim Flam, Bim Bam  
Ole Miss By Damn!*

## CAREER STARTS BY POSITION

<b>OFFENSE</b>	<b>TE</b> Prieskorn (5) Heath (2)	<b>RG</b> James (29) Acker (8) Warren (3) Melton (2) McIntyre (1)	<b>NT</b> Wynn Jr. (3) Gordon (1) J. Harris (1)	<b>S</b> Washington (15) I. Young (9) Saunders Jr. (8) Tennison (8) Anthony (4)
<b>QB</b> Dart (24)	<b>LT</b> J. Williams (14) Curne (11)	<b>RT</b> James (19) Pettus (18) Curne (1)	<b>DT</b> Pegues (8) Z. Harris (6) Ivey (1) Stone (1)	<b>CB</b> Prince (35) Walton (11) Graves (1)
<b>RB</b> Judkins (18)	<b>LG</b> Warren (17) McGee (12) Melton (2) McIntyre (2)	<b>DEFENSE</b>	<b>LB</b> Coleman (15) Jean-Baptiste (10) Ukwu (3) Cistrunk (2) C. Johnson (2) Perkins (2) Tennison (2) Montgomery (1)	<b>DB</b> Anthony (5) Saunders Jr. (4)
<b>WR</b> Watkins (21) Wade (17) T. Harris (10) Prieskorn (4) Franklin (2) Heath (1) Henry (1) Williams (1)	<b>C</b> Warren (23) Acker (1) McIntyre (1)	<b>DE</b> C. Johnson (27) Ivey (16) Pegues (3) Gordon (1) Ukwu (1) Wynn Jr. (1)		

CFB PLAYOFF RANKINGS

Week 15		
Rank	Team	Record
1	Michigan	13-0
2	Washington	13-0
3	Texas	12-1
<b>4</b>	<b>Alabama</b>	<b>12-1</b>
5	Florida State	13-0
	<b>Georgia</b>	<b>12-1</b>
7	Ohio State	11-1
8	Oregon	11-2
<b>9</b>	<b>Missouri</b>	<b>10-2</b>
10	Penn State	10-2
<b>11</b>	<b>Ole Miss</b>	<b>10-2</b>
12	Oklahoma	10-2
<b>13</b>	<b>LSU</b>	<b>9-3</b>
14	Arizona	9-3
15	Louisville	10-3
16	Notre Dame	9-3
17	Iowa	10-3
18	NC State	9-3
19	Oregon State	8-4
20	Oklahoma State	9-4
<b>21</b>	<b>Tennessee</b>	<b>8-4</b>
22	Clemson	8-4
23	Liberty	13-0
24	SMU	11-2
25	Kansas State	8-4

ASSOCIATED PRESS POLL

Week 15			
Rank	Team	Record	Points
1	Michigan (51)	13-0	1539
2	Washington (11)	13-0	1499
3	Texas	12-1	1375
4	Florida State	13-0	1358
<b>5</b>	<b>Alabama</b>	<b>12-1</b>	<b>1329</b>
<b>6</b>	<b>Georgia</b>	<b>12-1</b>	<b>1256</b>
7	Ohio State	11-1	1185
8	Oregon	11-2	1119
<b>9</b>	<b>Missouri</b>	<b>10-2</b>	<b>1014</b>
10	Penn State	10-2	960
<b>11</b>	<b>Ole Miss</b>	<b>10-2</b>	<b>944</b>
12	Oklahoma	10-2	867
<b>13</b>	<b>LSU</b>	<b>9-3</b>	<b>823</b>
14	Arizona	9-3	740
15	Notre Dame	9-3	634
16	Louisville	10-3	584
17	SMU	11-2	432
18	Liberty	13-0	424
19	NC State	9-3	377
20	Iowa	10-3	356
21	Oregon State	8-4	309
22	Oklahoma State	9-4	256
23	Tulane	11-2	201
24	James Madison	11-1	177
<b>25</b>	<b>Tennessee</b>	<b>8-4</b>	<b>98</b>

COACHES POLL

Week 15			
Rank	Team	Record	Points
1	Michigan (51)	13-0	1535
2	Washington (8)	13-0	1482
3	Florida State	13-0	1358
<b>4</b>	<b>Alabama (3)</b>	<b>12-1</b>	<b>1351</b>
	Texas	12-1	1351
<b>6</b>	<b>Georgia</b>	<b>12-1</b>	<b>1275</b>
7	Ohio State	11-1	1187
8	Oregon	11-2	1092
<b>9</b>	<b>Missouri</b>	<b>10-2</b>	<b>1023</b>
10	Penn State	10-2	952
<b>11</b>	<b>Ole Miss</b>	<b>10-2</b>	<b>932</b>
12	Oklahoma	10-2	898
<b>13</b>	<b>LSU</b>	<b>9-3</b>	<b>796</b>
14	Arizona	9-3	707
15	Louisville	10-3	642
16	Notre Dame	9-3	633
17	Iowa	10-3	426
18	NC State	9-3	423
19	SMU	11-2	375
20	Liberty	13-0	315
21	Oklahoma State	9-4	299
22	Oregon State	8-4	295
<b>23</b>	<b>Tennessee</b>	<b>8-4</b>	<b>226</b>
24	Tulane	11-2	139
25	James Madison	11-1	114

2023 HONORS

LANE KIFFIN, HEAD COACH

- Munger College Coach of the Year Semifinalist
- Dodd Trophy Midseason Watch List
- Bear Bryant Award Watch List
- On3 Head Coach of the Week (Oct. 2)

PETE GOLDING, DEFENSIVE COORDINATOR

- Broyles Award Nominee

DAIJAHN ANTHONY, S

- Midseason All-Transfer Portal Team (The Athletic)
- Reese's Senior Bowl Watch List

ULYSSES BENTLEY IV, RB

- Earl Campbell Tyler Rose Award Watch List
- Reese's Senior Bowl Watch List

ASHANTI CISTRUNK, LB

- SEC Defensive Player of the Week (Oct. 9)

KHARI COLEMAN, LB

- All-SEC Honorable Mention (College Football Network)
- Butkus Award Watch List
- Preseason All-SEC Fourth Team (Phil Steele)
- Reese's Senior Bowl Watch List

JAXSON DART, QB

- All-SEC Honorable Mention (College Football Network)
- Davey O'Brien Award Semifinalist
- Manning Award Stars of the Week (Nov. 6)
- Davey O'Brien QB Class of 2023
- Maxwell Award Midseason Watch List
- Manning Award Midseason Watch List
- Davey O'Brien National QB of the Week (Oct. 3)
- SEC Co-Offensive Player of the Week (Oct. 2)
- CFP National Performer of the Week (Oct. 1)
- Manning Award Stars of the Week (Oct. 1)
- Johnny Unitas Golden Arm Award Watch List

CADEN DAVIS, K

- All-SEC Second Team (College Football Network)
- SEC Special Teams Player of the Week (Sept. 11)

ZAKHARI FRANKLIN, WR

- Biletnikoff Award Watch List
- Earl Campbell Tyler Rose Award Watch List
- Preseason All-SEC Fourth Team (Phil Steele)
- Reese's Senior Bowl Watch List

DESHAWN GADDIE JR., CB

- Reese's Senior Bowl Watch List

TRE HARRIS, WR

- All-SEC Second Team (Athlon, College Football Network)
- SEC Co-Offensive Player of the Week (Nov. 6)
- Biletnikoff Award Watch List
- Reese's Senior Bowl Watch List

ZXAVIAN HARRIS, DT

- SEC Co-Defensive Lineman of the Week (Nov. 6)

JARED IVEY, DE

- All-SEC First Team (College Football Network)
- Preseason All-SEC Third Team (SEC Coaches)
- Reese's Senior Bowl Watch List

JEREMY JAMES, OL

- Preseason All-SEC Third First Team (Lindy's)
- Preseason All-SEC Third Team (Athlon, SEC Coaches)
- Reese's Senior Bowl Watch List

JEREMIAH JEAN-BAPTISTE, LB

- Reese's Senior Bowl Watch List

CEDRIC JOHNSON, DE

- All-SEC Honorable Mention (College Football Network)
- SEC Defensive Lineman of the Week (Oct. 30)
- SEC Defensive Lineman of the Week (Oct. 23)
- Chucky Mullins Courage Award
- Bednarik Award Watch List
- Preseason All-SEC First Team (Phil Steele)
- Preseason All-SEC Third Team (Athlon, Lindy's)
- Reese's Senior Bowl Watch List

QUINSHON JUDKINS, RB

- All-SEC First Team (Coaches, College Football Network)
- All-SEC Second Team (Associated Press, Athlon)
- Conerly Trophy Finalist
- Maxwell Award Watch List
- Walter Camp Award Watch List
- Doak Walker Award Watch List
- Consensus Preseason All-America First Team
- ESPN Preseason All-America
- ESPN Top-100 College Football Players (No. 22)
- Preseason All-SEC First Team (Athlon, Lindy's, Phil Steele, SEC Coaches, SEC Media)

JALEN KNOX, WR

- Reese's Senior Bowl Watch List

FRASER MASIN, P

- SEC Co-Special Teams Player of the Week (Nov. 27)
- Ray's 8, Week 6 (Oct. 8)

MONTY MONTGOMERY, LB

- Reese's Senior Bowl Watch List

JJ PEGUES, DT

- SEC Football Community Service Team
- Wuerffel Trophy Nominee
- Wuerffel Trophy Preseason Watch List
- Allstate AFCA Good Works Team Nominee
- Reese's Senior Bowl Watch List

SUNTARINE PERKINS, LB

- Freshman All-America (College Football Network)
- Freshman All-SEC (Coaches)
- SEC Co-Freshman of the Week (Oct. 23)
- On3 Midseason Freshman All-American
- Shaun Alexander Freshman of the Year Watch List

MICAH PETTUS, OL

- Outland Trophy Watch List
- Preseason All-America Fourth Team (Phil Steele)
- Preseason All-SEC Fourth Team (Phil Steele)
- Preseason All-SEC Third Team (Coaches)
- Preseason All-SEC Fourth Team (Athlon)

CADEN PRIESKORN, TE

- All-SEC Second Team (Coaches)
- All-SEC Third Team (College Football Network)
- Mackey Award Watch List
- Preseason All-SEC Third Team (Phil Steele, Coaches)
- Reese's Senior Bowl Watch List

DEANTRE PRINCE, CB

- Preseason All-SEC Fourth Team (Athlon)
- Reese's Senior Bowl Watch List

JOHN SAUNDERS JR., S

- All-SEC Second Team (College Football Network)
- SEC Co-Defensive Player of the Week (Nov. 6)
- Reese's Senior Bowl Watch List

LADARIUS TENNISON, S

- All-SEC Special Teamer of the Year (College Football Network)
- All-SEC First Team Specialist (College Football Network)

ISAAC UKWU, DE

- Campbell Trophy Semifinalist
- Reese's Senior Bowl Watch List

DAYTON WADE, WR

- All-SEC Honorable Mention (College Football Network)

ZAMARI WALTON, CB

- All-SEC Honorable Mention (College Football Network)
- Reese's Senior Bowl Watch List

CALEB WARREN, OL

- Preseason All-SEC Third Team (Lindy's)
- Reese's Senior Bowl Watch List

TREY WASHINGTON, S

- All-SEC Third Team (College Football Network)
- SEC Co-Defensive Player of the Week (Oct. 30)
- SEC Defensive Player of the Week (Sept. 18)

JORDAN WATKINS, WR

- All-SEC Honorable Mention (College Football Network)
- SEC Co-Special Teams Player of the Week (Sept. 4)
- Reese's Senior Bowl Watch List

AYDEN WILLIAMS, WR

- Shaun Alexander Freshman of the Year Watch List
- On3 Preseason Freshman All-America



2023-24 Ole Miss Football  
Overall Team Statistics  
All games

Team Statistics

	OM	OPP
<b>Scoring</b>	<b>418</b>	<b>268</b>
Points per game	34.8	22.3
Points Off Turnovers	45	15
<b>First Downs</b>	<b>275</b>	<b>244</b>
Rushing	122	100
Passing	135	122
Penalty	18	22
<b>Rushing Yardage</b>	<b>2146</b>	<b>1823</b>
Yards gained rushing	2435	2177
Yards lost rushing	289	354
Rushing attempts	488	468
Average per rush	4.4	3.9
Average per game	178.8	151.9
TDs Rushing	28	19
<b>Passing Yardage</b>	<b>3319</b>	<b>2640</b>
Comp-Att-Int	230-353-6	232-374-12
Average per pass	9.4	7.1
Average per catch	14.4	11.4
Average per game	276.6	220.0
TDs Passing	23	14
<b>Total offense</b>	<b>5465</b>	<b>4463</b>
Total plays	841	842
Average per play	6.5	5.3
Average per game	455.4	371.9
<b>Kick returns: #-Yards</b>	<b>18-290</b>	<b>11-160</b>
<b>Punt returns: #-Yards</b>	<b>12-110</b>	<b>15-149</b>
<b>Int returns: #-Yards</b>	<b>12-145</b>	<b>6-102</b>
<b>Kick return average</b>	<b>16.1</b>	<b>14.5</b>
<b>Punt return average</b>	<b>9.2</b>	<b>9.9</b>
<b>Int return average</b>	<b>12.1</b>	<b>17.0</b>
<b>Fumbles-Lost</b>	<b>10-1</b>	<b>15-4</b>
<b>Penalties-Yards</b>	<b>89-742</b>	<b>67-571</b>
Average per game	61.8	47.6
<b>Punts-Yards</b>	<b>44-1822</b>	<b>54-2286</b>
Average per punt	41.4	42.3
Net punt average	38.7	39.4
<b>Kickoffs-Yards</b>	<b>81-5192</b>	<b>53-3222</b>
Average per kick	64.1	60.8
Net kick average	40.8	38.8
<b>Time of possession / game</b>	<b>27:14</b>	<b>32:45</b>
<b>3rd-down conversion</b>	<b>58/157</b>	<b>67/172</b>
3rd-down pct	37%	39%
<b>4rd-down conversion</b>	<b>22/33</b>	<b>11/27</b>



**2023-24 Ole Miss Football  
Overall Team Statistics  
All games**

	<b>OM</b>	<b>OPP</b>
4rd-down pct	67%	41%
<b>Sacks by-Yards</b>	<b>34-222</b>	<b>26-173</b>
<b>Misc Yards</b>	<b>0</b>	<b>0</b>
<b>Touchdowns scored</b>	<b>53</b>	<b>34</b>
<b>Field goals - attempts</b>	<b>16-21</b>	<b>10-15</b>
<b>On-Side kicks</b>	<b>0-0</b>	<b>0-3</b>
<b>Red-zone scores</b>	<b>(48-55) 87%</b>	<b>(32-38) 84%</b>
<b>Red-zone touchdowns</b>	<b>(36-55) 65%</b>	<b>(24-38) 63%</b>
<b>PAT-attempts</b>	<b>(48-48) 100%</b>	<b>(32-32) 100%</b>
<b>2-point conversion-attempts</b>	<b>(2-5) 40%</b>	<b>(1-2) 50%</b>
<b>Attendance</b>	<b>446044</b>	<b>371278</b>
Games / Avg per game	7/63721	5/74256
Neutral site games	-	0/0

**Score by Periods**

<b>Team</b>	<b>1st</b>	<b>2nd</b>	<b>3rd</b>	<b>4th</b>	<b>OT</b>	<b>TOT</b>
Ole Miss	131	66	101	120	0	418
Opponents	52	75	69	72	0	268



2023-24 Ole Miss Football  
Individual Statistics  
All games

**Rushing**

Player	gp	att	gain	loss	net	avg	td	lg	avg/g
Quinshon Judkins	12	237	1107	55	1052	4.4	15	40	87.7
Ulysses Bentley IV	12	92	533	12	521	5.7	4	43	43.4
Jaxson Dart	12	111	568	193	375	3.4	7	68	31.3
Matt Jones	11	12	80	1	79	6.6	2	36	7.2
Spencer Sanders	9	11	50	5	45	4.1	0	15	5.0
Jam Griffin	11	7	41	2	39	5.6	0	14	3.5
Dayton Wade	12	7	27	2	25	3.6	0	9	2.1
Fraser Masin	12	1	24	0	24	24.0	0	24	2.0
J.J. Pegues	12	3	5	0	5	1.7	0	3	0.4
Jalen Knox	11	1	0	3	-3	-3.0	0	0	-0.3
Jordan Watkins	12	1	0	9	-9	-9.0	0	0	-0.8
Team	12	5	0	7	-7	-1.4	0	0	-0.6
<b>Total</b>	<b>12</b>	<b>488</b>	<b>2435</b>	<b>289</b>	<b>2146</b>	<b>4.4</b>	<b>28</b>	<b>68</b>	<b>178.8</b>
<b>Opponents</b>	<b>12</b>	<b>468</b>	<b>2177</b>	<b>354</b>	<b>1823</b>	<b>3.9</b>	<b>19</b>	<b>75</b>	<b>151.9</b>

**Punt Returns**

Player	no.	yds	avg	td	lg
Jordan Watkins	10	107	10.7	1	70
Dayton Wade	2	3	1.5	0	13
<b>Total</b>	<b>12</b>	<b>110</b>	<b>9.2</b>	<b>1</b>	<b>70</b>
<b>Opponents</b>	<b>15</b>	<b>149</b>	<b>9.9</b>	<b>0</b>	<b>40</b>

**Interceptions**

Player	no.	yds	avg	td	lg
John Saunders Jr.	3	10	3.3	0	10
Trey Washington	3	44	14.7	0	25
Daijahn Anthony	2	19	9.5	0	19
Zamari Walton	2	0	0.0	0	0
Deantre Prince	1	44	44.0	0	44
Ashanti Cistrunk	1	28	28.0	0	28
<b>Total</b>	<b>12</b>	<b>145</b>	<b>12.1</b>	<b>0</b>	<b>44</b>
<b>Opponents</b>	<b>6</b>	<b>102</b>	<b>17.0</b>	<b>0</b>	<b>41</b>

**Passing**

Player	gp	effic	comp-att-int	pct	yds	td	lg	avg/g
Jaxson Dart	12	161.9	208-318-5	65.4	2985	20	68	248.8
Spencer Sanders	9	180.2	19-29-0	65.5	278	3	51	30.9
Walker Howard	2	192.6	3-4-0	75.0	56	0	29	28.0
Charlie Pollock	12	-200.0	0-1-1	0.0	0	0	0	0.0
Team	12	0.0	0-1-0	0.0	0	0	0	0.0
<b>Total</b>	<b>12</b>	<b>162.2</b>	<b>230-353-6</b>	<b>65.2</b>	<b>3319</b>	<b>23</b>	<b>68</b>	<b>276.6</b>
<b>Opponents</b>	<b>12</b>	<b>127.3</b>	<b>232-374-12</b>	<b>62.0</b>	<b>2640</b>	<b>14</b>	<b>57</b>	<b>220.0</b>

**Kick Returns**

Player	no.	yds	avg	td	lg
Ulysses Bentley IV	13	252	19.4	0	34
Jam Griffin	1	1	1.0	0	1
Jalen Knox	1	20	20.0	0	20
Ladarius Tennon	1	7	7.0	0	7
Matt Jones	1	9	9.0	0	9
Tyler Banks	1	0	0.0	0	0
<b>Total</b>	<b>18</b>	<b>290</b>	<b>16.1</b>	<b>0</b>	<b>34</b>
<b>Opponents</b>	<b>11</b>	<b>160</b>	<b>14.5</b>	<b>0</b>	<b>27</b>

**Receiving**

Player	gp	no.	yds	avg	td	lg	avg/g
Jordan Watkins	12	53	741	14.0	3	68	61.8
Dayton Wade	12	52	769	14.8	4	58	64.1
Tre Harris	11	47	851	18.1	8	56	77.4
Quinshon Judkins	12	21	135	6.4	1	25	11.3
Caden Prieskorn	9	20	313	15.7	2	35	34.8
Ulysses Bentley IV	12	11	87	7.9	1	25	7.3
Zakhari Franklin	4	4	38	9.5	1	16	9.5
Michael Trigg	3	4	65	16.3	1	21	21.7
Kyirin Heath	7	4	60	15.0	0	21	8.6
Ayden Williams	10	4	80	20.0	0	43	8.0
Bralon Brown	4	2	33	16.5	0	29	8.3
Hudson Wolfe	5	2	36	18.0	0	18	7.2
Cayden Lee	9	2	85	42.5	2	51	9.4
Jalen Knox	11	1	9	9.0	0	9	0.8
JJ Henry	3	1	11	11.0	0	11	3.7
Matt Jones	11	1	-1	-1.0	0	0	-0.1
Jayvontay Conner	3	1	7	7.0	0	7	2.3
<b>Total</b>	<b>12</b>	<b>230</b>	<b>3319</b>	<b>14.4</b>	<b>23</b>	<b>68</b>	<b>276.6</b>
<b>Opponents</b>	<b>12</b>	<b>232</b>	<b>2640</b>	<b>11.4</b>	<b>14</b>	<b>57</b>	<b>220.0</b>

**Fumble Returns**

Player	no.	yds	avg	td	lg
Jared Ivey	1	26	26.0	1	26
Trey Washington	1	0	0.0	0	0
Tyler Banks	1	0	0.0	0	0
Reginald Hughes	1	0	0.0	0	0
<b>Total</b>	<b>4</b>	<b>26</b>	<b>6.5</b>	<b>1</b>	<b>26</b>
<b>Opponents</b>	<b>1</b>	<b>0</b>	<b>0.0</b>	<b>0</b>	<b>0</b>



**2023-24 Ole Miss Football  
Individual Statistics  
All games**

**Scoring**

Player	td	fg	PAT				dpx	saf	pts
			kick	rush	rcv	pass			
Quinshon Judkins	16	-	-	1	-	-	-	-	98
Caden Davis	-	15-20	42-42	-	-	-	-	-	87
Tre Harris	8	-	-	-	1	-	-	-	50
Jaxson Dart	7	-	-	-	-	1	-	-	42
Ulysses Bentley IV	5	-	-	-	-	-	-	-	30
Dayton Wade	4	-	-	-	-	-	-	-	24
Jordan Watkins	4	-	-	-	-	-	-	-	24
Caden Prieskorn	2	-	-	-	-	-	-	-	12
Matt Jones	2	-	-	-	-	-	-	-	12
Cayden Lee	2	-	-	-	-	-	-	-	12
Caden Costa	-	1-1	6-6	-	-	-	-	-	9
Zakhari Franklin	1	-	-	-	-	-	-	-	6
Jared Ivey	1	-	-	-	-	-	-	-	6
Michael Trigg	1	-	-	-	-	-	-	-	6
<b>Total</b>	<b>53</b>	<b>16-21</b>	<b>48-48</b>	<b>1</b>	<b>1</b>	<b>1</b>	<b>0</b>	<b>0</b>	<b>418</b>
<b>Opponents</b>	<b>34</b>	<b>10-15</b>	<b>32-32</b>	<b>1</b>	<b>0</b>	<b>0</b>	<b>0</b>	<b>0</b>	<b>268</b>

**Field Goals**

Player	fg	pct.	01-19	20-29	30-39	40-49	50-99	lg	blk
Caden Davis	15-20	75.0	0-0	7-7	3-4	4-6	1-3	56	2
Caden Costa	1-1	100.0	0-0	0-0	1-1	0-0	0-0	36	0
<b>Opponents</b>	<b>10-15</b>	<b>66.7</b>	<b>0-0</b>	<b>6-6</b>	<b>0-0</b>	<b>3-6</b>	<b>1-3</b>	<b>56</b>	<b>2</b>

**FG Sequence**

Team Name	Ole Miss	Opponents
Mercer	(31)	
Tulane	(37),(27),(56)	(44),(26)
Georgia Tech	(47),(45),55	43,(22)
Alabama	34,(35)	(48),(40),(23)
LSU	(28),(48)	56
Arkansas	(27),49,(22)	(56),(26)
Vanderbilt	(27),(48)	
Texas A&M	41,(22)	47
Georgia	(29)	(27)
ULM	50	(26)
Mississippi St.	(36)	42,50

Numbers in (parentheses) indicate field goal was made

**Total Offense**

Player	g	plays	rush	pass	total	avg/g
Jaxson Dart	12	429	375	2985	3360	280.0
Quinshon Judkins	12	237	1052	0	1052	87.7
Ulysses Bentley IV	12	92	521	0	521	43.4
Spencer Sanders	9	40	45	278	323	35.9
Matt Jones	11	12	79	0	79	7.2
Walker Howard	2	4	0	56	56	28.0
Jam Griffin	11	7	39	0	39	3.5
Dayton Wade	12	7	25	0	25	2.1
Fraser Masin	12	1	24	0	24	2.0
J.J. Pegues	12	3	5	0	5	0.4
Jalen Knox	11	1	-3	0	-3	-0.3
Jordan Watkins	12	1	-9	0	-9	-0.8
Team	12	0	-7	0	-7	-0.6
<b>Total</b>	<b>12</b>	<b>841</b>	<b>2146</b>	<b>3319</b>	<b>5465</b>	<b>455.4</b>
<b>Opponents</b>	<b>12</b>	<b>842</b>	<b>1823</b>	<b>2640</b>	<b>4463</b>	<b>371.9</b>

**Punting**

Player	no.	yds	avg	lg	tb	fc	i20	50+	blk
Fraser Masin	43	1822	42.4	54	0	13	13	4	0
Team	1	0	0.0	0	0	0	0	0	1
<b>Total</b>	<b>44</b>	<b>1822</b>	<b>41.4</b>	<b>54</b>	<b>0</b>	<b>13</b>	<b>13</b>	<b>4</b>	<b>1</b>
<b>Opponents</b>	<b>54</b>	<b>2286</b>	<b>42.3</b>	<b>66</b>	<b>3</b>	<b>18</b>	<b>11</b>	<b>8</b>	<b>0</b>

**Kickoffs**

Player	no.	yds	avg	tb	ob	retn	net	ydln
Caden Davis	79	5074	64.2	65	1			
Caden Costa	2	118	59.0	1	0			
<b>Total</b>	<b>81</b>	<b>5192</b>	<b>64.1</b>	<b>66</b>	<b>1</b>	<b>11</b>	<b>40.8</b>	<b>24</b>
<b>Opponents</b>	<b>53</b>	<b>3222</b>	<b>60.8</b>	<b>32</b>	<b>3</b>	<b>18</b>	<b>38.8</b>	<b>26</b>



2023-24 Ole Miss Football  
Individual Statistics  
All games

All Purpose

Player	g	rush	rcv	pr	kr	ir	total	avg/g
Quinshon Judkins	12	1052	135	0	0	0	1187	98.9
Ulysses Bentley IV	12	521	87	0	252	0	860	71.7
Tre Harris	11	0	851	0	0	0	851	77.4
Jordan Watkins	12	-9	741	107	0	0	839	69.9
Dayton Wade	12	25	769	3	0	0	797	66.4
Jaxson Dart	12	375	0	0	0	0	375	31.3
Caden Prieskorn	9	0	313	0	0	0	313	34.8
Matt Jones	11	79	-1	0	9	0	87	7.9
Cayden Lee	9	0	85	0	0	0	85	9.4
Ayden Williams	10	0	80	0	0	0	80	8.0
Michael Trigg	3	0	65	0	0	0	65	21.7
Kyirin Heath	7	0	60	0	0	0	60	8.6
Spencer Sanders	9	45	0	0	0	0	45	5.0
Deantre Prince	12	0	0	0	0	44	44	3.7
Trey Washington	12	0	0	0	0	44	44	3.7
Jam Griffin	11	39	0	0	1	0	40	3.6
Zakhari Franklin	4	0	38	0	0	0	38	9.5
Hudson Wolfe	5	0	36	0	0	0	36	7.2
Bralon Brown	4	0	33	0	0	0	33	8.3
Ashanti Cistrunk	12	0	0	0	1	28	29	2.4
Jalen Knox	11	-3	9	0	20	0	26	2.4
Fraser Masin	12	24	0	0	0	0	24	2.0
Daijahn Anthony	12	0	0	0	0	19	19	1.6
JJ Henry	3	0	11	0	0	0	11	3.7
John Saunders Jr.	12	0	0	0	0	10	10	0.8
Ladarius Tennison	12	0	0	0	7	0	7	0.6
Jayvontay Conner	3	0	7	0	0	0	7	2.3
J.J. Pegues	12	5	0	0	0	0	5	0.4
Team	12	-7	0	0	0	0	-7	-0.6
<b>Total</b>	<b>12</b>	<b>2146</b>	<b>3319</b>	<b>110</b>	<b>290</b>	<b>145</b>	<b>6010</b>	<b>500.8</b>
<b>Opponents</b>	<b>12</b>	<b>1823</b>	<b>2640</b>	<b>149</b>	<b>160</b>	<b>102</b>	<b>4874</b>	<b>406.2</b>





2023-24 Ole Miss Football  
Overall Defense Statistics  
All games

Team Defense

##	Player	gp	Tackles				Sacks	Pass defense			Fumbles		blkd	
			ua	a	tot	tfl/yds		no-yds	int-yds	brup	qbh	fr-yds	ff	kick
25	Trey Washington	12	37	38	75	2-11	.	3-44	2	.	1-0	1	.	.
36	Ashanti Cistrunk	12	29	39	68	3.5-13	2.5-12	1-28	.	1	.	.	.	.
5	John Saunders Jr.	12	36	25	61	2-9	.	3-10	5	1	.	.	.	.
3	Daijahn Anthony	12	25	33	58	2.5-14	.	2-19	7	.	.	1	.	.
11	Jeremiah Jean-Baptiste	12	21	30	51	3.5-8	0.5-1	.	1	1	.	.	.	.
23	Khari Coleman	12	32	16	48	3.5-30	2.5-29	.	1	4	.	1	.	.
15	Jared Ivey	12	15	26	41	9.5-52	5.5-36	.	.	4	1-26	.	.	.
2	Cedric Johnson	12	17	23	40	6.5-39	5.5-33	.	3	12	.	1	.	.
89	J.J. Pegues	12	17	23	40	8-38	3.5-23	.	2	2	.	.	.	.
4	Suntarine Perkins	12	16	20	36	5.5-33	3.5-28	.	1	1	.	.	.	.
6	Zamari Walton	12	21	15	36	3.5-13	.	2-0	6	.	.	1	.	.
13	Ladarius Tennison	12	24	12	36	3.5-13	1.5-8	.	.	3	.	.	.	.
7	Deantre Prince	12	22	12	34	5-9	1-1	1-44	5	.	.	1	.	.
51	Zxavian Harris	10	16	12	28	3.5-12	1-7	.	.	3	.	.	2	.
99	Isaac Ukwu	12	17	10	27	4.5-22	3.5-20	.	.	3	.	.	.	.
95	Akelo Stone	11	11	15	26	1.5-11	1.5-11	.	1	4	.	.	.	.
8	Monty Montgomery	11	9	13	22	2.5-4	.	.	.	3	.	.	.	.
14	Demarko Williams	9	15	4	19	.	.	.	1	.	.	.	.	.
97	Jamond Gordon	12	6	10	16	3-12	1.5-10	.	.	.	.	.	.	.
1	Isheem Young	7	7	7	14	1-2	.	.	1	.	.	.	.	.
32	Chris Graves	12	8	5	13	.	.	.	3	.	.	1	.	.
0	Joshua Harris	12	4	9	13	.	.	.	.	.	.	.	.	.
34	Tyler Banks	12	5	8	13	1-2	.	.	.	1	1-0	1	.	.
16	Teja Young	12	6	6	12	.	.	.	2	.	.	.	.	.
96	Jamarious Brown	4	5	5	10	1-5	.	.	.	.	.	.	.	.
90	Stephon Wynn Jr.	12	3	6	9	0.5-3	0.5-3	.	.	1	.	.	.	.
9	DeShawn Gaddie Jr.	12	5	4	9	.	.	.	3	.	.	.	.	.
27	Jalen Knox	11	2	2	4	.	.	.	.	.	.	.	.	.
29	Nick Cull	2	2	1	3	.	.	.	.	.	.	.	.	.
35	Reginald Hughes	4	1	2	3	.	.	.	.	1	1-0	.	.	.
22	Jarell Stinson	12	.	2	2	.	.	.	.	.	.	.	.	.
8	Jam Griffin	11	1	1	2	.	.	.	.	.	.	1	.	.
35	Fred McAfee	2	1	1	2	.	.	.	.	.	.	.	.	.
28	Jadon Canady	2	1	1	2	.	.	.	.	.	.	.	.	.
78	Jeremy James	12	1	.	1	.	.	.	.	.	.	.	.	.
73	Eli Acker	12	1	.	1	.	.	.	.	.	.	.	.	.
19	Dayton Wade	12	1	.	1	.	.	.	.	.	.	.	.	.
17	Richard O'Bryant	12	1	.	1	.	.	.	.	.	.	.	.	.
41	Caden Davis	12	.	1	1	.	.	.	.	.	.	.	.	.
49	Jared Lawrence	12	.	1	1	.	.	.	.	.	.	.	.	.
86	Caden Prieskorn	9	1	.	1	.	.	.	.	.	.	.	.	.



2023-24 Ole Miss Football  
Overall Defense Statistics  
All games

##	Player	gp	Tackles				Sacks	Pass defense			Fumbles		blkd	
			ua	a	tot	tfl/yds		no-yds	int-yds	brup	qbh	fr-yds	ff	kick
12	Fraser Masin	12	.	1	1	.	.	.	.	.	.	.	.	.
5	Zakhari Franklin	4	1	.	1	.	.	.	.	.	.	.	.	.
58	Demarcus Smith	2	.	1	1	.	.	.	.	.	.	.	.	.
92	Chamberlain Campbell	2	.	.	.	.	.	.	.	1	.	.	.	.
47	DeeJay Holmes Jr.	2	.	.	.	.	.	.	.	1	.	.	.	.
<b>Totals</b>		<b>12</b>	<b>443</b>	<b>440</b>	<b>883</b>	<b>77-355</b>	<b>34-222</b>	<b>12-145</b>	<b>44</b>	<b>47</b>	<b>4-26</b>	<b>9</b>	<b>2</b>	<b>0</b>
Opponents		12	427	478	905	82-284	26-173	6-102	35	44	1-0	5	3	0



2023-24 Ole Miss Football  
Team Game-by-Game  
All games

Date	Opponent	Rushing				Receiving				Passing				Kick Returns				Punt Returns				tot off		
		no.	yds	td	lg	no.	yds	td	lg	cmp	att	int	yds	td	lg	no.	yds	td	lg	no.	yds		td	lg
09/02/2023	Mercer	33	143	3	13	29	524	6	43	29	41	0	524	6	43	2	21	0	20	3	69	1	70	667
09/09/2023	at Tulane	35	89	1	20	18	274	2	43	18	28	1	274	2	43	2	41	0	25	1	3	0	3	363
09/16/2023	Georgia Tech	37	299	5	68	10	251	1	68	10	19	0	251	1	68	2	47	0	26	0	0	0	0	550
09/23/2023	at Alabama	29	56	1	14	21	245	0	40	21	36	1	245	0	40	2	26	0	16	0	0	0	0	301
09/30/2023	LSU	49	317	3	43	26	389	4	63	26	39	0	389	4	63	2	25	0	18	1	3	0	3	706
10/07/2023	Arkansas	45	196	2	34	16	153	1	26	16	25	0	153	1	26	0	0	0	0	2	11	0	13	349
10/21/2023	at Auburn	56	223	3	29	10	202	1	36	10	17	2	202	1	36	0	0	0	0	2	3	0	13	425
10/28/2023	Vanderbilt	40	177	3	40	20	254	1	48	20	29	1	254	1	48	1	21	0	21	1	19	0	19	431
11/04/2023	Texas A&M	33	131	3	18	24	387	2	40	24	33	0	387	2	40	4	83	0	34	1	0	0	0	518
11/11/2023	at Georgia	45	179	2	24	14	173	0	33	14	24	1	173	0	33	2	26	0	19	0	0	0	0	352
11/18/2023	ULM	37	125	1	20	28	371	4	58	28	36	0	371	4	58	1	0	0	0	1	2	0	2	496
11/23/2023	at Mississippi St.	49	211	1	20	14	96	1	26	14	26	0	96	1	26	0	0	0	0	0	0	0	0	307
<b>Ole Miss</b>		<b>488</b>	<b>2146</b>	<b>28</b>	<b>68</b>	<b>230</b>	<b>3319</b>	<b>23</b>	<b>68</b>	<b>230</b>	<b>353</b>	<b>6</b>	<b>3319</b>	<b>23</b>	<b>68</b>	<b>18</b>	<b>290</b>	<b>0</b>	<b>34</b>	<b>12</b>	<b>110</b>	<b>1</b>	<b>70</b>	<b>5465</b>
<b>Opponents</b>		<b>468</b>	<b>1823</b>	<b>19</b>	<b>75</b>	<b>232</b>	<b>2640</b>	<b>14</b>	<b>57</b>	<b>232</b>	<b>374</b>	<b>12</b>	<b>2640</b>	<b>14</b>	<b>57</b>	<b>11</b>	<b>160</b>	<b>0</b>	<b>27</b>	<b>15</b>	<b>149</b>	<b>0</b>	<b>40</b>	<b>4463</b>

Ole Miss Averages

Games	Avg/ rush	Avg/ catch	Pass effic	KR avg	PR avg	All purpose avg/game	Total offense avg/game
12	4.4	14.4	162.2	16.1	9.2	500.8	455.4

Date	Opponent	Tackles			Sacks no-yds	Fumble ff fr-yds	Pass Defense			blkd kick	PAT attempts			off										
		ua	a	total			tfl-yds	int-yds	qbh		brup	kick	rush	rcv	saf	t/o	pts							
09/02/2023	Mercer	37	34	71	11.0	53	4	31	1	2	0	1	19	6	4	0	10	10	0	0	0	17	73	
09/09/2023	at Tulane	54	18	72	6.0	45	4	41	1	1	26	1	44	3	7	0	4	4	0	0	0	3	37	
09/16/2023	Georgia Tech	41	56	97	7.0	24	2	5	1	0	0	0	0	7	4	1	6	6	0	0	0	0	48	
09/23/2023	at Alabama	38	38	76	9.0	44	4	29	0	0	0	0	1	0	0	0	1	1	0	0	0	0	10	
09/30/2023	LSU	37	38	75	4.0	19	3	15	1	1	0	0	0	4	5	0	5	5	1	0	0	7	55	
10/07/2023	Arkansas	23	54	77	10.0	44	5	33	1	0	0	0	2	38	6	4	0	3	3	0	0	7	27	
10/21/2023	at Auburn	37	16	53	9.0	41	3	16	0	0	0	0	2	0	1	2	0	4	4	0	0	0	28	
10/28/2023	Vanderbilt	31	38	69	7.0	47	5	37	1	0	0	0	2	35	4	5	0	3	3	0	0	3	33	
11/04/2023	Texas A&M	46	36	82	3.0	9	1	5	2	0	0	0	1	0	5	4	1	3	3	0	1	0	8	38
11/11/2023	at Georgia	36	16	52	0.0	0	0	0	0	0	0	0	1	0	0	1	0	2	2	0	0	0	17	
11/18/2023	ULM	39	34	73	7.0	20	2	9	1	0	0	0	1	9	7	5	0	5	5	0	0	0	35	
11/23/2023	at Mississippi St.	24	62	86	4.0	9	1	1	0	0	0	0	0	0	3	3	0	2	2	0	0	0	17	
<b>Ole Miss</b>		<b>443</b>	<b>440</b>	<b>883</b>	<b>77.0</b>	<b>355</b>	<b>34</b>	<b>222</b>	<b>9</b>	<b>4</b>	<b>26</b>	<b>12</b>	<b>145</b>	<b>47</b>	<b>44</b>	<b>2</b>	<b>48</b>	<b>48</b>	<b>1</b>	<b>1</b>	<b>0</b>	<b>45</b>	<b>418</b>	
<b>Opponents</b>		<b>427</b>	<b>478</b>	<b>905</b>	<b>82.0</b>	<b>284</b>	<b>26</b>	<b>173</b>	<b>5</b>	<b>1</b>	<b>0</b>	<b>6</b>	<b>102</b>	<b>44</b>	<b>35</b>	<b>3</b>	<b>32</b>	<b>32</b>	<b>1</b>	<b>0</b>	<b>0</b>	<b>15</b>	<b>268</b>	

Date	Opponent	Punting								Field Goals			Kickoffs						
		no.	yds	avg	long	blkd	tb	fc	50+	i20	md-att	long	blkd	no.	yds	avg	tb	ob	
09/02/2023	Mercer	1	49	49.0	49	0	0	0	0	0	1	1	31	0	12	772	64.3	9	0
09/09/2023	at Tulane	5	194	38.8	46	0	0	0	0	1	3	3	56	0	8	501	62.6	6	0
09/16/2023	Georgia Tech	1	41	41.0	41	0	0	1	0	0	2	3	47	1	9	563	62.6	6	1
09/23/2023	at Alabama	5	190	38.0	53	1	0	2	1	2	1	2	35	0	3	195	65.0	3	0
09/30/2023	LSU	2	83	41.5	42	0	0	2	0	0	2	2	48	0	10	646	64.6	8	0
10/07/2023	Arkansas	4	187	46.8	51	0	0	1	1	1	2	3	27	0	6	390	65.0	6	0
10/21/2023	at Auburn	5	193	38.6	54	0	0	0	1	1	0	0	0	0	5	325	65.0	5	0
10/28/2023	Vanderbilt	3	96	32.0	38	0	0	2	0	1	2	2	48	0	7	453	64.7	6	0
11/04/2023	Texas A&M	4	172	43.0	47	0	0	1	0	1	1	2	22	1	7	455	65.0	7	0
11/11/2023	at Georgia	4	184	46.0	48	0	0	2	0	0	1	1	29	0	4	257	64.3	3	0
11/18/2023	ULM	2	88	44.0	51	0	0	0	1	0	0	1	0	0	6	375	62.5	4	0
11/23/2023	at Mississippi St.	8	345	43.1	48	0	0	2	0	6	1	1	36	0	4	260	65.0	3	0
<b>Ole Miss</b>		<b>44</b>	<b>1822</b>	<b>41.4</b>	<b>54</b>	<b>1</b>	<b>0</b>	<b>13</b>	<b>4</b>	<b>13</b>	<b>16</b>	<b>21</b>	<b>56</b>	<b>2</b>	<b>81</b>	<b>5192</b>	<b>64.1</b>	<b>66</b>	<b>1</b>



2023-24 Ole Miss Football  
 Team Game-by-Game  
 All games

Date	Opponent	Punting									Field Goals			Kickoffs				
		no.	yds	avg	long	blkd	tb	fc	50+	i20	md-att	long	blkd	no.	yds	avg	tb	ob
<b>Opponents</b>		54	2286	42.3	66	0	3	18	8	11	10-15	56	2	53	3222	60.8	32	3



**2023-24 Ole Miss Football  
Opponents Game-by-Game  
All games**

Date	Opponent	Rushing				Receiving				Passing				Kick Returns				Punt Returns				tot off		
		no.	yds	td	lg	no.	yds	td	lg	cmp	att	int	yds	td	lg	no.	yds	td	lg	no.	yds		td	lg
09/02/2023	Mercer	37	93	1	75	17	142	0	20	17	31	1	142	0	20	3	60	0	27	1	40	0	40	235
09/09/2023	at Tulane	45	111	1	17	15	231	1	57	15	37	1	231	1	57	2	18	0	10	3	47	0	36	342
09/16/2023	Georgia Tech	47	167	1	15	28	307	2	51	28	42	0	307	2	51	1	16	0	16	0	0	0	0	474
09/23/2023	at Alabama	45	131	1	22	17	225	1	54	17	21	1	225	1	54	0	0	0	0	0	0	0	0	356
09/30/2023	LSU	37	223	3	55	27	414	4	42	27	38	0	414	4	42	2	33	0	18	0	0	0	0	637
10/07/2023	Arkansas	29	36	0	16	25	250	2	34	25	39	2	250	2	34	0	0	0	0	1	2	0	2	286
10/21/2023	at Auburn	39	153	2	53	12	122	1	47	12	17	2	122	1	47	0	0	0	0	3	14	0	9	275
10/28/2023	Vanderbilt	44	169	1	21	8	60	0	28	8	20	2	60	0	28	1	18	0	18	0	0	0	0	229
11/04/2023	Texas A&M	36	152	3	13	31	305	1	28	31	42	1	305	1	28	0	0	0	0	2	4	0	2	457
11/11/2023	at Georgia	35	300	5	51	19	311	2	44	19	26	1	311	2	44	0	0	0	0	1	8	0	8	611
11/18/2023	ULM	46	192	0	17	8	66	0	21	8	22	1	66	0	21	1	0	0	0	1	10	0	10	258
11/23/2023	at Mississippi St.	28	96	1	17	25	207	0	26	25	39	0	207	0	26	1	15	0	15	3	24	0	21	303
<b>Opponents</b>		<b>468</b>	<b>1823</b>	<b>19</b>	<b>75</b>	<b>232</b>	<b>2640</b>	<b>14</b>	<b>57</b>	<b>232</b>	<b>374</b>	<b>12</b>	<b>2640</b>	<b>14</b>	<b>57</b>	<b>11</b>	<b>160</b>	<b>0</b>	<b>27</b>	<b>15</b>	<b>149</b>	<b>0</b>	<b>40</b>	<b>4463</b>
<b>Ole Miss</b>		<b>488</b>	<b>2146</b>	<b>28</b>	<b>68</b>	<b>230</b>	<b>3319</b>	<b>23</b>	<b>68</b>	<b>230</b>	<b>353</b>	<b>6</b>	<b>3319</b>	<b>23</b>	<b>68</b>	<b>18</b>	<b>290</b>	<b>0</b>	<b>34</b>	<b>12</b>	<b>110</b>	<b>1</b>	<b>70</b>	<b>5465</b>

**Opponents Averages**

Games	Avg/ rush	Avg/ catch	Pass effic	KR avg	PR avg	All purpose avg/game	Total offense avg/game
12	3.9	11.4	127.3	14.5	9.9	406.2	371.9

Date	Opponent	Tackles			Sacks	Fumble		Pass Defense			blkd kick	PAT attempts			off			
		ua	a	total		tfl-yds	no-yds	ff	fr-yds	int-yds		qbh	brup	kick	rush	rcv	saf	t/o
09/02/2023	Mercer	38	34	72	6.0-9	0-0	1	1-0	0-0	2	1	0	1-1	0	0	0	0	7
09/09/2023	at Tulane	43	20	63	8.0-26	4-17	0	0-0	1-2	3	3	0	2-2	0	0	0	0	20
09/16/2023	Georgia Tech	20	42	62	3.0-4	1-1	0	0-0	0-0	2	5	1	2-2	0	0	0	0	23
09/23/2023	at Alabama	40	22	62	10.0-48	5-32	2	0-0	1-37	8	4	1	1-1	1	0	0	8	24
09/30/2023	LSU	40	54	94	6.0-8	0-0	0	0-0	0-0	4	6	0	7-7	0	0	0	0	49
10/07/2023	Arkansas	29	50	79	8.0-35	2-16	0	0-0	0-0	6	4	0	2-2	0	0	0	0	20
10/21/2023	at Auburn	43	30	73	8.0-33	4-27	0	0-0	2-41	2	3	0	3-3	0	0	0	7	21
10/28/2023	Vanderbilt	41	34	75	8.0-47	3-38	1	0-0	1-22	3	1	0	1-1	0	0	0	0	7
11/04/2023	Texas A&M	36	40	76	6.0-15	1-5	0	0-0	0-0	5	1	1	5-5	0	0	0	0	35
11/11/2023	at Georgia	40	34	74	5.0-20	2-17	0	0-0	1-0	0	1	0	7-7	0	0	0	0	52
11/18/2023	ULM	44	26	70	11.0-25	3-11	1	0-0	0-0	6	2	0	0-0	0	0	0	0	3
11/23/2023	at Mississippi St.	13	92	105	3.0-14	1-9	0	0-0	0-0	3	4	0	1-1	0	0	0	0	7
<b>Opponents</b>		<b>427</b>	<b>478</b>	<b>905</b>	<b>82.0-284</b>	<b>26-173</b>	<b>5</b>	<b>1-0</b>	<b>6-102</b>	<b>44</b>	<b>35</b>	<b>3</b>	<b>32-32</b>	<b>1</b>	<b>0</b>	<b>0</b>	<b>15</b>	<b>268</b>
<b>Ole Miss</b>		<b>443</b>	<b>440</b>	<b>883</b>	<b>77.0-355</b>	<b>34-222</b>	<b>9</b>	<b>4-26</b>	<b>12-145</b>	<b>47</b>	<b>44</b>	<b>2</b>	<b>48-48</b>	<b>1</b>	<b>1</b>	<b>0</b>	<b>45</b>	<b>418</b>

Date	Opponent	Punting								Field Goals			Kickoffs					
		no.	yds	avg	long	blkd	tb	fc	50+	i20	md-att	long	blkd	no.	yds	avg	tb	ob
09/02/2023	Mercer	7	256	36.6	45	0	0	0	0	1	0-0	0	0	2	92	46.0	0	0
09/09/2023	at Tulane	4	165	41.3	49	0	0	1	0	0	2-2	44	0	5	268	53.6	2	1
09/16/2023	Georgia Tech	2	78	39.0	40	0	0	0	0	0	1-2	22	1	4	254	63.5	2	0
09/23/2023	at Alabama	3	145	48.3	56	0	0	3	1	0	3-3	48	0	6	371	61.8	2	2
09/30/2023	LSU	3	130	43.3	49	0	0	1	0	1	0-1	0	0	8	473	59.1	6	0
10/07/2023	Arkansas	5	223	44.6	56	0	1	0	2	0	2-2	56	0	5	325	65.0	5	0
10/21/2023	at Auburn	7	334	47.7	66	0	2	3	2	1	0-0	0	0	3	195	65.0	3	0
10/28/2023	Vanderbilt	4	206	51.5	64	0	0	1	2	2	0-0	0	0	2	130	65.0	1	0
11/04/2023	Texas A&M	4	161	40.3	46	0	0	1	0	2	0-1	0	1	6	381	63.5	2	0
11/11/2023	at Georgia	1	41	41.0	41	0	0	1	0	0	1-1	27	0	9	574	63.8	7	0
11/18/2023	ULM	6	221	36.8	46	0	0	1	0	2	1-1	26	0	1	29	29.0	0	0
11/23/2023	at Mississippi St.	8	326	40.8	50	0	0	6	1	2	0-2	0	0	2	130	65.0	2	0
<b>Opponents</b>		<b>54</b>	<b>2286</b>	<b>42.3</b>	<b>66</b>	<b>0</b>	<b>3</b>	<b>18</b>	<b>8</b>	<b>11</b>	<b>10-15</b>	<b>56</b>	<b>2</b>	<b>53</b>	<b>3222</b>	<b>60.8</b>	<b>32</b>	<b>3</b>



2023-24 Ole Miss Football  
Opponents Game-by-Game  
All games

Date	Opponent	Punting										Field Goals			Kickoffs				
		no.	yds	avg	long	blkd	tb	fc	50+	i20	md-att	long	blkd	no.	yds	avg	tb	ob	
Ole Miss		44	1822	41.4	54	1	0	13	4	13	16-21	56	2	81	5192	64.1	66	1	



**2023-24 Ole Miss Football  
Games Played  
All games**

##	Player	GP-GS	Mercer	Tulane	GaTech	Bama	LSU	Ark	AUB	Vandy	TA&M	UGa	ULM	MSU
0	Joshua Harris	12/1	XXX	XXX	XXX	XXX	XXX	XXX	START	XXX	XXX	XXX	XXX	XXX
0	Michael Trigg	3/0	XXX	XXX	XXX	...	...	...	...	...	...	...	...	...
1	Isheem Young	7/0	XXX	XXX	XXX	XXX	XXX	XXX	XXX	...	...	...	...	...
1	Ayden Williams	10/1	XXX	XXX	START	XXX	...	XXX	XXX	XXX	XXX	XXX	XXX	...
2	Cedric Johnson	12/10	START	START	START	XXX	START	START	XXX	START	START	START	START	START
2	Jaxson Dart	12/12	START	START	START	START	START	START	START	START	START	START	START	START
3	Daijahn Anthony	12/9	XXX	START	START	XXX	START	START	XXX	START	START	START	START	START
3	Spencer Sanders	9/0	XXX	XXX	XXX	XXX	...	...	...	XXX	XXX	XXX	XXX	XXX
4	Quinshon Judkins	12/12	START	START	START	START	START	START	START	START	START	START	START	START
4	Suntarine Perkins	12/2	XXX	XXX	XXX	START	XXX	XXX	START	XXX	XXX	XXX	XXX	XXX
5	Zakhari Franklin	4/2	...	...	...	START	XXX	...	START	...	XXX	...	...	...
5	John Saunders Jr.	12/12	START	START	START	START	START	START	START	START	START	START	START	START
6	Zamari Walton	12/11	START	START	START	START	START	START	START	START	START	XXX	START	START
7	Deantre Prince	12/12	START	START	START	START	START	START	START	START	START	START	START	START
7	Walker Howard	2/0	XXX	...	...	...	...	...	...	...	XXX	...	...	...
8	Jam Griffin	11/0	XXX	XXX	XXX	XXX	...	XXX	XXX	XXX	XXX	XXX	XXX	XXX
8	Monty Montgomery	11/1	START	XXX	XXX	XXX	XXX	XXX	XXX	XXX	XXX	XXX	XXX	...
9	Tre Harris	11/10	START	START	...	XXX	START	START	START	START	START	START	START	START
9	DeShawn Gaddie Jr.	12/0	XXX	XXX	XXX	XXX	XXX	XXX	XXX	XXX	XXX	XXX	XXX	XXX
11	Jeremiah Jean-Baptiste	12/10	START	START	START	START	START	START	START	START	START	START	XXX	XXX
11	Jordan Watkins	12/11	START	START	START	START	START	START	XXX	START	START	START	START	START
12	Bralon Brown	4/0	XXX	...	...	...	...	...	XXX	...	...	XXX	XXX	...
12	Fraser Masin	12/0	XXX	XXX	XXX	XXX	XXX	XXX	XXX	XXX	XXX	XXX	XXX	XXX
13	Ladarius Tennison	12/2	XXX	XXX	XXX	XXX	XXX	XXX	XXX	XXX	XXX	XXX	START	START
13	Austin Simmons	0/0	...	...	...	...	...	...	...	...	...	...	...	...
14	Demarko Williams	9/0	XXX	XXX	XXX	XXX	XXX	XXX	XXX	...	...	XXX	XXX	...
14	Deljay Bailey	0/0	...	...	...	...	...	...	...	...	...	...	...	...
15	Jared Ivey	12/11	START	START	START	START	START	START	XXX	START	START	START	START	START
15	JJ Henry	3/0	XXX	...	XXX	XXX	...	...	...	...	...	...	...	...
16	Teja Young	12/0	XXX	XXX	XXX	XXX	XXX	XXX	XXX	XXX	XXX	XXX	XXX	XXX
16	Braden Waterman	0/0	...	...	...	...	...	...	...	...	...	...	...	...
17	Richard O'Bryant	12/0	XXX	XXX	XXX	XXX	XXX	XXX	XXX	XXX	XXX	XXX	XXX	XXX
17	Davin Wydner	0/0	...	...	...	...	...	...	...	...	...	...	...	...
19	Dayton Wade	12/12	START	START	START	START	START	START	START	START	START	START	START	START
20	Joshua Aka	7/0	XXX	XXX	XXX	...	XXX	XXX	...	XXX	...	...	XXX	...
21	Daniel Demery	1/0	XXX	...	...	...	...	...	...	...	...	...	...	...
21	Kedrick Reescano	10/0	XXX	XXX	XXX	...	XXX	XXX	XXX	XXX	XXX	XXX	XXX	...
22	Jarell Stinson	12/0	XXX	XXX	XXX	XXX	XXX	XXX	XXX	XXX	XXX	XXX	XXX	XXX
23	Khari Coleman	12/11	XXX	START	START	START	START	START	START	START	START	START	START	START
23	Drew Burnett	2/0	...	...	...	...	...	...	...	XXX	...	...	XXX	...
24	Ulysses Bentley IV	12/0	XXX	XXX	XXX	XXX	XXX	XXX	XXX	XXX	XXX	XXX	XXX	XXX
25	Trey Washington	12/12	START	START	START	START	START	START	START	START	START	START	START	START
26	Taylor Groves	0/0	...	...	...	...	...	...	...	...	...	...	...	...
27	Jalen Knox	11/0	XXX	XXX	XXX	...	XXX	XXX	XXX	XXX	XXX	XXX	XXX	XXX
28	Jadon Canady	2/0	...	...	...	XXX	...	...	...	...	...	...	XXX	...
28	Lex Boucvalt	1/0	...	...	...	...	...	...	...	...	...	...	XXX	...
29	Rayf Vinson	11/0	XXX	XXX	XXX	XXX	XXX	XXX	XXX	XXX	XXX	...	XXX	XXX
29	Nick Cull	2/0	XXX	...	XXX	...	...	...	...	...	...	...	...	...
30	Trip White	5/0	XXX	...	...	...	...	...	...	XXX	XXX	XXX	XXX	...
31	Calvin Wilson	1/0	...	...	...	...	...	...	...	...	...	...	XXX	...
31	Torian Kelly	0/0	...	...	...	...	...	...	...	...	...	...	...	...
32	Chris Graves	12/1	XXX	XXX	XXX	XXX	XXX	XXX	XXX	XXX	XXX	START	XXX	XXX
33	Mac Owen	1/0	...	...	...	...	...	...	...	...	...	...	XXX	...
33	Antione Johnson	1/0	XXX	...	...	...	...	...	...	...	...	...	...	...
34	Tyler Banks	12/0	XXX	XXX	XXX	XXX	XXX	XXX	XXX	XXX	XXX	XXX	XXX	XXX
35	Fred McAfee	2/0	...	...	...	...	...	...	...	...	...	...	XXX	XXX
35	Reginald Hughes	4/0	XXX	XXX	XXX	XXX	...	...	...	...	...	...	...	...
36	Ashanti Cistrunk	12/0	XXX	XXX	XXX	XXX	XXX	XXX	XXX	XXX	XXX	XXX	XXX	XXX
37	Austin Acton	0/0	...	...	...	...	...	...	...	...	...	...	...	...
37	AJ Brown	12/0	XXX	XXX	XXX	XXX	XXX	XXX	XXX	XXX	XXX	XXX	XXX	XXX



**2023-24 Ole Miss Football  
Games Played  
All games**

##	Player	GP-GS	Mercer	Tulane	GaTech	Bama	LSU	Ark	AUB	Vandy	TA&M	UGa	ULM	MSU
39	Joshua Pfeifer	2/0	...	...	...	...	...	...	...	XXX	...	...	XXX	...
39	Skielar Mann	0/0	...	...	...	...	...	...	...	...	...	...	...	...
40	Matt Jones	11/0	XXX	XXX	XXX	XXX	XXX	XXX	XXX	XXX	XXX	XXX	XXX	...
40	Zach Johansen	0/0	...	...	...	...	...	...	...	...	...	...	...	...
41	Caden Davis	12/0	XXX	XXX	XXX	XXX	XXX	XXX	XXX	XXX	XXX	XXX	XXX	XXX
41	John Ross Ashley	0/0	...	...	...	...	...	...	...	...	...	...	...	...
42	Jason Albritton	2/0	...	...	...	...	...	...	...	...	...	...	XXX	XXX
42	Dylan Davis	0/0	...	...	...	...	...	...	...	...	...	...	...	...
43	Caden Costa	3/0	XXX	...	...	...	...	...	...	...	...	...	XXX	XXX
43	Jack Damron	0/0	...	...	...	...	...	...	...	...	...	...	...	...
44	Nyseer Fullwood-Theodore	0/0	...	...	...	...	...	...	...	...	...	...	...	...
44	Ali Scott	0/0	...	...	...	...	...	...	...	...	...	...	...	...
45	Jackson Jones	0/0	...	...	...	...	...	...	...	...	...	...	...	...
46	Harrison Craig	0/0	...	...	...	...	...	...	...	...	...	...	...	...
46	Salathiel Hemphill	6/0	XXX	XXX	XXX	...	XXX	...	...	XXX	...	...	XXX	...
47	Deejay Holmes Jr.	2/0	XXX	...	...	...	...	...	...	...	...	...	XXX	...
47	Wyatt Smalley	0/0	...	...	...	...	...	...	...	...	...	...	...	...
48	Charlie Pollock	12/0	XXX	XXX	XXX	XXX	XXX	XXX	XXX	XXX	XXX	XXX	XXX	XXX
48	Mark Trigg Jr.	0/0	...	...	...	...	...	...	...	...	...	...	...	...
49	Jared Lawrence	12/0	XXX	XXX	XXX	XXX	XXX	XXX	XXX	XXX	XXX	XXX	XXX	XXX
49	Daniel Newman	1/0	XXX	...	...	...	...	...	...	...	...	...	...	...
50	Tres Harris III	0/0	...	...	...	...	...	...	...	...	...	...	...	...
51	Zxavian Harris	10/6	XXX	XXX	XXX	XXX	START	START	...	...	START	START	START	START
52	Christian Britt	0/0	...	...	...	...	...	...	...	...	...	...	...	...
53	Cephas Pettis	1/0	XXX	...	...	...	...	...	...	...	...	...	...	...
54	Caleb Warren	12/12	START	START	START	START	START	START	START	START	START	START	START	START
55	Preston Cushman	4/0	XXX	XXX	...	...	...	...	...	...	...	XXX	XXX	...
56	Reece McIntyre	12/2	XXX	XXX	XXX	XXX	XXX	XXX	XXX	XXX	XXX	XXX	START	START
57	Micah Pettus	9/9	START	START	START	START	START	START	START	START	START	...	...	...
58	Demarcus Smith	2/0	XXX	...	XXX	...	...	...	...	...	...	...	...	...
59	Mana Taimani	11/0	...	XXX	XXX	XXX	XXX	XXX	XXX	XXX	XXX	XXX	XXX	XXX
61	Lane Hewett	0/0	...	...	...	...	...	...	...	...	...	...	...	...
62	Brycen Sanders	2/0	XXX	...	...	...	...	...	...	...	...	...	XXX	...
64	Ethan Morris	0/0	...	...	...	...	...	...	...	...	...	...	...	...
65	Alec Grijalva	0/0	...	...	...	...	...	...	...	...	...	...	...	...
66	Cedrick Nicely	1/0	XXX	...	...	...	...	...	...	...	...	...	...	...
67	Quincy McGee	12/12	START	START	START	START	START	START	START	START	START	START	START	START
68	Jack Mills	0/0	...	...	...	...	...	...	...	...	...	...	...	...
71	Jayden Williams	10/1	XXX	XXX	XXX	XXX	XXX	XXX	XXX	XXX	XXX	START	...	...
72	Ethan Fields	0/0	...	...	...	...	...	...	...	...	...	...	...	...
73	Eli Acker	12/0	XXX	XXX	XXX	XXX	XXX	XXX	XXX	XXX	XXX	XXX	XXX	XXX
76	Cedric Melton	3/0	XXX	XXX	...	...	...	...	...	...	...	...	XXX	...
77	Cam East	2/0	XXX	...	...	...	...	...	...	...	...	...	XXX	...
78	Jeremy James	12/12	START	START	START	START	START	START	START	START	START	START	START	START
79	Victor Curne	12/12	START	START	START	START	START	START	START	START	START	START	START	START
80	Jayvontay Conner	3/0	XXX	...	XXX	...	...	...	...	...	...	...	XXX	...
82	Larry Simmons	0/0	...	...	...	...	...	...	...	...	...	...	...	...
83	Cayden Lee	9/0	XXX	...	XXX	XXX	XXX	...	XXX	XXX	...	XXX	XXX	XXX
84	Qua Davis	0/0	...	...	...	...	...	...	...	...	...	...	...	...
85	Jeremiah Dillon	0/0	...	...	...	...	...	...	...	...	...	...	...	...
86	Caden Prieskorn	9/9	...	...	...	START	START	START	START	START	START	START	START	START
87	Hudson Wolfe	5/0	XXX	...	...	...	...	...	XXX	XXX	XXX	XXX	...	...
88	Kyrin Heath	7/3	START	START	START	XXX	XXX	XXX	...	...	...	...	...	XXX
89	J.J. Pegues	12/11	START	START	START	START	START	START	XXX	START	START	START	START	START
90	Stephon Wynn Jr.	12/4	START	START	XXX	START	XXX	XXX	START	XXX	XXX	XXX	XXX	XXX
91	Myles Saulsberry	1/0	XXX	...	...	...	...	...	...	...	...	...	...	...
92	Chamberlain Campbell	2/0	XXX	...	...	...	...	...	...	...	...	...	XXX	...
93	Carter Short	2/0	XXX	...	...	...	...	...	...	...	...	...	XXX	...
94	Tavion Prather	0/0	...	...	...	...	...	...	...	...	...	...	...	...
94	Christian Schanefelt	0/0	...	...	...	...	...	...	...	...	...	...	...	...





**2023-24 Ole Miss Football  
Games Played  
All games**

##	Player	GP-GS	Mercer	Tulane	GaTech	Bama	LSU	Ark	AUB	Vandy	TA&M	UGa	ULM	MSU
95	Akelo Stone	11/1	XXX	XXX	XXX	XXX	XXX	XXX	XXX	START	...	XXX	XXX	XXX
96	Jamarius Brown	4/0	XXX	...	XXX	...	...	...	...	XXX	...	...	XXX	...
97	Jamond Gordon	12/1	XXX	XXX	XXX	XXX	XXX	XXX	START	XXX	XXX	XXX	XXX	XXX
98	Jaden Dicks	0/0	...	...	...	...	...	...	...	...	...	...	...	...
99	Isaac Ukwu	12/4	START	XXX	START	START	XXX	XXX	START	XXX	XXX	XXX	XXX	XXX

# CHICK-FIL-A PEACH BOWL: VS. PENN STATE

## TEAM GAME-BY-GAME STATISTICS

Total Offense		MERCER	TUL	GT	UA	LSU	AR	AU	VU	TAMU	UGA	ULM	MSU	PSU
Yards	OM	667	363	550	301	706	349	425	431	518	352	498	307	
	Opp	235	343	474	356	637	250	275	229	457	611	258	303	
Total Plays	OM	74	63	56	65	88	70	73	69	66	69	73	75	
	Opp	68	82	89	66	75	68	56	64	78	61	68	67	
Avg/Play	OM	9.0	5.8	9.8	4.6	8.0	6.1	5.8	6.3	7.8	5.1	6.8	4.1	
	Opp	3.5	4.2	5.3	5.4	8.5	6.4	4.9	3.6	5.9	10.0	3.8	4.5	
Rushing Yards	OM	143	89	299	56	317	196	223	177	131	179	127	211	
	Opp	93	111	167	131	223	36	153	169	152	300	192	96	
Carries	OM	33	35	37	29	49	45	56	40	33	45	37	49	
	Opp	37	45	47	45	37	29	39	44	36	35	46	28	
TDs	OM	3	1	5	1	3	2	3	3	3	2	1	1	
	Opp	1	1	1	1	3	0	2	1	3	5	0	1	
Passing Yards	OM	524	274	251	245	389	153	202	254	387	173	371	96	
	Opp	142	231	307	225	414	250	122	60	305	311	66	207	
Attempts	OM	41	28	19	36	39	25	17	29	33	24	36	26	
	Opp	31	37	42	21	38	39	17	20	42	26	22	39	
Completions	OM	29	18	10	21	26	16	10	20	24	14	28	14	
	Opp	17	15	28	17	27	25	12	8	31	19	8	39	
Comp. %	OM	70.7%	64.3%	52.6%	36.2%	66.7%	64.0%	58.8%	69.0%	72.7%	58.3%	77.8%	53.8%	
	Opp	54.8%	40.5%	66.6%	43.6%	71.1%	64.1%	70.6%	40.0%	73.8%	73.1%	36.4%	64.1%	
TDs	OM	6	2	1	0	4	1	1	1	2	0	4	1	
	Opp	0	1	2	1	4	2	1	0	1	2	0	0	
Intercepted	OM	0	1	0	1	0	0	2	1	0	1	0	0	
	Opp	1	1	0	1	0	2	2	2	1	1	1	0	
First Downs	OM	32	18	19	17	32	21	21	22	26	18	27	22	
	Opp	15	19	26	20	34	17	10	13	30	25	19	16	
Rushing	OM	11	6	11	4	16	11	11	11	7	11	8	15	
	Opp	6	7	10	9	11	5	6	10	11	11	10	4	
Passing	OM	20	12	8	12	16	7	7	11	16	6	15	5	
	Opp	7	10	16	9	20	11	3	1	17	12	5	11	
Penalty	OM	1	0	0	1	0	3	3	0	3	1	4	2	
	Opp	2	2	0	2	3	1	1	2	2	2	4	1	
Time of Possession	OM	22:33	25:15	20:43	25:37	30:43	27:28	34:05	27:01	24:23	29:03	25:56	31:57	
	Opp	35:17	34:45	39:17	34:23	29:17	32:32	25:55	32:59	35:37	30:57	34:04	28:03	
Third Down	OM	8-11	1-13	5-10	3-14	9-16	4-14	2-11	5-13	4-11	6-15	7-14	4-16	
	Opp	3-14	9-22	11-20	6-13	5-10	7-16	4-14	3-15	5-11	5-8	5-15	4-16	
Fourth Down	OM	1-1	3-3	1-2	3-4	2-3	2-3	2-4	2-3	1-1	2-4	1-3	2-2	
	Opp	1-2	2-5	2-5	0-0	0-0	1-1	2-3	1-5	1-1	0-0	0-3	1-2	
Punting	OM	1-49	5-194	1-41	5-190	2-83	4-187	1-13	3-96	4-172	4-184	2-88	8-345	
	Opp	7-256	4-165	2-79	3-145	3-130	5-223	3-14	4-206	4-161	1-41	6-221	8-326	
Fumbles-Lost	OM	1-1	0-0	0-0	2-0	0-0	1-0	3-0	1-0	0-0	0-0	2-0	0-0	
	Opp	3-2	2-1	0-0	1-0	1-1	2-0	0-0	1-0	2-0	0-0	2-0	0-0	
Penalties	OM	7-65	5-51	5-40	8-69	11-121	5-44	11-66	6-46	8-61	9-68	8-81	6-30	
	Opp	7-50	2-10	0-0	6-60	6-35	10-70	7-57	4-40	9-73	5-55	7-65	4-56	
Sacks By-Yards	OM	4.0-31	4.0-41	2.0-5	4.0-29	3.0-15	5-33	3-16	5-37	1-5	0-0	2-9	1-1	
	Opp	0-0	4.0-17	1.0-1	5.0-32	0-0	2-16	4-27	3-38	1-5	2-17	3-11	1-9	
Tackles for Loss	OM	11.0-53	6.0-45	7.0-24	9.0-44	4.0-19	10-44	9-41	7-47	3-9	0-0	7-20	4-9	
	Opp	6.0-9	8.0-26	3.0-4	10.0-48	6.0-8	8-35	8-33	8-47	6-15	4-20	11-25	3-14	

## STARTING LINEUPS

Offense	WR	WR	WR	LT	LG	C	RG	RT	TE/WR	QB	RB
Mercer	T. Harris	Wade	Watkins	Curne	McGee	Warren	James	Pettus	Heath (TE)	Dart	Judkins
Tulane	T. Harris	Wade	Watkins	Curne	McGee	Warren	James	Pettus	Heath (TE)	Dart	Judkins
Georgia Tech	Williams	Wade	Watkins	Curne	McGee	Warren	James	Pettus	Heath (WR)	Dart	Judkins
Alabama	Franklin	Wade	Watkins	Curne	McGee	Warren	James	Pettus	Prieskorn (TE)	Dart	Judkins
LSU	T. Harris	Wade	Watkins	Curne	McGee	Warren	James	Pettus	Prieskorn (WR)	Dart	Judkins
Arkansas	T. Harris	Wade	Watkins	Curne	McGee	Warren	James	Pettus	Prieskorn (WR)	Dart	Judkins
Auburn	T. Harris	Wade	Franklin	Curne	McGee	Warren	James	Pettus	Prieskorn (TE)	Dart	Judkins
Vanderbilt	T. Harris	Wade	Watkins	Curne	McGee	Warren	James	Pettus	Prieskorn (WR)	Dart	Judkins
Texas A&M	T. Harris	Wade	Watkins	Curne	McGee	Warren	James	Pettus	Prieskorn (TE)	Dart	Judkins
Georgia	T. Harris	Wade	Watkins	J. Williams	McGee	Warren	James	Curne	Prieskorn (TE)	Dart	Judkins
ULM	T. Harris	Wade	Watkins	Curne	McGee	McIntyre	Warren	James	Prieskorn (TE)	Dart	Judkins
Mississippi State	T. Harris	Wade	Watkins	Curne	McGee	Warren	McIntyre	James	Prieskorn (WR)	Dart	Judkins
Penn State											
Defense	DE	NT/DT	DE/DT	DE/OLB	OLB/MLB	MLB	MLB/NICKEL	SS	FS	CB	CB
Mercer	Pegues	Wynn Jr. (NT)	Ivey (DE)	C. Johnson (OLB)	Ukwu (OLB)	Jean-Baptiste	Montgomery (MLB)	Saunders Jr.	Washington	Walton	Prince
Tulane	Pegues	Wynn Jr. (NT)	Ivey (DE)	C. Johnson (OLB)	Coleman (OLB)	Jean-Baptiste	Saunders Jr. (NB)	Anthony	Washington	Walton	Prince
Georgia Tech	Ukwu	Pegues (DT)	Ivey (DT)	C. Johnson (DE)	Coleman (MLB)	Jean-Baptiste	Anthony (NB)	Saunders Jr.	Washington	Walton	Prince
Alabama	Pegues	Wynn Jr. (NT)	Ivey (DE)	Ukwu (OLB)	Perkins (OLB)	Jean-Baptiste	Coleman (MLB)	Saunders Jr.	Washington	Walton	Prince
LSU	Ivey	Pegues (DT)	Z. Harris (DT)	C. Johnson (DE)	Coleman (MLB)	Jean-Baptiste	Anthony (NB)	Saunders Jr.	Washington	Walton	Prince
Arkansas	Ivey	Pegues (DT)	Z. Harris (DT)	C. Johnson (DE)	Coleman (MLB)	Jean-Baptiste	Saunders Jr. (NB)	Anthony	Washington	Walton	Prince
Auburn	Wynn Jr.	J. Harris (NT)	Gordon (DE)	Ukwu (OLB)	Perkins (OLB)	Jean-Baptiste	Coleman (MLB)	Saunders Jr.	Washington	Walton	Prince
Vanderbilt	Ivey	Pegues (DT)	Stone (DT)	C. Johnson (DE)	Coleman (MLB)	Jean-Baptiste	Anthony (NB)	Saunders Jr.	Washington	Walton	Prince
Texas A&M	Ivey	Pegues (DT)	Z. Harris (DT)	C. Johnson (DE)	Coleman (MLB)	Jean-Baptiste	Anthony (NB)	Saunders Jr.	Washington	Walton	Prince
Georgia	Ivey	Pegues (DT)	Z. Harris (DT)	C. Johnson (DE)	Coleman (MLB)	Jean-Baptiste	Anthony (NB)	Saunders Jr.	Washington	Graves	Prince
ULM	Ivey	Pegues (DT)	Z. Harris (DT)	C. Johnson (DE)	Coleman (MLB)	Tennison	Saunders Jr. (NB)	Anthony	Washington	Walton	Prince
Mississippi State	Ivey	Pegues (DT)	Z. Harris (DT)	C. Johnson (DE)	Coleman (MLB)	Tennison	Saunders Jr. (NB)	Anthony	Washington	Walton	Prince
Penn State											



INDIVIDUAL GAME-BY-GAME RUSHING

No.	Player	Att-Yds-TD	MERCER	TUL	GT	UA	LSU	AR	AU	VU	TAMU	UGA	ULM	MSU	PSU
4	Judkins	209-933-14	13-60-2	18-48-1	13-37-1	13-56-0	33-177-1	18-65-1	21-124-1	17-124-2	23-102-3	22-75-2	18-65-0	28-119-1	
2	Dart	103-347-7	4-36-0	14-41-0	14-136-2	12-6-1	7-50-1	12-33-0	14-44-2	8--20-1	3-8	8-20-0	7--7-0	8-30-0	
24	Bentley	82-458-4	4-40-0	2-0-0	6-61-1	1-3-0	9-90-1	13-94-1	17-52-0	7-42-0	6-19	6-23	9-47-1	10-63-0	
40	Jones	12-79-2	4-13-1	1-0-0	1-36-1	0-0-0	0-0-0	0-0-0	0-0-0	3-13-0	0-0-0	2-12-0	1-5-0	0-0-0	
3	Sanders	11-45-0	1--1-0	0-0-0	1-14-0	0-0-0	DNP	DNP	DNP	2--2-0	0-0-0	5-21-0	1-11-0	0-0-0	
19	Wade	7-25-0	0-0-0	0-0-0	2-15-0	2-0-0	0-0-0	1-5-0	2-5-0	0-0-0	0-0-0	0-0-0	0-0-0	0-0-0	
8	Griffin	7-39-0	2-5-1	0-0-0	0-0-0	0-0-0	DNP	DNP	0-0-0	2-20-0	0-0-0	1-4-0	1-6-0	0-0-0	
27	Knox	1--3-0	1--3-0	0-0-0	0-0-0	DNP	0-0-0	0-0-0	0-0-0	0-0-0	0-0-0	0-0-0	0-0-0	0-0-0	
11	Watkins	1--9-0	0-0-0	0-0-0	0-0-0	1--9-0	0-0-0	0-0-0	0-0-0	0-0-0	0-0-0	0-0-0	0-0-0	0-0-0	
89	Pegues	2-2-0	0-0-0	0-0-0	0-0-0	0-0-0	0-0-0	0-0-0	0-0-0	1-0-0	1-2-0	0-0-0	0-0-0	1-3-0	
12	Masin	1-24-0	0-0-0	0-0-0	0-0-0	0-0-0	0-0-0	0-0-0	0-0-0	0-0-0	0-0-0	1-24-0	0-0-0	0-0-0	
	<b>TOTAL</b>	<b>439-1971-27</b>	<b>33-143-3</b>	<b>35-89-1</b>	<b>37-299-5</b>	<b>29-56-1</b>	<b>49-317-3</b>	<b>45-196-2</b>	<b>56-223-3</b>	<b>40-177-3</b>	<b>33-131-3</b>	<b>45-175-2</b>	<b>37-161-1</b>	<b>49-211-1</b>	
	<b>OPP.</b>	<b>440-1742-18</b>	<b>37-93-1</b>	<b>45-111-1</b>	<b>47-167-1</b>	<b>45-131-1</b>	<b>37-223-3</b>	<b>29-36-0</b>	<b>39-153-2</b>	<b>44-169-1</b>	<b>36-152-3</b>	<b>35-300-5</b>	<b>46-207-0</b>	<b>28-96-1</b>	

INDIVIDUAL GAME-BY-GAME PASSING

No.	Player	Comp-Att-Int Yds-TD	MERCER	TUL	GT	UA	LSU	AR	AU	VU	TAMU	UGA	ULM	MSU	PSU
2	Dart	194-292-5	18-23-0	17-27-1	10-18-0	20-35-1	26-39-0	16-25-0	10-16-1	19-28-1	24-33-0	10-17-1	24-31-0	14-26-0	
		2889-19	334-4	267-2	251-1	244-0	389-4	153-1	202-1	240-1	387-2	112-0	310-3	96-1	
3	Sanders	19-29-0	8-14-0	1-1-0	0-0-0	1-1-0	DNP	DNP	DNP	1-1-0	0-0-0	4-7-0	4-5-0	0-0-0	
		278-3	134-2	7-0	0-0	1-0				14-0	0-0-0	61-0	61-1	0-0	
7	Howard	3-4-0	3-4-0	DNP	DNP	DNP	DNP	DNP	DNP	DNP	DNP	DNP	DNP	DNP	
		56-0	56-0												
	TEAM	0-1-1	0-0-0	0-0-0	0-1-0	0-0-0	0-0-0	0-0-0	0-1-1	0-0-0	0-0-0	0-0-0	0-0-0	0-0-0	
		0-0	0-0	0-0	0-0	0-0	0-0	0-0	0-0	0-0	0-0	0-0	0-0-0	0-0	
	<b>TOTAL</b>	<b>216-327-6</b>	<b>29-41-0</b>	<b>18-28-1</b>	<b>10-19-0</b>	<b>21-36-1</b>	<b>26-39-0</b>	<b>16-25-0</b>	<b>10-17-2</b>	<b>20-29-1</b>	<b>24-33-0</b>	<b>14-24-1</b>	<b>28-36-0</b>	<b>14-26-0</b>	
		<b>3223-22</b>	<b>524-6</b>	<b>274-2</b>	<b>251-1</b>	<b>245-0</b>	<b>389-4</b>	<b>153-1</b>	<b>202-1</b>	<b>154-1</b>	<b>387-2</b>	<b>173-0</b>	<b>371-4</b>	<b>96-1</b>	
	<b>OPP.</b>	<b>207-335-12</b>	<b>17-31-1</b>	<b>15-37-1</b>	<b>28-42-0</b>	<b>17-21-1</b>	<b>27-38-0</b>	<b>25-39-2</b>	<b>12-17-2</b>	<b>8-20-2</b>	<b>31-42-1</b>	<b>19-26-1</b>	<b>8-22-1</b>	<b>25-39-0</b>	
		<b>2433-14</b>	<b>142-0</b>	<b>231-1</b>	<b>307-2</b>	<b>225-1</b>	<b>414-4</b>	<b>250-2</b>	<b>122-1</b>	<b>60-0</b>	<b>305-1</b>	<b>311-2</b>	<b>66-0</b>	<b>207-0</b>	

INDIVIDUAL GAME-BY-GAME RECEIVING

No.	Player	NO-YDS-TD	MERCER	TUL	GT	UA	LSU	AR	AU	VU	TAMU	UGA	ULM	MSU	PSU
11	Watkins	50-700-3	6-111-0	5-60-0	4-119-1	9-57-0	5-103-1	7-86-0	0-0-0	3-44-0	5-47-1	2-34-0	6-73-0	1-7-0	
19	Wade	47-710-4	1-23-0	7-106-0	3-86-0	5-88-0	7-64-1	4-23-1	1-12-0	8-120-1	4-80-0	3-45-0	7-108-1	2-14-0	
9	Harris	42-812-8	6-133-4	2-55-1	DNP	0-0-0	8-153-1	1-26-0	4-102-0	6-67-0	11-213-1	2-12-0	4-63-1	3-27-0	
4	Judkins	15-116-1	2-11-0	3-32-0	2-27-0	1-10-0	1-4-1	3-18-0	0-0-0	1-7-0	1-10-0	3-14-0	1--3-0	3-5-0	
1	Williams	4-80-0	2-47-0	0-0-0	1-19-0	DNP	DNP	0-0-0	0-0-0	1-14-0	0-0-0	0-0-0	0-0-0	DNP	
0	Trigg	4-65-1	3-44-0	1-21-1	0-0-0	DNP	DNP	DNP	DNP	DNP	DNP	DNP	DNP	DNP	
24	Bentley	9-80-1	1-6-0	0-0-0	0-0-0	3-41-0	1-17-0	1-0-0	1-10-0	1-2-0	1-4-0	1-2-0	0-0-0	1-5-0	
86	Prieskorn	14-227-1	DNP	DNP	DNP	1-21-0	3-41-0	0-0-0	2-63-0	0-0-0	2-33-0	2-48-0	6-69-1	4-38-1	
88	Heath	4-60-0	3-48-0	0-0-0	0-0-0	1-12-0	0-0-0	0-0-0	0-0-0	DNP	DNP	DNP	DNP	0-0-0	
83	Lee	2-85-2	1-34-1	DNP	0-0-0	0-0-0	0-0-0	DNP	DNP	0-0-0	DNP	0-0-0	1-51-1	0-0-0	
12	Brown	2-33-0	1-29-0	DNP	DNP	DNP	DNP	DNP	0-0-0	DNP	DNP	0-0-0	1-4-0	DNP	
5	Franklin	4-38-1	DNP	DNP	DNP	1-16-0	1-7-0	DNP	2-15-1	DNP	DNP	0-0-0	DNP	DNP	
87	Wolfe	1-18-0	1-18-0	DNP	DNP	DNP	DNP	DNP	DNP	0-0-0	0-0-0	1-18-0	0-0-0	DNP	
15	Henry	1-11-0	1-11-0	DNP	0-0-0	0-0-0	DNP	DNP	DNP	DNP	DNP	DNP	DNP	DNP	
27	Knox	1-9-0	1-9-0	0-0-0	0-0-0	DNP	0-0-0	0-0-0	0-0-0	0-0-0	0-0-0	0-0-0	0-0-0	0-0-0	
	<b>TOTAL</b>	<b>216-3223-22</b>	<b>29-524-6</b>	<b>18-274-2</b>	<b>10-251-1</b>	<b>21-245-0</b>	<b>26-389-4</b>	<b>16-153-1</b>	<b>10-202-1</b>	<b>20-254-1</b>	<b>24-387-2</b>	<b>14-173-0</b>	<b>28-371-4</b>	<b>14-96-1</b>	
	<b>OPP.</b>	<b>188-2122-12</b>	<b>17-142-0</b>	<b>15-231-1</b>	<b>28-307-2</b>	<b>17-225-1</b>	<b>27-414-4</b>	<b>25-250-2</b>	<b>12-122-1</b>	<b>8-60-0</b>	<b>31-305-1</b>	<b>19-311-2</b>	<b>8-66-0</b>	<b>25-207-0</b>	

INDIVIDUAL GAME-BY-GAME PUNT RETURNS

No.	Player	NO-YDS-LONG	MERCER	TUL	GT	UA	LSU	AR	AU	VU	TAMU	UGA	ULM	MSU	PSU
11	Watkins	10-107-70	3-69-70	1-3-3	0-0-0	0-0-0	1-3-3	2-11-13	0-0-0	1-19-19	1-0-0	0-0-0	1-2-2	0-0-0	
19	Wade	1-13-13	0-0-0	0-0-0	0-0-0	0-0-0	0-0-0	0-0-0	1-13-13	0-0-0	0-0-0	0-0-0	0-0-0	0-0-0	
	<b>TOTAL</b>	<b>11-121-70</b>	<b>3-69-70</b>	<b>1-3-3</b>	<b>0-0-0</b>	<b>0-0-0</b>	<b>1-3-3</b>	<b>2-11-11</b>	<b>1-13-13</b>	<b>1-19-19</b>	<b>1-0-0</b>	<b>0-0-0</b>	<b>1-2-2</b>	<b>0-0-0</b>	
	<b>OPP.</b>	<b>11-117-40</b>	<b>1-40-40</b>	<b>3-47-36</b>	<b>0-0-0</b>	<b>1-4-4</b>	<b>0-0-0</b>	<b>1-2-2</b>	<b>3-14-9</b>	<b>0-0-0</b>	<b>2-4-2</b>	<b>1-8-8</b>	<b>1-10-10</b>	<b>3-24-21</b>	

INDIVIDUAL GAME-BY-GAME KICKOFF RETURNS

No.	Player	NO-YDS-LONG	MERCER	TUL	GT	UA	LSU	AR	AU	VU	TAMU	UGA	ULM	MSU	PSU
24	Bentley	8-152-26	0-0-0	2-41-25	2-47-26	2-25-16	1-18-18	0-0-0	0-0-0	1-21-21	3-74-34	2-26-19	0-0-0	0-0-0	
27	Knox	1-20-20	1-20-20	0-0-0	0-0-0	DNP	0-0-0	0-0-0	0-0-0	0-0-0	0-0-0	0-0-0	0-0-0	0-0-0	
40	Jones	1-9-9	0-0-0	0-0-0	0-0-0	0-0-0	0-0-0	0-0-0	0-0-0	0-0-0	1-9-9	0-0-0	0-0-0	0-0-0	
13	Tennison	1-7-7	0-0-0	0-0-0	0-0-0	0-0-0	1-7-7	0-0-0	0-0-0	0-0-0	0-0-0	0-0-0	0-0-0	0-0-0	
8	Griffin	1-1-1	1-1-1	0-0-0	0-0-0	0-0-0	DNP	0-0-0	0-0-0	0-0-0	0-0-0	0-0-0	0-0-0	0-0-0	
34	Banks	0-0-0	0-0-0	0-0-0	0-0-0	0-0-0	0-0-0	0-0-0	0-0-0	0-0-0	0-0-0	0-0-0	1-0-0	0-0-0	
	<b>TOTAL</b>	<b>16-264-34</b>	<b>2-21-20</b>	<b>2-41-25</b>	<b>2-47-26</b>	<b>2-25-16</b>	<b>2-25-18</b>	<b>0-0-0</b>	<b>0-0-0</b>	<b>1-21-21</b>	<b>4-83-34</b>	<b>2-26-19</b>	<b>1-0-0</b>	<b>0-0-0</b>	
	<b>OPP.</b>	<b>10-145-27</b>	<b>3-60-27</b>	<b>2-18-10</b>	<b>1-16-16</b>	<b>0-0-0</b>	<b>2-33-18</b>	<b>0-0-0</b>	<b>0-0-0</b>	<b>1-18-18</b>	<b>0-0-0</b>	<b>0-0-0</b>	<b>1-0-0</b>	<b>1-15-15</b>	

# CHICK-FIL-A PEACH BOWL: VS. PENN STATE

## INDIVIDUAL GAME-BY-GAME TACKLES

NO.	PLAYER	UT-AT-TT		MERCER	TUL	GT	UA	LSU	AR	AU	VA	TAMU	UGA	ULM	MSU	PSU
		TFL/Sack														
25	Washington	37-38-75 2.0/0.0	2-0-2 0.0/0.0	5-3-8 0.0/0.0	7-3-10 2.0/0.0	3-2-5 0.0/0.0	2-5-7 0.0/0.0	3-7-10 0.0/0.0	2-2-4 0.0/0.0	0-3-3 0.0/0.0	5-5-10 0.0/0.0	3-2-5 0.0/0.0	4-1-5 0.0/0.0	1-5-6 0.0/0.0		
36	Cistrunk	29-39-68 3.5/2.5	1-4-5 0.0/0.0	5-0-5 0.0/0.0	0-5-5 0.0/0.0	4-4-8 0.0/0.0	4-1-5 2.0/2.0	1-8-9 1.0/0.5	2-1-3 0.0/0.0	3-1-4 0.0/0.0	3-2-5 0.0/0.0	2-1-3 0.0/0.0	3-4-7 0.5/0.0	1-8-9 0.0/0.0		
5	Saunders	36-25-61 2.0/0.0	1-1-2 0.0/0.0	4-1-5 0.0/0.0	4-0-4 1.0/0.0	4-3-7 0.0/0.0	4-4-8 0.0/0.0	3-3-6 1.0/0.0	2-1-3 0.0/0.0	1-4-5 0.0/0.0	4-4-8 0.0/0.0	5-0-5 0.0/0.0	1-1-2 0.0/0.0	3-3-6 0.0/0.0		
3	Anthony	25-33-58 2.5/0.0	1-2-3 0.0/0.0	2-0-2 0.0/0.0	1-3-4 0.0/0.0	0-5-5 0.0/0.0	4-2-6 1.0/0.0	0-3-3 0.5/0.0	2-1-3 1.0/0.0	1-0-1 0.0/0.0	1-5-6 0.0/0.0	3-3-6 0.0/0.0	4-0-4 0.0/0.0	6-9-15 0.0/0.0		
11	Jean-Baptiste	21-30-51 3.0/0.5	0-2-2 0.0/0.0	2-2-4 0.0/0.0	2-6-8 0.5/0.5	1-0-1 0.0/0.0	3-1-4 0.0/0.0	0-2-2 0.0/0.0	6-1-7 2.0/0.0	1-0-1 0.0/0.0	2-2-4 0.0/0.0	3-1-4 0.0/0.0	1-3-4 0.5/0.0	0-10-10 0.5/0.0		
23	Coleman	32-16-48 3.5/2.5	3-0-3 0.0/0.0	5-2-7 1.0/1.0	3-2-5 0.5/0.5	3-1-4 1.0/0.0	4-0-4 1.0/1.0	1-2-3 0.0/0.0	1-2-3 0.0/0.0	2-0-2 0.0/0.0	1-1-2 0.0/0.0	2-1-3 0.0/0.0	3-2-5 0.0/0.0	4-3-7 0.0/0.0		
15	Ivey	15-26-41 9.5/5.5	1-0-1 1.0/0.0	2-1-3 1.0/1.0	0-4-4 0.0/0.0	2-4-6 1.0/0.0	0-2-2 0.0/0.0	2-6-8 1.5/1.0	1-1-2 1.0/1.0	3-2-5 2.5/2.5	1-1-2 0.0/0.0	1-1-2 0.0/0.0	1-1-2 1.0/0.0	1-3-4 0.5/0.0		
2	Johnson	17-23-40 6.5/5.5	1-3-4 1.0/1.0	1-1-2 0.0/0.0	1-3-4 0.0/0.0	2-0-2 0.0/0.0	0-5-5 0.0/0.0	2-0-2 0.0/0.0	3-2-5 1.5/1.5	4-3-7 2.0/1.0	1-1-2 1.0/1.0	0-1-1 0.0/0.0	1-4-5 1.0/1.0	0-1-1 0.0/0.0		
89	Pegues	17-23-40 8.0/3.5	0-1-1 0.0/0.0	4-0-4 1.0/1.0	0-2-2 0.0/0.0	2-2-4 1.5/0.0	2-2-4 0.0/0.0	1-0-1 1.0/1.0	2-4-6 0.0/0.0	2-4-6 2.0/1.0	1-2-3 1.0/0.0	2-0-2 0.0/0.0	1-3-4 0.5/0.5	0-5-5 1.0/0.0		
4	Perkins	16-20-36 5.5/3.5	4-5-9 1.0/1.0	0-0-0 0.0/0.0	3-1-4 0.0/0.0	2-3-5 2.5/2.0	0-2-2 0.0/0.0	1-3-4 0.5/0.5	4-1-5 1.0/0.0	0-1-1 0.0/0.0	1-1-2 0.0/0.0	0-1-1 0.0/0.0	1-2-3 0.5/0.0	0-0-0 0.0/0.0		
6	Walton	21-15-36 3.5/0.0	2-1-3 0.0/0.0	0-1-1 0.0/0.0	1-0-1 0.0/0.0	2-3-5 0.0/0.0	2-1-3 0.0/0.0	1-5-6 0.5/0.0	3-0-3 1.0/0.0	3-1-4 0.0/0.0	3-0-3 0.0/0.0	0-2-2 0.0/0.0	1-0-1 1.0/0.0	3-1-4 1.0/0.0		
13	Tennison	24-12-36 3.5/1.5	1-0-1 1.0/0.0	2-0-2 0.0/0.0	2-1-3 0.0/0.0	2-1-3 1.0/1.0	1-1-2 0.0/0.0	0-0-0 0.0/0.0	0-0-0 0.0/0.0	2-3-5 0.0/0.0	6-1-7 0.0/0.0	3-0-3 0.0/0.0	3-3-6 1.5/0.5	2-2-4 0.0/0.0		
7	Prince	22-12-34 5.0/1.0	2-0-2 0.0/0.0	2-1-3 0.0/0.0	1-3-4 1.0/0.0	2-3-5 0.0/0.0	2-0-2 0.0/0.0	4-0-4 2.0/0.0	1-0-1 1.0/0.0	1-0-1 0.0/0.0	4-2-6 0.0/0.0	1-1-2 0.0/0.0	0-2-2 0.0/0.0	2-0-2 1.0/1.0		
51	Harris	16-12-28 3.5/1.0	4-2-6 2.5/1.0	0-0-0 0.0/0.0	0-0-0 0.0/0.0	0-2-2 0.0/0.0	0-2-2 0.0/0.0	0-1-1 0.0/0.0	DNP	DNP	5-2-7 1.0/0.0	4-1-5 0.0/0.0	0-0-0 0.0/0.0	1-2-3 0.0/0.0		
99	Ukwu	17-10-27 4.5/3.5	0-0-0 0.0/0.0	4-2-6 2.0/1.0	2-2-4 1.0/1.0	1-0-1 0.0/0.0	3-1-4 0.0/0.0	0-2-2 1.0/1.0	3-2-5 0.5/0.5	0-0-0 0.0/0.0	1-1-2 0.0/0.0	1-0-1 0.0/0.0	2-0-2 0.0/0.0	0-0-0 0.0/0.0		
95	Stone	11-15-26 1.5/1.5	1-0-1 1.0/1.0	0-0-0 0.0/0.0	1-4-5 0.0/0.0	2-1-3 0.0/0.0	1-1-2 0.0/0.0	1-3-4 0.5/0.5	2-0-2 0.0/0.0	1-2-3 0.0/0.0	DNP	1-0-1 0.0/0.0	1-0-1 0.0/0.0	0-4-4 0.0/0.0		
8	Montgomery	9-13-22 2.5/0.0	0-2-2 0.0/0.0	3-0-3 1.0/0.0	2-2-4 0.0/0.0	2-3-5 1.0/0.0	1-2-3 0.0/0.0	0-2-2 0.0/0.0	0-0-0 0.0/0.0	1-0-1 0.0/0.0	0-0-0 0.0/0.0	0-0-0 0.0/0.0	0-2-2 0.5/0.0	DNP		
14	Williams	15-4-19 0.0/0.0	1-1-2 0.0/0.0	3-0-3 0.0/0.0	2-0-2 0.0/0.0	1-0-1 0.0/0.0	2-1-3 0.0/0.0	0-1-1 0.0/0.0	1-1-2 0.0/0.0	DNP	DNP	DNP	5-0-5 0.0/0.0	DNP		
97	Gordon	6-10-16 3.0/1.5	1-2-3 1.5/0.0	2-0-2 0.0/0.0	1-3-4 0.0/0.0	1-0-1 1.0/1.0	0-1-1 0.0/0.0	0-1-1 0.5/0.5	0-0-0 0.0/0.0	1-3-4 0.0/0.0	0-0-0 0.0/0.0	0-0-0 0.0/0.0	0-0-0 0.0/0.0	0-0-0 0.0/0.0		
1	Young	7-7-14 1.0/0.0	0-1-1 0.0/0.0	0-0-0 0.0/0.0	4-2-6 1.0/0.0	1-0-1 0.0/0.0	1-2-3 0.0/0.0	1-1-2 0.0/0.0	0-1-1 0.0/0.0	DNP	DNP	DNP	DNP	DNP		
32	Graves	8-5-13 0.0/0.0	0-0-0 0.0/0.0	0-0-0 0.0/0.0	0-1-1 0.0/0.0	DNP	0-0-0 0.0/0.0	0-0-0 0.0/0.0	1-0-1 0.0/0.0	0-2-2 0.0/0.0	3-1-4 0.0/0.0	3-1-4 0.0/0.0	1-0-1 0.0/0.0	0-0-0 0.0/0.0		
0	Harris	4-9-13 0.0/0.0	1-2-3 0.0/0.0	2-1-3 0.0/0.0	0-0-0 0.0/0.0	0-1-1 0.0/0.0	0-1-1 0.0/0.0	0-0-0 0.0/0.0	1-0-1 0.0/0.0	0-1-1 0.0/0.0	1-3-4 0.0/0.0	1-0-1 0.0/0.0	0-0-0 0.0/0.0	0-0-0 0.0/0.0		
34	Banks	5-8-13 1.0/0.0	2-3-5 1.0/0.0	0-0-0 0.0/0.0	0-2-2 0.0/0.0	0-0-0 0.0/0.0	0-0-0 0.0/0.0	0-0-0 0.0/0.0	0-0-0 0.0/0.0	2-0-2 0.0/0.0	0-0-0 0.0/0.0	0-0-0 0.0/0.0	1-2-3 0.0/0.0	0-1-1 0.0/0.0		
16	Young	6-6-12 0.0/0.0	0-1-1 0.0/0.0	3-2-5 0.0/0.0	2-0-2 0.0/0.0	0-0-0 0.0/0.0	0-0-0 0.0/0.0	0-0-0 0.0/0.0	0-0-0 0.0/0.0	0-1-1 0.0/0.0	1-0-1 0.0/0.0	0-0-0 0.0/0.0	0-1-1 0.0/0.0	0-1-1 0.0/0.0		
96	Brown	5-5-10 1.0/0.0	2-0-2 1.0/0.0	DNP	0-0-0 0.0/0.0	DNP	DNP	DNP	DNP	1-4-5 0.0/0.0	DNP	DNP	2-1-3 0.0/0.0	DNP		
90	Wynn	3-6-9 0.5/0.5	0-0-0 0.0/0.0	0-1-1 0.0/0.0	1-1-2 0.0/0.0	0-0-0 0.0/0.0	0-0-0 0.0/0.0	1-0-1 0.0/0.0	0-0-0 0.0/0.0	0-2-2 0.5/0.5	0-2-2 0.0/0.0	1-0-1 0.0/0.0	0-0-0 0.0/0.0	0-0-0 0.0/0.0		
9	Gaddie	5-4-9 0.0/0.0	1-0-1 0.0/0.0	1-0-1 0.0/0.0	1-1-2 0.0/0.0	0-0-0 0.0/0.0	1-1-2 0.0/0.0	0-1-1 0.0/0.0	0-0-0 0.0/0.0	0-0-0 0.0/0.0	1-1-2 0.0/0.0	0-0-0 0.0/0.0	0-0-0 0.0/0.0	0-0-0 0.0/0.0		
29	Cull	2-1-3 0.0/0.0	2-0-2 0.0/0.0	DNP	0-1-1 0.0/0.0	DNP	DNP	DNP	DNP	DNP	DNP	DNP	DNP	DNP		
35	Hughes	1-2-3 0.0/0.0	1-1-2 0.0/0.0	0-0-0 0.0/0.0	0-1-1 0.0/0.0	0-0-0 0.0/0.0	DNP	DNP	DNP	0-0-0 0.0/0.0	DNP	DNP	DNP	DNP		
27	Knox	2-1-3 0.0/0.0	1-0-1 0.0/0.0	0-0-0 0.0/0.0	0-0-0 0.0/0.0	DNP	0-0-0 0.0/0.0	0-0-0 0.0/0.0	0-0-0 0.0/0.0	1-1-2 0.0/0.0	0-0-0 0.0/0.0	0-0-0 0.0/0.0	0-1-1 0.0/0.0	0-0-0 0.0/0.0		
73	Acker	1-0-1 0.0/0.0	0-0-0 0.0/0.0	1-0-1 0.0/0.0	0-0-0 0.0/0.0	0-0-0 0.0/0.0	0-0-0 0.0/0.0	0-0-0 0.0/0.0	0-0-0 0.0/0.0	0-0-0 0.0/0.0	0-0-0 0.0/0.0	0-0-0 0.0/0.0	0-0-0 0.0/0.0	0-0-0 0.0/0.0		
8	Griffin	1-1-2 0.0/0.0	1-0-1 0.0/0.0	0-0-0 0.0/0.0	0-0-0 0.0/0.0	0-0-0 0.0/0.0	DNP	0-0-0 0.0/0.0	0-0-0 0.0/0.0	0-0-0 0.0/0.0	0-0-0 0.0/0.0	0-0-0 0.0/0.0	0-0-0 0.0/0.0	0-1-1 0.0/0.0		
41	Davis	0-1-1 0.0/0.0	0-0-0 0.0/0.0	0-0-0 0.0/0.0	0-0-0 0.0/0.0	0-1-1 0.0/0.0	0-0-0 0.0/0.0	0-0-0 0.0/0.0	0-0-0 0.0/0.0	0-0-0 0.0/0.0	0-0-0 0.0/0.0	0-0-0 0.0/0.0	0-0-0 0.0/0.0	0-0-0 0.0/0.0		
5	Franklin	1-0-1 0.0/0.0	DNP	DNP	DNP	1-0-1 0.0/0.0	0-0-0 0.0/0.0	DNP	0-0-0 0.0/0.0	DNP	DNP	0-0-0 0.0/0.0	DNP	DNP		
49	Lawrence	0-1-1 0.0/0.0	0-0-0 0.0/0.0	0-0-0 0.0/0.0	0-0-0 0.0/0.0	0-0-0 0.0/0.0	0-0-0 0.0/0.0	0-1-1 0.0/0.0	0-0-0 0.0/0.0	0-0-0 0.0/0.0	0-0-0 0.0/0.0	0-0-0 0.0/0.0	0-0-0 0.0/0.0	0-0-0 0.0/0.0		
58	Smith	0-1-1 0.0/0.0	0-0-0 0.0/0.0	DNP	0-1-1 0.0/0.0	DNP	DNP	DNP	DNP	DNP	DNP	DNP	DNP	DNP		
22	Stinson	0-2-2 0.0/0.0	0-0-0 0.0/0.0	0-0-0 0.0/0.0	0-1-1 0.0/0.0	0-0-0 0.0/0.0	0-0-0 0.0/0.0	0-0-0 0.0/0.0	0-0-0 0.0/0.0	0-0-0 0.0/0.0	0-0-0 0.0/0.0	0-0-0 0.0/0.0	0-0-0 0.0/0.0	0-1-1 0.0/0.0		
19	Wade	1-0-1 0.0/0.0	0-0-0 0.0/0.0	1-0-1 0.0/0.0	0-0-0 0.0/0.0	0-0-0 0.0/0.0	0-0-0 0.0/0.0	0-0-0 0.0/0.0	0-0-0 0.0/0.0	0-0-0 0.0/0.0	0-0-0 0.0/0.0	0-0-0 0.0/0.0	0-0-0 0.0/0.0	0-0-0 0.0/0.0		
<b>Total</b>		<b>443-440-883</b> 77.0/34.0	<b>37-34-71</b> 11.0/4.0	<b>54-18-72</b> 6.0/4.0	<b>41-56-97</b> 7.0/2.0	<b>38-38-76</b> 9.0/4.0	<b>37-38-75</b> 4.0/3.0	<b>23-54-77</b> 10.0/5.0	<b>37-16-53</b> 9.0/3.0	<b>31-38-69</b> 7.0/5.0	<b>36-40-76</b> 6.0/1.0	<b>36-16-52</b> 0.0/0.0	<b>39-34-73</b> 7.0/2.0	<b>24-62-86</b> 4.0/1.0		
<b>Opp.</b>		<b>427-478-905</b> 82.0/26.0	<b>38-34-72</b> 6.0/0.0	<b>43-20-63</b> 8.0/4.0	<b>20-42-62</b> 1.0/3.0	<b>40-22-62</b> 10.0/5.0	<b>40-54-94</b> 6.0/0.0	<b>29-50-79</b> 8.0/2.0	<b>43-30-73</b> 8.0/3.0	<b>41-34-75</b> 8.0/3.0	<b>46-36-82</b> 3.0/1.0	<b>40-34-74</b> 5.0/2.0	<b>44-26-70</b> 11.0/3.0	<b>13-92-105</b> 3.0/1.0		

SCORING DRIVES

vs. Mercer					
Started at	Plays	Yards	Time	Result	
Ole Miss 28	3	72	0:51	TD	
Ole Miss 31	5	69	1:21	TD	
Mercer 20	2	20	0:34	TD	
Ole Miss 23	7	77	2:10	TD	
Mercer 33	9	20	2:51	FG	
Ole Miss 16	10	84	2:33	TD	
Mercer 27	3	27	1:15	TD	
Ole Miss 24	10	76	2:41	TD	
Ole Miss 34	6	66	1:25	TD	
Ole Miss 35	12	65	5:25	TD	

at Tulane					
Started at	Plays	Yards	Time	Result	
Ole Miss 25	3	75	0:48	TD	
Ole Miss 18	13	62	4:05	FG	
Ole Miss 36	4	64	1:24	TD	
Tulane 20	6	10	2:40	FG	
Ole Miss 30	5	70	2:21	TD	
Tulane 43	4	4	1:03	FG	

vs. Georgia Tech					
Started at	Plays	Yards	Time	Result	
Ole Miss 21	8	50	2:17	FG	
Georgia Tech 34	8	34	3:15	TD	
Ole Miss 29	5	71	2:19	TD	
Georgia Tech 28	5	28	1:38	TD	
Ole Miss 25	7	48	2:46	FG	
Ole Miss 32	2	68	0:41	TD	
Georgia Tech 34	2	34	0:41	TD	
Ole Miss 50	2	50	0:44	TD	

at Alabama					
Started at	Plays	Yards	Time	Result	
Ole Miss 25	7	75	3:02	TD	
Ole Miss 24	14	58	5:51	FG	

vs. LSU					
Started at	Plays	Yards	Time	Result	
Ole Miss 25	14	75	4:35	TD	
Ole Miss 29	3	71	0:44	TD	
Ole Miss 25	4	75	1:13	TD	
Ole Miss 22	10	78	4:31	TD	
Ole Miss 25	7	65	2:48	FG	
Ole Miss 25	9	45	3:10	FG	
Ole Miss 25	13	75	4:28	TD	
Ole Miss 35	10	65	3:18	TD	
Ole Miss 12	8	88	1:57	TD	

vs. Arkansas					
Started at	Plays	Yards	Time	Result	
Ole Miss 25	10	66	3:21	FG	
Arkansas 3	4	3	1:45	TD	
Ole Miss 50	5	50	1:02	TD	
Ole Miss 25	12	75	5:22	TD	
Ole Miss 33	8	63	3:01	TG	

at Auburn					
Started at	Plays	Yards	Time	Result	
Auburn 48	9	48	6:07	TD	
Ole Miss 25	6	75	2:35	TD	
Ole Miss 10	8	90	2:32	TD	
Ole Miss 32	9	68	5:08	TD	

vs. Vanderbilt					
Started at	Plays	Yards	Time	Result	
Ole Miss 25	6	75	1:39	TD	
Vanderbilt 11	4	2	1:16	FG	
Ole Miss 30	10	38	3:58	FG	
Ole Miss 28	6	72	2:52	TD	
Vanderbilt 32	5	32	1:53	TD	
Vanderbilt 47	9	47	3:16	TD	

vs. Texas A&M					
Started at	Plays	Yards	Time	Result	
Ole Miss 19	11	81	3:02	TD	
Ole Miss 6	8	94	2:37	TD	
Ole Miss 34	4	66	1:12	TD	
Ole Miss 20	5	80	1:13	TD	
Ole Miss 25	13	71	4:19	FG	
Ole Miss 25	9	75	2:54	TD	

at Georgia					
Started at	Plays	Yards	Time	Result	
Ole Miss 25	11	75	4:30	TD	
Ole Miss 25	9	75	3:53	TD	
Ole Miss 25	8	54	2:45	FG	

vs. ULM					
Started at	Plays	Yards	Time	Result	
Ole Miss 15	10	85	2:59	TD	
Ole Miss 22	9	78	2:33	TD	
Ole Miss 40	8	60	3:04	TD	
Ole Miss 40	3	60	1:07	TD	
Ole Miss 19	6	81	2:02	TD	

at Mississippi State					
Started at	Plays	Yards	Time	Result	
Ole Miss 15	13	66	6:22	FG	
Ole Miss 25	10	75	3:46	TD	
Ole Miss 29	10	71	4:26	TD	

CHARTING THE BIG PLAYS

— PASSING —						
Player	10-19	20-29	30-39	40-49	50+	Total
Dart	60	31	14	6	4	115
Sanders	4	1	1	1	1	8
Howard	2	1	0	0	0	3
<b>TOTAL</b>	<b>66</b>	<b>33</b>	<b>15</b>	<b>7</b>	<b>5</b>	<b>126</b>

— RUSHING —						
Player	10-19	20-29	30-39	40-49	50+	Total
Judkins	27	3	2	1	0	33
Dart	15	3	0	0	1	19
Bentley IV	12	1	1	1	0	15
Jones	2	0	1	0	0	3
Sanders	3	0	0	0	0	3
Griffin	1	0	0	0	0	1
Fraser Masin	0	1	0	0	0	1
<b>TOTAL</b>	<b>60</b>	<b>8</b>	<b>4</b>	<b>2</b>	<b>1</b>	<b>75</b>

— RECEIVING —						
Player	10-19	20-29	30-39	40-49	50+	Total
Harris	17	10	6	1	1	35
Wade	14	3	3	5	1	26
Watkins	13	7	3	0	2	25
Prieskorn	6	5	2	0	0	13
Judkins	4	2	0	0	0	6
Bentley	3	1	0	0	0	4
Trigg	1	2	0	0	0	3
Heath	1	2	0	0	0	3
Williams	2	0	0	1	0	3
Franklin	2	0	0	0	0	2
Lee	0	0	1	0	1	2
Brown	0	1	0	0	0	1
Wolfe	2	0	0	0	0	2
Henry	1	0	0	0	0	1
<b>TOTAL</b>	<b>66</b>	<b>33</b>	<b>15</b>	<b>7</b>	<b>5</b>	<b>126</b>

IN THE RED ZONE

Game	Chances	TD	FG	TO	Downs	Missed FG	Half
Mercer	8	6	1	1	0	0	0
Tulane	3	1	2	0	0	0	0
Georgia Tech	4	3	0	0	1	0	0
Alabama	4	1	1	0	1	1	0
LSU	6	5	1	0	0	0	0
Arkansas	5	3	2	0	0	0	0
Auburn	4	3	0	1	0	0	0
Vanderbilt	6	4	2	0	0	0	0
Texas A&M	6	4	1	0	0	1	0
Georgia	3	2	1	0	0	0	0
ULM	4	3	0	0	1	0	0
Mississippi State	2	1	1	0	0	0	0
<b>Totals</b>	<b>55</b>	<b>36</b>	<b>12</b>	<b>2</b>	<b>3</b>	<b>2</b>	<b>0</b>
<b>Opp. Totals</b>	<b>38</b>	<b>24</b>	<b>8</b>	<b>2</b>	<b>3</b>	<b>0</b>	<b>0</b>

Ole Miss Scoring Percentage: 87.3% (48 of 55)      Ole Miss Points Scored: 288  
Opponents Scoring Percentage: 43.2% (32 of 38)      Opponents Points Scored: 185

# CHICK-FIL-A PEACH BOWL: VS. PENN STATE

## GAME ONE #22 OLE MISS 73, MERCER 7

Sept. 2, 2023

Attendance: 60,097 • Vaught-Hemingway Stadium • Oxford, Miss.

OXFORD, Miss. — Ole Miss football opened its 2023 season with a 73-7 blowout win over Mercer at Vaught-Hemingway Stadium on Saturday afternoon.

It only took 51 seconds for Lane Kiffin's offense to get all 60,097 fans inside Vaught-Hemingway Stadium on their feet. Dart marched the Rebels downfield, needing only three plays to find the endzone, connecting with Harris on a 38-yard strike.

After a quick answer from Mercer, Dart and Harris linked up for two more scores, giving the senior wideout three touchdowns in the first 3:15 of the game. Ole Miss' special teams unit forced their first fumble of the season just before Harris' third score, recovering the loose ball on a kickoff at the Mercer 20-yard line.

Ole Miss continued to assert its offensive dominance on their next drive, as Preseason All-American Quinshon Judkins waltzed in for six to put the Rebels up 28-7 and mark the most points scored in an opening quarter of a season dating back to 1967.

Mercer began the second quarter driving into Ole Miss territory. The Rebel defense took advantage of the situation and brought the house, forcing a fumble on the snap that was recovered by Reginald Hughes and cashing in on the turnover with a 31-yard field goal by Caden Davis.

After forcing Mercer into another punt, the Rebels drove back down the field with a heavy dose of Judkins. With just 32 seconds left in the half, Judkins would take a direct snap at the Mercer 3-yard line and run it in for his second score of the day. Ole Miss went into halftime with a 38-7 lead.

Ole Miss put up 28 points in the third quarter, beginning with a Jordan Watkins 70-yard punt return touchdown at the end of Mercer's first drive of the half.

Daijahn Anthony grabbed his first interception as a Rebel on the next drive, picking off Carter Peevy at midfield and returning the ball for 19 yards. Three plays later Dart would throw his fourth touchdown pass of the game to Harris, tying his career-high previously set during his freshman season at USC.

Spencer Sanders made his Ole Miss debut on the Rebels' next drive and threw for his first two touchdowns in a Rebel uniform on back-to-back drives. He connected on a six-yard pass to Ulysses Bentley IV for his first and 34-yard pass to freshman Cayden Lee for his second one, putting the Rebels up 66-7 heading into the final quarter. Transfer Walker Howard would find Matt Jones for the final TD to secure the win.

Mercer	7	0	0	0	7
Ole Miss	28	10	28	7	73
<b>1st Quarter</b>					
14:05	OM	T. Harris 38 yd pass from J. Dart (C. Davis kick)			7-0
13:53	MER	C. Peevy 75 yd run (R. Griffith kick)			7-7
12:26	OM	T. Harris 28 yd pass from J. Dart (C. Davis kick)			14-7
11:45	OM	T. Harris 20 yd pass from J. Dart (C. Davis kick)			21-7
5:45	OM	Q. Judkins 1 yd run (C. Costa kick)			28-7
<b>2nd Quarter</b>					
6:25	OM	C. Davis 31 yd field goal			31-7
0:32	OM	Q. Judkins 3 yd run (C. Davis kick)			38-7
<b>3rd Quarter</b>					
13:07	OM	J. Watkins 70 yd punt return (C. Costa kick)			45-7
9:45	OM	T. Harris 16 yd pass from J. Dart (C. Davis kick)			52-7
5:27	OM	U. Bentley IV 6 yd pass from S. Sanders (C. Costa kick)			59-7
3:09	OM	C. Lee 34 yd pass from S. Sanders (C. Davis kick)			66-7
<b>4th Quarter</b>					
03:21	OM	M. Jones 1 yd run (C. Costa kick)			73-7

Team Stats	MER	OM
First Downs	15	32
Rushes-Yards	37-93	33-143
Passing Yards	142	524
Comp.-Att.-Int.	17-31-1	29-41-0
Total Plays-Yards	68-235	74-667
Fumbles-Lost	4-2	1-1
Penalties-Yards	7-50	7-65
Punt Returns-Avg.	1-40.0	3-23.0
KO Returns-Avg.	3-20.0	2-10.5
Interceptions	1	0
Possession Time	35:17	22:33
3rd Down Conv.	3-14	8-11
4th Down Conv.	1-2	1-1

Individual Leaders
<b>Rushing</b>
OM: Q. Judkins, 13-62 (2 TDs)
J. Dart, 4-36
MER: C. Peevy, 7-49 (1 TD)
<b>Passing</b>
OM: J. Dart, 18-23-334 (4 TDs)
S. Sanders, 8-14-134 (2 TDs)
MER: C. Peevy, 16-29-138
<b>Receiving</b>
OM: T. Harris, 6-133 (4 TDs)
J. Watkins, 6-111
MER: D. Harper, 4-47

## GAME TWO #20 OLE MISS 37, #22 TULANE 20

Sept. 9, 2023

Attendance: 30,000 • Yulman Stadium • New Orleans, La.

NEW ORLEANS — No. 20 Ole Miss football found itself in a 17-7 hole in the late stages of the first half, but the Rebels used a complete second half and closed the game on a 30-3 scoring run to best the 22nd-ranked Tulane Green Wave, 37-20, at Yulman Stadium on Saturday.

The Rebels (2-0) were stymied early by a stout Green Wave (1-1) run defense, while Tulane hit on some crucial early plays to take that 17-7 lead, but Ole Miss came out of the second half on a mission, using big plays in each facet of the game to come out of New Orleans with the victory.

Ole Miss struck first and struck fast, taking an early 7-0 lead in only 48 seconds, with Dart hitting wideout Tre Harris with 14:12 on the clock for their fourth score in five quarters of play on a 31-yard touchdown strike.

The Green Wave responded at 9:37 in the first quarter with a touchdown run by Makhi Hughes in the wildcat from two yards out, the beginning of a 17-point unanswered stretch by Tulane across the first half. That included a 44-yard field goal at 14:10 in the second quarter by Valentino Ambrosio and a 41-yard touchdown pass from Kai Horton to Jha'Quan Jackson at 5:49.

Ole Miss would break the drought with 1:36 to play in the half, tacking on a 37-yard field goal from Caden Davis to head into the break down 17-10.

That field goal would be the beginning of a 30-3 final scoring run for the Rebels, however, as sophomore running back Quinshon Judkins found the endzone with 6:11 in the third quarter to pull the game to a 17-17 tie.

That set up an early fourth quarter field goal, as Caden Davis hit his second of the day, this one from 27 yards out to give Ole Miss a 20-17 lead with 12:50 to play.

Tulane proceeded to chart the longest drive of the game, a plodding 14-play, 45-yard sequence that gobbled up 6:01 of clock time, but ended with a huge momentum-shifting turnover on downs when Horton came up a yard short on a 4th-and-2 that was originally called a first down before a booth review overturned it and gave the ball to the Rebels.

The Rebels found the endzone not long after, with Dart connecting with Michael Trigg on a 21-yard score to take a 27-17 lead with 4:28 to play.

Tulane responded with another long drive that took 10 plays and went 67 yards before a 26-yard field goal from Ambrosio, but it only took 1:32 off the clock.

From there, Ole Miss went into cruise control, with Caden Davis knocking down his third field goal of the day — the fourth-longest field goal in school history at 56 yards — and Jared Ivey taking a Khari Coleman sack fumble back 26 yards for a touchdown to put Ole Miss on top 37-20.

Ole Miss	7	3	7	20	37
Tulane	7	10	0	3	20
<b>1st Quarter</b>					
14:12	OM	T. Harris 31 yd pass from J. Dart (C. Davis kick)			7-0
9:37	TUL	M. Hughes run (V. Ambrosio kick)			7-7
<b>2nd Quarter</b>					
14:10	TUL	V. Ambrosio 44 yd FG			7-10
5:49	TUL	J. Jackson 41 yd pass from K. Horton (V. Ambrosio kick)			7-17
1:36	OM	C. Davis 37 yd FG			10-17
<b>3rd Quarter</b>					
6:11	OM	Q. Judkins 9 yd run (C. Davis kick)			17-17
<b>4th Quarter</b>					
12:50	OM	C. Davis 27 yd FG			20-17
4:28	OM	M. Trigg 21 yd pass from J. Dart (C. Davis kick)			27-17
2:56	TUL	V. Ambrosio 26 yd FG			27-20
1:53	OM	C. Davis 56 yd FG			30-20
1:25	OM	J. Ivey 26 yd fumble recovery (C. Davis kick)			37-20

Team Stats	OM	TUL
First Downs	18	19
Rushes-Yards	35-89	45-111
Passing Yards	274	231
Comp.-Att.-Int.	18-28-1	15-37-1
Total Plays-Yards	63-363	82-342
Fumbles-Lost	0-0	2-1
Penalties-Yards	5-51	2-10
Punt Returns-Avg.	1-3.0	3-15.7
KO Returns-Avg.	2-20.5	2-9.0
Interceptions	1	1
Possession Time	25:15	34:45
3rd Down Conv.	1-13	9-22
4th Down Conv.	3-3	2-5

Individual Leaders
<b>Rushing</b>
OM: Q. Judkins, 18-48 (1 TD)
J. Dart, 14-41
TUL: M. Hughes, 23-92 (1 TD)
<b>Passing</b>
OM: J. Dart, 17-27-267 (2 TDs)
TUL: K. Horton, 15-37-231 (1 TD)
<b>Receiving</b>
OM: D. Wade, 7-106
J. Watkins, 5-60
TUL: L. Keys III, 5-94

GAME FOUR

#12 ALABAMA 24, #15 OLE MISS 10

Sept. 23, 2023

Attendance: 100,077 • Bryant-Denny Stadium • Tuscaloosa, Ala.

TUSCALOOSA, Ala. — No. 15 Ole Miss held a halftime lead against No. 12 Alabama, but the Crimson Tide pulled away in the second half to win a hard-fought 24-10 slugfest at Bryant-Denny Stadium on Saturday.

The Rebels (3-1, 0-1 SEC) were evenly matched with the Tide (3-1, 1-0 SEC), but Alabama was able to grind Ole Miss down in the late stages of the tug-of-war, winning the second half 18-3 to hand Ole Miss its first loss of the season.

After an opening drive that stalled out in just five plays for the Rebels, Alabama picked up the first points of the day on their opening drive, as Will Reichard knocked down a 48-yard field goal.

It didn't take long for Ole Miss to answer back, as the offense drove 75 yards down the field in under four minutes and scored the first touchdown of the day on the ensuing drive. Dart opened the drive with a 40-yard pass to Dayton Wade and would end up scoring by himself on a 10-yard touchdown run up the middle. It was his third rushing touchdown of the season, a new single-season career high for the junior.

Three drives later, Alabama marched 66 yards down the field looking to score until Zamari Walton grabbed his first interception in a Rebel uniform, picking off Jalen Milroe in the endzone.

A blocked punt at the end of Ole Miss' next drive would give the Crimson Tide the ball back at the Rebel one yardline, but the Ole Miss defense was able to rise to the occasion once again. A fumbled snap and back-to-back sacks from Jamond Gordon and Ladarius Tennison held Alabama to just a field goal.

Caden Davis missed a 34-yard field goal with 13 seconds left in the half, but Ole Miss would go into the halftime break with a 7-6 lead.

The Ole Miss defense racked up four sacks, held the Crimson Tide to just 115 yards, and did not allow a touchdown in the opening half for the second time in as many games.

Alabama opened the second half with another Reichard field goal, this time from 23 yards out to give the Tide the lead. A Dart interception at the far end of the field on the next drive would lead to a Jalen Hale 33-yard touchdown from Milroe. Alabama would get the two-point conversion and take a 17-7 lead with 6:29 to play in the third quarter.

Ole Miss scored its only points of the second half on a Caden Davis 35-yard field goal that made it 17-10 as the teams headed to the final quarter of play.

Alabama opened the fourth quarter with its second touchdown of the game, going 75 yards in six plays and taking a 24-10 lead on an eight-yard Jase McClellan scoring run. The Crimson Tide put up 241 yards of offense and 18 total points in the second half.

The Rebels went 55 yards on 15 plays during their final drive of the game, but would end up turning the ball over on downs with just 2:06 left to play.

Ole Miss	7	0	3	0	10
Alabama	3	3	11	7	24
<b>1st Quarter</b>					
6:57 UA	W. Reichard 48 yd field goal				3-0
3:55 OM	J. Dart 10 yd run (C. Davis kick)				3-7
<b>2nd Quarter</b>					
5:42 UA	W. Reichard 40 yd field goal				6-7
<b>3rd Quarter</b>					
11:09 UA	W. Reichard 40 yd field goal				9-7
6:29 UA	J. Hale 33 yd pass J. Milroe (W. Reichard kick)				17-7
0:34 OM	C. Davis 35 yd field goal				17-10
<b>4th Quarter</b>					
12:10 UA	J. McClellan 8 yd run (W. Reichard)				24-10

<b>Team Stats</b>	<b>OM</b>	<b>UA</b>
First Downs	17	20
Rushes-Yards	29-56	45-131
Passing Yards	245	225
Comp.-Att.-Int.	21-36-1	17-21-1
Total Plays-Yards	65-301	66-356
Fumbles-Lost	2-0	1-0
Penalties-Yards	8-69	6-60
Punt Returns-Avg.	0-0	1-4.0
KO Returns-Avg.	2-26.0	0-0
Interceptions	13.0	0
Possession Time	25:37	34:23
3rd Down Conv.	3-14	6-13
4th Down Conv.	3-4	0-0

<b>Individual Leaders</b>
<b>Rushing</b>
OM: Q. Judkins, 13-58
J. Dart, 12-33 (1 TD)
UA: J. McClellan, 17-106 (1 TD)
<b>Passing</b>
OM: J. Dart, 20-35-244
UA: J. Milroe, 17-21-225 (1 TD)
<b>Receiving</b>
OM: D. Wade, 5-88
J. Watkins, 9-57
UA: J. Hale, 2-63 (1 TD)

GAME THREE

#17 OLE MISS 48, GEORGIA TECH 23

Sept. 16, 2023

Attendance: 64,150 • Vaught-Hemingway Stadium • Oxford, Miss.

OXFORD, Miss. — No. 17 Ole Miss and Georgia Tech slugged it out in the first half, but an explosive Rebel offensive attack took command of the game in the second half, leaving the Yellow Jackets behind en route to a 48-23 victory at Vaught-Hemingway Stadium on Saturday.

The Rebels ended with 550 yards of total offense, including 299 on the ground thanks to a career rushing day from starting quarterback Jaxson Dart.

Defensively, the Rebels caused some havoc in the Yellow Jacket backfield, notching a season-high 7.0 tackles for loss from seven different defenders.

The first quarter was all Rebels, as Ole Miss jumped out to a 10-0 lead following a 47-yard field goal at the 12:38 mark from Caden Davis and the first of two touchdown runs by Dart at 3:02 in the first.

The Yellow Jackets tacked on a 22-yard field goal from Aidan Birr with 1:09 to play in the half after a second quarter tug-of-war, but that was but a preamble to the second half fireworks to come from the Rebel offense.

The Rebels forced a punt on Georgia Tech's first drive of the second half and made the Yellow Jackets pay with a five-play, 71-yard drive that was capped by a 21-yard touchdown scamper by Ulysses Bentley IV at the 9:45 mark.

Dart immediately made Tech pay yet again, capping a five-play, 28-yard drive with a six-yard score to make it a 24-3 game with 6:00 in the third quarter. Georgia Tech would make it interesting across the end of the third and start of the fourth, tallying 14 unanswered following a one-yard rush by quarterback Haynes King with 2:07 left in the third, and a 15-yard pass from King to Eric Singleton Jr. to make it a 24-17 game with 10:31 to go.

From there, however, the Ole Miss aerial attack took back the game for good. A 40-yard bomb from Dart to wideout Dayton Wade opened the floodgates, leading to a 45-yard field goal from Caden Davis with 7:45 left to make it 27-17. Dart found Jordan Watkins on a long 68-yard touchdown strike to put Ole Miss up 34-17 with 5:59 to play.

The Rebels weren't done there either, as another fourth down stop by the Ole Miss defense led to a second deep pass to Wade, this time a 43-yard connection to the 1-yard line that led to a Qunshon Judkins touchdown.

Tech added a 14-yard touchdown pass from King to Avery Boyd with 1:34 to play, making it a 41-23 game, but Ole Miss put the game out of reach, 48-23, following a 36-yard scoring burst from Matt Jones with 49 seconds to go — his third career score in just nine carries as a Rebel.

Georgia Tech	0	3	7	13	23
Ole Miss	10	0	14	24	48
<b>1st Quarter</b>					
12:38 OM	C. Davis 47 yd field goal				0-3
3:02 OM	J. Dart 1 yd run (C. Davis kick)				0-10
<b>2nd Quarter</b>					
1:09 GT	A. Birr 22 yd field goal				3-10
<b>3rd Quarter</b>					
9:45 OM	U. Bentley IV 21 yd run (C. Davis kick)				3-17
6:00 OM	J. Dart 6 yd run (C. Davis kick)				3-24
2:07 GT	H. King 1 yd run (A. Birr kick)				10-24
<b>4th Quarter</b>					
10:31 GT	E. Singleton Jr. 15 yd pass from H. King (A. Birr kick)				17-24
7:45 OM	C. Davis 45 yd field goal				17-27
5:59 OM	J. Watkins 68 yd pass from J. Dart (C. Davis kick)				17-34
3:40 OM	Q. Judkins 1 yd run (C. Davis kick)				17-41
1:34 GT	A. Boyd 14 yd pass from H. King (failed 2-pt conversion)				23-41
0:49 OM	M. Jones 36 yd run (C. Davis kick)				23-48

<b>Team Stats</b>	<b>GT</b>	<b>OM</b>
First Downs	26	19
Rushes-Yards	47-167	37-299
Passing Yards	307	251
Comp.-Att.-Int.	28-42-0	10-19-0
Total Plays-Yards	89-474	56-550
Fumbles-Lost	1-0	0-0
Penalties-Yards	0-0	5-40
Punt Returns-Avg.	0-0	0-0
KO Returns-Avg.	1-16.0	2-23.5
Interceptions	0	0
Possession Time	39:17	20:43
3rd Down Conv.	11-20	5-10
4th Down Conv.	2-5	1-2

<b>Individual Leaders</b>
<b>Rushing</b>
OM: J. Dart, 14-136 (2 TDs)
U. Bentley IV, 6-61 (1 TD)
GT: J. Haynes, 19-72
<b>Passing</b>
OM: J. Dart, 10-18-251 (1 TD)
GT: H. King, 28-41-307 (2 TDs)
<b>Receiving</b>
OM: J. Watkins, 4-119 (1 TD)
D. Wade, 3-86
GT: E. Singleton Jr., 5-97 (1 TD)

# CHICK-FIL-A PEACH BOWL: VS. PENN STATE

## GAME FIVE #20 OLE MISS 55, #12 LSU 49

Sept. 30, 2023

Attendance: 66,703 • Vaught-Hemingway Stadium • Oxford, Miss.

OXFORD, Miss. — The stars were aligned for Ole Miss on Saturday night. A full moon. An electric, record crowd of 66,703. A powerful offensive attack. And a little bit of luck, as LSU quarterback Jayden Daniels' potential game-winning pass into the endzone fell incomplete, sealing a 55-49 Rebel victory over the 12th-ranked Tigers.

Ole Miss (4-1, 1-1 SEC) and LSU (3-2, 2-1 SEC) combined for a mind-boggling 104 points and 1,343 yards, but it all came down to that final play with five seconds on the clock and the Tigers in position to win on a walk-off touchdown in the endzone. Ole Miss safety Daijahn Anthony had different ideas, though, as he broke up the potential 26-yard game-winner, putting all 66,703 in attendance into a frenzy as the celebration was underway.

The tale of the tape on this one was lengthy. The 55 Rebel points stand as the most scored against an AP ranked opponent in Ole Miss history, the combined point total of 104 stands as the third-most in conference history between two SEC opponents, and the 1,343 yards of total offense stands as the fifth-most in the history of the SEC — the most since 2020.

This game stands out in the Rebel record books as well, with Ole Miss' 706 yards of total offense ranking sixth all-time — giving head coach Lane Kiffin four of the six 700-yard games in program history.

LSU tallied 637 total yards with Daniels ending the day with 513 yards of total offense and five touchdowns, but the Rebels used a complete team effort to emerge victorious.

Ole Miss received a brilliant outing from starting quarterback Jaxson Dart, who ended the day 26-of-39 for a season-high 389 yards and four touchdowns. He was effective on the ground as well with 50 yards and a touchdown, but it was a breakout day by sophomore running back Quinshon Judkins that helped the Rebel offense keep LSU guessing, ending the day with 177 yards and one touchdown on 33 carries while adding a touchdown catch as well.

The Ole Miss offensive line did not allow a single sack, four different Rebels caught a touchdown, three different runners ran one in, and wideouts Tre Harris (eight catches, 153 yards, one TD) and Jordan Watkins (five catches, 103 yards, one TD) combined for 266 yards and two scores to compliment Dart and Judkins for Ole Miss' all-around effort.

LSU	7	21	14	7	49
Ole Miss	21	10	3	21	55
<b>1st Quarter</b>					
10:25	OM	Q. Judkins 4 yd pass from J. Dart (C. Davis kick)			0-7
4:00	OM	U. Bentley IV 43 yd run (C. Davis kick)			0-14
1:25	LSU	B. Thomas Jr. 20 yd pass from J. Daniels (D. Ramos kick)			7-14
0:12	OM	J. Watkins 63 yd pass from J. Dart (C. Davis kick)			7-21
<b>2nd Quarter</b>					
12:46	LSU	L. Diggs 1 yd run (D. Ramos kick)			14-21
8:10	OM	D. Wade 15 yd pass from J. Dart (C. Davis kick)			14-28
4:30	LSU	B. Thomas Jr. 11 yd pass from J. Daniels (D. Ramos kick)			21-28
1:42	OM	C. Davis 28 yd field goal			21-31
0:58	LSU	K. Lacy 29 yd pass from J. Daniels (D. Ramos kick)			28-31
<b>3rd Quarter</b>					
11:30	LSU	J. Daniels 1 yd run (D. Ramos kick)			35-31
8:20	OM	C. Davis 48 yd field goal			35-34
3:41	LSU	L. Diggs 12 yd run (D. Ramos kick)			42-34
<b>4th Quarter</b>					
14:13	OM	Q. Judkins 11 yd run (C. Davis kick)			42-40
8:34	LSU	B. Thomas Jr. 34 yd pass from J. Daniels (D. Ramos kick)			49-40
5:06	OM	J. Dart 1 yd run (C. Davis kick)			49-47
0:39	OM	T. Harris 13 yd pass from J. Dart (C. Davis kick)			49-55

Team Stats	LSU	OM	Individual Leaders
First Downs	34	32	
Rushes-Yards	37-223	49-317	OM: Q. Judkins, 33-180 (1 TD)
Passing Yards	414	389	U. Bentley IV, 9-90 (1 TD)
Comp.-Att.-Int.	27-38-0	26-39-0	LSU: L. Diggs, 19-101 (2 TDs)
Total Plays-Yards	75-637	88-706	
Fumbles-Lost	1-1	0-0	
Penalties-Yards	6-35	11-121	OM: J. Dart, 26-39-389 (4 TDs)
Punt Returns-Avg.	0-0	1-3.0	LSU: J. Daniels, 27-36-414 (4 TDs)
KO Returns-Avg.	2-16.5	2-12.5	
Interceptions	0	0	
Possession Time	29:17	30:43	
3rd Down Conv.	5-10	9-16	OM: J. Harris, 8-153 (1 TD)
4th Down Conv.	0-0	2-3	J. Watkins, 5-103 (1 TD)
			LSU: B. Thomas Jr., 8-124 (3 TDs)

## GAME SIX #15 OLE MISS 27, ARKANSAS 20

Oct. 7, 2023

Attendance: 65,748 • Vaught-Hemingway Stadium • Oxford, Miss.

OXFORD, Miss. — A week after the Ole Miss offense put on a show under the lights at Vaught-Hemingway Stadium, the Rebel defense stepped up with an excellent effort of their own en route to a 27-20 victory over Arkansas.

The Rebels (5-1, 2-1 SEC) held Arkansas (2-4, 0-3 SEC) to 288 total yards of offense, the fewest for Ole Miss against an SEC opponent since 2019. That includes just 36 yards on the ground, the fewest yielded by the Rebels against an SEC opponent since holding Tennessee to zero on Oct. 18, 2014. Ole Miss' defense shined all around, finishing with a season-high five sacks and two interceptions, first by senior Ashanti Cistrunk in the first quarter and then by senior John Saunders Jr. to seal the game in the fourth.

Offensively, the ground game of Quinshon Judkins and Ulysses Bentley IV led the way for Ole Miss, combining for 159 yards and a pair of scores. Quarterback Jaxson Dart completed 16 passes for 153 yards, including a six-yard touchdown pass to Dayton Wade.

Arkansas struck first after an Ole Miss three-and-out. The Rebels responded on the ensuing drive, marching 66 yards to put points on the board. Caden Davis converted a 27-yard field goal with 2:47 to play in the first quarter to make it 7-3.

After allowing the Razorbacks to score on their first possession, the Ole Miss defense started to settle in. Cistrunk picked off KJ Jefferson at the 31-yard line and returned it inside the 10, putting his offense on the doorstep. Four plays later, Judkins cashed in the takeaway, running in the score from one yard out to make it 10-7.

The Rebel defense continued to cause fits in the second quarter. They forced four straight Arkansas punts, including a trio of three-and-outs, to flip the field. J.J. Pegues and Santarine Perkins both found their way into the backfield, recording key sacks. Set up with excellent field position, two big burst runs from Bentley quickly moved Ole Miss inside the red zone. Dart capped off the drive with a 6-yard pop pass to Wade, who trotted into the end zone to extend the Rebels' lead to 10 at 17-7 going into halftime.

On the opening drive of the third quarter, Arkansas drilled a 56-yard field goal to make it a one-score game. The Razorbacks turned up the pressure on Ole Miss, sacking Dart on fourth down to get the ball back. The Razorbacks opened the scoring in the fourth quarter with a 72-yard touchdown drive to take a 20-17 lead over Ole Miss.

The Rebels answered with a 7-yard rushing score by Bentley to retake the lead at 24-20 and would add a Davis field goal to make it 27-20 with 2:43 left in the game.

The Ole Miss' defense stepped up one final time to put the game away with Saunders Jr.'s interception to seal the victory.

Arkansas	7	0	6	7	20
Ole Miss	10	7	0	10	27
<b>1st Quarter</b>					
6:08	AR	T. Washington 3 yd pass from KJ Jefferson (C. Little kick)			7-0
2:47	OM	C. Davis 27 yd field goal			7-3
0:29	OM	Q. Judkins 1 yd run (C. Davis kick)			7-10
<b>2nd Quarter</b>					
1:34	OM	D. Wade 6 yd pass from J. Dart (C. Davis kick)			7-17
<b>3rd Quarter</b>					
10:07	AR	C. Little 56 yd field goal			10-17
2:46	AR	C. Little 26 yd field goal			13-17
<b>4th Quarter</b>					
13:11	AR	T. Washington 17 yd pass from KJ Jefferson (C. Little kick)			20-17
7:49	OM	U. Bentley IV 7 yd run (C. Davis)			20-24
2:43	OM	C. Davis 22 yd field goal			20-27

Team Stats	AR	OM	Individual Leaders
First Downs	17	21	
Rushes-Yards	29-36	45-196	AR: R. Sanders, 8-15
Passing Yards	250	153	OM: U. Bentley IV, 13-94 (1 TD)
Comp.-Att.-Int.	25-39-2	16-25-0	Q. Judkins, 18-65 (1 TD)
Total Plays-Yards	68-286	70-349	
Fumbles-Lost	2-0	1-0	
Penalties-Yards	10-70	5-44	OM: J. Harris, 25-39-250 (2 TDs)
Punt Returns-Avg.	1-2.0	2-5.5	OM: J. Dart, 16-25-153 (1 TD)
KO Returns-Avg.	0-0	0-0	
Interceptions	0	2	
Possession Time	32:32	27:28	AR: T. Washington, 7-90 (2 TDs)
3rd Down Conv.	7-16	4-14	OM: J. Watkins, 7-86
4th Down Conv.	1-1	2-3	T. Harris, 1-26



GAME SEVEN

#12 OLE MISS 28, AUBURN 21

Oct. 21, 2023

Attendance: 88,043 • Jordan-Hare Stadium • Auburn, Ala.

AUBURN, Ala. — The defense showed up when it counted and the offense found timely scores to give Ole Miss its first back-to-back wins against Auburn in more than a half century, as the Rebels edged out the Tigers, 28-21, at Jordan-Hare Stadium on Saturday night.

Ole Miss (6-1, 3-1 SEC) stifled Auburn (3-4, 0-4 SEC) to just 275 yards of total offense, and combined with holding Arkansas to 286 on Oct. 7, this marks the first time the Rebels have held consecutive SEC opponents to fewer than 300 yards since 2009. That defensive effort was helped greatly by a no-fly zone from the Rebel secondary, which shut down the Auburn passing attack to just 122 yards — the fewest against an SEC opponent for Ole Miss since 2019.

The Rebel win marks just their fourth ever at Auburn in games played on the field (first since 2015), and combined with last year's win in Oxford, Ole Miss has now won consecutive games against the Tigers for the first time since 1951-52. Ole Miss is now at least 6-1 to start for the third year in a row, the best such streak since 1960-62.

It was a complete team effort on defense, with eight different Rebels contributing toward nine tackles for loss, in addition to two sacks and two interceptions. Senior linebacker Jeremiah Jean-Baptiste had a career night, tying his career best with 2.0 tackles for loss on top of an Ole Miss leading seven total tackles. Senior defensive backs John Saunders Jr. and Zamari Walton each chipped in an interception, giving Ole Miss its first set of consecutive games with multiple interceptions since 2014.

On offense, sophomore running back Quinshon Judkins led the Ole Miss charge with 124 yards and one touchdown rushing. Quarterback Jaxson Dart ended the night with 246 yards of total offense, going 10-of-16 for 202 yards and one touchdown through the air, while adding 44 yards and a career-high two rushing touchdowns on the ground.

The Rebel defense set the tone early, forcing Auburn into a turnover on downs on its first possession of the game before scoring first on an 11-yard touchdown catch by wideout Zakhari Franklin at the 4:55 mark, his first score as a Rebel. Auburn responded in kind, though, knotting the game 7-7. Ole Miss got right back on the board on its next drive, with Dart finding the endzone from 29 yards out to push the Rebel lead back up to 14-7. The second quarter turned out to be a defensive tug-of-war, with five combined punts and an interception apiece by the Rebels and Tigers, with the lone score being a one-yard TD by Auburn's Hunter to tie the game 14-14.

Defense ruled the beginning of the second half as well, but Ole Miss broke through on its fourth drive on a 1-yard score from Dart as time expired in the third to put the Rebels up 21-14. Judkins added to that edge in the fourth, finding the endzone from four yards out to push the Rebel lead to 28-14. Auburn made it interesting late, though, scoring with just 56 seconds to play, but the ensuing onside kick failed, giving the Rebels the ball and the win.

Ole Miss	14	0	7	7	28
Auburn	7	7	0	7	21
<b>1st Quarter</b>					<b>OM-AU</b>
4:55	OM	Z. Franklin	11 yd pass from J. Dart (C. Davis kick)		7-0
2:59	AU	J. Hunter	53 yd run (A. McPherson kick)		7-7
0:24	OM	J. Dart	29 yd run (C. Davis kick)		14-7
<b>2nd Quarter</b>					
11:44	AU	J. Hunter	1 yd run (A. McPherson kick)		14-14
<b>3rd Quarter</b>					
0:00	OM	J. Dart	1 yd run (C. Davis kick)		21-14
<b>4th Quarter</b>					
7:51	OM	Q. Judkins	4 yd run (C. Davis kick)		28-14
0:56	AU	R. Fairweather	8 yd pass from P. Thorne (A. McPherson kick)		28-21

Team Stats	OM	AU
First Downs	21	10
Rushes-Yards	56-223	39-153
Passing Yards	202	122
Comp.-Att.-Int.	10-17-2	12-17-2
Total Plays-Yards	73-425	56-275
Fumbles-Lost	3-0	0-0
Penalties-Yards	11-66	7-57
Punt Returns-Avg.	1-13.0	3-4.7
KO Returns-Avg.	0-0.0	0-0.0
Interceptions	2	2
Possession Time	34:05	25:55
3rd Down Conv.	2-11	4-14
4th Down Conv.	2-4	2-3

Individual Leaders
<b>Rushing</b>
OM: Q. Judkins, 21-124 (1 TD)
U. Bentley IV, 17-52
AU: J. Hunter, 15-91 (2 TDs)
<b>Passing</b>
OM: J. Dart, 10-16-202 (1 TD)
AU: P. Thorne, 9-13-100 (1 TD)
<b>Receiving</b>
OM: T. Harris, 4-102
C. Prieskorn, 2-63
AU: R. Fairweather, 5-31 (1 TD)

GAME EIGHT

#11 OLE MISS 33, VANDERBILT 7

Oct. 28, 2023

Attendance: 62,914 • Vaught-Hemingway Stadium • Oxford, Miss.

OXFORD, Miss. — A dominant first half helped Ole Miss football pick up its seventh victory of the season to cruise past Vanderbilt 33-7 on Homecoming Saturday night inside Vaught-Hemingway Stadium. The Rebels are now 7-1 for the second straight season, the first time doing so since 1961 and 1962.

Celebrating Homecoming, No. 11 Ole Miss (7-1, 4-1 SEC) picked up its 24th win in their last 27 Homecoming matchups. The victory also marked head coach Lane Kiffin's 30th win at Ole Miss, making him the second-fastest head coach to 30 wins in Ole Miss history, trailing only Harry Mehre's 38 games.

The Landshark defense was swarming all night, holding Vanderbilt (2-7, 0-5 SEC) to 229 yards of total offense, the fewest against an SEC opponent since holding Texas A&M to 192 on Oct. 24, 2015. The defensive line, led by Jared Ivey with 2.5 sacks, lived in the backfield, tying a season-high with five sacks and seven tackles for loss. In the secondary, Ole Miss also held Vanderbilt to just 60 yards passing, the fewest against an SEC opponent since stuffing Vanderbilt to 60 yards on Sept. 6, 2014. Trey Washington helped stifle the passing attack, finishing with a career-best two interceptions and marking the first time Ole Miss has recorded three consecutive games with multiple picks since the 2014 season.

Offensively, quarterback Jaxson Dart passed for 240 yards, eclipsing the 5,000-yard mark in his Ole Miss career and the 10th most by a Rebel quarterback in program history. Wideout Dayton Wade hauled in eight passes for a career-high 120 yards and a touchdown. The senior also topped the 1,000-yard mark in his career along with teammate Jordan Watkins, who passed 1,000 receiving yards at Ole Miss. Quinshon Judkins powered the ground game with 124 of the team's 177 yards, moving into sixth all-time at Ole Miss in rushing.

The Homecoming Party started early in Oxford, as the Rebels scored on their first five drives of the game and held Vanderbilt to 82 yards in the first half, only allowing the Commodores to have one play on Ole Miss' side of the field.

The third quarter started with the best drive of the night for the Commodores, however, it was cut short by Washington, who stepped in front of a pass and snatched his second interception of the night. The Rebels couldn't capitalize on the takeaway after turning the ball over on downs just outside the red zone. Vanderbilt embarked on a 5:30, 65-yard scoring drive to get on the board and make it 26-7 before the quarter came to a close.

Following a couple of quiet drives on offense, Dart and the Rebels took advantage of great field position thanks to a pair of sacks from Ivey and JJ Pegues. The running back duo of Ulysses Bentley IV and Judkins, combined with a scramble from Dart, picked up 39 of the drive's 47 yards on the ground before Judkins cashed in his second rushing touchdown of the night to make it 33-7 and cap the scoring. The score also marked the 25th of the sophomore's career, tied for the fourth most by any player to wear a Rebel uniform.

Vanderbilt	0	0	7	0	7
Ole Miss	13	13	0	7	33
<b>1st Quarter</b>					<b>VU-OM</b>
13:21	OM	Q. Judkins	18 yd run (C. Davis kick)		0-7
10:34	OM	C. Davis	27 yd field goal		0-10
0:33	OM	C. Davis	48 yd field goal		0-13
<b>2nd Quarter</b>					
11:11	OM	J. Dart	1 yd run (C. Davis kick)		0-20
7:40	OM	D. Wade	6 yd pass from J. Dart (2 pt conversion failed)		0-26
<b>3rd Quarter</b>					
1:57	VU	W. Taylor	2 yd run (J. Borcila)		7-26
<b>4th Quarter</b>					
9:33	OM	Q. Judkins	3 yd run (C. Davis kick)		7-33

Team Stats	VU	OM
First Downs	13	22
Rushes-Yards	44-169	40-177
Passing Yards	60	254
Comp.-Att.-Int.	8-20-2	20-29-1
Total Plays-Yards	64-229	69-431
Fumbles-Lost	1-0	1-0
Penalties-Yards	4-40	6-46
Punt Returns-Avg.	0-0.0	1-19.0
KO Returns-Avg.	1-18.0	1-21.0
Interceptions	1	2
Possession Time	32:59	27:01
3rd Down Conv.	3-15	5-13
4th Down Conv.	1-5	2-3

Individual Leaders
<b>Rushing</b>
VU: W. Taylor, 20-59 (1 TD)
OM: Q. Judkins, 17-124 (2 TD)
U. Bentley IV, 7-42
<b>Passing</b>
VU: W. Taylor, 4-12-38
OM: J. Dart, 19-28-240 (1 TD)
<b>Receiving</b>
VU: W. Sheppard, 4-17
OM: D. Wade, 8-120 (1 TD)
T. Harris, 6-67

# CHICK-FIL-A PEACH BOWL: VS. PENN STATE

## GAME NINE #10 OLE MISS 38, TEXAS A&M 35

Nov. 4, 2023

Attendance: 65,680 • Vaught-Hemingway Stadium • Oxford, Miss.

OXFORD, Miss. — It was a fierce, back-and-forth battle between Ole Miss and Texas A&M all game long. But with the game on the line, the Rebel defense stood tall, with sophomore defensive lineman Zxavian Harris just barely tipping a potential game-tying field goal astray — sealing a thrilling 38-35 victory for the Rebels at Vaught-Hemingway on Saturday.

All week, Ole Miss head coach Lane Kiffin warned his team that the Aggies were for real, and Saturday's tug-of-war proved him right. The Rebels (8-1, 5-1 SEC) were firing on all cylinders on offense, ending with 518 total yards — thanks in large part to a superb passing outing of 387 yards — but Texas A&M (5-4, 3-3 SEC) snagged a late fourth-quarter lead to put some fear into the Vaught-Hemingway faithful.

The Aggies were no slouches on offense either, ending the day with 457 total yards, and their talented defense gave Ole Miss fits at times — including a huge 75-yard blocked field goal returned for a touchdown to stymie the Rebels from going up three scores in the first half. From that point, both teams traded scores until A&M broke the streak with a long drive late in the fourth to take a 35-31 lead. But Ole Miss responded with a late march of their own and Harris' blocked field goal on the ensuing Aggie drive to hang on for victory.

Rebel quarterback Jaxson Dart was electric, ending the day 24-of-33 for 387 yards and two touchdowns — including 213 yards and one touchdown on 11 connections with star wideout, Tre Harris. Today's huge game by Harris makes him just the sixth Rebel to ever break 200 yards in a single game, the ninth total 200-yard receiving game in school history.

Sophomore running back Quinshon Judkins battled his way through a stout Aggie run defense for 102 yards and a career-high three touchdowns on 23 carries — putting him second all-time at Ole Miss in rushing touchdowns (28) and fifth in rushing yards (2,360).

The Rebel defense was bent, but it never fully broke, with two huge late pass breakups by leading tackler Trey Washington (10 tackles) and DeShawn Gaddie Jr. on A&M's last drive to force the eventual blocked 47-yard try at the end of the game.

Sophomore defensive lineman Zxavian Harris — who entered with two prior blocked kicks in his career — was able to just barely reach up and tip Aggie kicker Randy Bond's game-tying attempt from 47 yards out, sending it just mildly astray as the clock hit zeroes and the Rebel victory was assured.

Ole Miss moved to 8-1 for the second straight season, the first time doing so in back-to-back years since 1961 (8-1) and 1962 (9-0).

Texas A&M	0	14	7	14	35
Ole Miss	7	13	11	7	38
<b>1st Quarter</b>					<b>TAMU-OM</b>
7:45	OM	Q. Judkins 9 yd run (C. Davis kick)			0-7
<b>2nd Quarter</b>					
12:53	OM	T. Harris 11 yd pass from J. Dart (C. Davis kick)			0-14
8:12	TAMU	J. Matthews 75 yd blocked field goal return (R. Bond kick)			7-14
6:53	OM	J. Watkins 29 yd pass from J. Dart (C. Davis kick)			7-20
1:44	TAMU	L. Moss 13 yd run (R. Bond kick)			14-20
<b>3rd Quarter</b>					
7:04	OM	Q. Judkins 6 yd run (C. Davis kick)			14-28
5:05	TAMU	J. Johnson 28 yd pass from M. Johnson (R. Bond kick)			21-28
0:46	OM	C. Davis 22 yd field goal			21-31
<b>4th Quarter</b>					
12:04	TAMU	A. Daniel 1 yd run (R. Bond kick)			28-31
4:34	TAMU	M. Johnson 1 yd run (R. Bond kick)			35-31
1:40	OM	Q. Judkins 1 yd run (C. Davis kick)			35-38

Team Stats	TAMU	OM
First Downs	30	26
Rushes-Yards	36-152	33-131
Passing Yards	305	387
Comp.-Att.-Int.	31-42-1	24-33-0
Total Plays-Yards	78-457	66-518
Fumbles-Lost	2-0	0-0
Penalties-Yards	9-73	8-61
Punt Returns-Avg.	2-4.0	1-0.0
KO Returns-Avg.	0-0.0	4-20.8
Interceptions	0	1
Possession Time	35:37	24:23
3rd Down Conv.	5-11	4-11
4th Down Conv.	1-1	1-1

Individual Leaders
<b>Rushing</b>
TAMU: A. Daniels, 12-70 (1 TD)
OM: Q. Judkins, 23-102 (3 TDs)
U. Bentley IV, 6-20
<b>Passing</b>
TAMU: M. Johnson, 31-42-305 (1 TD)
OM: J. Dart, 24-33-387 (2 TDs)
<b>Receiving</b>
TAMU: J. Walker, 8-100
OM: T. Harris, 11-213 (1 TD)
D. Wade, 4-80

## GAME TEN #1 GEORGIA 52, #9 OLE MISS 17

Nov. 11, 2023

Attendance: 92,746 • Sanford Stadium • Athens, Ga.

ATHENS, Ga. — Ole Miss got two touchdowns from its star running back to make it tight early, but was unable to keep pace with a powerful Georgia Bulldogs team in a 52-17 loss between the hedges at Sanford Stadium on Saturday night.

The 9th-ranked Rebels (8-2, 5-2 SEC) made it a fight early on after two scores from sophomore running back Quinshon Judkins, but the two-time defending national champions Georgia (10-0, 7-0 SEC) took command of the game with a 14-0 run to close the half and ultimately a 31-0 run from the end of the second quarter to the beginning of the fourth.

Ole Miss was able to move the ball early on thanks to the ground game established by Judkins, but the Bulldog defense quickly adjusted and stymied the potent Rebel offensive attack. Judkins finished the night with 75 yards and two touchdowns on 22 carries, becoming the first rusher to score twice in a game against Georgia since 2020.

Starting quarterback Jaxson Dart finished the night 10-of-17 for 112 yards and one interception, and was forced out of the game late in the third quarter due to injury. Spencer Sanders was 4-of-7 for 61 yards in relief, and leading the way receiving was senior Dayton Wade with three catches for 45 yards — including a spectacular 23-yard one-handed grab in the fourth quarter from Sanders.

The Rebels got on the board first 7-0, with Judkins taking some of the energy out of the 92,746 Bulldog faithful in attendance with a 15-yard punch-in at 10:30 on the clock. The Bulldogs responded in kind, as Georgia QB Carson Beck orchestrated a quick six-play, 75-yard drive finished off by a one-yard score by Daijun Edwards to knot the game 7-7.

The Bulldogs got a stop and got right back on the board on its next drive, with Beck finding Ladd McConkey from 28 yards out to take a 14-7 lead with 3:09 left in the opening quarter. Judkins answered for the Rebels in the early moments of the second quarter, scoring from four yards with 14:16 left in the half to tie the game 14-14.

Georgia ended the half with a 1-yard score from Edwards and a 7-yard rushing touchdown from Kendall Milton, and the third quarter saw another score from Milton from 33 yards out and a 27-yard field goal from Peyton Woodring to give Georgia a 38-14 advantage heading into the fourth.

Star Bulldog tight end Brock Bowers found the endzone in his return from eight yards out with 14:12 left in the game before a 29-yard Ole Miss field goal from Caden Davis at 8:50 made it a 45-17 game. Georgia's Andrew Paul ended the scoring with a four-yard touchdown run with 4:12 left in the game, putting the top-ranked Bulldogs on top for good at 52-17.

Ole Miss	7	7	0	3	17
Georgia	14	14	10	14	52
<b>1st Quarter</b>					<b>OM-UGA</b>
10:30	OM	Q. Judkins 15 yd run (C. Davis kick)			7-0
7:28	UGA	D. Edwards 1 yd run (Woodring kick)			7-7
3:09	UGA	L. McConkey 29 yd pass from C Beck (Woodring kick)			6-14
<b>2nd Quarter</b>					
14:16	OM	Q. Judkins 4 yd run (C. Davis kick)			14-14
9:58	UGA	D. Edwards 1 yd run (Woodring kick)			14-21
2:27	UGA	K. Milton 7 yd run (Woodring kick)			14-28
<b>3rd Quarter</b>					
9:15	UGA	K. Milton 33 yd run (Woodring)			14-35
3:50	UGA	P. Woodring 27 yd field goal			14-38
<b>4th Quarter</b>					
14:12	UGA	B. Bowers 8 yd pass from C. Beck (Woodring kick)			14-45
8:50	OM	C. Davis 29 yd field goal			17-45
4:12	UGA	A. Paul 4 yd run (P. Woodring kick)			17-52

Team Stats	OM	UGA
First Downs	18	25
Rushes-Yards	45-179	35-300
Passing Yards	173	311
Comp.-Att.-Int.	14-24-1	19-26-1
Total Plays-Yards	69-352	61-611
Fumbles-Lost	0-0	0-0
Penalties-Yards	9-68	5-55
Punt Returns-Avg.	0-0.0	1-8.0
KO Returns-Avg.	2-13.0	0-0.0
Interceptions	1	1
Possession Time	29:03	30:57
3rd Down Conv.	6-15	5-8
4th Down Conv.	2-4	0-0

Individual Leaders
<b>Rushing</b>
OM: Q. Judkins, 22-75 (2 TDs)
U. Bentley IV, 6-23
UGA: K. Milton, 9-127 (2 TDs)
<b>Passing</b>
OM: J. Dart, 10-17-112 (1 TD)
UGA: C. Beck, 18-25-306 (2 TDs)
<b>Receiving</b>
OM: C. Prieskorn, 2-48
D. Wade, 3-45
UGA: L. McConkey, 4-81 (1 TD)

**GAME ELEVEN**  
**#13 OLE MISS 35, ULM 3**

**Nov. 18, 2023**

**Attendance: 60,752 • Vaught-Hemingway Stadium • Oxford, Miss.**

**OXFORD, Miss.** — Ole Miss ripped off a 28-0 second half run, primarily through the air, as the Rebels bested ULM, 35-3, in its 2023 home finale at Vaught-Hemingway Stadium on Saturday.

Ole Miss (9-2) found itself in a first-half dogfight with the Warhawks (2-9), leading only 7-3 at the break. But the Rebels came out of the break swinging on offense, throwing for 249 of their 371 passing yards in the final two quarters and finding the endzone on four of their last six drives. Ole Miss finishes the 2023 season 7-0 in games played on campus for just the second time in program history, joining the 2021 campaign.

Junior quarterback Jaxson Dart had an excellent day, ending 24-of-31 for 310 yards and three touchdowns through the air — his sixth 300-yard passing effort as a Rebel. Senior QB Spencer Sanders was sharp in late relief as well, going 4-of-5 for 61 yards and a score. Both signal callers were helped by a big day all around from the Ole Miss receiving corps, with four different Rebel pass catchers hauling in a touchdown — two of which were beyond the 50-yard mark.

Senior Dayton Wade charted his third career 100-yard game with 108 yards on seven catches, helped greatly by a 58-yard scoring bomb from Dart late in the third quarter. Other Ole Miss receivers with strong days included Jordan Watkins (6 rec., 73 yards), Caden Prieskorn (6 rec., 69 yards, 1 TD), Tre Harris (4 rec., 63 yards, 1 TD) and freshman Cayden Lee (1 rec., 51 yards, 1 TD).

Senior Ashanti Cistrunk led defensively with seven total tackles (three solo) and a half tackle for loss, while Trey Washington nabbed his third interception of the season along with five tackles.

The first half was a tale of two quarters, as Ole Miss outgained the Warhawks 172-1 in the first frame before ULM flipped the script and led 102-27 in the second. Running back Ulysses Bentley IV broke open the scoring at 4:26 in the first, scampering in from 14 yards out to cap off a long 10-play, 85-yard drive. Neither team would dent the scoreboard again until ULM's Braxton Guilbeau nailed a 26-yard field goal as time expired to make it a 7-3 Rebel lead at the break.

The Rebel defense forced a three-and-out on ULM's opening possession of the second half, and from there the Ole Miss passing attack took control. Dart marched the Rebels 78 yards down the field on the ensuing drive, connecting with Tre Harris from 13 yards out to take a 14-3 lead. That was the first of three consecutive touchdown drives by the Rebels in the third quarter, with Dart finding Prieskorn from two yards out at 4:15 and hitting a streaking Dayton Wade on a deep 58-yard missile to take a 28-3 lead at 1:46 heading into the fourth.

Spencer Sanders had a long pass of his own to close the scoring, hitting freshman Cayden Lee on a short pass that Lee broke free on for a 51-yard score with 6:12 to play — putting the Rebels up for good at 35-3.

<b>ULM</b>	<b>0</b>	<b>3</b>	<b>0</b>	<b>0</b>	<b>3</b>
<b>Ole Miss</b>	<b>7</b>	<b>0</b>	<b>21</b>	<b>7</b>	<b>35</b>
<b>1st Quarter</b>					<b>ULM-OM</b>
4:26	OM	U. Bentley 14 yd run (C. Davis kick)			0-7
<b>2nd Quarter</b>					
0:00	ULM	B. Guilbeau 26 yd field goal			3-7
<b>3rd Quarter</b>					
9:44	OM	T. Harris 13 yd pass from J. Dart (C. Davis kick)			3-14
4:15	OM	C. Prieskorn 2 yd pass from J. Dart (C. Davis kick)			3-21
1:46	OM	D. Wade 58 yd pass from J. Dart (C. Davis kick)			3-28
<b>4th Quarter</b>					
6:12	OM	C. Lee 51 yd pass from S. Sanders (C. Costa kick)			3-35

<b>Team Stats</b>	<b>ULM</b>	<b>OM</b>
First Downs	19	27
Rushes-Yards	46-192	37-127
Passing Yards	66	371
Comp.-Att.-Int.	8-22-1	28-36-0
Total Plays-Yards	68-258	73-498
Fumbles-Lost	2-0	2-0
Penalties-Yards	7-65	8-81
Punt Returns-Avg.	1-10.0	1-2.0
KO Returns-Avg.	1-0.0	1-0.0
Interceptions	0	1
Possession Time	34:04	25:56
3rd Down Conv.	5-15	7-14
4th Down Conv.	0-3	1-3

<b>Individual Leaders</b>
<b>Rushing</b>
ULM: H. Smith, 17-74
OM: Q. Judkins, 18-65
U. Bentley IV, 9-47 (1 TD)
<b>Passing</b>
ULM: J. Wright, 7-19-56
OM: J. Dart, 24-31-310 (3 TDs)
<b>Receiving</b>
ULM: T. Howell, 3-34
OM: D. Wade, 7-108 (1 TD)
J. Watkins, 6-73

**GAME TWELVE**  
**#12 OLE MISS 17, MISSISSIPPI STATE 7**

**Nov. 23, 2023**

**Attendance: 60,412 • Davis Wade Stadium • Starkville, Miss.**

**STARKVILLE, Miss.** — Both defenses gave no quarter early on, but two key second-half scoring drives by the Rebel offense helped lift Ole Miss to a 17-7 victory over Mississippi State in a slugfest of an Egg Bowl on Thanksgiving night.

Ole Miss (10-2, 6-2 SEC) found itself in an intense tug-of-war against the Bulldogs (5-7, 1-7 SEC) against an energized crowd at Davis Wade, and one glance at the stat sheet finds a near mirror image for the in-state rivals. The Rebels' 307 yards of total offense weren't far from State's 303, and they were inverses of each other in passing (State led 207-96) and rushing (Ole Miss led 211-96). With both defenses in prime form, it came down to timing, and Ole Miss struck at the right moments with late touchdowns to Quinshon Judkins and Caden Prieskorn to push the Rebels over the top.

Ole Miss was led by another powerful outing by sophomore running back Quinshon Judkins, who ended the night with 119 yards and one touchdown on 23 carries. Judkins passed the 1,000-yard mark for the season in the third quarter, making him one of eight in FBS history and one of two in SEC history alongside Herschel Walker with 1,000 yards and 15 touchdowns in each of their first two seasons as freshmen and sophomores.

Judkins' bruising rushing attack was made effective by a superb outing by the Landshark defense, which held State to its fewest total yards in the Egg Bowl since 2019. Senior safety Daijahn Anthony was a one-man wrecking crew, nearly doubling his career-high with 15 total tackles (six solo), including eight in the first half.

Neither offense could get anything going early as both Ole Miss and Mississippi State rarely gave an inch on defense in the first half. It took the first scoreless first quarter in the Egg Bowl since 2013 and nine total drives until the first points of the game, a 36-yard Rebel field goal by Caden Costa at 8:23 in the first quarter. That 3-0 Ole Miss edge would carry into the break, the first time the Egg Bowl had gone into halftime without a touchdown scored by either team since 1990.

State came out of the break swinging, stuffing the Rebels to a three-and-out before marching down the field and taking a 7-3 lead on a 10-play, 71-yard drive that ate up 4:55 off the clock and ended with quarterback Will Rogers punching it in from one yard out.

Ole Miss responded with the first and only consecutive scoring drives of the evening by either team, with Judkins capping off a 10-play, 75-yard drive from two yards out to put the Rebels back up 10-7 at the 4:47 mark of the third. Ole Miss quickly capitalized on the momentum as well, forcing State to a three-and-out of its own before Dart marshalled the Rebel offense down 71 yards in 4:26 — ending with a 26-yard floater to a wide-open Caden Prieskorn for the score to make it 17-7 with 13:26 to play.

From there, the Rebel defense settled back in and forced Mississippi State scoreless on each of its last three possessions to hang on for the win and bring the Golden Egg back to Oxford.

<b>Ole Miss</b>	<b>0</b>	<b>3</b>	<b>7</b>	<b>7</b>	<b>17</b>
<b>Mississippi State</b>	<b>0</b>	<b>0</b>	<b>7</b>	<b>0</b>	<b>7</b>
<b>2nd Quarter</b>					<b>OM-MSU</b>
8:23	OM	C. Costa 36 yd field goal			3-0
<b>3rd Quarter</b>					
8:33	MSU	W. Rogers 1 yd run (K. Ferrie kick)			3-7
4:47	OM	Q. Judkins 2 yd run (C. Davis kick)			10-7
<b>4th Quarter</b>					
13:26	OM	C. Prieskorn 26 yd pass from J. Dart (C. Davis kick)			17-7

<b>Team Stats</b>	<b>OM</b>	<b>MSU</b>
First Downs	22	16
Rushes-Yards	49-211	28-96
Passing Yards	96	207
Comp.-Att.-Int.	14-26-0	25-39-0
Total Plays-Yards	75-307	67-303
Fumbles-Lost	0-0	0-0
Penalties-Yards	6-30	4-56
Punt Returns-Avg.	0-0.0	3-8.0
KO Returns-Avg.	0-0.0	1-15.0
Interceptions	0	0
Possession Time	31:57	28:03
3rd Down Conv.	4-16	4-16
4th Down Conv.	2-2	1-2

<b>Individual Leaders</b>
<b>Rushing</b>
MSU: J. Marks, 12-39
OM: Q. Judkins, 28-119 (1 TD)
U. Bentley IV, 10-63
<b>Passing</b>
MSU: W. Rogers, 25-39-207
OM: J. Dart, 14-26-96 (1 TD)
<b>Receiving</b>
MSU: Z. Thomas, 6-88
OM: C. Prieskorn, 4-38 (1 TD)
T. Harris, 3-27

**eli**  
**73 ACKER**  
Columbus, Miss. • Heritage Academy  
6-5 • 295 • 3L • General Business

JR. OL



Ole Miss

2023: vs. Mercer (9/2/23): Played 44 snaps in a reserve role on the offensive line, ranked as the third-best in run blocking per PFF (71.8 grade) ... at #22 Tulane (9/9/23): Played in 13 total snaps in a reserve role across offense and special teams, recorded one tackle ... vs. Georgia Tech (9/16/23): Appeared in 30 total snaps in a reserve role across offense and special teams, ranked as the third-best in pass blocking per PFF (78.5 grade) ... at #12 Alabama (9/23/23): Played 13 total snaps across offense and special teams ... vs. LSU (9/30/23): Participated in 19 total offensive and special teams snaps ... vs. Arkansas (10/7/23): Played in 16 total offensive and special teams snaps ... at Auburn (10/21/23): Saw action in 14 offensive and special teams snaps ... vs. Vanderbilt (10/28/23): Participated in 28 snaps across offense and special teams, ranked as the second-best in pass blocking per PFF (78.3 grade) ... vs. Texas A&M (11/4/23): Played on nine special teams snaps ... at #1 Georgia (11/11/23): Played 50 total snaps across offense and special teams, 42 in a key reserve role on the offensive line ... vs. ULM (11/18/23): Played 35 total snaps across offense and special teams ... at Mississippi State (11/23/23): Played 11 special teams snaps, one offensive snap ... 2022: Appeared in all 13 games, making five starts at right guard ... Totaled 389 snaps on the offensive line and 60 on special team ... 2021: Named to the Freshman All-SEC team ... Participated in 10 total games on the offensive line ... Started the final four games of the season at right guard ... Allowed just one sack in 168 pass blocks ... Blocked for the sixth-ranked total offense (492.5) in the country, as well as the No. 12 rushing offense (217.6) ... Member of offensive line unit that has helped blocked for a rushing attack that featured four players who rushed for more than 500 yards in 2021 ... 2020: Appeared in one game as a true freshman and was redshirted ... Earned first collegiate letter ... Member of the 2019-20 signing class ... HIGH SCHOOL: Listed as a four-star prospect by ESPN ... Rated a three-star prospect by Rivals and 247Sports ... Ranked No. 8 player in the state of Mississippi by both 247Sports Composite and ESPN ... Ranked as the 34th offensive tackle and eight-best player in Mississippi by the 247Sports composite rankings ... Garnered the 36th OT spot and No. 8 spot in Mississippi via ESPN ... Three-year captain at Heritage Academy ... Helped lead the Patriots to a MAIS 5A state championship as a senior ... Was a 2019 first team MaxPreps Small Schools All-America selection ... Tabbed the 2019 MAIS 5A Player of the Year ... Selected to the MAIS All-Star Game ... Named all-state by MaxPreps and the Clarion-Ledger following senior season ... Chose Ole Miss over offers from Alabama, Georgia, Mississippi State, Arkansas, Notre Dame, Miami and Nebraska ... Also lettered in basketball at Heritage Academy ... Coached by Sean Harrison ... PERSONAL: Son of John and Alise Acker ... Full name is Elijah Kirk Acker ... Born May 11, 2001 ... 2020-21 SEC First-Year Honor Roll ... SEC Fall Academic Honor Roll in 2021 ... Dean's Honor Roll in fall 2020 ... Athletic Director's Honor Roll in spring 2021 ... General business major.


ACKER'S CAREER STATISTICS

—OFFENSE—

YEAR	G-S
2020	1-0
2021	10-4
2022	13-5
2023	12-0
<b>Total</b>	<b>36-9</b>

**joshua**  
**20 AKA**  
Starkville, Miss. • East Mississippi CC  
5-10 • 180 • TR • Exercise Science

SR.\* WR



Ole Miss

2023: vs. Mercer (9/2/23): Appeared in 14 offensive snaps in collegiate debut ... at #22 Tulane (9/9/23): Appeared on two total snaps across offense and special teams ... vs. Georgia Tech (9/16/23): Played in three offensive snaps ... vs. #12 LSU (9/30/23): Participated in a reserve role ... vs. Arkansas (10/7/23): Played in two offensive snaps in a reserve role ... vs. Vanderbilt (10/28/23): Saw action in six snaps on offense ... vs. ULM (11/18/23): Played two total snaps, one each on offense and special teams ... Non-scholarship player and transfer who joined team prior to the start of spring drills ... EAST MISSISSIPPI: Racked up 684 receiving yards and three touchdowns in two seasons at EMCC ... Ranked second on the team in 2022 with 326 yards and two scores ... Helped lead East Mississippi to its eighth MACCC Championship ... Finished with 358 yards and one TD on 2021 ... HIGH SCHOOL: Totaled 56 receptions for 770 yards and 11 touchdowns as a senior ... Helped lead Starkville HS to a 12-3 record, including a perfect 7-0 mark in district play ... Caught 23 passes for 251 yards and three scores in 2018 ... Appeared in one varsity game as a sophomore ... Coached by Chris Jones ... PERSONAL: Son of James & Jackie Harris ... Full name is Joshua Emmanuel Aka ... Born Oct. 8, 2001 ... Chancellor's Honor Roll in spring 2023 ... Exercise science major.

AKA'S CAREER STATISTICS

—RECEIVING—

Year	G-S	Rec	Yds	TD	Lg	Avg.
2023	7-0	0	0	0	0	0.0
<b>Total</b>	<b>7-0</b>	<b>0</b>	<b>0</b>	<b>0</b>	<b>0</b>	<b>0.0</b>

**jason**  
**42 ALBRITTON**  
Lithia, Fla. • USF  
5-10 • 220 • TR • Sport & Recreation Admin.

SO. RB



Ole Miss

2023: vs. ULM (11/18/23): Played four snaps on special teams in Ole Miss debut ... at Mississippi State (11/23/23): Played two special teams snaps ... Non-scholarship transfer who joined the team prior to the start of fall camp ... USF: Saw action in six games as a true freshman for the Bulls ... Carried the ball 12 times for 72 yards and one touchdown ... Posted a career-best four carries for 40 yards against Temple ... HIGH SCHOOL: Four-year letterwinner at Newsome HS ... Three-year captain for the Wolves ... Ran for 3,927 yards and 42 touchdowns during his four-year career ... He twice ran for more than 1,400 yards and 14 touchdowns in a season ... Averaged 6.5 yards per carry on his career ... Posted 18 100-yard rushing games on his career ... Averaged 127.7 yards per game in his senior season as he ran for 1,405 yards and 14 touchdowns ... Tallied 1,456 yards and 14 touchdowns as a sophomore ... Also lettered in wrestling and track ... Coached by Christian Yockey ... PERSONAL: Son of Steve and Emily Albritton ... Full name is Jason Phillip Albritton ... Born Jan. 13, 2004 ... Sport & recreation administration major.

ALBRITTON'S CAREER STATISTICS

—RUSHING—

Year	G-S	Att	Yds	TD	Lg	Avg.
2022 (USF)	6-0	12	72	1	18	6.0
2023 (OM)	2-0	0	0	0	0	0.0
<b>Total</b>	<b>8-0</b>	<b>12</b>	<b>72</b>	<b>1</b>	<b>18</b>	<b>6.0</b>
<b>Total at OM</b>	<b>2-0</b>	<b>0</b>	<b>0</b>	<b>0</b>	<b>0</b>	<b>0.0</b>
<b>Total at USF</b>	<b>6-0</b>	<b>12</b>	<b>72</b>	<b>1</b>	<b>18</b>	<b>6.0</b>

ALBRITTON'S CAREER HIGHS

RUSHING ATTEMPTS: 4, 2x, MR: vs. SMU (11/12/22) - at USF  
RUSHING YARDS: 40, at Temple (11/05/22) - at USF  
RUSHING TOUCHDOWNS: 1, vs. SMU (11/12/22) - at USF  
LONGEST RUSH: 18, at Temple (11/05/22) - at USF  
LONGEST KICKOFF RETURN: 18, at Temple (11/05/22) - at USF



**3** **daijahn ANTHONY** **SR.** **S**

Richmond, Va. • Liberty

6-0 • 205 • TR • Interdisciplinary Studies



**2023:** vs. Mercer (9/2/23): Talled three tackles and an interception in his Ole Miss debut in 26 defensive snaps and 14 special teams snaps ... at #22 Tulane (9/9/23): Made first start as a Rebel at strong safety, notching two tackles and breaking up two passes in 65 total defensive snaps ... vs. Georgia Tech (9/16/23): Started at strong safety, logging four tackles and breaking up one pass in 64 snaps across defense and special teams ... Recovered field goal block that led to a field goal by Caden Davis to extend the Rebel lead, led Ole Miss in pass coverage rating with an 89.3 PFF grade in 36 coverage snaps ... at #12 Alabama (9/23/23): Made five tackles in 37 total defensive snaps, ranked as the second-best in tackle rating per PFF (78.8 grade) ... vs. #12 LSU (9/30/23): Started at nickelback, tallying six tackles (four solo), one pass breakup, and tied a career-high 1.0 TFL for a loss of four yards in 83 total defensive and special teams snaps ... Forced first career fumble that led to a vital touchdown in the first quarter, also had game-sealing pass breakup in the endzone ... vs. Arkansas (10/7/23): Started at strong safety, posting three assisted tackles, one pass breakup, and 0.5 TFL for a loss of a yard in 67 total snaps across defense and special teams ... Rated second-best in tackling per PFF (81.6 grade) ... at Auburn (10/21/23): Registered three tackles (two solo) and 1.0 TFL for a loss of nine yards in 49 snaps across defense and special teams ... vs. Vanderbilt (10/28/23): Started at nickelback, tallied a solo tackle in 47 snaps across defense and special teams ... vs. Texas A&M (11/4/23): Started at nickel and tied Ole Miss career-high with six tackles (one solo), added one pass breakup in 78 total snaps across defense and special teams ... at #1 Georgia (11/11/23): Started at nickel, led team with six tackles (three solo) and one interception across 56 total snaps on defense and special teams ... vs. ULM (11/18/23): Started at safety, made four solo tackles and one PBU in 46 total snaps ... at Mississippi State (11/23/23): Nearly doubled his career high, led team with 15 total tackles (6 solo) in 72 total snaps across defense and special teams ... Reese's Senior Bowl Watch List ... Transfer who arrived on campus prior to the start of fall camp ... **LIBERTY:** Appeared in 24 career games for the Flames in his two seasons at Liberty ... Tallied 43 career total tackles and three interceptions ... Had career year in 2022 with 28 tackles and four pass breakups ... **SHEPHERD:** Did not compete for the Rams (Division 2) in 2020 due to COVID ... Appeared in 10 games in 2019 while making five starts as a true freshman ... Tallied 14 total tackles with two interceptions ... **HIGH SCHOOL:** Two-year letterwinner at Henrico HS ... Earned All-Region accolades as a senior in 2017 ... Tied the record for most interceptions in a single game with four ... **PERSONAL:** Son of Travis Anthony and Latasha Pair ... Full name is Daijahn Nyckell Anthony ... Born Sept. 9, 2000 ... Graduated from Liberty with a bachelor's degree in interdisciplinary studies.

**ANTHONY'S CAREER STATISTICS**

—DEFENSE—

Year	G-S	UT	AT	TT	TFL-YDS	Sacks-Yds
2019 (Shep.)	10-5	13	1	14	0.0-0	0.0-0
2021 (LU)	12-3	9	5	14	1.0-1	0.0-0
2022 (LU)	12-12	19	8	27	0.5-1	0.0-0
2023 (OM)	12-9	25	33	58	2.5-14	0.0-0
<b>Total</b>	<b>46-29</b>	<b>66</b>	<b>47</b>	<b>113</b>	<b>4.0-16</b>	<b>0.0-0</b>
<b>Total at OM</b>	<b>12-9</b>	<b>25</b>	<b>33</b>	<b>58</b>	<b>2.5-14</b>	<b>0.0-0</b>
<b>Total at LU</b>	<b>24-15</b>	<b>28</b>	<b>13</b>	<b>41</b>	<b>1.5-2</b>	<b>0.0-0</b>
<b>Total at Shep.</b>	<b>10-5</b>	<b>13</b>	<b>1</b>	<b>14</b>	<b>0.0-0</b>	<b>0.0-0</b>

Year	FF	FR	PBU	QBH	INT	BLK
2019 (Shep.)	0	0	3	0	2	0
2021 (LU)	0	0	2	0	1	0
2022 (LU)	0	0	4	0	2	0
2023 (OM)	1	0	7	0	2	0
<b>Total</b>	<b>1</b>	<b>0</b>	<b>16</b>	<b>0</b>	<b>7</b>	<b>0</b>
<b>Total at OM</b>	<b>1</b>	<b>0</b>	<b>7</b>	<b>0</b>	<b>2</b>	<b>0</b>
<b>Total at LU</b>	<b>0</b>	<b>0</b>	<b>6</b>	<b>0</b>	<b>3</b>	<b>0</b>
<b>Total at Shep.</b>	<b>0</b>	<b>0</b>	<b>3</b>	<b>0</b>	<b>2</b>	<b>0</b>

**ANTHONY'S OVERALL CAREER HIGHS**

TACKLES: 15, at Mississippi State (11/23/23) - at Ole Miss  
 TFL's: 1.0, 3x, MR: at Auburn (10/21/23)  
 INTERCEPTIONS: 1, 6x, MR: vs. Mercer (9/2/23)  
 FORCED FUMBLES: 1, vs. LSU (9/30/23)

**ANTHONY'S OLE MISS CAREER HIGHS**

TACKLES: 15, at Mississippi State (11/23/23)  
 SOLO TACKLES: 6, at Mississippi State (11/23/23)  
 TFL's: 1.0, 2x, MR: at Auburn (10/21/23)  
 INTERCEPTIONS: 1, 2x, MR: at Georgia (11/11/23)  
 PASS BREAKUPS: 2, at Tulane (9/9/23)  
 FORCED FUMBLES: 1, vs. LSU (9/30/23)

**34** **tyler BANKS** **SO.** **LB**

Blackstone, Va. • Nottoway

6-3 • 235 • 1L • Mechanical Engineering



**2023:** vs. Mercer (9/2/23): Talled a career-high five total tackles (two solo) in addition to his first career TFL, fumble recovery and QB hurry in 20 defensive snaps ... Led team with 21 special teams snaps ... at #22 Tulane (9/9/23): Played 22 snaps on special teams ... vs. Georgia Tech (9/16/23): Assisted on two tackles 21 total snaps across defense and special teams ... at #12 Alabama (9/23/23): Appeared in 17 special team snaps ... vs. #12 LSU (9/30/23): Played in 23 special teams snaps ... vs. Arkansas (10/7/23): Participated in 20 snaps on special teams ... at Auburn (10/21/23): Appeared in 20 special teams snaps ... vs. Vanderbilt (10/28/23): Posted a forced fumble and two solo tackles in 25 snaps across defense and special teams ... vs. Texas A&M (11/4/23): Played 22 special teams snaps ... at #1 Georgia (11/11/23): Played 21 total snaps across defense and special teams ... vs. ULM (11/18/23): Notched three tackles (one solo) in 27 total snaps across defense and special teams ... at Mississippi State (11/23/23): Assisted on one tackle in 24 total special teams snaps ... **2022:** Appeared in all 13 games, primarily on special teams ... Logged 22 snaps on defense as a reserve linebacker and 143 on special teams ... Tallied four total tackles on the season ... Member of the 2021-22 signing class ... **HIGH SCHOOL:** Rated a three-star prospect by 247 Sports Composite and Rivals ... Rated No. 91 athlete by 247 Sports Composite ... Ranked No. 25 in Virginia by Rivals and No. 31 by 247 Sports Composite ... Led Nottoway Cougars to 11-1 record and 7-0 record in James River Conference in 2021 ... Reached quarterfinals of Division 2A Playoffs in 2021 ... Three-year team captain ... VHSLA All-Region in 2021 ... Also played basketball in high school ... Chose Ole Miss over Michigan, California, Vanderbilt and Virginia Tech among others ... Coached by Glen Pettis ... **PERSONAL:** Son of Joseph and Alma Banks ... Full name is Tyler Montgomery Banks ... Born Oct. 24, 2003 ... Athletic Director's Honor Roll in spring 2023 ... Mechanical engineering major.

**BANKS' CAREER STATISTICS**

—DEFENSE—

Year	G-S	UT	AT	TT	TFL-YDS	Sacks-Yds
2022	13-0	0	4	4	0.0-0	0.0-0
2023	12-0	5	8	13	1.0-2	0.0-0
<b>Total</b>	<b>25-0</b>	<b>5</b>	<b>12</b>	<b>17</b>	<b>1.0-2</b>	<b>0.0-0</b>

Year	FF	FR	PBU	QBH	INT	BLK
2022	0	0	0	0	0	0
2023	1	1	0	1	0	0
<b>Total</b>	<b>1</b>	<b>1</b>	<b>0</b>	<b>1</b>	<b>0</b>	<b>0</b>



**BANKS' CAREER HIGHS**

TACKLES: 5, vs. Mercer (9/2/23)  
 SOLO TACKLES: 2, 2x, MR: vs. Vanderbilt (10/28/23)  
 TFLs: 1.0, vs. Mercer (9/2/23)  
 FUMBLE RECOVERIES: 1, vs. Mercer (9/2/23)  
 FUMBLE FORCED: 1, vs. Vanderbilt (10/28/23)

# CHICK-FIL-A PEACH BOWL: VS. PENN STATE

**24** **ulysses BENTLEY IV**  
 Houston, Texas • SMU  
 5-11 • 200 • 1L • Multi-Disciplinary Studies

SR.\*  
RB

**2023:** vs. Mercer (9/2/23): Rushed six times for 27 yards and caught a six-yard touchdown pass ... at #22 Tulane (9/9/23): Rushed twice for zero yards, returned two kickoffs for 41 yards ... vs. Georgia Tech (9/16/23): Rushed six times for 61 yards and one touchdown ... at #12 Alabama (9/23/23): Tallied three catches for an Ole Miss career-high 41 yards, returned two kickoffs 25 yards and rushed three yards on one carry ... vs. #12 LSU (9/30/23): Rushed nine times for an Ole Miss career-high 90 yards, a 43-yard TD run and an 18-yard kickoff return ... Recorded one reception for 17 yards, ranked as the second-best in offense per PFF (88.7 grade) ... vs. Arkansas (10/7/23): Rushed 13 times for an Ole-Miss career-high 94 yards and a touchdown to secure the Rebel win ... at Auburn (10/21/23): Rushed for an Ole Miss career-high 17 times for 52 yards ... Recorded one reception for 10 yards ... vs. Vanderbilt (10/28/23): Rushed seven times for 42 yards, registered one reception for two yards and returned a 21-yard kickoff ... vs. Texas A&M (11/4/23): Rushed six times for 19 yards, had one catch for four yards and returned three kickoffs for 74 yards ... at #1 Georgia (11/11/23): Rushed six times for 23 yards, had one catch for two yards, returned two kickoffs for 26 yards ... vs. ULM (11/18/23): Rushed nine times for 47 yards and one TD ... at Mississippi State (11/23/23): Rushed 10 times for 63 yards, also had one catch for five yards ... Reese's Senior Bowl Watch List ... **2022:** Appeared in six games for the Rebels at running back ... Battled wrist injury that caused him to miss a portion of the season ... Carried the ball 16 times for 73 yards and four touchdowns ... Transfer who arrived on campus in January and participated in spring drills ... **SMU:** Saw action in 11 games in 2021, making eight starts ... 96 carries for 610 yards and four TDs ... Second-team All-AAC ... Led the league with 913 rushing yards off 170 attempts and 11 rushing TDs (SMU freshman record) ... Led team with 1,087 all-purpose yards ... AAC Co-Rookie of the Year ... **HIGH SCHOOL:** A three-star recruit by 247sports.com and Rivals.com ... Had 50 carries for 510 yards in 2018 ... Team went 8-3 and advanced to the first round of the Texas 6A D2 playoffs. ... **PERSONAL:** Son of Felicia Bentley ... Full name is Ulysses Bentley IV ... Born Dec. 30, 2000 ... SEC Fall Academic Honor Roll in 2022 ... Athletic Director's Honor Roll in spring 2022 ... Multi-disciplinary studies major.

### BENTLEY'S CAREER STATISTICS

#### —RUSHING—

Year	G-S	Att	Yds	TD	Lg	Avg.
2019 (SMU)	4-0	7	36	0	12	5.1
2020 (SMU)	10-6	170	913	11	84	5.4
2021 (SMU)	11-8	96	610	4	85	6.4
2022 (OM)	6-0	16	73	4	17	4.6
2023 (OM)	12-0	92	521	4	43	5.7
<b>Total</b>	<b>43-14</b>	<b>381</b>	<b>2,153</b>	<b>23</b>	<b>85</b>	<b>5.7</b>
<b>Total at OM</b>	<b>18-0</b>	<b>108</b>	<b>594</b>	<b>8</b>	<b>43</b>	<b>5.5</b>
<b>Total at SMU</b>	<b>25-14</b>	<b>273</b>	<b>1,559</b>	<b>15</b>	<b>85</b>	<b>5.7</b>

#### —RECEIVING—

Year	Rec	Yds	TD	Lg	Avg.
2019 (SMU)	1	30	0	30	30.0
2020 (SMU)	21	174	1	61	8.3
2021 (SMU)	19	90	1	24	4.7
2022 (OM)	1	4	0	4	4.0
2023 (OM)	11	87	1	25	7.9
<b>Total</b>	<b>53</b>	<b>385</b>	<b>3</b>	<b>61</b>	<b>7.3</b>
<b>Total at OM</b>	<b>12</b>	<b>91</b>	<b>1</b>	<b>25</b>	<b>7.6</b>
<b>Total at SMU</b>	<b>41</b>	<b>294</b>	<b>2</b>	<b>61</b>	<b>7.2</b>

### BENTLEY'S OVERALL CAREER HIGHS

RUSHING ATTEMPTS: 26, at Tulsa (11/14/20) - at SMU  
 RUSHING YARDS: 227, at North Texas (09/19/20) - at SMU  
 RUSHING TOUCHDOWNS: 3, at North Texas (09/19/20) - at SMU  
 LONGEST RUSH: 85, vs. North Texas (09/11/21) - at SMU  
 RECEPTIONS: 4, 2x, MR: at ECU (11/28/20) - at SMU  
 RECEIVING YARDS: 68, vs. Navy (10/31/20) - at SMU  
 RECEIVING TOUCHDOWNS: 1, 3x, MR: vs. Mercer (09/02/23) - at Ole Miss  
 LONGEST RECEPTION: 61, vs. Navy (10/31/20) - at SMU  
 LONGEST KICKOFF RETURN: 72, at LA Tech (09/18/21) - at SMU

### BENTLEY'S OLE MISS CAREER HIGHS

RUSHING ATTEMPTS: 17, at Auburn (10/21/23)  
 RUSHING YARDS: 94, vs. Arkansas (10/7/23)  
 RUSHING TOUCHDOWNS: 2, at Georgia Tech (9/17/22)  
 LONGEST RUSH: 43, vs. LSU (9/30/23)  
 RECEPTIONS: 3, at Alabama (9/23/23)  
 RECEIVING YARDS: 41, at Alabama (9/23/23)  
 LONGEST RECEPTION: 25, at Alabama (9/23/23)

**37** **aj BROWN**  
 Cordele, Ga. • Crisp County  
 6-1 • 195 • HS • Biological Science

FR.  
CB




**2023:** vs. Mercer (9/2/23): Made his collegiate debut, appearing in eight defensive snaps and 17 special teams snaps ... at #22 Tulane (9/9/23): Appeared in 12 special teams snaps ... vs. Georgia Tech (9/16/23): Played 15 total snaps across defense and special teams ... at #12 Alabama (9/23/23): Played six special teams snaps ... vs. #12 LSU (9/30/23): Appeared in 13 snaps on special teams ... vs. Arkansas (10/7/23): Participated on nine special teams snaps ... at Auburn (10/21/23): Saw action in five special teams snaps ... vs. Vanderbilt (10/28/23): Played in 11 snaps across defense and special teams ... vs. Texas A&M (11/4/23): Played on 10 special teams snaps ... at #1 Georgia (11/11/23): Played five special teams snaps ... vs. ULM (11/18/23): Played 11 special teams snaps ... at Mississippi State (11/23/23): Played five special teams snaps ... Member of the 2022-23 signing class ... Enrolled early and participated in spring drills ... **HIGH SCHOOL:** Consensus four-star recruit by ESPN, On3 and 247Sports Composite ... Ranked as the No. 27 safety in the country by On3 and the No. 30 player in Georgia by ESPN ... Played on both sides of the ball for Crisp County but primarily lined up in the secondary ... Totaled 26 tackles, including 1.5 TFLs, and an interception as a senior ... Registered 541 receiving yards and six touchdowns at wide receiver in 2021 ... Saw action at quarterback and running back as a sophomore, throwing for 1,000 yards and eight touchdowns while adding 585 yards on the ground ... A multi-sport athlete, Brown played basketball and ran track and field ... Averaged 8.2 points per game and 6.9 rebounds per game on the hardwood and clocked a personal best of 11.09 11.49 in the 100-meter dash as a junior ... Chose Ole Miss over offers from Clemson, Florida, Tennessee and Mississippi State among others ... Coached by Lawrence Smith ... **PERSONAL:** Son of Sharon Brown ... Full name is Ahmad Jaquan Brown ... Born Oct. 24, 2004 ... Biological science major.

### BROWN'S CAREER STATISTICS

#### —DEFENSE—

Year	G-S	UT	AT	TT	TFL-YDS	Sacks-Yds
2023	12-0	0	0	0	0.0-0	0.0-0
<b>Total</b>	<b>12-0</b>	<b>0</b>	<b>0</b>	<b>0</b>	<b>0.0-0</b>	<b>0.0-0</b>

Year	FF	FR	PBU	QBH	INT	BLK
2023	0	0	0	0	0	0
<b>Total</b>	<b>0</b>	<b>0</b>	<b>0</b>	<b>0</b>	<b>0</b>	<b>0</b>



**ashanti**  
**36 CISTRUNK**  
Louisville, Miss. • Louisville  
6-1 • 230 • 4L • Finance

**SR.**  
**LB**



**Ole Miss**

**2023:** vs. Mercer (9/2/23): Notched five total tackles (one solo) and one QB hurry in 33 defensive snaps ... at #22 Tulane (9/9/23): Notched five tackles in his 50th career (and consecutive) game played at Ole Miss, all solo, in 41 total snaps across defense and special teams ... vs. Georgia Tech (9/16/23): Assisted on five tackles in 31 total snaps across defense and special teams ... at #12 Alabama (9/23/23): Led team in total tackles (8), solo tackles (4), and assisted tackles (4) over 39 total snaps across defense and special teams ... vs. #12 LSU (9/30/23): Tallied five tackles (four solo), 2.0 TFL for eight yards, and a career-high 2.0 sacks ... Ranked as the best in pass rushing per PFF (81.8 grade) ... vs. Arkansas (10/7/23): Posted nine total tackles (one solo), 1.0 TFL for five yards and 0.5 sack for four yards ... Made an interception and returned it 28 yards, which led to touchdown to give the Rebels the lead ... at Auburn (10/21/23): Registered three tackles (two solo) in 31 snaps across defense and special teams ... Named SEC Defensive Player of the Week ... vs. Vanderbilt (10/28/23): Notched four tackles (three solo) in 24 snaps across defense and special teams ... Ranked third in run defense per PFF (72.0 grade) ... vs. Texas A&M (11/4/23): Tallied five tackles (three solo) in 38 defensive snaps ... at #1 Georgia (11/11/23): Recorded three total tackles (two solo) in 40 total snaps ... vs. ULM (11/18/23): Led team with seven tackles (three solo), notched a half-TFL in 29 total snaps ... at Mississippi State (11/23/23): Notched nine tackles (one solo) in 43 total snaps across defense and special teams ... **2022:** Appeared in all 13 games as a reserve linebacker and on special teams ... Earned one start at linebacker ... Finished with 72 total tackles, including 3.5 tackles for loss, one sack and a forced fumble on the season ... **2021:** Saw action in 13 games with one start at linebacker ... Tallied 30 total tackles, including 2.5 tackles for loss ... **2020:** Appeared in every game as a reserve linebacker and on special teams, tallied 32 total tackles and two forced fumbles ... **2019:** Appeared in all 12 games as a true freshman, mostly in a special teams role ... **HIGH SCHOOL:** Unanimous 3-star prospect by ESPN, Rivals and 247Sports ... No. 29 outside linebacker and No. 15 player in Mississippi in 2019 class (Rivals) ... Played in the Mississippi/Alabama All-Star Game ... Tabbed to 2018 Class 4A All-State First Team ... Helped catapult Louisville to the Class 4A State Championship as a senior ... Led the Wildcats with seven interceptions despite missing four games due to injury ... Second on the team with 109 tackles ... Also rushed six times for 106 yards and a touchdown ... As a junior, racked up 133 tackles with 4.0 sacks ... **PERSONAL:** Son of Rodney and Terri Cistrunk ... Full name is Ashanti D'Varius Cistrunk ... Born Dec. 16, 2000 ... Athletic Director's Honor Roll in fall 2022 and spring 2023 ... Graduated with a bachelor's in finance in May 2022.

**CISTRUNK'S CAREER STATISTICS**

—DEFENSE—

Year	G-S	UT	AT	TT	TFL-YDS	Sacks-Yds
2019	12-0	1	2	3	0.0-0	0.0-0
2020	10-0	15	17	32	0.5-0	0.5-0
2021	13-1	14	14	28	2.5-4	0.5-2
2022	13-1	28	44	72	3.5-14	1.0-11
2023	12-0	29	39	68	3.5-13	2.5-12
<b>Total</b>	<b>60-2</b>	<b>87</b>	<b>116</b>	<b>203</b>	<b>10.5-31</b>	<b>4.5-25</b>

Year	FF	FR	PBU	QBH	INT	BLK
2019	0	0	0	0	0	0
2020	2	0	0	0	0	0
2021	0	0	2	1	1	0
2022	1	0	1	0	0	0
2023	0	0	0	1	1	0
<b>Total</b>	<b>3</b>	<b>0</b>	<b>3</b>	<b>2</b>	<b>2</b>	<b>0</b>

**CISTRUNK'S CAREER HIGHS**

TACKLES: 12, vs. Texas Tech (12/28/22)  
SOLO TACKLES: 6, at Texas A&M (10/29/22)  
TFLs: 2.5, 2x, MR: at Arkansas (11/19/22)  
SACKS: 2.0, vs. LSU (9/30/23)  
FORCED FUMBLES: 1, 3x, MR: vs. Troy (9/3/22)  
INTERCEPTIONS: 1, 2x, MR: vs. Arkansas (10/7/23)

**khari**  
**23 COLEMAN**  
New Orleans, La. • TCU  
6-2 • 220 • 1L • Multi-Disciplinary Studies

**SR.\***  
**LB**



**Ole Miss**

**2023:** vs. Mercer (9/2/23): Three total tackles, all solo, led all Ole Miss linebackers with 34 defensive snaps ... at #22 Tulane (9/9/23): Started at OLB, ended with seven tackles (five solo) and a sack fumble that led to a 26-yard fumble return TD by Jared Ivey late in the fourth quarter to seal the game ... vs. Georgia Tech (9/16/23): Started at MLB, notched five tackles (three solo), one QB hurry and a half sack for a loss of two yards ... at #12 Alabama (9/23/23): Started at MLB, tallied four tackles (three solo) and made 1.0 TFL ... vs. #12 LSU (9/30/23): Started at MLB, notched four solo tackles and one sack for a loss of seven yards ... vs. Arkansas (10/7/23): Started at MLB, posted three tackles (one solo) and one pass breakup in 50 total snaps ... at Auburn (10/21/23): Started at MLB, registered three tackles (one solo) in 45 total snaps ... vs. Vanderbilt (10/28/23): Started at MLB, notched two solo tackles and one QB hurry ... vs. Texas A&M (11/4/23): Started at MLB, tallied two tackles (one solo) and one QB hurry in 23 total snaps ... at #1 Georgia (11/11/23): Started at MLB, tallied three tackles (two solo) in 44 total snaps ... vs. ULM (11/18/23): Started at MLB, notched five tackles (three solo) and one QB hurry in 33 total snaps ... at Mississippi State (11/23/23): Started, had seven tackles (four solo) in 37 total snaps ... Reese's Senior Bowl Watch List ... Butkus Award Preseason Watch List ... Preseason All-SEC fourth team (Phil Steele) ... **2022:** Appeared in 11 games, making four starts at linebacker ... 42 total tackles ... Tied for team lead with 10 TFLs for 45 yards, including 4.5 sacks ... Forced one fumble and added two QB pressures in 406 snaps on defense ... Transfer who arrived on campus in January and participated in spring drills ... TCU: Appeared in 18 games for the Horned Frogs, making 12 starts at linebacker ... Battled injury in 2021 ... Named to multiple Freshman All-America teams after stellar freshman campaign in 2020 ... Earned Big 12 Co-Defensive Freshman of the Year as a true freshman ... Led TCU while ranking second in the Big 12 and seventh nationally with 15.0 tackles for loss ... Topped all freshmen in the country in TFLs ... Tied for second on the team with three sacks while placing eighth with 33 tackles ... **HIGH SCHOOL:** Three-star recruit ... Rated by 247Sports as the No. 27 weakside defensive end in the nation and No. 26 overall player in Louisiana ... Ranked by Louisiana Gridiron Magazine as the state's No. 1 linebacker ... Totaled 27 1/2 sacks, 33 quarterback hurries and five forced fumbles as a senior ... The 27 1/2 sacks ranked fifth in the nation while his 227 sack yards placed first ... Totaled 277 tackles in his career with 91 1/2 for loss, including 46 1/2 sacks ... Forced 16 fumbles with eight fumble recoveries, three blocked kicks and three defensive touchdowns ... District 11-4A Defensive Player of the Year as a senior and an all-state selection at defensive end ... Named all-state outside linebacker by the Louisiana Sports Writers Association ... **PERSONAL:** Son of Rodney Coleman and Michelle Horn ... Full name is Khari Alexander Coleman ... Born Nov. 28, 2001 ... Athletic Director's Honor Roll in spring 2023 ... Multi-disciplinary studies major.

**COLEMAN'S CAREER STATISTICS**

—DEFENSE—

Year	G-S	UT	AT	TT	TFL-YDS	Sacks-Yds
2020 (TCU)	9-9	19	14	33	15.0-63	3.0-21
2021 (TCU)	9-4	10	9	19	2.5-11	1.5-9
2022 (OM)	11-4	24	18	42	10.0-45	4.5-34
2023 (OM)	12-11	32	16	48	3.5-30	2.5-29
<b>Total</b>	<b>41-28</b>	<b>85</b>	<b>57</b>	<b>142</b>	<b>31.0-149</b>	<b>11.5-93</b>
<b>Total at OM</b>	<b>23-15</b>	<b>56</b>	<b>34</b>	<b>90</b>	<b>13.5-75</b>	<b>7.0-63</b>
<b>Total at TCU</b>	<b>18-13</b>	<b>29</b>	<b>23</b>	<b>52</b>	<b>17.5-74</b>	<b>4.5-30</b>

Year	FF	FR	PBU	QBH	INT	BLK
2020 (TCU)	0	0	0	2	0	0
2021 (TCU)	0	0	1	2	0	0
2022 (OM)	1	0	0	2	0	0
2023 (OM)	1	0	1	4	0	0
<b>Total</b>	<b>2</b>	<b>0</b>	<b>2</b>	<b>10</b>	<b>0</b>	<b>0</b>
<b>Total at OM</b>	<b>2</b>	<b>0</b>	<b>1</b>	<b>6</b>	<b>0</b>	<b>0</b>
<b>Total at TCU</b>	<b>0</b>	<b>0</b>	<b>1</b>	<b>4</b>	<b>0</b>	<b>0</b>

**COLEMAN'S OVERALL CAREER HIGHS**

TACKLES: 8, 2x, MR: vs. Troy (9/3/22) - at Ole Miss  
SOLO TACKLES: 7, vs. Troy (9/7/22) - at Ole Miss  
TFLs: 5.0, vs. Troy (9/3/22) - at Ole Miss  
SACKS: 2.0, vs. Troy (9/3/22) - at Ole Miss  
FORCED FUMBLES: 1, 2x, MR: at Tulane (9/9/23) - at Ole Miss

**COLEMAN'S OLE MISS CAREER HIGHS**

TACKLES: 8, vs. Troy (9/3/22)  
SOLO TACKLES: 7, vs. Troy (9/7/22)  
TFLs: 5.0, vs. Troy (9/3/22)  
SACKS: 2.0, vs. Troy (9/3/22)  
PASS BREAKUPS: 1, vs. Arkansas (10/7/23)  
FORCED FUMBLES: 1, 2x, MR: at Tulane (9/9/23)

# CHICK-FIL-A PEACH BOWL: VS. PENN STATE

**43** **COSTA**  
 caden  
 Mandeville, La. • Mandeville  
 6-0 • 200 • 1L • General Business

JR. **K**



Ole Miss

**2023:** vs. Mercer (9/2/23): Went 5-for-5 on PATs, handled one kickoff that went for a touchback ... vs. ULM (11/18/23): Made one PAT, handled one kickoff for 53 yards ... at Mississippi State (11/23/23): Hit a 36-yard field goal in the second quarter ... **2022:** Did not appear in any games for the Rebels ... **2021:** Saw action in 11 games as a true freshman ... 14 field goals on the season tied for the program record for the most ever by a true freshman ... Was a perfect 9-for-9 on field goals less than 40 yards ... Became first Rebel to connect on a 50-yard field goal since Andrew Ritter made a 50-yarder against Idaho in 2013 ... Earned first collegiate letter ... Tabbed a Preseason True Freshman All-American by 247Sports ... Member of the 2020-21 signing class ... **HIGH SCHOOL:** 4.5-star prospect by Chris Sailer Kicking ... Three-star prospect by Rivals, ESPN and 247Sports Composite ... Nation's No. 7 kicker, No. 53 player in Louisiana via the 247Sports Composite ... 2019 All-South Louisiana honoree ... All-metro in 2019 ... Two-time all-district and all-parish honoree ... 30-of-42 total field goal attempts, long of 51 ... Converted 178-of-181 career PAT attempts ... Also received time at receiver and tight end ... Chose Ole Miss over offers from UCO-NN, Army, Air Force and Louisiana ... Coached by Hutch Gonzalez ... **PERSONAL:** Son of Kelly and Melissa Costa ... Full name is Caden Phillip Costa ... Born Aug. 26, 2002 ... 2021-22 SEC First-Year Honor Roll ... SEC Fall Academic Honor Roll in 2022 ... Dean's Honor Roll in spring 2022 ... Athletic Director's Honor Roll in fall 2021, fall 2022 ... General business major.

### COSTA'S CAREER STATISTICS

#### —KICKOFFS—

YEAR	NO.	YDS	AVG.	TB
2021	72	4132	57.4	19
2023	2	118	59.0	1
<b>Total</b>	<b>74</b>	<b>4,250</b>	<b>57.4</b>	<b>19</b>

#### —FG KICKING—

YEAR	FG-FGA	PCT.	PAT-ATT	PCT.	TP
2021	14-17	82.4	46-48	95.8	88
2023	1-1	100.0	6-6	100.0	9
<b>Total</b>	<b>15-18</b>	<b>83.3</b>	<b>52-54</b>	<b>96.3</b>	<b>97</b>

### COSTA'S CAREER HIGHS

FIELD GOALS ATTEMPTED: 3, 2x, MR: vs. Liberty (11/6/21)  
 FIELD GOALS MADE: 3, vs. Louisville (9/6/21)  
 LONGEST FG MADE: 50, vs. Arkansas (10/9/21)  
 MOST PATs MADE: 7, 2x, MR: vs. Tulane (9/18/21)  
 KICKOFFS: 9, vs. Arkansas (10/9/21)

**79** **CURNE**  
 victor  
 Houston, Texas • Washington  
 6-4 • 320 • TR • Criminal Justice

SR. **OL**



Ole Miss

**2023:** vs. Mercer (9/2/23): Started at left tackle and appeared on 43 offensive snaps ... Ole Miss' second-highest pass blocker per PFF at 84.3 grade ... at #22 Tulane (9/9/23): Started at left tackle and played 57 snaps on the offensive line ... vs. Georgia Tech (9/16/23): Started at left tackle, was Ole Miss' top-rated pass blocker by PFF with an 85.8 grade in 42 total offensive snaps ... at #12 Alabama (9/23/23): Started at left tackle and participated in 52 offensive snaps ... vs. #12 LSU (9/30/23): Started at left tackle, led in pass blocking per PFF (83.1 grade) in 73 offensive snaps for offensive line unit that did not allow a sack ... vs. Arkansas (10/7/2023): Started at left tackle, played in 38 snaps on offense ... at Auburn (10/21/23): Started at left tackle, participated in 76 offensive snaps ... vs. Vanderbilt (10/28/23): Started at left tackle, was Ole Miss' top-rated pass blocker by PFF (86.5 grade) in 52 offensive snaps ... vs. Texas A&M (11/4/23): Started at left tackle, played 50 snaps on the offensive line ... at #1 Georgia (11/11/23): Started at right tackle, played 70 of 71 total offensive snaps and was Ole Miss' top-rated pass blocker by PFF (71.1) ... vs. ULM (11/18/23): Started at left tackle, played 70 snaps on the offensive line ... at Mississippi State (11/23/23): Started at left tackle, played all 76 offensive snaps and was rated as Ole Miss' top pass blocker per PFF (81.4) ... Transfer who arrived on campus in January and participated in spring drills ... **WASHINGTON:** Appeared in 26 career games in four seasons with the Huskies ... Made 16 career starts at right tackle ... Earned All-Pac-12 honorable mention honors in 2020 ... **HIGH SCHOOL:** A three-star recruit by 247Sports ... Ranked the nation's No. 24 guard by ESPN and No. 27 by 247Sports ... Helped Second Baptist to a 7-4 record and the TAPPS Division II state quarterfinals ... Earned TAPPS first-team all-state and first-team Houston all-area private schools' honors ... Named the Touchdown Club of Houston's private school's lineman of the year in 2017 ... Coached by Terry Pirtle ... **PERSONAL:** Son of Tamirrah Tyson ... Full name is Victor Terrill Curne ... Born Dec. 5, 1999 ... Criminal justice major.

### CURNE'S CAREER STATISTICS

#### —OFFENSE—

YEAR	G-S
2019 (UW)	7-0
2020 (UW)	4-4
2021 (UW)	12-12
2022 (UW)	3-0
2023 (OM)	12-12
<b>Total</b>	<b>38-28</b>
<b>Total at OM</b>	<b>12-12</b>
<b>Total at UW</b>	<b>26-16</b>





# 2

## JAXSON DART

Kaysville, Utah • USC

6-2 • 220 • 1L • General Business

JR. QB

2023: vs. Mercer (9/2/23): Went 18-of-23 for 334 yards and four TDs, added 36 yards rushing on four carries ... Started 11-of-11 in the first quarter ... at #22 Tulane (9/9/23): Was 17-of-27 for 267 yards, two TDs and one INT, helped lead Ole Miss in comeback victory ... Also rushed 14 times for 41 yards ... vs. Georgia Tech (9/16/23): Was 19-of-18 for 251 yards and one TD, rushed 14 times for career-high 136 yards and two TDs ... Recorded a 68-yard run, the fourth-longest ever by a Rebel QB ... at #12 Alabama (9/23/23): Went 20-of-35 for 244 yards and one INT, rushed 12 times for six yards and one TD ... vs. #12 LSU (9/30/23): Was 26-of-39 for 389 yards and career-high four TDs, rushed seven times for 50 yards and one TD, led Ole Miss on late game-winning drive ... Recorded a career-high five TDs responsible for ... Davey O'Brien National QB of the Week, CFPA National Performer of the Week, SEC Co-Offensive Player of the Week ... vs. Arkansas (10/7/23): Was 16-of-25 for 153 yards and one TD, rushed 12 times for 33 yards ... at Auburn (10/21/23): Went 10-of-16 for 202 yards, one TD and one INT, rushed 14 times for 44 yards and tied his career-high with two TD ... vs. Vanderbilt (10/28/23): Went 19-of-28 for 240 yards, one TD and one INT, rushed eight times with one TD ... vs. Texas A&M (11/4/23): Was 24-of-33 for 387 yards and two TDs passing, rushed three times for eight yards ... Manning Award Stars of the Week ... at #1 Georgia (11/11/23): Went 10-of-17 for 112 yards and one INT, ran eight times for 20 yards ... vs. ULM (11/18/23): Went 24-of-31 for 310 yards and three TD through the air ... at Mississippi State (11/23/23): Went 14-of-26 for 96 yards and one TD, rushed eight times for 30 yards ... Davey O'Brien Award Semifinalist ... Davey O'Brien QB Class of 2023 ... Maxwell Award Midseason Watch List ... Manning Award Midseason Watch List ... Johnny Unitas Golden Arm Award Preseason Watch List ... 2022: Started at QB for Ole Miss in 12 of 13 games played ... Went 226-of-362 for 2,974 yards, 20 TDs and 11 INTs ... Also rushed for 614 yards on 128 attempts and one TD ... One of six FBS QBs and one of just two in the SEC at both 2,900 yards passing and 600 yards rushing ... No. 3 quarterback and No. 7 overall player in the transfer portal by 247Sports ... Transfer who arrived on campus in January and participated in spring drills ... USC: Appeared in six games with three starts at QB as a true freshman ... Completed 62 percent of his passes for 1,353 yards and nine TDs ... Also ran for two more TDs ... Threw at least one TD in five of the six games he played in ... Enrolled early and participated in spring drills ... HIGH SCHOOL: 2020 Gatorade National Football Player of the Year ... Max Preps National Player of the Year ... First-team high school All-America by Sports Illustrated ... Completed 240-of-345 passes (69.6%) for a national-best 4,691 yards and a state-record 67 TDs as a senior at Corner Canyon HS ... Also ran for 1,195 yards on 128 carries (9.3 avg) with 12 TDs ... Helped lead Corner Canyon to an undefeated season and state title in 2020 ... PERSONAL: Son of Brandon and Kara Dart ... Full name is Jaxson Chase Dart ... Born May 13, 2003 ... Father, Brandon, was a safety at Utah ... SEC Fall Academic Honor Roll in 2022 ... Chancellor's Honor Roll in spring 2022 ... Dean's Honor Roll in fall 2022 and spring 2023 ... General business major.

**DART'S CAREER STATISTICS**

—PASSING—

Year	G-S	Cmp-Att	Pct.	Yds	TD	INT	LP
2021 (USC)	6-3	117-189	61.9	1,353	9	5	45
2022 (OM)	13-12	226-362	62.4	2,974	20	11	72
2023 (OM)	12-12	208-318	65.4	2,985	20	5	68
<b>Total</b>	<b>31-27</b>	<b>551-869</b>	<b>63.4</b>	<b>7,312</b>	<b>49</b>	<b>21</b>	<b>72</b>
<b>Total at OM</b>	<b>25-24</b>	<b>434-680</b>	<b>63.8</b>	<b>5,959</b>	<b>40</b>	<b>16</b>	<b>72</b>
<b>Total at USC</b>	<b>6-3</b>	<b>117-189</b>	<b>61.9</b>	<b>1,353</b>	<b>9</b>	<b>5</b>	<b>45</b>

—RUSHING—

Year	Att	Yds	TD	Lg	Avg.
2021 (USC)	22	43	2	18	2.0
2022 (OM)	128	614	1	36	4.8
2023 (OM)	111	375	7	68	3.4
<b>Total</b>	<b>261</b>	<b>1,032</b>	<b>10</b>	<b>68</b>	<b>4.0</b>
<b>Total at OM</b>	<b>239</b>	<b>989</b>	<b>8</b>	<b>68</b>	<b>4.1</b>
<b>Total at USC</b>	<b>22</b>	<b>43</b>	<b>2</b>	<b>18</b>	<b>2.0</b>

**DART'S CAREER HIGHS**

PASSING ATTEMPTS: 47, vs. UCLA (11/20/21) - at USC  
 COMPLETIONS: 30, 2x, MR: vs. Mississippi State (11/24/22) - at Ole Miss  
 PASSING YARDS: 448, at Vanderbilt (10/8/22) - at Ole Miss  
 PASSING TOUCHDOWNS: 4, 3x, MR: vs. LSU (9/30/23) - at Ole Miss  
 LONG COMPLETION: 72, at Vanderbilt (10/8/22) - at Ole Miss  
 RUSHING ATTEMPTS: 17, at Texas A&M (10/29/22) - at Ole Miss  
 RUSHING YARDS: 136, vs. Georgia Tech (9/16/23) - at Ole Miss  
 RUSHING TOUCHDOWNS: 2, 2x, MR: at Auburn (10/21/23) - at Ole Miss  
 LONG RUSH: 68, vs. Georgia Tech (9/16/23) - at Ole Miss  
 TOTAL OFFENSE YARDS: 463, at Vanderbilt (10/8/22) - at Ole Miss  
 TOUCHDOWNS RESPONSIBLE FOR: 5, vs. LSU (9/30/23) - at Ole Miss

# 41

## CADEN DAVIS

Coppell, Texas • Texas A&M

6-3 • 200 • TR • Multi-Disciplinary Studies

SR.\* K

2023: vs. Mercer (9/2/23): Went 5-for-5 in PATs and nailed the only Ole Miss field goal of the day from 31 yards ... Also handled 11 kickoffs for 707 yards and eight touchbacks (64.3 avg) ... at #22 Tulane (9/9/23): Went perfect 3-of-3 in field goals and 4-of-4 in PATs, was crucial in comeback victory for the Rebels ... Hit a career-long 56-yard field goal, the fourth-longest in Ole Miss history and the longest at Ole Miss since 1988 ... Also handled eight kickoffs for 501 yards and six touchbacks ... Named SEC Special Teams Player of the Week ... vs. Georgia Tech (9/16/23): Was 2-of-3 on field goals, 6-of-6 on PATs, with FG makes of 45 and 47 ... Also kicked off nine times for 563 yards (62.6 avg) ... at #12 Alabama (9/23/23): Went 1-of-2 in field goals and 1-of-1 in PATs ... Handled three kickoffs, all touchbacks, for 195 yards ... vs. #12 LSU (9/30/23): Went a perfect 2-for-2 in field goals and 5-for-5 in PATs ... Handled all 10 kickoffs for 646 yards and eight touchbacks ... vs. Arkansas (10/7/23): Went 2-of-3 in field goals and 3-of-3 in PATs ... Handled six kickoffs (all touchbacks) for 390 yards ... at Auburn (10/21/23): Went 4-of-4 in PATs and handled all five kickoffs, all touchbacks, for 325 yards ... vs. Vanderbilt (10/28/23): Went a perfect 2-of-2 in field goals, 3-of-3 in PATs and handled all seven kickoffs (six touchbacks) for 453 yards ... vs. Texas A&M (11/4/23): Was 1-for-2 in field goals, connecting on a 22-yarder, as well as a perfect 3-for-3 on PATs ... Sent all seven of his kickoffs for touchbacks for 455 total yards ... at #1 Georgia (11/11/23): Went 2-for-2 on PATs, hit a 29-yard field goal on his only attempt ... Also had four kickoffs for 257 yards and three touchbacks ... vs. ULM (11/18/23): Was 4-of-4 on PATs, handled five kickoffs for 322 yards and four touchbacks ... at Mississippi State (11/23/23): Went 2-for-2 on PATs, handled four kickoffs for 260 yards and three touchbacks ... Transfer who arrived on campus prior to the start of spring drills ... TEXAS A&M: Appeared in 33 games in three seasons with the Aggies, handling kickoff duties ... Owns a career 64.1 yard average with 183 kickoff attempts ... Has successfully made seven PATs, including six in 2022 ... Made a 40-yard field goal in the season opener against Sam Houston, marking the first of his career ... Executed his first career onside kick to give the Aggies the final possession at South Carolina ... HIGH SCHOOL: Was 41-for-56 on field goals and 146-for-150 on extra points in prep career ... Connected on 11-of-15 field goals as a senior with a long of 57 yards ... Named AP All-State Honorable Mention and district special teams MVP as a junior ... Chancellor's Honor Roll in spring 2023 ... Coached by Michael DeWitt ... PERSONAL: Son of Gabe and Annick Davis ... Full name is Caden Matthew Davis ... Born Feb. 27, 2001 ... Chancellor's Honor Roll in spring 2023 ... Dean's Honor Roll in spring 2023 ... Athletic Director's Honor Roll in spring 2023 ... Multi-disciplinary studies major.

**DAVIS' CAREER STATISTICS**

—KICKOFFS—

YEAR	NO.	YDS	AVG.	TB
2020 (A&M)	61	3,923	64.3	53
2021 (A&M)	66	4,230	64.1	55
2022 (A&M)	56	3,577	63.9	47
2023 (OM)	79	5,074	64.2	65
<b>Total</b>	<b>262</b>	<b>16,804</b>	<b>64.1</b>	<b>220</b>
<b>Total at OM</b>	<b>79</b>	<b>5,074</b>	<b>64.2</b>	<b>65</b>
<b>Total at A&amp;M</b>	<b>183</b>	<b>11,730</b>	<b>64.1</b>	<b>155</b>

—FG KICKING—

YEAR	FG-FGA	PCT.	PAT-ATT	PCT.	TP
2020 (A&M)	0-0	0.0	0-0	0.0	0
2021 (A&M)	0-1	0.0	1-1	100.0	1
2022 (A&M)	1-3	33.3	6-6	100.0	9
2023 (OM)	15-20	75.0	42-42	100.0	87
<b>Total</b>	<b>16-24</b>	<b>66.7</b>	<b>49-49</b>	<b>100.0</b>	<b>97</b>
<b>Total at OM</b>	<b>15-20</b>	<b>75.0</b>	<b>42-42</b>	<b>100.0</b>	<b>87</b>
<b>Total at A&amp;M</b>	<b>1-4</b>	<b>25.0</b>	<b>7-7</b>	<b>100.0</b>	<b>10</b>

**DAVIS' OVERALL CAREER HIGHS**

FIELD GOALS ATTEMPTED: 3, 3x, MR: vs. Arkansas (10/7/23) - at Ole Miss  
 FIELD GOALS MADE: 3, at Tulane (9/9/23) - at Ole Miss  
 LONGEST FG MADE: 56, at Tulane (9/9/23) - at Ole Miss  
 MOST PATS MADE: 6, vs. Georgia Tech (9/16/23) - at Ole Miss  
 KICKOFFS: 11, vs. Mercer (9/2/23) - at Ole Miss

**DAVIS' OLE MISS CAREER HIGHS**

FIELD GOALS ATTEMPTED: 3, 3x, MR: vs. Arkansas (10/7/23)  
 FIELD GOALS MADE: 3, at Tulane (9/9/23)  
 LONGEST FG MADE: 56, at Tulane (9/9/23)  
 MOST PATS MADE: 6, vs. Georgia Tech (9/16/23)  
 KICKOFFS: 11, vs. Mercer (9/2/23)

# CHICK-FIL-A PEACH BOWL: VS. PENN STATE

**9** **deshawn GADDIE JR.** **SR.** **CB**

Indianapolis, Ind. • North Texas

6-1 • 190 • TR • Multi-Disciplinary Studies




**2023:** vs. Mercer (9/2/23): Made one solo tackle in Ole Miss debut ... at #22 Tulane (9/9/23): Made one solo tackle in 20 total snaps across defense and special teams ... vs. Georgia Tech (9/16/23): Recorded two tackles (one solo) in 27 total snaps across defense and special teams ... at #12 Alabama (9/23/23): Played nine special teams snaps ... vs. #12 LSU (9/30/23): Made two tackles (one solo) and two pass breakups in 34 defensive and special teams snaps ... vs. Arkansas (10/7/23): Posted one assisted tackle in seven snaps across defense and special teams ... at Auburn (10/21/23): Participated in 11 snaps across defense and special teams ... vs. Vanderbilt (10/28/23): Saw action in 28 snaps across defense and special teams ... vs. Texas A&M (11/4/23): Recorded two total tackles (one solo) and one key pass breakup late in the game in 18 total snaps across defense and special teams ... at #1 Georgia (11/11/23): Played 13 snaps across defense and special teams ... vs. ULM (11/18/23): Played 27 total snaps across defense and special teams ... at Mississippi State (11/23/23): Played 15 total snaps across defense and special teams ... Reese's Senior Bowl Watch List ... Transfer who arrived prior to the start of fall camp ... **NORTH TEXAS:** Four-year letter winner at North Texas ... Appeared in 47 career games for the Mean Green, with 33 starts ... Tallied 148 career total tackles and 95 solo tackles in his four seasons at North Texas ... First team All-CUSA selection in 2022 ... Had a standout 2022 season with 43 solo and 61 total tackles ... Recorded 12 pass break-ups on the year, ranking fifth in Conference USA ... Totaled 57 tackles with 1.5 tackles for loss, a forced fumble and six pass breakups in 2021 splitting between safety and corner ... Grabbed 27 tackles, 12 solo, 15 assisted, two interceptions, two pass breakups, one forced fumble and one blocked field goal in his nine appearances in 2020 ... Appeared in all 12 games in the 2019 season and recorded three tackles and one blocked punt ... **HIGH SCHOOL:** Prepped at Arlington Lamar High ... Rated a three-star recruit by ESPN, 247Sports, Rivals, and 247Sports Composite ... Ranked the No. 140 cornerback in the nation and the No. 220 recruit in Texas by ESPN ... Ranked the No. 101 cornerback in the nation and the No. 134 recruit in Texas by 247Sports and 247Sports Composite ... Ranked the No. 84 cornerback by Rivals ... Ranked the No. 51 recruit in Dallas-Fort Worth by the Dallas Morning News ... As a senior, had 23 solo tackles, 34 assisted, four tackles for loss, five passes defended, three interceptions, two forced fumbles and one blocked field goal ... Also ran track in high school, in the high jump, long jump and 200- and 400-meter dash ... **PERSONAL:** Son of Aeria Bellamy ... Full name is DeShawn Montez Gaddie Jr. ... Born on Aug. 31, 2001 ... Multi-disciplinary studies major.

### GADDIE JR.'S CAREER STATISTICS

—DEFENSE—						
Year	G-S	UT	AT	TT	TFL-YDS	Sacks-Yds
2019 (NT)	12-0	2	1	3	0.0-0	0.0-0
2020 (NT)	9-7	12	15	27	0.5-0	0.0-0
2021 (NT)	13-13	38	19	57	1.5-1	0.0-0
2022 (NT)	13-13	43	18	61	0.0-0	0.0-0
2023 (OM)	12-0	5	4	9	0.0-0	0.0-0
<b>Total</b>	<b>59-33</b>	<b>100</b>	<b>57</b>	<b>157</b>	<b>2.0-1</b>	<b>0.0-0</b>
<b>Total at OM</b>	<b>12-0</b>	<b>5</b>	<b>4</b>	<b>9</b>	<b>0.0-0</b>	<b>0.0-0</b>
<b>Total at NT</b>	<b>47-33</b>	<b>95</b>	<b>53</b>	<b>148</b>	<b>2.0-1</b>	<b>0.0-0</b>

Year	FF	FR	PBU	QBH	INT	BLK
2019 (NT)	0	0	0	0	0	1
2020 (NT)	1	0	2	0	2	1
2021 (NT)	1	0	6	0	0	0
2022 (NT)	2	1	13	3	0	0
2023 (OM)	0	0	3	0	0	0
<b>Total</b>	<b>4</b>	<b>1</b>	<b>24</b>	<b>3</b>	<b>2</b>	<b>2</b>
<b>Total at OM</b>	<b>0</b>	<b>0</b>	<b>3</b>	<b>0</b>	<b>0</b>	<b>0</b>
<b>Total at NT</b>	<b>4</b>	<b>1</b>	<b>21</b>	<b>3</b>	<b>2</b>	<b>2</b>

### GADDIE JR.'S OVERALL CAREER HIGHS

TACKLES: 9, vs. UTSA (12/2/22) - at North Texas  
 SOLO TACKLES: 6, 3x, MR: vs. UTSA (12/2/22) - at North Texas  
 TFLs: 1.0, at Missouri (10/9/21) - at North Texas  
 FORCED FUMBLES: 1, 4x, MR: vs. UTSA (12/2/22) - at North Texas  
 FUMBLE RECOVERIES: 1, vs. Texas Southern (9/10/22) - at North Texas  
 INTERCEPTIONS: 2, at UTEP (12/11/20) - at North Texas  
 PASS BREAKUPS: 3, at WKU (10/29/22) - at North Texas

### GADDIE JR.'S OLE MISS CAREER HIGHS

TACKLES: 2, 3x, MR: vs. Texas A&M (11/4/23)  
 SOLO TACKLES: 1, 5x, MR: vs. Texas A&M (11/4/23)  
 PASS BREAKUPS: 2, vs. LSU (9/30/23)

**97** **jamond GORDON** **SR.\*** **DT**

Meridian, Miss. • East Mississippi CC

6-2 • 290 • 2L • Multi-Disciplinary Studies




**2023:** vs. Mercer (9/2/23): Tied career high with three tackles (one solo) and had a career-high 1.5 TFL for a loss of two yards ... at #22 Tulane (9/9/23): Made two solo tackles in 25 defensive snaps ... vs. Georgia Tech (9/16/23): Career-high four total tackles (one solo) in 34 defensive snaps ... at #12 Alabama (9/23/23): Registered first career sack for a loss of four yards in 23 defensive snaps ... vs. #12 LSU (9/30/23): Assisted on one tackle in 21 defensive snaps ... vs. Arkansas (10/7/23): Assisted on one sack for a loss of six yards in 19 defensive and special teams snaps ... at Auburn (10/21/23): Started at defensive end, played in 20 snaps across defense and special teams ... vs. Vanderbilt (10/28/23): Tied career-high four tackles (one solo) in 34 snaps on defense and special teams ... vs. Texas A&M (11/4/23): Played 16 defensive snaps ... at #1 Georgia (11/11/23): Played 22 defensive snaps ... vs. ULM (11/18/23): Played nine defensive snaps ... at Mississippi State (11/23/23): Played seven total snaps ... **2022:** Played in 12 contests for the Rebels on the defensive line with one start at nose tackle ... Tallied eight total tackles on the season ... **2021:** Appeared in 12 games as a reserve defensive lineman ... Tallied 13 total tackles on the season ... Enrolled early and participated in spring drills ... Member of the 2020-21 signing class ... **EAST MISSISSIPPI CC:** Rated a three-star prospect by both 247Sports and Rivals ... Ranked the No. 1 JUCO defensive tackle by 247Sports ... Did not participate in 2020 fall season due to East Mississippi CC opting out because of the COVID-19 pandemic ... Recorded 21 stops, including 6.5 tackles for loss, as a freshman at EMCC ... Posted TFLs in each of his first three collegiate games ... Made season-high seven stops, including 2.5 tackles for loss, in a 24-0 shutout win over East Central CC ... Coached by Buddy Stephens ... **HIGH SCHOOL:** Rated a four-star prospect by ESPN ... Named 2017 Premier Preps Football Player of the Year by the Meridian Star as a junior after totaling 88 tackles, including 17.5 quarterback sacks, and 40 QB hurries for Meridian High School ... Also had three pass breakups, two forced fumbles and a pair of fumble recoveries in 2017 ... Also lettered in basketball ... helped lead Meridian to back-to-back Class 6A state basketball championship game appearances ... Coached by Calvin Hampton ... **PERSONAL:** Son of Jeff Gordon and Chaneka Flagg ... Full name is Jamond Markell Gordon ... Born Nov. 11, 2000 ... Athletic Director's Honor Roll in fall 2022 and spring 2023 ... Multi-disciplinary studies major.

### GORDON'S CAREER STATISTICS

—DEFENSE—						
Year	G-S	UT	AT	TT	TFL-YDS	Sacks-Yds
2021	12-0	4	9	13	0.5-1	0.0-0
2022	12-1	2	6	8	1.0-2	0.0-0
2023	12-1	6	10	16	3.0-12	1.5-10
<b>Total</b>	<b>36-2</b>	<b>12</b>	<b>25</b>	<b>37</b>	<b>4.5-15</b>	<b>1.5-10</b>

Year	FF	FR	PBU	QBH	INT	BLK
2021	0	0	0	0	0	0
2022	0	0	1	0	0	0
2023	0	0	0	0	0	0
<b>Total</b>	<b>0</b>	<b>0</b>	<b>1</b>	<b>1</b>	<b>0</b>	<b>0</b>

### GORDON'S CAREER HIGHS

TACKLES: 4, 2x, MR: vs. Vanderbilt (10/28/23)  
 TFLs: 1.5, vs. Mercer (9/2/23)  
 SACKS: 1.0, vs. Alabama (9/23/23)  
 QB HURRIES: 1, vs. Auburn (10/15/22)  
 PASS BREAKUPS: 1, at LSU (10/22/22)

chris  
**32 GRAVES**

FR.  
CB

Fort Myers, Fla. • Miami

6-1 • 175 • TR •



**2023:** vs. Mercer (9/2/23): Appeared on one defensive snap in collegiate debut ... at #22 Tulane (9/9/23): Played three special teams snaps ... vs. Georgia Tech (9/16/23): Assisted on one tackle, his first career stop, in six defensive snaps ... at #12 Alabama (9/23/23): Played on special teams ... vs. #12 LSU (9/30/23): Appeared in 14 special teams snaps ... vs. Arkansas (10/7/23): Participated in 12 snaps across defense and special teams ... at Auburn (10/21/23): Notched first solo tackle in 16 snaps across defense and special teams ... vs. Vanderbilt (10/28/23): Assisted on two tackles in 35 defensive and special teams snaps ... vs. Texas A&M (11/4/23): Recorded a career-high four tackles (three solo), recorded first career forced fumble in 50 total snaps across defense and special teams ... at #1 Georgia (11/11/23): First career start at cornerback, tied career high with four tackles (three solo) in 24 total snaps ... vs. ULM (11/18/23): Notched one solo tackle and three pass breakups in 32 total snaps, ranked as top cover defender by PFF (82.2) ... at Mississippi State (11/23/23): Played 10 special teams snaps ... Transfer who joined team during fall camp ... **MIAMI:** Did not see any game action ... **HIGH SCHOOL:** Rated as a four-star prospect ... Listed as the No. 223 prospect overall in 247Sports Composite rankings ... Ranked as the No. 116 overall prospect, No. 5 athlete and the No. 17 overall player in the state of Florida by 247Sports ... Listed as the No. 30 athlete in the nation by ESPN ... Rated as the No. 27 cornerback in the class by Rivals ... Caught 27 passes for 500 yards and four touchdowns in 2020 ... Added 26 tackles, four pass break-ups and one interception on defense as a junior.

**GRAVES' CAREER STATISTICS**

—DEFENSE—

Year	G-S	UT	AT	TT	TFL-YDS	Sacks-Yds
2023	12-1	8	5	13	0.0-0	0.0-0
<b>Total</b>	<b>12-1</b>	<b>8</b>	<b>5</b>	<b>13</b>	<b>0.0-0</b>	<b>0.0-0</b>

Year	FF	FR	PBU	QBH	INT	BLK
2023	1	0	3	0	0	0
<b>Total</b>	<b>1</b>	<b>0</b>	<b>3</b>	<b>0</b>	<b>0</b>	<b>0</b>

**GORDON'S CAREER HIGHS**

TACKLES: 4, 2x, MR: at Georgia (11/11/23)  
SOLO TACKLES: 3, 2x, MR: at Georgia (11/11/23)  
FORCED FUMBLES: 1, vs. Texas A&M (11/4/23)  
PASS BREAKUPS: 3, vs. ULM (11/18/23)

jam  
**8 GRIFFIN**

SR.\*  
RB

Rome, Ga. • Oregon State

5-9 • 210 • TR •



**2023:** vs. Mercer (9/2/23): Rushed three times for nine yards, fielded one kick return for one yard, and notched his first career forced fumble on a kickoff in his Ole Miss debut ... at #22 Tulane (9/9/23): Played 14 total snaps across offense and special teams ... vs. Georgia Tech (9/16/23): Played 10 total snaps across offense and special teams ... at #12 Alabama (9/23/23): Appeared in nine total special team snaps ... vs. Arkansas (10/7/23): Played in one offensive snap ... at Auburn (10/21/23): Saw action in nine special teams snaps ... vs. Vanderbilt (10/28/23): Rushed two times for 20 yards and an Ole Miss career-high 14 yard rush ... vs. Texas A&M (11/4/23): Played on special teams ... at #1 Georgia (11/11/23): Had one carry for four yards, targeting once in the passing game in 16 total snaps across offense and special teams ... vs. ULM (11/18/23): Rushed once for six yards, played nine total snaps across offense and special teams ... at Mississippi State (11/23/23): Assisted on one tackle in six special teams snaps ... Transfer who joined team during fall camp ... **OREGON STATE:** Appeared in 12 games for the Beavers, making one start ... Totaled 488 yards on 86 carries, averaging 5.7 yards per rush ... Scored four rushing touchdowns on the year ... Added four receptions for 25 yards ... Totaled a season-high 84 yards on the ground against USC ... **GEORGIA TECH:** Played in 21 games over three seasons for the Yellow Jackets ... Rushed for 377 yards off of 91 attempts ... Rushed for two touchdowns against Syracuse and Louisville during the 2020 season ... Caught six passes for 72 yards ... **HIGH SCHOOL:** Four-year letter winner out of Rome High School ... Rated as a four-star prospect by 247Sports and Rivals ... First-team All-America selection by USA Today as a senior in 2018 ... 2018 Gatorade Georgia Player of the Year ... 2018 Georgia 5A Offensive Player of the Year ... Nominee for the MaxPreps 2018 National Player of the Year ... Ran for 2,815 yards, the fifth-highest single-season total in Georgia history as a senior in 2018 ... Rushed for 6,400 yards for 104 touchdowns over the course of his prep career ... Hauled in 40 receptions for 563 yards and seven touchdowns ... Concluded his high school career with 7,569 all-purpose yards and 113 total touchdowns ... **PERSONAL:** Son of Tyrone Griffin ... One of five siblings ... Brother Ja'Quon is a defensive lineman at Coastal Carolina ... Brother Jaylen played linebacker at Virginia Tech ... Brother Ja'Kolbi played defensive back at Georgia Military College ... Father, Tyrone played football at UAB.

**GRIFFIN'S CAREER STATISTICS**

—RUSHING—

Year	G-S	Att	Yds	TD	Lg	Avg.
2019 (GT)	9-0	37	125	0	16	3.4
2020 (GT)	8-1	47	229	2	35	4.9
2021 (GT)	4-0	7	23	0	7	3.3
2022 (OSU)	12-1	86	488	4	23	5.7
2023 (OM)	11-0	7	39	0	14	5.6
<b>Total</b>	<b>44-2</b>	<b>184</b>	<b>904</b>	<b>6</b>	<b>35</b>	<b>4.9</b>
<b>Total at OM</b>	<b>11-0</b>	<b>7</b>	<b>39</b>	<b>0</b>	<b>14</b>	<b>5.6</b>
<b>Total at OSU</b>	<b>12-1</b>	<b>86</b>	<b>488</b>	<b>4</b>	<b>23</b>	<b>5.7</b>
<b>Total at GT</b>	<b>21-1</b>	<b>91</b>	<b>377</b>	<b>2</b>	<b>35</b>	<b>4.1</b>

**GRIFFIN'S OVERALL CAREER HIGHS**

RUSHING ATTEMPTS: 15, at Syracuse (9/26/20) - at Georgia Tech  
RUSHING YARDS: 84, vs. USC (9/24/22) - at Oregon State  
RUSHING TOUCHDOWNS: 1, 6x  
LONGEST RUSH: 35, vs. Pitt (12/10/20) - at Georgia Tech  
RECEPTIONS: 2, 2x, MR: vs. Colorado (10/22/22) - at Oregon State  
RECEIVING YARDS: 38, vs. UCF (9/19/20) - at Georgia Tech  
LONGEST RECEPTION: 25, vs. UCF (9/19/20) - at Georgia Tech

**GRIFFIN'S OLE MISS CAREER HIGHS**

RUSHING ATTEMPTS: 3, vs. Mercer (9/2/23)  
RUSHING YARDS: 20, vs. Vanderbilt (10/28/23)  
LONGEST RUSH: 14, vs. Vanderbilt (10/28/23)

# CHICK-FIL-A PEACH BOWL: VS. PENN STATE

**0** **joshua HARRIS** **SR.\*** **DT**

Roxboro, N.C. • NC State

6-4 • 325 • TR • Multi-Disciplinary Studies




**2023:** vs. Mercer (9/2/23): Notched three total tackles (one solo) in 21 defensive snaps in Ole Miss debut ... at #22 Tulane (9/9/23): Played seven special teams snaps ... vs. Georgia Tech (9/16/23): Played 12 total snaps across defense and special teams ... at #12 Alabama (9/23/23): Tallied one assisted tackle in 11 defensive and special teams snaps ... vs. #12 LSU (9/30/23): Assisted on one tackle in 10 snaps across defense and special teams ... vs. Arkansas (10/7/23): Assisted on one tackle in 21 defensive and special teams snaps ... at Auburn (10/21/23): Started at nose tackle, registered one solo tackle in 22 snaps across offense, defense and special teams ... vs. Vanderbilt (10/28/23): Notched one assisted tackle on 23 snaps across defense and special teams ... vs. Texas A&M (11/4/23): Tallied a career-high four tackles (one solo) in 24 total snaps across defense and special teams ... at #1 Georgia (11/11/23): Had one solo tackle in 29 total snaps across defense and special teams ... vs. ULM (11/18/23): Played 10 total snaps across defense and special teams ... at Mississippi State (11/23/23): Played six total snaps ... Transfer who arrived on campus in January and participated in spring drills ... **NC STATE:** Logged 38 career games in Raleigh ... Recorded 47 total career tackles ... Played in all 12 games for the Wolfpack in 2022 ... Posted 11 tackles, three tackles for loss and one sack in 192 snaps as a reverse ... Recorded a PFF grade of 77.9, the fourth-best grade by a defensive player with over 100+ snaps ... Lost 51 pounds working in the strength and conditioning facility during the 2021 season helping achieve a 74.3 PFF grade ... Earned first career start in win against Louisiana Tech (10/02/21) ... Competed in 122 snaps for three tackles ... Made an appearance on 27 snaps in 2020 ... Redshirted his first season in 2019 ... Saw action in four games and notched three tackles ... **HIGH SCHOOL:** Played defensive tackle at Person HS ... Ranked No. 143 recruit nationally ... The No. 4 recruit in North Carolina and the No. 10 defensive tackle nationally by Rivals.com, which also ranked him a four-star recruit ... No. 251 recruit nationally, the No. 10 recruit in North Carolina and the No. 17 defensive tackle nationally by 247Sports.com, which also ranked him a four-star recruit ... Turned in 53 tackles, eight tackles for loss and two sacks in his senior season ... Invited to play in the 2018 Shrine Bowl of the Carolinas All-Star Game ... Served as team captain ... Coached by David Kleine ... **PERSONAL:** Son of Jessica Clay ... Full name is Joshua Deon Harris ... Born May 9, 2001 ... Multi-disciplinary studies major.

### HARRIS' CAREER STATISTICS

—DEFENSE—

Year	G-S	UT	AT	TT	TFL-YDS	Sacks-Yds
2019 (NCST)	10-0	10	13	23	0.0-0	0.0-0
2020 (NCST)	5-0	2	1	3	1.0-2	0.0-0
2021 (NCST)	11-1	2	8	10	0.5-0	0.0-0
2022 (NCST)	12-0	2	9	11	3.0-11	1.0-8
2023 (OM)	12-1	4	9	13	0.0-0	0.0-0
<b>Total</b>	<b>50-2</b>	<b>20</b>	<b>40</b>	<b>60</b>	<b>4.5-13</b>	<b>1.0-8</b>
<b>Total at OM</b>	<b>12-1</b>	<b>4</b>	<b>9</b>	<b>13</b>	<b>0.0-0</b>	<b>0.0-0</b>
<b>Total at NCST</b>	<b>38-1</b>	<b>16</b>	<b>31</b>	<b>47</b>	<b>4.5-13</b>	<b>1.0-8</b>

Year	FF	FR	PBU	QBH	INT	BLK
2019 (NCST)	0	0	0	0	0	0
2020 (NCST)	0	0	0	0	0	0
2021 (NCST)	0	0	0	0	0	0
2022 (NCST)	0	0	0	1	0	0
2023 (OM)	0	0	0	0	0	0
<b>Total</b>	<b>0</b>	<b>0</b>	<b>0</b>	<b>1</b>	<b>0</b>	<b>0</b>
<b>Total at OM</b>	<b>0</b>	<b>0</b>	<b>0</b>	<b>0</b>	<b>0</b>	<b>0</b>
<b>Total at NCST</b>	<b>0</b>	<b>0</b>	<b>0</b>	<b>1</b>	<b>0</b>	<b>0</b>

### HARRIS' OVERALL CAREER HIGHS

TACKLES: 8, at Wake Forest (11/2/19) - at NC State  
 SACKS: 1, vs. UConn (9/24/22) - at NC State  
 TFLs: 1.5, vs. UConn (9/24/22) - at NC State

### HARRIS' OLE MISS CAREER HIGHS

TACKLES: 4, vs. Texas A&M (11/4/23)  
 SOLO TACKLES: 1, 4x, MR: at Georgia (11/11/23)

**9** **tre HARRIS** **SR.\*** **WR**

Lafayette, La. • Louisiana Tech

6-2 • 205 • TR • General Business




**2023:** vs. Mercer (9/2/23): Opened Ole Miss career in spectacular fashion, ending with six receptions for 133 yards and a school record four receiving touchdowns ... Scored on each of his first three receptions as a Rebel ... One of 22 in SEC history with at least four receiving touchdowns in a game ... at #22 Tulane (9/9/23): Started and caught two passes for 55 yards and one touchdown, including a 31-yard reception for a score on Ole Miss' first drive ... Left game during second drive due to injury ... at #12 Alabama (9/23/23): Targeted twice in five offensive snaps ... vs. #12 LSU (9/30/23): Started at wide receiver, tied career-high of eight receptions for an Ole Miss career-high 153 yards and one TD, the go-ahead score for the Rebels ... Also had an Ole Miss career-long 56-yard catch that led to a field goal ... vs. Arkansas (10/7/23): Started at wide receiver and caught one pass for 26 yards in 50 offensive snaps ... at Auburn (10/21/23): Started at wide receiver, caught four passes for 102 yards in 76 offensive and special teams snaps ... vs. Vanderbilt (10/28/23): Started and caught six passes for 67 yards in 63 snaps on offense ... vs. Texas A&M (11/4/23): Career day with career-high 11 receptions, 213 yards and one touchdown ... Sixth Rebel to ever have 200 yards receiving, ninth total game ... SEC Co-Offensive Player of the Week ... at #1 Georgia (11/11/23): Started at wide receiver, caught two passes for 12 yards ... vs. ULM (11/18/23): Recorded four catches for 63 yards and one TD ... at Mississippi State (11/23/23): Started at wideout, caught three passes for 27 yards ... Reese's Senior Bowl Watch List ... Biletnikoff Award Preseason Watch List ... Transfer who arrived on campus in January and participated in spring drills ... **LOUISIANA TECH:** Appeared in 31 games for the Bulldogs, making 21 starts at wide receiver ... Hauled in 1,529 receiving yards and 14 touchdowns during his time in Ruston ... Earned first team All-Conference USA accolades in 2022 after leading Tech with 935 yards receiving and 10 touchdowns ... Finished the 2022 season second on the team in receptions with 65 ... Averaged 14.38 yards per catch and 77.92 yards per game ... Registered at least three receptions in nine of the 12 games ... Appeared in all 12 games, making nine starts at wide receiver during the 2021 season ... Finished the year second on the team in receptions (40), receiving yards (562), and receiving touchdowns (4) ... Appeared in seven games in 2020 season ... **HIGH SCHOOL:** Graduated from Comeaux HS ... Played quarterback during prep career ... Named Prep Football Player of the Week by the Lafayette Daily Adviser after going 11-for-11 with 262 passing yards and two touchdowns, while rushing for 119 yards and two TDs ... **PERSONAL:** Son of Cleveland and Delana Harris Jr. ... Full name is Cleveland Joseph Harris III ... Born on Feb. 28, 2002 ... General business major.

### HARRIS' CAREER STATISTICS

—RECEIVING—

Year	G-S	Rec	Yds	TD	Lg	Avg.
2020 (LATech)	7-0	1	20	0	20	20.0
2021 (LATech)	12-9	40	562	4	62	14.1
2022 (LATech)	12-12	65	935	10	64	14.4
2023 (OM)	11-10	47	851	8	56	18.1
<b>Total</b>	<b>42-31</b>	<b>153</b>	<b>2,368</b>	<b>22</b>	<b>64</b>	<b>15.5</b>
<b>Total at OM</b>	<b>11-10</b>	<b>47</b>	<b>851</b>	<b>8</b>	<b>56</b>	<b>18.1</b>
<b>Total at LATech</b>	<b>31-21</b>	<b>106</b>	<b>1,517</b>	<b>14</b>	<b>64</b>	<b>14.3</b>

### HARRIS' OVERALL CAREER HIGHS

RECEPTIONS: 11, vs. Texas A&M (11/4/23) - at Ole Miss  
 RECEIVING YARDS: 213, vs. Texas A&M (11/4/23) - at Ole Miss  
 RECEIVING TOUCHDOWNS: 4, vs. Mercer (9/2/23) - at Ole Miss  
 LONG RECEPTION: 64, vs. UTEP (10/8/22) - at LA Tech

### HARRIS' OLE MISS CAREER HIGHS

RECEPTIONS: 11, vs. Texas A&M (11/4/23)  
 RECEIVING YARDS: 213, vs. Texas A&M (11/4/23)  
 RECEIVING TOUCHDOWNS: 4, vs. Mercer (9/2/23)  
 LONG RECEPTION: 56, vs. LSU (9/30/23)



**51** zxavian **HARRIS** SO. DT

Canton, Miss. • Germantown

6-7 • 335 • 1L • General Business




**2023:** vs. Mercer (9/2/23): Set career-highs in tackles (6), solo tackles (4), TFL (2.5) and sacks (1.0) in 20 defensive snaps off the bench ... at #22 Tulane (9/9/23): Recorded three total tackles (two solo) in 22 total snaps across defense and special teams ... vs. Georgia Tech (9/16/23): Blocked a field goal, the first of his career and his second career blocked kick ... First blocked FG by an Ole Miss player since 2015 ... at #12 Alabama (9/23/23): Assisted on two tackles in 30 snaps across defense and special teams ... vs. #12 LSU (9/30/23): Assisted on two tackles in first career start, played 18 defensive and special teams snaps ... Led team in misc. special teams per PFF (91.2 grade) ... vs. Arkansas (10/7/23): Started and posted first career QBH in 30 snaps across defense and special teams ... vs. Texas A&M (11/4/23): Recorded a career-high seven tackles (five solo), one tackle for loss and a game-winning blocked field goal at the end of regulation in a start on the defensive line ... SEC Co-Defensive Lineman of the Week ... at #1 Georgia (11/11/23): Started on the defensive line, notched five tackles (four solo) in 42 total snaps ... vs. ULM (11/18/23): Started at defensive tackle, notched two QB hurries in 25 total snaps ... at Mississippi State (11/23/23): Started at DT, notched three tackles (one solo) in 26 total snaps, rated as Ole Miss' top defender per PFF (77.2) ... **2022:** Appeared in all 13 games for the Rebels in his freshman season rotating between defense and special teams ... Recorded three tackles, one tackle for loss, and one blocked field goal in his first season at Ole Miss ... Member of the 2021-22 signing class ... **HIGH SCHOOL:** Rated a four-star prospect by all major recruiting sites ... Ranked as the No. 125 player in the country by 247Sports ... Also ranked No. 175 overall by the 247Sports Composite and No. 170 overall by the On3 Consensus ... 247Sports No. 2 rated player in Mississippi ... Ranked No. 3 in Mississippi by On3, No. 4 by the 247Sports Composite, Rivals and ESPN ... Tabbed the No. 18 defensive lineman in the nation by 247Sports ... Ranked the No. 23 defensive lineman by On3 as well as the No. 16 defensive tackle by Rivals ... Selected to the 2021 Clarion Ledger Dandy Dozen ... Participated in the Mississippi-Alabama All-Star Game ... Tapped as the MHSAA 6A Defensive Player of the Year and an All-State honoree by the Mississippi High School Football Coaches ... Recorded 48 tackles, four sacks, two forced fumbles and a fumble recovery as a senior ... As a junior, posted 62 tackles and 8.5 sacks, also blocking a field goal and a punt ... Also played basketball ... Chose Ole Miss over Mississippi State, Alabama, Georgia, LSU, Auburn and Arkansas among others ... Coached by Dan Chris ... **PERSONAL:** Son of Sammie and Teresa Harris ... Full name is Zxavian Emmanuel Harris ... Born Oct. 22, 2003 ... General business major.

**HARRIS' CAREER STATISTICS**

—DEFENSE—

Year	G-S	UT	AT	TT	TFL-YDS	Sacks-Yds
2022	13-0	1	2	3	0.5-1	0.0-0
2023	10-6	16	12	28	3.5-12	1.0-7
<b>Total</b>	<b>23-6</b>	<b>17</b>	<b>14</b>	<b>31</b>	<b>4.0-13</b>	<b>1.0-7</b>

Year	FF	FR	PBU	QBH	INT	BLK
2022	0	0	0	0	0	1
2023	0	0	0	3	0	2
<b>Total</b>	<b>0</b>	<b>0</b>	<b>0</b>	<b>3</b>	<b>0</b>	<b>3</b>

**HARRIS' CAREER HIGHS**

TACKLES: 7, vs. Texas A&M (11/4/23)  
 SOLO TACKLES: 5, vs. Texas A&M (11/4/23)  
 TFLs: 2.5, vs. Mercer (9/2/23)  
 SACKS: 1.0, vs. Mercer (9/2/23)  
 BLOCKS: 1, 3x, MR: vs. Texas A&M (11/4/23)  
 QB HURRIES: 3, vs. ULM (11/18/23)

**88** kyirin **HEATH** SO. TE

Mansfield, Texas • Legacy

6-4 • 235 • 1L • General Business




**2023:** vs. Mercer (9/2/23): Earned first career start at tight end and recorded his first stats with three catches for 48 yards ... at #22 Tulane (9/9/23): Started at tight end and played on 27 total snaps across offense and special teams ... vs. Georgia Tech (9/16/23): Started out wide, played 54 total snaps across offense and special teams ... at #12 Alabama (9/23/23): Recorded one catch for 12 yards in 19 snaps across offense and special teams ... vs. #12 LSU (9/30/23): Appeared in six special teams snaps ... vs. Arkansas (10/7/23): Participated in 11 snaps across offense and special teams ... at Mississippi State (11/23/23): Played one offensive snap ... **2022:** Appeared in all 13 games during his freshman campaign ... Recorded a total of 112 snaps rotating between tight end and special teams ... Member of the 2021-22 signing class ... **HIGH SCHOOL:** Rated a three-star prospect by all major recruiting sites ... Ranked as the No. 15 tight end in the country by ESPN ... Listed as the No. 37 tight end by On3 ... Registered 29 catches for 316 yards and four touchdowns his senior season at Legacy HS ... Also ran for a TD in 2021 ... Hauled in 19 receptions for 229 yards and seven TDs as a junior ... Coached by Jeff Hulme ... **PERSONAL:** Son of Stephani Fry ... Full name is Kyirin Andrae Heath ... Born June 3, 2004 ... Athletic Director's Honor Roll in fall 2022 ... General business major.

**HEATH'S CAREER STATISTICS**

—RECEIVING—

Year	G-S	Rec	Yds	TD	Lg	Avg.
2022	13-0	0	0	0	0	0.0
2023	7-3	4	60	0	21	15.0
<b>Total</b>	<b>20-3</b>	<b>4</b>	<b>60</b>	<b>0</b>	<b>21</b>	<b>15.0</b>

**HEATH'S CAREER HIGHS**

RECEPTIONS: 3, vs. Mercer (9/2/23)  
 RECEIVING YARDS: 38, vs. Mercer (9/2/23)

**46** salathiel **HEMPHILL** JR. TE

Winona, Miss. • Jones College

6-3 • 245 • RS • General Business




**2023:** vs. Mercer (9/2/23): First career game played, saw action on six offensive snaps ... at #22 Tulane (9/9/23): Played three offensive snaps ... vs. Georgia Tech (9/16/23): Played three offensive snaps ... vs. #12 LSU (9/30/23): Appeared in one offensive snap ... vs. Vanderbilt (10/28/23): Participated in one snap on offense ... vs. ULM (11/18/23): Played two offensive snaps ... **2022:** Did not play in any games and was redshirted ... Non-scholarship player who joined team prior to the start of spring drills ... **JUNIOR COLLEGE:** Saw action in 15 career games at Jones College ... Talled three career catches for 30 yards ... Appeared in all 10 games in 2021 ... Played in all five games during a COVID-shortened season as a freshman in 2020 ... **HIGH SCHOOL:** Big, physical tight end that was primarily used as a blocker at Grenada HS ... Helped the Chargers to a 7-5 record and MHSAA 5A playoff appearance in 2019 ... Coached by Ashley Kuhn ... **PERSONAL:** Son of Salathiel Hemphill Sr and Bernita Knight ... Full name is Salathiel Peearr Hemphill Jr. ... Born Nov. 9, 2001 ... Athletic Director's Honor Roll in fall 2022 and spring 2023 ... Named to the President's Honor Roll at Jones College ... Named Distinguished Academic All-MACCC at Jones College ... General business major.

**HEMPHILL'S CAREER STATISTICS**

—RECEIVING—

Year	G-S	Rec	Yds	TD	Lg	Avg.
2023	6-0	0	0	0	0	0.0
<b>Total</b>	<b>6-0</b>	<b>0</b>	<b>0</b>	<b>0</b>	<b>0</b>	<b>0.0</b>

# CHICK-FIL-A PEACH BOWL: VS. PENN STATE

**7** walker  
**HOWARD**

FR.  
QB



Lafayette, La. • LSU

6-1 • 195 • TR • Sport & Recreation Admin.



**2023:** vs. Mercer (9/2/23): Went 3-of-4 for 56 yards off the bench in Ole Miss debut ... Helped contribute to school record 524 team passing yards ... vs. Texas A&M (11/4/23): Played on one offensive snap ... Transfer who arrived on campus in January and participated in spring drills ... Rated as the No. 5 quarterback and No. 42 overall player in the transfer portal this offseason by 247Sports ... **LSU:** Spent one season at LSU before entering the transfer portal in January of 2023 ... Appeared in two games with no starts ... Saw extended action in LSU's Citrus Bowl (01/02/23) win over Purdue, playing the entire fourth quarter of the 63-7 victory ... **HIGH SCHOOL:** One of the nation's top quarterback prospects in the Class of 2022 ... Rated as the nation's No. 1 dual-threat QB by ESPN and listed No. 5 by 247Sports ... Overall, listed as the nation's No. 27 overall prospect by ESPN and No. 34 by 247Sports ... Ranked as the No. 2 player in the state of Louisiana by 247Sports ... Prepped at St. Thomas More High School in Lafayette, Louisiana where he led his team to back-to-back Division II state titles in 2019 and 2020 and a semifinals appearance in 2021 ... Passed for 381 yards and four TDs in 35-28 win over De La Salle in 2020 state championship game ... As a senior, completed 155-of-259 passes for 2,394 yards and 25 touchdowns ... Invited to the Under Armour All-American Game ... Participated in the Elite 11 camp, finishing among the top 10 ... Won the 2020 MaxPreps High School Football Player of the Year for Louisiana ... 2020 Louisiana Gatorade Player of the Year ... Selected to the 2020 Louisiana High School Football All-State First-Team for Offense ... Passed for 3,430 yards and 42 touchdowns as a junior ... Coached by Ryan Frederick ... **PERSONAL:** Son of Jamie and Kathryn Howard ... Full name is James Walker Howard IV ... Born on July 1, 2003 ... Dad, Jamie, played quarterback at LSU from 1992-95 ... His dad capped his LSU career ranked in the Top 10 in school history for passing yards (6,158), passing TDs (34), and total offense (6,010) ... Athletic Director's Honor Roll in spring 2023 ... Sport and Recreation Administration major.

### HOWARD'S CAREER STATISTICS

#### —PASSING—

Year	G-S	Cmp-Att	Pct.	Yds	TD	INT	LP
2022 (LSU)	2-0	2-4	50.0	7	0	0	5
2023 (OM)	2-0	3-4	75.0	56	0	0	29
<b>Total</b>	<b>4-0</b>	<b>5-8</b>	<b>62.5</b>	<b>63</b>	<b>0</b>	<b>0</b>	<b>29</b>

#### —RUSHING—

Year	Att	Yds	TD	Lg	Avg.
2022 (LSU)	6	33	0	23	5.5
2023 (OM)	0	0	0	0	0.0
<b>Total</b>	<b>6</b>	<b>33</b>	<b>0</b>	<b>23</b>	<b>5.5</b>

### HOWARD'S OVERALL CAREER HIGHS

PASSING ATTEMPTS: 4, 2x, MR: vs. Mercer (9/2/23) - at Ole Miss  
 COMPLETIONS: 3, vs. Mercer (9/2/23) - at Ole Miss  
 PASSING YARDS: 56, vs. Mercer (9/2/23) - at Ole Miss  
 LONG COMPLETION: 29, vs. Mercer (9/2/23) - at Ole Miss  
 RUSHING ATTEMPTS: 3, 2x, MR: vs. Purdue (1/2/23) - at LSU  
 RUSHING YARDS: 18, vs. Purdue (1/2/23) - at LSU  
 LONG RUSH: 23, vs. Purdue (1/2/23) - at LSU  
 TOTAL OFFENSE YARDS: 56, vs. Mercer (9/2/23) - at Ole Miss

### HOWARD'S OLE MISS CAREER HIGHS

PASSING ATTEMPTS: 4, vs. Mercer (9/2/23)  
 COMPLETIONS: 3, vs. Mercer (9/2/23)  
 PASSING YARDS: 56, vs. Mercer (9/2/23)  
 LONG COMPLETION: 29, vs. Mercer (9/2/23)  
 TOTAL OFFENSE YARDS: 56, vs. Mercer (9/2/23)

**15** jared  
**IVEY**

SR.\*  
DE



Suwanee, Ga. • Georgia Tech

6-5 • 265 • 1L • General Business



**2023:** vs. Mercer (9/2/23): Started at DE, made 1.0 TFL and one QB hurry ... at #22 Tulane (9/9/23): Started at DE and recorded three tackles (two solo), 1.0 sack for a loss of seven yards and one fumble recovery on a Khari Coleman sack fumble that he returned 26 yards for a TD late in the fourth to seal the game ... vs. Georgia Tech (9/16/23): Started at DE, recorded four tackles and one QB hurry ... at #12 Alabama (9/23/23): Started at DE, tallied six tackles, 1.0 TFL for a loss of six yards, and one QB hurry ... vs. #12 LSU (9/30/23): Started at DE, made two assisted tackles in 68 total snaps ... vs. Arkansas (10/7/23): Started at DE, posted a career-high eight tackles, a career-high 1.5 TFL for a loss of four yards and a sack for four yards ... Ranked first in pass-rushing in 42 defensive snaps per PFF (81.6 grade) ... at Auburn (10/21/23): Registered two tackles (one solo) and one solo sack for a loss of five yards ... vs. Vanderbilt (10/28/23): Started at DE, notched five tackles (three solo), a career-high 2.5 TFL for 20 yards and a career-high 2.5 sacks for 20 yards ... Ole Miss' top-rated pass rusher per PFF with a 92.0 grade ... vs. Texas A&M (11/4/23): Started at DE, notched two tackles (one solo) in 68 total snaps ... at #1 Georgia (11/11/23): Started at DE, recorded two tackles (one solo) ... vs. ULM (11/18/23): Started at DE, recorded two tackles and one total TFL ... at Mississippi State (11/23/23): Started at DE, recorded four tackles (one solo) with a half TFL and one QB hurry ... Reese's Senior Bowl Watch List ... Preseason All-SEC third team (SEC Coaches) ... **2022:** Played in all 13 games, making seven starts on the defensive line ... Totaled 562 snaps on the defensive line in 2022 ... Tallied 37.0 total tackles, 15 solo ... Transfer who arrived on campus in January and participated in spring drills ... **GEORGIA TECH:** Appeared in 20 games over two seasons, with 13 starts on the defensive line ... Tallied 32 total tackles, including 20 solo stops, as a sophomore in 2021 ... Registered six tackles for loss in 2021 ... Recorded five or more tackles in three games last year ... **HIGH SCHOOL:** Four-star prospect by 247Sports ... Tabbed as the No. 15-ranked weakside defensive end in the nation and the No. 33-ranked player in the state of Georgia by 247Sports ... Ranked as one of the top 30 recruits in Georgia Tech history by 247Sports ... 153 tackles and 29 sacks during his prep career, including 80 tackles, 20 sacks and 15 QB hurries as a senior ... All-region honoree ... Was also a standout basketball player for North Gwinnett that received scholarship offers to play Division I college basketball ... Coached by Bill Stewart ... **PERSONAL:** Son of Tracey Ivey ... Full name is Jared Gavin Ivey ... Born Dec. 5, 2001 ... General business major.

### IVEY'S CAREER STATISTICS

#### —DEFENSE—

Year	G-S	UT	AT	TT	TFL-YDS	Sacks-Yds
2020 (GT)	9-2	4	4	8	1.0-3	0.0-0
2021 (GT)	11-11	20	12	32	6.0-22	1.5-9
2022 (OM)	13-7	15	22	37	4.5-27	3.5-26
2023 (OM)	12-11	15	26	41	9.5-52	5.5-36
<b>Total</b>	<b>45-31</b>	<b>54</b>	<b>64</b>	<b>118</b>	<b>21.0-104</b>	<b>10.5-71</b>
<b>Total at OM</b>	<b>25-18</b>	<b>30</b>	<b>48</b>	<b>78</b>	<b>14.0-79</b>	<b>9.0-62</b>
<b>Total at GT</b>	<b>20-13</b>	<b>24</b>	<b>16</b>	<b>40</b>	<b>7.0-25</b>	<b>1.5-9</b>

Year	FF	FR	PBU	QBH	INT	BLK
2020 (GT)	0	0	0	2	0	0
2021 (GT)	1	0	1	3	0	0
2022 (OM)	1	2	0	3	0	0
2023 (OM)	0	1	0	4	0	0
<b>Total</b>	<b>2</b>	<b>3</b>	<b>1</b>	<b>12</b>	<b>0</b>	<b>0</b>
<b>Total at OM</b>	<b>1</b>	<b>3</b>	<b>0</b>	<b>7</b>	<b>0</b>	<b>0</b>
<b>Total at GT</b>	<b>1</b>	<b>0</b>	<b>1</b>	<b>5</b>	<b>0</b>	<b>0</b>

### IVEY'S OVERALL CAREER HIGHS

TACKLES: 8, vs. Arkansas (10/7/23) - at Ole Miss  
 SOLO TACKLES: 4, vs. Boston College (11/13/21) - at Georgia Tech  
 TFLs: 2.5, vs. Vanderbilt (10/28/23) - at Ole Miss  
 SACKS: 2.5, vs. Vanderbilt (10/28/23) - at Ole Miss  
 FORCED FUMBLES: 1, 2x, MR: vs. Kentucky (10/1/22) - at Ole Miss  
 FUMBLE RECOVERIES: 1, 3x, MR: at Tulane (9/9/23) - at Ole Miss  
 QUARTERBACK HURRIES: 2, vs. Alabama (11/12/22) - at Ole Miss  
 DEFENSIVE TOUCHDOWNS: 1, at Tulane (9/9/23) - at Ole Miss (fumble recovery)

### IVEY'S OLE MISS CAREER HIGHS

TACKLES: 8, vs. Arkansas (10/7/23)  
 SOLO TACKLES: 3, 3x, MR: vs. Vanderbilt (10/28/23)  
 TFLs: 2.5, vs. Vanderbilt (10/28/23)  
 SACKS: 2.5, vs. Vanderbilt (10/28/23)  
 FORCED FUMBLES: 1, vs. Kentucky (10/1/22)  
 FUMBLE RECOVERIES: 1, 3x, MR: at Tulane (9/9/23)  
 QUARTERBACK HURRIES: 2, vs. Alabama (11/12/22)  
 DEFENSIVE TOUCHDOWNS: 1, at Tulane (9/9/23) - (fumble recovery)

# 78 jeremy JAMES

Cumming, Ga. • North Forsyth  
6-5 • 305 • 4L • General Business

SR.\*  
OL



**2023:** vs. Mercer (9/2/23): Started at right guard and played in 50 total snaps ... Was Ole Miss' top-rated run blocker at a 76.7 grade from PFF ... at #22 Tulane (9/9/23): Started at right guard and played 63 offensive snaps on the line ... vs. Georgia Tech (9/16/23): Started at right guard, was Ole Miss' second-rated pass blocker by PFF with an 85.0 grade in 38 offensive snaps ... at #12 Alabama (9/23/23): Started at right guard and played in 63 total offensive snaps ... vs. #12 LSU (9/30/23): Started at right guard, played in 84 offensive snaps for offensive line unit that did not allow a sack ... vs. Arkansas (10/7/23): Started at right guard and participated in 67 snaps on offense ... at Auburn (10/21/23): Started at right guard, saw action in 73 snaps on offense ... vs. Vanderbilt (10/28/23): Started at right guard and notched first career tackle in 58 offensive snaps ... vs. Texas A&M (11/4/23): Started at right guard, played all 74 offensive snaps as Ole Miss' top-rated pass blocker per PFF (75.6) ... at #1 Georgia (11/11/23): Started at right guard, played 70 of 71 offensive snaps ... vs. ULM (11/18/23): Started at right tackle, played 70 offensive snaps and ended with a 78.5 PFF pass block grade ... at Mississippi State (11/23/23): Started at right tackle, played all 76 offensive snaps ... Reese's Senior Bowl Watch List ... Preseason All-SEC first team (Lindy's) ... Preseason All-SEC third team (Athlon, SEC Coaches) ... Expected starter at right guard ... **2022:** Started in all 13 games on the offensive line for the Rebels, with nine starts at right guard and four at right tackle ... Totaled 914 snaps on the offensive line ... Preseason All-SEC first team (Phil Steele) ... Preseason All-SEC second team (Athlon) ... **2021:** Started all 13 games at right tackle, playing in nearly all offensive snaps (947) ... Graded out as Ole Miss' best offensive lineman last season, securing a grade of 75.9 throughout the 2021 campaign ... Allowed just two sacks in 497 pass blocking snaps ... Blocked for the sixth-ranked total offense (492.5) in the country, as well as the No. 12 rushing offense (217.6) ... Member of offensive line unit that has helped blocked for a rushing attack that featured four players who rushed for more than 500 yards in 2021 ... Preseason All-SEC third team (Athlon) ... Preseason All-SEC honorable mention (PFF) ... **2020:** Earned Freshman All-American first team honors (The Athletic) ... Started all 10 games at right guard ... Didn't surrender a single sack or pressure ... Received the teams highest run blocking grade with an 85.2 ... Blocked for an offense that totaled 708 total yards, the third most in school history and most ever in an SEC contest ... **2019:** Appeared in two games and was redshirted ... Earned first collegiate letter ... Member of the 2019 signing class ... **HIGH SCHOOL:** Consensus three-star prospect according to Rivals, 247Sports and ESPN ... Three-year letterwinner at North Forsyth HS ... Three-time all-region selection ... Helped North Forsyth lead Region 5-7A in total offense during region play in 2017 ... **PERSONAL:** Son of Kevin and Marti James ... Full name is Jeremy Dalton James ... Born April 29, 2000 ... Dean's Honor Roll in spring 2020 ... General business major.

### JAMES' CAREER STATISTICS

—OFFENSE—

YEAR	G-S
2019	2-0
2020	10-10
2021	13-13
2022	13-13
2023	12-12
<b>Total</b>	<b>50-48</b>

# 11 jeremiah JEAN-BAPTISTE

Florida City, Fla. • UCF  
6-2 • 230 • TR • Criminal Justice

SR.  
LB



**2023:** vs. Mercer (9/2/23): Started at middle linebacker in his Ole Miss debut, tallying two total tackles in 26 defensive snaps ... at #22 Tulane (9/9/23): Started at middle linebacker, recorded four total tackles (two solo) in 45 total snaps across defense and special teams ... vs. Georgia Tech (9/16/23): Started at middle linebacker, recorded an Ole Miss career-high eight tackles (two solo) ... Also assisted on a sack, his first as a Rebel ... at #12 Alabama (9/23/23): Started at middle linebacker, made one solo tackle in 42 total defensive and special teams snaps ... vs. #12 LSU (9/30/23): Started at middle linebacker, tacked four total tackles (three solo) and one pass breakup in 50 snaps across defense and special teams ... vs. Arkansas (10/7/23): Started at middle linebacker, assisted on two tackles in 43 snaps across defense and special teams ... at Auburn (10/21/23): Started at middle linebacker, led team with seven total tackles (six solo), and a career-high 2.0 TFL for a loss of six yards in 36 defensive and special teams snaps ... vs. Vanderbilt (10/28/23): Started at middle linebacker, posted one solo tackle in 27 snaps across defense and special teams ... vs. Texas A&M (11/4/23): Started at linebacker, recorded four tackles (two solo) in 58 total snaps across defense and special teams ... at #1 Georgia (11/11/23): Started at MLB, tallied four tackles (three solo) in 32 defensive snaps ... vs. ULM (11/18/23): Recorded four total tackles (one solo), a half TFL and one QB hurry in 21 total snaps off the bench ... at Mississippi State (11/23/23): Tallied a career-high 10 tackles off the bench, added a half TFL in 34 total snaps as Ole Miss' top-rated run defender (82.5) and tackler (82.8) per PFF ... Reese's Senior Bowl Watch List ... Transfer who arrived on campus in January and participated in spring drills ... Expected to see significant playing time at linebacker ... **UCF:** Appeared in 35 games over four seasons at UCF ... Tallied a career-high nine tackles twice, including eight solo as a senior against SMU ... Registered five tackles for loss in 2022 ... Recorded five or more tackles in six games last season ... **HIGH SCHOOL:** Lead South Dade to regional championship game appearance ... Recorded 131 tackles during 2017 season ... Totaled seven tackles for-loss and five sacks as a junior ... Rated as the No. 71 inside linebacker in the nation according to 247 Sports ... Ranked as the No. 213 player in the state of Florida by 274 Sports ... **PERSONAL:** Son of Arnouze Jean-Baptiste and Danard Saintvil ... Full name is Jeremiah Arshad Jean-Baptiste ... Born on May 31, 2001 ... Criminal justice major.

### JEAN-BAPTISTE'S CAREER STATISTICS

—DEFENSE—

Year	G-S	UT	AT	TT	TFL-YDS	Sacks-Yds
2019 (UCF)	13-0	11	1	12	2.0-5	0.0-0
2020 (UCF)	10-2	27	10	37	0.5-0	0.0-0
2021 (UCF)	12-5	22	29	51	6.5-17	1.0-2
2022 (UCF)	10-10	37	15	52	5.0-11	1.0-3
2023 (OM)	12-10	21	30	51	3.5-8	0.5-1
<b>Total</b>	<b>57-27</b>	<b>118</b>	<b>85</b>	<b>203</b>	<b>17.5-41</b>	<b>2.5-6</b>
<b>Total at OM</b>	<b>12-10</b>	<b>21</b>	<b>30</b>	<b>51</b>	<b>3.5-8</b>	<b>0.5-1</b>
<b>Total at UCF</b>	<b>45-17</b>	<b>97</b>	<b>55</b>	<b>152</b>	<b>14.0-33</b>	<b>2.0-5</b>

Year	FF	FR	PBU	QBH	INT	BLK
2019 (UCF)	0	0	1	6	0	0
2020 (UCF)	0	0	0	11	0	0
2021 (UCF)	1	0	2	2	1	0
2022 (UCF)	1	0	4	1	0	0
2023 (OM)	0	0	1	1	0	0
<b>Total</b>	<b>2</b>	<b>0</b>	<b>8</b>	<b>21</b>	<b>1</b>	<b>0</b>
<b>Total at OM</b>	<b>0</b>	<b>0</b>	<b>1</b>	<b>1</b>	<b>0</b>	<b>0</b>
<b>Total at UCF</b>	<b>2</b>	<b>0</b>	<b>7</b>	<b>20</b>	<b>1</b>	<b>0</b>

### JEAN-BAPTISTE'S OVERALL CAREER HIGHS

TACKLES: 10, at Mississippi State (11/23/23)  
SACKS: 2x, MR: vs. Georgia Tech (9/24/22) - at UCF  
TFLs: 2.0, 4x, MR: at Auburn (10/21/23) - at Ole Miss  
INTERCEPTIONS: 1, vs. ECU (10/9/21) - at UCF

### JEAN-BAPTISTE'S OLE MISS CAREER HIGHS

TACKLES: 10, at Mississippi State (11/23/23)  
SOLO TACKLES: 6, at Auburn (10/21/23)  
SACKS: 0.5, vs. Georgia Tech (9/16/23)  
TFLs: 2.0, at Auburn (10/21/23)  
PASS BREAKUPS: 1, vs. LSU (9/30/23)  
QB HURRIES: 1, vs. ULM (11/18/23)

# CHICK-FIL-A PEACH BOWL: VS. PENN STATE

**2** cedric **JOHNSON** SR.\*  
DE

Mobile, Ala. • Davidson

6-3 • 265 • 3L • Multi-Disciplinary Studies




**2023:** vs. Mercer (9/2/23): Started and made four total tackles, one QB hurry and one solo sack for a loss of 10 yards ... at #22 Tulane (9/9/23): Started and made two total tackles (one solo) and one QB hurry ... vs. Georgia Tech (9/16/23): Started at defensive end, recorded four total tackles (one solo) and two QB hurries ... at #12 Alabama (9/23/23): Registered two total tackles, both solo, in 40 snaps across defense and special teams ... vs. #12 LSU (9/30/23): Started at defensive end, tallied five tackles and two QB hurries in 53 snaps across defense and special teams ... vs. Arkansas (10/7/23): Started at defensive end, posted two solo tackles and one QB hurry in 46 defensive and special teams snaps ... at Auburn (10/21/23): Registered five tackles (three solo) and 1.5 sacks for a loss of eight yards in 42 defensive and special teams snaps ... Rated best at pass rushing per PFF (72.9 grade) ... Named SEC Defensive Lineman of the Week ... vs. Vanderbilt (10/28/23): Started at defensive end, notched a career-high seven tackles (four solo), 2.0 TFL for 12 yards, a sack for six yards and two QB hurries ... Ranked second in pass rushing per PFF (90.0 grade) ... Named SEC Defensive Lineman of the Week ... vs. Texas A&M (11/4/23): Started at defensive end, notched two solo tackles, one sack fumble, one pass breakup and one QB hurry ... at #1 Georgia (11/11/23): Started at DE, assisted on one tackle in 37 total snaps ... vs. ULM (11/18/23): Started at defensive end, made five total tackles (one solo), had one total sack, one pass breakup and one QB hurry ... at Mississippi State (11/23/23): Started at defensive end, assisted on one tackle and added one pass breakup and one QB hurry in 67 total snaps ... Reese's Senior Bowl Watch List ... Chucky Mullins Courage Award winner ... Bednarik Award Preseason Watch List ... Preseason All-SEC first team (Phil Steele) ... Preseason All-SEC third team (Athlon, Lindy's) ... Ole Miss' active career leader in sacks (13.5) ... Veteran leader on defense expected to be start on defensive line ... **2022:** Appeared in 11 games for the Rebels ... Started in eight games at defensive end ... Totaled 4.0 sacks and 4.5 tackles for loss during junior campaign ... Notched 32 total tackles in 2022, including 15 solo ... Became the first Rebel since 2012 with a sack and a blocked punt in a single game against Georgia Tech ... Preseason All-SEC fourth team (Athlon, Phil Steele) ... Named to Bruce Feldman's Top 50 Freaks List ... **2021:** Appeared in all 13 games as a sophomore ... Started 11 contests at defensive end ... Tallied 33 total tackles including eight tackles for loss ... Ranked second on the team with 6.5 sacks ... Was third on the squad with seven quarterback hurries ... **2020:** Appeared in all 10 games as both a reserve linebacker and on special teams ... Tallied seven total tackles, including 3.0 sacks ... Member of the 2019-20 signing class ... **HIGH SCHOOL:** Rated as a three-star prospect across all recruiting services ... Rated the No. 35 weak-side defensive end in the country by Rivals and the No. 39 prospect in Alabama ... Was a four-year letterwinner at Davidson HS ... Made 56 tackles as a senior with 16.0 sacks (1.8 sacks/game), 10 QB hurries, one forced fumble, one pass deflection and two fumble recoveries ... Tallied 35 total tackles, two fumble recoveries and eight quarterback hurries as a junior ... **PERSONAL:** Son of Cephus Jr. and Hope Johnson ... Full name is Cedric Edward Johnson ... Born Sept. 6, 2002 ... 2020-21 SEC First-Year Honor Roll ... SEC Fall Academic Honor Roll in 2021 ... Athletic Director's Honor Roll in fall 2020, spring 2021, fall 2021 and spring 2023 ... Multi-disciplinary studies major.

### JOHNSON'S CAREER STATISTICS

#### —DEFENSE—

Year	G-S	UT	AT	TT	TFL-YDS	Sacks-Yds
2020	10-0	6	1	7	3.0-14	3.0-14
2021	13-11	18	14	32	8.0-32	6.5-27
2022	11-8	15	17	32	4.5-22	4.0-22
2023	12-10	17	23	40	6.5-39	5.5-33
<b>Total</b>	<b>46-29</b>	<b>56</b>	<b>55</b>	<b>111</b>	<b>22.0-107</b>	<b>19.0-96</b>

Year	FF	FR	PBU	QBH	INT	BLK
2020	0	0	0	1	0	0
2021	1	1	1	7	0	0
2022	0	1	0	5	0	1
2023	1	0	3	12	0	0
<b>Total</b>	<b>2</b>	<b>2</b>	<b>4</b>	<b>27</b>	<b>0</b>	<b>1</b>

### JOHNSON'S CAREER HIGHS

TACKLES: 7, vs. Vanderbilt (10/28/23)  
 SACKS: 2.0, 2x, MR: at LSU (10/22/22)  
 TFLs: 2.5, vs. Liberty (11/6/21)  
 FORCED FUMBLES: 1, 2x, MR: vs. Texas A&M (11/4/23)  
 FUMBLE RECOVERIES: 1, 2x, MR: vs. Mississippi State (11/24/22)  
 PASS BREAKUPS: 1, 4x, MR: at Mississippi State (11/23/23)  
 QUARTERBACK HURRIES: 3, vs. Vanderbilt (11/20/21)

**40** matt **JONES** SO.  
RB

Jackson, Miss. • Jackson Prep

5-7 • 180 • 1L • General Business




**2023:** vs. Mercer (9/2/23): Carried the ball four times for 13 yards and one touchdown ... at #22 Tulane (9/9/23): Had one carry for zero yards, played 14 total snaps across offense and special teams ... vs. Georgia Tech (9/16/23): Carried the ball one time for a career-long and career-high 36-yard touchdown ... at #12 Alabama (9/23/23): Played in nine special team snaps ... vs. #12 LSU (9/30/23): Appeared in 21 special team snaps ... vs. Arkansas (10/7/23): Participated in 14 snaps on special teams ... at Auburn (10/21/23): Played in 14 special teams snaps ... vs. Vanderbilt (10/28/23): Carried the ball three times for 13 yards ... vs. Texas A&M (11/4/23): Returned one kickoff nine yards, played 16 total special teams snaps ... at #1 Georgia (11/11/23): Rushed twice for 12 yards, played 19 total snaps across offense and special teams ... vs. ULM (11/18/23): Rushed once for five yards, had one catch for a loss of one in 15 total snaps across offense and special teams ... **2022:** Appeared in four games as a redshirt freshman ... **2021:** Did not play in any games and was redshirted ... Non-scholarship player who joined team prior to the start of fall camp ... **HIGH SCHOOL:** Recorded 1,064 all-purpose yards and 20 touchdowns during injury-riddled senior season at Jackson Prep ... Tallied 648 rushing yards and eight touchdowns in just six games ... Rushed for 1,504 yards and 30 touchdowns as a junior ... Earned MAIS first team all-state accolades as both a junior and senior ... Also lettered in basketball and track ... Coached by Ricky Black ... **PERSONAL:** Son of Carlos and Carmen Jones ... Full name is Matthew Martez Jones ... Born Aug. 28, 2003 ... General business major.

### JONES' CAREER STATISTICS

#### —RUSHING—

Year	G-S	Att	Yds	TD	Lg	Avg.
2022	4-0	3	3	1	3	1.0
2023	11-0	12	79	2	36	6.6
<b>Total</b>	<b>15-0</b>	<b>15</b>	<b>82</b>	<b>3</b>	<b>36</b>	<b>5.5</b>

### JONES' CAREER HIGHS

RUSHING ATTEMPTS: 4, vs. Mercer (9/2/23)  
 RUSHING YARDS: 36, vs. Georgia Tech (9/16/23)  
 RUSHING TOUCHDOWNS: 1, 3x, MR: vs. Georgia Tech (9/16/23)  
 LONGEST RUSH: 36, vs. Georgia Tech (9/16/23)  
 RECEPTIONS: 1, vs. ULM (11/18/23)  
 RECEIVING YARDS: -1, vs. ULM (11/18/23)



# 4 quinshon JUDKINS

Pike Road, Ala. • Pike Road  
5-11 • 210 • 1L • Freshman Studies

SO. RB



**2023:** vs. Mercer (9/2/23): Started, led Rebels with 13 carries for 60 yards and two TDs ... Also had two receptions for 11 yards ... at #22 Tulane (9/9/23): Started, led Rebels with 18 carries for 48 yards and one TD ... Added three receptions for career-high 32 yards ... vs. Georgia Tech (9/16/23): Rushed 13 times for 37 yards and one TD ... Also had two receptions for 27 yards, including a career-long catch of 25 yards ... at #12 Alabama (9/23/23): Started, led Rebels with 13 carries for 56 yards ... Also had one reception for ten yards ... vs. #12 LSU (9/30/23): Broke season-highs in attempts (33) and rushing yards (177) with one rushing and one receiving TD as well as a two-point conversion ... Recorded a season-long run of 37 yards ... vs. Arkansas (10/7/23): Rushed 18 times for 65 yards and one TD ... Also had three receptions for 18 yards ... at Auburn (10/21/23): Started, tallied 21 carries for 124 yards and one TD in 49 snaps on offense ... vs. Vanderbilt (10/28/23): Rushed 17 times for 124 yards with a season-long 40 yard run and two TDs ... Also had one reception for seven yards ... vs. Texas A&M (11/4/23): Rushed 23 times for 102 yards and a career-high three TDs, also had one catch for 10 yards ... at #1 Georgia (11/11/23): Rushed 22 times for 75 yards and two TD, also had three catches for 14 yards ... vs. ULM (11/18/23): Rushed 18 times for 65 yards ... at Mississippi State (11/23/23): Rushed 28 times for 119 yards and one TD, caught three passes for five yards ... Passed 1,000 yards on the season ... Conerly Trophy Finalist ... Maxwell Award Preseason Watch List ... Walter Camp Player of the Year Award Preseason Watch List ... Doak Walker Award Preseason Watch List ... Preseason All-American first team (AP, TSN, CBS Sports/247Sports, Walter Camp, Athlon, Lindy's, Phil Steele) ... ESPN Preseason All-America ... Preseason ESPN Top-100 College Football Players (No. 22) ... Preseason All-SEC first Team (Athlon, Lindy's, Phil Steele, SEC Coaches, SEC Media) ... **2022:** CBS National Freshman of the Year ... Conerly Trophy winner ... On3 National Offensive True Freshman of the Year ... Shaun Alexander National Freshman of the Year finalist ... Doak Walker Award semifinalist ... PFF Honorable Mention All-America ... Freshman All-America first-team (PFF, Athletic, CFN) ... True Freshman All-America (PFF, On3) ... Consensus first-team All-SEC selection (AP, Coaches, USA Today, PFF) ... SEC Newcomer of the Year (AP) ... SEC Freshman of the Year (Coaches) ... SEC All-Freshman ... Midseason Freshman All-American ... Played in all 13 games for Ole Miss, starting the last six ... Ended with 1,567 rushing yards (120.5 ypg) on 274 attempts (5.7 ypc) with 16 rushing TDs ... Second-best rushing season by a freshman in SEC history, trailing only Herschel Walker's 1,616 yards at Georgia in 1980 ... 11th-best rushing season by a Power-5 freshman all-time, best since 2017 ... One of nine Rebels to rush for 1,000 yards, tied for fastest to 1,000 with Kayo Dottley ... 15 receptions for 132 yards and one TD ... Led Ole Miss with 1,699 all-purpose yards (130.7 ypg) ... Set Ole Miss single-season records in rushing yards (1,567), rushing TDs (16), most rushes (274), 100-yard rushing games (8), multi-rushing TD games (6) ... Tied Ole Miss single-season record in total TDs with 17 alongside Brandon Bolden (2010) and Deuce McAllister (2000) ... Led Ole Miss to new school records in rushing yards (3,336) and total rushing attempts (614) ... Member of the 2021-22 signing class ... **HIGH SCHOOL:** Consensus three-star prospect ... Top RB and No. 18 prospect out of Alabama by Rivals ... No. 28 running back in the nation by Rivals ... 2020 First Team All-State Selection, Offensive Player of the Year ... AHSAA 5A State Championship Game MVP, led Pike Road to 5A state title ... Mississippi/Alabama All-Star Game ... AL.com's A-List as the No. 11 senior prospect in Alabama ... Rushed for 4,220 yards over high school career, including 1,482 as a junior and 1,534 as a senior ... Amassed 67 career TD, including 25 as a junior and 26 as a senior ... **PERSONAL:** Son of Quincy and Teva Judkins ... Full name is Quinshon A Judkins ... Born Oct. 29, 2003 ... Freshman studies major.

### JUDKINS' CAREER STATISTICS

—RUSHING—						
Year	G-S	Att	Yds	TD	Lg	Avg.
2022	13-6	274	1,567	16	61	5.7
2023	12-12	237	1,052	15	40	4.4
<b>Total</b>	<b>25-18</b>	<b>511</b>	<b>2,619</b>	<b>31</b>	<b>61</b>	<b>5.1</b>

—RECEIVING—						
Year	Rec	Yds	TD	Lg	Avg.	
2022	15	132	1	25	8.8	
2023	21	135	1	25	6.4	
<b>Total</b>	<b>36</b>	<b>267</b>	<b>2</b>	<b>25</b>	<b>7.4</b>	

### JUDKINS' CAREER HIGHS

RUSHING ATTEMPTS: 34, at Texas A&M (10/29/22)  
RUSHING YARDS: 214, at Arkansas (11/19/22)  
RUSHING TOUCHDOWNS: 3, vs. Texas A&M (11/4/23)  
LONGEST RUSH: 61, at Texas A&M (10/29/22)  
RECEPTIONS: 3, 5x, MR: at Mississippi State (11/23/23)  
RECEIVING YARDS: 32, at Tulane (9/9/23)  
RECEIVING TOUCHDOWNS: 1, 2x, MR: vs. LSU (9/30/23)  
LONGEST RECEPTION: 25, 2x, MR: vs. Georgia Tech (9/16/23)  
ALL PURPOSE YARDS: 241, at Arkansas (11/19/22)  
ALL PURPOSE TOUCHDOWNS: 3, 2x, MR: vs. Texas A&M (11/4/23)

# 27 jalen KNOX

Arlington, Texas • Missouri  
6-0 • 205 • 1L • Sport Analytics

SR. S



**2023:** vs. Mercer (9/2/23): Played 28 total snaps across offense and special teams, ending with one catch for nine yards, one kick return for 20 yards and one tackle ... at #22 Tulane (9/9/23): Played 67 total snaps across offense and special teams ... vs. Georgia Tech (9/16/23): Played five special teams snaps ... vs. #12 LSU (9/30/23): Saw action on 21 snaps on special teams and one offensive snap ... vs. Arkansas (10/7/23): Participated in 14 special teams snaps ... at Auburn (10/21/23): Appeared in 14 snaps on special teams ... vs. Vanderbilt (10/28/23): Posted two tackles (one solo) in 23 defensive and special teams snaps ... vs. Texas A&M (11/4/23): Played 20 special teams snaps ... at #1 Georgia (11/11/23): Played 20 snaps ... vs. ULM (11/18/23): Assisted on one tackle in 24 total snaps across defense and special teams ... at Mississippi State (11/23/23): Played 19 special teams snaps ... Reese's Senior Bowl Watch List ... **2022:** Appeared in 10 games off the bench ... Returned a total of four kickoffs throughout the season ... Tallied two tackles for Ole Miss on special teams ... **2021:** Sat out due to NCAA transfer rules ... Non-scholarship transfer who joined team prior to the start of fall camp ... **MISSOURI:** Played in 34 career games at Missouri, with 16 starts ... Registered 77 career catches for 1,031 yards and 4 TDs during three years with the Tigers ... Had a breakout freshman season, with 27 catches for 419 yards and three TDs, the most yards by a Mizzou freshman since 2016 ... Twice was named SEC Freshman of the Week ... **HIGH SCHOOL:** Four-star athlete according to ESPN.com and listed as the nation's No. 28 athlete by the national recruiting service ... Three-star all-purpose back and the nation's No. 15 all-purpose back by Rivals.com ... Three-star athlete by 247Sports.com ... Texas District 14-5A Newcomer of the Year as sophomore in 2015 ... Earned All-Texas District 10-5A as a junior in 2016 after posting 684 total combined yards, rushing and receiving, with seven touchdowns ... Also ran track & field at Timberview, clocking personal-best times of 10.66 in the 100m dash and 21.54 in the 200m dash ... Coached by James Brown ... **PERSONAL:** Son of Osborne and Sherri Knox ... Full name is Jalen Remel Knox ... Born Oct. 7, 1999 ... SEC Fall Academic Honor Roll in 2022 ... Graduated with a bachelor's in multi-disciplinary studies in December 2022 ... Currently enrolled in master's program in sports analytics.

### KNOX'S CAREER STATISTICS

—RECEIVING—							
Year	G-S	Rec	Yds	TD	Lg	Avg.	
2018 (MZ)	13-8	27	419	3	59	15.5	
2019 (MZ)	12-5	19	307	1	54	16.2	
2020 (MZ)	9-3	31	305	0	27	9.8	
2022 (OM)	10-0	0	0	0	0	0.0	
2023 (OM)	10-0	1	9	0	9	9.0	
<b>Total</b>	<b>54-16</b>	<b>78</b>	<b>1,040</b>	<b>4</b>	<b>59</b>	<b>13.3</b>	
<b>Total at OM</b>	<b>20-0</b>	<b>1</b>	<b>9</b>	<b>0</b>	<b>9</b>	<b>9.0</b>	
<b>Total at MZ</b>	<b>34-16</b>	<b>77</b>	<b>1,031</b>	<b>4</b>	<b>59</b>	<b>13.4</b>	

### KNOX'S CAREER HIGHS

RUSHING ATTEMPTS: 3, vs. LSU (10/10/20) - at Missouri  
RUSHING YARDS: 32, at Florida (10/31/20) - at Missouri  
RUSHING TOUCHDOWNS: 1, vs. LSU (10/10/20) - at Missouri  
LONGEST RUSH: 32, at Florida (10/31/20) - at Missouri  
RECEPTIONS: 5, 5x, MR: vs. Kentucky (10/24/20) - at Missouri  
RECEIVING YARDS: 110, at Purdue, (9/15/18) - at Missouri  
RECEIVING TOUCHDOWNS: 1, 4x, MR: vs. Troy (10/5/19) - at Missouri  
LONGEST RECEPTION: 59, at Purdue (9/15/18) - at Missouri  
LONGEST KICK RETURN: 29, vs. Auburn, 10/15/22 - at Ole Miss

**49** jared LAWRENCE

Lebanon, Tenn. • Wilson Central

5-10 • 200 • 2L • General Business

JR. LS



Ole Miss

2023: vs. Mercer (9/2/23): Handled long snapping duties ... at #22 Tulane (9/9/23): Handled all long snapping duties in 12 total special teams snaps ... vs. Georgia Tech (9/16/23): Handled all long snapping duties in 10 total special teams snaps ... at #12 Alabama (9/23/23): Handled all long snapping duties in eight total special teams snaps ... vs. #12 LSU (9/30/23): Handled all long snapping duties in nine total special teams snaps ... vs. Arkansas (10/7/23): Handled all long snapping duties in 11 total special teams snaps, assisted on one tackle ... at Auburn (10/21/23): Handled all long snapping duties in 11 total snaps on offense and special teams ... vs. Vanderbilt (10/28/23): Handled all long snapping duties in eight total special teams snaps ... vs. Texas A&M (11/4/23): Handled all long snapping duties in nine special teams snaps ... at #1 Georgia (11/11/23): Handled all long snapping duties in nine special teams snaps ... vs. ULM (11/18/23): Handled long snapping duties on eight special teams snaps ... at Mississippi State (11/23/23): Handled long snapping duties on 11 special teams snaps ... 2022: Appeared in all 13 games as the Rebels long snapper ... 2021: Appeared in 12 of 13 games as the Rebel long snapper ... Notched one tackle on the year ... 2020: Did not see any action and was redshirted ... Non-scholarship player who joined team before fall camp ... HIGH SCHOOL: Four-year letterwinner at Wilson Central ... Team captain as a senior ... Tallied 277 tackles during his four years with the Wildcats ... Also hauled in 19 catches for 230 yards during prep career ... Earned Blue-Grey All-America honors ... Ranked the eighth-ranked long snapper in the nation by Kohl's ... Graduated from Wilson Central with honors ... Member of the National Honor Society ... Coached by Brad Dedman ... PERSONAL: Son of Eric and Jennifer Lawrence ... Full name is Jared Charles Lawrence ... Born April 23, 2001 ... Father, Eric, played football at Tennessee Wesleyan, while his mother, Jennifer, played basketball at Cumberland ... SEC Fall Academic Honor Roll in 2022 ... Chancellor's Honor Roll in fall 2020, spring 2021, fall 2021, spring 2022, fall 2022 and spring 2023 ... Dean's Honor Roll in fall 2020, spring 2021, fall 2021, spring 2022, fall 2022 and spring 2023 ... Athletic Director's Honor Roll in fall 2020, spring 2021, fall 2021, spring 2022, fall 2022 and spring 2023 ... General business major.

LAWRENCE'S CAREER STATISTICS

—OFFENSE—

YEAR	G-S
2021	12-0
2022	13-0
2023	12-0
<b>Total</b>	<b>37-0</b>

**83** cayden LEE

Kennesaw, Ga. • Kennesaw Mountain

5-11 • 175 • HS • General Business

FR. WR



Ole Miss

2023: vs. Mercer (9/2/23): Caught one pass, a 34-yard touchdown, in his collegiate debut ... vs. Georgia Tech (9/16/23): Played two offensive snaps ... at #12 Alabama (9/23/23): Appeared in two offensive snaps ... vs. #12 LSU (9/30/23): Saw action on two offensive snaps ... at Auburn (10/21/23): Played in a reserve role ... vs. Vanderbilt (10/28/23): Targeted once in 11 snaps on offense ... at #1 Georgia (11/11/23): Played on eight offensive snaps ... vs. ULM (11/18/23): Hauled in one catch for a 51-yard touchdown, his second in just two career receptions ... at Mississippi State (11/23/23): Played three offensive snaps ... Member of the 2022-23 signing class ... Enrolled early and participated in spring drills ... HIGH SCHOOL: Rated a four-star prospect by Rivals ... Ranked as the No. 36 wide receiver in the nation, as well as the No. 26 recruit from the state of Georgia according to Rivals ... Capped off his 2022 senior campaign by bringing in 1,101 receiving yards on a career-high 74 catches, including scoring a personal-best 13 receiving touchdowns on the year ... This comes following a junior season in which he tallied 1,014 receiving yards and 11 touchdowns on just 54 total receptions ... Finished as the Georgia Division 7A leader in receiving yards and receiving touchdowns for his efforts ... Earned first team All-Region recognition at the conclusion of his senior year ... Touchdown Club of Atlanta 2022 All-Star Team selection ... Finalist for the Touchdown Club of Atlanta's 2022 Mr. Georgia Award ... GPB Sports All-Stars Team selection for 2022 ... Georgia High School Football Daily first team all-state selection for the 2021 season ... Chose Ole Miss over offers from Oklahoma, Auburn, Georgia, USC, Texas and Oregon among others ... Coached by Caleb Carmean ... PERSONAL: Son of Ethleen Howell ... Full name is Cayden Xavier Lee ... Born Nov. 17, 2004 ... Athletic Director's Honor Roll in spring 2023 ... General business major.

LEE'S CAREER STATISTICS

—RECEIVING—

Year	G-S	Rec	Yds	TD	Lg	Avg.
2023	9-0	2	85	2	51	42.5
<b>Total</b>	<b>9-0</b>	<b>2</b>	<b>85</b>	<b>2</b>	<b>51</b>	<b>42.5</b>

LEE'S CAREER HIGHS

RECEPTIONS: 1, 2x, MR: vs. ULM (11/18/23)  
 RECEIVING YARDS: 51, vs. ULM (11/18/23)  
 RECEIVING TOUCHDOWNS: 1, 2x, MR: vs. ULM (11/18/23)  
 LONG RECEPTION: 51, vs. ULM (11/18/23)



**12** fraser  
**MASIN**

Brisbane, Australia • St. Joseph's Nudgee

6-5 • 235 • 1L • Multi-Disciplinary Studies

SR.\*  
P



Ole Miss

**2023:** vs. Mercer (9/2/23): Punted once for 49 yards in 73-7 blowout victory ... at #22 Tulane (9/9/23): Punted five times for 194 yards and a long of 46 with one inside the 20 ... vs. Georgia Tech (9/16/23): Punted once for 41 yards ... at #12 Alabama (9/23/23): Punted four times for 190 yards, tied career-high punts with two inside the 20 ... vs. #12 LSU (9/30/23): Punted two times for 83 yards ... vs. Arkansas (10/7/23): Punted four times for 187 yards with one inside the 20 ... at Auburn (10/21/23): Punted five times for 193 yards and a season-long of 54 with one inside the 20 ... vs. Vanderbilt (10/28/23): Punted three times for 96 yards with one inside the 20 ... vs. Texas A&M (11/4/23): Punted four times for 172 yards, had a long of 47 and pinned one inside the 20 ... at #1 Georgia (11/11/23): Punted four times for 184 yards and a long of 48, rushed once for 24 yards and a first down on a fake punt ... vs. ULM (11/18/23): Punted twice for 88 yards with a long of 51 ... at Mississippi State (11/23/23): Punted a career-high eight times for a career-high 345 yards (43.1 avg) with a career-high six pinned inside the 20 ... Also assisted on one tackle ... Named SEC Co-Special Teams Player of the Week ... **2022:** Appeared in 12 games for Ole Miss ... Averaged 42.1 yards per attempt on 41 total punts ... Dropped 10 punts inside the 20-yard line and recorded seven punts of 50 yards or more ... Member of the 2021-22 signing class ... Enrolled early and participated in spring drills ... **HIGH SCHOOL:** Graduated from St. Joseph's Nudgee College in Brisbane, Australia in 2018 ... A selection to the Australian rules football state team in 2017 and 2016 ... Member of the Brisbane Lions Academy in 2018 ... Also played volleyball and basketball ... Member of St. Joseph's Nudgee College's 1st VI volleyball team in 2018 ... Member of St. Joseph's Nudgee College's 1st V basketball team in 2018 ... **PERSONAL:** Son of Victor and Lisa Masin ... Full name is Fraser James Masin ... Born Sept. 11, 2001 ... SEC Fall Academic Honor Roll in 2022 ... Chancellor's Honor Roll in spring 2022 ... Dean's Honor Roll in spring 2021, Spring 2022 ... Athletic Director's Honor Roll in spring 2021, spring 2022, fall 2022 and spring 2023 ... Multi-disciplinary studies major.

**MASIN'S CAREER STATISTICS**

—PUNTING—

Year	G-S	Att	Yds	Avg	Long	Inside 20
2022	12-0	41	1,727	42.1	65	10
2023	12-0	43	1,822	42.4	54	13
<b>Total</b>	<b>24-0</b>	<b>84</b>	<b>3,549</b>	<b>42.3</b>	<b>65</b>	<b>23</b>

**MASIN'S CAREER HIGHS**

PUNTS: 8, at Mississippi State (11/23/23)  
 PUNTING YARDS: 345, at Mississippi State (11/23/23)  
 LONGEST PUNT: 65, at LSU (10/22/22)  
 PUNTS INSIDE THE 20: 6, at Mississippi State (11/23/23)

**67** quincy  
**McGEE**

Hattiesburg, Miss. • UAB

6-4 • 320 • TR • Multi-Disciplinary Studies

SR.  
OL



Ole Miss

**2023:** vs. Mercer (9/2/23): Made start at left guard in his Ole Miss debut, played 33 offensive snaps and graded 82.5 in pass blocking by PFF ... at #22 Tulane (9/9/23): Started at left guard, played 63 offensive snaps ... vs. Georgia Tech (9/16/23): Starter at left guard, played 58 total offensive snaps ... at #12 Alabama (9/23/23): Started at left guard and played all 67 offensive snaps ... vs. #12 LSU (9/30/23): Started at left guard and played all 94 offensive snaps for offensive line unit that did not allow a sack ... vs. Arkansas (10/7/23): Started at left guard and saw action in all 72 offensive snaps ... at Auburn (10/21/23): Started at left guard and participated in 75 offensive snaps ... vs. Vanderbilt (10/28/23): Started at left guard and played 64 snaps on offense ... vs. Texas A&M (11/4/23): Started at left guard, played all 74 offensive snaps ... at #1 Georgia (11/11/23): Started at left guard, played 70 of 71 total offensive snaps ... vs. ULM (11/18/23): Started at left guard, played 70 offensive snaps ... at Mississippi State (11/23/23): Started at left guard, played all 76 offensive snaps ... Transfer who arrived on campus in January and participated in spring drills ... **UAB:** Appeared in 18 games during two seasons at UAB, making 12 starts at right guard ... Helped UAB rush for 235.3 yards per game in 2022, the eighth-most in the country ... Member of the offensive line that was selected for the Joe Moore Award Midseason Honor Roll ... Helped UAB running back DeWayne McBride lead the country in rushing in 2022 ... **MISSISSIPPI GULF COAST CC:** Played and started in 16 total games during two seasons at MGCC, including a COVID-shortened 2020 season ... **HIGH SCHOOL:** As a senior, helped lead Hattiesburg to the Class 5A state championship game ... Named to the Mississippi Association of Coaches Class 5A all-state first team, the Clarion-Ledger All-State second team, the All-Region 4-5A team and the 601Sports Hattiesburg All-Area team ... Selected to play in Bernard Blackwell North/South All-Star Game ... As a junior, named to the Mississippi Association of Coaches Class 5A all-state second team ... As a sophomore, named to the Mississippi Association of Coaches Class 5A all-state second Team ... Played for coach Tony Vance ... **PERSONAL:** Son of Jeff and Shanta McGee ... Full name is Quincy James McGee ... Born March 25, 2002 ... Multi-disciplinary studies major.

**McGEE'S CAREER STATISTICS**

—OFFENSE—

YEAR	G-S
2021 (UAB)	5-0
2022 (UAB)	13-12
2023 (OM)	12-12
<b>Total</b>	<b>30-24</b>
<b>Total at OM</b>	<b>12-12</b>
<b>Total at UAB</b>	<b>18-12</b>

# CHICK-FIL-A PEACH BOWL: VS. PENN STATE

reece  
**56 McINTYRE**  
Buford, Ga. • Buford  
6-5 • 305 • 4L • Sport & Recreation Admin.



SR.\*  
OL

Ole Miss


**2023:** vs. Mercer (9/2/23): Played 37 snaps on the offensive line off the bench ... at #22 Tulane (9/9/23): Played eight total snaps across offense and special teams ... vs. Georgia Tech (9/16/23): Played 14 total snaps across offense and special teams ... at #12 Alabama (9/23/23): Appeared in three special team snaps ... vs. #12 LSU (09/30/23): Saw action on 14 snaps on the offensive line and nine special team snaps ... vs. Arkansas (10/7/23): Participated in 15 snaps across offense and special teams ... at Auburn (10/21/23): Appeared in 27 offensive and special teams snaps ... vs. Vanderbilt (10/28/23): Participated in 28 snaps across offense and special teams ... vs. Texas A&M (11/4/23): Played 18 total snaps across offense and special teams ... at #1 Georgia (11/11/23): Played 43 total snaps across offense and special teams ... vs. ULM (11/18/23): Started at center, played 76 offensive snaps ... at Mississippi State (11/23/23): Started at right guard, played all 76 offensive snaps ... **2022:** Appeared in all 13 games, primarily on special teams ... **2021:** Appeared in all 13 games, primarily on special teams with the field goal unit ... **2020:** Appeared in eight games on the offensive line with two starts at left guard ... **2019:** Saw action in one contest and was redshirted ... Member of the 2019 signing class ... **HIGH SCHOOL:** Unanimous 3-star prospect according to 247Sports, Rivals and ESPN ... High school teammate of fellow OL signee Carter Colquitt ... Led Buford HS to 10-3 record, Class 5A Quarterfinals in Georgia State Playoffs ... Four-year letterwinner in football and baseball ... Named All-State for football as junior and senior ... State runner-up in football (2017), four-time regional champs ... Team captain in football ... All-State, All-Region, State Runner-Up in baseball ... Chose Ole Miss over Florida, Arkansas, Kentucky, Michigan State, NC State, Missouri, Nebraska and others ... Coached by Jess Simpson and John Ford ... **PERSONAL:** Son of Chad and Deanne McIntyre ... Full name is Reece Jared McIntyre ... Born March 5, 2001 ... 2019-20 SEC First-Year Academic Honor Roll ... SEC Fall Academic Honor Roll in 2020 ... Athletic Director's Honor Roll in spring 2020 ... Sport and recreation administration major.

### MCINTYRE'S CAREER STATISTICS

#### —OFFENSE—

YEAR	G-S
2019	1-0
2020	8-2
2021	13-0
2022	13-0
2023	12-2
<b>Total</b>	<b>47-4</b>

8 monty  
**MONTGOMERY**  
Norcross, Ga. • Louisville  
5-10 • 225 • TR • African American Studies



SR.  
LB

Ole Miss

**2023:** vs. Mercer (9/2/23): Started at inside linebacker in his Ole Miss debut, recording two tackles and one QB hurry in 24 total snaps (22 defensive) ... at #22 Tulane (9/9/23): Made three total tackles, all solo, including one for a loss of two yards ... vs. Georgia Tech (9/16/23): Recorded four tackles (two solo), added one QB hurry ... at #12 Alabama (9/23/23): Tallied an Ole Miss career-high five tackles (two solo), including one for a loss of one yard... vs. #12 LSU (09/30/23): Recorded three total tackles (one solo) ... vs. Arkansas (10/7/23): Saw action in 39 defensive and special teams snaps, assisting on two tackles and adding a QB hurry ... at Auburn (10/21/23): Participated in six special teams snaps ... vs. Vanderbilt (10/28/23): Notched one solo tackle in 17 snaps across defense and special teams ... vs. Texas A&M (11/4/23): Played 18 total snaps across defense and special teams ... at #1 Georgia (11/11/23): Played 10 total snaps across defense and special teams ... vs. ULM (11/18/23): Assisted on two tackles, notched a half TFL in 22 total snaps ... Reese's Senior Bowl Watch List ... Transfer who arrived on campus in January and participated in spring drills ... **LOUISVILLE:** Appeared in 39 games over four seasons at Louisville ... Recorded 161 total tackles, 23.5 tackles for a loss, 15.0 sacks, seven forced fumbles and three interceptions with the Cardinals ... Finished second on the team in tackles (70) and tackles for a loss (11.0) in 2022 ... Tore his right ACL after third game of the season and was redshirted. ... **HUTCHINSON CC:** Named the 2018 Jayhawk Conference Defensive Player of the Year ... Also named the KJCCC Defensive Player of the Week three times and was the NJCAA National Defensive Player of the Week twice ... Led the Blue Dragons with 82 total tackles, including 45 unassisted tackles ... Totaled 18 tackles for loss, six quarterback sacks, three interceptions, two fumble recoveries returned for a touchdown ... Credited with five quarterback hurries in 2018 ... Earned NJCAA first-team All-America honors ... Recorded three defensive touchdowns, including two in one game against Dodge City ... **TULANE:** Did not play in any games and was redshirted ... **HIGH SCHOOL:** A four-year letterwinner at Norcross HS ... Tallied 139 tackles, 26 tackles for loss, four sacks and one interception as senior ... **PERSONAL:** Son of Izetta Gasden ... Full name is Cornelius Montel Montgomery ... Born Dec. 20, 1998 ... Athletic Director's Honor Roll in spring 2023 ... African American Studies major.

### MONTGOMERY'S CAREER STATISTICS

#### —DEFENSE—

Year	G-S	UT	AT	TT	TFL-YDS	Sacks-Yds
2019 (UL)	13-0	20	7	27	5.0-32	5.0-32
2020 (UL)	10-3	33	14	47	7.5-37	4.0-30
2021 (UL)	3-3	10	7	17	0.0-0	0.0-0
2022 (UL)	13-12	33	37	70	11.0-77	6.0-59
2023 (OM)	11-1	9	13	22	2.5-4	0.0-0
<b>Total</b>	<b>50-19</b>	<b>105</b>	<b>78</b>	<b>183</b>	<b>26.0-150</b>	<b>15.0-121</b>
<b>Total at OM</b>	<b>11-1</b>	<b>9</b>	<b>13</b>	<b>22</b>	<b>2.5-4</b>	<b>0.0-0</b>
<b>Total at UL</b>	<b>39-18</b>	<b>96</b>	<b>65</b>	<b>161</b>	<b>23.5-146</b>	<b>15.0-121</b>

Year	FF	FR	PBU	QBH	INT	BLK
2019 (UL)	3	1	1	1	0	0
2020 (UL)	0	0	1	1	1	0
2021 (UL)	0	0	0	1	0	0
2022 (UL)	4	0	2	5	2	0
2023 (OM)	0	0	0	3	0	0
<b>Total</b>	<b>7</b>	<b>1</b>	<b>4</b>	<b>11</b>	<b>3</b>	<b>0</b>
<b>Total at OM</b>	<b>0</b>	<b>0</b>	<b>0</b>	<b>3</b>	<b>0</b>	<b>0</b>
<b>Total at UL</b>	<b>7</b>	<b>1</b>	<b>4</b>	<b>8</b>	<b>3</b>	<b>0</b>

### MONTGOMERY'S OVERALL CAREER HIGHS

**TACKLES:** 13, at Notre Dame (10/17/20) - at Louisville  
**SACKS:** 2.0, 4x, MR: at Boston College (10/1/22) - at Louisville  
**TFLs:** 3.0, 2x, MR: at Boston College (10/1/22) - at Louisville  
**FORCED FUMBLES:** 2, at Boston College (10/1/22) - at Louisville  
**FUMBLE RECOVERIES:** 1, vs. Boston College (10/5/19) - at Louisville  
**QUARTERBACK HURRIES:** 3, vs. Vanderbilt (11/20/21) - at Louisville  
**INTERCEPTIONS:** 1, 3x, MR: vs. Wake Forest (10/29/22) - at Louisville  
**PASS BREAKUPS:** 1, 4x, MR: vs. NC State (11/19/22) - at Louisville

### MONTGOMERY'S OLE MISS CAREER HIGHS

**TACKLES:** 5, at Alabama (9/23/23)  
**SOLO TACKLES:** 3, at Tulane (9/9/23)  
**TFLs:** 1.0, 2x, MR: at Alabama (9/23/23)  
**QUARTERBACK HURRIES:** 1, 3x, MR: vs. Arkansas (10/7/23)



**17** richard  
**O'BRYANT**

Brandon, Miss. • Brandon

5-9 • 180 • 1L • Pharmaceutical Science

SO. ~~CB~~



Ole Miss

**2023:** vs. Mercer (9/2/23): Appeared in 26 total snaps across defense and special teams ... at #22 Tulane (9/9/23): Played 17 total snaps across defense and special teams ... vs. Georgia Tech (9/16/23): Appeared in 18 total snaps across defense and special teams ... at #12 Alabama (9/23/23): Played 11 special teams snaps ... vs. #12 LSU (9/30/23): Appeared in 18 special teams snaps ... vs. Arkansas (10/7/23): Saw action on six special teams snaps ... at Auburn (10/21/23): Played five snaps on special teams ... vs. Vanderbilt (10/2/23): Appeared on 16 defensive and special team snaps ... vs. Texas A&M (11/4/23): Played eight total snaps across defense and special teams ... at #1 Georgia (11/11/23): Played four special teams snaps ... vs. ULM (11/18/23): Recorded first career solo tackle in seven total snaps across defense and special teams ... at Mississippi State (11/23/23): Played four special teams snaps ... **2022:** Appeared in one game for the Rebels and earned first collegiate letter ... **2021:** Did not see any game action and was redshirted ... Non-scholarship player who joined team prior to the start of spring drills ... **HIGH SCHOOL:** Competed in track and field and football ... Earned Class Favorite and Hall of Fame inductions and was voted Most School Spirited ... **PERSONAL:** Son of Velicia Stanley ... Full name is Richard Louis O'Bryant ... Born Nov. 7, 2001 ... SEC Fall Academic Honor Roll in 2022 ... Chancellor's Honor Roll in fall 2021 and spring 2022 ... Dean's Honor Roll in fall 2021, spring 2022 and spring 2023 ... Athletic Director's Honor Roll in fall 2021, spring 2022, fall 2022 and spring 2023 ... Pharmaceutical sciences major.

**O'BRYANT'S CAREER STATISTICS**

—DEFENSE—

Year	G-S	UT	AT	TT	TFL-YDS	Sacks-Yds
2022	1-0	0	0	0	0.0-0	0.0-0
2023	12-0	1	0	1	0.0-0	0.0-0
<b>Total</b>	<b>13-0</b>	<b>1</b>	<b>0</b>	<b>1</b>	<b>0.0-0</b>	<b>0.0-0</b>

Year	FF	FR	PBU	QBH	INT	BLK
2022	0	0	0	0	0	0
2023	0	0	0	0	0	0
<b>Total</b>	<b>0</b>	<b>0</b>	<b>0</b>	<b>0</b>	<b>0</b>	<b>0</b>

**O'BRYANT'S CAREER HIGHS**

TACKLES: 1, vs. ULM (11/18/23)  
SOLO TACKLES: 1, vs. ULM (11/18/23)

**89** JJ  
**PEGUES**

Oxford Miss. • Auburn

6-2 • 315 • 1L • Multi-Disciplinary Studies

SR.\* ~~DT~~



Ole Miss

**2023:** vs. Mercer (9/2/23): First career Ole Miss start on the defensive line, made one tackle ... at #22 Tulane (9/9/23): Started and made four total tackles, all solo, while adding one sack for a loss of nine yards and one pass breakup ... vs. Georgia Tech (9/16/23): Started and made two tackles ... at #12 Alabama (9/23/23): Started and played 48 defensive snaps, tallying four total tackles and a career-high 1.5 tackle for loss ... vs. #12 LSU (9/30/23): Started and made four tackles (two solo), while adding a QB hurry and a pass breakup ... vs. Arkansas (10/7/23): Started on the defensive line, making four total tackles (two solo) and one solo sack ... at Auburn (10/21/23): Appeared on 25 defensive snaps, making one solo tackle ... vs. Vanderbilt (10/28/23): Tied a career-high with six total tackles (two solo), set a new career-high with 2.0 TFL for 12 yards and added a sack for eight yards in 31 defensive snaps ... Also had one rush for zero yards on the goal line ... vs. Texas A&M (11/4/23): Started on the defensive line, tallied three tackles (one solo), one tackle for a loss of three yards and one QB hurry ... Also had one rush for two yards ... at #1 Georgia (11/11/23): Started on the defensive line, notched two solo tackles ... vs. ULM (11/18/23): Started on the defensive line, notched four total tackles (one solo) and a half sack in 41 total snaps ... at Mississippi State (11/23/23): Started at DT, assisted on five tackles and notched 1.0 TFL in 63 total snaps ... Also had one rush for three yards and a first down ... Reese's Senior Bowl Watch List ... Wuerffel Trophy Preseason Watch List ... Allstate AFCA Good Works Team nominee ... Expected to see significant playing time on the defensive line. ... **2022:** Appeared in 12 games as a reserve defensive lineman ... Totaled 26 tackles with five tackles for a loss ... Recorded three sacks ... Transfer who arrived on campus in January and participated in spring drills. ... **AUBURN:** Played in 24 games with two starts over two seasons at Auburn ... Converted to defensive line from tight end during spring practice in 2021 and finished the season with 16 tackles ... A Preseason All-SEC 4th team selection by Phil Steele ... Hauled in seven receptions for 57 yards as a true freshman in 2020 ... Also recorded 14 rushing yards ... Had a season-high three receptions for 29 yards against LSU ... Named to the SEC First Year Academic Honor Roll ... **HIGH SCHOOL:** Led the Oxford Chargers to the Class 6A state championship as a senior ... Alabama-Mississippi All-Star Game honoree ... Clarion Ledger Dandy Dozen ... Top 10 prospect nationally at his position by 247, Rivals, ESPN ... Among top six recruits in state of Mississippi ... Coached by Chris Cutcliffe ... **PERSONAL:** Son of Jerry and Allison Pegues ... Full name is Jeremiah J'veon Pegues ... Born Nov. 25, 2001 ... Athletic Director's Honor Roll in spring 2023 ... Multi-disciplinary studies major.

**PEGUES' CAREER STATISTICS**

—DEFENSE—

Year	G-S	UT	AT	TT	TFL-YDS	Sacks-Yds
2020 (AU)	11-1	0	0	0	0.0-0	0.0-0
2021 (AU)	13-1	11	5	16	2.0-2	0.0-0
2022 (OM)	12-0	15	11	26	5.0-24	3.0-19
2023 (OM)	12-11	17	23	40	8.0-38	3.5-23
<b>Total</b>	<b>48-13</b>	<b>43</b>	<b>39</b>	<b>82</b>	<b>15.0-64</b>	<b>6.5-42</b>
<b>Total at OM</b>	<b>24-11</b>	<b>32</b>	<b>34</b>	<b>66</b>	<b>13.0-62</b>	<b>6.5-42</b>
<b>Total at AU</b>	<b>24-2</b>	<b>11</b>	<b>5</b>	<b>16</b>	<b>2.0-2</b>	<b>0.0-0</b>

Year	FF	FR	PBU	QBH	INT	BLK
2020 (AU)	0	0	0	0	0	0
2021 (AU)	0	0	0	0	0	0
2022 (OM)	0	0	2	2	0	0
2023 (OM)	0	0	2	2	0	0
<b>Total</b>	<b>0</b>	<b>0</b>	<b>4</b>	<b>4</b>	<b>0</b>	<b>0</b>
<b>Total at OM</b>	<b>0</b>	<b>0</b>	<b>4</b>	<b>4</b>	<b>0</b>	<b>0</b>
<b>Total at AU</b>	<b>0</b>	<b>0</b>	<b>0</b>	<b>0</b>	<b>0</b>	<b>0</b>


**PEGUES' OVERALL CAREER HIGHS**

TACKLES: 6, 2x, MR: vs. Vanderbilt (10/28/23) - at Ole Miss  
SOLO TACKLES: 4, at Tulane (9/9/23) - at Ole Miss  
TFLs: 2.0, vs. Vanderbilt (10/28/23) - at Ole Miss  
SACKS: 1.0, 6x, MR: vs. Vanderbilt (10/28/23) - at Ole Miss  
QB HURRIES: 1, 4x, MR: vs. Texas A&M (11/4/23) - at Ole Miss  
PASS BREAKUPS: 1, 4x, MR: vs. LSU (9/30/23) - at Ole Miss  
RUSHING ATTEMPTS: 2, 2x, MR: vs. Arkansas (10/10/20) - at Auburn  
RUSHING YARDS: 12, vs. Arkansas (10/10/20) - at Auburn  
RECEPTIONS: 3, vs. LSU (10/31/20) - at Auburn  
RECEIVING YARDS: 29, vs. LSU (10/31/20) - at Auburn  
RECEIVING TOUCHDOWNS: 1, vs. Mississippi State (11/24/22) - at Ole Miss

**4** **suntarine PERKINS** **FR.** **LB**

Raleigh, Miss. • Raleigh

6-3 • 205 • HS • Health & Physical Ed.



**2023:** vs. Mercer (9/2/23): Led Rebels in total tackles (9) and solo tackles (4) in his collegiate debut ... Also added in his first career sack for a loss of five yards and his first pass breakup ... at #22 Tulane (9/9/23): Played 19 total snaps across defense and special teams ... vs. Georgia Tech (9/16/23): Tallied four total tackles, including three solo tackles in 46 defensive and special team snaps ... at #12 Alabama (9/23/23): Started his first collegiate game and made five tackles, 2.5 tackles for loss and 2.0 sacks, his first career multi-sack game ... vs. #12 LSU (9/30/23): Played 61 defensive snaps, assisted on two total tackles ... vs. Arkansas (10/7/23): Saw action on 28 defensive snaps, recorded four tackles (one solo) and one half sack ... at Auburn (10/21/23): Started at linebacker and made five total tackles (four solo), including on tackle for loss ... vs. Vanderbilt (10/28/23): Appeared on 35 defensive snaps, assisting on one tackle ... vs. Texas A&M (11/4/23): Notched two tackles (one solo) and one QB hurry in 26 total snaps across defense and special teams ... at #1 Georgia (11/11/23): Assisted on one tackle in 28 total snaps ... vs. ULM (11/18/23): Recorded three total tackles (one solo), assisted on a half TFL in 26 total snaps ... at Mississippi State (11/23/23): Played 14 total snaps across defense and special teams ... Shaun Alexander Freshman of the Year Award Preseason Watch List ... Member of the 2022-23 signing class ... **HIGH SCHOOL:** A unanimous four-star prospect by all major recruiting outlets ... Unanimous Top 100 prospect by all outlets ... Rated the No. 1 player in Mississippi by On3, 247Sports and ESPN ... Rated the No. 2 linebacker in the nation and No. 35 overall prospect by 247Sports ... Under Armour All-American ... Clarion Ledger Dandy Dozen ... 2002 MHSAA 3A Mr. Football ... Named MVP of Mississippi-Alabama All-Star game after logging 10 tackles and three TFLs ... Played running back and linebacker, led Raleigh to its first state title in 2022 ... Ran 32 times for 331 yards and four touchdowns in state title game, adding six tackles and an interception defensively ... Totaled more than 5,000 all-purpose yards over high school career ... Ran for 2,078 yards and 32 TDs as a senior ... Amassed 267 tackles and 10 sacks over high school career ... Chose Ole Miss over offers from Alabama, Georgia, Texas, LSU, Florida, Oregon, Arkansas, Mississippi State and others ... Coached by Ryan Higdon ... **PERSONAL:** Son of Lucinda Owens ... Full name is Suntarine Margo Perkins ... Born Nov. 17, 2003 ... Health and physical education major.

**PERKINS' CAREER STATISTICS**

—DEFENSE—

Year	G-S	UT	AT	TT	TFL-YDS	Sacks-Yds
2023	12-2	16	20	36	5.5-33	3.5-28
<b>Total</b>	<b>12-2</b>	<b>16</b>	<b>20</b>	<b>36</b>	<b>5.5-33</b>	<b>3.5-28</b>

Year	FF	FR	PBU	QBH	INT	BLK
2023	0	0	1	1	0	0
<b>Total</b>	<b>0</b>	<b>0</b>	<b>1</b>	<b>1</b>	<b>0</b>	<b>0</b>

**PERKINS' CAREER HIGHS**

TACKLES: 9, vs. Mercer (9/2/23)  
 SOLO TACKLES: 4, 2x, MR: at Auburn (10/21/23)  
 SACKS: 2.0, at Alabama (9/23/23)  
 TFLs: 2.5, at Alabama (9/23/23)  
 PASS BREAKUPS: 1, vs. Mercer (9/2/23)  
 QB HURRIES: 1, vs. Texas A&M (11/4/23)

**48** **charlie POLLOCK** **SO.** **P**

Marietta, Ga. • Nevada

6-1 • 230 • SQ • General Business



**2023:** vs. Mercer (9/2/23): Handled all holding duties for Ole Miss field goal and PAT attempts ... at #22 Tulane (9/9/23): Handled all holding duties for Ole Miss field goal and PAT attempts ... vs. Georgia Tech (9/16/23): Handled all holding duties for Ole Miss field goal and PAT attempts ... at #12 Alabama (9/23/23): Handled all holding duties for Ole Miss field goal and PAT attempts ... vs. #12 LSU (9/30/23): Handled all holding duties for Ole Miss field goal and PAT attempts ... vs. Arkansas (10/7/23): Handled all holding duties for Ole Miss field goal and PAT attempts ... at Auburn (10/21/23): Handled all holding duties for Ole Miss field goal and PAT attempts ... vs. Vanderbilt (10/28/23): Handled all holding duties for Ole Miss field goal and PAT attempts ... vs. Texas A&M (11/4/23): Handled all holding duties for Ole Miss field goal and PAT attempts ... at #1 Georgia (11/11/23): Handled all holding duties for Ole Miss field goal and PAT attempts ... vs. ULM (11/18/23): Handled all holding duties for Ole Miss field goal and PAT attempts ... at Mississippi State (11/23/23): Served as holder for both PAT attempts ... **2022:** Did not play in any games ... Non-scholarship transfer who joined team during fall camp ... **NEVADA:** Did not play in any games in 2020 and was redshirted ... Was a member of Nevada's 2019-20 signing class ... **HIGH SCHOOL:** Four-year letterwinner at Walton HS ... Earned all-state honors as a junior and senior ... Named all-county during sophomore, junior and senior seasons ... Also lettered in track and field ... **PERSONAL:** Son of Andrew and Starr Pollock ... Full name is Charles Andrew Pollock ... Born June 21, 2002 ... Athletic Director's Honor Roll in spring 2023 ... General business major.

**POLLOCK'S CAREER STATISTICS**

—PUNTING—

Year	G-S	Att	Yds	Avg	Long	Inside 20
2023	12-0	0	0	0.0	0	0
<b>Total</b>	<b>12-0</b>	<b>0</b>	<b>0</b>	<b>0.0</b>	<b>0</b>	<b>0</b>



**86** **caden**  
**PRIESKORN**

Lake Orion, Mich. • Memphis

6-5 • 255 • TR • Multi-Disciplinary Studies

SR.\*  
TE



Ole Miss

**2023:** at #12 Alabama (9/23/23): Started in Ole Miss debut, made one catch for 21 yards on the first play of the game ... vs. #12 LSU (9/30/23): Started and caught three passes for 41 yards ... vs. Arkansas (10/7/23): Started and played 72 offensive snaps ... at Auburn (10/21/23): Started at tight end and made two catches for 63 yards ... Hauled longest catch of the year with a 35-yard reception ... vs. Vanderbilt (10/28/23): Started and targeted one time in 56 offensive snaps ... vs. Texas A&M (11/4/23): Hauled in two catches for 33 yards in start at tight end, played 65 offensive snaps ... at #1 Georgia (11/11/23): Started at TE, hauled in two passes for 48 yards, including a long of 33 ... vs. ULM (11/18/23): Started at TE, caught a career-high six passes for 69 yards and his first touchdown as a Rebel ... at Mississippi State (11/23/23): Started and led team with four catches for 38 yards, including a game-sealing 26-yard TD ... Reese's Senior Bowl Watch List ... Mackey Award Preseason Watch List ... Preseason All-SEC third team (Phil Steele, SEC Coaches) ... Transfer who arrived on campus in January and participated in spring drills ... Rated as the No. 5 tight end in the transfer portal this offseason by 247Sports ... **MEMPHIS:** Appeared in 29 games for the Tigers in three seasons after joining the Tigers in 2019 as a walk-on ... Recorded 55 career receptions with 681 yards and seven receiving TDs ... Was a 2022 first team All-AAC selection by Phil Steele and PFF ... A semifinalist for the 2022 John Mackey Award ... Was a 2022 Burlsworth Trophy nominee ... Led Memphis in receiving yards (602) and was tied for the lead in touchdown receptions (seven) in 2022 ... **FORK UNION MILITARY ACADEMY:** Played quarterback and tight end for the Blue Devils ... **HIGH SCHOOL:** Played quarterback in high school ... Helped Orchard Lake win a state title as a junior in 2016, throwing for 200 yards and two touchdowns ... **PERSONAL:** Son of Jill and Jerry Prieskorn ... Full name is Caden Reed Prieskorn ... Born Sept. 21, 1999 ... Multi-Disciplinary Studies major.

**PRIESKORN'S CAREER STATISTICS**

—RECEIVING—

Year	G-S	Rec	Yds	TD	Lg	Avg.
2020 (Mem.)	4-0	3	33	0	16	11.0
2021 (Mem.)	12-0	4	46	0	20	11.5
2022 (Mem.)	13-13	48	602	7	48	12.5
2023 (OM)	9-9	20	313	2	35	15.7
<b>Total</b>	<b>38-22</b>	<b>75</b>	<b>994</b>	<b>9</b>	<b>48</b>	<b>13.3</b>
<b>Total at OM</b>	<b>9-9</b>	<b>20</b>	<b>313</b>	<b>2</b>	<b>35</b>	<b>15.7</b>
<b>Total at Mem.</b>	<b>29-13</b>	<b>55</b>	<b>681</b>	<b>7</b>	<b>48</b>	<b>12.4</b>

**PRIESKORN'S OVERALL CAREER HIGHS**

RECEPTIONS: 6, 2x, MR: vs. ULM (11/18/23) - at Ole Miss  
RECEIVING YARDS: 104, at ECU (10/15/22) - at Memphis  
RECEIVING TOUCHDOWNS: 2, vs. Arkansas State (9/17/22) - at Memphis  
LONG RECEPTION: 48, at ECU (10/15/22) - at Memphis

**PRIESKORN'S OLE MISS CAREER HIGHS**

RECEPTIONS: 6, vs. ULM (11/18/23)  
RECEIVING YARDS: 69, vs. ULM (11/18/23)  
RECEIVING TOUCHDOWNS: 1, 2x, MR: at Mississippi State (11/23/23)  
LONG RECEPTION: 35, at Auburn (10/21/23)

**7** **deantre**  
**PRINCE**

Charleston, Miss. • Northeast Miss. CC

6-0 • 185 • 3L • Multi-Disciplinary Studies

SR.  
CB



Ole Miss

**2023:** vs. Mercer (9/2/23): Started at cornerback and made two solo tackles, was tied for top team pass coverage rating by PFF (74.3) ... at #22 Tulane (9/9/23): Started at cornerback and recorded three total tackles (two solo), two pass breakups and an interception he returned 44 yards ... Only allowed one reception for eight yards ... vs. Georgia Tech (9/16/23): Started at cornerback and tallied four total tackles (one solo), and a tackle for loss ... at #12 Alabama (9/23/23): Started at cornerback and made five total tackles, led team with the best tackle rating by PFF (82.4) ... vs. #12 LSU (9/30/23): Started and made two solo tackles ... vs. Arkansas (10/7/23): Started at cornerback with four solo tackles, including a career-high two tackles for loss and a forced fumble ... at Auburn (10/21/23): Started on 54 defensive snaps, breaking up one pass and making a solo tackle for loss ... vs. Vanderbilt (10/28/23): Started at cornerback, making one solo tackle and breaking up one pass ... vs. Texas A&M (11/4/23): Started at cornerback, tallied six total tackles (four solo) while playing all 81 defensive snaps ... at #1 Georgia (11/11/23): Started at corner, recorded two tackles (one solo) and one PBU ... vs. ULM (11/18/23): Started at corner, assisted on two tackles in 49 total snaps ... at Mississippi State (11/23/23): Started at corner, notched two solo tackles and his first career sack (solo) after playing all 71 defensive snaps ... Reese's Senior Bowl Watch List ... Preseason All-SEC fourth team (Athlon) ... **2022:** Played in and started all 13 games at cornerback ... Finished with 39 total tackles, and one tackle for loss ... Recorded one interception and led the team with 11 pass breakups ... **2021:** Appeared in 13 games with seven starts as a defensive back ... Made 46 total tackles, including 33 solo stops ... Picked off two passes and forced a fumble ... Posted three pass breakups ... Non-scholarship transfer who joined team prior to spring drills ... **NORTHEAST MISSISSIPPI CC:** Played one season at Northeast Mississippi Community College and saw action in five games ... Tallied 25 total tackles, including 23 solo stops, in 2019 ... Also registered two interceptions and one fumble recovery ... Coached by Greg Davis ... **OLE MISS:** Appeared in all 12 games as a true freshman for the Rebels in 2019 ... Started three games ... Registered 25 total tackles, including 18 solo stops ... Tallied two interceptions and two pass breakups ... Recorded first interception against No. 23 California ... Made a career-high seven tackles and added an interception against No. 1 LSU ... **HIGH SCHOOL:** Four-star prospect according to ESPN ... Rated a three-star prospect by Rivals, 247Sports and 247Sports Composite ... No. 16 prospect in the state of Mississippi according to ESPN and 247Sports ... Played in Mississippi/Alabama All-Star Game ... Totaled 41 tackles and one interception as a senior in 2018 ... Coached by Scott Martin ... **PERSONAL:** Son of Jackie Prince and Brandon Brown ... Full name is Deantre Antoine Prince ... Born Oct. 12, 2000 ... Multi-disciplinary studies major.

**PRINCE'S CAREER STATISTICS**

—DEFENSE—

Year	G-S	UT	AT	TT	TFL-YDS	Sacks-Yds
2019	12-3	18	7	25	0.0-0	0.0-0
2021	13-7	33	12	45	0.0-0	0.0-0
2022	13-13	26	13	39	1.0-3	0.0-0
2023	12-12	22	12	34	5.0-9	1.0-1
<b>Total</b>	<b>50-35</b>	<b>99</b>	<b>44</b>	<b>143</b>	<b>6.0-12</b>	<b>1.0-1</b>

Year	FF	FR	PBU	QBH	INT	BLK
2019	0	0	2	0	2	0
2021	1	0	3	0	2	0
2022	0	0	11	0	1	0
2023	1	0	5	0	1	0
<b>Total</b>	<b>2</b>	<b>0</b>	<b>21</b>	<b>0</b>	<b>6</b>	<b>0</b>



**PRINCE'S CAREER HIGHS**

TACKLES: 8, at Auburn (10/30/21)  
SOLO TACKLES: 7, at Auburn (10/30/21)  
TFLs: 2.0, vs. Arkansas (10/7/23)  
SACKS: 1.0, at Mississippi State (11/23/23)  
INTERCEPTIONS: 1, 6x, MR: at Tulane (9/9/23)  
PASS BREAKUPS: 4, at Vanderbilt (10/8/22)  
FORCED FUMBLES: 1, 2x, MR: vs. Arkansas (10/7/23)

**21** kedrick REESCANO **FR.** **RB**

New Caney, Texas • New Caney

6-0 • 210 • HS • Exercise Science

**2023:** vs. Mercer (9/2/23): Made first collegiate appearance ... at #22 Tulane (9/9/23): Appeared on one special teams snap ... vs. Georgia Tech (9/16/23): Played on five special teams snaps ... vs. #12 LSU (9/30/23): Appeared in 12 special teams snaps ... vs. Arkansas (10/7/23): Appeared on special teams ... at Auburn (10/21/23): Played two special teams snaps ... vs. Vanderbilt (10/28/23): Appeared on special teams ... vs. Texas A&M (11/4/23): Played nine snaps on special teams ... at #1 Georgia (11/11/23): Played two special teams snaps ... vs. ULM (11/18/23): Played four special teams snaps ... Member of the 2022-23 signing class ... **HIGH SCHOOL:** A unanimous four-star recruit by all major outlets ... Member of the ESPN 300, checking in at No. 283 ... Listed as the No. 103 recruit in the country by On3 ... Ranked as the No. 5 running back in the nation and No. 23 player in the state of Texas per On3 ... Finished his high school career with over 5,000 all-purpose yards ... Rushed for 1,849 yards in his senior season, averaging 8.3 yards per carry and 154.1 per game ... Found the end zone 35 times in 2022, 31 of which came on the ground ... Helped the Eagles go undefeated in district play and 11-1 overall in 2022 ... Racked up 1,542 yards and 22 touchdowns as a junior, earning District 8-5A first-team honors ... Was also an first-team all-district selection after totaling 1,157 yards and 14 touchdowns as a sophomore ... Also competes in track and field, where he finished second in the triple jump as a junior with a 48-1.5 at the Texas 5A State Championship ... Chose Ole Miss over offers from Michigan State, Oklahoma State, Penn State and Arkansas among others ... Coached by Travis Reeve ... **PERSONAL:** Son of Cedric Reescano and Courtney Washington ... Full name is Kedrick Anthony Reescano ... Born Feb. 25, 2005 ... Exercise science major.

**REESCANO'S CAREER STATISTICS**


—RUSHING—

Year	G-S	Att	Yds	TD	Lg	Avg.
2023	10-0	0	0	0	0	0.0
<b>Total</b>	<b>10-0</b>	<b>0</b>	<b>0</b>	<b>0</b>	<b>0</b>	<b>0.0</b>

**3** spencer SANDERS **SR.** **QB**

Denton, Texas • Oklahoma State

6-1 • 210 • TR • Multi-Disciplinary Studies




**2023:** vs. Mercer (9/2/23): Went 8-of-14 for 134 yards and two touchdowns through the air, rushing twice for a net of one yard off the bench in his Ole Miss debut ... at #22 Tulane (9/9/23): Appeared on one play, going 1-of-1 for seven yards ... vs. Georgia Tech (9/16/23): Took two snaps on offense, carrying the ball once for 14 yards ... at #12 Alabama (9/23/23): Appeared for one snap, going 1-of-1 for 1 yard ... vs. Vanderbilt (10/28/23): Passed for 14 yards on one completion ... vs. Texas A&M (11/4/23): Played two offensive snaps ... at #1 Georgia (11/11/23): Went 4-of-7 for 61 yards, ran five times for 21 yards ... vs. ULM (11/18/23): Went 4-of-5 for 61 yards and one TD, rushed once for 11 yards ... at Mississippi State (11/23/23): Played two offensive snaps ... Transfer who arrived on campus in January and participated in spring drills ... Four-star transfer (No. 19 overall) by On3 ... **OKLAHOMA STATE:** Started 41 games in 43 appearances from 2019-22, helping OSU to four bowl berths ... 30-11 as the starter ... Ended as OSU's career record holder in rushing yards by a QB (1,956) and offensive plays (1,746) ... OSU single-game records in pass attempts (67) and plays (84) ... Second at OSU in career passing yards (9,553), pass attempts (1,253) and total offense (11,509) ... Third all-time in completions (765), passing TDs (67), passing yards per game (222.2), TDs responsible for (85) and total offense per game (267.7) ... **HIGH SCHOOL:** 46-6 record in 52 starts, passed for 8,747 yards ... 146 total TDs (106 passing, 40 rushing) ... Four-star prospect by ESPN and 247Sports, while Rivals had him as a three-star prospect ... ESPN No. 7 dual threat QB in the 2018 class, top QB prospect from Texas ... 247Sports' composite No. 9 dual threat QB, No. 27 prospect in Texas ... **PERSONAL:** Son of David and Carrie Sanders ... Born Dec. 15, 1999 ... Sister, Carissa, played soccer at North Texas ... Multi-disciplinary studies major.

**SANDERS' CAREER STATISTICS**

—PASSING—

Year	G-S	Cmp-Att	Pct.	Yds	TD	INT	LP
2019 (OSU)	11-10	155-247	62.8	2,065	16	11	90
2020 (OSU)	9-9	155-247	62.8	2,007	14	8	75
2021 (OSU)	13-13	243-392	62.1	2,839	20	12	52
2022 (OSU)	10-9	212-368	57.6	2,642	17	9	55
2023 (OM)	9-0	19-29	65.5	278	3	0	51
<b>Total</b>	<b>52-41</b>	<b>784-1282</b>	<b>61.2</b>	<b>9,831</b>	<b>70</b>	<b>40</b>	<b>90</b>
<b>Total at OM</b>	<b>9-0</b>	<b>19-29</b>	<b>65.5</b>	<b>278</b>	<b>3</b>	<b>0</b>	<b>51</b>
<b>Total at OSU</b>	<b>43-41</b>	<b>765-1254</b>	<b>61.0</b>	<b>9,553</b>	<b>67</b>	<b>40</b>	<b>90</b>

—RUSHING—

Year	Att	Yds	TD	Lg	Avg.
2019 (OSU)	139	628	2	33	4.5
2020 (OSU)	101	269	2	35	2.7
2021 (OSU)	146	668	6	37	4.6
2022 (OSU)	107	391	8	29	3.7
2023 (OM)	11	45	0	15	4.1
<b>Total</b>	<b>504</b>	<b>2,001</b>	<b>18</b>	<b>37</b>	<b>4.0</b>
<b>Total at OM</b>	<b>11</b>	<b>45</b>	<b>0</b>	<b>15</b>	<b>4.1</b>
<b>Total at OSU</b>	<b>493</b>	<b>1,956</b>	<b>18</b>	<b>37</b>	<b>4.0</b>

**SANDERS' OVERALL CAREER HIGHS**


PASSING ATTEMPTS: 67, at Oklahoma (11/19/22) - at Oklahoma State  
 COMPLETIONS: 36, at Oklahoma (11/19/22) - at Oklahoma State  
 PASSING YARDS: 406, vs. Central Michigan (9/1/22) - at Oklahoma State  
 PASSING TOUCHDOWNS: 4, 5x, MR: vs. UAPB (9/17/22) - at Oklahoma State  
 LONG COMPLETION: 90, at Tulsa (9/14/19) - at Oklahoma State  
 RUSHING ATTEMPTS: 18, at Texas (9/14/19) - at Oklahoma State  
 RUSHING YARDS: 125, vs. Notre Dame (1/1/22) - at Oklahoma State  
 RUSHING TOUCHDOWNS: 2, 3x, MR: at TCU (10/15/22) - at Oklahoma State  
 LONG RUSH: 37, 2x, MR: vs. Oklahoma (11/27/21) - at Oklahoma State  
 TOTAL OFFENSE YARDS: 496, vs. Notre Dame (1/1/22) - at Oklahoma State  
 TOUCHDOWNS RESPONSIBLE FOR: 6, vs. Central Michigan (9/1/22) - at Oklahoma State

**SANDERS' OLE MISS CAREER HIGHS**

PASSING ATTEMPTS: 14, vs. Mercer (9/2/23)  
 COMPLETIONS: 8, vs. Mercer (9/2/23)  
 PASSING YARDS: 134, vs. Mercer (9/2/23)  
 PASSING TOUCHDOWNS: 2, vs. Mercer (9/2/23)  
 LONG COMPLETION: 51, vs. ULM (11/18/23)  
 RUSHING ATTEMPTS: 5, at Georgia (11/11/23)  
 RUSHING YARDS: 21, at Georgia (11/11/23)  
 LONG RUSH: 15, at Georgia (11/11/23)  
 TOTAL OFFENSE YARDS: 135, vs. Mercer (9/2/23)  
 TOUCHDOWNS RESPONSIBLE FOR: 2, vs. Mercer (9/2/23)





**5** john  
**SAUNDERS JR.** SR.\*  
S 

High Point, N.C. • Miami (Ohio)

6-2 • 200 • TR • Multi-Disciplinary Studies Ole Miss

**2023:** vs. Mercer (9/2/23): Started at safety in Ole Miss debut, recorded two total tackles and one pass breakup ... Was also tied for team lead in pass coverage rating by PFF (74.3) ... at #22 Tulane (9/9/23): Started and made five total tackles (four solo), also notched one pass breakup ... vs. Georgia Tech (9/16/23): Started at safety, recorded four tackles (all solo), with one tackle for loss and one pass breakup ... at #12 Alabama (9/23/23): Started at safety, second on the team with an Ole Miss career-high seven tackles ... vs. #12 LSU (9/30/23): Started and led the team with eight total tackles, including four solo tackles ... Also had a team-best tackle rating according to PFF (85.7) ... vs. Arkansas (10/7/23): Started and made six total tackles (three solo), one pass breakup, one tackle for loss and made the game-sealing interception ... Led team in coverage rating according to PFF (79.1) and second best defensive rating overall (80.6) ... at Auburn (10/21/23): Started and made three total tackles (two solo) along with one intercepted pass ... vs. Vanderbilt (10/28/23): Started at safety, making five total tackles (one solo) ... Also led the team in tackle rating per PFF (81.2) ... vs. Texas A&M (11/4/23): Tied Ole Miss career-high with eight total tackles (four solo), added an interception in the endzone in start at safety ... Rated as top tackler by PFF (82.6) in 77 snaps ... SEC Co-Defensive Player of the Week ... at #1 Georgia (11/11/23): Started at safety, tallied five solo tackles in 62 defensive snaps ... vs. ULM (11/18/23): Started at nickel, made two total tackles (one solo) in 53 total snaps ... at Mississippi State (11/23/23): Started at nickel, recorded six tackles (three solo) and one QB hurry in 77 total snaps (including all 71 defensive snaps) ... Reese's Senior Bowl Watch List ... Transfer who arrived on campus in January and participated in spring drills ... **MIAMI (OH):** Appeared in 23 games over three seasons for the Redhawks ... Led Miami in pass breakups with 10 in 2022 ... Racked up 52 total tackles, two interceptions, and one forced fumble during the 2022 season ... Had five interceptions over his last two seasons including a pick-six against Cincinnati in his second career game ... **HIGH SCHOOL:** Played at High Point Christian High School for head coach Scott Bell ... Recorded 900 receiving yards and 17 touchdowns as a wide receiver his senior season... Earned First Team All-State honors his senior season ... Racked up 30 total touchdowns during his junior season, 19 passing and 12 rushing/receiving ... **PERSONAL:** Son of Rhonda Moore and John Saunders ... Full name is John Lamont Saunders Jr. ... Born Oct. 24, 2001 ... Cousin, Jaquan Brisker, plays safety for the Chicago Bears ... Multi-disciplinary studies major.

**SAUNDERS JR.'S CAREER STATISTICS**

—DEFENSE—

Year	G-S	UT	AT	TT	TFL-YDS	Sacks-Yds
2020 (Mia.)	1-0	2	0	2	0.0-0	0.0-0
2021 (Mia.)	11-4	9	4	13	0.5-2	0.0-0
2022 (Mia.)	11-11	34	18	52	0.5-1	0.0-0
2023 (OM)	12-12	36	25	61	2.0-9	0.0-0
<b>Total</b>	<b>35-27</b>	<b>81</b>	<b>47</b>	<b>128</b>	<b>3.0-12</b>	<b>0.0-0</b>
<b>Total at OM</b>	<b>12-12</b>	<b>36</b>	<b>25</b>	<b>61</b>	<b>2.0-9</b>	<b>0.0-0</b>
<b>Total at Mia.</b>	<b>23-15</b>	<b>45</b>	<b>22</b>	<b>67</b>	<b>1.0-3</b>	<b>0.0-0</b>

Year	FF	FR	PBU	QBH	INT	BLK
2020 (Mia.)	0	0	1	0	0	0
2021 (Mia.)	0	0	4	0	3	0
2022 (Mia.)	1	0	10	0	2	0
2023 (OM)	0	0	5	1	3	0
<b>Total</b>	<b>1</b>	<b>0</b>	<b>20</b>	<b>1</b>	<b>8</b>	<b>0</b>
<b>Total at OM</b>	<b>0</b>	<b>0</b>	<b>5</b>	<b>1</b>	<b>3</b>	<b>0</b>
<b>Total at Mia.</b>	<b>1</b>	<b>0</b>	<b>20</b>	<b>0</b>	<b>5</b>	<b>0</b>

**SAUNDERS JR.'S OVERALL CAREER HIGHS**

TACKLES: 9, at Buffalo (10/1/22) - at Miami (Ohio)  
 TFLs: 1.0, 2x, MR: vs. Arkansas (10/7/23) - at Ole Miss  
 INTERCEPTIONS: 1, 8x, MR: vs. Texas A&M (11/4/23) - at Ole Miss  
 QUARTERBACK HURRIES: 1, at Mississippi State (11/23/23) - at Ole Miss

**SAUNDERS JR.'S OLE MISS CAREER HIGHS**

TACKLES: 8, 2x, MR: vs. Texas A&M (11/4/23)  
 SOLO TACKLES: 5, at Georgia (11/11/23)  
 TFLs: 1.0, 2x, MR: vs. Arkansas (10/7/23)  
 INTERCEPTIONS: 1, 3x, MR: vs. Texas A&M (11/4/23)  
 PASS BREAKUPS: 1, 4x, MR: vs. Arkansas (10/7/23)  
 QUARTERBACK HURRIES: 1, at Mississippi State (11/23/23)

**22** jarell  
**STINSON** SO.  
CB 

Opelika, Ala. • Opelika

5-9 • 170 • 1L • General Business Ole Miss

**2023:** vs. Mercer (9/2/23): Appeared in 22 total snaps across defense and special teams ... at #22 Tulane (9/9/23): Appeared on 14 special teams snaps ... vs. Georgia Tech (9/16/23): Played 22 snaps on defensive and special teams, grabbing first tackle of the year ... at #12 Alabama (9/23/23): Played 11 special team snaps ... vs. #12 LSU (9/30/23): Appeared in 14 special teams snaps ... vs. Arkansas (10/7/23): Saw action on 11 special teams snaps ... at Auburn (10/21/23): Played on 11 special teams snaps ... vs. Vanderbilt (10/28/23): Saw action on 17 defensive and special team snaps ... vs. Texas A&M (11/4/23): Played on 13 special teams snaps ... at #1 Georgia (11/11/23): Played 13 special teams snaps ... vs. ULM (11/18/23): Played 14 total snaps across defense and special teams ... at Mississippi State (11/23/23): Assisted on one tackle in 18 special teams snaps ... **2022:** Appeared in all 13 games during true freshman campaign primarily on special teams ... Earned first collegiate letter ... Member of the 2021-22 signing class ... **HIGH SCHOOL:** Rated a three-star prospect by 247Sports Composite, On3 and Rivals ... Ranked as the No. 42 cornerback in the nation according to 247Sports Composite ... Rated a top-30 recruit in the state of Alabama by 247Sports, On3, Rivals and ESPN ... As a junior, recorded a total of 80 tackles, one interception and two punt returns for touchdowns ... Selected to play in the Mississippi-Alabama All-Star Classic ... 2020 Alabama Sports Writers Association Class 6A All-State First Team Defense selection ... Named as an Opelika-Auburn News Super 8 Senior honoree for the 2021 season ... Recognized on Sports Illustrated's Class of 2022 All-American Watch List ... Also has competed on Opelika's track and field team, where he has won a total of 10 different AHSAA Class 6A State Championships, including for the 100-, 200- and 400-meter dash ... Chose Ole Miss over offers from Auburn, Florida, Florida State, and Penn State, among others ... Coached by Erik Speakman ... Will be a mid-year enrollee ... **PERSONAL:** Son of Brian and Keisha Stinson ... Full name is Jarell Martez Stinson ... Born Jan. 6, 2004 ... SEC Fall Academic Honor Roll in 2022 ... Athletic Director's Honor Roll in spring 2022 and fall 2022 ... General business major.

**STINSON'S CAREER STATISTICS**

—DEFENSE—

Year	G-S	UT	AT	TT	TFL-YDS	Sacks-Yds
2022	13-0	1	0	1	0.0-0	0.0-0
2023	12-0	0	2	2	0.0-0	0.0-0
<b>Total</b>	<b>25-0</b>	<b>1</b>	<b>2</b>	<b>3</b>	<b>0.0-0</b>	<b>0.0-0</b>

Year	FF	FR	PD	QBH	INT	BLK
2022	0	0	0	0	0	0
2023	0	0	0	0	0	0
<b>Total</b>	<b>0</b>	<b>0</b>	<b>0</b>	<b>0</b>	<b>0</b>	<b>0</b>

**STINSON'S CAREER HIGHS**

TACKLES: 1, 3x, MR: at Mississippi State (11/23/23)

# CHICK-FIL-A PEACH BOWL: VS. PENN STATE

**95** akelo **STONE** JR. DT

Savannah, Ga. • Georgia Tech

6-2 • 280 • TR • General Business



**2023:** vs. Mercer (9/2/23): Recorded one solo sack and a pass breakup in his Ole Miss debut ... at #22 Tulane (9/9/23): Appeared on 36 defensive snaps ... vs. Georgia Tech (9/16/23): Played 32 snaps on the defensive line, recording a career-high five total tackles ... Ranked as the best in run defense per PFF (77.6 grade) ... at #12 Alabama (9/23/23): Played 19 defensive snaps and made three total tackles (two solo) ... vs. #12 LSU (9/30/23): Appeared in 27 defensive snaps, making two total tackles (one solo) and one QB hurry ... vs. Arkansas (10/7/23): Appeared on 23 defensive snaps and made four total tackles (one solo), a career-high two QB hurries and half a sack ... at Auburn (10/21/23): Played on 23 defensive snaps, making two solo tackles and one QB hurry ... vs. Vanderbilt (10/28/23): Started his first game at Ole Miss, making three total tackles (one solo) ... at #1 Georgia (11/11/23): Made one solo tackle in 22 defensive snaps ... vs. ULM (11/18/23): Made one solo tackle in 23 defensive snaps ... at Mississippi State (11/23/23): Assisted on four tackles in 22 defensive snaps ... Transfer who joined the team prior to the start of fall camp ... **GEORGIA TECH:** Appeared in 21 games over three seasons for the Yellow Jackets ... Played in all 12 games in 2022 with four tackles for loss, one sack, and one pass breakup ... **HIGH SCHOOL:** Rated as a three-star prospect by Rivals, 247Sports and ESPN ... Tabbed as the No. 38-ranked weakside defensive end in the nation and the No. 77-ranked player in the state of Georgia by Rivals ... Named to 2020 GSWA Class AAA All-State Team ... All-region honoree ... Recorded more than 100 tackles and 40 tackles for loss over the final two seasons of his prep career ... Helped lead team to a perfect 10-0 regular season and 11-1 overall record as a senior in 2019 ... Anchored a defense that allowed just 11.4 points per game during senior campaign ... Coached by Robert Edwards ... **PERSONAL:** Son of Tachia Dillard ... Full name is Akelo Kenyatta Stone Jr. ... Born April 25, 2001 ... General business major.

### STONE'S CAREER STATISTICS

#### —DEFENSE—

Year	G-S	UT	AT	TT	TFL-YDS	Sacks-Yds
2020 (GT)	6-1	1	1	2	1.0-6	1.0-6
2021 (GT)	3-0	3	0	3	2.0-3	0.0-0
2022 (GT)	12-0	4	8	12	4.0-7	1.0-2
2023 (OM)	11-1	11	15	26	1.5-11	1.5-11
<b>Total</b>	<b>32-2</b>	<b>19</b>	<b>24</b>	<b>43</b>	<b>8.5-27</b>	<b>3.5-19</b>
<b>Total at OM</b>	<b>11-1</b>	<b>11</b>	<b>15</b>	<b>26</b>	<b>1.5-11</b>	<b>1.5-11</b>
<b>Total at GT</b>	<b>21-1</b>	<b>8</b>	<b>9</b>	<b>17</b>	<b>7.0-16</b>	<b>2.0-8</b>

Year	FF	FR	PBU	QBH	INT	BLK
2020 (GT)	0	0	0	0	0	0
2021 (GT)	0	0	0	0	0	0
2022 (GT)	0	0	1	1	0	0
2023 (OM)	0	0	1	4	0	0
<b>Total</b>	<b>0</b>	<b>0</b>	<b>2</b>	<b>5</b>	<b>0</b>	<b>0</b>
<b>Total at OM</b>	<b>0</b>	<b>0</b>	<b>1</b>	<b>4</b>	<b>0</b>	<b>0</b>
<b>Total at GT</b>	<b>0</b>	<b>0</b>	<b>1</b>	<b>1</b>	<b>0</b>	<b>0</b>

### STONE'S OVERALL CAREER HIGHS

TACKLES: 5, 2x, MR: at Alabama (9/23/23) - at Ole Miss  
 SOLO TACKLES: 3, vs. Kennesaw State (9/11/21) - at Georgia Tech  
 TFL's: 2.0, vs. Kennesaw State (9/11/21) - at Georgia Tech  
 SACKS: 1.0, 2x, MR: vs. Mercer (9/2/23) - at Ole Miss  
 QB HURRIES: 2, vs. Arkansas (10/7/23) - at Ole Miss  
 PASS BREAKUPS: 1, 2x, MR: vs. Mercer (9/2/23) - at Ole Miss

### STONE'S OLE MISS CAREER HIGHS

TACKLES: 5, 2x, MR: at Alabama (9/23/23)  
 SOLO TACKLES: 2, 2x, MR at Auburn (10/21/23)  
 TFL's: 1.0, vs. Mercer (9/2/23)  
 SACKS: 1.0, vs. Mercer (9/2/23)  
 QB HURRIES: 2, vs. Arkansas (10/7/23)  
 PASS BREAKUPS: 1, vs. Mercer (9/2/23)

**59** mana **TAIMANI** JR. OL

Antioch, Calif. • Diablo Valley College

6-5 • 305 • TR •



**2023:** at #22 Tulane (9/9/23): Appeared on seven special teams snaps in Ole Miss debut ... vs. Georgia Tech (9/16/23): Appeared on nine special teams snaps ... at #12 Alabama (9/23/23): Played on the offensive line ... vs. #12 LSU (9/30/23): Appeared in seven special teams snaps ... vs. Arkansas (10/7/23): Saw action on six special teams snaps ... at Auburn (10/21/23): Appeared on four special teams snaps ... vs. Vanderbilt (10/28/23): Played seven offensive and special team snaps ... vs. Texas A&M (11/4/23): Played five special teams snaps ... at #1 Georgia (11/11/23): Played three special teams snaps ... vs. ULM (11/18/23): Played 14 total snaps across offense and special teams ... at Mississippi State (11/23/23): Played three special team snaps ... Transfer who joined team during fall camp ... **JUNIOR COLLEGE:** Three-star JUCO prospect by On3, 247 and Rivals ... Rated as a top-10 JUCO offensive tackle prospect by both the 247 (No. 9) and 247Composite (No. 10) rankings ... Also ranked as the No. 28 JUCO offensive tackle by Rivals ... No. 23 overall national JUCO prospect according to 247, No. 5 in the state of California ... Chose Ole Miss over Auburn, Oklahoma State, among others ... Coached by Mike Darr ... **WYOMING:** Was a member of the Cowboys' football team in 2020 and 2021 ... Did not see any playing time during his two seasons at Wyoming ... **HIGH SCHOOL:** Three-star recruit according to 247Sports ... Helped lead Clayton Valley Charter to a 10-5 record in 2019 and the school's first-ever state title ... Played on both the offensive and defensive line ... Helped lead an offensive line that rushed for 288 yards per game for the season.

### TAIMANI'S CAREER STATISTICS

#### —OFFENSE—

YEAR	G-S
2023	11-0
<b>Total</b>	<b>11-0</b>



**13** LADARIUS TENNISON

Rockledge, Fla. • Auburn

5-9 • 200 • 1L • Multi-Disciplinary Studies

JR. S



Ole Miss

**2023:** vs. Mercer (9/2/23): Made one solo tackle for a loss of four yards ... at #22 Tulane (9/9/23): Made two tackles, both solo, in 23 total snaps ... vs. Georgia Tech (9/16/23): Appeared in 38 total snaps, tallying three total tackles (two solo) and a QB hurry ... at #12 Alabama (9/23/23): Saw action on 32 total snaps, tallying three tackles and first sack of the season ... vs. #12 LSU (9/30/23): Appeared in 33 defensive snaps and made two tackles (one solo) ... vs. Arkansas (10/7/23): Saw action on 25 total snaps ... at Auburn (10/21/23): Appeared on 41 total snaps ... Rated as the top special teams player per PFF (93.7) ... vs. Vanderbilt (10/28/23): Played 49 defensive snaps, tallying five total tackles (two solo) and a QB hurry ... vs. Texas A&M (11/4/23): Recorded seven total tackles (six solo) in 75 total snaps ... at #1 Georgia (11/11/23): Notched three solo tackles in 53 total snaps ... vs. ULM (11/18/23): Started at linebacker, tallied six total tackles (three solo), 1.5 TFL, one half sack and one QB hurry in 42 total snaps ... Rated as Ole Miss' top defender by PFF at 81.3 grade ... at Mississippi State (11/23/23): Started at MLB, notched four tackles (two solo) in 59 total snaps ...

**2022:** Appeared in all 13 games with eight starts in the Ole Miss secondary ... Tallied 54 total tackles and a team-high 10 tackles for loss ... Registered two fumble recoveries and two pass breakups ... Transfer who arrived on campus in January and participated in spring drills ... **AUBURN:** Was a key contributor on special teams as a hard-hitting tackler ... Appeared in 21 games in two seasons with the Tigers ... Played in every game as a true freshman, seeing action in the secondary and deep on kick returns ... **HIGH SCHOOL:** Rated a four-star prospect out of Rockledge by all major recruiting sites ... Under Armour All-American ... Member of the ESPN 300, checking in at No. 140 ... Ranked as the No. 4 athlete in the country by 247Sports and ESPN ... Also listed as the 23rd-best player in the state of Florida by ESPN ... Played both sides of the ball, lining up at safety and as a running back ... Rushed for over 1,700 yards in his final two seasons, while recording 98 tackles, including 24.0 for a loss as a senior ... Impacted the game, making 17 sacks and picking off three passes ... Totaled nearly 3,000 all-purpose yards in his final two years at Rockledge ... Finished his high school career with 222 total tackles ... Named Space Coast Daily Player of the Year ... Also lettered in track and field ... **PERSONAL:** Son of Turkessa Robinson ... Full name is Ladarius Stephan Tennison ... Born Jan. 31, 2001 ... Athletic Director's Honor Roll in fall 2022 ... Multi-disciplinary studies major.

**TENNISON'S CAREER STATISTICS**

—DEFENSE—

Year	G-S	UT	AT	TT	TFL-YDS	Sacks-Yds
2020 (AU)	11-2	13	8	21	0.0-0	0.0-0
2021 (AU)	11-3	14	7	21	4.5-12	0.0-0
2022 (OM)	13-8	29	25	54	10.0-29	1.0-9
2023 (OM)	12-2	24	12	36	3.5-13	1.5-8
<b>Total</b>	<b>47-15</b>	<b>80</b>	<b>52</b>	<b>132</b>	<b>18.0-54</b>	<b>2.5-17</b>
<b>Total at OM</b>	<b>25-10</b>	<b>53</b>	<b>37</b>	<b>90</b>	<b>13.5-42</b>	<b>2.5-17</b>
<b>Total at AU</b>	<b>22-5</b>	<b>27</b>	<b>15</b>	<b>42</b>	<b>4.5-12</b>	<b>0.0-0</b>

Year	FF	FR	PBU	QBH	INT	BLK
2020 (AU)	0	0	0	0	0	0
2021 (AU)	0	0	0	0	0	0
2022 (OM)	0	2	2	0	0	0
2023 (OM)	0	0	0	3	0	0
<b>Total</b>	<b>0</b>	<b>2</b>	<b>2</b>	<b>3</b>	<b>0</b>	<b>0</b>
<b>Total at OM</b>	<b>0</b>	<b>2</b>	<b>2</b>	<b>3</b>	<b>0</b>	<b>0</b>
<b>Total at AU</b>	<b>0</b>	<b>0</b>	<b>0</b>	<b>0</b>	<b>0</b>	<b>0</b>

**TENNISON'S OVERALL CAREER HIGHS**

TACKLES: 12, vs. Tulsa (9/24/22) - at Ole Miss  
 SOLO TACKLES: 6, 3x, MR: vs. Texas A&M (11/4/23) - at Auburn  
 TFLs: 2.5, vs. Mississippi State (11/13/21) - at Auburn  
 SACKS: 1.0, 2x, MR: at Alabama (9/23/23) - at Ole Miss  
 FUMBLE RECOVERIES: 1, 2x, MR: at Vanderbilt (10/8/22) - at Ole Miss  
 PASS BREAKUPS: 1, at Vanderbilt (10/8/22) - at Ole Miss  
 PASS BREAKUPS: 1, at Vanderbilt (10/8/22) - at Ole Miss  
 QUARTERBACK HURRIES: 1, 3x, MR: vs. ULM (11/18/23) - at Ole Miss

**TENNISON'S OLE MISS CAREER HIGHS**


TACKLES: 12, vs. Tulsa (9/24/22)  
 SOLO TACKLES: 6, vs. Texas A&M (11/4/23)  
 TFLs: 2.0, at Arkansas (11/19/22)  
 SACKS: 1.0, 2x, MR: at Alabama (9/23/23)  
 FUMBLE RECOVERIES: 1, 2x, MR: at Vanderbilt (10/8/22)  
 PASS BREAKUPS: 1, at Vanderbilt (10/8/22)  
 QUARTERBACK HURRIES: 1, 3x, MR: vs. ULM (11/18/23)

**99** ISAAC UKWU

Upper Marlboro, Md. • James Madison

6-3 • 260 • TR • Sports Analytics

SR. DE



Ole Miss

**2023:** vs. Mercer (9/2/23): Started at outside linebacker, played 25 total snaps across defense and special teams ... at #22 Tulane (9/9/23): Notched six total tackles (four solo), 2.0 TFL for a loss of seven yards, one sack for a loss of five, and two QB hurries off the bench in comeback win over the Green Wave ... vs. Georgia Tech (9/16/23): Started at defensive end, recorded four total tackles (two solo), as well as one sack for a loss of two yards ... at #12 Alabama (9/23/23): Started on the defensive line, making one tackle on 41 defensive snaps ... vs. LSU (9/30/23): Saw action in 32 defensive snaps, making four total tackles (three solo) ... vs. Arkansas (10/7/23): Played on 39 defensive snaps, assisted on two sacks for 1.0 total for a loss of 10 yards ... at Auburn (10/21/23): Started on defensive line, making five total tackles (three solo) and half a sack ... vs. Vanderbilt (10/28/23): Played on 39 defensive snaps ... vs. Texas A&M (11/4/23): Had two tackles (one solo) and one QB hurry in 47 defensive snaps ... at #1 Georgia (11/11/23): Had one solo tackle in 38 total snaps across defense and special teams ... vs. ULM (11/18/23): Recorded two solo tackles in 35 total snaps across defense and special teams ... at Mississippi State (11/23/23): Played 63 total snaps across defense and special teams ... Reese's Senior Bowl Watch List ... Transfer who arrived on campus prior to the start of fall camp ... **JAMES MADISON:** Appeared in 28 career games at JMU with 25 starts ... Recorded 27.5 tackles for loss and 16.5 sacks in three seasons with the Dukes ... Earned honorable mention All-America and first team All-Sun Belt honors in 2022 after registering 40 total tackles, including 7.5 sacks and 10.5 tackles for loss ... Started all 14 games in 2021 with 43 tackles and 16.5 TFLs ... Missed entire 2019 and 2020 seasons due to injury ... **HIGH SCHOOL:** Earned MPSSAA 4A first team all-state accolades as a junior and senior at Wise HS ... Was an honorable mention all-metro selection as a senior ... Helped Wise to 4A state championship in 2016 with a perfect 14-0 record ... Was a participant in Maryland Crab Bowl ... **PERSONAL:** Son George and Ibitubo Ukwu ... Full name is Isaac Egboida Omiete Ukwu ... Born Jan. 14, 1999 ... Graduated with a bachelor's degree in computer science in 2020 from James Madison ... Currently enrolled in master's program in sports analytics.

**UKWU'S CAREER STATISTICS**

—DEFENSE—

Year	G-S	UT	AT	TT	TFL-YDS	Sacks-Yds
2018 (JMU)	3-0	2	2	4	0.5-1	0.0-0
2021 (JMU)	14-14	21	23	44	16.5-64	9.0-51
2022 (JMU)	11-11	22	18	40	10.5-41	7.5-35
2023 (OM)	12-4	17	10	27	4.5-22	3.5-20
<b>Total</b>	<b>40-29</b>	<b>62</b>	<b>53</b>	<b>115</b>	<b>32.0-128</b>	<b>20.0-106</b>
<b>Total at OM</b>	<b>12-4</b>	<b>17</b>	<b>10</b>	<b>27</b>	<b>4.5-22</b>	<b>3.5-20</b>
<b>Total at JMU</b>	<b>28-25</b>	<b>45</b>	<b>43</b>	<b>88</b>	<b>27.5-106</b>	<b>16.5-86</b>

Year	FF	FR	PBU	QBH	INT	BLK
2018 (JMU)	0	0	0	0	0	0
2021 (JMU)	2	0	2	5	0	0
2022 (JMU)	1	1	3	6	0	0
2023 (OM)	0	0	0	3	0	0
<b>Total</b>	<b>3</b>	<b>1</b>	<b>5</b>	<b>14</b>	<b>0</b>	<b>0</b>
<b>Total at OM</b>	<b>0</b>	<b>0</b>	<b>0</b>	<b>3</b>	<b>0</b>	<b>0</b>
<b>Total at JMU</b>	<b>3</b>	<b>1</b>	<b>5</b>	<b>11</b>	<b>0</b>	<b>0</b>

**UKWU'S OVERALL CAREER HIGHS**

TACKLES: 7, at Louisville (11/5/22) - at James Madison  
 SOLO TACKLES: 5, at Arkansas State (10/8/22) - at James Madison  
 TFLs: 2.5, 2x, MR: at Louisville (11/5/22) - at James Madison  
 SACKS: 2.0, 2x, last vs. Marshall (10/22/22) - at James Madison  
 FORCED FUMBLES: 1, at Arkansas State (10/8/22) - at James Madison  
 FUMBLE RECOVERIES: 1, at App State (9/24/22) - at James Madison  
 PASS BREAKUPS: 2, vs. Middle Tennessee (9/3/22) - at James Madison

**UKWU'S OLE MISS CAREER HIGHS**

TACKLES: 6, at Tulane (9/9/23)  
 SOLO TACKLES: 4, at Tulane (9/9/23)  
 TFLs: 2.0, at Tulane (9/9/23)  
 SACKS: 1.0, 3x, MR: vs. Arkansas (10/7/23)  
 QUARTERBACK HURRIES: 2, at Tulane (9/9/23)

rayf  
**29 VINSON**

SO. WR

Madison, Miss. • Madison-Ridgeland Academy

6-0 • 195 • SQ • Exercise Science



**2023:** vs. Mercer (9/2/23): Made first career appearance ... at #22 Tulane (9/9/23): Appeared on special teams ... Moved back to wide receiver from safety before the start of fall camp ... vs. Georgia Tech (9/16/23): Appeared on special teams ... at #12 Alabama (9/23/23): Played on special teams ... vs. #12 LSU (9/30/23): Saw action on three special teams snaps ... vs. Arkansas (10/7/23): Appeared on three special teams snaps ... at Auburn (10/21/23): Saw action on five special teams snaps ... vs. Vanderbilt (10/28/23): Played on six defensive and special team snaps ... vs. Texas A&M (11/4/23): Played three special teams snaps ... vs. ULM (11/18/23): Played one special teams snap ... at Mississippi State (11/23/23): Played five special teams snaps ... **2022:** Did not appear in any games ... Switched from wide receiver to safety prior to the beginning of fall camp ... **2021:** Did not participate in any games and was redshirted ... Non-scholarship player who joined the team prior to the start of fall camp ... **HIGH SCHOOL:** Four-year starter at Madison-Ridgeland Academy ... Three-time all-conference selection ... Helped lead Madison-Ridgeland to two state championships including a perfect 13-0 mark as a senior ... In 2020, tallied 1,200 yards of total offense and 21 touchdowns ... Also ran track ... Coached by Herbert Davis ... **PERSONAL:** Son of David and Angie Vinson ... Full name is Rayf Micheal Vinson ... Born April 15, 2002 ... Father, David, was a three-year football letterwinner (1993-95) and co-captain for the Rebels ... SEC Fall Academic Honor Roll in 2022 ... Dean's Honor Roll in fall 2021 ... Athletic Director's Honor Roll in fall 2021, fall 2022 and spring 2023 ... Exercise Science major.

**VINSON'S CAREER STATISTICS**

—RECEIVING—

Year	G-S	Rec	Yds	TD	Lg	Avg.
2023	11-0	0	0	0	0	0.0
<b>Total</b>	<b>11-0</b>	<b>0</b>	<b>0</b>	<b>0</b>	<b>0</b>	<b>0.0</b>

dayton  
**19 WADE**

SR.\* WR

Atlanta, Ga. • Western Kentucky

5-9 • 175 • 1L • Multi-Disciplinary Studies



**2023:** vs. Mercer (9/2/23): Started at wide receiver, made one catch for 23 yards ... at #22 Tulane (9/9/23): Started at wideout, led team with seven catches for a career-high 106 yards, including a crucial acrobatic fourth-quarter grab of 43 yards ... Also notched one tackle ... vs. Georgia Tech (9/16/23): Started at wideout, hauling in three catches for 86 yards ... Also ran twice for 15 yards ... at #12 Alabama (9/23/23): Started at wideout, grabbed five catches for a team-leading 88 yards ... Also hauled in two catches of over 30 yards, including a 40-yarder ... vs. #12 LSU (9/30/23): Started and caught seven passes for 64 yards and a TD ... vs. Arkansas (10/7/23): Started at wideout, hauling in four catches for 23 yards and a TD alongside one rush for five yards ... at Auburn (10/21/23): Started at wideout and caught one pass for 12 yards ... vs. Vanderbilt (10/28/23): Started and hauled in a career-high eight catches for 120 yards and a TD, helped by a career-long 48-yard circus catch ... vs. Texas A&M (11/4/23): Started at wideout, caught four passes for 80 yards ... at #1 Georgia (11/11/23): Caught three passes for 45 yards, including a 23-yard one-handed catch that rated No. 1 on the SC Top-10 ... vs. ULM (11/18/23): Led Ole Miss with 108 yards receiving on seven catches, including a 58-yard TD ... at Mississippi State (11/23/23): Started at wideout, caught two passes for 14 yards ... **2022:** Appeared in all 13 games with five starts at wide receiver ... Hauled in 27 catches on the season for 309 yards and three touchdowns ... Non-scholarship transfer who arrived on campus prior to the start of spring drills ... **WESTERN KENTUCKY:** Contested in a total of nine games over two seasons for the Hilltoppers ... Played in the first three games of the 2021 season for Western Kentucky before facing injury ... During the 2020 season, recorded 21 receptions for 180 yards, with 19 of those catches and 170 yards coming in a three-game span ... Added nine kickoff returns for 147 yards ... **HIGH SCHOOL:** Was rated a three-star prospect by 247Sports ... Led Georgia's 6A division with 1,113 receiving yards during his senior season ... Named the Region 4 Offensive Player of the Year by the Atlanta Journal Constitution ... Racked up 510 receiving yards as a junior ... Coached by Edgar Carson ... **PERSONAL:** Son of Crystall Wade ... Full name is Dayton Xzavier Wade ... Born Sept. 8, 2000 ... Athletic Director's Honor Roll in spring 2022 ... Multi-interdisciplinary studies major.

**WADE'S CAREER STATISTICS**

—RECEIVING—

Year	G-S	Rec	Yds	TD	Lg	Avg.
2019 (WKU)	13-0	1	10	0	10	10.0
2020 (WKU)	7-1	21	180	0	19	8.6
2021 (WKU)	3-0	0	0	0	0	0.0
2022 (OM)	13-5	27	309	3	39	11.4
2023 (OM)	12-12	52	769	4	58	14.8
<b>Total</b>	<b>48-18</b>	<b>101</b>	<b>1,268</b>	<b>7</b>	<b>58</b>	<b>12.6</b>
<b>Total at OM</b>	<b>25-17</b>	<b>79</b>	<b>1,078</b>	<b>7</b>	<b>58</b>	<b>13.6</b>
<b>Total at WKU</b>	<b>23-1</b>	<b>22</b>	<b>190</b>	<b>0</b>	<b>19</b>	<b>8.6</b>

**WADE'S OVERALL CAREER HIGHS**

RECEPTIONS: 8, 2x, MR vs. Vanderbilt (10/28/23) - at Ole Miss  
 RECEIVING YARDS: 120, vs. Vanderbilt (10/28/23) - at Ole Miss  
 RECEIVING TOUCHDOWNS: 1, 7x, MR: vs. ULM (11/18/23) - at Ole Miss  
 LONG RECEPTION: 58, vs. ULM (11/18/23) - at Ole Miss  
 RUSHING ATTEMPTS: 4, vs. Auburn (10/15/22) - at Ole Miss  
 RUSHING YARDS: 63, vs. Auburn (10/15/22) - at Ole Miss  
 LONG RUSH: 36, vs. Auburn (10/15/22) - at Ole Miss  
 KICK RETURNS: 3, at Vanderbilt (10/8/22) - at Ole Miss  
 LONG KICK RETURN: 43, at Marshall (10/26/19) - at WKU  
 PUNT RETURNS: 1, 2x MR: vs. Vanderbilt (10/28/23)  
 LONG PUNT RETURN: 13, at Auburn (10/21/23) - at Ole Miss  
 ALL PURPOSE YARDS: 157, vs. Auburn (10/15/22) - at Ole Miss

**WADE'S OLE MISS CAREER HIGHS**

RECEPTIONS: 8, 2x, MR: vs. Vanderbilt (10/28/23)  
 RECEIVING YARDS: 120, vs. Vanderbilt (10/28/23)  
 RECEIVING TOUCHDOWNS: 1, 7x, MR: vs. ULM (11/18/23)  
 LONG RECEPTION: 58, vs. ULM (11/18/23)  
 RUSHING ATTEMPTS: 4, vs. Auburn (10/15/22)  
 RUSHING YARDS: 63, vs. Auburn (10/15/22)  
 LONG RUSH: 36, vs. Auburn (10/15/22)  
 KICK RETURNS: 3, at Vanderbilt (10/8/22)  
 LONG KICK RETURN: 38, at Vanderbilt (10/8/22)  
 PUNT RETURNS: 1, 2x MR: vs. Vanderbilt (10/28/23)  
 LONG PUNT RETURN: 13, at Auburn (10/21/23)  
 ALL PURPOSE YARDS: 157, vs. Auburn (10/15/22)



**6** zamari **WALTON** SR. CB

Melbourne, Fla. • Georgia Tech

6-3 • 185 • TR • General Business

**2023:** vs. Mercer (9/2/23): Started at CB, notched three tackles and a pass breakup ... at #22 Tulane (9/9/23): Started at CB, assisted on one tackle ... vs. Georgia Tech (9/16/23): Started at CB, grabbed one solo tackle and one pass breakup on 62 defensive snaps ... at #12 Alabama (9/23/23): Started at CB, tallying five total tackles and his first interception as a Rebel ... vs. #12 LSU (9/30/23): Started and made three total tackles (two solo) ... vs. Arkansas (10/7/23): Started, made an Ole Miss career high six tackles (one solo) and half a tackle for loss ... at Auburn (10/21/23): Started at CB, making three solo tackles, including one for a loss of four yard, and an interception ... vs. Vanderbilt (10/28/23): Started at CB, tallying four tackles (three solo) and two pass breakups ... vs. Texas A&M (11/4/23): Started at CB, notched three solo tackles in 44 total snaps ... at #1 Georgia (11/11/23): Assisted on two tackles off the bench in 50 total snaps ... vs. ULM (11/18/23): Started at corner, forced a fumble and was credited with one solo tackle for loss ... at Mississippi State (11/23/23): Started at corner, recorded four tackles (three solo), one solo TFL and two pass breakups in 77 total snaps ... Reese's Senior Bowl Watch List ... Transfer who arrived on campus in January and participated in spring drills ... **GEORGIA TECH:** Played four seasons and 48 games for the Yellow Jackets with 39 career starts at cornerback ... Recorded 125 total tackles, including 87 unassisted ... Had three interceptions and 14 pass breakups ... Grabbed two interceptions and took a fumble recovery 93 yards to the endzone during redshirt sophomore year ... Longest official fumble return in Georgia Tech history ... 36 tackles and career high six pass breakups during final year ... Named All-ACC Honorable Mention in 2022 ... **HIGH SCHOOL:** Three-star prospect by ESPN, 247Sports/Scout and Rivals ... Finished with 91 total tackles and nine INTs ... All-state and all-district honoree ... Set a school record with eight interceptions as a senior in 2017 ... Returned an interception 106 yards for a touchdown, good for the second-longest INT return in the nation in '17 ... Two-time team captain ... Named Defensive MVP ... Helped lead Melbourne Central Catholic to 19 wins over junior and senior seasons ... Coached by Rob Terry ... Honor roll student ... Competed in basketball from 2016 to 2018 under Coach Stacy Sizemore ... **PERSONAL:** Son of Anetta Wellmaker ... Full name is Zamari Oshay Walton ... Born May 31, 1998 ... Oldest of two siblings ... Athletic Director's Honor Roll in spring 2023 ... General business major.

**WALTON'S CAREER STATISTICS**

—DEFENSE—

Year	G-S	UT	AT	TT	TFL-YDS	Sacks-Yds
2018 (GT)	4-0	3	1	4	0.0-0	0.0-0
2019 (GT)	12-11	23	6	29	0.0-0	0.0-0
2020 (GT)	10-10	24	13	37	0.5-1	0.0-0
2021 (GT)	10-6	13	6	19	2.0-7	1.0-6
2022 (GT)	12-12	24	12	36	0.0-0	0.0-0
2023 (OM)	12-11	21	15	36	3.5-13	0.0-0
<b>Total</b>	<b>60-50</b>	<b>108</b>	<b>53</b>	<b>161</b>	<b>6.0-21</b>	<b>1.0-6</b>
<b>Total at OM</b>	<b>12-11</b>	<b>21</b>	<b>15</b>	<b>36</b>	<b>3.5-13</b>	<b>0.0-0</b>
<b>Total at GT</b>	<b>48-39</b>	<b>87</b>	<b>38</b>	<b>125</b>	<b>2.5-8</b>	<b>1.0-6</b>

Year	FF	FR	PBU	QBH	INT	BLK
2018 (GT)	0	0	3	0	0	0
2019 (GT)	0	0	3	0	0	0
2020 (GT)	0	1	5	0	2	0
2021 (GT)	0	0	0	0	0	0
2022 (GT)	0	0	6	1	1	0
2023 (OM)	1	0	6	0	2	0
<b>Total</b>	<b>1</b>	<b>1</b>	<b>23</b>	<b>1</b>	<b>5</b>	<b>0</b>
<b>Total at OM</b>	<b>1</b>	<b>0</b>	<b>6</b>	<b>0</b>	<b>2</b>	<b>0</b>
<b>Total at GT</b>	<b>0</b>	<b>1</b>	<b>17</b>	<b>1</b>	<b>3</b>	<b>0</b>

**WALTON'S OVERALL CAREER HIGHS**

TACKLES: 8, vs. Ole Miss (9/17/22) - at Georgia Tech  
 SOLO TACKLES: 5, 3x, MR: vs. Ole Miss (9/17/22) - at Georgia Tech  
 TFL's: 1.0, 5x, MR: at Mississippi State (11/23/23) - at Ole Miss  
 SACKS: 1.0, vs. Virginia Tech (10/30/21) - at Georgia Tech  
 FUMBLES FORCED: 1, vs. ULM (11/18/23) - at Ole Miss  
 FUMBLE RECOVERIES: 1, vs. Notre Dame (10/31/20) - at Georgia Tech  
 INTERCEPTIONS: 1, 5x, MR: at Auburn (10/21/23) - at Ole Miss  
 PASS BREAKUPS: 2, 4x, MR: at Mississippi State (11/23/23) - at Ole Miss

**WALTON'S OLE MISS CAREER HIGHS**

TACKLES: 6, vs. Arkansas (10/7/23)  
 SOLO TACKLES: 3, 4x, MR: at Mississippi State (11/23/23)  
 TFL's: 1.0, 3x, MR: at Mississippi State (11/23/23)  
 FUMBLES FORCED: 1, vs. ULM (11/18/23)  
 INTERCEPTIONS: 1, 2x, MR: at Auburn (10/21/23)  
 PASS BREAKUPS: 2, 2x, MR: at Mississippi State (11/23/23)

**54** caleb **WARREN** SR.\* OL

Louisville, Miss. • Nanih Waiya

6-5 • 310 • 4L • General Business

**2023:** vs. Mercer (9/2/23): Started at center, played on 28 offensive snaps ... at #22 Tulane (9/9/23): Started at center, played 63 offensive snaps ... vs. Georgia Tech (9/16/23): Started at center, played on 53 offensive snaps ... at #12 Alabama (9/23/23): Started at center, played 67 offensive snaps ... vs. #12 LSU (9/30/23): Started and played 80 snaps at center for offensive line unit that did not allow a sack ... vs. Arkansas (10/7/23): Started at center, played 68 offensive snaps ... at Auburn (10/21/23): Started at center and played 61 offensive snaps ... vs. Vanderbilt (10/28/23): Started at center and played on 52 offensive snaps ... vs. Texas A&M (11/4/23): Started at center, played 65 snaps on the offensive line ... at #1 Georgia (11/11/23): Started at center, played multiple positions across the offensive line in 61 snaps ... vs. ULM (11/18/23): Started at right guard, played 50 snaps and was Ole Miss' top-rated pass blocker per PFF (84.4 grade) ... at Mississippi State (11/23/23): Started at center, played all 76 offensive snaps ... Reese's Senior Bowl Watch List ... Preseason All-SEC third team (Lindy's) ... Expected to be the starter entering the fall at center ... Received the J. Richard Price Courage and Compassion Award during spring practices. ... **2022:** Played in all 13 games, started in 12 ... **2021:** Appeared and started in 11 games at left guard ... Took a total of 805 snaps with 799 being offensive ... Talled a 100-percent blocking percentage with only three penalties ... **2020:** Played in every game with eight starts at left guard ... Allowed just one sack in 347 pass blocks ... **2019:** Saw action in one contest vs. New Mexico State and was redshirted ... Member of the 2019 signing class ... **HIGH SCHOOL:** Unanimous 3-star prospect by ESPN, Rivals and 247Sports ... Ranked the No. 54 offensive guard in the nation by ESPN ... Played in the Mississippi/Alabama All-Star Game ... Named Class 1A All-State First Team ... Helped lead Nanih Waiya to the 2018 Class 1A State Championship ... Blocked for a Warriors offense that averaged 322.9 yards on the ground ... Credited with 28 pancake blocks as a junior ... On the defensive side, tallied 32 tackles as a senior and 47 stops as a junior ... Coached by James Courtney ... **PERSONAL:** Son of Kenneth Warren and Kim Bennett ... Full name is Caleb Austin Warren ... Born Feb. 13, 2001 ... SEC Fall Academic Honor Roll in 2020 ... General business major.

**WARREN'S CAREER STATISTICS**

—OFFENSE—

YEAR	G-S
2019	1-0
2020	10-8
2021	11-11
2022	13-12
2023	12-12
<b>Total</b>	<b>47-43</b>

# CHICK-FIL-A PEACH BOWL: VS. PENN STATE

**25** **WASHINGTON** **JR.** **S**

Trussville, Ala. • Hewitt-Trussville

5-11 • 205 • 2L • Integrated Marketing Comm.



**2023:** vs. Mercer (9/2/23): Started at safety, notched two solo tackles ... at #22 Tulane (9/9/23): Started at safety, led Ole Miss with eight total tackles (career-high five solo), in 79 total snaps across defense and special teams ... vs. Georgia Tech (9/16/23): Started at safety, led the team with a career-high 10 total tackles, two tackles for loss, and a forced fumble on 62 defensive snaps ... Also had a team-best defensive rating per PFF (81.2) ... Earned SEC Defensive Player of the Week ... at #12 Alabama (9/23/23): Started at safety, made five total tackles on 64 defensive snaps ... vs. #12 LSU (9/30/23): Started at safety, recovered a fumble and was second on the team with seven total tackles (two solo) ... vs. Arkansas (10/7/23): Started and led team with career-high 10 tackles (three solo) ... at Auburn (10/21/23): Started at safety, making four total tackles (two solo) and one pass breakup ... Also led the in pass coverage rating per PFF (81.6) ... vs. Vanderbilt (10/28/23): Started at safety, assisting on three tackles and intercepting two passes ... Second on the team in coverage rating per PFF (87.6) ... Earned SEC Co-Defensive Player of the Week ... vs. Texas A&M (11/4/23): Started at safety, led team and tied career-high with 10 total tackles (five solo), added one late pass breakup ... at #1 Georgia (11/11/23): Started at safety, notched five total tackles (three solo) ... vs. ULM (11/18/23): Started at safety, tallied five total tackles (four solo) and had one interception ... at Mississippi State (11/23/23): Started at safety, notched six tackles (one solo) in 77 total snaps (including all 71 defensive snaps) ... Received the Jeff Hamm Memorial Award, along with teammate Zxavian Harris, during spring practices ... **2022:** Appeared in 13 games with three starts in the Rebel secondary ... Finished the season with 31 total tackles ... **2021:** Appeared in 13 games during his freshman campaign ... Collected 23 tackles ... Played reserve defensive tackle and special teams ... Enrolled early and participated in spring drills ... Member of the 2020-21 signing class ... **HIGH SCHOOL:** Rated a three-star prospect by all major recruiting sites ... Touted as the No. 90 cornerback in the nation and No. 40 player in Alabama by 247Sports ... two-time AHSAA 7A All-State selection ... Led Alabama's No. 2 ranked Hewitt-Trussville to a 9-2 record in 2020 ... Recorded seven interceptions and 46 pass breakups in high school ... Chose Ole Miss over Louisville, Maryland, Memphis, Mississippi State and SMU, among others ... Also lettered in basketball ... Coached by Josh Floyd ... **PERSONAL:** Son of Sam and Tammie Washington ... Full name is Samuel Baron Washington ... Born Dec. 9, 2002 ... SEC Fall Academic Honor Roll in 2022 ... Dean's Honor Roll in spring 2021 ... Athletic Director's Honor Roll in spring 2021 ... Integrated marketing communications major.

### WASHINGTON'S CAREER STATISTICS

#### —DEFENSE—

Year	G-S	UT	AT	TT	TFL-YDS	Sacks-Yds
2021	13-0	11	12	23	0.5-0	0.0-0
2022	13-3	21	10	31	1.0-2	0.0-0
2023	12-12	37	38	75	2.0-11	0.0-0
<b>Total</b>	<b>38-15</b>	<b>69</b>	<b>60</b>	<b>129</b>	<b>3.5-13</b>	<b>0.0-0</b>

Year	FF	FR	PBU	QBH	INT	BLK
2021	0	0	1	0	0	0
2022	1	0	3	1	1	0
2023	1	1	2	0	3	0
<b>Total</b>	<b>2</b>	<b>1</b>	<b>6</b>	<b>1</b>	<b>4</b>	<b>0</b>

### WASHINGTON'S CAREER HIGHS

TACKLES: 10, 3x, MR: vs. Texas A&M (11/4/23)  
 SOLO TACKLES: 7, vs. Georgia Tech (9/16/23)  
 TFL's: 2, vs. Georgia Tech (9/16/23)  
 INTERCEPTIONS: 2, vs. Vanderbilt (10/28/23)  
 PASS BREAKUPS: 2, vs. Tulsa (9/24/22)  
 FORCED FUMBLES: 1, 2x, MR: vs. Georgia Tech (9/16/23)  
 FUMBLE RECOVERIES: 1, vs. LSU (9/30/23)

**11** **WATKINS** **SR.\*** **WR**

Louisville, Ky. • Louisville

5-11 • 190 • 1L • Multi-Disciplinary Studies



**2023:** vs. Mercer (9/2/23): Started at wide receiver, hauled on six catches for 111 yards in record-breaking team passing performance ... Returned a punt 70 yards for a touchdown in the third quarter, the first of his career and the first by a Rebel since 2013 ... Ended with 180 all-purpose yards ... Named SEC Co-Special Teams Player of the Week ... at #22 Tulane (9/9/23): Started at wideout, hauled in five catches for 60 yards and added one punt return of three yards ... vs. Georgia Tech (9/16/23): Started at wideout, caught a team-high four receptions for a career-high 119 yards and a touchdown in 56 offensive snaps ... Also a team best pass rating per PFF (82.2) ... at #12 Alabama (9/23/23): Started at wide receiver, making a career-high nine catches for 57 yards ... vs. #12 LSU (9/30/23): Started at wide receiver, making five catches for 103 yards and a touchdown ... vs. Arkansas (10/7/23): Started at wideout, had seven receptions for 86 yards ... at Auburn (10/21/23): Appeared on 12 snaps across offense and special teams ... vs. Vanderbilt (10/28/23): Started and caught three passes for 44 yards ... vs. Texas A&M (11/4/23): Started at wide receiver, caught five passes for 47 yards and one touchdown ... at #1 Georgia (11/11/23): Started at wideout, caught two passes for 34 yards and a touch of 33 ... vs. ULM (11/18/23): Started at wide receiver, had six catches for 73 yards ... at Mississippi State (11/23/23): Started at WR, caught one pass for seven yards ... Reese's Senior Bowl Watch List ... Ole Miss' top returning receiver for 2023 ... **2022:** Played in all 13 games and made 10 starts over Ole Miss' last 11 games ... Finished third on the team in both receptions (40) and receiving yards (449), while also pulling down two touchdowns ... Had multiple receptions in 10 of 13 games played ... **LOUISVILLE:** Played 22 career games for the Cardinals ... Second on team in 2021 with 529 receiving yards and a career-high four touchdowns ... Had eight punt-returns for 85 yards ... Finished 2020 with eight receptions for 57 yards and carried one for 23 yards and a touchdown ... **HIGH SCHOOL:** Played for Gary Wheeler at Butler High School ... 24th-ranked athlete in the country and the 6th-ranked player in the state of Kentucky by Rivals.com ... Three-star athlete by Rivals and 247Sports ... 50th-best athlete, No. 9 ranked player in the state ... 29 rushes for 212 yards and three TDs as a senior ... 37 receptions for 712 yards and seven TDs ... Caught 34 passes for 679 yards and seven TDs, rushed 24 times for 309 yards and three more scores as a junior ... Tossed a 47-yard touchdown ... Was a standout running back as a sophomore at DeSales and then transferred to Butler where he only played five at wide receiver and defensive back ... Ran for 742 yards and 12 TDs, caught 10 passes for 165 yards as a sophomore at DeSales ... Caught four passes for 74 yards and one TD, had 10 tackles as a junior ... Standout on the track and field team ... **PERSONAL:** Son of Paula Baker and Lovel Wade ... Full name is Tyrell Jordan Watkins ... Born Feb. 15, 2002 ... Multi-disciplinary studies major.

### WATKINS' CAREER STATISTICS

#### —RECEIVING—

Year	G-S	Rec	Yds	TD	Lg	Avg.
2020 (UL)	10-2	8	57	0	13	7.1
2021 (UL)	12-11	35	529	4	76	15.1
2022 (OM)	13-10	40	449	2	61	11.2
2023 (OM)	12-11	53	741	3	68	14.0
<b>Total</b>	<b>47-34</b>	<b>136</b>	<b>1,776</b>	<b>9</b>	<b>76</b>	<b>13.1</b>
<b>Total at OM</b>	<b>25-21</b>	<b>93</b>	<b>1,190</b>	<b>5</b>	<b>68</b>	<b>12.8</b>
<b>Total at UL</b>	<b>22-13</b>	<b>43</b>	<b>586</b>	<b>4</b>	<b>76</b>	<b>13.6</b>

#### —PUNT RETURN—

Year	Ret	Yds	TD	Lg	Avg.
2020 (UL)	0	0	0	0	0.0
2021 (UL)	8	85	0	38	10.6
2022 (OM)	13	68	0	22	5.2
2023 (OM)	10	107	1	70	10.7
<b>Total</b>	<b>31</b>	<b>260</b>	<b>1</b>	<b>70</b>	<b>8.4</b>
<b>Total at OM</b>	<b>23</b>	<b>175</b>	<b>1</b>	<b>70</b>	<b>7.6</b>
<b>Total at UL</b>	<b>8</b>	<b>85</b>	<b>0</b>	<b>38</b>	<b>10.6</b>

### WATKINS' OVERALL CAREER HIGHS

RECEPTIONS: 9, at Alabama (9/23/23) - at Ole Miss  
 RECEIVING YARDS: 119, vs. Georgia Tech (9/16/23) - at Ole Miss  
 RECEIVING TOUCHDOWNS: 1, 9x, MR: vs. Texas A&M (11/4/23) - at Ole Miss  
 LONG RECEPTION: 76, at NC State (10/30/21) - at Louisville  
 PUNT RETURN TOUCHDOWNS: 1, vs. Mercer (9/2/23) - at Ole Miss  
 LONG PUNT RETURN: 70, vs. Mercer (9/2/23) - at Ole Miss

### WATKINS' OLE MISS CAREER HIGHS

RECEPTIONS: 9, at Alabama (9/23/23)  
 RECEIVING YARDS: 119, vs. Georgia Tech (9/16/23)  
 RECEIVING TOUCHDOWNS: 1, 5x, MR: vs. Texas A&M (11/4/23)  
 LONG RECEPTION: 68, vs. Georgia Tech (9/16/23)  
 PUNT RETURN TOUCHDOWNS: 1, vs. Mercer (9/2/23)  
 LONG PUNT RETURN: 70, vs. Mercer (9/2/23)



**1** ayden **WILLIAMS** FR. WR 

Ridgeland, Miss. • Ridgeland

6-3 • 190 • HS • Integrated Marketing Comm.



**2023:** vs. Mercer (9/2/23): Recorded two receptions for 47 yards, including a 43-yarder on his first career catch ... at #22 Tulane (9/9/23): Appeared on seven total snaps across offense and special teams ... vs. Georgia Tech (9/16/23): Started first collegiate game at wide receiver, hauled in one reception for 19 yards on 47 offensive snaps ... at #12 Alabama (9/23/23): Played at wide out ... vs. Arkansas (10/7/23): Saw action on nine offensive snaps ... at Auburn (10/21/23): Played two offensive snaps ... vs. Vanderbilt (10/28/23): Played six offensive snaps and made one catch for 14 yards ... vs. Texas A&M (11/4/23): Played three offensive snaps ... at #1 Georgia (11/11/23): Played 10 offensive snaps ... vs. ULM (11/18/23): Played nine offensive snaps ... Shaun Alexander Freshman of the Year Watch List ... On3 Preseason Freshman All-America ... Member of the 2022-23 signing class ... **HIGH SCHOOL:** A unanimous four-star recruit by all major outlets ... Ranked a top 50 recruit by Rivals, checking in at No. 43 ... Rated top 100 signee by both the On3 Consensus and the 247Sports Composite ... Member of the ESPN 300, ranked No. 102 ... Ranked No. 2 recruit in the state of Mississippi ... Tabbed the No. 8 wide receiver in the country by Rivals ... 2022 Under Armour All-American ... Participated in the Mississippi-Alabama All-Star Game ... Named to the Clarion Ledger's Large School All-State team in 2022 ... Member of the Clarion Ledger 2022 Dandy Dozen ... Tallied 1,265 receiving yards and 14 touchdowns as a senior at Ridgeland HS ... Averaged 18.6 yards per catch and tallied over 80 yards receiving in nine of his 11 games in 2022 ... Earned all-state honors three years at RHS ... Named Freshman All-American in 2019 ... Hauled in 63 catches for 1,156 yards and 14 TDs his junior season for the Titans, earning first-team all-state honors ... Also lettered in basketball and track and field ... Chose Ole Miss over offers from Georgia, Auburn, LSU and Oregon among others ... Coached by Teddy Dyess ... **PERSONAL:** Son of Kamari Hayes ... Full name is Ayden Lorenzo Williams ... Born Dec. 27, 2004 ... Integrated marketing communications major.

**WILLIAMS' CAREER STATISTICS**

—RECEIVING—

Year	G-S	Rec	Yds	TD	Lg	Avg.
2023	10-1	4	80	0	43	20.0
<b>Total</b>	<b>10-1</b>	<b>4</b>	<b>80</b>	<b>0</b>	<b>43</b>	<b>20.0</b>

**WILLIAMS' CAREER HIGHS**

RECEPTIONS: 2, vs. Mercer (9/2/23)  
 RECEIVING YARDS: 47, vs. Mercer (9/2/23)  
 LONG RECEPTION: 43, vs. Mercer (9/2/23)

**14** demarko **WILLIAMS** SO. S 

Atlanta, Ga. • Westlake

5-10 • 175 • 1L • Criminal Justice



**2023:** vs. Mercer (9/2/23): Made two total tackles (one solo) in 27 total snaps across defense and special teams ... at #22 Tulane (9/9/23): Career-high three tackles, all solo, in 10 total snaps across defense and special teams ... vs. Georgia Tech (9/16/23): Appeared in 30 defensive and special team snaps, tallied two solo tackles and first pass breakup of the year ... at #12 Alabama (9/23/23): Played 15 defensive snaps, made one solo tackle ... vs. #12 LSU (9/30/23): Saw action in 26 defensive and special teams snaps, assisted on one tackle ... at Auburn (10/21/23): Recorded two total tackles (one solo) ... at #1 Georgia (11/11/23): Played 19 total snaps across defense and special teams ... vs. ULM (11/18/23): Notched a career-high five tackles (all solo) in 25 total snaps across defense and special teams ... **2022:** Saw action in eight games in the Rebel secondary ... Tallied six total tackles on the season ... **2021:** Did not see any action and was redshirted ... Member of the 2020-21 signing class ... Enrolled early and participated in spring drills ... **HIGH SCHOOL:** Rated a three-star prospect by all major recruiting sites ... Ranked as the nation's No. 34 safety by ESPN and the No. 61 cornerback via the 247Sports Composite ... Listed as the No. 47 player in Georgia by ESPN ... Named specialist of the year ... Chose Ole Miss over Tennessee, South Carolina, Arkansas and Oregon, among others ... Also lettered in track ... Coached by Bobby May ... **PERSONAL:** Son of Raevon Isaiah and Lakeshia Wells ... Full name is Demarko Derez Williams, Jr. ... Born Jan. 29, 2003 ... Athletic Director's Honor Roll in spring 2022 ... Criminal justice major.

**WILLIAMS' CAREER STATISTICS**

—DEFENSE—

Year	G-S	UT	AT	TT	TFL-YDS	Sacks-Yds
2022	8-0	4	2	6	0.0-0	0.0-0
2023	9-0	15	4	19	0.0-0	0.0-0
<b>Total</b>	<b>17-0</b>	<b>19</b>	<b>6</b>	<b>25</b>	<b>0.0-0</b>	<b>0.0-0</b>

Year	FF	FR	PBU	QBH	INT	BLK
2022	1	1	0	0	0	0
2023	0	0	1	0	0	0
<b>Total</b>	<b>1</b>	<b>1</b>	<b>0</b>	<b>0</b>	<b>0</b>	<b>0</b>

**WILLIAMS' CAREER HIGHS**

TACKLES: 5, vs. ULM (11/18/23)  
 SOLO TACKLES: 5, vs. ULM (11/18/23)  
 PASS BREAKUPS: 1, vs. Georgia Tech (9/16/23)

# CHICK-FIL-A PEACH BOWL: VS. PENN STATE

71 jayden WILLIAMS

SO. OL



Conway, Ark. • Conway  
6-5 • 300 • 1L • Sport & Recreation Admin.



2023: vs. Mercer (9/2/23): Was Ole Miss' top-ranked pass blocker per PFF at an 85.6 grade, coming off the bench to play 38 total snaps at left tackle ... at #22 Tulane (9/9/23): Played 14 total snaps off the bench across offense and special teams ... vs. Georgia Tech (9/16/23): Played 29 total snaps across offense and special teams ... at #12 Alabama (9/23/23): Appeared on 15 offensive snaps ... vs. #12 LSU (9/30/23): Saw action in 21 snaps on the offensive line ... Ole Miss' top pass blocker returning in 2023 with a 73.6 rating ... vs. Arkansas (10/7/23): Played 34 offensive snaps ... at Auburn (10/21/23): Played on 10 offensive snaps ... vs. Vanderbilt (10/28/23): Saw action on 20 offensive snaps ... vs. Texas A&M (11/4/23): Played 29 snaps across offense and special teams ... at #1 Georgia (11/11/23): Started at left tackle, played five snaps before leaving due to injury ... 2022: Started all 13 games at left tackle, playing nearly 1,000 snaps protecting the blind side ... Earned honorable mention Freshman All-America accolades by CFN ... 2021: Did not see any action due to injury and was redshirted ... Member of the 2020-21 signing class ... **HIGH SCHOOL:** Rated a three-star prospect by 247Sports, 247Sports Composite and ESPN ... Ranked as the No. 40 offensive tackle and No. 3 player in Arkansas by the 247Sports Composite ... A 2020 all-state selection ... Helped lead CHS to the Arkansas 7A State Semifinals ... Also took snaps at tight end ... Posted 11 receptions for 177 yards in the last two seasons ... Chose Ole Miss over offers from Missouri and Kansas ... Also lettered in basketball ... Selected all-conference in basketball ... Coached by Clint Ashcraft ... **PERSONAL:** Son of Alonza Williams ... Full name is Jayden Kiyon Williams ... Born April 10, 2003 ... SEC Fall Academic Honor Roll in 2022 ... 2021-22 SEC First-Year Honor Roll ... Athletic Director's Honor Roll in fall 2021, spring 2022 and fall 2022 ... Sport and recreation administration major.

### WILLIAMS' CAREER STATISTICS

—OFFENSE—

YEAR	G-S
2022	13-13
2023	10-1
<b>Total</b>	<b>23-14</b>

87 hudson WOLFE

SO. TE



Savannah, Tenn. • Hardin County  
6-7 • 230 • 1L • Finance



2023: vs. Mercer (9/2/23): Hauled in first career catch for 18 yards ... at Auburn (10/21/23): Appeared on two offensive snaps ... vs. Vanderbilt (10/28/23): Played on 16 offensive snaps and was targeted once ... vs. Texas A&M (11/4/23): Targeted once in 12 offensive snaps ... at #1 Georgia (11/11/23): Had one catch for 18 yards ... 2022: Did not appear in any games ... 2021: Made four appearances as a tight end and was redshirted ... Didn't register any stats ... vs. Louisville (9/6/21): Made his first career debut for the Rebels ... Enrolled early and participated in spring drills ... Member of the 2020-21 signing class ... Enrolled early and participated in spring drills ... Member of the 2020-21 signing class ... **HIGH SCHOOL:** A four-star recruit by ESPN and Rivals ... Member of the Rivals250, rated as the 52nd best prospect in the country ... Ranked No. 216 in the 247Sports Composite ... Listed as a top-five tight end in the nation according to Rivals and ESPN ... Touted as the No. 1 player in Tennessee according to Rivals, No. 5 by ESPN and No. 6 by the 247Sports Composite ... Named to the Sports Illustrated All-American preseason watchlist in 2020 ... Named to the Tennessee Sports Writers Association and the Tennessee High School Football Coaches Association 4A All-State Team in 2019 ... Caught 25 passes for 381 yards and nine touchdowns as a junior ... Sat out senior year with an injury ... Chose Ole Miss over Alabama, Auburn and Tennessee, among others ... Coached by Matthew Smith ... **PERSONAL:** Son of Greg Wolfe and Leslie Thurman ... Full name is William Hudson Wolfe ... Born Oct. 2, 2002 ... SEC Fall Academic Honor Roll in 2022 ... Dean's Honor Roll in spring 2021 ... Athletic Director's Honor Roll in spring 2021, fall 2021, spring 2022, fall 2022 and spring 2023 ... Finance major.

### WOLFE'S CAREER STATISTICS

—RECEIVING—

Year	G-S	Rec	Yds	TD	Lg	Avg.
2021	4-0	0	0	0	0	0.0
2023	5-0	2	36	0	18	18.0
<b>Total</b>	<b>9-0</b>	<b>2</b>	<b>36</b>	<b>0</b>	<b>18</b>	<b>18.0</b>

### WOLFE'S CAREER HIGHS

RECEPTIONS: 1, 2x, MR: at Georgia (11/11/23)  
RECEIVING YARDS: 18, 2x, MR: at Georgia (11/11/23)  
LONG RECEPTION: 18, 2x, MR: at Georgia (11/11/23)

90 stephon WYNN JR.

SR. DT



Anderson, S.C. • Nebraska  
6-4 • 310 • TR • Sport & Recreation Admin.



2023: vs. Mercer (9/2/23): Made first career start on the defensive line, recorded one QB hurry in Ole Miss debut ... at #22 Tulane (9/9/23): Started at nose tackle, assisted on one tackle in 14 defensive snaps ... vs. Georgia Tech (9/16/23): Appeared on seven defensive snaps, recorded two total tackles (one solo) ... at #12 Alabama (9/23/23): Started on the defensive line, played 13 defensive snaps ... vs. #12 LSU (9/30/23): Appeared on two defensive snaps ... vs. Arkansas (10/7/23): Played on 18 defensive snaps and made one solo tackle ... at Auburn (10/21/23): Started on the defensive line and appeared on 24 snaps ... vs. Vanderbilt (10/28/23): Saw action on 17 defensive snaps, compiling two tackles and a half-sack ... vs. Texas A&M (11/4/23): Assisted on two tackles in 15 defensive snaps ... at #1 Georgia (11/11/23): Had one solo tackle in 14 defensive snaps ... vs. ULM (11/18/23): Played 19 defensive snaps ... at Mississippi State (11/23/23): Played three defensive snaps ... Transfer who joined the team prior to the start of fall camp ... **NEBRASKA:** Played extensively on the defensive line in all 12 games in 2022 ... Tallied a career-high 22 total tackles ... Produced a career performance against Georgia Southern, posting nine tackles with a half tackle for loss ... **ALABAMA:** Appeared in 21 career games during his four years at Alabama, winning a national title with the Crimson Tide in 2020 ... Registered 16 career tackles ... **HIGH SCHOOL:** Rate a four-star recruit and the nation's No. 70 overall prospect ... Named a 2018 Under Armour All-American ... Played his final season at IMG Academy in Florida after previously playing for T.L. Hannah HS in his home state of South Carolina ... Had 18 tackles including three tackles for loss at IMG. In his final two seasons at T.L. Hannah High School, Wynn totaled 150 tackles, 23 TFLs and 13.5 sacks. ... **PERSONAL:** Son of Stephon Sr. and Lanelle Wynn ... Full name is Stephon Bernard Wynn Jr. ... Born on May 16, 2000 ... Earned his degree in exercise science at Alabama in 2021 ... Currently enrolled in master's program in sports and recreation administration.

### WYNN JR.'S CAREER STATISTICS

—DEFENSE—

Year	G-S	UT	AT	TT	TFL-YDS	Sacks-Yds
2018 (Bama)	3-0	1	2	3	0.0-0	0.0-0
2019 (Bama)	9-0	1	6	7	0.0-0	0.0-0
2020 (Bama)	2-0	0	1	1	0.0-0	0.0-0
2021 (Bama)	7-0	1	4	5	0.0-0	0.0-0
2022 (Neb)	12-0	7	15	22	0.5-0	0.0-0
2023 (OM)	12-4	3	6	9	0.5-3	0.5-3
<b>Total</b>	<b>45-4</b>	<b>13</b>	<b>34</b>	<b>47</b>	<b>1.0-3</b>	<b>0.5-3</b>
<b>Total at OM</b>	<b>12-4</b>	<b>3</b>	<b>6</b>	<b>9</b>	<b>0.5-3</b>	<b>0.5-3</b>
<b>Total at Neb</b>	<b>12-0</b>	<b>7</b>	<b>15</b>	<b>22</b>	<b>0.5-0</b>	<b>0.0-0</b>
<b>Total at Bama</b>	<b>21-0</b>	<b>3</b>	<b>13</b>	<b>16</b>	<b>0.0-0</b>	<b>0.0-0</b>

Year	FF	FR	PBU	QBH	INT	BLK
2018 (Bama)	0	0	0	0	0	0
2019 (Bama)	0	0	0	0	0	0
2020 (Bama)	0	0	0	0	0	0
2021 (Bama)	0	0	0	1	0	0
2022 (Neb)	0	1	1	1	0	0
2023 (OM)	0	0	0	1	0	0
<b>Total</b>	<b>0</b>	<b>1</b>	<b>1</b>	<b>3</b>	<b>0</b>	<b>0</b>
<b>Total at OM</b>	<b>0</b>	<b>0</b>	<b>0</b>	<b>1</b>	<b>0</b>	<b>0</b>
<b>Total at Neb</b>	<b>0</b>	<b>1</b>	<b>1</b>	<b>1</b>	<b>0</b>	<b>0</b>
<b>Total at Bama</b>	<b>0</b>	<b>0</b>	<b>0</b>	<b>1</b>	<b>0</b>	<b>0</b>

### WYNN JR.'S OVERALL CAREER HIGHS

TACKLES: 9, vs. Georgia Southern (9/10/22) - at Nebraska  
SOLO TACKLES: 3, vs. North Dakota (9/3/22) - at Nebraska  
TFL's: 0.5, 2x, MR: vs. Vanderbilt (10/28/23) - at Ole Miss  
SACKS: 0.5, vs. Vanderbilt (10/28/23) - at Ole Miss  
FUMBLE RECOVERIES: 1, vs. North Dakota (9/3/22) - at Nebraska  
PASS BREAKUPS: 1, vs. North Dakota (9/3/22) - at Nebraska

### WYNN JR.'S OLE MISS CAREER HIGHS

TACKLES: 2, 3x, MR: vs. Texas A&M (11/4/23)  
SOLO TACKLES: 1, 3x, MR: at Georgia (11/11/23)  
TFL's: 0.5, vs. Vanderbilt (10/28/23)  
SACKS: 0.5, vs. Vanderbilt (10/28/23)  
QUARTERBACK HURRIES: 1, vs. Mercer (9/2/23)





teja  
**16 YOUNG**

West Palm Beach, Fla. • FAU

5-11 • 195 • TR • Multi-Disciplinary Studies



SR. S

Ole Miss

**2023:** vs. Mercer (9/2/23): Assisted on one tackle in his Ole Miss debut ... at #22 Tulane (9/9/23): Recorded five total tackles (three solo) in 50 total snaps across defense and special teams ... vs. Georgia Tech (9/16/23): Appeared on 33 defensive snaps, making two solo tackles ... at #12 Alabama (9/23/23): Played five snaps on defense and special teams ... vs. #12 LSU (9/30/23): Saw action in 18 total snaps on defense and special teams ... vs. Arkansas (10/7/23): Played on 21 defensive and special teams snaps ... at Auburn (10/21/23): Appeared on special teams snaps ... vs. Vanderbilt (10/28/23): Play on 15 defensive snaps, assisted on one tackle and broke up two passes ... vs. Texas A&M (11/4/23): Had one solo tackle in 15 total snaps across defense and special teams ... at #1 Georgia (11/11/23): Played 17 total snaps across defense and special teams ... vs. ULM (11/18/23): Assisted on one tackle in 27 total snaps across defense and special teams ... at Mississippi State (11/23/23): Assisted on one tackle in 13 special teams snaps ... Transfer who joined the team prior to the start of fall camp ... **FAU:** Saw action in 49 career games for the Owls with 31 career starts at safety ... Recorded 160 total tackles, including 83 solo, in five seasons ... Picked off seven career passes for 222 total yards and 15 pass breakups ... Program's all-time pick-six leader with four in his career ... Helped Owls win the C-USA Championship game over UAB (12/7/19) in first start of collegiate career ... Registered first interception at No. 22 Marshall (10/24/20), finishing with two in shortened 2020 campaign ... Broke out during redshirt junior year, compiling a career high 59 tackles, five pass breakups and three interceptions in 12 starts ... Continued growth in 2022, grabbing two more interceptions, both returned for touchdowns, and six pass breakups ... Named team's co-captain during the preseason camp in 2022 ... Earned honorable mention All-C-USA in 2022 ... Named to PFF's all-conference first team and all-state first team in 2021 ... Earned C-USA honorable mention in 2021 ... Received C-USA honorable mention honors in 2020 ... **HIGH SCHOOL:** Played for Coach Al Shipmen at Palm Beach Lakes High School ... All-Area Honorable Mention and Second Team All-County as a senior after throwing for five touchdowns and rushing for 10 ... Also had a total of six pass breakups and 15 solo tackles ... Previously played at Royal Palm Beach High ... Held offers from Power 5 schools such as Colorado State, Illinois, and Pittsburgh ... **PERSONAL:** Son of Eddie and Keisha Young ... Full name is Teja Keshawn Young ... Born Sept. 8, 1999 ... Multi-disciplinary studies major.

**YOUNG'S CAREER STATISTICS**

—DEFENSE—

Year	G-S	UT	AT	TT	TFL-YDS	Sacks-Yds
2018 (FAU)	5-0	0	3	3	0.0-0	0.0-0
2019 (FAU)	13-2	10	5	15	0.5-1	0.0-0
2020 (FAU)	9-9	18	17	35	0.0-0	0.0-0
2021 (FAU)	12-12	25	34	59	0.5-1	0.0-0
2022 (FAU)	10-8	30	18	48	0.0-0	0.0-0
2023 (OM)	12-0	6	6	12	0.0-0	0.0-0
<b>Total</b>	<b>61-31</b>	<b>89</b>	<b>83</b>	<b>172</b>	<b>1.0-2</b>	<b>0.0-0</b>
<b>Total at OM</b>	<b>12-0</b>	<b>6</b>	<b>6</b>	<b>12</b>	<b>0.0-0</b>	<b>0.0-0</b>
<b>Total at FAU</b>	<b>49-31</b>	<b>83</b>	<b>77</b>	<b>160</b>	<b>1.0-2</b>	<b>0.0-0</b>

Year	FF	FR	PBU	QBH	INT	BLK
2018 (FAU)	0	0	0	0	0	0
2019 (FAU)	0	0	1	1	0	0
2020 (FAU)	1	0	1	1	2	0
2021 (FAU)	1	0	5	1	3	0
2022 (FAU)	1	0	6	0	2	0
2023 (OM)	0	0	2	0	0	0
<b>Total</b>	<b>3</b>	<b>0</b>	<b>15</b>	<b>3</b>	<b>7</b>	<b>0</b>
<b>Total at OM</b>	<b>0</b>	<b>0</b>	<b>2</b>	<b>0</b>	<b>0</b>	<b>0</b>
<b>Total at FAU</b>	<b>3</b>	<b>0</b>	<b>13</b>	<b>3</b>	<b>7</b>	<b>0</b>

**YOUNG'S OVERALL CAREER HIGHS**

TACKLES: 11, 2x, MR: at North Texas (10/1/22) - at FAU  
 TFL's: 0.5, 2x, MR: at Florida (9/4/21) - at FAU  
 PASS BREAKUPS: 2, vs. Vanderbilt (10/28/23) - at Ole Miss  
 INTERCEPTIONS: 1, 7x

**YOUNG'S OLE MISS CAREER HIGHS**

TACKLES: 5, at Tulane (9/9/23)  
 SOLO TACKLES: 3, at Tulane (9/9/23)  
 PASS BREAKUPS: 2, vs. Vanderbilt (10/28/23)

## OLE MISS BOWL HISTORY

Ole Miss has a proud tradition of bowling that dates back to 1935, including what once was a national record of consecutive bowl appearances — from 1957 to 1972. It is a high standard of excellence which present-day Ole Miss football teams continue to strive for.

Ed Walker coached the first Ole Miss bowl team, the high-scoring outfit of 1935 which outplayed, but was nipped by Catholic University, 20-19, in the 1936 Orange Bowl.

The next bowl for the Rebels was for the 1947 squad, a 12-year wait. But from there, with Coach John Howard Vaught at the Ole Miss helm, bowls came and kept coming after the Rebels following each season. Vaught took the Rebs to the ill-fated Delta Bowl in 1948, as the 1947 SEC Champions beat Texas Christian 13-9. Vaught had to wait until 1952 to go bowling again, but from that point forward, the Rebel mentor made post-season games a habit that was hard to break.

All-in-all, the Rebels participated in six Sugar Bowls, two Gators, one Cotton, two Bluebonnets, two Liberties, one Sun and one Peach during that run of 15 straight. Vaught's personal bowl record was 10-8, while Billy Kinard's 1971 Rebels, with a 9-2 record, earned a bid to play Georgia Tech in the Peach Bowl, which produced a 41-18 triumph.

Ole Miss dropped out of the bowl picture after that 1971 Peach Bowl appearance with Georgia Tech. When Billy Brewer became head coach prior to the 1983 season, the Rebels had not been bowling for 12 years. During Brewer's 11 years as head coach, Ole Miss went to five bowls, twice to the Independence, twice to the Liberty, and once to the Gator. Brewer was 3-2 as a coach in bowl games.

The Rebels returned to postseason action in 1997 for the first time since the 1992 Liberty Bowl, and for the first time under Tommy Tuberville, as Ole Miss was invited to the inaugural Ford Motor City Bowl in Pontiac, Mich., where they defeated Marshall 34-31.



The Rebels then followed with what was probably the biggest upset of the 1998 bowl season, as Ole Miss defeated heavily favored Texas Tech, 35-18, in the Sanford Independence Bowl in head coach David Cutcliffe's debut. Ole Miss went 4-1 in the five bowl games it played in under Cutcliffe as head coach, including three victories in the Independence Bowl, and one victory in the Cotton Bowl (2004).

Ole Miss returned to the Cotton Bowl in 2009 and 2010 under Houston Nutt, who led the Rebels to 47-34 and 21-7 victories, respectively.

Under first-year head coach Hugh Freeze, Ole Miss defeated Pittsburgh 38-17 in the BBVA Compass Bowl on Jan. 5, 2013, although the game was later vacated by NCAA ruling. The Rebels set a number of BBVA Compass Bowl records, including most points scored by a team (38). Ole Miss followed that with a 25-17 win over Georgia Tech in the Music City Bowl in Nashville, Tennessee, on Dec. 30, 2013.

The Rebels made consecutive New Year's Six bowl appearances beginning with the Peach Bowl in 2014 and followed up the 2015 season with a record-setting 48-20

win over Oklahoma State in the Sugar Bowl on January 1, 2016. As a unit, the Rebels put up 554 yards of total offense, the most of any Ole Miss team in any bowl game, and also broke the previous record for points in a bowl game.

Ole Miss returned to the postseason in 2020, earning an Outback Bowl bid after a four-year bowl drought. In his first year as head coach, Lane Kiffin led the Rebels to a 4-5 record in nine SEC games during the truncated season. The Rebels earned a date with No. 7 Indiana and didn't disappoint. Ole Miss never trailed and held off a late Hoosier rally in a 26-20 victory to win its first Outback Bowl title.

The Rebels kept the bowl train rolling in 2021-22, mounting a 10-2 regular-season record to earn a Sugar Bowl berth for the 10th time in program history, ultimately falling 21-7 in a defensive slugfest to Baylor.

For the third time in as many seasons under Kiffin, Ole Miss earned a postseason bowl appearance in 2022. Following an 8-4 regular season record, the Rebels were invited to their first-ever Texas Bowl, dropping a 42-25 game to Texas Tech.

## OLE MISS BOWL RESULTS

WON 24, LOST 15 (.615 win pct., third in SEC, tied for eighth-best in nation)#

Date	Bowl	Opponent	Score	Coach	Date	Bowl	Opponent	Score	Coach
1-1-36	Orange	Catholic U.	19-20	Ed Walker	12-28-89	Liberty	Air Force	42-29	Billy Brewer
1-1-48	Delta	TCU	13-9	John H. Vaught	1-1-91	Gator	Michigan	3-35	Billy Brewer
1-1-53	Sugar	Georgia Tech	7-24	John H. Vaught	12-31-92	Liberty	Air Force	13-0	Billy Brewer
1-1-55	Sugar	Navy	0-21	John H. Vaught	12-26-97	Motor City	Marshall	34-31	Tommy Tuberville
1-2-56	Cotton	TCU	14-13	John H. Vaught	12-31-98	Independence	Texas Tech	35-18	David Cutcliffe
1-1-58	Sugar	Texas	39-7	John H. Vaught	12-31-99	Independence	Oklahoma	27-25	David Cutcliffe
12-27-58	Gator	Florida	7-3	John H. Vaught	12-28-00	Music City	West Virginia	38-49	David Cutcliffe
1-1-60	Sugar	LSU	21-0	John H. Vaught	12-27-02	Independence	Nebraska	27-23	David Cutcliffe
1-2-61	Sugar	Rice	14-6	John H. Vaught	1-2-04	Cotton	Oklahoma State	31-28	David Cutcliffe
1-1-62	Cotton	Texas	7-12	John H. Vaught	1-2-09	Cotton	Texas Tech	47-34	Houston Nutt
1-1-63	Sugar	Arkansas	17-13	John H. Vaught	1-2-10	Cotton	Oklahoma State	21-7	Houston Nutt
1-1-64	Sugar	Alabama	7-12	John H. Vaught	1-5-13	^BBVA Compass	Pittsburgh	38-17	Hugh Freeze
12-19-64	Bluebonnet	Tulsa	7-14	John H. Vaught	12-30-13	Music City	Georgia Tech	25-17	Hugh Freeze
12-18-65	Liberty	Auburn	13-7	John H. Vaught	12-31-14	Peach Bowl	TCU	3-42	Hugh Freeze
12-17-66	Bluebonnet	Texas	0-19	John H. Vaught	1-1-16	Sugar Bowl	Oklahoma State	48-20	Hugh Freeze
12-30-67	Sun	Texas-El Paso	7-14	John H. Vaught	1-2-21	Outback Bowl	Indiana	26-20	Lane Kiffin
12-14-68	Liberty	Virginia Tech	34-17	John H. Vaught	1-1-22	Sugar Bowl	Baylor	7-21	Lane Kiffin
1-1-70	Sugar	Arkansas	27-22	John H. Vaught	12-28-22	Texas Bowl	Texas Tech	25-42	Lane Kiffin
1-2-71	Gator	Auburn	28-35	John H. Vaught	12-30-23	Peach Bowl	Penn State	--	Lane Kiffin
12-30-71	Peach	Georgia Tech	41-18	Billy Kinard	^Game vacated due to NCAA ruling				
12-10-83	Independence	Air Force	3-9	Billy Brewer	#Original record: 25-15				
12-20-86	Independence	Texas Tech	20-17	Billy Brewer					



## REBELS' BOWL SERIES RECORDS

Bowl	Gms	W	L	PF	PA
Sugar .....	10	6	4	187	146
Cotton .....	5	4	1	120	94
Independence .....	5	4	1	112	92
Liberty .....	4	4	0	102	53
Gator .....	3	1	2	38	73
Bluebonnet .....	2	0	2	7	33
Music City.....	2	1	1	63	66
Peach.....	3	1	1	43	60
Delta .....	1	1	0	13	9
Motor City .....	1	1	0	34	31
Orange.....	1	0	1	19	20
Outback .....	1	1	0	26	20
Sun.....	1	0	1	7	14
Texas.....	1	0	1	25	42
BBVA Compass ^ .....	1	0	0	38	17
<b>Totals .....</b>	<b>41</b>	<b>24</b>	<b>15</b>	<b>822</b>	<b>728</b>

^ Game vacated due to NCAA ruling

## OUTSTANDING PLAYER AWARDS

### SUGAR BOWL

\*Ray Brown, QB, 1958  
 Bobby Franklin, QB, 1960  
 Jake Gibbs, QB, 1961  
 Glynn Griffing, QB, 1963  
 Archie Manning, QB, 1970  
 Chad Kelly, QB, 2016  
 \* Lone unanimous choice in Sugar Bowl history

### COTTON BOWL

Eagle Day, QB, 1956 - Most Valuable Back  
 Buddy Alliston, LG, 1956 - Most Valuable Lineman  
 Eli Manning, QB, 2004 - Most Valuable Offensive Player  
 Josh Cooper, DE, 2004 - Most Valuable Defensive Player  
 Dexter McCluster, WR, 2009 - Most Valuable Offensive Player  
 Marshay Green, DB, 2009 - Most Valuable Defensive Player  
 Dexter McCluster, RB-WR, 2010 - Most Valuable Offensive Player

### INDEPENDENCE BOWL

Andre Townsend, DT, 1983 - Most Valuable Player, Defense  
 Dwayne Nesmith, 1983 - Scholar Athlete Award  
 Mark Young, QB, 1986 - Most Valuable Player, Offense  
 Jeff Noblin, 1986 - Scholar Athlete Award  
 Kendrick Clancy, DT, 1998 - Most Valuable Player, Defense  
 Romaro Miller, QB, 1998 - Most Valuable Player, Offense  
 Tim Strickland, CB, 1999 - Most Valuable Player, Defense  
 Eli Manning, QB, 2002 - Most Valuable Player, Offense

### LIBERTY BOWL

Charles Hiinton, C, 1965 - Outstanding Offensive Lineman  
 Lee Garner, LLB, 1965 - Outstanding Defensive Lineman  
 Steve Hindman, TB, 1968 - MVP; Outstanding Offensive Back  
 Robert Bailey, M, 1968 - Outstanding Defensive Back  
 Worthy McClure, T, 1968 - Outstanding Offensive Lineman  
 Randy Baldwin, RB, 1989 - MVP; Outstanding Offensive Player  
 Jeff Carter, FS, 1989 - Outstanding Defensive Player  
 Shawn Cobb, LB, 1989 - Outstanding Student-Athlete Award  
 Russ Shows, QB, 1992 - Outstanding Offensive Player  
 Cassius Ware, LB, 1992 - MVP; Outstanding Defensive Player

### GATOR BOWL

Bobby Franklin, QB, 1958 - Most Valuable Player, Winning Team  
 Archie Manning, QB, 1971 - Most Valuable Player, Losing Team  
 Tyrone Ashley, DB, 1991 - Most Valuable Player, Losing Team

### PEACH BOWL

Norris Weese, QB, 1971 - Most Valuable Player, Offense  
 Crowell Armstrong, LB, 1971 - Most Valuable Player, Defense

### BBVA COMPASS BOWL

Bo Wallace, QB, 2013 - Most Valuable Player

### BLUEBONNET BOWL

Mac McClure, LB, DE, 1996 - Outstanding Ole Miss Player

### MOTOR CITY BOWL

Stewart Patridge, QB, 1997 - Most Valuable Player

### MUSIC CITY BOWL

Bo Wallace, QB, 2013 - Most Valuable Player

### OUTBACK BOWL

Matt Corral, QB, 2021 - Most Valuable Player

## BOWL WINNING PCT. (min 25 app.)

1.	Utah (17-8) .....	.680
2.	Georgia (37-21).....	.638
3.	Oklahoma State (21-12) .....	.636
4.	Florida State (29-17).....	.630
5.	Alabama (45-27).....	.625
6.	Penn State (31-19).....	.620
7.	USC (34-21) .....	.618
<b>T8.</b>	<b>OLE MISS (24-15) .....</b>	<b>.615</b>
T8.	Syracuse (16-10) .....	.615
10.	Oklahoma (31-24).....	.564

## BOWL VICTORIES

1.	Alabama .....	45
2.	Georgia .....	37
3.	USC .....	34
T4.	Oklahoma.....	31
T4.	Penn State .....	31
T4.	Texas .....	31
7.	Tennessee .....	30
T8.	Florida State.....	29
T8.	LSU .....	29
T10.	Clemson .....	26
T10.	Nebraska .....	26
T10.	Ohio State .....	26
T13.	Georgia Tech .....	25
T13.	Florida .....	25
<b>T15.</b>	<b>OLE MISS .....</b>	<b>24</b>
T15.	Auburn.....	24

### Other SEC schools:

Texas A&M .....	20
Arkansas .....	17
Mississippi State.....	15
Missouri .....	15
Kentucky .....	12
South Carolina .....	10
Vanderbilt.....	4

## BOWL APPEARANCES

1.	Alabama .....	76
2.	Georgia .....	62
3.	Texas .....	59
4.	Oklahoma.....	57
T5.	USC .....	56
T5.	Tennessee .....	56
T7.	LSU .....	55
T7.	Ohio State .....	55
T9.	Nebraska .....	53
T9.	Penn State .....	53
11.	Michigan .....	51
12.	Clemson .....	50
T13.	Florida .....	49
T13.	Florida State.....	49
15.	Auburn.....	47
16.	Georgia Tech .....	46
17.	Arkansas .....	44
T18.	Texas A&M .....	43
T18.	Miami (FL).....	43
<b>T20.</b>	<b>OLE MISS .....</b>	<b>41</b>
T20.	Notre Dame .....	41
T20.	Texas Tech .....	41
T20.	Washington.....	41

### Other SEC schools:

Missouri .....	36
Mississippi State.....	26
South Carolina .....	25
Kentucky .....	23
Vanderbilt.....	9

## OLE MISS BOWL RECORDS

### TEAM OFFENSE RECORDS

**MOST POINTS:** 48 (vs. Oklahoma State, 2016 Sugar)  
**FEWEST POINTS:** 0 (vs. Navy, 1955 Sugar; vs. Texas, 1966 Bluebonnet)  
**MOST TOUCHDOWNS:** 6 (vs. Texas, 1958 Sugar; vs. Air Force, 1989 Liberty; vs. Texas Tech, 2009 Cotton; vs. Oklahoma State, 2016 Sugar)  
**MOST TOUCHDOWNS PASSING:** 4 (vs. Oklahoma State, 2016 Sugar)  
**MOST FIELD GOALS:** 3 (vs. West Virginia, 2000 Music City)  
**MOST PATs:** 6 (vs. Air Force, 1989 Liberty; vs. Texas Tech, 2009 Cotton, vs. Oklahoma State, 2016 Sugar)  
**MOST FIRST DOWNS:** 30 (vs. Air Force, 1989 Liberty)  
**FEWEST FIRST DOWNS:** 5 (vs. Navy, 1955 Sugar)  
**MOST FIRST DOWNS RUSHING:** 13 (vs. Texas, 1958 Sugar; vs. Air Force, 1989 Liberty)  
**FEWEST FIRST DOWNS RUSHING:** 2 (vs. Texas-El Paso, 1967 Sun; vs. TCU, 2014 Peach)  
**MOST FIRST DOWNS PASSING:** 20 (vs. Texas Tech, 1986 Independence)  
**FEWEST FIRST DOWNS PASSING:** 1 (vs. Navy, 1955 Sugar; vs. Auburn, 1965 Liberty)  
**MOST PLAYS — TOTAL OFFENSE:** 88 (vs. Texas Tech, 1986 Independence; vs. Baylor, 2022 Sugar)  
**FEWEST PLAYS — TOTAL OFFENSE:** 48 (vs. Florida, 1958 Gator)  
**MOST RUSHING PLAYS:** 54 (vs. Baylor, 2022 Sugar)  
**FEWEST RUSHING PLAYS:** 7 (vs. Florida, 1958 Gator)  
**MOST PASSING PLAYS:** 51 (vs. West Virginia, 2000 Music City)  
**FEWEST PASSING PLAYS:** 7 (vs. Florida, 1958 Gator)  
**MOST PASSES COMPLETED:** 31 (vs. Texas Tech, 1986 Independence; vs. Indiana, 2020 Outback)  
**FEWEST PASSES COMPLETED:** 2 (vs. Florida, 1958 Gator)  
**MOST RUSH-PASS YARDS:** 558 (vs. Texas Tech, 2022 Texas)  
**FEWEST RUSH-PASS YARDS:** 109 (vs. Texas-El Paso, 1967 Sun)  
**MOST YARDS RUSHING:** 304 (vs. Texas, 1958 Sugar)  
**FEWEST YARDS RUSHING:** 9 (vs. TCU, 2014 Peach)  
**MOST YARDS PASSING:** 388 (vs. West Virginia, 2000 Music City)  
**FEWEST YARDS PASSING:** 24 (vs. Auburn, 1965 Liberty)  
**MOST PASSES INTERCEPTED BY OLE MISS:** 4 (vs. Navy, 1955 Sugar; vs. Texas, 1958 Sugar; vs. Rice, 1961 Sugar; vs. Texas, 1968 Bluebonnet vs. Oklahoma State, 2010 Cotton)  
**FEWEST PASSES INTERCEPTED BY OLE MISS:** 0 (vs. Air Force, 1983 Independence; vs. Marshall, 1997 Motor City)  
**MOST PENALTIES — YARDS:** 12-93 (vs. West Virginia, 2000 Music City)  
**FEWEST PENALTIES — YARDS:** 2-10 (vs. Rice, 1961 Sugar)  
**MOST FUMBLES — LOST:** +11-6 (vs. Alabama, 1964 Sugar)  
**FEWEST FUMBLES — LOST:** 0-0 (vs. Auburn, 1965 Liberty; vs. Texas, 1966 Bluebonnet; vs. Arkansas, 1970 Sugar; vs. Marshall, 1997 Motor City; vs. Oklahoma State, 2016 Sugar; vs. Baylor, 2022 Sugar)

### TEAM DEFENSE RECORDS

**MOST POINTS:** 49 (by W. Virginia, 2000 Music City)  
**FEWEST POINTS:** 0 (by LSU, 1960 Sugar; by Air Force, 1992 Liberty)  
**MOST TOUCHDOWNS:** 7 (by West Virginia, 2000 Music City)  
**FEWEST TOUCHDOWNS:** 0 (by Florida, 1958 Gator; by LSU, 1960 Sugar; by Alabama, 1964 Sugar; by Air Force, 1983 Independence, by Air Force, 1992 Liberty)  
**MOST TOUCHDOWNS RUSHING:** 3 (by Texas, 1966 Bluebonnet; by Georgia Tech, 1971 Peach; by Oklahoma State, 2004 Cotton; by Texas Tech, 2022 Texas)

**FEWEST TOUCHDOWNS RUSHING:** 0 (by TCU, 1948 Delta; by Florida, 1958 Gator; by LSU, 1960 Sugar; by Arkansas, 1963 Sugar; by Alabama, 1964 Sugar; by Air Force, 1983 Independence; by Air Force, 1992 Liberty; by Oklahoma, 1999 Independence; by Oklahoma State, 2010 Cotton; by Pittsburgh, 2013 BBVA Compass)  
**MOST TOUCHDOWNS PASSING:** 5 (by West Virginia, 2000 Music City)  
**FEWEST TOUCHDOWNS PASSING:** 0 (by TCU, 1948 Delta; by TCU, 1956 Cotton; Texas, 1958 Sugar; by Florida, 1958 Gator; LSU, 1960 Sugar; by Rice, 1961 Sugar; by Alabama, 1964 Sugar; by Auburn, 1965 Liberty; by Texas, 1966 Bluebonnet; by Virginia Tech, 1968 Liberty; by Air Force, 1983 Independence; by Texas Tech, 1986 Independence; by Air Force, 1992 Liberty; by Oklahoma State, 2016 Sugar; by Indiana 2020 Outback)  
**MOST FIELD GOALS:** 4 (by Alabama, 1964 Sugar)  
**MOST PAT:** 7 (by West Virginia, 2000 Music City)  
**FEWEST PAT:** 0 (by Florida, 1958 Gator; by LSU, 1960 Sugar; by Rice, 1961 Sugar; Texas, 1962 Cotton; by Alabama, 1964 Sugar; by Georgia Tech, 1971; Peach; by Air Force, 1983 Independence; Air Force, 1992 Liberty)  
**MOST FIRST DOWNS:** 35 (by Michigan, 1991 Gator)  
**FEWEST FIRST DOWNS:** 6 (by LSU, 1960 Sugar; by Arkansas, 1963 Sugar)  
**MOST PLAYS — TOTAL OFFENSE:** 88 (by Texas Tech, 2022 Texas)  
**FEWEST PLAYS — TOTAL OFFENSE:** 47 (by Arkansas, 1963 Sugar)  
**MOST RUSHING PLAYS:** 63 (by Air Force, 1983 Independence)  
**FEWEST RUSHING PLAYS:** 23 (by Marshall, 1997 Motor City)  
**MOST PASSING PLAYS:** 58 (by Texas Tech, 2009 Cotton)  
**FEWEST PASSING PLAYS:** 5 (by TCU, 1956 Cotton)  
**MOST PASSES COMPLETED:** 39 (by Oklahoma, 1999 Independence)  
**FEWEST PASSES COMPLETED:** 1 (by Virginia Tech, 1968 Liberty)  
**MOST RUSH-PASS YARDS:** 715 (by Michigan, 1991 Gator)  
**FEWEST RUSH-PASS YARDS:** 74 (by LSU, 1960 Sugar)  
**MOST YARDS RUSHING:** 391 (by Michigan, 1991 Gator)  
**FEWEST YARDS RUSHING:** -15 (by LSU, 1960 Sugar)  
**MOST YARDS PASSING:** 390 (by Oklahoma, 1999 Independence)  
**FEWEST YARDS PASSING:** 2 (by Virginia Tech, 1968 Liberty)  
**MOST PASSES INTERCEPTED:** 5 (by Texas, 1962 Cotton)  
**MOST PENALTIES — YARDS:** 12 — 120 (Virginia Tech, 1968 Liberty)  
**FEWEST PENALTIES:** 1 (Navy, 1955 Sugar)  
**FEWEST YARDS PENALIZED:** 2-12 (Air Force, 1989 Liberty)  
**MOST FUMBLES — LOST:** 7-4 (by Texas, 1958 Sugar)  
**FEWEST FUMBLES — LOST:** 0-0 (by Navy, 1955 Sugar; by Arkansas, 1963 Sugar; by Tulsa, 1964 Bluebonnet; by Auburn, 1965 Liberty; by Texas-El Paso, 1967 Sun; by West Virginia, 2000 Music City; by Oklahoma State, 2004 Cotton; by Oklahoma State, 2016 Sugar)

### INDIVIDUAL OFFENSE RECORDS

**Most Plays — Total Offense**

- 62 Mark Young (12 running, 50 passing), vs. Texas Tech, 1986 Independence
- 52 Jaxson Dart (11 running, 41 passing), vs. Texas Tech, 2022 Texas
- 51 Matt Corral (7 running, 44 passing), vs. Indiana, 2021 Outback
- 50 Eli Manning (6 running, 44 passing), vs. Nebraska, 2002 Independence
- 50 Stewart Patridge (3 running, 47 passing), vs. Marshall, 1997 Motor City
- 48 Archie Manning (13 running, 35 passing),

- vs. Arkansas, 1970 Sugar
- 45 Luke Altmeyer (17 rushing, 28 passing) vs. Baylor, 2022 Sugar
- 45 Bo Wallace (13 running, 32 passing), vs. Georgia Tech, 2013 Music City
- 43 Chad Kelly (10 running, 33 passing), vs. Oklahoma State, 2016 Sugar
- 42 John Darnell (9 running, 33 passing), vs. Air Force, 1989 Liberty

### Most Yards — Total Offense

- 427 Jaxson Dart (66 rushing, 361 passing), vs. Texas Tech, 2022 Texas
- 379 Matt Corral (37 running, 342 passing), vs. Indiana, 2021 Outback
- 375 Chad Kelly (73 running, 302 passing), vs. Oklahoma State, 2016 Sugar
- 342 Bo Wallace (86 running, 356 passing), vs. Georgia Tech, 2013 Music City
- 335 Stewart Patridge (3 running, 332 passing), vs. Marshall, 1997 Motor City
- 314 Mark Young (-29 running, 343 passing), vs. Texas Tech, 1986 Independence
- 312 Archie Manning (39 running, 273 passing), vs. Arkansas, 1970 Sugar
- 290 Jevan Snead (-2 running, 292 passing), vs. Texas Tech, 2009 Cotton
- 289 Eli Manning (-24 running, 313 passing) vs. Nebraska, 2002 Independence
- 275 Archie Manning (95 running, 180 passing), vs. Auburn, 1971 Gator

### Most Yards — Rushing

- 184 Dexter McCluster (34 plays), vs. Oklahoma State, 2010 Cotton
- 177 Randy Baldwin (14 plays), vs. Air Force, 1989 Liberty
- 157 Ray Brown (15 plays), vs. Texas, 1958 Sugar
- 133 Tremaine Turner (20 plays) vs. Oklahoma State, 2004 Cotton
- 121 Deuce McAllister (17 plays) vs. Oklahoma, 1999 Independence
- 121 Steve Hindman (15 plays), vs. Virginia Tech, 1968 Liberty
- 119 Greg Ainsworth (28 plays), vs. Georgia Tech, 1971 Peach
- 111 Buford McGee (22 plays), vs. Air Force, 1983 Independence
- 110 John Avery (27 plays), vs. Marshall, 1997 Motor City
- 101 Brandon Bolden (11 plays), vs. Texas Tech, 2009 Cotton vs. TCU, 1956 Cotton

### Most Yards — Passing

- 361 Jaxson Dart vs. Texas Tech, 2022 Texas
- 343 Mark Young vs. Texas Tech, 1986 Independence
- 342 Matt Corral vs. Indiana, 2021 Outback
- 332 Stewart Patridge vs. Marshall, 1997 Motor City
- 313 Eli Manning vs. Nebraska, 2002 Independence
- 302 Chad Kelly vs. Oklahoma State, 2016 Sugar
- 292 Jevan Snead vs. Texas Tech, 2009 Cotton
- 273 Archie Manning vs. Arkansas, 1970 Sugar
- 259 Eli Manning vs. Oklahoma State, 2004 Cotton
- 256 Bo Wallace vs. Georgia Tech, 2013 Music City

### Most Passes Attempted

- 50 Mark Young vs. Texas Tech, 1986 Independence
- 47 Stewart Patridge vs. Marshall, 1997 Motor City
- 44 Matt Corral vs. Indiana, 2021 Outback
- 44 Eli Manning vs. Nebraska, 2002 Independence
- 41 Jaxson Dart vs. Texas Tech, 2022 Texas
- 35 Archie Manning vs. Arkansas, 1970 Sugar

## OLE MISS BOWL RECORDS

- 33 Chad Kelly vs. Oklahoma State, 2016 Sugar
- 33 John Darnell vs. Air Force, 1989 Liberty
- 32 Bo Wallace vs. Pittsburgh, 2013 BBVA Compass
- 32 Bo Wallace vs. Georgia Tech, 2013 Music City

### Most Passes Completed

- 31 Mark Young (31x50), vs. Texas Tech, 1986 Independence
- 30 Matt Corral (30x44), vs. Indiana, 2021 Outback
- 29 Stewart Patridge (29x47), vs. Marshall, 1997 Motor City
- 25 Jaxson Dart (25x41), vs. Texas Tech, 2022 Texas
- 25 Eli Manning (25x44), vs. Nebraska, 2002 Independence
- 22 Bo Wallace (22x32), vs. Georgia Tech, 2013 Music City
- 22 Bo Wallace (22x32), vs. Pittsburgh, 2013 BBVA Compass
- 22 Eli Manning (22x31), vs. Oklahoma State, 2004 Cotton
- 21 Chad Kelly (21x33), vs. Oklahoma State, 2016 Sugar
- 21 Archie Manning (21x35), vs. Arkansas, 1970 Sugar

### Most Passes Caught

- 9 Dontario Drummond (104 yds) vs. Baylor, 2022 Sugar
- 9 Jim Poole (111 yards), vs. Auburn, 1971 Gator
- 9 Mike Dennis (114 yards), vs. Tulsa, 1964 Bluebonnet
- 8 Malik Heath (137 yards), vs. Texas Tech, 2022 Texas
- 8 Chris Collins (75 yards), vs. Oklahoma State, 2004 Cotton
- 8 J. R. Ambrose (102 yards), vs. Texas Tech, 1986 Independence
- 7 Shay Hodge (112 yards) vs. Oklahoma State,

- 2010 Cotton
- 7 Cory Peterson (66 yards), vs. Marshall, 1997 Motor City
- 7 Floyd Franks (78 yards), vs. Auburn, 1971 Gator
- 7 Jim Poole (72 yards), vs. Arkansas, 1970 Sugar

### Scoring Leaders

- 18 Laquon Treadwell, vs. Oklahoma State 2016 Sugar (3 TD)
- 18 Deuce McAllister, vs. Texas Tech, 1998 Independence (3 TD)
- 12 Gary Wunderlich, vs. Oklahoma State, 2016 Sugar (2 FG, 6x6 EP)
- 12 Bo Wallace, vs. Georgia Tech 2013 Music City (2 TD)
- 12 Dexter McCluster vs. Oklahoma State, 2010 Cotton (2 TD)
- 12 Gerald Harris, vs. Texas Tech, 2009 Cotton (2 TD)
- 12 Toward Sanford, vs. Nebraska, 2002 Independence (2 TD)
- 12 Deuce McAllister, vs. Oklahoma, 1999 Independence (2 TD)
- 12 Randy Baldwin, vs. Air Force, 1989 Liberty (2 TD)
- 12 Jim Porter, vs. Georgia Tech, 1971 Peach (2 TD)
- 12 Jake Gibbs, vs. Rice, 1961 Sugar (2 TD)
- 12 Ray Brown, vs. Texas, 1958 Sugar (2 TD)
- 12 Les Binkley, vs. W. Virginia, 2000 Music City (3 FG, 3x3 EP)

### Most Scoring Passes

- 4 +Chad Kelly vs. Oklahoma State, 2016 Sugar
- 3 Bo Wallace vs. Pittsburgh, 2013 BBVA Compass

- 3 Jevan Snead, vs. Texas Tech, 2009 Cotton
- 3 Eli Manning, vs. Oklahoma State, 2004 Cotton
- 3 Eli Manning, vs. W. Virginia, 2000 Music City
- 3 Romaro Miller, vs. Texas Tech, 1998 Independence
- 3 Stewart Patridge, vs. Marshall, 1997 Motor City
- 2 Jaxson Dart, vs. Texas Tech, 2022 Texas
- 2 Romaro Miller, vs. Oklahoma, 1999 Independence
- 2 Archie Manning, vs. Virginia Tech, 1968 Liberty
- 2 Bobby Franklin, vs. LSU, 1960 Sugar
- 2 Charlie Conerly, vs. TCU, 1948 Delta

### Most Passes Intercepted By

- 3 Jaxson Dart, vs. Texas Tech, 2022 Texas
- 3 Bo Wallace vs. TCU, 2014 Peach
- 3 Jevan Snead vs. Oklahoma State, 2010 Cotton
- 3 Tommy Luke, vs. Texas, 1966 Bluebonnet
- 3 Ray Brown, vs. Texas, 1958 Sugar

### Punting Leaders

- 48.3 Mac Brown (3 punts), vs. Indiana, 2021 Outback
- 48.2 Tyler Campbell (4 punts), vs. Oklahoma State, 2010 Cotton
- 47.6 Mac Brown (5 punts) vs. Baylor, 2022 Sugar
- 47.5 Gary Wunderlich (2 punts), vs. Oklahoma State, 2016 Sugar
- 47.3 Larry Northam (6 punts), vs. Auburn, 1971 Gator
- 45.5 Bill Smith (6 punts), vs. Texas Tech, 1986 Independence
- 44.0 Will Gleeson (2 punts), vs. Oklahoma State 2016 Sugar
- 44.0 Frank Lambert (4 punts), vs. Alabama, 1964 Sugar

+ Sugar Bowl Record



Jaxson Dart set Ole Miss bowl records in both total offense (427) and passing yards (361) against Texas Tech in the 2022 Texas Bowl.

**BOWL RECORDS HELD BY OLE MISS**

**BIRMINGHAM BOWL**

**Longest run from scrimmage:** 62, l'Tavius Mathers (Ole Miss vs. Pittsburgh, 2013)  
**Longest TD run from scrimmage:** 62, l'Tavius Mathers (Ole Miss vs. Pittsburgh, 2013)

**BLUEBONNET BOWL**

**Most passes had intercepted, one team:** 4 (Ole Miss vs. Texas, 1966)  
**Most interception return yards, two teams:** 94 (Texas-54, Ole Miss-40, 1966)  
**Most passes intercepted, two teams:** 8 (Texas-4, Ole Miss-4, 1966)  
**Fewest punt return yards, two teams:** 0 (Texas vs. Ole Miss, 1966)  
**Fewest punt returns, two teams:** 0 (Texas vs. Ole Miss, 1966)  
**Fewest fumbles, one team:** 0 (Texas vs. Ole Miss, 1966)  
**Fewest fumbles lost, two teams:** 0 (Tulsa vs. Ole Miss, 1964)  
**Fewest points, one team:** 0 (Texas vs. Ole Miss, 1966)  
**Fewest TD one team:** 0 (Texas vs. Ole Miss, 1966)  
**Fewest conversions, one team:** 0 (Texas vs. Ole Miss, 1966)  
**Most pass interceptions:** 3, Tommy Luke (Texas vs. Ole Miss, 1966)

**COTTON BOWL**

**Best interception percentage:** 40%, picked off 2-of-5 passes (TCU vs. Ole Miss, 1956)  
**Most touchdowns passing in first half:** 3, Jevan Snead (Ole Miss vs. Texas Tech, 2009)\*  
**Most rushing attempts:** 34, Dexter McCluster (Ole Miss vs. Oklahoma State, 2010)  
**Most offensive plays:** 39, Dexter McCluster (Ole Miss vs. Oklahoma State, 2010)  
**Most punt return yards:** 106, Marshay Green (Ole Miss vs. Oklahoma State, 2010)  
**Highest punt return average:** 28.5, Marshay Green (Ole Miss vs. Oklahoma State, 2010)  
**Most passing yards, career:** 460, Jevan Snead (Ole Miss vs. Texas Tech, 2009; Oklahoma State, 2010)  
**Most PATs, career:** 9, Joshua Shene (Ole Miss vs. Texas Tech, 2009; Oklahoma State, 2010)  
**Most offensive plays, career:** 59, Dexter McCluster (Ole Miss vs. Texas Tech, 2009; Oklahoma State, 2010)

**INDEPENDENCE BOWL**

**Most yards passing, two teams:** 592 (Ole Miss vs. Oklahoma, 1999)  
**Most passes attempted, two teams:** 90 (Ole Miss vs. Texas Tech, 1986)  
**Most passes completed, two teams:** 57 (Ole Miss vs. Oklahoma, 1999)  
**Most touchdown passes, team:** 3 (Ole Miss vs. Texas Tech, 1998)\*  
**Most touchdown passes, individual:** 3, Romaro Miller (Ole Miss vs. Texas Tech, 1998)\*  
**Most first downs passing:** 20 (Ole Miss vs. Texas Tech, 1986)  
**Most passes intercepted, individual:** 2, Anthony Magee (Ole Miss vs. Texas Tech, 1998)\*  
**Longest run from scrimmage:** 80, Deuce McAllister (Ole Miss vs. Oklahoma, 1999)  
**Longest TD run from scrimmage:** 80, Deuce McAllister (Ole Miss vs. Oklahoma, 1999)

**LIBERTY BOWL**

**Most first downs:** 30 [13 rushing, 17 passing] (Ole Miss vs. Air Force, 1989)  
**Most touchdowns, game:** 6, (Ole Miss vs. Air Force, 1989)  
**Least first downs passing:** 0 (Auburn vs. Ole Miss, 1965; Virginia Tech vs. Ole Miss, 1968)  
**Least times fumbled:** 0 (Auburn vs. Ole Miss, 1965)\*  
**Fumbles lost:** 0 (Auburn vs. Ole Miss, 1965)\*

**MOTOR CITY BOWL**

**Fewest passes intercepted:** 0 (Ole Miss vs. Marshall, 1997)\*  
**Fewest fumbles:** 0 (Ole Miss vs. Marshall, 1997)\*  
**Fewest fumbles lost:** 0 (Ole Miss vs. Marshall, 1997)\*  
**Most punts returned, team:** 5 (Ole Miss vs. Marshall, 1997)\*

**MUSIC CITY BOWL**

**Most points allowed:** 49 (Ole Miss vs. West Virginia, 2000)

**ORANGE BOWL**

**Fewest passing attempts:** 3 (Catholic vs. Ole Miss, 1936)\*


**SUGAR BOWL**

**Most points in first half:** 34 (Ole Miss vs. Oklahoma State, 2016)\*  
**Most TD passes:** 4, Chad Kelly (Ole Miss vs. Oklahoma State, 2016)\*  
**Most TD receptions:** 3, Laquon Treadwell (Ole Miss vs. Oklahoma State, 2016)\*  
**Most fumbles, two teams:** 17 (Alabama-6, Ole Miss-11, 1964)  
**Most fumbles, team:** 11 (Ole Miss vs. Alabama, 1964)  
**Most fumbles lost:** 6 (Alabama vs. Ole Miss, 1964)  
**Longest run from scrimmage:** 92, Raymond Brown (Ole Miss vs. Texas, 1958)  
**Longest TD run from scrimmage:** 92, Raymond Brown (Ole Miss vs. Texas, 1958)

**PEACH BOWL**

**Most points scored in one quarter:** 28, second quarter (Georgia Tech vs. Ole Miss, 1971)\*

\* — *Ties record*



**1936  
ORANGE  
BOWL**

Catholic University 20  
Ole Miss 19



Ray Hapes

In its inaugural bowl game, Ole Miss fell 20-19 to an opportunistic Catholic University squad from Washington, D.C., which at the time ranked as an Eastern power.

The Rebels held a 15-7 advantage in first downs and out-gained the Cardinal 265-172. However, Ole Miss was unable to overcome deficits of 13-0 and 19-7.

Catholic took a 7-0 lead after converting one of four Ole Miss picks on the day into a 51-yard scoring drive, capped by Bill Adamaitis' two-yard touchdown run.

The Cardinal increased its lead to 13-0 in the second quarter when Adamaitis connected with Speck Foley on a 48-yard touchdown pass.

Ole Miss would pull to within seven at 13-6 before halftime when Ned Peters ran 67 yards for a score.

The Rebels would hold Catholic without a first down in the second half; however, the Cardinal went up 20-7 by scoring a touchdown off a blocked punt.

Ole Miss would get two fourth-quarter scores for the 20-19 final. Dave Bernard scored on a one-yard run to make it 20-12 after the PAT attempt failed, and Herb Baumstein found Buster Poole for a 24-yard touchdown pass.

OLE MISS	0	6	0	13	—	19
CATHOLIC	7	6	7	0	—	20

SCORING

- CU — Adamaitis 2 run (Mulligan PAT)
- CU — Foley 48 pass from Adamaitis (PAT missed)
- OM — Peters 67 run (PAT missed)
- CU — Rydzewski blocked punt (Makofskie PAT)
- OM — Bernard 1 run (PAT missed)
- OM — Poole 24 pass from Baumsten (Richardson PAT)

ATTENDANCE — 6,568

TEAM STATISTICS

	OM	CU
First Downs	15	7
Rushing (Net)	212	124
Passing (Net)	53	48
Total Offense	265	172
Passing C-A-I	3-12-4	1-3-2
Punts-Avg.	11-38	13-41
Fumbles-Lost	3-2	1-1
Penalties-Yards	10	30

INDIVIDUAL LEADERS

- Rushing  
OM — Peters 11-89; Rogers 16-50; Hapes 9-46  
CU — Makofeke 12-46; Carroll 12-45
- Passing  
OM — Baumsten 3-12-4 53 (TD)  
CU — Adamaistis 1-3-2 48 (TD)
- Receiving  
OM — Poole 1-24 (TD)  
CU — Foley 1-48 (TD)



Jake Gibbs ran for two TDs in the Rebels' 14-6 Sugar Bowl win over Rice in 1961 to claim Ole Miss' second straight national championship.



## 1948 DELTA BOWL

Ole Miss 13  
TCU 9



Dixie Howell

Ole Miss recorded its first bowl victory with a 13-9 win over TCU in front of 28,120 at Memphis' Crump Stadium in the 1948 Delta Bowl.

Charlie Conerly passed for two fourth-quarter scores to rally the Rebels from a 9-0 deficit in his final game in an Ole Miss uniform.

Conerly's first touchdown pass was a 26-yarder to Joe Johnson to cut the Horned Frog's lead to 9-6.

After a Bobby Wilson interception, Conerly hit Johnson for 52 yards to the TCU 13. Conerly then found Dixie Howell from 13 yards for a touchdown. Bobby Oswald, who missed on his earlier PAT attempt, was accurate his second time around to make it 13-9.

Red Buchanan then sealed the win with an interception at midfield to snuff out any TCU comeback attempt.

OLE MISS	0	0	0	13	—	13
TCU	0	9	0	0	—	9

- SCORING
- TCU — Berry 28 interception return (Pitcock PAT)
  - TCU — Blocked punt out of end zone
  - OM — Johnson 26 pass from Conerly (PAT missed)
  - OM — Howell 13 pass from Conerly (Oswalt PAT)

ATTENDANCE — 28,120

TEAM STATISTICS

	OM	TCU
First Downs	16	16
Rushing (Net)	111	135
Passing (Net)	187	54
Total offense	298	189
Passing C-A-I	12-30-2	6-11-2
Punts-Avg.	4-32.8	5-42.6
Fumbles-Lost	1-1	4-2
Penalties-Yards	8-40	4-40

INDIVIDUAL LEADERS

- Rushing
- OM — Salmon 5-42; Jenkins 6-25
  - TCU — Stout 14-69
- Passing
- OM — Conerly 12-28-1 (2 TD); Wilson 0-2-1
  - TCU — Berry 3-5-1 32; Stout 2-4-0 16
- Receiving
- OM — Johnson 3-79 (TD)
  - TCU — Bailey 3-22



## 1953 SUGAR BOWL

Georgia Tech 24  
Ole Miss 7



Jimmy Lear

In its first of eight Sugar Bowl appearances, seventh-ranked Ole Miss dropped a 24-7 decision to No. 2 Georgia Tech.

The Rebels, who brought an 8-0-2 mark into the contest, struck early. Wissy Dillard's four-yard touchdown run and Jimmy Lear's PAT gave Ole Miss a 7-0 lead 3:45 into the game.

The Engineers would provide all the scoring the rest of the day.

Georgia Tech got a touchdown and a field goal to take a 10-7 lead into intermission and then added a pair of touchdowns in the second half.

Georgia Tech would finish the year 12-0, and through the Sugar Bowl, had not been beaten in 25 starts.

Statistically, the game was even. Georgia Tech held a slight 16-15 advantage in first downs and a 295-287 edge in total offense. However, the Rebels were plagued by six turnovers.

OLE MISS	7	0	0	0	—	7
GEORGIA TECH	0	10	7	7	—	24

- SCORING
- OM — Dillard 4 run (Lear PAT)
  - GT — Brigman 1 run (Rodgers PAT)
  - GT — Rodgers 25 FG
  - GT — Hardeman 6 run (Rodgers PAT)
  - GT — Knox 26 pass from Rodgers (Rodgers PAT)

ATTENDANCE — 80,205

TEAM STATISTICS

	OM	GT
First Downs	15	16
Rushing (Net)	137	194
Passing (Net)	150	101
Total offense	287	295
Passing C-A-I	11-23-3	10-18-1
Punts-Avg.	7-35.4	6-41.8
Fumbles-Lost	5-3	5-2
Penalties	6-60	5-42

INDIVIDUAL LEADERS

- Rushing
- OM — Dillard 17-39 (TD); Westerman 7-36; Lofton 11-24
  - GT — Hardeman 14-76 (TD); Turner 20-56; Teas 11-47
- Passing
- OM — Lear 8-19-3 122
  - GT — Brigman 5-7-1 39; Rodgers 4-9-0 55 (TD)
- Receiving
- OM — Dillard 2-16; Westerman 2-23; Bridges 2-25; Slay 1-45
  - GT — Hardeman 2-24; Marks 2-14; Teas 2-12



## 1955 SUGAR BOWL

Navy 21  
Ole Miss 0



George Harris

Navy shutdown an explosive Ole Miss offense en route to posting a 21-0 victory over the SEC Champion Rebels in front of 83,000 at the 1955 Sugar Bowl.

Ole Miss entered the game having outscored its opponents 283-47. However, the Midshipmen would outgain the Rebels 442-121, including holding a 295-78 advantage on the ground.

Navy took the opening kickoff and marched 70 yards for a three-yard touchdown run by Joe Gattuso to take a 7-0 lead. The Midshipmen would carry the seven-point lead into halftime.

Navy would also score on its first possession of the second half, taking the kickoff and marching 86 yards. John Weaver's 16-yard touchdown pass from George Welsh capped the 11-play drive and extended the lead to 14-0.

Gattuso would complete the scoring with his second touchdown, a one-yard run in the third quarter.

OLE MISS	0	0	0	0	—	0
NAVY	7	0	14	0	—	21

- SCORING
- N — Gattuso 3 run (Weaver PAT)
  - N — Weaver 16 pass from Welsh (Weaver PAT)
  - N — Gattuso 1 run (Weaver PAT)

ATTENDANCE — 83,000

TEAM STATISTICS

	OM	N
First Downs	5	20
Rushing (Net)	78	295
Passing (Net)	43	147
Total Offense	121	442
Passing C-A-I	5-18-0	12-28-4
Punts-Avg.	9-36.1	4-33.8
Fumbles-Lost	2-1	1-0
Penalties-Yards	6-50	1-15

INDIVIDUAL LEADERS

- Rushing
- OM — Cothren 7-24
  - N — Gattuso 16-111 (2 TD); Weaver 16-106.
- Passing
- OM — Day 2-9-0 16; Patton 3-6-0 27
  - N — Welsh 8-14 76 (TD); Echard 3-10-2 40
- Receiving
- OM — Muirhead 2-16
  - N — Weaver 3-39 (TD); Beagle 3-19



## 1956 COTTON BOWL

Ole Miss 14  
TCU 13



Eagle Day

Quarterback Eagle Day led Ole Miss to its first major bowl win with a 14-13 victory over TCU in the 1956 Cotton Bowl.

Jim Swink staked the Horned Frogs to a 13-0 lead with touchdown runs of one and 39 yards.

Day got the Rebels going with a four-play, 66-yard scoring drive that resulted in Paige Cothren's three-yard TD run to make it 13-7 at halftime.

After a scoreless third quarter, Day would engineer another 66-yard scoring match. A 13-yard pass from Day to Cothren on fourth down moved the ball to the Horned Frog 32. Two plays later, Day sprinted 25 yards to the five. Billy Lott then broke around right end for a five-yard touchdown and Cothren's PAT gave the Rebels a 14-13 lead with 4:22 remaining.

Eddie Crawford thwarted any comeback attempt by TCU with an interception. Day would then manage to run out the clock to secure the victory for Ole Miss.

OLE MISS	0	7	0	7	—	14
TCU	7	6	0	0	—	13

SCORING

- TCU — Swink 1 run (Pollard PAT)
- TCU — Swink 39 run (PAT missed)
- OM — Cothren 3 run (Cothren PAT)
- OM — Lott 5 run (Cothren PAT)

ATTENDANCE — 75,504

TEAM STATISTICS

	OM	TCU
First Downs	12	11
Rushing (Net)	92	233
Passing (Net)	137	20
Total Offense	229	253
Passing C-A-I	10-21-0	2-5-2
Punts-Avg.	6-42.7	5-28.8
Fumbles-Lost	1-1	2-1
Penalties-Yards	6-80	8-80

INDIVIDUAL LEADERS

- Rushing
  - OM — Cothren 12-79 (TD)
  - TCU — Swink 19-107 (2 TD); Taylor 10-76
- Passing
  - OM — Day 10-21-0 137
  - TCU — Finney 1-3-2 7; Wineburg 1-1-0 7
- Receiving
  - OM — Kinard 6-83; Blair 7-28; Cothren 2-19; Bekes 1-7
  - TCU — Williams 1-13; Nickel 1-7



## 1958 SUGAR BOWL

Ole Miss 39  
Texas 7



Ray Brown

John Vaught's Ole Miss squad captured its first Sugar Bowl Championship in three attempts by trouncing the Texas Longhorns of the Southwest Conference, 39-7 in front of 77,484 on New Year's Day in New Orleans.

All-SEC quarterback Ray Brown rushed for 157 yards and two scores, including a 92-yarder in the fourth quarter, to earn the game's Outstanding Player Award.

Sophomore quarterback Bobby Ray Franklin added 64 yards rushing in nine carries and a touchdown, as the Rebels rushed for a total of 304 yards.

Ole Miss limited Texas to 206 yards of total offense and forced eight turnovers in the win.

OLE MISS	6	13	7	13	—	39
TEXAS	0	0	0	7	—	7

SCORING

- OM — Brown 1 run (PAT missed)
- OM — Williams 3 pass from Brown (Khayat PAT)
- OM — Lovelace 9 run (Khayat PAT)
- OM — Franklin 3 run (Khayat PAT)
- UT — Blanch 1 run (Lackey PAT)
- OM — Brown 92 run (Khayat PAT)
- OM — Taylor 12 pass from Brewer (PAT missed)

ATTENDANCE — 77,484

TEAM STATISTICS

	OM	UT
First Downs	18	13
Rushing (Net)	304	192
Passing (Net)	71	14
Total Offense	375	206
Passing C-A-I	7-16-0	2-11-4
Punts-Avg.	7-34.7	5-38.2
Fumbles-Lost	5-2	7-4
Penalties-Yards	9-95	6-30

INDIVIDUAL LEADERS

- Rushing
  - OM — Brown 15-157 (2 TD); Franklin 9-64 (TD)
  - UT — Blanch 11-58 (TD); Allen 8-43; Fondren 8-39; Welch 4-36
- Passing
  - OM — Brown 3-8-0 24 (TD); Franklin 2-6-0 22; Brewer 2-2-0 25 (TD)
  - UT — Lackey 2-5-2 14
- Receiving
  - OM — Williams 2-15 (1 TD); Taylor 2-20 (TD)
  - UT — Ramirez 1-3; Smith 1-11



## 1958 GATOR BOWL

Ole Miss 7  
Florida 3



Richard Price

Jim Anderson's one-yard touchdown run in the first quarter proved to be enough as Ole Miss knocked off Florida 7-3 on an overcast day in the 1958 Gator Bowl.

The Rebels took the game's opening kickoff and marched 70 yards for the game's only touchdown.

Florida would take the ensuing kickoff and score on Billy Booker's 27-yard field goal to make it 7-3

with 7:44 left in the first quarter. Neither team would score the rest of the game.

The Gators had two opportunities to take the lead in the fourth quarter.

A surprise quick kick by Florida's Bobby Joe Green traveled 76 yards to just outside the Rebel 10 to start the final period. Milton Crain, looking for someone to block, stumbled over the ball, and Dave Hudson covered for the Gators. Florida would move to the two, but Richard Price stuffed a fourth-and-goal attempt for the Gators.

After a short punt, the Gators took over at the Rebel 26 and advanced to the 15 before Bill Churchwell forced and recovered a fumble.

The two teams would then exchange punts, however, Jimmy Dunn bobbed a Rebel punt at the Florida 48 and Ole Miss recovered. The Rebels then ran out the final 3:10 of the game.

OLE MISS	7	0	0	0	—	7
FLORIDA	3	0	0	0	—	3

SCORING

- OM — Anderson 1 run (Khayat PAT)
- UF — Booker 27 FG

ATTENDANCE — 41,312

TEAM STATISTICS

	OM	UF
First Downs	9	12
Rushing (Net)	155	157
Passing (Net)	27	58
Total Offense	182	215
Passing C-A-I	2-7-0	5-11-1
Punts-Avg.	10-34.4	7-44.1
Fumbles-Lost	5-2	5-3
Penalties-Yards	2-10	3-25

INDIVIDUAL LEADERS

- Rushing
  - OM — Anderson 9-62 (TD); Lovelace 7-28
  - UF — Newbern 5-59; Milby 10-35
- Passing
  - OM — Franklin 2-7-0 27
  - UF — Dunn 5-11-1 58
- Receiving
  - OM — Grantham 1-15; Daniels 1-12
  - UF — Hudson 3-32





## 1960 SUGAR BOWL

Ole Miss 21  
LSU 0



Bobby Franklin

A little over two months after Billy Cannon's famous 89-yard punt return on Halloween night lifted LSU to a 7-3 win over Ole Miss in Baton Rouge, the second-ranked Rebels and third-ranked Tigers were rematched in the 1960 Sugar Bowl.

This time, Ole Miss made sure there would be no heroics from Cannon. The Rebel defense limited the 1959 Heisman Trophy winner to

eight yards on six carries. The Tigers managed just 74 yards total on the night and were a -15 in the rushing department.

Ole Miss, led by Bobby Franklin's two touchdown passes, totaled 363 yards of offense and rolled to a 21-0 victory.

Franklin finished 10-of-15 passing for 148 yards and had touchdown passes of 18 yards to Larry Grantham and nine yards to George Blair in the second half. He would garner the game's Outstanding Player honor.

Ole Miss would finish the year 10-1 and was recognized as national champions by the Berryman, Billingsley, Dunkel and Sagarin ratings.

The 1959 squad would also go on to earn "Team of the Decade" honors within the SEC by the Associated Press.

OLE MISS	0	7	7	7	—	21
LSU	0	0	0	0	—	0

### SCORING

- OM — Woodruff 43 pass from Gibbs (Franklin PAT)
- OM — Grantham 18 pass from Franklin (Khayat PAT)
- OM — Blair 9 pass from Franklin (Khayat PAT)

ATTENDANCE — 81,500

### TEAM STATISTICS

	OM	LSU
First Downs	19	6
Rushing (Net)	140	-15
Passing (Net)	223	89
Total Offense	363	74
Passing C-A-I	15-27-2	9-25-2
Punts-Avg.	6-37.5	12-34.3
Fumbles-Lost	4-2	2-0
Penalties-Yards	7-65	4-30

### INDIVIDUAL LEADERS

- Rushing  
OM — Flowers 19-60; Blair 8-26  
LSU — Cannon 6-8
- Passing  
OM — Franklin 10-15-1 148 (2 TD); Gibbs 4-10-1 65 (TD)  
LSU — Rabb 4-15-0 36
- Receiving  
OM — Flowers 4-64  
LSU — Cannon 3-39; McClain 3-31



## 1961 SUGAR BOWL

Ole Miss 14  
Rice 6



Jim Anderson

Ole Miss completed its 1960 National Championship season with a 14-6 win over Rice in the 1961 Sugar Bowl. With the win, the Rebels finished the year 10-0-1, with the only blemish coming in the fashion of a 6-6 tie with LSU in October.

Jake Gibbs scored both of Ole Miss' touchdowns with runs of eight and three yards. Gibbs' eight-yard scamper gave the Rebels a 7-0 lead

in the first quarter.

The Owls used an 18-play, 77-yard scoring drive to make it 7-6 in the third. Butch Blaine completed the march with a two-yard run around the right end on fourth down. However, the PAT attempt failed, leaving the Rebels clinging to a one-point lead.

Ole Miss iced the game in the fourth quarter behind the running of Jim Anderson. Anderson's running helped set up Gibbs' three-yard score with 5:16 left.

Anderson finished the game with 59 yards rushing on 15 carries.

Following the game, Ole Miss was awarded the national title by the Football Writer's Association, and became the first SEC team to win the Grantland Rice Award.

OLE MISS	7	0	0	7	—	14
RICE	0	0	6	0	—	6

### SCORING

- OM — Gibbs 8 run (Green PAT)
- RU — Blume 2 run (PAT missed)
- OM — Gibbs 3 run (Green PAT)

ATTENDANCE — 82,851

### TEAM STATISTICS

	OM	RU
First Downs	13	19
Rushing (Net)	143	103
Passing (Net)	43	178
Total Offense	186	281
Passing C-A-I	5-15-0	14-28-4
Punts-Avg.	5-41.6	3-34.0
Fumbles-lost	1-1	2-0
Penalties-Yards	2-10	6-30

### INDIVIDUAL LEADERS

- Rushing  
OM — Anderson 15-59; Doty 4-25; Crespino 2-25  
RU — Blume 7-54 (TD)
- Passing  
OM — Gibbs 5-15-0 43  
RU — Cox 11-20-1 143; Kerbow 3-7-2 35
- Receiving  
OM — Blair 2-18; Crespino 2-21  
RU — Webb 3-31



## 1962 COTTON BOWL

Texas 12  
Ole Miss 7



Reed Davis

Playing without All-America full-back Billy Ray Adams, Ole Miss became a 12-7 upset victim to Texas in the 1962 Cotton Bowl.

Adams was injured in a car accident two days after the Rebels' 37-7 win over Mississippi State in November, after returning from Jackson to attend a touchdown club meeting.

Ole Miss came into the contest sporting a 9-1 record and having

outscored its opponents 326-40. However, without Adams, the Longhorns made sure the Rebels didn't do damage through the air with All-America quarterback Glynn Griffing.

The Rebels held a 319-183 advantage in total offense, but couldn't overcome six turnovers, including five interceptions.

Griffing was 12-of-29 for 163 yards with three interceptions and a touchdown. Doug Elmore was intercepted twice in eight pass attempts.

Ole Miss' only points of the day came in the third quarter when Reed Davis scored on a 20-yard touchdown pass from Griffing to make it 12-7.

OLE MISS	0	0	7	0	—	7
TEXAS	6	6	0	0	—	12

### SCORING

- UT — Saxton 1 run (PAT missed)
- UT — Collins 16 pass from Cotton (PAT missed)
- OM — Davis 20 pass from Griffing (Sullivan PAT)

ATTENDANCE — 75,000

### TEAM STATISTICS

	OM	UT
First Downs	17	12
Rushing (Net)	127	123
Passing (Net)	192	60
Total Offense	319	183
Passing C-A-I	15-37-5	6-13-3
Punts-Avg.	4-32.5	5-40.2
Fumbles-Lost	1-1	2-1
Penalties-Yards	4-30	3-35


### INDIVIDUAL LEADERS

- Rushing  
OM — Griffing 10-45; Doty 5-29  
UT — Poag 11-54; Cotton 11-25
- Passing  
OM — Griffing 12-29-3 163 (TD); Elmore 3-8-2 29  
UT — Cotton 6-13-3 60 (TD)
- Receiving  
OM — Guy 4-43; Doty 4-41; Holloway 3-30  
UT — Saxton 3-18; Collins 2-30 (TD)



## 1963 SUGAR BOWL

Ole Miss 17  
Arkansas 13



Louis Guy

Ole Miss completed a perfect 10-0 season with a 17-13 victory over Arkansas in the 1963 Sugar Bowl.

Quarterback Glynn Griffing was a near unanimous selection for the game's Most Valuable Player Award. He connected on 14-of-23 passes for 242 yards with one touchdown and one interception to break Davey O'Brien's 24-year-old Sugar Bowl passing yards record.

As effective as Griffing was through the air, it was his one-yard touchdown run in the third quarter that broke a 10-10 tie and put the Rebels up for good.

The Razorbacks could only answer with a 22-yard field goal from Tom McKnelly with 1:33 left in the third quarter.

Griffing's 33-yard touchdown pass to Louis Guy gave Ole Miss a 10-3 lead heading into the intermission.

OLE MISS	0	10	7	0	—	17
ARKANSAS	0	3	10	0	—	13

### SCORING

- OM — Irwin 30 FG
- UA — McKnelly 30 FG
- OM — Guy 33 pass from Griffing (Irwin PAT)
- UA — Branch 5 pass from Moore (McKnelly PAT)
- OM — Griffing 1 run (Irwin PAT)
- UA — McKnelly 22 FG

ATTENDANCE — 82,900

### TEAM STATISTICS

	OM	UA
First Downs	22	7
Rushing (Net)	160	47
Passing (Net)	269	123
Total Offense	429	170
Passing C-A-I	18-28-1	6-18-2
Punts-Avg.	2-36.0	4-38.3
Fumbles-Lost	2-1	2-0
Penalties-Yards	4-40	2-13

### INDIVIDUAL LEADERS

- Rushing**
- OM — Jennings 9-39; Weatherly 9-36
- UA — Branch 7-21
- Passing**
- OM — Griffing 14-23-1 242 (TD); Weatherly 4-5-0 27
- UA — Moore 5-10-0 55 (TD); Gray 1-8-2 68
- Receiving**
- OM — Morris 5-62; Guy 5-107 (TD); Randall 3-34
- UA — Lamb 3-107; Branch 3-16 (TD)



## 1964 SUGAR BOWL

Alabama 12  
Ole Miss 7



Perry Lee Dunn

Four plus inches of snow fell on New Orleans the day before Ole Miss took the field against Alabama in the 1964 Sugar Bowl.

Under the slippery conditions, the Rebels and Crimson Tide combined for 17 fumbles, including nine lost. Unfortunately for Ole Miss, the Rebels would fumble 11 times and lose six.

Alabama would also intercept three Ole Miss passes en route to receiving four Tim Davis field goals and post a 12-7 win.

Ole Miss' lone score would come in the fourth quarter on a five-yard pass from Perry Lee Dunn to Lee Smith to provide the 12-7 final.

The Rebels ended up with a 248-194 advantage in total offense, but most of the yards came too late. The Crimson Tide held a 112-34 edge in the first half to build a 9-0 halftime lead.

OLE MISS	0	0	0	7	—	7
ALABAMA	3	6	3	0	—	12

### SCORING

- UA — Davis 46 FG
- UA — Davis 31 FG
- UA — Davis 34 FG
- UA — Davis 48 FG
- OM — Smith 5 pass from Dunn (Irwin PAT)

ATTENDANCE — 80,785

### TEAM STATISTICS

	OM	UA
First Downs	9	14
Rushing (Net)	77	165
Passing (Net)	171	29
Total Offense	248	194
Passing C-A-I	11-21-31	3-11-1
Punts-Avg.	4-44.0	5-36.8
Fumbles-Lost	11-6	6-3
Penalties-Yards	5-45	3-15

### INDIVIDUAL LEADERS

- Rushing**
- OM — Dennis 7-37; Dunn 6-24
- UA — Sloan 16-51; Nelson 16-47
- Passing**
- OM — Dunn 8-10-0 125 (TD); Weatherly 3-11-3 46
- UA — Sloan 3-10-1 29
- Receiving**
- OM — Wells 4-76
- UA — Stephens 1-15; Dill 1-9; Nelson 1-5



## 1964 BLUEBONNET BOWL

Tulsa 14  
Ole Miss 7



Jim Weatherly

Tulsa quarterback Jerry Rhome passed for 252 yards and a score, and scored on a one-yard touchdown run to lead the Golden Hurricane to a 14-7 win in the 1964 Bluebonnet Bowl.

Rebel quarterback Jim Weatherly spotted Ole Miss a 7-0 lead with a one-yard scoring run in the second quarter.

Rhome's one-yard run tied the game at 7-7 heading into the half, and capped a 72-yard, eight play march by Tulsa.

Rhome would strike again midway through the third quarter. His 35-yard touchdown pass to Eddie Fletcher put Tulsa up 14-7 and the Golden Hurricane defense would hold the rest of the way.

Tulsa limited Ole Miss to 217 yards of total offense, while the Golden Hurricane totaled 323.

Weatherly was 16-of-24 passing, but managed just 113 yards and was intercepted twice.

Mike Dennis rushed for a game-high 73 yards on 17 carries and also caught nine passes for 114 yards.

OLE MISS	0	7	0	0	—	7
TULSA	0	7	7	0	—	14

### SCORING

- OM — Weatherly 1 run (Irwin PAT)
- TU — Rhome 1 run (Twilley PAT)
- TU — Fletcher 35 pass from Rhome (Twilley PAT)

ATTENDANCE — 50,000

### TEAM STATISTICS

	OM	TU
First Downs	10	19
Rushing (Net)	104	71
Passing (Net)	113	252
Total Offense	217	323
Passing C-A-I	16-24-2	22-36-1
Punts-Avg.	8-31.1	7-31.6
Fumbles-Lost	2-0	1-0
Penalties-Yards	4-50	4-30

### INDIVIDUAL LEADERS

- Rushing**
- OM — Dennis 17-73
- TU — Daugherty 6-32; Rhome 22-29 (TD)
- Passing**
- OM — Weatherly 16-24-2 113
- TU — Rhome 22-36-1 252 (TD)
- Receiving**
- OM — Dennis 9-114
- TU — Daugherty 9-80; Roberts 8-108



**1965  
LIBERTY  
BOWL**  
Ole Miss 13  
Auburn 7



Jimmy Keyes

Jimmy Keyes' two field goals helped propel Ole Miss to a 13-7 win over SEC-rival Auburn before 38,607 in the 1965 Liberty Bowl in Memphis.

Auburn drove to the Ole Miss nine with 33 seconds left in the game, but Tiger quarterback Alex Bowden was sacked on fourth down.

Keyes' first field goal, a 42-yarder in the second quarter, gave Ole Miss a 3-0 lead. The Tigers would quickly answer with a 44-yard touchdown run by fullback Tom Bryan with 6:58 left in the first half.

Ole Miss would take the lead for good in the third quarter when Doug Cunningham caught a six-yard touchdown pass from Jody Graves.

Keyes would later add a 30-yard field goal in the fourth quarter to provide the 13-7 margin.

Tailback Mike Dennis rushed for 75 yards on 15 carries for Ole Miss, and quarterback Jimmy Heidel added 72 yards on 16 attempts.

OLE MISS	0	3	7	3	—	13
AUBURN	0	7	0	0	—	7

SCORING

- OM — Keyes 42 FG
- AU — Bryan 44 run (Lewis PAT)
- OM — Cunningham 6 pass from Graves (Keyes PAT)
- OM — Keyes 30 FG

ATTENDANCE — 38,607

TEAM STATISTICS

	OM	AU
First Downs	12	15
Rushing (Net)	189	156
Passing (Net)	24	112
Total Offense	213	268
Passing C-A-I	4-12-0	11-24-1
Punts-Avg.	9-34.8	8-39
Fumbles-Lost	0-0	0-0
Penalties-Yards	5-25	4-29

INDIVIDUAL LEADERS

- Rushing
  - OM — Dennis 15-75; Heidel 16-72; Wade 13-43
  - AU — Bryan 19-111 (TD)
- Passing
  - OM — Graves 2-10-0 15 (TD); Heidel 2-2-0 9
  - AU — Bowden 11-24-1 112
- Receiving
  - OM — Matthews 2-9
  - AU — Hardy 4-46; Bryant 3-23



**1966  
BLUEBONNET  
BOWL**  
Texas 19  
Ole Miss 0



Bruce Newell

Ole Miss entered the 1966 Bluebonnet Bowl having recorded five shutouts and allowing only 46 points en route to an 8-2 regular season.

However, it was the defense of Texas that would shine in this match-up.

The Longhorns limited the Rebels to 208 yards of offense and posted a shutout in a 19-0 victory. Texas had scoring drives of 89,

68 and 53 yards.

Ole Miss had only two scoring threats on the day. On the first, Jimmy Keyes' 43-yard field goal attempt was wide. Later in the third quarter, the Rebels were stopped on fourth down at the Texas eight.

Texas running back Chris Gilbert rushed for 156 yards on 26 carries, including a one-yard touchdown run to give the Longhorns a 12-0 lead in the third.

Doug Cunningham had 60 yards on 12 rushes for Ole Miss, and also caught three passes for 17 yards.

OLE MISS	0	0	0	0	—	0
TEXAS	6	0	6	7	—	19

SCORING

- UT — Bradley 25 run (PAT missed)
- UT — Gilbert 1 run (PAT missed)
- UT — Bradley 4 run (Conway PAT)

ATTENDANCE — 67,000

TEAM STATISTICS


	OM	UT
First Downs	7	19
Rushing (Net)	143	285
Passing (Net)	65	95
Total Offense	208	380
Passing C-A-I	10-26-4	5-17-4
Punts-Avg.	7-28.4	3-42.0
Fumbles-Lost	0-0	3-3
Penalties-Yards	8-84	4-34

INDIVIDUAL LEADERS

- Rushing
  - OM — Cunningham 12-60; Street 6-39; Newell 8-33
  - UT — Gilbert 26-156 (TD); Bradley 20-105 (2 TD)
- Passing
  - OM — Newell 9-20-2 54
  - UT — Bradley 4-12-2 49
- Receiving
  - OM — Matthews 3-24; Cunningham 3-17
  - UT — Gennusa 2-30; Baer 2-19



**1967  
SUN  
BOWL**  
Texas-El Paso 14  
Ole Miss 7



Mac McClure

The University of Texas at El Paso scored two fourth quarter touchdowns and used a stingy defense to hand Ole Miss a 14-7 loss in front of 34,685 at the Sun Bowl in El Paso, Texas.

After a scoreless first quarter, Ole Miss took a 7-0 lead on a one-yard run by quarterback Bruce Newell. After that, the Rebels could manage very little offensively.

The Miners would limit Ole Miss to just 109 yards of total offense for the game.

Still, the Rebels carried a 7-0 lead into the final 15 minutes. UTEP, though, would get a five-yard touchdown pass from Billy Stevens to Dave Karns to tie the score at 7-7 with 14:18 remaining.

The Miners would score the game-winning touchdown with 7:52 left when Larry McHenry found the end zone from four yards out.

Stevens finished the game 13-of-26 for 155 yards with one touchdown and one interception to earn Most Valuable Player honors.

OLE MISS	0	7	0	0	—	7
UTEP	0	0	0	14	—	14

SCORING

- OM — Newell 1 run (Brown PAT)
- UTEP — Karns 5 pass from Stevens (Waddles PAT)
- UTEP — McHenry 4 run (Waddles PAT)

ATTENDANCE — 34,685

TEAM STATISTICS

	OM	UTEP
First Downs	6	16
Rushing (Net)	38	75
Passing (Net)	71	201
Total Offense	109	276
Passing C-A-I	12-23-1	16-35-1
Punts-Avg.	11-42.3	12-39.8
Fumbles-Lost	4-3	0-0
Penalties-Yards	5-33	9-92

INDIVIDUAL LEADERS

- Rushing
  - OM — Hindman 15-53
  - UTEP — McHenry 13-73 (TD); White 17-72
- Passing
  - OM — Newell 12-23-1 71
  - UTEP — Stevens 13-26-1 155 (TD); Dawson 3-9-0 46
- Receiving
  - OM — Matthews 4-25; Haik 3-24
  - UTEP — Wallace 6-83; Karns 5-56 (TD); Jones 4-38



## 1968 LIBERTY BOWL

Ole Miss 34  
Virginia Tech 17



Steve Hindman

Ole Miss erased a 17-0 first quarter deficit to roll to a 34-17 win over Virginia Tech in the 1968 Liberty Bowl, in front of 42,206 on a bright, bitterly cold afternoon in Memphis.

Archie Manning's 24-yard touchdown pass to Hank Shows early in the second quarter put the Rebels on the board and trimmed the Hokies' lead to 17-7. Manning would later find Leon Felts for a 23-yard touchdown pass to pull Ole

Miss to within three at 17-14 heading into the break.

Steven Hindman broke a 79-yard scoring run just 21 seconds into the third quarter to give the Rebels the first lead of the day at 21-17.

Ole Miss would also get a 70-yard interception return for a touchdown by Robert Bailey and a pair of Van Brown field goals.

Hindman finished with 122 yards rushing on 15 carries and was named the game's Most Valuable Player and Outstanding Back.

OLE MISS	0	14	7	13	—	34
VIRGINIA TECH	17	0	0	0	—	17

### SCORING

- VT — Edwards 58 run (Simcsak PAT)
- VT — Smoot 7 run (Simcsak PAT)
- VT — Simcsak 29 FG
- OM — Shows 24 pass from Manning (Brown PAT)
- OM — Felts 23 pass from Manning (Brown PAT)
- OM — Hindman 79 run (Brown PAT)
- OM — Bailey 70 INT return (Brown PAT)
- OM — Brown 46 FG
- OM — Brown 26 FG

ATTENDANCE — 46,206

### TEAM STATISTICS

	OM	VT
First Downs	15	16
Rushing (Net)	185	330
Passing (Net)	141	2
Total Offense	326	332
Passing C-A-I	12-28-0	1-7-0
Punts-Avg.	5-37.4	7-40.7
Fumbles-Lost	3-2	5-3
Penalties-Yards	4-30	12-120

### INDIVIDUAL LEADERS

- Rushing**
- OM — Hindman 15-122 (TD); Bowen 19-65
- VT — Edwards 12-119 (TD); Smoot 21-91 (TD); Kincaid 15-55
- Passing**
- OM — Manning 12-28-0 141 (2 TD)
- VT — Kincaid 0-4-0; Humphries 1-3-0 2
- Receiving**
- OM — Shows 6-70 (TD); Hindman 3-32
- VT — Crigger 1-2



## 1970 SUGAR BOWL

Ole Miss 27  
Arkansas 22



Bo Bowen

Junior quarterback Archie Manning passed for one touchdown and rushed for another to lead No. 13 Ole Miss to a 27-22 upset of No. 3 Arkansas in the 36th annual Sugar Bowl Classic.

Cloyce Hinton gave the Rebels a 27-12 lead with a 36-yard field goal in the third quarter, before the Razorbacks would begin to rally.

Arkansas received a 35-yard field goal from Bill McClard to cut the Ole Miss lead to 27-15 entering

the fourth quarter.

The Razorbacks then intercepted a Manning pass and took over at the Rebel 11. Two plays later, Bill Montgomery completed a six-yard touchdown pass to Bill Burnett to pull Arkansas to within 27-22 with 10:15 left.

Later, with 1:15 left in the game, Arkansas moved to the Ole Miss 36. Montgomery threw a strike to Chuck Dicus for 11 yards, however, Glenn Cannon's hit stripped Dicus of the ball and the Rebels recovered to secure the win.

Manning finished 21-of-35 passing for 273 yards with two interceptions. He also added 39 yards rushing to earn Most Outstanding Player honors.

OLE MISS	14	10	3	0	—	27
ARKANSAS	0	12	3	7	—	22

### SCORING

- OM — Bowen 69 run (King PAT)
- OM — Manning 18 run (King PAT)
- UA — Burnett 12 run (PAT missed)
- OM — Hinton 52 FG
- OM — Studdard 30 pass from Manning (King PAT)
- UA — Dicus 47 pass from Montgomery (PAT failed)
- OM — Hinton 36 FG
- UA — McClard 35 FG
- UA — Burnett 6 pass from Montgomery (McClard PAT)

ATTENDANCE — 82,500

### TEAM STATISTICS

	OM	UA
First Downs	15	16
First Downs	21	24
Rushing (Net)	154	189
Passing (Net)	273	338
Total Offense	427	527
Passing C-A-I	21-35-2	17-35-2
Punts-Avg.	6-37.7	2-30.5
Fumbles-Lost	0-0	1-1
Penalties-Yards	11-101	3-22

### INDIVIDUAL LEADERS

- Rushing**
- OM — Bowen 12-94 (TD); Manning 13-39 (TD)
- UA — Maxwell 8-108; Burnett 17-59 (TD)
- Passing**
- OM — Manning 21-35-2 273 (TD)
- UA — Montgomery 17-34-1 338 (2 TD)
- Receiving**
- OM — Poole 7-72; Studdard 5-109 (TD)
- UA — Maxwell 9-137 (TD); Dicus 6-171 (TD)



## 1971 GATOR BOWL

Auburn 35  
Ole Miss 28



Shug Chumbler

Archie Manning recorded 275 yards of total offense in his final game at Ole Miss, but it wasn't enough to rally the Rebels past Auburn, as the Tigers took home a 35-28 win in the 1971 Gator Bowl.

The game also marked the Rebels' 18th and final bowl appearance under head coach John Vaught.

Behind quarterback Pat Sullivan, the Tigers built a 21-0 second-quarter lead before

Manning engineered two touchdown drives before the half to make it 21-14.

The two teams would then trade touchdowns in the second half.

Manning finished completeing 19-of-28 passes for 180 yards with an interception. He connected with Floyd Franks on a 34-yard touchdown pass in the second quarter to make it 21-14.

Manning also added 95 yards rushing on 11 carries and scored Ole Miss' first points of the game on a two-yard run in the second quarter.

Sullivan passed for 351 yards and two scores for the Tigers. He completed 27-of-43 attempts and was intercepted once.

OLE MISS	0	14	7	7	—	28
AUBURN	14	7	14	0	—	35

### SCORING

- AU — Beasley 8 pass from Sullivan (Jett PAT)
- AU — Bresler 7 pass from Sullivan (Jett PAT)
- AU — Sullivan 37 run (Jett PAT)
- OM — Manning 2 run (Poole PAT)
- OM — Franks 34 pass from Manning (Poole PAT)
- AU — Zofko 6 run (Jett PAT)
- OM — Poole 23 pass from Chumbler (Poole PAT)
- AU — Willingham 54 punt return (Jett PAT)
- OM — Chumbler 1 run (Poole PAT)

ATTENDANCE — 71,136

### TEAM STATISTICS

	OM	AU
First Downs	21	23
Rushing (Net)	209	208
Passing (Net)	256	351
Total Offense	465	559
Passing C-A-I	23-39-1	27-44-1
Punts-Avg.	6-47.3	27-44.1
Fumbles-Lost	3-2	5-3
Penalties-Yards	2-13	6-63

### INDIVIDUAL LEADERS

- Rushing**
- OM — Manning 11-95 (TD)
- AU — Clark 14-108; Sullivan 10-35
- Passing**
- OM — Manning 19-28-1 180 (TD); Chumbler 4-11-0 76 (TD)
- AU — Sullivan 27-43-1 351 (2 TD)
- Receiving**
- OM — Poole 9-111 (TD); Franks 7-78 (TD)
- AU — Beasley 8-143 (TD)



## 1971 PEACH BOWL

Ole Miss 41  
Georgia Tech 18



Norris Weese

Ole Miss built a 38-6 halftime lead en route to a 41-18 win over Georgia Tech in the 1971 Peach Bowl, played on a soggy field at Atlanta Stadium.

The victory gave first-year head coach Billy Kinard a win in his first bowl game and completed a 10-2 season for Ole Miss.

Quarterback Norris Weese passed for 116 yards and added 32 rushing to earn the Most

Valuable Offensive Player trophy. He gave the Rebels a 7-0 lead in the first quarter on a one-yard run and connected on an 11-yard touchdown pass to Riley Myers to make it 38-6.

Linebacker Crowell Armstrong took home the Most Valuable Defensive Player trophy.

Tailback Greg Ainsworth rushed for a game-high 119 yards on 28 carries.

OLE MISS	10	28	0	3	—	41
GEORGIA TECH	0	6	6	6	—	18

### SCORING

- OM — Weese 1 run (Hinton PAT)
- OM — Hinton 25 FG
- OM — Porter 2 run (Hinton PAT)
- OM — Porter 10 run (Hinton PAT)
- OM — Felts 15 pass from Lyons (Hinton PAT)
- OM — Myers 11 pass from Weese (Hinton PAT)
- GT — Healy 2 run (Run failed)
- GT — Healy 1 run (Pass failed)
- OM — Hinton 30 FG
- GT — Healy 1 run (Run failed)

ATTENDANCE — 38,599

### TEAM STATISTICS

	OM	GT
First Downs	17	16
Rushing (Net)	179	166
Passing (Net)	139	151
Total Offense	318	317
Passing C-A-I	9-18	13-26
Punts-Avg.	5-37.4	5-31.2
Fumbles-Lost	2-1	3-3
Penalties-Yards	5-25	8-38

### INDIVIDUAL LEADERS

- Rushing
  - OM — Ainsworth 28-119; Weese 11-32 (TD); Porter 8-26 (2 TD)
  - GT — Hennessey 6-56; Cunningham 5-30
- Passing
  - OM — Weese 7-14-0 116 (TD)
  - GT — McAshan 13-26-2 151
- Receiving
  - OM — Barry 3-39; Myers 2-49 (TD); Felts 2-23 (TD)
  - GT — Owings 5-87; Oven 3-26; McNamara 2-22



## 1983 INDEPENDENCE BOWL

Air Force 9  
Ole Miss 3



Andre Townsend

Ole Miss ended a 12-year drought with an appearance in the 1983 Independence Bowl. However, the Rebels return to the postseason wouldn't be a successful one as nationally-ranked Air Force used three field goals from Sean Pavlich to forge a 9-3 win on a rainy evening in Shreveport, La.

The Rebels held in check a powerful wishbone attack by the Falcons, one which averaged more than 400 yards per game during

the 1983 season. Ole Miss used a gallant goal line stand midway through the fourth quarter to stay within striking range.

Pavlich gave Air Force a 6-0 lead with field goals of 44 and 39 yards. The Rebels got on the board just before halftime on a 39-yard field goal by Neil Teevan with four seconds remaining.

Pavlich's third field goal of the night, a 27-yarder with 7:59 left in the third quarter, marked the end of the scoring.

Air Force held a 348-244 advantage in total offense and had a 37:13 edge in time of possession.

Buford McGee rushed for 11 yards on 22 carries for the Rebels.

The 1983 Independence Bowl marked Ole Miss' first bowl appearance under head coach Billy Brewer.

OLE MISS	0	3	0	0	—	3
AIR FORCE	3	3	3	0	—	9

### SCORING

- AF — Pavlich 44 FG 7:37-1Q
- AF — Pavlich 39 FG 7:39-2Q
- OM — Teevan 39 FG 0:04-2Q
- AF — Pavlich 27 FG 7:59-3Q

ATTENDANCE — 41,274

### TEAM STATISTICS

	OM	AF
First Downs	11	18
Rushing (Net)	106	277
Passing (Net)	138	71
Total Offense	244	348
Passing C-A-I	11-27-2	6-7-0
Punts-Avg.	5-43.6	3-30.3
Fumbles-Lost	1-0	3-3
Penalties-Yards	4-40	4-19
Time of Possession	22:47	37:13

### INDIVIDUAL LEADERS

- Rushing
  - OM — McGee 22-111; Humphrey 6-15
  - AF — Brown 12-91; Louthan 25-67; Kershner 15-58
- Passing
  - OM — Powell 11-27-2 138
  - AF — Louthan 6-7-0 71
- Receiving
  - OM — Moffett 6-96; Holder 3-27
  - AF — Kirby 3-49; Rose 2-28



## 1986 INDEPENDENCE BOWL

Ole Miss 20  
Texas Tech 17



Mark Young

Mark Young passed for an Ole Miss bowl record of 343 yards to lead the Rebels to the first bowl victory in 15 years with a 20-17 victory over Texas Tech in the 1986 Independence Bowl.

Young would break five school bowl records, all held by former standout Archie Manning, on his way to being named Offensive Player of the Game. Young completed 31-of-50 passes and had

314 yards of total offense in 62 plays. All were new Rebel marks.

Ole Miss lead 17-7 at halftime as Bryan Owen hit a 21-yard field goal with one second left in the first half.

Texas Tech pulled to within 17-14 early in the third quarter when Merv Scurlak returned an interception 33 yards for a score. The Red Raiders then tied the game on Scott Segrist's 19-yard field goal with 14:52 left in the game.

Young and the Rebels would answer on the next possession with a 48-yard field goal by Owen with 12:16 remaining to break the 17-17 deadlock.

OLE MISS	7	10	0	3	—	20
TEXAS TECH	0	7	7	3	—	17

### SCORING

- OM — Goodloe 1 run (Owen PAT) 8:21-1Q
- OM — Mickles 9 run (Owen PAT) 14:57-2Q
- TT — Gray 1 run (Segrist PAT) 7:47-2Q
- OM — Owen 21 FG 0:01-2Q
- TT — Scurlak 33 interception (Segrist PAT) 11:15-3Q
- TT — Segrist 19 FG 14:52-4Q
- OM — Owen 48 FG 12:16-4Q

ATTENDANCE — 46,369

### TEAM STATISTICS

	OM	TTU
First downs	26	18
Rushing (Net)	60	175
Passing (Net)	343	181
Total Offense	403	356
Passing C-A-I	31-50-1	17-40-1
Punts-Avg.	6-45.5	8-41.5
Fumbles-Lost	1-1	2-0
Penalties-Yards	5-33	5-60
Time of Possession	32:09	27:51

### INDIVIDUAL LEADERS

- Rushing
  - OM — Mickles 19-53 (1 TD); Sykes 7-16
  - TT — Farris 17-99; Garnett 8-36
- Passing
  - OM — Young 31-50-1 343
  - TT — Tolliver 17-40-1 181
- Receiving
  - OM — Ambrose 8-102; Myers 4-69; Perry 5-47
  - TT — Price 9-74; Walker 3-71



## 1989 LIBERTY BOWL

Ole Miss 42  
Air Force 29



John Darnell

In a game billed to be an offensive shootout, Ole Miss outlasted Air Force 42-29 in the 31st annual Liberty Bowl in Memphis, Tenn.

Chucky Mullins, the defensive back who was paralyzed in an October 28, game with Vanderbilt, visited the Ole Miss locker room prior to the game in his first trip outside Baptist Memorial Hospital in Memphis since the injury.

The visit seemed to energize the Rebels as they raced to a 28-9 halftime lead.

Liberty Bowl MVP Randy Baldwin rushed for 177 yards on 14 carries with two touchdowns, and John Darnell passed for 261 yards and a score.

The two teams combined for 55 first downs and 1,046 yards of total offense. Ole Miss held a 30-25 advantage in first downs, and a 533-513 edge in total yards.

OLE MISS	14	14	7	7	—	42
AIR FORCE	9	0	6	14	—	29

### SCORING

- OM — Hines 32 pass from Darnell (Hogue PAT) 3:53-1Q
- AF — Wood 37 FG 11:16-1Q
- OM — Baldwin 23 run (Hogue PAT) 9:18-1Q
- AF — Dowis 2 run (pass failed) 3:19-1Q
- OM — Baldwin 21 run (Hogue PAT) 10:20-2Q
- OM — Coleman 58 punt return (Hogue kick) 1:21-2Q
- AF — Johnson 3 run (run failed) 12:50-3Q
- OM — Coleman 11 run (Hogue PAT) 0:26-3Q
- OM — Thigpen 8 pass from Shows (Hogue PAT) 10:44-4Q
- AF — Senn 35 pass from McDowell (pass failed) 9:02-4Q
- AF — Senn 21 pass from McDowell (Durham run) 2:34-4Q

ATTENDANCE — 60,128

### TEAM STATISTICS

	OM	AF
First Downs	30	25
Rushing (Net)	248	259
Passing (Net)	285	233
Total Offense	533	513
Passing C-A-I	21-37-0	14-24-2
Punts-Avg.	5-38.2	4-43.3
Fumbles-Lost	2-2	3-2
Penalties-Yards	7-45	2-12
Time of Possession	27:15	32:45


### INDIVIDUAL LEADERS

- Rushing
  - OM — Baldwin 14-177-2; Shows 4-14; Ashley 3-12
  - AF — Dowis 18-92-1; Johnson 10-48-1; Lewis 14-42
- Passing
  - OM — Darnell 19-33-0-261 (TD); Shows 2-4-0-24 (TD)
  - AF — Dowis 7-16-2-86; McDowell 7-8-0-147 (2 TD)
- Receiving
  - OM — Green 5-72; Hines 3-69-1; Gebbia 2-40
  - AF — Senn 7-150-2; Van Hulzen 5-57



## 1991 GATOR BOWL

Michigan 35  
Ole Miss 3



Brian Lee

Michigan rolled up 715 yards of total offense and broke open a 14-3 game with 21 third-quarter points to roll to a 35-3 win over Ole Miss in the 1991 Gator Bowl in Jacksonville, Fla.

The Wolverines entered the game 8-3, however, Michigan was a combined six points from being a perfect 11-0 and playing for the national championship in the Rose Bowl.

Michigan quarterback Elvis Grbac passed for 296 yards and four touchdowns, while wide receiver Desmon Howard caught six passes for 167 yards and two touchdowns.

Brian Lee accounted for Ole Miss' only points of the game, connecting for a 51-yard field goal to make it 7-3 with 8:00 left in the second quarter.

OLE MISS	0	3	0	0	—	3
MICHIGAN	7	7	21	0	—	35

### SCORING

- UM — Howard 63 pass from Grbac (Carlson PAT) 1:04-1Q
- OM — Lee 51 FG, 8:00-2Q
- UM — Bunch 7 pass from Grbac (Carlson PAT) 4:19-2Q
- UM — Howard 50 pass from Grbac (Carlson PAT) 10:53-3Q
- UM — Bunch 5 run (Carlson PAT) 3:39-3Q
- UM — Alexander 33 pass from Grbac (Carlson PAT) :31-3Q

ATTENDANCE — 68,927

### TEAM STATISTICS

	OM	UM
First Downs	20	35
Rushing (Net)	93	391
Passing (Net)	240	324
Total Offense	333	715
Passing C-A-I	18-32-4	20-32-2
Punts-Avg.	5-38.0	2-24.5
Fumbles-Lost	4-2	2-1
Penalties-Yards	4-49	6-69
Time of Possession	23:37	36:23

### INDIVIDUAL LEADERS

- Rushing
  - OM — Baldwin 8-54; Thigpen 6-32; Billings 2-6; Courtney 1-6
  - UM — Vaughn 15-128; Powers 14-112; Bunch 11-54-1; Legette 5-54
- Passing
  - OM — Shows 21-13-3 165; Luke 11-5-1 65
  - UM — Grbac 25-16-1 296 (4 TD); Sallom 7-4-1 28
- Receiving
  - OM — Brownlee 5-71; Roberts 4-67; Owens 3-42; Small 1-25
  - UM — Howard 6-167 (2 TD); Alexander 2-50 (TD); VanDyne 3-32; Bunch 2-22 (TD)



## 1992 LIBERTY BOWL

Ole Miss 13  
Air Force 0



Russ Shows

For the third time in 10 years, Ole Miss and Air Force faced each other in a bowl game. For the second time in four years, that match-up took place in the Liberty Bowl.

Behind the play of linebacker Cassius Ware, Ole Miss held Air Force to 185 yards of total offense to pitch a 13-0 shutout of the Falcons. The shutout marked the first time in 150 games that Air Force had been held scoreless.

Ware was credited with 10 tackles, including two sacks, to earn Liberty Bowl MVP honors.

Dou Innocent gave Ole Miss a 7-0 lead with a five-yard touchdown run in the first quarter. The Rebels would then receive field goals of 24 and 29 yards from Brian Lee.

Innocent finished with 65 yards on 17 carries and Cory Philpot added 55 yards rushing on 10 attempts.

Quarterback Russ Shows completed 9-of-19 passes for 163 yards.

OLE MISS	7	3	0	3	—	13
AIR FORCE	0	0	0	0	—	0

### SCORING

- OM — Innocent 5 run (Lee PAT) 2:42-1Q
- OM — Lee 24 FG 11:11-2Q
- OM — Lee 29 FG 9:56-4Q

ATTENDANCE — 32,107

### TEAM STATISTICS

	OM	AF
First Downs	13	14
Rushing (Net)	168	104
Passing (Net)	163	81
Total Offense	331	185
Passing C-A-I	9-19-0	10-17-2
Punts-Avg.	5-20.2	7-33.0
Fumbles-Lost	2-1	2-1
Penalties-Yards	7-57	6-53
Time of Possession	27:56	32:04

### INDIVIDUAL LEADERS

- Rushing
  - OM — Innocent 17-65 (TD); Philpot 10-55; Courtney 7-30
  - AF — Pastorello 49; Onuoha 27; Young 23
- Passing
  - OM — Shows 9-19-0 163
  - AF — Baker 5-8-0 26; Teigen 5-8-1 55; Young 0-1-1 0
- Receiving
  - OM — Courtney 4-63; Small 2-59; Kohn 2-42
  - AF — Wilkie 3-14; Hufford 2-18



## 1997 MOTOR CITY BOWL

Ole Miss 34  
Marshall 31



Deuce McAllister

Freshman running back Deuce McAllister's one-yard plunge with 31 seconds remaining lifted Ole Miss to a 34-31 win over Marshall in the inaugural Motor City Bowl, played at the Pontiac Silverdome.

The Motor City Bowl marked the Rebels' first postseason appearance after a four-year hiatus, and was Ole Miss' first under head coach Tommy Tuberville.

Senior quarterback Stewart Patridge garnered MVP honors, passing for 332 yards and three

touchdowns. He completed 29-of-47 passes and was intercepted once.

1.1The Thundering Herd, of the Mid-American Conference, featured Chad Pennington. Pennington was 23-of-45 passing for 337 yards and three touchdowns, and Randy Moss caught six passes for 173 yards and a score.

1.1The two teams combined for 1,000 yards of total offense and the game featured six lead changes.

OLE MISS	7	0	14	13	—	34
MARSHALL	10	7	0	14	—	31

### SCORING

- OM — Avery 1 run (Lindsey kick) 14:36-1Q
- MU — Moss 80 pass from Pennington (Malashevich kick) 14:19-1Q
- MU — Malashevich 36 FG 0:22-1Q
- MU — Colclough 19 pass from Pennington (Malashevich kick) 9:04-2Q
- OM — Rone 13 pass from Patridge (Lindsey kick) 11:46-3Q
- OM — McAllister 20 pass from Patridge (Lindsey kick) 6:00-3Q
- MU — Chapman 6 pass from Pennington (Malashevich kick) 10:12-4Q
- OM — G. Heard 19 pass from Patridge (Lindsey kick) 5:39-4Q
- MU — Chapman 9 run (Malashevich kick) 2:57-4Q
- OM — McAllister 1 run (Lindsey kick) 0:31-4Q

ATTENDANCE — 43,340

### TEAM STATISTICS

	OM	MU
First Downs	29	23
Rushing (Net)	179	170
Passing (Net)	332	337
Total Offense	511	507
Passing C-A-I	29-48-1	23-45-0
Punts-Avg.	4-41.8	7-39.7
Fumbles-Lost	0-0	3-2
Penalties-Yards	7-71	10-93
Time of Possession	34:21	25:39

### INDIVIDUAL LEADERS

- Rushing
  - OM — Avery 27-110 (TD); McAllister 8-71 (TD)
  - MU — Chapman 19-153 (TD)
- Passing
  - OM — Patridge 29-47-1-332 (3 TD); King 0-1-1-0
  - MU — Pennington 23-45-0-337 (3 TD)
- Receiving
  - OM — Peterson 7-66; French 6-37
  - MU — Colclough 8-84 (TD); Moss 6-173 (TD)



## 1998 INDEPENDENCE BOWL

Ole Miss 35  
Texas Tech 18



Romaro Miller

Sophomore quarterback Romaro Miller returned from a broken collarbone suffered three weeks earlier to pass for 216 yards and three touchdowns to lead Ole Miss to a 35-18 win over Texas Tech in the 1998 Independence Bowl.

The game also marked the Rebel debut of head coach David Cutcliffe, who was hired less than a month before the game from his offensive coordinator position at Tennessee.

Miller completed 14-of-23 passes and was intercepted once. His three touchdown passes set a new Independence Bowl record, and he also garnered Offensive MVP honors.

Junior defensive tackle Kendrick Clancy anchored an Ole Miss defense that limited the Red Raiders to 285 yards of total offense. Clancy would earn the bowl's Defensive MVP honors.

Sophomore running back Deuce McAllister scored three touchdowns on the evening. He scored on a 32-yard pass from Miller in the second quarter to give the Rebels a 14-7 lead. He later scored on a four-yard run to make it 28-10 and capped the scoring by returning an onside kick 48 yards with 38 seconds remaining.

OLE MISS	7	7	0	21	—	35
TEXAS TECH	7	3	0	8	—	18

### SCORING

- TT — Dorris 22 pass from Peters (Birkholz kick) 5:47-1Q
- OM — Lucas 33 pass from Miller (McGee kick) 1:18-1Q
- OM — McAllister 32 pass from Miller (McGee kick) 6:04-2Q
- TT — Birkholz 49 FG 2:18-2Q
- OM — Peterson 26 pass from Miller (McGee kick) 8:22-4Q
- OM — McAllister 4 run (McGee kick) 3:28-4Q
- TT — McCullar 14 fumble return (Winn pass from Tittle) 0:44-4Q
- OM — McAllister 43 kickoff return (McGee kick) 0:38-4Q

ATTENDANCE — 46,862

### TEAM STATISTICS

	OM	TT
First Downs	19	18
Rushing (Net)	139	82
Passing (Net)	216	203
Total Offense	355	285
Passing C-A-I	23-14-1	30-16-2
Punts-Avg.	5-32.4	6-30.8
Fumbles-Lost	3-2	2-1
Penalties-Yards	7-86	5-55
Time of Possession	34:47	25:13

### INDIVIDUAL LEADERS

- Rushing
  - OM — McAllister 27-79 (TD), Stackhouse 9-37
  - TT — Williams 23-85, Peters 6-9
- Passing
  - OM — Miller 23-14-1-216 (3TD)
  - TT — Tittle 19-11-2-134; Peters 11-5-0-69 (TD)
- Receiving
  - OM — French 4-46, Peterson 3-54 (TD)
  - TT — Dorris 5-66 (TD), Hart 4-50



## 1999 INDEPENDENCE BOWL

Ole Miss 27  
Oklahoma 25



Les Binkley

Les Binkley's 39-yard field goal as time expired lifted Ole Miss to a 27-25 win over Oklahoma, New Year's Eve night in the 1999 Sanford Independence Bowl. The contest was the final college football game of the 20th century.

The Sooners had taken a 25-24 lead with 2:17 left in the fourth quarter when Josh Heupel found Quenton Griffin for a 17-yard touchdown pass.

Deuce McAllister would return the ensuing kickoff 42 yards to the Ole Miss 43. He then reeled off runs of eight and nine yards to move the Rebels into Sooner territory and helped set up Binkley's game-winning field goal.

McAllister finished with 239 all-purpose yards, including 121 yards rushing on 17 carries. He broke an 80-yard touchdown run in the second quarter to give the Rebels a 21-3 halftime lead.

OLE MISS	7	14	0	6	—	27
OKLAHOMA	3	0	15	7	—	25

### SCORING

- OM — McAllister 25 pass from Miller (Binkley kick) 9:09-1Q
- OU — Duncan 34 FG 5:22-1Q
- OM — Bettis 9 pass from Miller (Binkley kick) 8:13-2Q
- OM — McAllister 80 run (Binkley kick) 4:05-2Q
- OU — Jackson 3 pass from Heupel (Duncan kick) 11:26-3Q
- OU — Daniels 41 pass from Heupel (Hammons pass) 3:58-3Q
- OM — Binkley 29 FG 11:18-4Q
- OU — Griffin 17 pass from Heupel (Duncan kick) 2:17-4Q
- OM — Binkley 39 FG 0:00-4Q

ATTENDANCE — 49,873

### TEAM STATISTICS

	OM	OU
First Downs	19	27
Rushing (Net)	159	91
Passing (Net)	202	390
Total Offense	361	481
Passing C-A-I	29-18-2	54-39-1
Punts-Avg.	5-39.4	1-10.0
Fumbles-Lost	1-0	3-3
Penalties-Yards	3-13	4-35
Time of Possession	29:24	30:36

### INDIVIDUAL LEADERS

- Rushing
  - OM — McAllister 17-121 (TD), Gunn 5-27
  - OU — Griffin 12-86, Daniels 2-25
- Passing
  - OM — Miller 28-18-2-202 (2 TD)
  - OU — Heupel 53-39-1-390 (3 TD)
- Receiving
  - OM — Peterson 5-51, McAllister 3-55 (TD)
  - OU — Jackson 10-76 (TD), Griffin 8-65 (TD)



## 2000 MUSIC CITY BOWL

West Virginia 49  
Ole Miss 38



Eli Manning

Redshirt freshman quarterback Eli Manning came off the bench to throw three fourth-quarter touchdown passes, but it wasn't enough to overcome a 49-9 deficit as Ole Miss fell 49-38 to West Virginia in the 2000 Music City Bowl. The game was the final one for Mountaineer head coach Don Nehlen's 21-year career at the school.

Leading 35-9 at the half, Shawn Terry returned the second half kickoff 99 yards to extend the West

Virginia lead to 42-9. The Mountaineers then made it 49-9 on a 10-yard pass from Brad Lewis to Khori Ivy.

Romaro Miller scored on a seven-yard run with 7:52 left in the third quarter to make it 49-16 before Manning would take over the offense.

In the final 15 minutes, Manning threw touchdown passes of 23 yards to Jamie Armstrong, 18 yards to Omar Rayford and 16 yards to Toward Sanford.

Manning's three touchdown passes tied an Ole Miss bowl record. He finished 12-of-20 for 167 yards and was intercepted once.

OLE MISS	3	6	7	22	—	38
WEST VIRGINIA	7	28	14	0	—	49

### SCORING

- WV — Ours 40 pass from Lewis (Rauh kick) 9:27-1Q
- OM — Binkley 23 FG 1:51-1Q
- WV — Ivy 11 pass from Lewis (Rauh kick) 13:39-2Q
- OM — Binkley 47 FG 8:41-2Q
- WV — Brown 35 pass from Lewis (Rauh kick) 8:12-2Q
- OM — Binkley 26 FG 4:22-2Q
- WV — Brown 60 pass from Lewis (Rauh kick) 3:59-2Q
- WV — Ours 1 run (Rauh kick) 2:04-2Q
- WV — Terry 99 kickoff return (Rauh kick) 14:42-3Q
- WV — Ivy 10 pass from Lewis (Rauh kick) 9:59-3Q
- OM — Miller 7 run (Binkley kick) 7:52-3Q
- OM — Armstrong 23 pass from Manning (Binkley kick) 13:08-4Q
- OM — Rayford 18 pass from Manning (Binkley kick) 9:08-4Q
- OM — Sanford 16 pass from Manning (Taylor pass) 6:34-4Q

ATTENDANCE — 47,119

### TEAM STATISTICS

	OM	WV
First Downs	28	19
Rushing (Net)	96	114
Passing (Net)	388	318
Total Offense	484	432
Passing C-A-I	51-28-3	21-15-1
Punts-Avg.	3-29.3	2-39.0
Fumbles-Lost	1-0	0-0
Penalties-Yards	12-93	8-77
Time of Possession	35:16	24:44


### INDIVIDUAL LEADERS

- Rushing
  - OM — Gunn 8-34, Miller 7-32 (TD)
  - WV — Cobourne 27-125, Ours 3-5 (TD)
- Passing
  - OM — Miller 31-16-2-221, Manning 20-12-1-167 (3 TD)
  - WV — Lewis 21-15-1-318 (5 TD)
- Receiving
  - OM — Collins 5-65, Heard 4-46, Armstrong 3-59 (TD)
  - WV — Brown 6-156 (2 TD), Ivy 6-99 (2 TD)



## 2002 INDEPENDENCE BOWL

Ole Miss 27  
Nebraska 23



Jesse Mitchell

Jonathan Nichols' 43-yard field goal with 4:36 remaining in the game helped Ole Miss post a 27-23 win over Nebraska in the 2002 Independence Bowl.

Junior quarterback Eli Manning completed 25-of-44 passes for 313 yards and a touchdown to earn Most Valuable Offensive Player honors.

The Cornhuskers took a 17-7 lead with 2:43 left in the first half when Deluan Groce returned a punt

60 yards for a score.

Manning would engineer a nine-play, 88-yard drive in 1:11, capped by a one-yard run by Toward Sanford to pull the Rebels to within 17-14 at halftime.

Nichols tied the game in the third quarter with a 37-yard field goal and Nebraska answered with a 23-yard field goal by Josh Brown to take a 20-17 lead with 7:06 left in the quarter.

Sanford's second one-yard touchdown run of the day with 3:24 left in the third quarter put Ole Miss on top for good at 24-20.

NEBRASKA	3	14	3	3	—	23
OLE MISS	0	14	10	3	—	27

### SCORING

- NU — Brown 29 FG 6:53-1Q
- NU — Herian 41 pass from Lord (Brown kick) 13:38-2Q
- OM — K. Johnson 11 pass from Manning (Nichols kick) 7:47-2Q
- NU — Groce 60 punt return (Brown kick) 2:43-2Q
- OM — Sanford 1 run (Nichols kick) 1:32-2Q
- OM — Nichols 37 FG 9:02-3Q
- NU — Brown 23 FG 7:06-3Q
- OM — Sanford 1 run 3:24-3Q
- NU — Brown 29 FG 7:50-4Q
- OM — Nichols 43 FG 4:38-4Q

ATTENDANCE — 46,096

### TEAM STATISTICS

	NU	OM
First Downs	17	20
Rushing (Net)	266	52
Passing (Net)	93	313
Total Offense	359	365
Passing C-A-I	17-7-2	44-25-0
Punts-Avg.	6-43.8	8-43.8
Fumbles-Lost	0-0	1-0
Penalties-Yards	6-70	6-41
Time of Possession	29:29	30:31


### INDIVIDUAL LEADERS

- Rushing
  - NU — Diedrick 13-92, Lord 17-83
  - OM — McClendon 12-36, Turner 7-30
- Passing
  - NU — Lord 16-7-2-93 (TD)
  - OM — Manning 44-25-0-313 (TD)
- Receiving
  - NU — Thomas 3-34, Herian 1-41 (TD)
  - OM — Flowers 6-76, Collins 6-58, Biddle 4-62



## 2004 COTTON BOWL

Ole Miss 31  
Oklahoma State 28



Eli Manning

After a 42-year hiatus, the Rebels made a triumphant return to Dallas as 16th-ranked Ole Miss claimed a 31-28 win over 21st-ranked Oklahoma State in the 2004 playing of the SBC Cotton Bowl.

Eli Manning led the charge for the Rebels as the senior quarterback and Heisman finalist passed for 259 yards and three touchdowns on his way to Offensive MVP honors as he rallied the Rebels

from a 14-7 deficit in the second quarter.

Manning finished the day 22-of-31 with one interception and two touchdown passes.

With the victory, the Rebels celebrated their first Cotton Bowl appearance since 1962 with a win over a nationally ranked program from the Big 12 and capped off the first 10-win season for the program since 1971 and improved the Rebels to a 2-1 record in the Cotton Bowl.

OKLAHOMA STATE	7	7	0	14	—	28
OLE MISS	7	10	7	7	—	31

### SCORING

- OM — Turner 16 pass from Manning (Nichols kick) 4:55 - 1Q
- OS — Morency 4 run (Phillips kick) 1:17 - 1Q
- OS — Bell 3 run (Phillips kick) 11:30 - 2Q
- OM — Espy 25 pass from Manning 8:14 - 2Q
- OM — Nichols 33 FG :15 - 2Q
- OM — Turner 2 run 7:35 - 3Q
- OM — Manning 1 run (Nichols kick) 12:50 - 4Q
- OS — Morency 1 run (Phillips kick) 8:50 - 4Q
- OS — Woods 17 pass from Fields (Phillips kick) 4:38 - 4Q

ATTENDANCE — 73,928

### TEAM STATISTICS

	OS	OM
First Downs	22	24
Rushing (Net)	110	190
Passing (Net)	307	259
Total Offense	417	449
Passing C-A-I	33-21-0	31-22-1
Punts-Avg.	3-37.7	3-38.0
Fumbles-Lost	0-0	0-0
Penalties-Yards	6-49	2-20
Time of Possession	28:31	31:29

### INDIVIDUAL LEADERS

- Rushing
  - OS — Morency 15-59, Bell 14-46
  - OM — Turner 20-133, Pearson 12-42
- Passing
  - OS — Fields 33-21-0-307 (TD)
  - OM — Manning 31-22-1-259 (2TD)
- Receiving
  - OS — R. Woods 11-223 (TD), D. Woods 4-51
  - OM — Collins 8-75, Johnson 3-53, Espy 2-47 (TD)





## 2009 COTTON BOWL

Ole Miss 47  
Texas Tech 34



Jevan Snead

Behind Jevan Snead's passing, Dexter McCluster's squirming runs and some big returns by Marshay Green, No. 20 Ole Miss overcame an early deficit and beat No. 8 Texas Tech 47-34 Friday in the final Cotton Bowl played in the stadium of the same name.

The Red Raiders (11-2) converted a pair of early turnovers into a 14-0 lead, but Snead led the Rebels to touchdowns on their next

three drives, followed by a go-ahead field goal shortly before halftime. Once Green returned an interception 65 yards for a touchdown early in the third quarter, Ole Miss (9-4) was well on its way to capping coach Houston Nutt's first season in grand style.

This was Ole Miss' sixth straight win, matching its longest streak since 2003, when Eli Manning was a senior. That also was the last time the Rebels had been to a bowl.

OLE MISS	7	17	14	9	—	47
TEXAS TECH	14	7	0	13	—	34

### SCORING

- TT — Britton 45 pass from Harrell (Williams kick) 6:31 - 1Q
- TT — McBath 45 interception return (Williams kick) 5:22 - 1Q
- OM — Harris 8 pass from Snead (Shene kick) 1:49 - 1Q
- OM — Wallace 41 pass from Snead (Shene kick) 11:57 - 2Q
- TT — Crabtree 2 pass from Harrell (Williams kick) 7:44 - 2Q
- OM — Harris 21 pass from Snead (Shene kick) 4:09 - 2Q
- OM — Shene 27 FG 1:08 - 2Q
- OM — Green 65 interception return (Shene kick) 12:12 - 3Q
- OM — Bolden 17 run (Shene kick) 6:55 - 3Q
- TT — Britton 12 pass from Harrell (Williams kick) 12:13 - 4Q
- OM — Trahan safety 10:02 - 4Q
- OM — McCluster 4 run (Shene kick) 4:34 - 4Q
- TT — Morris 17 pass from Harrell (Harrell kick failed) 1:37 - 4Q

ATTENDANCE — 88,175

### TEAM STATISTICS

	OM	TT
First Downs	26	24
Rushing (Net)	223	105
Passing (Net)	292	364
Total Offense	515	469
Passing C-A-I	18-29-1	36-58-1
Punts-Avg.	2-37.5	4-41.0
Fumbles-Lost	2-2	1-0
Penalties-Yards	2-15	8-62
Time of Possession	35:14	24:46


### INDIVIDUAL LEADERS

- Rushing
  - OM — Bolden 11-101 (TD), McCluster 14-97 (TD)
  - TT — Woods 6-47, Harrell 6-43
- Passing
  - OM — Snead 29-18-1-292 (3 TD)
  - TT — Harrell 58-36-2-364 (4 TD)
- Receiving
  - OM — McCluster 6-83, Wallace 4-80 (TD)
  - TT — Morris 10-89 (TD), Britton 5-87 (2 TD)



## 2010 COTTON BOWL

Ole Miss 21  
Oklahoma State 7



Dexter McCluster

Dexter McCluster gave Ole Miss fans a finale to remember, rushing for 184 yards and two touchdowns, including the go-ahead 2-yard run on a direct snap with 4:03 left as the Rebels beat No. 18 Oklahoma State 21-7 in the Cotton Bowl on Saturday.

McCluster also had an 86-yard TD run in the second quarter after the senior had already become the first Southeastern Conference player with 1,000 yards rushing and

500 yards receiving in the same season.

Ole Miss (9-4) had five turnovers in the game, but Oklahoma State had six in the fourth quarter, and seven overall.

McCluster was the obvious standout, the game's offensive MVP for the second year in a row. He had 34 carries along with five catches for 45 yards. He leaves Ole Miss with 3,923 career all-purpose yards, second in school history behind Deuce McAllister's 4,889.

After becoming only Ole Miss' fourth 1,000-yard rusher on his third carry of the game, McCluster surpassed 500 yards receiving on the final play of the first quarter. Yet, his best was still to come.

McCluster's 86-yard TD run in the second quarter came on a handoff from freshman quarterback Nathan Stanley. McCluster went to the right and through a gap, running untouched for the second-longest run in the 74-year history of the Cotton Bowl.

OKLAHOMA STATE	0	0	7	0	—	7
OLE MISS	0	7	0	14	—	21

### SCORING

- OM — McCluster 86 run (Shene kick) 11:19 - 2Q
- OS — Youman 1 pass from Toston (Bailey kick) 7:13 - 2Q
- OM — McCluster 2 run (Shene kick) 4:03 - 4Q
- OM — Trahan 34 fumble recovery (Shene kick) 3:12 - 4Q

ATTENDANCE — 77,928

### TEAM STATISTICS

	OS	OM
First Downs	9	20
Rushing (Net)	140	193
Passing (Net)	119	230
Total Offense	259	364
Passing C-A-I	14-34-4	15-30-4
Punts-Avg.	8-50.2	5-47.0
Fumbles-Lost	5-3	2-1
Penalties-Yards	6-62	10-82
Time of Possession	25:23	34:37

### INDIVIDUAL LEADERS

- Rushing
  - OM — D. McCluster, 34-184
  - OS — K. Hunter, 9-94
- Passing
  - OM — J. Snead, 23-13-3-168
  - OS — Z. Robinson, 31-13-4-118
- Receiving
  - OM — S. Hodge, 7-112
  - OS — J. Blackmon, 4-45



## 2013 BBVA COMPASS BOWL

Ole Miss 38  
Pittsburgh 17



Bo Wallace

Six weeks after closing out its regular season by defeating No. 24 Mississippi State to bring home the Egg Bowl trophy for the first time since 2008, Ole Miss (7-6) took down Pitt in the BBVA Compass Bowl in Birmingham, Ala., 38-17. It was Ole Miss' first bowl appearance since topping Oklahoma State 21-7 in the 2010 AT&T Cotton Bowl. The 38 points scored by Ole Miss is a BBVA Compass Bowl record.

Ole Miss sophomore quarterback Bo Wallace, the BBVA Compass Bowl MVP, finished the game 22-32 passing for 151 yards with three touchdowns and two interceptions. The Rebels spread the ball around through the air with three receivers catching five or more passes. Freshman running back I'Tavius Mathers led Ole Miss on the ground with six carries for 96 yards, including a 62-yard touchdown run in the fourth quarter, the longest in BBVA Compass Bowl history.

On the defensive side of the ball, junior middle linebacker Mike Marry led Ole Miss with seven tackles, four tackles for loss and a forced fumble.

PITTSBURGH	0	10	0	7	—	17
OLE MISS	14	10	7	7	—	38

### SCORING

- OM — Logan 14 pass from Wallace (Rose kick) 10:16 - 1Q
- OM — Mackey 27 pass from Wallace (Rose kick) 5:22 - 1Q
- PITT — Street 10 pass from Sunseri (Harper kick) 7:13 - 2Q
- OM — Sanders 18 pass from Wallace (Rose kick) 6:02 - 2Q
- PITT — Harper 47 FG 1:56 - 2Q
- OM — Rose 31 FG 0:00 - 2Q
- OM — Brunetti 1 run (Rose kick) 0:21 - 3Q
- OM — Mathers 62 run (Rose kick) 8:48 - 4Q
- PITT — Shanahan 16 pass from Sunseri (Harper kick) 2:23 - 4Q

ATTENDANCE — 59,135

### TEAM STATISTICS

	PITT	OM
First Downs	17	23
Rushing (Net)	81	224
Passing (Net)	185	163
Total Offense	266	387
Passing C-A-I	16-32-1	24-37-2
Punts-Avg.	6-48.3	3-39.7
Fumbles-Lost	1-1	3-0
Penalties-Yards	3-26	8-66
Time of Possession	28:36	31:24


### INDIVIDUAL LEADERS

- Rushing
    - OM — I. Mathers, 9-96
    - PITT — R. Shell, 25-91
  - Passing
    - OM — B. Wallace, 37-24-2-151 (3TD)
    - PITT — T. Sunseri, 32-16-1-185 (2TD)
  - Receiving
    - OM — J. Logan, 6-36 (TD), V. Sanders, 5-39 (TD)
    - PITT — D. Street, 7-83 (TD)
- <sup>^</sup>Game vacated due to NCAA ruling



## 2013 MUSIC CITY BOWL

Ole Miss 25  
Georgia Tech 17



Bo Wallace

Ole Miss junior quarterback Bo Wallace threw one touchdown and ran for two more, and the Rebels' defense held the Georgia Tech triple-option attack in check en route to a 25-17 victory at LP Field in the 2013 Franklin American Mortgage Music City Bowl.

The Rebels' victory was their sixth straight bowl victory, which was currently the longest in the country.

Wallace, who was named the game's MVP, finished the game 22-32 for 256 yards, as well as a career-high 86 yards rushing on 13 carries. The Pulaski, Tenn., native's 342 total yards Monday pushed his season total to 3,701, topping Eli Manning's school record of 3,572 yards set in 2003.

Junior Donte Moncrief led the Ole Miss receiving corps with six catches for 113 yards and a touchdown.

Defensively, junior linebacker Serderius Bryant and sophomore defensive tackle Issac Gross each had eight tackles, while freshman Tony Conner and senior defensive end D.T. Shackelford had seven tackles. Bryant led the Rebels with a team-high six solo tackles, and Gross recorded a team-high three tackles for loss.

OLE MISS	7	6	10	2	—	25
GEORGIA TECH	7	0	0	10	—	17

### SCORING

- OM — Wallace 17 run (Ritter kick) 4:45 - 1Q
- GT — Godhigh 8 run (Butker kick) 5:44 - 1Q
- OM — Moncrief 28 pass from Wallace (Blocked) 1:19 - 2Q
- OM — Wallace 10 run (Ritter kick) 1:29 - 3Q
- OM — Ritter 29 FG 3:02 - 3Q
- GT — Butker 38 FG 3:12 - 4Q
- GT — Waller 72 pass from Lee (Butker kick) 0:11 - 4Q
- OM — Team safety - 4Q

ATTENDANCE — 52,125

### TEAM STATISTICS

	OM	GT
First Downs	28	18
Rushing (Net)	221	151
Passing (Net)	256	147
Total Offense	477	298
Passing C-A-I	23-36-1	5-17-1
Punts-Avg.	5-42.4	6-38.5
Fumbles-Lost	3-0	2-1
Penalties-Yards	3-15	5-40
Time of Possession	32:50	27:10


### INDIVIDUAL LEADERS

- Rushing**
- OM — B. Wallace, 13-86 (2 TD)
- GT — R. Godhigh, 10-50 (TD)
- Passing**
- OM — B. Wallace, 22-32-1-256 (TD)
- GT — V. Lee, 5-17-1-147 (TD)
- Receiving**
- OM — D. Moncrief, 6-113 (TD)
- GT — D. Waller, 2-79 (TD)



## 2014 PEACH BOWL

TCU 42  
Ole Miss 3



Senquez Golson

A dominant effort by No. 6 TCU on both sides of the ball was too much to overcome for No. 9 Ole Miss, as the Rebels (9-4) lost 42-3 in the Chick-fil-A Peach Bowl.

The nation's second-leading offense, the Horned Frogs scored early and often, and the defense suffocated the Ole Miss offense, holding the Rebels to a season-low 10 first downs and 129 yards of total offense.

Senior cornerback Senquez Golson tied the school record with his 10th interception of the season, the 16th of his career, which is tied for third place in Ole Miss history. It also helped set up the Rebels' lone score of the game, a 27-yard field goal by freshman kicker Gary Wunderlich.

Playing in its third straight bowl game for the first time since 1998-2000, Ole Miss had its six-game bowl winning streak snapped, which was tied with Florida State for the longest in the nation.

OLE MISS	0	0	0	3	—	3
TCU	14	14	14	0	—	42

### SCORING

- TCU — Green 31 pass from Listenbee (Oberkrom kick) 14:00 - 1Q
- TCU — Green 15 run (Oberkrom kick) 6:23 - 1Q
- TCU — Doctson, 12 pass from Boykin (Oberkrom kick) 11:00 - 2Q
- TCU — McFarland INT return (Oberkrom kick) 2:00 - 2Q
- TCU — Listenbee 35 pass from Boykin (Oberkrom kick) 13:37 - 3Q
- TCU — Doctson 27 pass from Boykin (Oberkrom kick) 13:09 - 3Q
- OM — Wunderlich 27 FG 7:18 - 4Q

ATTENDANCE — 65,706

### TEAM STATISTICS

	OM	TCU
First Downs	10	24
Rushing (Net)	9	177
Passing (Net)	120	246
Total Offense	129	423
Passing C-A-I	11-27-3	27-37-3
Punts-Avg.	8-42.4	4-42.4
Fumbles-Lost	2-1	2-1
Penalties-Yards	6-44	5-55
Time of Possession	25:00	35:00


### INDIVIDUAL LEADERS

- Rushing**
- OM — I. Mathers, 7-26 (0 TD)
- TCU — A. Green, 18-68 (TD)
- Passing**
- OM — B. Wallace, 10-23-3-109 (0 TD)
- TCU — T. Boykin, 22-31-3-187 (3 TD)
- Receiving**
- OM — M. Pack, 4-55 (0 TD)
- TCU — J. Doctson, 6-59 (2 TD)



## 2016 SUGAR BOWL

Ole Miss 48  
Oklahoma State 20



Chad Kelly

How sweet it was. No. 12 Ole Miss dominated No. 16 Oklahoma State, 48-20, in the 82nd annual Allstate Sugar Bowl.

It was a record-breaking night for the Rebel offense, but the defense wouldn't be outshined, holding the nation's 18th-ranked offense to its lowest point total of the season.

Junior quarterback and Sugar Bowl MVP Chad Kelly connected on four touchdown passes, the most by a Rebel quarterback in bowl history. He fired three touchdown passes to junior star receiver Laquon Treadwell, who finished with six catches for 71 yards.

As a unit the Rebels put up 554 of total offense, the most of any Ole Miss team in any bowl game, and also broke the previous record for points in a bowl game.

OKLAHOMA STATE	3	3	7	7	—	20
OLE MISS	10	24	7	7	—	48

### SCORING

- OSU — Grogan 26 yd FG 4:52 - 1Q
- OM — Wunderlich 34 yd FG 2:15 - 1Q
- OM — Core, 31 pass from Kelly (Wunderlich kick) 00:20 - 1Q
- OM — Treadwell 34 pass from Kelly (Wunderlich kick) 11:28 - 2Q
- OM — Treadwell 10 pass from Kelly (Wunderlich kick) 6:58 - 2Q
- OM — Wunderlich 38 FG 3:39 - 2Q
- OSU — Grogan 31 yd FG 1:22 - 2Q
- OM — Tunsil 2 run (Wunderlich kick) 00:00 - 2Q
- OM — Wilkins 36 run (Wunderlich kick) 4:26 - 3Q
- OSU — Walsh 2 run (Grogan kick) 1:11 - 3Q
- OM — Treadwell 14 pass from Kelly (Wunderlich kick) 13:04 - 4Q
- OSU — Walsh 8 run (Grogan kick) 3:03 - 4Q

ATTENDANCE — 72,117

### TEAM STATISTICS

	OSU	OM
First Downs	20	28
Rushing (Net)	63	207
Passing (Net)	303	347
Total Offense	366	554
Passing C-A-I	27-45-0	22-35-1
Punts-Avg.	7-38.1	4-45.8
Fumbles-Lost	0-0	0-0
Penalties-Yards	6-44	5-55
Time of Possession	25:00	35:00

### INDIVIDUAL LEADERS

- Rushing**
- OSU — J.W. Walsh, 10-74 (2 TD)
- OM — C. Kelly, 10-73 (0 TD)
- Passing**
- OSU — M. Rudolph, 18-31-0-179 (0 TD)
- OM — C. Kelly, 21-33-1-302 (4 TD)
- Receiving**
- OSU — M. Ateman, 5-70 (0 TD)
- OM — E. Ingram, 6-96 (0 TD)



## 2021 OUTBACK BOWL

Ole Miss 26  
Indiana 20



Matt Corral

In a season filled with uncertainty, fireworks, heartbreak and adversity, the Ole Miss Rebels restored their rich tradition of postseason football, earning their first bowl bid in five years.

Lane Kiffin's squad made the most of it, putting together a valiant effort in Raymond James Stadium to knock off the No. 7 ranked Indiana Hoosiers 26-20 in the 2021 Outback Bowl, concluding the 2020 football season with their

first bowl win since the 2016 Sugar Bowl.

Down four key playmakers on offense, the Rebels totaled 493 yards of total offense against one of the nation's top defenses. Matt Corral completed 30 of 44 passes for 342 yards and two scores through the air. He became the fifth in school history to eclipse the 3,000 yard mark and tied Eli Manning for third in school history with 29 touchdown passes single season.

OLE MISS	6	7	7	6	—	26
INDIANA	3	0	3	14	—	20

### SCORING

- OM - Logan 26 yd FG 12:56 - 1Q
- IND - Campbell 50 yd FG 2:47 - 1Q
- OM - Logan 24 yd FG 0:23 - 1Q
- OM - Kelly 5 yd pass from Corral (Logan kick) 7:17 - 2Q
- IND - Campbell 53 yd FG 12:53 - 3Q
- OM - Conner 4 yd run 9:20 - 3Q
- IND - Scott 3 yd run 14:56 - 4Q
- IND - Scott 2 yd run 5:58 - 4Q
- OM - Drummond 3 yd pass from Corral 4:12 - 4Q

ATTENDANCE — 11,025

### TEAM STATISTICS

	OM	IND
First Downs	27	26
Rushing (Net)	147	168
Passing (Net)	346	201
Total Offense	493	369
Passing C-A-I	31-45-0	26-45-1
Punts-Avg.	3-48.3	3-55.0
Fumbles-Lost	1-0	1-1
Penalties-Yards	8-79	5-50
Time of Possession	24:19	35:41

### INDIVIDUAL LEADERS

- Rushing
  - OM — H. Parrish, 17-66 (0 TD)
  - IND — S. Scott, 19-100 (2 TD)
- Passing
  - OM — M. Corral, 30-44-0-342 (2 TD)
  - IND — J. Tuttle, 26-45-1-201 (0 TD)
- Receiving
  - OM — D. Drummond, 6-110 (1 TD)
  - C. Kelly, 6-49 (1 TD)
  - J. Plumlee, 5-73 (0 TD)
  - IND — W. Philyor 18-81 (0 TD)



## 2022 SUGAR BOWL

Baylor 21  
Ole Miss 7



Luke Altmeyer

The Ole Miss football team refused to quit in the face of adversity after losing their leader early in the Allstate Sugar Bowl game. In the end, the Baylor Bears used a late surge to knock off the Rebels 21-7 inside the Caesars Superdome.

After being thrust into relief after an injury to Matt Corral, Luke Altmeyer completed 15 of 29 passes for 174 yards and threw a second half touchdown pass to Braylon

Sanders. Unfortunately, that was the lone Rebel score of the day in the defeat.

The Rebel defense, led by Chance Campbell's team-high 10 tackles, kept Ole Miss in it. The Bears didn't record their first points on offense until the fourth quarter, but two late touchdowns by the Baylor attack sealed the fate of the shorthanded Rebels in New Orleans.

BAYLOR	0	7	0	14	—	21
OLE MISS	0	0	7	0	—	7

### SCORING

- BU - Walcott 96 yd INT return 10:16 - 2Q
- OM - Sanders 47 yd pass from Altmeyer (Nation kick) 9:13 - 3Q
- BU - Baldwin 48 yd run (Hankins kick) 11:14 - 4Q
- BU - Thornton 2 yd pass from Bohanon (Hankins kick) 7:24 - 4Q

ATTENDANCE — 66,479

### TEAM STATISTICS

	BU	OM
First Downs	12	20
Rushing (Net)	279	138
Passing (Net)	40	184
Total Offense	319	322
Passing C-A-I	7-17-1	17-34-3
Punts-Avg.	6-36.0	5-47.6
Fumbles-Lost	0-0	0-0
Penalties-Yards	5-55	7-49
Time of Possession	28:24	31:36

### INDIVIDUAL LEADERS

- Rushing
  - BU — A. Smith, 25-172 (0 TD)
  - OM — J. Ealy, 12-65 (0 TD)
- Passing
  - BU — G. Bohanon, 7-17-1-40 (1 TD)
  - OM — L. Altmeyer, 15-28-2-174 (1 TD)
- Receiving
  - BU — D. Estrada, 2-14 (0 TD)
  - OM — D. Drummond, 6-110 (1 TD)



## 2022 TEXAS BOWL

Texas Tech 42  
Ole Miss 25



Jaxson Dart

Ole Miss battled to the very end but were unable to overcome five turnovers as their comeback bid fell short in a 42-25 TaxAct Texas Bowl defeat to Texas Tech.

The Rebels outgained Texas Tech 558-484, setting a new school record for total yards in a bowl game, but went 2-7 on fourth-down attempts to finish their 2022 campaign 8-5.

Quarterback Jaxson Dart fueled the offense, breaking the Ole Miss records for total offense (427 yards) and passing (361 yards) in a bowl game while scoring twice through the air and once on the ground. Tavius Robinson helped keep the Rebels in the game on defense, forcing two fumbles with a sack on the evening.

TEXAS TECH	10	16	0	16	—	42
OLE MISS	7	0	6	12	—	25

### SCORING

- TT - Shough 2 yd run (Wolff kick) 6:43 - 1Q
- OM - Evans 8 yd run (Cruz kick) 5:26 - 1Q
- TT - Wolff 42 yd FG 3:23 - 1Q
- TT - Shough 2 yd run (Wolff kick) 6:59 - 2Q
- TT - Wolff 32 yd FG 2:13 - 2Q
- TT - Bradley 12 yd pass from Shough 0:28 - 2Q
- OM - Watkins 11 yd pass from Dart 9:08 - 3Q
- TT - Thompson 1 yd run 13:20 - 4Q
- TT - Wolff 26 yd FG 9:36 - 4Q
- OM - Dart 9 yd run 7:35 - 4Q
- OM - Heath 19 yd pass from Dart 3:10 - 4Q
- TT - Fouonji 44 yd kickoff return (Wolff kick) 3:03 - 4Q

ATTENDANCE — 53,251

### TEAM STATISTICS

	TT	OM
First Downs	27	27
Rushing (Net)	242	197
Passing (Net)	242	361
Total Offense	484	558
Passing C-A-I	24-40-1	25-41-3
Punts-Avg.	1-38.0	1-43.0
Fumbles-Lost	3-2	2-2
Penalties-Yards	3-15	8-86
Time of Possession	33:24	26:36

### INDIVIDUAL LEADERS

- Rushing
  - OM — Q. Judkins, 23-91 (0 TD)
  - TT — T. Shough, 25-111 (2 TD)
- Passing
  - OM — J. Dart, 25-41-3-361 (2 TD)
  - TT — T. Shough, 24-39-1-242 (1 TD)
- Receiving
  - OM — M. Heath, 8-137 (1 TD)
  - TT — L. Fouonji, 7-100 (0 TD)