



P E A C H B O W L

MEDIA GUIDE

¹⁰PENN STATE VS. ¹¹OLE MISS | DEC. 30 | NOON | *ESPN*



Mercedes-Benz
STADIUM

GAME #13

930 WINS (7th in Nation)

53 BOWL GAMES (7-9th in Nation)

31 BOWL WINS (1-4th in Nation)

102 FIRST-TEAM ALL-AMERICANS



Ole Miss

Atlanta, Ga.

Mercedes-Benz Stadium (71,000)

Series: First Meeting

#11/11/11 OLE MISS REBELS

10-2, 6-2 SEC
H: 7-0, A: 3-2, N: 0-0

Head Coach: Lane Kiffin (Fresno State '98)
Record at Ole Miss (Fourth season): 33-15 (.688)
Career Record (12th season): 94-49 (.657)
vs. Penn State: First Meeting

SCHEDULE/RESULTS

Rank	W/L	Opponent	Score	TV
9.2	22/22	Mercer	W, 73-7	SECN+
9.9	20/20	at Tulane (24/22)	W, 37-20	ESPN2
9.16	17/19	Georgia Tech	W, 48-23	SECN
9.23	15/16	at Alabama* (13/12)	L, 10-24	CBS
9.30	20/20	LSU* (13/12)	W, 55-49	ESPN
10.7	16/15	Arkansas*	W, 27-20	SECN
10.21	13/12	at Auburn*	W, 28-21	ESPN
10.28	12/11	Vanderbilt*	W, 33-7	SECN
11.4	10/11/10	Texas A&M*	W, 38-35	ESPN
11.11	9/10/10	at Georgia* (2/1/1)	L, 17-52	ESPN
11.18	13/13/14	UL Monroe	W, 35-3	SECN
11.23	12/12/12	at Mississippi State*	W, 17-7	ESPN
12.30	11/11/11	vs. Penn State (10/10/10)!	noon	ESPN

* - SEC game
! - Mercedes-Benz Stadium - Atlanta, Ga.

#10/10/10 PENN STATE NITTANY LIONS

10-2, 7-2 Big Ten
H: 6-1, A: 4-1, N: 0-0

Head Coach: James Franklin (East Stroudsburg '95)
Record at Penn State (10th season): 88-38 (.698)
Career Record (13th season): 112-53 (.679)
vs. Ole Miss: 2-1

SCHEDULE/RESULTS

Rank	W/L	Opponent	Score	TV
9.2	-7/77	West Virginia	W, 38-15	NBC
9.9	-7/77	Delaware	W, 63-7	Peacock
9.16	-7/77	at Illinois*	W, 30-13	FOX
9.23	-7/77	Iowa* (-/24/22)	W, 31-0	CBS
9.30	-6/7	at Northwestern*	W, 41-13	BTN
10.14	-6/5	UMass	W, 63-0	BTN
10.21	-7/76	at Ohio State* (-/3/3)	L, 12-20	FOX
10.28	-10/10	Indiana*	W, 33-24	CBS
11.4	11/9/9	at Maryland*	W, 51-15	FOX
11.11	10/9/9	Michigan* (3/2/2)	L, 15-24	FOX
11.18	12/12/12	Rutgers*	W, 27-6	FS1
11.24	11/11/11	at Michigan State*^	W, 42-0	NBC
12.30	10/10/10	vs. Ole Miss!	noon	ESPN

* - Big10 game
^ - Ford Field - Detroit, Mich.
! - Mercedes-Benz Stadium - Atlanta, Ga.



PxP: Mark Jones
Analyst: Louis Riddick
Sideline: Quint Kessenich



PxP: Steve Jones
Analyst: Jack Ham
Sideline: Brian Tripp
Local: 99.5 & 103.7 FM/1450 AM
Web: GoPSUsports.com
Sirius/XM/Internet: 80/106/957

BY THE NUMBERS

223.2

Penn State leads the nation allowing just 223.2 total yards per game, the lowest in the FBS since Alabama in 2011.

48

Penn State has set a school record with 48 sacks this season, bettering 47 sacks in 2018, 1999, 1998 and 1979.

16

Penn State is playing in its 16th different bowl game and is set to play in its first ever Chick-fil-A Peach Bowl.

2nd

Olumuyiwa Fashanu became Penn State's second ever Rimington-Pace Big Ten Offensive Lineman of the Year winner.

INSIDE THE GAME

NO. 10 PENN STATE BATTLES NO. 11 OLE MISS IN CHICK-FIL-A PEACH BOWL

- OPENING KICK:** No. 10 Penn State meets No. 11 Ole Miss in the Chick-fil-A Peach Bowl on Saturday, December 30. Kickoff is set for noon on ESPN at Mercedes-Benz Stadium in Atlanta.
- PEACH BOWL HISTORY:** Penn State is set to play in the Chick-fil-A Peach Bowl for the first time in school history. The Peach Bowl is Penn State's 16th different bowl game in 53 overall bowl appearances. The Peach Bowl is the ninth-oldest bowl game and is set for its 56th annual game on December 30.
- SERIES HISTORY:** The Nittany Lions face Ole Miss for the first time in school history. Ole Miss is Penn State's 33rd different bowl opponent.
- FASHANU EARNS CONSENSUS ALL-AMERICA HONORS:** Junior offensive tackle Olumuyiwa Fashanu was named a first-team All-American by the Associated Press, AFCA, Sporting News and the Walter Camp Football Foundation, while earning second-team honors from the FWAA. By collecting first-team honors from at least three of the five NCAA-recognized outlets, Fashanu clinched consensus All-American status. He is Penn State's 41st player (44th selection) to reach consensus All-American status and the first PSU offensive lineman since Jeff Hartings in 1995. He is Penn State's 102nd First-Team All-American and one of 16 in the James Franklin era.
- DEFENSE AMONG NATION'S BEST:** The Nittany Lions finished the regular season leading the country in total defense (223.2), first downs allowed (151), yards per play (3.91), sacks per game (4.0) and total sacks (48). The 48 sacks are a school record. Penn State also ranks second in the nation in rushing defense (69.7) and tackles for loss per game (8.4) and third in pass defense (153.6), scoring defense (11.4), total tackles for loss (101) and fumbles recovered (12). Abdul Carter, Adisa Isaac and Chop Robinson earned first-team honors to lead 13 All-Big Ten selections.
- THE OPPOSITION:** Ole Miss finished the regular season with a 10-2 overall record and a 6-2 mark in SEC play. The Rebels concluded November with a 17-7 win over Mississippi State in the Egg Bowl. Ole Miss rushed for 211 yards, including 119 yards and a touchdown by Quinshon Judkins. In the fourth quarter, Jaxson Dart connected on a 26-yard touchdown pass with Caden Prieskorn. Daijahn Anthony led the defense with 15 tackles (6 solo), while Jeremiah Jean-Baptiste added 10 stops.

BREAKDOWN

Category	Rank	Player	Stat
RUSHING	Penn State: #13	Kaytron Allen	162 for 851 yds (70.9 ypg; 5.3 ypc), 6 TD
	Ole Miss: #4	Quinshon Judkins	237 for 1,052 yds (87.7 ypg; 4.4 ypc), 15 TD
PASSING	Penn State: #15	Drew Allar	214-of-350 (61.1%), 2,336 yds (194.7 ypg), 23 TD/1 INT
	Ole Miss: #2	Jaxson Dart	208-of-318 (65.4%), 2,985 yds, 20 TD/5 INT
RECEIVING	Penn State: #1	KeAndre Lambert-Smith	53 for 673 yds (56.1 ypg; 12.7 ypc), 4 TD
	Ole Miss: #9	Tre Harris	47 for 851 yds (77.4 ypg; 18.1 ypc), 8 TD
DEFENSE	Penn State: #41	Kobe King	54 TT, 5.0 TFL, 1.5 SK, 1 FR, 1 QBH
	Ole Miss: #25	Trey Washington	75 TT, 2.0 TFL, 3 INT, 1 FF, 1 FR, 2 PBU

RANKINGS COMPARISON

PSU	FBS	B1G	Stat	SEC	FBS	OM
40.8	58	5	3rd Down Offense Pct.	9	83	36.9
29.2	10	2	3rd Down Defense Pct.	10	63	39.0
60.6	74	6	Completion Pct.	6	25	65.2
153.6	3	3	Passing Defense	7	60	220.0
204.3	91	8	Passing Offense	4	26	276.6
72.7	27	4	Starting Quarterback QBR	5	20	76.7
24.1	17	3	Kick Return Avg.	14	121	16.1
10.8	37	3	Punt Return Avg.	10	59	9.2
90.0	111	13	Red Zone Defense	6	73	84.2
95.1	4	1	Red Zone Offense	8	45	87.3
69.7	2	1	Rushing Defense	9	67	151.9
186.7	24	1	Rushing Offense	4	40	178.8
11.4	3	3	Scoring Defense	4	34	22.3
37.2	12	1	Scoring Offense	4	19	34.8
4.0	1	1	Defensive Sacks Per Game	5	16	2.8
1.3	19	2	Sacks Allowed Per Game	6	75	2.2
33:02	9	1	Time of Possession	13	122	27:14
223.2	1	1	Total Defense	10	57	371.9
391.0	59	3	Total Offense	3	15	455.4
+18	1	1	Turnover Margin	1	12	+9
10.70	103	7	Explosive Play Offense Pct.	3	11	16.88
9.33	6	5	Explosive Play Defense Pct.	4	45	11.88

TABLE OF CONTENTS

Page 2 Quick Facts/National Polls/This Day in History
Page 3 Opponent Tracker/B1G/Media Info
Page 4-6 Head Coach James Franklin
Page 7 Ole Miss Scouting Report/Series History
Page 8-9 Bowl Notes
8 Bowl History
9 Season Honors Pt. 1
Page 10-13 Team Notes
10 Penn State vs. the Big Ten/PSU vs. B1G West
Milestone Watch
11 At the Start/Record Breakdown
12 Historic Series/Home Sweet Home/2023 Captains
13 National Nits

Page 14-24 Position Notes
14 Offensive Notes/Season Honors Pt. 2
15 Quarterbacks/Academic Success/
Pronunciations
16 Running Backs/Nicholas Singleton
17 Kaytron Allen/Tight Ends
18 Winningest Programs/Welcome to the Game
19 Wide Receivers/Coaching Staff/P1W
20 KeAndre Lambert-Smith/Offensive Line/
Nittany Lions in the NFL
21 Defensive Notes
22 Defensive Line/Assistant Coaches/Season Honors Pt. 3
23 Cornerbacks/Chop Robinson/Kalen King
24 Linebackers/Safeties/Abdul Carter
Special Teams/Lettermen Making Their Return/
Riley Thompson

Page 25-28 Numerical Roster/Alphabetical Roster
Page 29-32 Records Watch
Page 33-44 Game Recaps
Page 45 Bowl Opponents/Bowl Destinations/
Bowls in NFL Stadiums
Page 46 Bowl History/Bowl Appearances
Page 47-51 Bowl Records
Page 52-75 Player Bios
Page 76-79 Season Statistics
Page 80-88 Game-By-Game Statistics
Page 89-90 Long Plays
Page 91 Start Chart
Page 92 Participation
Page 93 The Last Time

PROGRAM NOTES

RECENT SUCCESS

Since 2016, Penn State holds a .740 winning percentage, with a record of 74-26, the eighth-best winning percentage among Power Five programs. Penn State has won at least nine games in five of the last seven seasons.

ACADEMIC EXCELLENCE

A total of 616 of Penn State football student-athletes have earned Academic All-Big Ten honors since 1993 for owning at least a 3.0 grade point average and being a letterwinner.

ONE OF NATION'S TOUGHEST HOME VENUES

Penn State owns a superlative 316-81 (.796) record inside Beaver Stadium, the nation's second-largest facility, which opened in 1960 and has a capacity of 106,572. The Nittany Lions are 45-9 in Beaver Stadium since 2016, an .833 winning percentage, the ninth-best home record among Power Five teams.

QUICK FACTS

UNIVERSITY

NAME The Pennsylvania State University
 LOCATION University Park, Pa.
 FOUNDED 1855
 ENROLLMENT 48,535 (UP Overall)
 NICKNAME Nittany Lions
 COLORS Blue & White
 CONFERENCE Big Ten
 DIVISION NCAA Division I
 STADIUM Beaver Stadium (106,572)
 STADIUM SURFACE Natural Grass
 PRESIDENT Dr. Neeli Bendapudi
 V.P. FOR INTERCOLLEGIATE ATHLETICS Dr. Patrick Kraft
 HEAD COACH James Franklin (10th Season)
 FOOTBALL OFFICE 814-865-0412
 TICKET OFFICE 1-800-NITTANY

FOOTBALL HISTORY

FIRST YEAR 1887
 ALL-TIME RECORD (135th Season) 930-408-42 (.689)
 7th in victories
 ALL-TIME BIG TEN RECORD (29th Season) 161-94 (.631)
 ALL-TIME BOWL RECORD 31-19-2 (.615)
 T-4th in bowl victories
 YEARS IN POSTSEASON PLAY 52
 10th in bowl appearances
 BEAVER STADIUM RECORD 316-81 (.796)

ASSISTANT COACHES

STACY COLLINS Western Oregon; 1995
 Special Teams Coordinator/Outside Linebacker/Nickels (2nd Season)
 TY HOWLE Penn State; 2013
 Co-Offensive Coordinator/Tight Ends (3rd Season)
 ANTHONY POINDEXTER Virginia; 2009
 Co-Defensive Coordinator/Safeties (3rd Season)
 DEION BARNES Penn State; 2014
 Defensive Line (1st Season)
 JA'UAN SEIDER West Virginia; 2000
 Assistant Head Coach/
 Co-Offensive Coordinator/Running Backs (6th Season)
 TERRY M. SMITH Penn State; 1991
 Associate Head Coach/
 Defensive Recruiting Coordinator/Cornerbacks (10th Season)
 MARQUES HAGANS Virginia; 2005
 Offensive Recruiting Coordinator/Wide Receivers (1st Season)
 PHIL TRAUTWEIN Florida; 2007
 Offensive Line (4th Season)
 CHUCK LOSEY Vanderbilt; 2002
 Assistant AD for Football Performance Enhancement (10th Season)

NATIONAL POLLS

PENN STATE IN THE POLLS

Date	CFP	AP	COACHES
Preseason	-	7	7
Week 2 (9/5)	-	7	7
Week 3 (9/10)	-	7	7
Week 4 (9/17)	-	7	7
Week 5 (9/24)	-	6	7
Week 6 (10/1)	-	6	5
Week 7 (10/8)	-	6	5
Week 8 (10/15)	-	7	6
Week 9 (10/22)	-	10	10
Week 10 (10/29, 10/31)	11	9	9
Week 11 (11/5, 7)	10	9	9
Week 12 (11/12, 14)	12	12	12
Week 13 (11/19, 21)	11	11	11
Week 14 (11/26, 28)	10	10	10
Week 15 (12/3)	10	10	10

COLLEGE FOOTBALL PLAYOFF (12/3)

1. Michigan	13-0
2. Washington	13-0
3. Texas	12-1
4. Alabama	12-1
5. Florida State	13-0
6. Georgia	12-1
7. Ohio State	11-1
8. Oregon	11-1
9. Missouri	10-2
10. PENN STATE	10-2
11. Ole Miss	10-2
12. Oklahoma	10-2
13. LSU	9-3
14. Arizona	9-3
15. Louisville	10-3
16. Notre Dame	9-3
17. Iowa	10-3
18. NC State	9-3
19. Oregon State	8-4
20. Oklahoma State	9-4
21. Tennessee	8-4
22. Clemson	8-4
23. Liberty	13-0
24. SMU	11-2
25. Kansas State	8-4

ASSOCIATED PRESS (12/3)

1. Michigan (51)	13-0	1539
2. Washington (11)	13-0	1499
3. Texas	12-1	1375
4. Florida State	13-0	1358
5. Alabama	12-1	1329
6. Georgia	12-1	1256
7. Ohio State	11-1	1185
8. Oregon	11-2	1119
9. Missouri	10-2	1014
10. PENN STATE	10-2	960
11. Ole Miss	10-2	944
12. Oklahoma	10-2	867
13. LSU	9-3	823
14. Arizona	9-3	740
15. Notre Dame	9-3	634
16. Louisville	10-3	584
17. SMU	11-2	432
18. Liberty	13-0	424
19. NC State	9-3	377
20. Iowa	10-3	356
21. Oregon State	8-4	309
22. Oklahoma State	9-4	256
23. Tulane	11-2	201
24. James Madison	11-1	177
25. Tennessee	8-4	98

Others receiving votes: Clemson 87, Troy 65, Utah 39, Kansas State 38, Miami Ohio 31, Toledo 22, Kansas 8, Kentucky 4.

USA TODAY/AFCA COACHES (12/3)

1. Michigan (51)	13-0	1535
2. Washington (8)	13-0	1482
3. Florida State	13-0	1358
4. Texas	12-1	1351
4. Alabama	12-1	1351
6. Georgia	12-1	1275
7. Ohio State	11-1	1187
8. Oregon	11-2	1092
9. Missouri	10-2	1023
10. PENN STATE	10-2	952
11. Ole Miss	10-2	932
12. Oklahoma	10-2	898
13. LSU	9-3	796
14. Arizona	9-3	707
15. Louisville	10-3	642
16. Notre Dame	9-3	633
17. Iowa	10-3	426
18. NC State	9-3	423
19. SMU	11-2	375
20. Liberty	13-0	315
21. Oklahoma State	9-4	299
22. Oregon State	8-4	295
23. Tennessee	8-4	226
24. Tulane	11-2	139
25. James Madison	11-1	114

Others receiving votes: Clemson 107, Troy 66, Kansas State 64, Utah 36, Kansas 17, West Virginia 8, Miami Ohio 8, Toledo 7, Boise State 7, San Jose State 3, New Mexico State 1.

2023 Opponents in bold

THIS DAY IN HISTORY

DEC. 30

RECORD: 2-0-1
 STREAK: W, 1

Season	Site	Result
1961	Gator Bowl	No. 17 Penn State 30, Georgia Tech 15
1967	Gator Bowl	Penn State 17, Florida State 17
2017	Fiesta Bowl	No. 9 Penn State 35, No. 12 Washington 28

NOTABLE

- In 2017, the Nittany Lions earned a 35-28 win over Washington in the Fiesta Bowl. Penn State posted 545 yards. Trace McSorley threw for 342 yards and two touchdowns, while Saquon Barkley rushed for 137 yards and two scores.
- In 1967, Penn State led for 59 minutes and 45 seconds against Florida State in the Gator Bowl. However, the Seminoles rallied from a 17-0 deficit and kicked a field goal with 15 seconds remaining to force a 17-17 tie. Tom Sherman tossed touchdown passes to Jack Curry and Ted Kwalick and kicked a 27-yard field goal to give PSU a 17-0 lead at halftime.
- In 1961, the Nittany Lions finished an 8-3 season with a 30-15 win over Georgia Tech. Penn State rallied from an early 9-0 deficit, led by three touchdown passes by Galen Hall.

OPPONENT TRACKER

<p>WEST VIRGINIA (SEPT. 2) Overall: 8-4 Big 12: 6-3 Duke's Mayo Bowl: vs. North Carolina (8-4) Last Game: W, 34-31, at Baylor (3-9) WVUSports.com</p>	<p>11/12* DELAWARE (SEPT. 9) Overall: 9-4 CAA: 6-2 FCS Playoffs: Eliminated FCS Playoffs 2nd Rd: L, 19-49, at Montana (11-1) BlueHens.com</p>	<p>Illinois (SEPT. 16) Overall: 5-7 Big Ten: 3-6 Bowl Game: N/A Last Game: L, 43-45, vs. Northwestern (7-5) FightingIllini.com</p>
<p>17/20/17 IOWA (SEPT. 23) Overall: 10-3 Big Ten: 7-2 Citrus Bowl: vs. Tennessee (8-4) Last Game: L, 0-26, vs. Michigan (13-0) HawkeyeSports.com</p>	<p>Northwestern (SEPT. 30) Overall: 7-5 Big Ten: 5-4 Las Vegas Bowl: vs. Utah (8-4) Last Game: W, 45-43, at Illinois (5-7) NUSports.com</p>	<p>UMASS (OCT. 14) Overall: 3-9 Independent: N/A Bowl Game: N/A Last Game: L, 18-31, vs. UConn (3-9) UMassAthletics.com</p>
<p>7/7/7 Ohio State (OCT. 21) Overall: 11-1 Big Ten: 8-1 Cotton Bowl: vs. Missouri (10-2) Last Game: L, 24-30, at Michigan (12-0) OhioStateBuckeyes.com</p>	<p>INDIANA (OCT. 28) Overall: 3-9 Big Ten: 1-8 Bowl Game: N/A Last Game: L, 31-35, at Purdue (4-8) IUHoosiers.com</p>	<p>Maryland (NOV. 4) Overall: 7-5 Big Ten: 4-5 Music City Bowl: vs. Auburn (6-6) Last Game: W, 42-24, at Rutgers (6-6) UMTerps.com</p>
<p>11/1/1 MICHIGAN (NOV. 11) Overall: 13-0 Big Ten: 9-0 Rose Bowl (CFP): vs. Alabama (12-1) Last Game: W, 26-0, vs. Iowa (10-3) MGoBlue.com</p>	<p>RUTGERS (NOV. 18) Overall: 6-6 Big Ten: 3-6 Pinstripe Bowl: vs. Miami (7-5) Last Game: L, 24-42, vs. Maryland (7-5) ScarletKnights.com</p>	<p>Michigan State (NOV. 24) Overall: 4-8 Big Ten: 2-7 Bowl Game: N/A Last Game: L, 0-42, vs. Penn State (10-2) MSUSpartans.com</p>
<p>11/11/11 Ole Miss (DEC. 30) Overall: 10-2 SEC: 6-2 Peach Bowl: vs. Penn State (10-2) Last Game: W, 17-7, vs. Mississippi State (5-7) OleMissSports.com</p>		

Rankings: CFP/AP/Coaches

* FCS Perform Stats/FCS Coaches

BIG STANDINGS

EAST	BIG TEN			OVERALL			
	W-L	%		W-L	%	AP	USA
Michigan	9-0	1.000		13-0	1.000	3-0	3-0
Ohio State	8-1	.889		11-1	.917	2-1	2-1
PENN STATE	7-2	.778		10-2	.833	1-2	1-2
Maryland	4-5	.444		7-5	.583	0-3	0-3
Rutgers	3-6	.333		6-6	.500	0-3	0-3
Michigan State	2-7	.222		4-8	.333	0-4	0-4
Indiana	1-8	.111		3-9	.250	0-3	0-3

WEST	W-L	%	W-L	%	AP	USA
Iowa	7-2	.778	10-3	.769	0-2	0-2
Northwestern	5-4	.556	7-5	.583	0-1	0-1
Wisconsin	5-4	.556	7-5	.583	0-1	0-1
Illinois	3-6	.333	5-7	.417	0-1	0-2
Minnesota	3-6	.333	5-7	.417	1-3	1-3
Nebraska	3-6	.333	5-7	.417	0-3	0-3
Purdue	3-6	.333	4-8	.333	0-2	0-2

BIG TEN BOWL SCHEDULE (All Times Eastern)

Saturday, December 23
SRS Distribution Las Vegas Bowl:
 Northwestern vs. Utah, 7:30 p.m. (ABC)

Tuesday, December 26
Quick Lane Bowl:
 Minnesota vs. Bowling Green, 2 p.m. (ESPN)

Thursday, December 28
Bad Boy Mowers Pinstripe Bowl:
 Rutgers vs. Miami, 2:15 p.m. (ESPN)

Friday, December 29
Cotton Bowl:
 Ohio State vs. Missouri, 8 p.m. (ESPN)

Saturday, December 30
Peach Bowl:
Penn State vs. Ole Miss, noon (ESPN)

TransPerfect Music City Bowl:
 Maryland vs. Auburn, 2 p.m. (ABC)

Monday, January 1
ReliaQuest Bowl:
 Wisconsin vs. LSU, noon (ESPN)

Cheez-It Citrus Bowl:
 Iowa vs. Tennessee, 1 p.m. (ABC)

Rose Bowl (CFP Semifinal):
 Michigan vs. Alabama, 5 p.m. (ESPN)

PENN STATE MEDIA CENTRAL

Notes, Flip Cards, Press Conference Video/Audio, etc. can be found by going to gopsusports.com/fbmedia.

For more stats/info, follow @PennStFBComms on Twitter.

BIG TEN MEDIA SERVICES

BIG TEN CONFERENCE RELEASE/STATISTICS: The Big Ten Conference football release, with standings and statistics, is available at www.bigten.org.

BIG TEN PLAYERS OF THE WEEK: The Big Ten Conference will be announcing Players of the Week every Monday during the season.

COLLEGE PRESSBOX.COM

collegepressbox is the official media website for Division I football. Access and download game notes, quotes, statistics, media guides, headshots, logos and more for all FBS schools, conferences, postseason games, awards and the College Football Playoff. For access, please register for an account at collegepressbox.com/register.

PENN STATE MEDIA SERVICES

FOOTBALL CONTACTS

Greg Kincaid (Primary)
 Cell: 814-753-2910

E-mail: grk5016@psu.edu
Twitter: @GoPSUGreg

Kris Petersen (James Franklin)
 Cell: 814-883-4581

E-mail: kap18@psu.edu
Twitter: @GoPSUKris

Paul Marboe
 Cell: 814-777-7604

E-mail: prms5118@psu.edu
Twitter: @pmarboe33

Matt Rudisill
 Cell: 610-844-7310

E-mail: mpr5529@psu.edu
Twitter: @mrudy26

Senior Assoc. AD for Communications/Content/Branding: Kris Petersen

Asst. AD for Football Communications: Greg Kincaid

Associate Directors: John Hanna, Chelsea Vielhauer

Assistant Directors: Julia Beretta, Pat Donghia
 Aaron Gaberman, Matt Jackson, Paul Marboe
 Matt Rudisill, Nick Whitley, Gabby Yanniello

Admin. Assistant: Cristin Guiher

Strategic Communications Office: 814-865-1757

Website: GoPSUsports.com

Address: 101D Bryce Jordan Center, University Park, Pa., 16802



FRANKLIN FILE

Born: February 2, 1972
Hometown: Langhorne, Pa.
Wife: Fumi
Daughters: Shola & Addison

Education:
 Neshaminy High School, 1990
 East Stroudsburg, 1995; B.S. in Psychology
 Washington State, 1999; M.A. in Educational Leadership

Playing Career:
 East Stroudsburg; Quarterback, 1991-94

Coaching Experience

2014-pres.	Head Coach	Penn State
2011-13	Head Coach	Vanderbilt
2008-10	Asst HC/Off. Coord./QBs	Maryland
2006-07	Off. Coord./QBs	Kansas State
2005	Wide Receivers	Green Bay Packers
2000-04	Recruiting Coord./WRs	Maryland
1999	Wide Receivers	Idaho State
1998	Grad. Asst./Tight Ends	Washington State
1997	Wide Receivers	James Madison
1996	Grad. Asst./Secondary	East Stroudsburg
1995	Wide Receivers	Kutztown

CAREER RECORD

VANDERBILT

Year	Overall	Conf.	Final AP; Notes
2011	6-7	2-6	Liberty Bowl (L)
2012	9-4	4-4	No. 23; Music City Bowl (W)
2013	9-4	5-3	No. 20; BBVA Compass Bowl (W)
3 yrs	24-15	11-13	

PENN STATE

Year	Overall	Conf.	Final AP; Notes
2014	7-6	2-6	PinStripe Bowl (W, OT)
2015	7-6	4-4	TaxSlayer Bowl (L)
2016	11-3	8-1	No. 7; Big Ten Champs, Rose Bowl (L)
2017	11-2	7-2	No. 8; Fiesta Bowl (W)
2018	9-4	6-3	No. 17; Citrus Bowl (L)
2019	11-2	7-2	No. 9; Cotton Bowl (W)
2020	4-5	4-5	
2021	7-6	4-5	Outback Bowl (L)
2022	11-2	7-2	No. 7; Rose Bowl (W)
2023	10-2	7-2	
10 yrs	88-38	56-32	

CAREER

	Overall	Conf.	Bowls
13 yrs	112-53	67-45	Won 6, Lost 5

HEAD COACH JAMES FRANKLIN

CAREER AT A GLANCE

- Franklin was named the 16th head football coach in the storied history of the Nittany Lion program on January 11, 2014.
- He is one of three current FBS head coaches (Dabo Swinney, Clemson; Gus Malzahn, UCF) to lead his teams to a bowl game in each of his first nine seasons as a head coach and one of four (Swinney; Malzahn; Mike Gundy, Oklahoma State) to do so in 12 of their first 13 seasons.
- Franklin is one of four current Big Ten coaches (Ryan Day, Kirk Ferentz, Jim Harbaugh) to have won a Big Ten Championship and became the first African American head coach to win a Big Ten title after Penn State's 2016 victory.
- He joins Mack Brown (UNC), Nick Saban (Alabama), Kirby Smart (Georgia) and Dabo Swinney (Clemson) as the only active coaches in college football to have won at least three New Year's Six or College Football Playoff games in their career.
- Franklin has led his teams to four Top 10 finishes (4 at Penn State) and seven Top 25 finishes (2 at Vanderbilt; 5 at Penn State).
- In the last eight seasons under Franklin, Penn State is one of six teams to rank in the top 12 of the CFP final rankings at least six times, joining Alabama, Clemson, Georgia, Ohio State and Oklahoma.
- From 2016-19, Franklin led the Nittany Lions to three New Year's Six bowls - 2016 (Rose), 2017 (Fiesta) and 2019 (Cotton), making Penn State one of eight teams to accomplish the feat during the four-year span. Penn State last went to three New Year's Six bowls in four years in 1980-83 (1980 Fiesta, 1982 Fiesta, 1983 Sugar).
- Franklin guided Penn State to back-to-back New Year's Six bowls in 2016 (Rose) and 2017 (Fiesta) for the first time since 1985 (Orange) and 1986 (Fiesta).
- From 2016-19, Franklin led Penn State to 42 wins, the most in program history for the Big Ten era, and 28 league wins, a program record.
- Franklin has 28 years of coaching experience at the collegiate and NFL level.
- In his first 12 years as a head coach, Franklin mentored 90 players who have gone on to the NFL ranks.
- Franklin is first all-time in total wins and winning percentage by an FBS African American head coach (minimum 80 wins).

NITTANY LIONS ON THE FIELD

- Penn State defeated No. 8/7/10 Utah, 35-21, in the 109th Rose Bowl Game to cap off the **2022** season. The Nittany Lions reached the 11-win plateau for the 19th time in program history.
- Penn State earned a New Year's Day bowl berth against Arkansas in the Outback Bowl in **2021**. With wins over No. 12/15 Wisconsin and No. 22/20 Auburn, Penn State tallied two wins over ranked teams within the first three games of the season for the first time in program history.
- In **2020**, with the emergence of young skill players on offense, true freshmen accounted for 1,486 of Penn State's 3,873 total yards (38 percent), marking a school record for most combined scrimmage yards by true freshmen in a single season.
- Penn State earned its third 11-win season in four years with an 11-2 record in **2019**, including a win over No. 17 Memphis in the Goodyear Cotton Bowl Classic. The Nittany Lions posted their fourth-straight top 12 finish in the final CFP rankings, coming in 10th, and were ranked ninth in the final Associated Press and Amway Coaches polls to earn their 25th AP Top 10 finish. Franklin was a finalist for the Paul "Bear" Bryant National Coach of the Year award for the second time at Penn State (2016) and third time in his head coaching career.
- In **2018**, the Nittany Lions posted their third-straight season with at least nine wins with a 9-4 overall record, earning a berth in the VRBO Citrus Bowl. Penn State finished No. 12 in the final CFP rankings and No. 17 in the Associated Press and Amway Coaches polls.
- Penn State climbed as high as No. 2 in the rankings in **2017** and appeared in a second-straight New Year's Six bowl, earning a 35-28 win over No. 11 Washington in the PlayStation Fiesta Bowl. At 11-2, the Nittany Lions earned back-to-back 11-win seasons for the fifth time in program history and first time since 2008 and 2009. Penn State finished the season No. 8 in the Associated Press and Amway Coaches polls and No. 9 in the final CFP rankings.
- Penn State surged in **2016**, winning nine consecutive games en route to the Big Ten Championship, a Rose Bowl berth and an 11-3 overall record. Penn State finished the season ranked No. 5 in the College Football Playoff rankings and No. 7 in the Associated Press and Amway Coaches polls. It was Penn State's highest finish in the polls since 2005. The Lions claimed their fourth overall Big Ten Championship and first outright title since 1994 with a thrilling, 38-31 comeback win over Wisconsin in the Big Ten Championship Game. Franklin was honored as Sporting News National Coach of the Year and the Woody Hayes National Coach of the Year, as well as the Dave McLain Big Ten Coach of the Year and Associated Press Big Ten Coach of the Year.
- Franklin guided the Nittany Lions to a 7-6 record in **2015** and a berth in the TaxSlayer Bowl.
- Franklin's first season in **2014** was bookended with a pair of thrilling victories for the Nittany Lions. It began with a final-play 26-24 victory over UCF in Dublin, Ireland, in Penn State's first-ever international game and ended with a comeback, a 31-30 overtime win over Boston College in the New Era PinStripe Bowl in Yankee Stadium. Franklin became just the third Penn State coach to lead the team to at least seven wins in his first season, joining Dick Harlow (1915) and Bill O'Brien (2012), and he guided the Nittany Lions to a 4-0 start, joining Harlow as the only first-year Penn State coaches to win their initial four games.

NITTANY LIONS IN THE CLASSROOM

- The Nittany Lions posted their first 1,000 single-year APR in program history in 2018-19, topping the previous high of 993 in 2014-15.
- Sean Clifford (2021) and Trace McSorley (2018) were selected as a National Football Foundation (NFF) Scholar-Athletes and finalists for the Campbell Trophy, known as the "Academic Heisman." They are the 18th and 19th Nittany Lions to be selected as an NFF Scholar-Athlete.
- In 2019, punter Blake Gillikin took home CoSIDA Academic All-America® first-team honors for the second-straight year to become the 12th two-time first-team selection in Penn State history. He graduated with a perfect 4.0 grade-point average in May.
- Gillikin's two first-team CoSIDA Academic All-America honors increase Penn State football's total to 67 honorees, which ranks second in Division I football history (FBS and FCS).
- Tyler Yazujuan collected a berth on the CoSIDA Academic All-America® first team in 2016 after an appearance on the second team in 2015.
- A program-record 10 Nittany Lions were named 2020-21 Big Ten Distinguished Scholars, besting the previous mark of nine set a year earlier.

NITTANY LIONS IN THE COMMUNITY

- The Nittany Lions are active in the community, participating in activities such as Uplifting Athletes, THON, Pennsylvania Special Olympics Summer Games, State College Area Food Bank and Penn State Hershey Children's Hospital visits.
- On June 15, 2020, Franklin was named to the Big Ten Anti-Hate and Anti-Racism Coalition.
- As part of the Cotton Bowl festivities in 2019, Franklin and his family made a \$10,000 financial commitment to the Dallas Children's Hospital.
- In August 2019, Franklin was named a Penn State University Renaissance Fund honoree, which awards outstanding community members for helping students in need.

BOWL GAMES AS A COACH

As a Head Coach:

2023 Peach Bowl	PSU
2023 Rose Bowl	PSU . . . W . . . 35-21
2022 Outback Bowl	PSU . . . L . . . 24-10
2019 Cotton Bowl	PSU . . . W . . . 53-39
2019 Citrus Bowl	PSU . . . L . . . 27-24
2017 Fiesta Bowl	PSU . . . W . . . 35-28
2017 Rose Bowl	PSU . . . L . . . 52-49
2016 TaxSlayer Bowl	PSU . . . L . . . 24-17
2014 Pinstripe Bowl	PSU . . . W . . . 31-30 (OT)
2014 BBVA Compass Bowl	VU . . . W . . . 41-24
2012 Music City Bowl	VU . . . W . . . 38-24
2011 Liberty Bowl	VU . . . L . . . 31-24

As an Assistant Coach:

2010 Military Bowl	UMD . . . W . . . 51-20
2008 Humanitarian Bowl	UMD . . . W . . . 42-35
2006 Texas Bowl	KSU . . . L . . . 37-10
2002 Orange Bowl	UMD . . . L . . . 56-23
2004 Gator Bowl	UMD . . . W . . . 41-7
2002 Peach Bowl	UMD . . . W . . . 30-3

COACHING HONORS

2019	Paul "Bear" Bryant Coach of the Year Finalist
2016	Sporting News National Coach of the Year
	Woody Hayes National Coach of the Year
	Maxwell Club Tri-State Coach of the Year
	College Sports Madness National Coach of the Year
	Eddie Robinson Coach of the Year Finalist
	Paul "Bear" Bryant Coach of the Year Finalist
	Associated Press Coach of the Year Finalist
	George Munger College Coach of the Year Semifinalist
	Big Ten Dave McClain Coach of the Year (media vote)
	Associated Press Big Ten Coach of the Year
	Athlon Sports Big Ten Coach of the Year
	ECAC Division I FBS Coach of the Year
	The Dodd Trophy Coach of the Week. (Oct. 24)
2012	Paul "Bear" Bryant Coach of the Year Finalist

ALL-AMERICANS AS A HEAD COACH

2023	Olumuyiwa Fashanu . 1st Team (Consensus)	2019	Micah Parsons . 1st Team (Consensus)
	Chop Robinson . . . 3rd Team		Pat Freiermuth . . . 2nd Team
2022	Olumuyiwa Fashanu . . . 2nd Team	2017	Saquon Barkley . 1st Team (Consensus)
	Kalen King . . . 2nd Team		Mike Gesicki . . . 2nd Team
	Joey Porter Jr. 2nd Team	2016	Saquon Barkley . . . 3rd Team
2021	Jaquan Brisker . . . 2nd Team	2015	Carl Nassib . . . 1st Team (Consensus)
	Arnold Ebiketie . . . 2nd Team	2014	Mike Hull . . . 2nd Team
	Jordan Stout . . . 2nd Team	2013	Jordan Matthews . . . 1st Team
	Jahan Dotson . . . 3rd Team	2012	Jordan Matthews . . . 3rd Team
		2011	Casey Hayward . . . 2nd Team

ALL-CONFERENCE SELECTIONS AS A HEAD COACH

2023	Abdul Carter . . . 1st	Nicholas Singleton . . . 2nd (RS)	Sean Clifford HM	
	Olumuyiwa Fashanu 1st	3rd (RB)	Curtis Jacobs HM	
	Adisa Isaac . . . 1st	Ji' Ayir Brown 3rd	Mike Miranda HM	
	Chop Robinson . . . 1st	Adisa Isaac 3rd	Juice Scruggs HM	
	Kaytron Allen . . . 2nd	Kalen King 3rd	Brenton Strange HM	
	Alex Felkins . . . 2nd	Juice Scruggs 3rd		
	Daequan Hardy . . . 2nd (RS)	Brenton Strange 3rd	2020	Pat Freiermuth 1st
	3rd (DB)	Barney Amor HM		Jayson Oweh 1st
	Kalen King 2nd	Sean Clifford HM		Shaka Toney 1st
	Hunter Nourzad . . . 2nd	Johnny Dixon HM		Will Fries 2nd
	Dani Dennis-Sutton 3rd	Bryce Effner HM		Mike Miranda 2nd
	Johnny Dixon 3rd	Curtis Jacobs HM		Jaquan Brisker 3rd
	Nicholas Singleton . . . 3rd (RB)	Hunter Nourzad HM		Jahan Dotson 3rd (WR)
	3rd (RS)	Jake Pinegar HM		3rd (WR)
	Tyler Warren 3rd	Chop Robinson HM		Michael Menet 3rd
	Drew Allar HM	Nick Tarburton HM		Joey Porter Jr. 3rd
	Zane Durant HM	Parker Washington HM		Rasheed Walker 3rd
	Dvon Ellies HM	Sal Wormley HM		Lamont Wade 3rd
	Olaivavega Ioane HM			Tariq Castro-Fields 3rd
	Curtis Jacobs HM			PJ Mustipher HM
	Theo Johnson HM	2021	Jaquan Brisker 1st	Antonio Shelton HM
	Kobe King HM		Jahan Dotson 1st (WR)	Brandon Smith HM
	KeAndre Lambert-Smith . . . HM		3rd (RS)	
	JB Nelson HM		Arnold Ebiketie 1st	
	Jaylen Reed HM		3rd (RS)	
	Riley Thompson HM		Jordan Stout 1st (P)	
	Caedan Wallace HM		3rd (K)	
	Kevin Winston Jr. HM		Ellis Brooks 2nd	
	Sal Wormley HM		PJ Mustipher 2nd	
			Ji' Ayir Brown 3rd	
			Jesse Luketa 3rd	
2022	Joey Porter Jr. 1st		Joey Porter Jr. 3rd	
	Abdul Carter 2nd		Brandon Smith 3rd	
	PJ Mustipher 2nd		Rasheed Walker 3rd	
	Olumuyiwa Fashanu 2nd		Tariq Castro-Fields HM	

AWARD WINNERS AS A HEAD COACH

2023	Olumuyiwa Fashanu Rimington-Pace Big Ten Offensive Lineman of the Year
2022	Nicholas Singleton Thompson-Randle El Big Ten Freshman of the Year
	Chris Stoll Patrick Mannelly Award
2021	Jordan Stout Eddleman-Fields Big Ten Punter of the Year
2020	Pat Freiermuth Kwalick-Clark Big Ten Tight End of the Year
2019	Micah Parsons Butkus-Fitzgerald Big Ten Linebacker of the Year
2017	Saquon Barkley Paul Hornung Award Winner
 Graham-George Big Ten Offensive Player of the Year
 Ameche-Dayne Big Ten Running Back of the Year
 Rodgers-Dwight Big Ten Return Specialist of the Year
 Chicago Tribune Silver Football Award
 Allstate AFCA Good Works Team
2016	Saquon Barkley Graham-George Big Ten Offensive Player of the Year
 Ameche-Dayne Big Ten Running Back of the Year
 Chicago Tribune Silver Football Award
 Tyler Davis Vlade Award
2015	Carl Nassib Rotary Lombardi Award
 Ted Hendricks Award
 Lott IMPACT Award
 CBS Sports National Defensive Player of the Year
 Nagurski-Woodson Big Ten Defensive Player of the Year
 Allstate AFCA Good Works Teams
2014	Mike Hull Butkus-Fitzgerald Big Ten Linebacker of the Year

NFL DRAFT PICKS

As a Head Coach:

2023	Joey Porter Jr. 2	32 . . . Steelers	2017	Zach Cunningham (V) . . . 2	57 . . . Texans
	Brenton Strange 2	61 . . . Jaguars		Chris Godwin 3	84 Buccaneers
	Juice Scruggs 2	62 . . . Texans		Will Holden (V) 5	17 . . . Cardinals
	Ji' Ayir Brown 3	87 . . . 49ers	2016	Austin Johnson 2	43 . . . Titans
	Sean Clifford 5	149 . . Packers		Christian Hackenberg . . 2	51 . . . Jets
	Parker Washington . . . 6	185 . . Jaguars		Carl Nassib 2	65 . . . Browns
2022	Jahan Dotson 1	16 Commanders		Anthony Zettel 6	202 . . Lions
	Arnold Ebiketie 2	38 . . . Falcons		Jordan Lucas 6	204 . . Dolphins
	Jaquan Brisker 2	48 . . . Bears		Stephen Weatherly (V) . . 7	227 . . Vikings
	Brandon Smith 4	120 . . Panthers	2015	Donovan Smith 2	34 Buccaneers
	Jordan Stout 4	130 . . Ravens		Adrian Amos 5	142 . . Bears
	Tariq Castro-Fields . . . 6	221 . . 49ers		Jesse James 5	160 . . Steelers
	Rasheed Walker 7	249 . . Packers	2014	Jordan Matthews 2	42 . . . Eagles
	Jesse Luketa 7	256 . . Cardinals		Wesley Johnson 5	173 . . Steelers
2021	Micah Parsons 1	12 . . . Cowboys		Andre Hal 7	216 . . Texans
	Odafe "Jayson" Oweh . . 1	31 . . . Ravens	2013	Zac Stacy 5	160 . . Rams
	Pat Freiermuth 2	55 . . . Steelers		Ryan Seymour 7	220 . . Seahawks
	Shaka Toney 7	246 . . WFT	2012	Casey Hayward 2	62 . . . Packers
	Michal Menet 7	247 . . Cardinals		Tim Fugger 7	214 . . Colts
	Will Fries 7	248 . . Colts	(V) - Indicates Franklin coached NFL Draft pick while at Vanderbilt.		
2020	Yetur Gross-Matos . . . 2	38 . . . Panthers			
	KJ Hamler 2	46 . . . Broncos			
	John Reid 4	141 . . Texans			
	Cam Brown 6	183 . . Giants			
	Robert Windsor 6	193 . . Colts			
2019	Miles Sanders 2	53 . . . Eagles			
	Connor McGovern . . . 3	90 . . . Cowboys			
	Shareef Miller 4	138 . . Eagles			
	Amani Oruwariye . . . 5	146 . . Lions			
	Trace McSorley 6	197 . . Ravens			
	Nick Scott 7	243 . . Rams			
2018	Saquon Barkley 1	2 . . . Giants			
	Mike Gesicki 2	42 . . . Dolphins			
	Oren Burks (V) 3	88 . . . Packers			
	Troy Apke 4	109 . . Redskins			
	DaeSean Hamilton . . . 4	113 . . Broncos			
	Marcus Allen 5	148 . . Steelers			
	Christian Campbell . . . 6	182 . . Cardinals			

As an Assistant Coach:

2011	Torrey Smith 2	58 . . . Ravens
	Da'Rel Scott 7	211 . . Giants
2010	Bruce Campbell 4	106 . . Raiders
2009	Darius Heyward-Bey . . 1	7 . . . Raiders
	Josh Freeman 1	17 Buccaneers
	Jaimie Thomas 7	236 . . Colts
	Dan Gronkowski 7	255 . . Lions
2008	Jordy Nelson 2	36 . . . Packers
2007	Yamon Figurs 3	74 . . . Ravens
	Thomas Clayton 6	186 . . 49ers

PENN STATE

Total Offense Highs

673.....Idaho, 2019
643.....Kent State, 2018
619.....at Maryland, 2017
609.....Nebraska, 2019
599.....Iowa, 2016
591.....at Illinois, 2018
586.. at Michigan State, 2023
580.....Illinois, 2020
579.....at Iowa, 2017
572.....Ohio, 2022

Total Offense Lows

180.....at Temple, 2015
186.....at Michigan, 2018
191.....at Michigan, 2016
207.....Michigan, 2015
214.....at Michigan, 2014
219.....Maryland, 2014
227.....at Ohio State, 2019
227.....Illinois, 2021
233.....Michigan State, 2014
238.....Michigan, 2023

First Down Highs

35.....Idaho, 2019
34.....Delaware, 2023
32.....Nebraska, 2017
32.....Ball State, 2021
31.....at Illinois, 2018
30.....at Maryland, 2019
30.....Maryland, 2020
30.....at Nebraska, 2020
29.....at Iowa, 2017
28.....Maryland, 2016
28.....at Maryland, 2017
28.....Maryland, 2018
28.....Illinois, 2020
28.....Iowa, 2023
28.....UMass, 2023

First Down Lows

9.....at Temple, 2015
10.....at Michigan, 2022
11.....at Michigan, 2018
11.....at Wisconsin, 2021
12.....Army, 2015
12.....at Michigan, 2016
13.....Ohio State, 2016
14.....Northwestern, 2014
14.....at Ohio State, 2015
14.....Michigan, 2015
14.....Pittsburgh, 2017
14.....Michigan State, 2018
14.....Buffalo, 2019
14.....Michigan, 2019
14.....Illinois, 2021

Rushing Yardage Highs

396.....vs. Memphis, 2019
387.....at Illinois, 2018
372.....Maryland, 2016
359.....Iowa, 2016
340.....at Rutgers, 2016
331.....Idaho, 2019
330.....Rutgers, 2015
315.....Delaware, 2023
310.....Maryland, 2018
297.....Kent State, 2018

Rushing Yardage Lows

16.....Ohio State, 2014
33.....at Ohio State, 2021
38.....Michigan State, 2014
39.....Indiana, 2017
42.....Maryland, 2014
44.....Ohio State, 2020
48.....at Maryland, 2015
49.....at Ohio State, 2023
50.....Northwestern, 2014
50.....at Wisconsin, 2021

Rushing Attempts Highs

62.....Maryland, 2016
60.....Delaware, 2023
58.....Northwestern, 2022
57.....at Rutgers, 2020
57.....Iowa, 2023
53.....Iowa, 2019
53.....vs. Memphis, 2019
53.....Illinois, 2020
52.....Iowa, 2016
52.....at Indiana, 2020
52.....at Nebraska, 2020

Rushing Attempts Lows

18.....at Wisconsin, 2021
22.....Michigan State, 2014
22.....Michigan, 2015
22.....at Michigan, 2022
24.....Pittsburgh, 2017
24.....Georgia State, 2017
24.....Buffalo, 2019
25.....Northwestern, 2014
26.....Michigan State, 2021
26.....at Ohio State, 2023

Passing Yardage Highs

454.....vs. UCF, 2014
429.....Villanova, 2021
421.....at Maryland, 2019
401.....at Michigan State, 2017
394.....at Ohio State, 2021
386.....Michigan State, 2016
384.....vs. Wisconsin, 2016
371.....vs. Boston College, 2014
371.....Ohio State, 2022
363.....at Maryland, 2021

Passing Yardage Lows

74.....Michigan, 2023
81.....Rutgers, 2019
88.....Rutgers, 2023
93.....at Illinois, 2014
103.....at Temple, 2015
112.....Temple, 2014
118.....at Michigan, 2018
120.....at Ohio State, 2015
121.....at Michigan, 2016
128.....Buffalo, 2015
128.....at Ohio State, 2019

Passing Attempt Highs

57.....Maryland, 2020
52.....at Ohio State, 2021
50.....Ohio State, 2014
50.....vs. Boston College, 2014
48.....at Iowa, 2017
48.....at Michigan State, 2017
47.....vs. UCF, 2014
47.....at Michigan State, 2015
47.....at Maryland, 2021
47.....Ohio State, 2022

Passing Attempt Lows

13.....at Ohio State, 2015
14.....Rutgers, 2023
15.....Rutgers, 2019
16.....at Illinois, 2014
17.....at Michigan, 2018
18.....Iowa, 2016
19.....Rutgers, 2015
19.....Army, 2015
19.....Maryland, 2016
20.....at Illinois, 2018
20.....vs. Memphis, 2019
20.....Northwestern, 2022

Passing Completion Highs

35.....at Ohio State, 2021
34.....vs. Boston College, 2014
32.....vs. UCF, 2014
32.....vs. Washington, 2014
32.....Ohio State, 2022
31.....Ohio State, 2014
31.....at Iowa, 2017
31.....Ohio, 2022
29.....at Northwestern, 2017
29.....at Maryland, 2019
29.....Auburn, 2021

Passing Completion Lows

7.....at Ohio State, 2015
7.....Rutgers, 2023
8.....at Illinois, 2014
8.....Ohio State, 2016
8.....at Michigan, 2018
8.....Rutgers, 2019
10.....Rutgers, 2015
10.....Army, 2015
10.....Maryland, 2016
10.....Northwestern, 2022

Scoring Highs

79.....Idaho, 2019
66.....at Maryland, 2017
66.....Kent State, 2018
63.....at Illinois, 2018
63.....Delaware, 2023
63.....UMass, 2023
62.....Purdue, 2016
59.....at Maryland, 2019
56.....Georgia State, 2017
56.....Nebraska, 2017
56.....Illinois, 2020

Scoring Lows

6.....Northwestern, 2014
7.....at Michigan, 2018
10.....Michigan State, 2014
10.....at Temple, 2015
10.....at Ohio State, 2015
10.....at Michigan, 2016
10.....vs. Arkansas, 2021
12.....at Ohio State, 2023
13.....at Rutgers, 2014
13.....at Michigan, 2014
13.....at Indiana, 2014

Total Offense Highs

575.....vs. USC, 2016
563.....at Michigan, 2022
554.....at Indiana, 2018
542.....vs. Memphis, 2019
529.....at Ohio State, 2017
526.....Ohio State, 2020
515.....at Michigan, 2016
474.....at Michigan State, 2017
469.....Minnesota, 2016
466.....at Ohio State, 2021
466.....vs. Maryland, 2015
466.....Nebraska, 2017

Total Offense Lows

53.. at Michigan State, 2023
76.....Iowa, 2023
87.....at Rutgers, 2016
104.....Purdue, 2019
109.....UMass, 2023
128.....at Maryland, 2019
134.....Maryland, 2022
140.....Delaware, 2023
145.....Idaho, 2019
159.....Akron, 2017

First Down Highs

33.....vs. USC, 2016
32.....at Indiana, 2018
31.....Minnesota, 2016
31.....at Wisconsin, 2021
29.....at Maryland, 2021
28.....at Michigan, 2022
27.....at Ohio State, 2017
27.....at Ohio State, 2019
27.....vs. Memphis, 2019
26.....Michigan State, 2016
26.....at Illinois, 2018
26.....Michigan, 2019
26.....Illinois, 2021
26.....at Purdue, 2022

First Down Lows

4.....Iowa, 2023
5.....at Rutgers, 2016
5.....Idaho, 2019
5.....Delaware, 2023
5.... at Michigan State, 2023
8.....Temple, 2014
8.....Purdue, 2019
9.....at Rutgers, 2022
9.....UMass, 2023
10.....Rutgers, 2017
10.....at Maryland, 2019
10.....Rutgers, 2021

Rushing Yardage Highs

418.....at Michigan, 2022
357.....Illinois, 2021
353.....vs. Arkansas, 2021
341.....at Pitt, 2016
326.....at Michigan, 2016
315.....at Ohio State, 2015
285.....vs. Boston College, 2014
261.....Army, 2015
259.....at Michigan, 2018
245.....at Pittsburgh, 2018
245.....at Illinois, 2018

Rushing Yardage Lows

-49..... at Maryland, 2023
-35.. at Michigan State, 2023
-19.....Purdue, 2019
3.....UMass, 2014
4.....Idaho, 2019
20.....Iowa, 2023
24.....vs. UCF, 2014
25.....Pittsburgh, 2019
25.....Michigan State, 2022
30.....Iowa, 2016

OPPONENTS

Rushing Attempts Highs

67.....Illinois, 2021
61.....at Ohio State, 2019
58.....Buffalo, 2019
58.....at Wisconsin, 2021
58.....vs. Arkansas, 2021
57.....Ohio State, 2014
56.....at Pitt, 2016
55.....Army, 2015
55.....at Rutgers, 2018
55.....at Michigan, 2022

Rushing Attempts Lows

16..... at Maryland, 2023
17.....Iowa, 2023
20.....Temple, 2014
22.....at Purdue, 2022
23.....at Iowa, 2017
23.....Central Michigan, 2021
24.....Indiana, 2022
24.....Delaware, 2023
25.....Akron, 2014
25.....at Maryland, 2017
25.....Pittsburgh, 2019
25.....Michigan State, 2022

Passing Yardage Highs

479.....vs. Memphis, 2019
453.....vs. USC, 2016
400.....at Michigan State, 2017
399.....Nebraska, 2017
372.....Pittsburgh, 2019
371.....Indiana, 2021
371.....at Maryland, 2019
365.....at Purdue, 2022
354.....Ohio State, 2022
344.....at Indiana, 2016

Passing Yardage Lows

32.....Army, 2015
38.....Illinois, 2021
43.....Rutgers, 2017
45.....UMass, 2023
46.....at Rutgers, 2018
48.....at Rutgers, 2016
55.....at Pittsburgh, 2018
56.....Iowa, 2023
58.....Delaware, 2023
60.....Wisconsin, 2021
60.....Michigan, 2023

Passing Attempt Highs

60.....at Purdue, 2022
58.....at Maryland, 2021
56.....at Michigan State, 2017
55.....Purdue, 2016
55.....at Indiana, 2018
54.....vs. USC, 2016
53.....Michigan State, 2018
53.....vs. Memphis, 2019
52.....Central Michigan, 2022
51.....Pittsburgh, 2019

Passing Attempt Lows

1.....Army, 2015
8.....Michigan, 2023
15.....at Pitt, 2016
15.....vs. Kentucky, 2018
16.....Maryland, 2016
16.....at Rutgers, 2018
16.....Iowa, 2023
16.....Rutgers, 2023
17.....at Rutgers, 2016
17.....at Michigan, 2018
17.....Delaware, 2023

Passing Completion Highs

41.....at Maryland, 2021
36.....Purdue, 2016
35.....at Indiana, 2018
35.....Pittsburgh, 2019
33.....vs. USC, 2016
33.....at Ohio State, 2017
33.....at Michigan State, 2017
33.....vs. Memphis, 2019
31.....Indiana, 2019
31..... at Maryland, 2023

Passing Completion Lows

1.....Army, 2015
5.....at Rutgers, 2018
6.....Delaware, 2023
6.....Iowa, 2023
7.....at Rutgers, 2016
7.....Rutgers, 2017
7.....Michigan, 2023
8.....Illinois, 2020
8.....Illinois, 2021
9.....at Michigan State, 2018
9.....Wisconsin, 2018
9.....vs. Kentucky, 2018
9.....Minnesota, 2022
9.....UMass, 2023

Scoring Highs

55.....at Michigan State, 2015
52.....vs. USC, 2016
49.....at Michigan, 2016
44.....Nebraska, 2017
44.....Ohio State, 2022
42.....at Pitt, 2016
42.....at Michigan, 2018
41.....Iowa, 2020
41.....at Michigan, 2022
39.....at Ohio State, 2017
39.....vs. Memphis, 2019

Scoring Lows

0.....Illinois, 2015
0.....at Rutgers, 2016
0.....Akron, 2017
0.....Georgia State, 2017
0.....at Maryland, 2019
0.....Indiana, 2021
0.....Rutgers, 2021
0.....Maryland, 2022
0.....Iowa, 2023
0.....UMass, 2023
0.... at Michigan State, 2023

SERIES NOTES

HEAD COACH LANE KIFFIN

- Lane Kiffin is in his fourth season at Ole Miss.
- He owns a 33-15 record at Ole Miss and a 94-49 career record.
- Kiffin has led the Rebels to bowl games in each of his first four seasons.
- Under Kiffin, Ole Miss played in the 2021 Outback Bowl (W, 26-20, vs. Indiana), 2022 Sugar Bowl (L, 7-21, vs. Baylor) and the 2022 Texas Bowl (L, 25-42, vs. Texas Tech).
- Before arriving in Oxford, Kiffin served three seasons as head coach at Florida Atlantic, leading the Owls to 10 wins in 2019 and 11 wins in 2017.
- Prior to Florida Atlantic, Kiffin as the offensive coordinator/quarterbacks coach at Alabama from 2014-16.
- Kiffin also served as head coach at USC (2010-13), Tennessee (2009) and with the Oakland Raiders (2007-08).

SCOUTING THE REBELS

- Ole Miss is 10-2 overall and 6-2 in the SEC this season.
- The Rebels earned SEC wins this season against LSU (55-49), Arkansas (27-20), Auburn (28-21), Vanderbilt (33-7), Texas A&M (38-35) and Mississippi State (17-7).
- Against Mississippi State, the Rebels tallied 307 total yards and 211 rushing yards.
- RB Quinshon Judkins rushed for 119 yards and a touchdown.
- Ole Miss ranks 19th in the country in scoring offense (34.8), 15th in total offense (455.4), 26th in passing offense (276.6) and 40th in rushing offense (178.8).
- The Rebels are also 12th in yards per completion (14.43) and 25th in completion percentage (65.2).
- Judkins is ninth in the country with 15 rushing touchdowns and 33rd with 1,052 rushing yards.
- On defense, Ole Miss sits 34th in the country in scoring defense (21.8), 57th in total defense (371.9), 60th in passing defense (220.0) and 67th in rushing defense (151.9).
- S Trey Washington paces Ole Miss with 75 tackles, while DE Jared Ivey leads the team with 9.5 tackles for loss and 5.5 sacks.
- PR Jordan Watkins has one punt return touchdown this season.

NITTANY LIONS VS. SEC

- Penn State is 25-24 all-time against current members of the SEC, most recently playing at Auburn, a 41-12 win, in 2022.
- Twenty-one of the 49 matchups against current SEC teams have come in bowl games, most recently the 2022 Outback Bowl vs. Arkansas.
- Penn State is 12-16 in regular season matchups.
- The Nittany Lions have also played former SEC members Sewanee (1-0) and Georgia Tech (1-1).
- Ten games against current SEC members occurred before they officially entered the SEC, including South Carolina (2-0), Texas A&M (3-1) and Missouri (3-1).

Opponent	Record	1st Meeting	Last Meeting
Alabama	5-10	1959	2011
Arkansas	0-1	2021	2021
Auburn	3-1	1995	2022
Florida	0-3	1962	2010
Georgia	1-1	1982	2015
Kentucky	3-3	1975	2018
LSU	2-0	1973	2009
Ole Miss	0-0	2023	2023
Mississippi State	0-0	-	-
Missouri	3-1	1959	1980
South Carolina	2-0	1940	1941
Tennessee	3-2	1971	2006
Texas A&M	3-1	1979	2007
Vanderbilt	0-1	1957	1957

OLE MISS BOWL HISTORY

- Ole Miss has appeared in 39 bowl games with a 24-15 record.
- The Rebels are making their 19th appearance in one of the New Year's Six bowls.
- In the CFP era, Ole Miss has appeared in the Peach Bowl once and the Sugar Bowl twice.
- The Rebels are playing in their third Peach Bowl, earning a 41-18 win against Georgia Tech in 1971 and falling 42-3 against TCU in 2014.
- Ole Miss fell 42-25 against Texas Tech in the 2022 Texas Bowl.
- The Rebels are 2-1 in bowl games against current members of the Big Ten.

SERIES RECORD

BOWL GAMES VS. SEC

- The Nittany Lions have played 19 previous bowl games against SEC opponents with a 9-10 record in those contests.
- Georgia Tech was a member of the SEC from 1932-64.
- Penn State has played 21 previous bowl games against current members of the SEC, including Missouri and Texas A&M, with a 12-9 mark in those games.

Date	Bowl	Result
Dec. 19, 1959	Liberty	Penn State 7, Alabama 0
Dec. 30, 1961	Gator	Penn State 30, Georgia Tech 15
Dec. 29, 1962	Gator	Florida 17, Penn State 7
Jan. 1, 1974	Orange	Penn State 16, LSU 9
Dec. 31, 1975	Sugar	Alabama 13, Penn State 6
Jan. 1, 1979	Sugar	Alabama 14, Penn State 7
Jan. 1, 1983	Sugar	Penn State 27, Georgia 23
Jan. 1, 1992	Fiesta	Penn State 42, Tennessee 17
Jan. 1, 1994	Citrus	Penn State 31, Tennessee 13
Jan. 1, 1996	Outback	Penn State 43, Auburn 14
Jan. 1, 1998	Citrus	Florida 21, Penn State 6
Jan. 1, 1999	Outback	Penn State 26, Kentucky 14
Jan. 1, 2003	Capital One Citrus	Auburn 13, Penn State 9
Jan. 1, 2007	Outback	Penn State 20, Tennessee 10
Jan. 1, 2010	Capital One Citrus	Penn State 19, LSU 17
Jan. 1, 2011	Outback	Florida 37, Penn State 24
Jan. 2, 2016	TaxSlayer Gator	Georgia 24, Penn State 17
Jan. 1, 2019	VRBO Citrus	Kentucky 27, Penn State 24
Jan. 1, 2022	Outback	Arkansas 24, Penn State 10
Dec. 30, 2023	Peach	vs. Ole Miss

LAST BOWL VS. SEC PENN STATE FALLS 24-10 AGAINST ARKANSAS IN OUTBACK BOWL

TAMPA, Fla. - The Penn State football team fell 24-10 against No. 22/24/21 Arkansas on Saturday in the Outback Bowl in Raymond James Stadium.

The Nittany Lions went into halftime with a 10-7 lead, but a strong rushing attack by Arkansas helped the Razorbacks to a victory.

Sean Clifford completed 14-of-32 passes for 195 yards and a touchdown and added 47 rushing yards. Parker Washington hauled in seven catches for 98 yards, while KeAndre Lambert-Smith had three receptions for 74 yards, including a 42-yard touchdown in the second quarter.

Ji'Ayir Brown led the Penn State defense with two interceptions, both in the first half, and six tackles. Curtis Jacobs recorded a career-high 10 tackles, including a sack, and Nick Tarburton had a career-best seven tackles with two for loss and a sack. Smith Wilbert set a Penn State bowl record, and tied the Outback Bowl record, with three sacks.

Penn State found itself in the red zone on its first drive after Clifford found Washington deep for a 42-yard gain. Arkansas would force Penn State into a missed field goal attempt.

The Penn State defense forced a takeaway on the ensuing drive when Ji'Ayir Brown intercepted a pass by KJ Jefferson in the end zone.

Arkansas followed with a turnover of its own when Clifford was intercepted by Greg Brooks Jr.

The Razorbacks got on the board in the closing seconds of the first quarter on a 3-yard touchdown run by Raheim Sanders.

The Nittany Lions evened the score with 10:53 remaining in the second when Clifford found a wide open Lambert-Smith downfield for a 42-yard touchdown.

Penn State took its first lead of the day later in the second on a 33-yard field goal by Jake Pinegar.

After Penn State turned the ball over on downs on a failed fake punt attempt, Ji'Ayir Brown recorded his second interception of the game to close out the first half. Penn State led 10-7 at halftime.

Arkansas re-took the lead on the opening drive of the second half on an 8-yard touchdown run by Jefferson. The Razorbacks extended their lead to seven midway through the third on a 36-yard field goal by Cam Little.

The Razorbacks pushed the lead to 24-10 with 2:08 to go in the third on a 1-yard touchdown by Sanders. Arkansas got a key turnover in the opening minutes of the fourth on an interception by Joe Foucha in the end zone.



TEAM STATISTICS

	PSU	ARK
First Downs	17	25
Rushing Yards	125	353
Passing Yards	198	98
Passing (C-A-Int)	15-35-2	14-20-2
Total Offense	323	451
Plays	63	78
Fumbles (#-Lost)	1-0	1-0
Penalties (#-Yards)	3-10	6-40
Possession Time	23:47	36:13
3rd-Down Conv.	6-15	4-14
Red Zone	1-3	4-6
Touchdowns	1	3
Field Goals	1	1

GAME LEADERS

* Top performers from each school based on yardage.

PENN STATE

Category	Player	Stats
Passing	Sean Clifford	14-of-32, 195 yds, 1 TD/2 INT
	Keyvone Lee	4 for 35 yds
Rushing	Sean Clifford	12 for 46 yds
	Keyvone Lee	4 for 35 yds
Receiving	Parker Washington	7 for 98 yds
	KeAndre Lambert-Smith	3 for 74 yds, 1 TD
Tackles (U-A-Total)	Curtis Jacobs	8-2-10
	Jesse Luketa	4-5-9

ARKANSAS

Category	Player	Stats
Passing	K.J. Jefferson	14-of-19, 98 yds, 0 TD/1 INT
	Raheim Sanders	13 for 79 yds, 2 TD
Rushing	K.J. Jefferson	20 for 110 yds, 1 TD
	Raheim Sanders	13 for 79 yds, 2 TD
Receiving	De'Vion Warren	3 for 33 yds
	Tyson Morris	3 for 32 yds
Tackles (U-A-Total)	Joe Foucha	6-1-7
	Hayden Henry	4-2-6

OTHER

Date	January 1, 2022
Location	Tampa, Fla.
Stadium	Raymond James Stadium
Attendance	46,577
Penn State	7-6
Arkansas	9-4

BOWL HISTORY

Below is a rundown of Penn State's complete bowl history, listing the date, bowl game and score, with opponent for all 53 of its bowl competitions. Scores in **BOLD** are Rose Bowls.

Jan. 1, 1923 - Rose Bowl	USC 14, Penn State 3
Jan. 1, 1948 - Cotton Bowl	Penn State 13, SMU 13
Dec. 19, 1959 - Liberty Bowl	Penn State 7, Alabama 0
Dec. 17, 1960 - Liberty Bowl	Penn State 41, Oregon 12
Dec. 30, 1961 - Gator Bowl	Penn State 30, Georgia Tech 15
Dec. 29, 1962 - Gator Bowl	Florida 17, Penn State 7
Dec. 30, 1967 - Gator Bowl	Penn State 17, Florida State 17
Jan. 1, 1969 - Orange Bowl	Penn State 15, Kansas 14
Jan. 1, 1970 - Orange Bowl	Penn State 10, Missouri 3
Jan. 1, 1972 - Cotton Bowl	Penn State 30, Texas 6
Dec. 31, 1972 - Sugar Bowl	Oklahoma 14, Penn State 0
Jan. 1, 1974 - Orange Bowl	Penn State 16, LSU 9
Jan. 1, 1975 - Cotton Bowl	Penn State 41, Baylor 20
Dec. 31, 1975 - Sugar Bowl	Alabama 13, Penn State 6
Dec. 27, 1976 - Gator Bowl	Notre Dame 20, Penn State 9
Dec. 25, 1977 - Fiesta Bowl	Penn State 42, Arizona State 30
Jan. 1, 1979 - Sugar Bowl	Alabama 14, Penn State 7
Dec. 22, 1979 - Liberty Bowl	Penn State 9, Tulane 6
Dec. 26, 1980 - Fiesta Bowl	Penn State 31, Ohio State 19
Jan. 1, 1982 - Fiesta Bowl	Penn State 26, USC 10
Jan. 1, 1983 - Sugar Bowl	Penn State 27, Georgia 23
Dec. 26, 1983 - Aloha Bowl	Penn State 13, Washington 10
Jan. 1, 1986 - Orange Bowl	Oklahoma 25, Penn State 10
Jan. 2, 1987 - Fiesta Bowl	Penn State 14, Miami (Fla.) 10
Jan. 1, 1988 - Citrus Bowl	Clemson 35, Penn State 10
Dec. 29, 1989 - Holiday Bowl	Penn State 50, BYU 39
Dec. 28, 1990 - Blockbuster Bowl	Florida State 24, Penn State 17
Jan. 1, 1992 - Fiesta Bowl	Penn State 42, Tennessee 17
Jan. 1, 1993 - Blockbuster Bowl	Stanford 24, Penn State 3
Jan. 1, 1994 - Citrus Bowl	Penn State 31, Tennessee 13
Jan. 2, 1995 - Rose Bowl	Penn State 38, Oregon 20
Jan. 1, 1996 - Outback Bowl	Penn State 43, Auburn 14
Jan. 1, 1997 - Fiesta Bowl	Penn State 38, Texas 15
Jan. 1, 1998 - Citrus Bowl	Florida 21, Penn State 6
Jan. 1, 1999 - Outback Bowl	Penn State 26, Kentucky 14
Dec. 28, 1999 - Alamo Bowl	Penn State 24, Texas A&M 0
Jan. 1, 2003 - Capital One Citrus Bowl	Auburn 13, Penn State 9
Jan. 3, 2006 - Orange Bowl	Penn State 26, Florida State 23 (3 OT)
Jan. 1, 2007 - Outback Bowl	Penn State 20, Tennessee 10
Dec. 29, 2007 - Alamo Bowl	Penn State 24, Texas A&M 17
Jan. 1, 2009 - Rose Bowl	USC 38, Penn State 24
Jan. 1, 2010 - Capital One Citrus Bowl	Penn State 19, LSU 17
Jan. 1, 2011 - Outback Bowl	Florida 37, Penn State 24
Jan. 2, 2012 - TicketCity Bowl	Houston 30, Penn State 14
Dec. 27, 2014 - New Era PinStripe Bowl	Penn State 31, Boston College 30
Jan. 2, 2016 - TaxSlayer Gator Bowl	Georgia 24, Penn State 17
Jan. 2, 2017 - Rose Bowl	USC 52, Penn State 49
Dec. 30, 2017 - Fiesta Bowl	Penn State 35, Washington 28
Jan. 1, 2019 - VRBO Citrus Bowl	Kentucky 27, Penn State 24
Dec. 28, 2019 - Goodyear Cotton Bowl	Penn State 53, Memphis 39
Jan. 1, 2022 - Outback Bowl	Arkansas 24, Penn State 10
Jan. 2, 2023 - Rose Bowl	Penn State 35, Utah 21
Dec. 30, 2023 - Peach Bowl	vs. Ole Miss

BOWL NOTES

PENN STATE EARNS 53RD BOWL BERTH

- Penn State is making its 53rd bowl appearance, tied-ninth all-time.
- Head Coach **James Franklin** has guided his teams to a bowl appearance 12 times (3 at Vanderbilt; 9 at Penn State).
- Penn State's 31 bowl victories are tied-fourth nationally and lead all Big Ten schools.
- The Nittany Lions' 61.5 winning percentage in bowl games (31-19-2 record) is No. 7 nationally among teams with at least 20 bowl appearances.
- Penn State is playing in its 16th different bowl game and has now played in each of the New Year's Six bowls.
- Penn State made its first postseason appearance in 1923 when it traveled across the country to face USC in the Rose Bowl Game to cap off the 1922 season.

ABOUT THE PEACH BOWL

- Penn State will make its first ever appearance in the Chick-fil-A Peach Bowl.
- The Chick-fil-A Peach Bowl will be Penn State's 16th different bowl game in 53 appearances.
- Ole Miss is Penn State's 33rd different bowl opponent.
- The Peach Bowl is the ninth-oldest bowl game and is set for its 56th game on December 30.
- The first Peach Bowl was played at Georgia Tech's Grant Field in 1968 between Florida State and LSU.
- Three Peach Bowls were played at Grant Field until the game was moved to Atlanta-Fulton County Stadium from 1971-1992.
- From 1993-2016, the Peach Bowl was played at the Georgia Dome until moving into its current venue, Mercedes-Benz Stadium.
- Chick-fil-A became the bowl's first and only title sponsor in 1996.
- From 2006-13, the game was called the Chick-fil-A Bowl until adding Peach back into the name in 2014.
- In 2013, the Peach Bowl was selected to be among the New Year's Six bowls with the Cotton, Fiesta, Orange, Rose and Sugar Bowls.
- The Peach Bowl hosted CFP Semifinals in 2016, 2019 and 2022.
- In 2009, the bowl partnered with the National Football Foundation to bring the College Football Hall of Fame to Atlanta.

PENN STATE IN DECEMBER BOWL GAMES

- Penn State will be playing the program's 20th December bowl game and owns a 13-5-1 record in the month.
- This is Penn State's fourth time playing on December 30 with a 2-0-1 record.
- In December 30 bowl games, Penn State won the 1961 Gator Bowl (30-15 vs. Georgia Tech), tied the 1967 Gator Bowl (17-17 vs. Florida State) and won the 2017 Fiesta Bowl (35-28 vs. Washington).

BIG TEN IN PEACH BOWL

- Penn State is making the Big Ten's 11th appearance in the Peach Bowl.
- The Big Ten is 3-7 in previous appearances with wins by Purdue (1978), Iowa (1982) and Michigan State (2021).
- Indiana, Iowa and Purdue have each made two appearances, while Illinois, Michigan, Michigan State and Ohio State each have one.

NITTANY LIONS FROM GEORGIA

- CB **Audavion Collins** - Covington/Newton
- OL **Hunter Nourzad** - Marietta/The Walker School
- RB **Cam Wallace** - Mount Vernon/Montgomery County

OLE MISS CONNECTIONS

- Penn State freshman **S King Mack** and Ole Miss sophomore WR Bralon Brown both played at St. Thomas Aquinas High School in Florida.
- Penn State sophomore RB **Kaytron Allen** and junior WR **Malik McClain** and Ole Miss freshman CB Nyseer Fullwood-Theodore and senior DT Stephon Wynn Jr. all played at IMG Academy in Florida.
- Penn State redshirt sophomore WR **Harrison Wallace III** and Ole Miss sophomore RB Quinshon Judkins both played at Pike Road High School in Alabama.

TOP PENN STATE BOWL PERFORMANCES IN NEW YEAR'S SIX SINCE 2016

- Since 2016, Penn State has made appearances in the Rose Bowl (2017, 2023), Fiesta Bowl (2017), Cotton Bowl (2019) and Peach Bowl (2023).
- In the 2023 Rose Bowl Game, Sean Clifford was named Offensive Player of the Game, throwing for 279 yards and two touchdowns, including an 88-yard touchdown pass to **KeAndre Lambert Smith**, the longest pass play in Rose Bowl history.
- **Nicholas Singleton** rushed for 120 yards and two touchdowns, including an 87-yard touchdown run in the second quarter. It is the third-longest run in Rose Bowl history and the second-longest in Penn State bowl history.
- Safety Ji'Ayir Brown picked up Defensive Player of the Game honors, recording an interception and 1.5 sacks.
- In the 2019 Goodyear Cotton Bowl Classic, Penn State posted a team-bowl-record 396 rushing yards, led by Journey Brown's 202 yards, a Penn State individual bowl record.
- Micah Parsons earned Most Outstanding Defensive Player honors from the Cotton Bowl with 14 tackles, three tackles for loss, two sacks and two forced fumbles.
- In the 2017 Playstation Fiesta Bowl, Trace McSorley threw for 342 yards and two touchdowns to lead the Penn State offense to 545 total yards. He was named Offensive MVP.
- Saquon Barkley set a Fiesta Bowl and PSU bowl record with a 92-yard touchdown run. He added another touchdown and finished the game with 137 rushing yards.
- In the 2017 Rose Bowl Game, Barkley tallied 306 all-purpose yards and three touchdowns. He rushed for 194 yards and two scores, while adding 55 receiving yards and a score.
- Chris Godwin hauled in nine receptions for 187 yards and two touchdowns, while McSorley tossed four touchdown passes.

ALL-AMERICA HONORS

- Junior OL **Olumuyiwa Fashanu** was a consensus All-American, earning first-team honors by the Associated Press, AFCA, Sporting News and the Walter Camp Football Foundation.
- He was also a first-team selection by The Athletic, CBS Sports, Sports Illustrated and USA Today.
- He was a second-team All-America selection by the FWAA.
- Fashanu is PSU's 44th consensus All-American selection (41st player) and the first offensive lineman since Jeff Hartings (1995).
- Junior DE **Chop Robinson** was selected a second-team All-American by Pro Football Focus and USA Today and a third-team All-American by the Associated Press.
- Sophomore LB **Abdul Carter** was voted a second-team All-American by Sports Illustrated.
- Redshirt senior PR **Daequan Hardy** was named a second-team All-American by CBS Sports.

AWARD FINALISTS/SEMIFINALISTS

- Junior OL **Olumuyiwa Fashanu** was named one of 16 William V. Campbell Trophy finalists on Oct. 25.
- The William V. Campbell Trophy recognizes an individual as the absolute best football scholar-athlete in the nation for his combined academic success, football performance and exemplary leadership.

BOWL/TEAM NOTES

- Fashanu was honored as a National Football Foundation (NFF) Scholar-Athlete, becoming the 20th Nittany Lion to earn that accolade.
- Fashanu was also a semifinalist for the Lombardi Award, which goes annually to the college football offensive or defensive lineman who exemplifies the character and discipline of NFL Hall of Fame Head Coach Vince Lombardi in addition to outstanding performance and ability.
- Junior LB **Curtis Jacobs** was tabbed as one of 12 semifinalists for the Butkus Award, which is annually given to the top linebacker in college football.
- Junior TE **Theo Johnson** was named one of nine semifinalists for the Mackey Award, which is annually presented to the top tight end in college football.

FASHANU EARNS BIG TEN OFFENSIVE LINEMAN OF THE YEAR

- Penn State OL **Olumuyiwa Fashanu** was named the Big Ten Rimington-Pace Offensive Lineman of the Year on November 29.
- Fashanu is the fourth Nittany Lion to win the conference's Offensive Lineman of the Year award, joining A.Q. Shipley (2008).
- Fashanu became Penn State's 38th major award winner of a conference award and the 12th in the **James Franklin** era.
- He was a finalist for the William V. Campbell Trophy and was a semifinalist for the Lombardi Award.
- He has appeared in 29 career games, making 22 starts at left tackle for the Nittany Lions.
- Fashanu has allowed no sacks and 11 pressures in 382 pass blocking snaps this season.

BIG HONORS

- Penn State had 29 All-Big Ten selections across offense, defense and special teams.
- On offense, OL **Olumuyiwa Fashanu** was named first team by the coaches and media.
- OL **Hunter Nourzad** was selected second team by the coaches and media.
- RB **Kaytron Allen** was voted second team by the coaches and third team by the media.
- RB **Nicholas Singleton** was tabbed third team by the coaches and media.
- TE **Tyler Warren** was selected third team by the coaches and honorable mention by the media.
- QB **Drew Allar**, TE **Theo Johnson**, WR **KeAndre Lambert-Smith**, OL **JB Nelson**, OL **Caedan Wallace** and OL **Sal Wormley** were named honorable mention by the coaches and media.
- OL **Olaivavega Ioane** was tabbed honorable mention by the media.
- On defense, DE **Chop Robinson** led the way as a first team selection by the coaches and media.
- LB **Abdul Carter** was a first team selection by the coaches and a second team selection by the media.
- DE **Adisa Isaac** was tabbed first team by the media and second team by the coaches.
- CB **Kalen King** earned second team honors from the coaches and media.
- DE **Dani Dennis-Sutton**, CB **Johnny Dixon** and CB **Daequan Hardy** were named third team by the coaches and honorable mention by the media.
- LB **Kobe King**, S **Jaylen Reed** and S **Kevin Winston Jr.** were tabbed honorable mention by the coaches and media.
- LB **Curtis Jacobs** was named honorable mention by the coaches, while DT **Zane Durant** and DT **Dvon Ellies** were selected honorable mention by the media.
- On special teams, PR **Daequan Hardy** was a second-team selection by the coaches and media.
- K **Alex Felkins** was tabbed second team by the media and third team by the coaches.
- KR **Nicholas Singleton** and P **Riley Thompson** were named honorable mention by the coaches and media.

BANQUET WINNERS

- Penn State held its annual awards banquet on December 10.
- Captain's Award: LB **Dominic DeLuca**, S **Keaton Ellis**, OL **Olumuyiwa Fashanu**, DE **Adisa Isaac**, TE **Theo Johnson**, WR **Malick Meiga**
- Public Service Award: OL **Nick Dawkins**
- Developmental Squad Special Teams Player of the Year: LB **Kaveion Keys**, CB **Jace Tutty**
- Developmental Squad Defensive Player of the Year: LB **Kaveion Keys**, DE **Jake Wilson**
- Developmental Squad Offensive Player of the Year: WR **Ethan Black**, OL **Addison Penn**
- Outstanding Run-On Award: OL **Dominic Rulli**, CB **Kolin Dinkins**
- Dick Maginnis Memorial Award (Outstanding OL): OL **Olumuyiwa Fashanu**
- Reid Robinson Award (Outstanding DL): DE **Adisa Isaac**, DE **Chop Robinson**
- Iron Lion (Strength & Conditioning Award): TE **Theo Johnson**
- Tim Shaw Thrive Award (Student-athlete who has overcome adversities and been an inspiration to fellow teammates): OL **Hunter Nourzad**, CB **Johnny Dixon**
- Bob Mitinger Memorial Award (Ultimate Teammate): TE **Tyler Warren**, CB **Daequan Hardy**
- Ridge Riley Memorial Award (Core Values Award): WR **Malick Meiga**, DT **Dvon Ellies**
- Highest Academic Average (Cumulative GPA): WR **Jan Mahlert**
- Nittany Lion Club Award (Senior with highest GPA): OL **Hunter Nourzad**
- Letterman's Club Scholarship (Outstanding graduating senior): OL **Nick Dawkins**
- John Bruno Memorial Award (Outstanding Special Teams): LB **Dominic DeLuca**
- Most Valuable Offensive Player: RB **Kaytron Allen**, RB **Nicholas Singleton**
- Most Valuable Defensive Player: DE **Adisa Isaac**
- Team Most Valuable Player: OL **Olumuyiwa Fashanu**, DE **Chop Robinson**
- Lions Pride Outstanding Senior Player Award: LB **Curtis Jacobs**, TE **Theo Johnson**, OL **Caedan Wallace**
- Quarterback Club Award: DT **Hakeem Beamon**, WR **Dante Cephas**, K **Alex Felkins**, OL **Golden Israel-Achumba**, WR **KeAndre Lambert-Smith**, RB **Trey Potts**, RB **Tank Smith**, WR **Mason Stahl**, OL **Ibrahim Traore**
- Keystone Award: LB **Abdul Carter**, TE **Theo Johnson**, TE **Tyler Warren**, S **Kevin Winston Jr.**

KOTELNICKI NAMED PENN STATE OC

- On December 1, Penn State head coach **James Franklin** announced the hiring of **Andy Kotelnicki** as offensive coordinator for the Nittany Lions.
- He joins Penn State after spending three seasons as Kansas' offensive coordinator, including the 2023 season as the associate head coach.
- Over the last three seasons, Kotelnicki's Kansas offense has been explosive, ranking 12th in the country in 20+ yard plays (8.3%), 15th in 30+ yard plays (3.89%) and 11th in 40+ yard plays (2.12%) during that span.
- Additionally, KU ranks 10th in the country in 15+ yard pass plays (20.97%) in the last three years.
- The Kansas offense has been efficient in the red zone and on third downs over the last three seasons, ranking 11th in red zone touchdown percentage (68.24) and 16th in third down conversion percentage (44.9).
- The Jayhawks have scored 40+ points in nine games in during the three-year window and 50+ points in five games.
- Kansas has reached the 400 total yards mark in 20 games and 500 total yards in 11 games, while rushing for 200 yards in 16 games and 300 yards in three games.

SEASON HONORS

DREW ALLAR, QUARTERBACK

All-Big Ten Honorable Mention (Coaches & Media)
 Davey O'Brien Award Class of 2023
 Davey O'Brien Award Great 8 (9/25, 11/6)
 Big Ten Offensive Player of the Week (9/5)
 Manning Award Star of the Week (9/5)

KAYTRON ALLEN, RUNNING BACK

All-Big Ten Second Team (Coaches)/Third Team (Media)
 Doak Walker Award Watch List

HAKEEM BEAMON, DEFENSIVE TACKLE

Reese's Senior Bowl Watch List

ABDUL CARTER, LINEBACKER

Sports Illustrated All-America Second Team
 All-Big Ten First Team (Coaches)/Second Team (Media)
 Bednarik Award Watch List
 Bronko Nagurski Trophy Watch List
 Butkus Award Watch List
 Lombardi Award Watch List
 Lott IMPACT Trophy Watch List
 PFF Preseason All-America Honorable Mention

DANTE CEPHAS, WIDE RECEIVER

Biletnikoff Award Watch List
 Reese's Senior Bowl Watch List

BEN CHIZMAR, LINEBACKER

Academic All-Big Ten

LIAM CLIFFORD, WIDE RECEIVER

Academic All-Big Ten

AMIEL DAVIS, RUNNING BACK

Academic All-Big Ten

NICK DAWKINS, OFFENSIVE LINE

Academic All-Big Ten

DOMINIC DELUCA, LINEBACKER

Burlsworth Trophy Nominee

DANI DENNIS-SUTTON, DEFENSIVE END

All-Big Ten Third Team (Coaches)/Honorable Mention (Media)
 Academic All-Big Ten

JOHNNY DIXON, CORNERBACK

All-Big Ten Third Team (Coaches)/Honorable Mention (Media)
 Reese's Senior Bowl Watch List

ZANE DURANT, DEFENSIVE TACKLE

All-Big Ten Honorable Mention (Media)

TYLER DUZANSKY, LONG SNAPPER

Academic All-Big Ten

DVON ELLIES, DEFENSIVE TACKLE

All-Big Ten Honorable Mention (Media)
 Allstate AFCA Good Works Team Watch List
 Wuerffel Trophy Watch List

KEATON ELLIS, SAFETY

Reese's Senior Bowl Watch List

TYLER ELSDON, LINEBACKER

Academic All-Big Ten
 Reese's Senior Bowl Watch List

OMARI EVANS, WIDE RECEIVER

Academic All-Big Ten
 Earl Campbell Tyler Rose Award Watch List

PENN STATE VS. BIG TEN

PENN STATE VS. BIG TEN

- Penn State is 50-22 in the Big Ten since 2016.
- PSU won 13 consecutive games against Big Ten opponents from 2016-17, breaking its record of 12 from 1993-94.
- Penn State owns a 244-119-3 mark against Big Ten Conference teams since the Nittany Lions first opposed Ohio State in 1912.
- The Nittany Lions began play as a member of the Big Ten Conference in 1993 and have a 160-94 mark.
- Penn State played 109 games vs. the current Big Ten alignment when either or both Penn State itself (prior to 1993) or the opponent (Nebraska prior to 2011; Maryland and Rutgers prior to 2014) was not yet a member of the Big Ten. The Nittany Lions went 80-26-3 in those games.

Opponent	Record	1st Meeting	Last Meeting
Illinois	21-6	1954	2023
Indiana	25-2	1993	2023
Iowa	18-14	1930	2023
Maryland	43-3-1	1917	2023
Michigan	10-17	1993	2023
Michigan State	19-18-1	1914	2023
Minnesota	10-6	1993	2022
Nebraska	8-10	1920	2020
Northwestern	16-5	1993	2023
Ohio State	14-25	1912	2023
Purdue	16-3-1	1951	2022
Rutgers	32-2	1918	2023
Wisconsin	11-9	1953	2021

Bold indicates 2023 opponent

WINNING THE WEST

- Penn State is 21-8 against the Big Ten West Division since it was formed in 2014.
- Penn State had a 12-game winning streak against the Big Ten West snapped at Minnesota in 2019.

Penn State vs. the Big Ten West Division (Est. 2014)

Date	Opponent	Result
Sept. 27, 2014	Northwestern	L, 6-29
Nov. 22, 2014	at Illinois	L, 14-16
Oct. 31, 2015	Illinois	W, 39-0
Nov. 7, 2015	at Northwestern	L, 21-23
Oct. 1, 2016	Minnesota	W, 29-26 (OT)
Oct. 29, 2016	at Purdue	W, 62-24
Nov. 5, 2016	Iowa	W, 41-14
Dec. 3, 2016	vs. No. 6 Wisconsin (BIG Championship)	W, 38-31
Sept. 23, 2017	at Iowa	W, 21-19
Oct. 7, 2017	at Northwestern	W, 31-7
Nov. 18, 2017	Nebraska	W, 56-44
Sept. 21, 2018	at Illinois	W, 63-24
Oct. 27, 2018	No. 18 Iowa	W, 30-24
Nov. 10, 2018	Wisconsin	W, 22-10
Oct. 5, 2019	Purdue	W, 35-7
Oct. 12, 2019	at No. 17 Iowa	W, 17-12
Nov. 9, 2019	at No. 13 Minnesota	L, 26-31
Nov. 14, 2020	at Nebraska	L, 23-30
Nov. 21, 2020	Iowa	L, 21-41
Dec. 19, 2020	Illinois	W, 56-21
Sept. 4, 2021	at No. 12 Wisconsin	W, 16-10
Oct. 9, 2021	at No. 3 Iowa	L, 20-23
Oct. 23, 2021	Illinois	L, 18-20 (9 OT)
Sept. 1, 2022	at Purdue	W, 35-31
Oct. 1, 2022	Northwestern	W, 17-7
Oct. 22, 2022	Minnesota	W, 45-17
Sept. 16, 2023	at Illinois	W, 30-13
Sept. 23, 2023	No. 24 Iowa	W, 31-0
Sept. 30, 2023	at Northwestern	W, 41-13

MILESTONE WATCH

- **Drew Allar** is 98 yards shy of 3,000 career yards of total offense.
- Allar is 320 yards shy of 3,000 career passing yards.
- **Abdull Carter** is 4 tackles for loss shy of 20 career tackles for loss.
- **Johnny Dixon** is 6 passes defended shy of 30 career passes defended.
- Dixon is 4 tackles shy of 100 career tackles.
- **Keaton Ellis** is 14 tackles shy of 100 career tackles.
- **Daquan Hardy** is 5 passes defended shy of 30 career passes defended.
- **Adisa Isaac** is 10 tackles shy of 100 career tackles.
- **Theo Johnson** is 78 receiving yards shy of 1,000 career receiving yards.
- **Kalen King** is 2 passes defended shy of 30 career passes defended.
- **Kobe King** is 2 tackles shy of 100 career tackles.
- **Riley Thompson** is 187 yards shy of 5,000 career punt yards.

TEAM NOTES

ALLEN HIRED AS PENN STATE DC

- On December 19, Penn State head coach **James Franklin** announced the hiring of **Tom Allen** as defensive coordinator and linebackers coach for the Nittany Lions.
- He joins Penn State after spending seven seasons as head coach at Indiana.
- The 2020 American Football Coaches Association (AFCA) National Coach of the Year, Allen brings 32 years of coaching experience to Happy Valley.
- During his last 28 seasons, Allen's teams have posted a combined record of 255-117 (.685).
- Allen joined the Hoosiers in 2016 as associate head coach/defense and engineered the biggest defensive turnaround in the nation.
- From 2015-17 the Hoosiers had the most improved defense nationally in total defense (-169.4) and passing defense (-134.1), the sixth-most improved in third-down defense (-12.2 percent) and the ninth-most improved in points per game allowed (-12.3 ppg).
- In his eight-year tenure at Indiana, IU ranked top five in the Big Ten in third down defense in five seasons and in the Top 15 nationally twice. The Hoosiers ranked sixth in the Big Ten in third down defense (36.6%) during the eight-year span.
- Allen coached four defensive All-Americans (Tiawan Mullen, 2020; Aaron Casey, 2023; Tegray Scales, 2017; Micah McFadden, 2020) and 35 All-Big Ten honorees.

BACK-TO-BACK 10 WIN SEASONS

- Penn State has reached 10 wins in a season for the 26th time in program history and 10 regular season wins for the 21st time in program history.
- The Nittany Lions at least won 10 games in back-to-back seasons for the 12th time in program history.
- With its win over Michigan State, the Nittany Lions clinched their second-straight 10+ win season.
- Penn State joins Alabama, Florida State, Georgia, LSU, Michigan, Ohio State, Oregon, Troy, Tulane and Washington as teams who have posted 10+ win seasons in 2022 and 2023. Ohio still has the opportunity at a second-straight 10+ win season.
- The Nittany Lions reached 10 wins for the fifth time since 2016.
- Penn State is one of 11 FBS teams with at least 10 wins in at least five of the last eight seasons, joining Alabama (8), Boise State (6), Clemson (7), Georgia (6), Michigan (6), Notre Dame (5), Ohio State (7), Oklahoma (6), Troy (5) and Washington (5).

IN THE CFP RANKINGS

- Penn State opened the 2023 College Football Playoff rankings at No. 11 and finished at No. 10 in the final 2023 poll.
- Penn State is one of nine FBS teams who have appeared in each of the last 12 CFP rankings.
- With appearances in the last 12 CFP rankings, Penn State is tied for the sixth-longest active streak among FBS teams.
- The Nittany Lions have appeared in the CFP rankings 36 times since the College Football Playoff was introduced in 2014.
- Penn State has ranked among the CFP Top 10 on 20 occasions.
- Penn State has finished in the CFP Top 12 six times, ranking sixth-most among FBS teams and second among Big Ten teams.

STREAKING

- Penn State has allowed 24 or less points in 17-straight games. It is the nation's longest active streak.
- Penn State has not allowed a first-drive touchdown in the last 26 games, dating back to the Michigan State game in 2021. It is the nation's longest active streak.
- Penn State has not allowed a special teams touchdown in 60-straight games, dating back to the start of the 2019 season.
- Penn State has won 18 consecutive games against teams that are not members of a Power Five conference.
- Penn State has won 19 consecutive games over non-conference opponents during the regular season, dating back to a win over Temple in 2016.

- Penn State has won 25-straight non-conference home games, dating back to a win over Kent State in 2013.

MICHIGAN STATE POSTGAME NOTES

- The Nittany Lions are 18-10 in Land Grant Trophy games.
- The Nittany Lions are 47-14-2 all-time when playing in an NFL stadium, including 33-5-2 in regular season games.
- Penn State is 17-8-1 all-time, in regular season games, when playing on Friday and 3-2 when playing on Black Friday.
- The 42-0 win is Penn State's second-largest margin of victory against Michigan State, behind only a 61-7 win in 2002.
- Penn State earned its first ever shutout against the Spartans.
- The Nittany Lions had two shutouts against Big Ten opponents (31-0 vs. Iowa; 42-0 at Michigan State) for the first time since 2021 (24-0 vs. Indiana; 28-0 vs. Rutgers).
- Penn State earned its third shutout this season (31-0 vs. Iowa; 63-0 vs. UMass; 42-0 at Michigan State), posting three shutouts in a season for the first time since 1978 (19-0 at Ohio State; 58-0 vs. TCU; 30-0 at Kentucky).
- Penn State had 10 offensive plays of 20+ yards in the game.
- The 10 plays of 20+ yards included five passing and five rushing plays. Penn State had three plays of 50+ yards and four plays of 40+ yards.
- RB **Kaytron Allen** (137) and RB **Nicholas Singleton** (118) both went over 100 rushing yards. Penn State had two players with over 100 rushing yards in a game for the first time since 2019 against Rutgers (Will Levis, 108; Journey Brown, 103).
- The Nittany Lions tallied 586 total yards, PSU's seventh-most in the **James Franklin** era.
- Penn State held Michigan State to 53 total yards, marking the second time this season holding an opponent to 76 or fewer yards (76 vs. Iowa).
- Since 1947, the 53 total yards are Penn State's fourth-fewest allowed in a game (-47 vs. Syracuse, 1947; 25 vs. Temple, 1947; 43 vs. Pitt, 1947) and the fewest allowed in a game under Franklin.
- Since 2000, Penn State and TCU (2017 vs. Jackson State and Kansas) are the only FBS schools to hold multiple opponents to 76 total yards or fewer in a single season. Penn State is the only team to do so against two conference opponents.
- Penn State limited Michigan State to -35 rushing yards. The Nittany Lions have held two opponents under -35 rushing yards this season (-49 at Maryland), the two-lowest single-game totals in the FBS this season.
- Since 2000, Penn State is the only FBS school to hold multiple opponents to -35 rushing yards or fewer in a single season.
- Since 1947, the -35 rushing yards are Penn State's third-fewest allowed in a game (-107 vs. Syracuse, 1947; -49 at Maryland, 2023) and the second-fewest allowed in a game in the James Franklin era.
- Penn State held the Spartans to five first downs, tied for the second-lowest in the James Franklin era. Penn State has held three opponents to five or less first downs this season (5 vs. Delaware, 4 vs. Iowa).

RUTGERS POSTGAME NOTES

- The Nittany Lions have won each of the last 17 matchups.
- Penn State scored 17 points off turnovers.
- The defense kept Rutgers out of the end zone for the fifth-straight game at Beaver Stadium. The Scarlet Knights have not scored a touchdown at Beaver Stadium since joining the Big Ten in 2014, and last scored a TD in Beaver Stadium in 1994.
- The Nittany Lions forced three takeaways with two fumble recoveries and an interception.
- Penn State held Rutgers to 16 passing attempts, tied for the fifth-fewest by an opponent in the **James Franklin** era. It is the third time this season opponents have attempted 16 or fewer passes against Penn State.

TEAM NOTES

MICHIGAN POSTGAME NOTES

- The Nittany Lions welcomed 110,856 fans. It is the second-largest crowd in Beaver Stadium history.
- The Nittany Lions allowed 227 rushing yards. Penn State snapped a streak of eight-straight opponents under 100 rushing yards, dating back to the Delaware game. It was the longest active streak in the nation.
- On Penn State's field goal drive in the first quarter, the Nittany Lions became Michigan's first opponent this season to run a play from inside the Michigan 10.
- Michigan's field goal in the third quarter marked the first points allowed by the Nittany Lions this season in the third quarter.
- Penn State held Michigan to 60 passing yards, the fourth time this season holding an opponent to 60 or fewer passing yards.

MARYLAND POSTGAME NOTES

- Under head coach **James Franklin**, Penn State has averaged a 24.8 margin of victory in 10 matchups against Maryland.
- In road games against Maryland in the James Franklin era, Penn State has averaged a 43.75 margin of victory in four contests.
- Penn State limited Maryland to -49 rushing yards. Since 1947, the -49 rushing yards are the second-lowest allowed by a Penn State defense.
- The -49 rushing yards allowed are the fewest by an FBS team in a game this season. The previous low was Stanford allowing -5 rushing yards against Hawaii.
- Since 2014, Penn State is one of four FBS teams that have allowed -49 or fewer rushing yards in a game joining San Diego State (-66 vs. Middle Tennessee State, 12/24/22), Michigan State (-73 vs. Tulsa, 8/30/19) and Arizona State (-52 vs. Washington State, 10/22/16).
- Penn State scored 51 points, marking the third time this season the Nittany Lions have posted 50+ points and the fourth time PSU has scored 40+ points.
- TE **Theo Johnson** and TE **Tyler Warren** both had touchdown grabs in the first half. It marked the fourth game this season that Penn State had multiple tight ends with touchdown receptions in a game.
- Penn State held Maryland to 234 total yards. The 234 total yards are Maryland's lowest this season.

INDIANA POSTGAME NOTES

- The Nittany Lions are 13-0 in home matchups and have won nine of the last 10 games in the series.
- Penn State snapped a streak of 11-straight games without throwing an interception. It was the longest active streak in the nation.
- An Indiana touchdown pass in the first quarter snapped a streak of 11-straight quarters at home, dating back to the Delaware game, without allowing any points.
- The Nittany Lions snapped a streak of 16-straight games with at least five tackles for loss. Entering the game, it was the second-longest streak in FBS.
- Penn State recorded a safety late in the fourth quarter.
- P **Riley Thompson** had four punts of 50+ yards, including boots of 51, 50, 50, and 54 yards.

OHIO STATE POSTGAME NOTES

- The Nittany Lions snapped an 11-game win streak after entering the day tied with Air Force for the fourth-longest active win streak in the FBS.
- The Nittany Lions ended a streak off 11-straight wins, each by a 14-point margin.
- Penn State snapped a 13-game streak of scoring at least 30 points. It was the longest active streak in the nation.
- Dating back to the Rutgers game in 2022, Penn State had scored in 38-straight quarters until being shutout in the third quarter. It was the longest active streak in the nation.
- Penn State recorded two sacks, snapping an 11-game streak of at least three sacks.
- Penn State held the Buckeyes to 79 rushing yards.
- The Nittany Lions recorded nine tackles for loss, including two tackles for loss each by CB **Johnny Dixon** and DE **Adisa Isaac** and 1.5 tackles for loss by CB **Kalen King**.

UMASS POSTGAME NOTES

- The Nittany Lions are 74-24-5 in homecoming games, including wins in 14 of the last 17 contests.
- The 63-0 final score marked the largest shutout by Penn State since joining the Big Ten and the largest shutout win since an 81-0 win vs. Cincinnati in 1991.
- Penn State recorded 63 points for the second time this season, the first time the Nittany Lions have scored at least 63 in two games in a season since 2018 (63 vs. Kent State; 63 vs. Illinois).
- The Nittany Lions recorded their second consecutive home shutout, marking the first time that Penn State has shut out its opponent in consecutive home games since 1981, when they shut out Cincinnati (52-0) and Temple (30-0).
- The seven points allowed in the past three home games are the fewest allowed by Penn State in three-straight home games since holding Cincinnati (0), Temple (0), and Boston College (7) to a total of seven points in three-straight home games in 1981.
- In the first half, Penn State recorded more sack yards (32) than UMass had total yards (26).
- Penn State registered 10 tackles for loss and five sacks in the first half.
- PR **Daequan Hardy** returned a punt 56 yards for a touchdown in the first quarter and added a 68-yard punt return touchdown in the third quarter, becoming the first player in school history to record multiple punt returns for a touchdown in a single game.
- Since 2000, Hardy is the 25th FBS player to return two punt returns for touchdowns in a game. He is one of two Big Ten players joining Iowa's Kevonte Martin-Manley (vs. Western Michigan, 2013).

NORTHWESTERN POSTGAME NOTES

- Penn State extended its win streak to six games against Big Ten West teams.
- The Nittany Lions have won nine of the last 11 matchups in the series against Northwestern.
- The Nittany Lions limited Northwestern to -10 rushing yards on 16 carries in the first half and 45 rushing yards in the game.
- Penn State tallied 12 tackles for loss and seven sacks.

RECORD BREAKDOWN

Overall Record	10-2
Day Games	7-2
Night Games (6 p.m. or later)	3-0
TV Games	10-2
Big Ten Network	2-0
CBS	2-0
FOX	2-2
FS1	1-0
NBC	2-0
Peacock	1-0
Scoring First	7-1
Opponent Scoring First	3-1
Leading at the Half	9-0
Trailing at the Half	0-2
Tied at the Half	1-0
Leading after Third Qtr.	10-0
Trailing after Third Qtr.	0-2
Tied after Third Qtr.	0-0
Overtime Games	0-0
Scoring less than 20 pts	0-2
Scoring 20-29 points	1-0
Scoring 30-39 points	4-0
Scoring 40+ Points	5-0
Allowing 10 points or less	5-0
Allowing 11-20 points	4-2
Allowing 21-30 points	1-0
Allowing 31+ points	0-0
Rushing for less than 100 yds	0-1
Rushing for 100-199 yds	5-1
Rushing for 200-299 yds	4-0
Rushing for 300+ yds	1-0
Passing for less than 200 yds	3-2
Passing for 200-299 yds	5-0
Passing for 300-399 yds	2-0
Passing for 400+ yds	0-0
Totalling less than 300 yds total offense	0-2
300-399 yds of total offense	5-0
400-499 yds of total offense	3-0
500+ yds of total offense	2-0
Allowing less than 100 yds rushing	9-1
Allowing more than 100 yds rushing	1-1
Allowing less than 300 yds total offense	7-1
Allowing 300+ yds total offense	3-1
Having a 100-yd rusher	2-0
Having two 100-yd rushers	1-0
Not having a 100-yd rusher	8-2
Opp. having a 100-yd rusher	0-1
No turnovers	6-1
1-3 turnovers	4-1
4+ turnovers	0-0
No takeaways	1-1
1 or 2 takeaways	5-1
3 or more takeaways	3-0
More than 30:00 of possession	7-0
Less than 30:00 of possession	3-2

AT THE START

Opponent	Coin Toss	Choice	PSU 1st Drive	Opponent 1st Drive	Game Captains
WEST VIRGINIA	Penn State	Defer	Touchdown	Punt	Dominic DeLuca, Keaton Ellis, Olumuyiwa Fashanu, Malick Meiga
DELAWARE	Penn State	Defer	Touchdown	Punt	Dominic DeLuca, Keaton Ellis, Malik McClain, Malick Meiga
at Illinois*	Illinois	Receive	Punt	Missed Field Goal	Dominic DeLuca, Kalen King, Kaden Saunders, Sal Wormley
IOWA*	Penn State	Defer	Punt	Punt	Dominic DeLuca, Keaton Ellis, Malik McClain, Malick Meiga
at Northwestern*	Northwestern	Defer	Fumble on KR	Field Goal	Dominic DeLuca, Dani Dennis-Sutton, Daequan Hardy, Malick Meiga
UMASS	UMass	Defer	Fumble	Punt	Dominic DeLuca, Daequan Hardy, Kalen King, Cam Miller
at Ohio State*	Ohio State	Defer	Punt	Field Goal	Dominic DeLuca, Keaton Ellis, Theo Johnson, Malick Meiga
INDIANA*	Penn State	Defer	Punt	Punt	Dominic DeLuca, Keaton Ellis, Tyler Elsdon, Malick Meiga
at Maryland*	Penn State	Defer	Touchdown	Turnover on Downs	Dominic DeLuca, Keaton Ellis, Malick Meiga, Tyler Warren
MICHIGAN*	Penn State	Defer	Punt	Punt	Dominic DeLuca, Keaton Ellis, Malick Meiga, Trey Potts
RUTGERS*	Rutgers	Defer	Punt	Field Goal	Dominic DeLuca, Olumuyiwa Fashanu, Adisa Isaac, Malick Meiga
at Michigan State*	Michigan State	Defer	Field Goal	Interception	Dominic DeLuca, Theo Johnson, Kobe King, Malick Meiga

* Big Ten Conference Game

HISTORIC SERIES

- The Nittany Lions have played 23 teams 20 or more times in the 136-year history of the program.
- Penn State owns a winning record against 18 of the 23 teams that it has met 20 or more times.
- Ten of the 23 teams are on the 2023 schedule, including West Virginia (60), Illinois (27), Iowa (32), Northwestern (21), Ohio State (39), Indiana (27), Maryland (47), Michigan (27), Rutgers (34) and Michigan State (38).
- Eighteen of the 23 programs are currently members of NCAA Division I FBS.

Team	Meetings	Record
Pittsburgh	100	53-43-4
Syracuse	71	43-23-5
West Virginia	60	49-9-2
Maryland*	47	43-3-1
Penn [^]	47	18-25-4
Temple	45	40-4-1
Ohio State*	39	14-25
Bucknell [^]	38	28-10
Michigan State*	38	19-18-1
Navy	38	19-17-2
Rutgers*	34	32-2
Iowa*	32	18-14
Gettysburg [^]	28	27-0-1
Illinois*	27	21-6
Indiana*	27	25-2
Michigan*	27	10-17
Army	26	14-10-2
Boston College	24	20-4
Lehigh [^]	23	16-6-1
Northwestern*	21	16-5
Wisconsin*	20	11-9
Lebanon Valley [^]	20	20-0
Purdue*	20	16-3-1

* - Current Big Ten team | ^ - Current Non-FBS university

Bold indicates 2023 opponent

HOME SWEET HOME

- With a 316-81 all-time record in Beaver Stadium, Penn State owns the sixth-best record in its venue amongst current FBS schools and leads the Big Ten.
- Penn State averaged 108,409 fans in seven home games in 2023, which is the second-highest single-season average attendance in Beaver Stadium history and is the highest since record 108,917 average in 2007.
- The Nittany Lions welcomed 110,856 fans against Michigan. It is the second-largest crowd in Beaver Stadium history. This season, Penn State has recorded attendances numbers of 110,747 (vs. West Virginia), 110,830 (vs. Iowa) and 110,856 (vs. Michigan).
- The 2023 Penn State White Out attendance was 110,830, which is the third-largest crowd in Beaver Stadium history behind only the 110,889 from the 2018 Penn State White Out game against Ohio State and 110,856 against Michigan in 2023.
- Only Alabama (.841) and Oklahoma (.817) have higher winning percentages in facilities older than Beaver Stadium.

School	Stadium Name (Opened)	Rec	Win %
1. Alabama	Bryant-Denny Stadium (1929)	297-55-3	.841
2. Boise State	Albertsons Stadium (1970)	286-61	.824
3. Oklahoma	Gaylord Family-Oklahoma Memorial Stad. (1923)	423-89-15	.817
4. Marshall	Joan C. Edwards Stadium (1991)	183-42	.813
5. Ga. Southern	Paulson Stadium (1984)	213-50	.810
6. Penn State	Beaver Stadium (1960)	316-81	.796
7. Ohio State	Ohio Stadium (1922)	472-114-20	.795
8. Auburn	Jordan-Hare Stadium (1939)	346-95-7	.780
9. Georgia	Sanford Stadium (1929)	380-107-9	.775
10. Tennessee	Neyland Stadium (1921)	492-142-17	.769

TOP 10 BEAVER STADIUM CROWDS

Date	Result	Attendance
9/29/18	Ohio State 27, Penn State 26	110,889
11/11/23	Michigan 24, Penn State 15	110,856
9/23/23	Penn State 31, Iowa 0	110,830
10/21/17	Penn State 42, Michigan 13	110,823
9/14/02	Penn State 40, Nebraska 7	110,753
9/2/23	Penn State 38, West Virginia 15	110,747
10/19/19	Penn State 28, Michigan 21	110,669
10/27/07	Ohio State 37, Penn State 17	110,134
9/8/07	Penn State 31, Notre Dame 10	110,078
11/7/09	Ohio State 24, Penn State 7	110,033

TEAM NOTES

IOWA POSTGAME NOTES

- The Nittany Lions improved to 9-6 in full-stadium Penn State White Out games.
- Penn State recorded a shutout against an AP Top 25 team for the first time since the 1999 Alamo Bowl against No. 18 Texas A&M (24-0).
- Penn State held the ball for 45:27 to Iowa's time of possession of 14:33. In the second half, Penn State held the ball for 24:14 to Iowa's 5:46 (13:26 to 1:34 in the third quarter).
- Penn State had 97 offensive plays to 33 for Iowa. According to TruMediaSports, in the past five seasons, no other FBS team has out-snapped its opponent by 60+ plays.
- Penn State held Iowa to four first downs, the fewest allowed by the Nittany Lions in a Big Ten game.
- The Nittany Lions limited the Hawkeyes to just five plays in Penn State territory.
- After allowing Iowa to get one first down on each of its first two possessions in the first quarter, Penn State held Iowa without a first down for the next seven drives.
- Penn State held Iowa to 76 yards of offense, the fewest ever allowed by Penn State in a Big Ten game.
- LB **Curtis Jacobs** recovered a fumble in the first quarter and recovered a muffed punt in the second quarter, becoming the first Penn State player to recover two fumbles in a game since Mark D'Onofrio against Temple on October 5, 1991.
- After Iowa's first fumble of the game (9:09 first quarter), Penn State held the ball for 80 of the next 96 plays. Iowa had -5 yards over its 16 plays.

ILLINOIS POSTGAME NOTES

- The Nittany Lions improved to 17-14 all-time in Big Ten openers and 19-12 in Big Ten road openers.
- Penn State scored 20 points off turnovers, including its first 13 points of the game.
- In the third quarter, RB **Trey Potts** threw an 11-yard touchdown pass to TE **Tyler Warren**.
- Potts became Penn State's 11th non-quarterback (12 occasions) to throw for a touchdown.
- The Nittany Lions forced turnovers on three-straight possessions (two fumbles, one interception) in the first quarter.
- Penn State forced takeaways on three-straight possessions for the first time since 2016 at Indiana (three fumbles).
- Penn State recorded takeaways in the first quarter on a fumble forced by LB **Dominic DeLuca** and recovered by LB **Kobe King**, an interception by LB **Abdul Carter** and an interception by CB **Daequan Hardy**.
- The Nittany Lions forced two takeaways in the third quarter on an interception by CB **Johnny Dixon** and an interception by CB **Cam Miller**.

DELAWARE POSTGAME NOTES

- Penn State scored on its first four drives. Adding to scoring on the final four possessions of the WVU game, the Nittany Lions scored on eight-straight drives, including the final four drives of the West Virginia game.
- The Nittany Lions scored on eight-straight drives for the first time since posting points on eight-straight drives against UMass on September 20, 2014.
- Penn State held Delaware to just 41 offensive plays and just five first downs.

WEST VIRGINIA POSTGAME NOTES

- The Nittany Lions have won five-straight matchups in the series and 33 of the last 35 contests.
- Penn State is now 122-13-1 all-time in home openers, including wins in 20 of the last 22, and 113-22-2 all-time in season openers.
- QB **Drew Allar** became the first Penn State quarterback to throw for at least 300 yards in a season opener since Christian Hackenberg (454 vs. UCF) in 2014 and the first Penn State quarterback to throw for at least 300 yards in his first career start since Michael Robinson (379 vs. Wisconsin) in 2003.
- The Nittany Lions stopped West Virginia on three fourth-down conversion attempts.

LIONS UNDER THE LIGHTS

- The 2023 season marks the 23rd-straight with at least one regular-season night game on the schedule.
- Penn State will play at least three night games in 2023.
- The Nittany Lions opened the 2023 season against West Virginia with a 7:30 p.m. kickoff on NBC. Penn State earned a 38-15 win.
- Penn State tallied a 31-0 win against Iowa in the annual Penn State White Out Game. It was broadcast at 7:30 p.m. on CBS.
- The Nittany Lions closed out the regular season with a 42-0 win at Michigan State. It was broadcast at 7:30 p.m. on NBC.
- Penn State is 62-32 at night all-time. The figure breaks down to 21-11 at home, 29-14 on the road and 12-7 in neutral site games. Penn State is 1-1 at regular season neutral sites, 11-6 in bowl games and 1-0 in conference championship games.
- In 2019, Penn State played its most regular season night games in program history with four primetime tilts.
- On Oct. 12, 2013, the Lions claimed the longest game in Big Ten history when they edged Michigan under the lights, 43-40, in four overtimes in front of a sellout Beaver Stadium crowd of 107,844 on Homecoming.



2023 Captains (L-R): Keaton Ellis, Dominic DeLuca, Olumuyiwa Fashanu, Theo Johnson, Adisa Isaac, Malick Meiga

TEAM NOTES

ON TV

- Penn State has had 359 of its last 361 games televised, including 255 consecutive games.
- Over the last 15 seasons, every Penn State game has aired on either ABC, BTN, CBS, NBC, Peacock or an ESPN or FOX channel.
- Penn State has made 338 regular season TV appearances since 1995, which is tied for the national lead.
- The Penn State-Ohio State matchup drew 9.96 million viewers. It is the third-most watched game this season and the most-watched game between two Big Ten schools.
- The Penn State-Michigan contest drew 9.16 million viewers. It is the sixth-most watched game this season.
- Penn State's game against Delaware was streamed on Peacock, the Nittany Lions' first ever exclusively on a streaming platform.
- Penn State's matchup in the 2023 Rose Bowl Game against Utah drew 10.19 million viewers as the most-watched bowl game outside of the College Football Playoff.

BIG WEEKLY HONORS

- Sophomore QB **Drew Allar** was named Big Ten Offensive Player of the Week on Sept. 5 after his performance against West Virginia.
- He completed 21-of-29 passes for 325 yards and three touchdowns.
- Allar's 300 passing yards and three passing touchdowns marked the 25th time a PSU quarterback has done that in a game.
- Redshirt senior PR **Daequan Hardy** was tabbed Big Ten Co-Special Teams Player of the Week on Oct. 16 following his performance against UMass.
- He returned a punt 56 yards for a touchdown in the first quarter and added a 68-yard punt return touchdown in the third quarter, becoming the first player in school history to record multiple punt returns for a touchdown in a single game.
- Since 2000, Hardy is the 25th FBS player to return two punt returns for touchdowns in a game. He is one of two Big Ten players joining Iowa's Kevonte Martin-Manley (vs. Western Michigan, 2013).

OVERTIME OVER TIME

- College football introduced overtime during the bowl season in 1995 and adopted it for regular season games in 1996. Since then, Penn State has played 15 overtime games, including six over the 2012-14 seasons.
- Ten of the 15 overtime tilts have come at home, three in true road games, one in the 2006 Orange Bowl and one in the 2014 PinStripe Bowl.
- Penn State is 8-7 all-time in overtime games, with a 5-5 record at Beaver Stadium, 1-2 mark in true road games and 2-0 in contests at a neutral site.
- Penn State's first two overtime contests came vs. Iowa in 2000 and 2002 at home. The Nittany Lions dropped their first three contests that went to the extra period, but won five straight overtime contests before falling to Nebraska on Nov. 23, 2013.

Penn State's all-time overtime games:

Date	Opponent	Score
11/4/00	IOWA (2OT)	L, 23-26
9/28/02	IOWA	L, 35-42
10/12/02	at Michigan	L, 24-27
1/3/06	vs. Florida State (3OT) ¹	W, 26-23
10/7/06	at Minnesota	W, 28-27
11/24/12	WISCONSIN	W, 24-21
10/12/13	MICHIGAN (4OT)	W, 43-40
11/2/13	ILLINOIS	W, 24-17
11/23/13	NEBRASKA	L, 20-23
10/25/14	OHIO STATE (2OT)	L, 24-31
12/27/14	vs. Boston College ²	W, 31-30
10/2/16	MINNESOTA	W, 29-26
9/1/18	APPALACHIAN STATE	W, 45-38
10/24/20	at Indiana	L, 35-36
10/23/21	Illinois (9OT)	L, 18-20

¹ - Orange Bowl, ² - PinStripe Bowl

FAMILY AFFAIR

- Penn Staters know that it is very common for generations of families to all attend Penn State. For a fortunate few, immediate family members are also able to follow in a brother, father or grandfather's footsteps on the Penn State football team.
- Three sons of Penn State lettermen are on the 2022 team.

Father (Letters)	Son (Class)
Brian Chizmar (1986-89)	Ben Chizmar (R-So.)
Bruce Ellis (1973-76)	Keaton Ellis (Sr.)
Ed Pryts (1978-82)	Jackson Pryts (R-Fr.)
- Five pairs of brothers are currently represented.

Older (Years/Class)	Younger (Class)
Max Chizmar (2017-21)	Ben Chizmar (R-So.)
Sean Clifford (2018-22)	Liam Clifford (R-So.)
Khalil Dinkins (2020-pres.; R-So.)	Kolin Dinkins (R-Fr.)
Kalen King (2021-pres; Jr.) (Twins)	Kobe King (R-So.)
Michal Menet (2017-21)	Joey Schlafler (Fr.)

2024 SCHEDULE

- On November 2, the Big Ten released its 2024 schedule.

Penn State's full 2024 schedule:

Date	Opponent
Aug. 31	at West Virginia
Sept. 7	Bowling Green
Sept. 14	Bye Week
Sept. 21	Kent State
Sept. 28	Illinois*
Oct. 5	UCLA*
Oct. 12	at USC*
Oct. 19	Bye Week
Oct. 26	at Wisconsin*
Nov. 2	Ohio State*
Nov. 9	Washington*
Nov. 16	at Purdue*
Nov. 23	at Minnesota*
Nov. 30	Maryland*

* Big Ten Opponent

FUTURE BIG TEN SCHEDULES

- On October 4, the Big Ten released Penn State's home and away opponents for the 2024-28 seasons.
- **2024: home:** Illinois, Maryland, Ohio State, UCLA, Washington; **away:** Minnesota, Purdue, USC, Wisconsin.
- **2025: home:** Indiana, Nebraska, Northwestern, Oregon; **away:** Iowa, Michigan State, Ohio State, Rutgers, UCLA.
- **2026: home:** Minnesota, Purdue, Rutgers, USC, Wisconsin; **away:** Maryland, Michigan, Northwestern, Washington.
- **2027: home:** Maryland, Michigan, Michigan State, Washington; **away:** Illinois, Indiana, Oregon, Purdue, Wisconsin.
- **2028: home:** Indiana, Iowa, Ohio State, Oregon, UCLA; **away:** Michigan State, Nebraska, Rutgers, USC

NATIONAL NITS

Below is a list of Penn State players that rank among the top-100 individuals and top-50 teams in the most recent season statistical rankings.

Rankings listed NCAA/Big Ten; Statistics as of December 3, 2023

- **QB Drew Allar**
 - Passing Touchdowns - 23 (24/3)
 - Points Responsible For - 164 (28/2)
 - Points Responsible For Per Game - 13.7 (32/2)
 - Completions Per Game - 17.8 (52/6)
 - Passing Efficiency - 138.3 (57/4)
 - Passing Yards - 2,336 (60/5)
 - Passing Yards Per Game - 194.7 (69/6)
 - Completion Percentage - 61.1 (72/6)
 - Total Offense Per Game - 208.8 (75/7)
 - Yards Per Pass Attempt - 6.67 (85/6)
 - Yards Per Completion - 10.92 (87/9)
- **RB Kaytron Allen**
 - Rushing Yards - 851 (55/5)
 - Rushing Yards Per Game - 70.9 (62/5)
 - Yards Per Carry - 5.25 (64/4)
- **K Alex Felkins**
 - Field Goals Per Game - 1.50 (21/2)
 - Points Per Game - 8.2 (27/2)
 - Total Points - 99 (30/3)
 - Field Goal Percentage - 81.8 (40/7)
- **CB Daequan Hardy**
 - Punt Return Touchdowns - 2 (1/1)
 - Punt Return Average - 14.6 (6/1)
 - Combined Kick Returns - 267 (96/9)
- **DE Adisa Isaac**
 - Tackles For Loss Per Game - 1.2 (24/4)
 - Sacks Per Game - 0.62 (32/2)
- **LB Curtis Jacobs**
 - Fumbles Recovered - 2 (17/2)
- **TE Theo Johnson**
 - Receiving Touchdowns - 6 (69/7)
- **WR KeAndre Lambert-Smith**
 - Receptions Per Game - 4.4 (81/6)
- **RB Nicholas Singleton**
 - All-Purpose Yards Per Game - 102.17 (60/4)
 - Rushing Touchdowns - 8 (69/5)
 - Total Touchdowns - 9 (81/6)
 - Combined Kick Returns - 302 (84/7)
 - Rushing Yards - 702 (97/10)
- **P Riley Thompson**
 - Punt Average - 45.4 (17/4)
- **TE Tyler Warren**
 - Receiving Touchdowns - 7 (47/4)
- **S Kevin Winston Jr.**
 - Fumbles Recovered - 2 (17/2)
- **TEAM**
 - First Downs Defense - 151 (1/1)
 - Interceptions Thrown - 1 (1/1)
 - Sacks Per Game - 4.0 (1/1)
 - Total Defense - 223.2 (1/1)
 - Turnover Margin - Plus-18 (1/1)
 - Rushing Defense - 69.7 (2/1)
 - Tackles For Loss Per Game - 8.4 (2/1)
 - Turnovers Lost - 6 (2/1)
 - Fumbles Recovered - 12 (3/1)
 - Passing Defense - 153.6 (3/3)
 - Scoring Defense - 11.4 (3/3)
 - Red Zone Offense - 95.1 (4/1)
 - Fourth Down Conversion Pct - 70.2 (5/2)
 - Turnovers Gained - 24 (7/1)
 - Passing Efficiency Defense - 109.34 (8/4)
 - Time of Possession - 33:02 (9/1)
 - Net Punting - 42.35 (10/2)
 - Tackles For Loss Allowed Per Game - 3.83 (10/2)
 - Third Down Conversion Pct Defense - 29.2 (10/2)
 - Scoring Offense - 37.2 (12/1)
 - Kick Return Average - 24.07 (17/3)
 - Sacks Allowed Per Game - 1.25 (19/2)
 - Blocked Punts - 1 (21/4)
 - Interceptions - 12 (22/3)
 - Rushing Offense - 186.7 (24/1)
 - Fumbles Lost - 5 (27/3)
 - Punt Return Defense - 4.72 (27/3)
 - First Downs Offense - 271 (32/1)
 - Kick Return Defense - 17.73 (35/5)
 - Punt Return Average - 10.77 (37/3)
 - Fourth Down Conversion Pct Defense - 47.1 (49/6)

SEASON HONORS

OLUMUYIWA FASHANU, OFFENSIVE LINE

AFCA All-America First Team
 Associated Press All-America First Team
 Sporting News All-America First Team
 Walter Camp All-America First Team
 FWA All-America Second Team
 The Athletic All-America First Team
 CBS Sports All-America First Team
 Sports Illustrated All-America First Team
 USA Today All-America First Team
 Big Ten Rimington-Pace Offensive Lineman of the Year
 All-Big Ten First Team (Coaches & Media)
 Academic All-Big Ten
 William V. Campbell Trophy Finalist
 Lombardi Award Semifinalist
 Sporting News Midseason All-America First Team
 AP Midseason All-America Second Team
 Outland Trophy National Player of the Week (9/26)
 Outland Trophy Watch List
 Walter Camp Player of the Year Award Watch List
 Reese's Senior Bowl Watch List
 AP Preseason All-America First Team
 PFF Preseason All-America First Team

ALEX FELKINS, KICKER

All-Big Ten Second Team (Media)/Third Team (Coaches)

MITCHELL GROH, PUNTER

Academic All-Big Ten

GEORGE HLAVAC, CORNERBACK

Academic All-Big Ten

DAEQUAN HARDY, CORNERBACK

CBS Sports All-America Second Team PR
 All-Big Ten Second Team RS (Coaches & Media)
 All-Big Ten Third Team DB (Coaches)/Honorable Mention (Media)
 Big Ten Co-Special Teams Player of the Week (10/16)

TYLER HOLZWORTH, RUNNING BACK

Academic All-Big Ten

OLAIVAVEGA IOANE, OFFENSIVE LINE

All-Big Ten Honorable Mention (Media)

ADISA ISAAC, DEFENSIVE END

All-Big Ten First Team (Media)/Second Team (Coaches)
 Reese's Senior Bowl Watch List

CURTIS JACOBS, LINEBACKER

All-Big Ten Honorable Mention (Coaches)
 Butkus Award Semifinalist
 Reese's Senior Bowl Watch List

THEO JOHNSON, TIGHT END

All-Big Ten Honorable Mention (Coaches & Media)
 Mackey Award Semifinalist
 Reese's Senior Bowl Watch List

KALEN KING, CORNERBACK

All-Big Ten Second Team (Coaches & Media)
 Bednarik Award Watch List
 Bronko Nagurski Trophy Watch List
 Lott IMPACT Trophy Watch List
 Jim Thorpe Award Watch List
 AP Preseason All-America First Team
 PFF Preseason All-America First Team

KOBE KING, LINEBACKER

All-Big Ten Honorable Mention (Coaches & Media)

KEANDRE LAMBERT-SMITH, WIDE RECEIVER

All-Big Ten Honorable Mention (Coaches & Media)
 Reese's Senior Bowl Watch List

JAN MAHLERT, WIDE RECEIVER

Academic All-Big Ten

MALICK MEIGA, WIDE RECEIVER

Academic All-Big Ten

CAM MILLER, CORNERBACK

Academic All-Big Ten

JB NELSON, OFFENSIVE LINE

All-Big Ten Honorable Mention (Coaches & Media)

HUNTER NOURZAD, OFFENSIVE LINE

All-Big Ten Second Team (Coaches & Media)
 Academic All-Big Ten

OFFENSIVE NOTES

- Since the start of the 2016 season, Penn State's offense is second in the Big Ten in scoring offense (34.49; 13th nationally), total offense (419.91; 36th) and red zone touchdown percentage (66.74; 13th) and is third in touchdown percentage (31.95; 20th), points per possession (2.19; 18th), scoring percentage (41.13; 20th), yards per pass attempt (7.74; 38th) and yards per play (5.97; 44th).
- Penn State's offense has been explosive since the 2016 campaign, as it leads the Big Ten in 80-plus yard play percentage (0.18; 2nd nationally) and 70-plus (0.36; 7th) and holds third in 20-plus (7.40; 30th), 30-plus (3.40; 38th), 40-plus (1.86; 26th), 50-plus (0.94; 37th) and 60-plus (0.51; 34th).
- The Nittany Lions have tallied at least 55 offensive plays of 20 or more yards in seven of the last eight seasons (67 in 2022; 57 in 2021; 63 in 2019; 73 in 2018; 85 in 2017; 91 in 2016; 67 in 2015). PSU had 52 plays of 20 or more yards in 2020 (9-game schedule).
- Additionally, the Nittany Lions are fourth in the Big Ten and 24th nationally in 15-plus yard passing play percentage since 2016 (18.81 percent).
- Twelve Nittany Lions on offense earned All-Big Ten honors, led by Rimington-Pace Offensive Lineman of the Year **Olumuyiwa Fashanu**.
- Penn State has posted 50+ points three times this season and 40+ points five times.
- Against Ohio State, the Nittany Lions snapped its streak of 30+ points in 13-straight games, the nation's longest active streak entering the game.
- It marked the third time in Big Ten history a team has strung together 13 or more games of 30+ points, joining Penn State (15; 1993-94) and Ohio State (15; 2014-15).
- The only other time Penn State went 13-straight games with 30+ points in program history was 1993-94, when it scored 30+ points in a school-record 15-straight games.
- Dating back to the Rutgers game in 2022, Penn State had scored in 38-straight quarters until being shutout in the third quarter against Ohio State. It was the longest active streak in the nation.
- Against Indiana, Penn State snapped a streak of 11-straight games without throwing an interception.
- Before an interception on his 29th pass attempt of the game, QB **Drew Allar** tallied 311 pass attempts without an interception to start his career. Allar's 311 pass attempts without an interception to start his career is an FBS record, bettering Baylor's Robert Griffin III's 209 attempts in 2008.
- Since 2000, his 251 pass attempts without an interception in 2023 are the sixth-most to start a season, trailing only Louisiana Tech's Colby Cameron (428; 2012), Oregon's Marcus Mariota (285; 2013), Western Kentucky's Tyrrell Pigrome (278; 2020), NC State's Ryan Finley (274; 2017) and West Virginia's Geno Smith (273; 2012).
- Allar is the only Big Ten quarterback, since 2000, to start a season with 175+ pass attempts and no interceptions.
- Since 2014, Penn State is 45-1 when leading by 10+ points at halftime.
- Penn State has outscored its opponents 115-3 in the third quarter this season.
- Penn State has surpassed 200 yards rushing 43 times in the **James Franklin** era. PSU is 38-5 in those games.
- Since 2014, Penn State has recorded 200 passing yards on 81 occasions. Penn State is 61-20 in those games.
- Since 2014, Penn State has tallied 400 total yards on 68 occasions. Penn State is 56-12 in those games.
- Since the start of the 2022 season, Penn State is first in the nation in turnover margin, averaging a +1.20 margin (2.00 gained per game; 0.80 lost per game).
- Over the last two seasons, Penn State is averaging 8.76 points per game off turnovers, ranking first in the nation, and has 95 points off turnovers in 2023.
- Penn State is second in the nation in turnovers lost (6) this year.
- In 2023, Penn State are 58-of-61 in the red zone for a 95.1 conversion percentage, sitting fourth in the nation, and rank fifth in the nation in fourth down conversion percentage (79.2).
- The Nittany Lions are 12th in the country in scoring offense (37.2) and 24th in rushing offense (186.7), while holding ninth in time of possession (33:02).
- Penn State has tallied 271 first downs, holding 32nd in the country and first in the Big Ten.
- PSU is 10th in the nation in tackles for loss allowed per game (3.83) and 19th in sacks allowed per game (1.25).
- Against Iowa, Penn State held the ball for 45:27. In the second half, Penn State held the ball for 24:14 to Iowa's 5:46.
- Penn State had 97 offensive plays to 33 for Iowa. According to TruMediaSports, in the past five seasons, no other FBS team has out-snapped its opponent by 60+ plays.
- Penn State scored on drives of 17, 10, 15 and 12 plays against the Hawkeyes.
- On Penn State's field goal drive in the first quarter, the Nittany Lions became Michigan's first opponent this season to run a play from inside the Michigan 10.
- Against Rutgers, the Nittany Lions scored 17 points off turnovers.
- At Michigan State, TE **Theo Johnson** and TE **Tyler Warren** both had touchdown grabs in the first half. It marked the fifth game this season that Penn State had multiple tight ends with touchdown receptions in a game. Penn State has a nation-best 15 receiving touchdowns by tight ends this season.
- Penn State tallied a season-high 10 offensive plays of 20+ yards against the Spartans, including three plays of 50+ yards and four plays of 40+ yards. Among the 10 plays of 20+ yards were five passing and five rushing plays.
- RB **Kaytron Allen** (137) and RB **Nicholas Singleton** (118) both went over 100 rushing yards, marking the first time Penn State had two players over 100 rushing yards in a game since 2019 against Rutgers (Will Levis, 108; Journey Brown, 103).
- Penn State has scored 40 points 32 times since 2016. By comparison, from 2008 until 2015, the Nittany Lions had 18 40-point outings.

Scoring Benchmarks Since 2016 (99 games)

Pts.	#	Last
50+	16	Nov. 24, 2023; at Michigan State (W, 42-0)
40+	30	Nov. 24, 2023; at Michigan State (W, 42-0)
30+	60	Nov. 24, 2023; at Michigan State (W, 42-0)
20+	85	Nov. 24, 2023; at Michigan State (W, 42-0)



Tyler Warren & Theo Johnson

QUARTERBACK NOTES

- Sophomore quarterback **Drew Allar** was named to the Davey O'Brien Award Class of 2023.
- Allar was selected honorable mention All-Big Ten by the coaches and media in 2023.
- Through 12 games in 2023, Allar has completed 61.1 percent of his passes for 2,336 yards and 23 touchdowns (1 interception), while rushing for four scores.
- His 23 touchdown passes are tied sixth in a season at Penn State.
- Allar's 214 completions in 2023 are 10th in a season at PSU.
- Since 2000, Allar is one of four FBS quarterbacks with 20+ touchdown passes and only 1 interception through the first 12 games of a season, joining Ohio State's Justin Fields (37 TD; 2019), Western Michigan's Zach Terrell (30 TD; 2016) and South Carolina's Connor Shaw (21 TD; 2013).
- Since 2000, Allar is the only Big Ten quarterback who has thrown 13+ touchdowns and no interceptions through the first seven games of a season.
- Allar is the first quarterback in Penn State history to throw for 10 or more touchdowns before throwing an interception in a season.
- In his career, Allar's 60.7 completion percentage (249-of-410) is second all-time at Penn State (minimum 200 pass attempts).
- Allar's 61.1 completion percentage (214-of-350) in 2023 ranks fifth in a season at Penn State (minimum 100 pass attempts).
- Before an interception on his 29th pass attempt of the Indiana game, Allar tallied 311 passing attempts without an interception to start his career. Allar's 311 pass attempts without an interception to start his career is an FBS record, bettering Baylor's Robert Griffin III's 209 attempts in 2008.
- The Ohio native began the 2023 season with 251 pass attempts without an interception. Since 2000, his 251 pass attempts without an interception are the sixth-most to start a season, trailing only Louisiana Tech's Colby Cameron (428; 2012), Oregon's Marcus Mariota (285; 2013), Western Kentucky's Tyrrell Pigrome (278; 2020), NC State's Ryan Finley (274; 2017) and West Virginia's Geno Smith (273; 2012).
- Allar is the only Big Ten quarterback, since 2000, to start a season with 175+ pass attempts and no interceptions.
- Allar ranks third in the Big Ten in passing touchdowns (23), fourth in passing efficiency (138.3), fifth in passing yards (2,336), sixth in passing yards per game (194.7), completion percentage (.611) and completions per game (17.83) and seventh in total offense per game (208.8).
- Allar has eight career games with multiple touchdown passes, five games with three or more touchdown passes and two games with four touchdown passes.
- He has six career 200-yard passing games and one 300-yard passing game.
- The Ohio native owns four career games with both a passing and rushing touchdown.
- In his first career start, against West Virginia, Allar completed 21-of-29 passes for 325 yards and three touchdowns.
- Allar became the first Penn State quarterback to throw for at least 300 yards in a season opener since Christian Hackenberg's 454 passing yards against UCF in 2014 and the first Penn State quarterback to throw for at least 300 yards in his first career start since Michael Robinson threw for 379 yards vs. Wisconsin in 2003.

- Allar's 300 passing yards and three passing touchdowns marked the 25th time a PSU quarterback has done so in a game.
- The Ohio native set a career high with four passing touchdowns against Iowa, while completing 25 passes for 166 yards.
- At Northwestern, Allar completed 18-of-33 passes for 189 yards and a touchdown, while adding a 1-yard rushing score.
- He completed 16-of-23 passes for 162 yards and three touchdowns, while adding a rushing score, against UMass.
- At Ohio State, Allar threw for 191 yards and a touchdown, while throwing a career-high 42 pass attempts.
- Allar threw completed 20-of-31 passes for 210 yards and three touchdowns against Indiana.
- At Maryland, he completed 25-of-34 passes for 240 yards and four touchdowns. He tied career highs with 25 completions and four touchdown passes.
- He had a career-long 21-yard run and finished the game with 39 rushing yards.
- Allar posted one passing and one rushing touchdown against Michigan, while running for a career-best 49 yards.
- He also caught a 4-yard pass from RB **Kaytron Allen** to convert a fourth down attempt in the second quarter. It was Allar's first career reception.
- At Michigan State, Allar threw for 292 yards and two touchdowns, including five completions of 20+ yards and two completions of 50+ yards.
- Quarterback **Beau Pribula** also enters his second season with the Nittany Lions after redshirting his rookie season.
- In 2023, Pribula has completed 10 passes for 101 yards and three touchdowns, while rushing for 313 yards and six scores.
- Pribula ranks third among Big Ten quarterbacks with 313 rushing yards and is tied second in rushing touchdowns (6).
- Pribula's 313 rushing yards rank 11th in a season among Penn State quarterbacks, while his six rushing touchdowns are tied seventh in a season among PSU QBs.
- He has two games with both a passing and rushing touchdown.
- Against WVU, Pribula scored on a 5-yard touchdown run.
- In the Delaware game, Pribula completed 3-of-5 passes for 22 yards and a touchdown. He added 46 yards and a touchdown on eight carries.
- At Northwestern, Pribula completed his only pass attempt to RB **Trey Potts** for a 30-yard touchdown.
- Pribula had 59 yards rushing against UMass, including a 31-yard touchdown run.
- The Pennsylvania native scored on a 6-yard run at Maryland.
- He finished the Rutgers game with a career-high 71 rushing yards, including a career-long 39-yard rush.
- Pribula scored on a 1-yard run against the Scarlet Knights.
- At Michigan State, Pribula threw an 8-yard touchdown pass to **Tyler Warren** and scored on a 2-yard rush.
- Freshman **Jaxon Smolik** made his collegiate debut in the Delaware contest.
- The youthful quarterback room replaces Sean Clifford, who finished his career as Penn State's all-time leader in wins as a starting quarterback (32), completion percentage (.614), completions (833), passing yards (10,661), total yards (11,734), passing touchdowns (86) and pass attempts (1,356).

ACADEMIC SUCCESS

- The Nittany Lions had 32 players selected as Academic All-Big Ten in Fall 2023.
- **Olumuyiwa Fashanu** was a finalist for the Campbell Trophy, known as the "Academic Heisman", and an National Football Foundation (NFF) Scholar-Athlete. He was the 20th Nittany Lion to be selected as an NFF Scholar-Athlete.
- In 2023, Penn State posted a program-record 93% graduation success rate. The 93% mark tops the previous high GSR of 91% set in 2005 and is just the second time in program history topping 90%. This is the 14th consecutive year the football team has surpassed the national average GSR for its sport.
- In 2019, punter Blake Gillikin took home CoSIDA Academic All-America® first-team honors for the second-straight year to become the 12th two-time first-team selection in Penn State history. Gillikin's two first-team CoSIDA Academic All-America honors increased Penn State football's total to 67 honorees, which ranks second in Division I football history (FBS and FCS).

DEGREES ON THE WALL

- Entering the 2023 season, five Nittany Lions have earned a collegiate degree.
- **Smith Vibert** graduated in August 2023 with his bachelor's degree in telecommunications and media studies.
- **Dvon Elies** earned his bachelor's degree in telecommunications in Spring 2023. He is pursuing a second degree in journalism.
- **Hunter Nourzad** earned his bachelor's degree in engineering from Cornell and is working on his master's of business administration.
- **Dante Cephas** graduated from Kent State with his bachelor's degree in educational studies. He is pursuing a second degree in telecommunications.
- **Alex Felkins** earned his bachelor's degree from Columbia in psychology. He is pursuing a graduate certificate in business management foundations.

PRONUNCIATIONS

Drew Allar	Drew AL-ler
Kaleb Artis	Kaleb ar-TISS
Alex Birchmeier	Alex BURTCH-myer
Henry Boehme	Henry BAME
Dante Cephas	Dante SEE-fiss
Audavion Collins	ah-DAY-vee-on Collins
Amiel Davis	ah-MEEL Davis
Dani Dennis-Sutton	deh-NYE Dennis-Sutton
Matt Detisch	Matt DETT-ish
Khalil Dinkins	kuh-LEEL Dinkins
Anthony Donkoh	Anthony DON-coe
Jason Estrella	Jason es-TRELL-uh
Dvon Elies	duh-VON el-LEES
Olumuyiwa Fashanu	O-LOU-moo-YEE-wuh fash-UH-new
Mehki Flowers	muh-KYE Flowers
Finn Furmanek	Finn fir-muh-NECK
Jashaun Green	ja-SEAN Green
George Hlavac	George LAVIC
Olaivavega Ioane	O-LIE-vuh-VENG-uh Yo-wahn-ay
Adisa Isaac	ah-DEE-suh Isaac
Golden Israel-Achumba	Golden Israel ah-CHUM-buh
Coziah Izzard	Co-ZIGH-uh IZZ-ard
Kaveion Keys	KAY-vee-on Keys
Jameial Lyons	ja-MEL Lyons
Jan Mahlert	yahn MAHL-ert
Malick Meiga	Malick mega
Joseph Mupoyi	Joseph moo-POY
DaKaari Nelson	dah-KARR-ee Nelson
Hunter Nourzad	Hunter NOR-zad
Gabriel Nwosu	Gabriel WO-Sue
Chimdy Onoh	CHIM-dee OH-no
Beau Pribula	Beau prib-U-luh
Jackson Pryts	Jackson PRITS
Andrew Rappleyea	Andrew RAPPLE-yay
Ta'Mere Robinson	TAY-meer Robinson
Dominic Rullii	Dominic RULE-ee
Sander Sahaydak	Sander suh-HAY-dak
Joey Schlaffer	Joey sh-LAHF-er
Sam Siafa	Sam see-AH-fa
Jaxon Smolik	Jackson SMOLE-ick
Blaise Sokach-Minnick	Blaze SO-katch-min-ick
Davon Townley Jr.	Duh-VON Townley
Ibrahim Traore	EE-bruh-heem trey-OR
Amin Vanover	ah-MEEN Vanover
Caedan Wallace	KAY-den Wallace
Zakee Wheatley	ZACK-key Wheatley
J'Ven Williams	JAY-ven Williams
Keon Wylie	Keon WHY-lee



Drew Allar

RUNNING BACKS NOTES

- Co-offensive coordinator/running backs coach **Ja Juan Seider** has 15 years of college coaching experience, including 12 at the Power Five level.
- As a player at Florida A&M, Seider won the Doug Williams Award for National Offensive Player of the Year, Jake Gaither Award (considered the Heisman Trophy of Historically Black Colleges) and earned All-America honors after throwing for 2,622 yards and 27 touchdowns and rushing for 740 yards and 14 touchdowns in 1999.
- A loaded running back room is led by dynamic sophomores **Kaytron Allen** and **Nicholas Singleton** and redshirt senior **Trey Potts**.
- In 2023, Allen earned All-Big Ten second team (coaches) and third team (media honors), while Singleton was voted third team.
- Allen (1,718), Singleton (1,763) and Potts (1,340) each have over 1,300 career rushing yards.
- Penn State is one of nine FBS teams, and the only Big Ten team, with three career 1,300-yard rushers on its roster.
- The Nittany Lions are one of 20 FBS teams, and the only Big Ten team, with two career 1,700-yard rushers on its roster.
- Allen and Singleton are both on the Doak Walker Award watch list, while Singleton is also on watch lists for the Maxwell Award, Paul Hornung Award and Walter Camp Player of the Year Award.
- Singleton was also named a second-team preseason All-American by Sporting News and a Pro Football Focus Preseason All-America honorable mention.
- Singleton owns 1,763 career rushing yards, ranking 20th all-time at Penn State, and 20 career rushing touchdowns, tied 20th all-time at PSU.
- Singleton owns 16 career runs of 20+ yards and 2,721 career all-purpose yards.
- He ranks fourth in the Big Ten in all-purpose yards per game (102.17), fifth in rushing touchdowns (8) and 10th in rushing yards per game (58.5) and rushing yards (702).
- The sophomore started the 2023 season with 70 rushing yards and a 2-yard touchdown rush against West Virginia.
- Against Delaware, Singleton scored a career-high three rushing touchdowns, marking his sixth career game with multiple rushing touchdowns.
- At Illinois, Singleton scored on a 16-yard rush in the fourth quarter, while adding 49 receiving yards on three catches and 54 kick return yards for a total of 140 all-purpose yards.
- Singleton tallied a team-high 21 carries and 80 rushing yards at Northwestern, tying a career high for carries. He had a career-high six receptions for 39 yards.
- Against the Wildcats, the sophomore scored on a 1-yard run in the fourth quarter and a 2-yard reception in the third quarter, giving him his first career game with both a rushing and receiving touchdown.
- Singleton gained a team-high 79 rushing yards against UMass.
- At Ohio State, he gained a team-high 49 yards, including a 20-yard run in the first quarter.
- Singleton tallied 50 rushing yards and a 2-yard score against Indiana, while adding five receptions for 31 yards.
- The Pennsylvania native ran for 61 yards, including a 20-yard run, and averaged 5.5 yards per carry against Rutgers.
- Singleton tallied his fifth career 100-yard rushing game at Michigan State, finishing the game with 118 yards and a touchdown on 18 carries.
- He scored on a 14-yard run and had rushes of 20 and 24 yards.
- He set a career high with 68 receiving yards, including a career-long 53-yard reception.
- Allen has 1,718 career rushing yards, ranking 22nd all-time at Penn State, 16 career rushing touchdowns and 2,024 career all-purpose yards.
- He has three career games with multiple rushing touchdowns.
- In 2023, Allen ranks fourth in the Big Ten in yards per carry (5.25), fifth in rushing yards per game (70.9) and rushing yards (851) and eighth in rushing touchdowns (6).
- Against West Virginia, he rushed for 51 yards on 10 carries.

- In the Delaware game, Allen rushed for 103 yards on 19 carries. Allen scored on a 4-yard rush.
- During the opening drive of the third quarter, he went over the 1,000 career rushing yards mark. He became the 49th Penn State player to reach 1,000 career rushing yards.
- Allen rushed for a team-high 54 yards at Illinois and scored on a 4-yard rushing touchdown in the second quarter.
- Allen led PSU with 72 rushing yards against Iowa. He added three receptions.
- Against UMass, Allen tallied 68 rushing yards and a 9-yard touchdown, while averaging 7.6 yards per carry.
- Allen rushed for a team-high 81 yards, averaging 4.5 per carry, against the Hoosiers.
- He ran for a team-high 91 yards on 14 carries, including a 10-yard score, at Maryland.
- Allen finished the Michigan game with a team-high 72 rushing yards and averaged six yards per carry.
- The sophomore had a 34-yard run in the second quarter and, later in the quarter, completed a 4-yard pass to QB **Drew Allar** to convert a fourth down attempt. It was Allen's first career pass attempt and completion.
- Allen ran for a team-high 69 yards and two touchdowns against Rutgers. He scored on runs of 2 and 3 yards.
- The Virginia native recorded his fourth career 100-yard rushing game against Michigan State, tallying a career-high 137 yards on 15 carries (9.1 average). He added a 2-yard touchdown grab.
- Allen had a 50-yard rush against the Spartans, his second career rush of 50+ yards, and added a 40-yard run.
- He tied his career high with three receptions.
- Potts joined the Nittany Lions in Summer 2023 after transferring from Minnesota.
- In his collegiate career, Potts owns 1,340 rushing yards and 13 touchdowns on 262 carries in 35 games (five starts).
- In 2023, he has rushed for 145 yards (6.3 yards per carry) and two touchdowns, while adding four receptions for 57 yards and a score.
- Potts is one of 14 FBS players in 2023 with a passing, rushing and receiving touchdown.
- Potts had five carries against West Virginia in the 2023 opener.
- He rushed for 59 yards on seven carries, including a 20-yard rush, in the Delaware game.
- In the win at Illinois, Potts threw an 11-yard touchdown pass to Tyler Warren. Potts is Penn State's 11th non-quarterback (12 occasions) to throw for a touchdown.
- At Northwestern, Potts scored on a 13-yard run and a 30-yard reception. The rushing score was his first as a Nittany Lion and the receiving touchdown was the first of his collegiate career.
- It also marked his first career game with both a rushing and receiving touchdown.
- Potts scored on a 2-yard run against UMass.
- The senior had a season-best 28-yard rush on the second quarter at Michigan State. It was his second 20+ yard run this season.



Nicholas Singleton & Kaytron Allen

NICHOLAS SINGLETON



SINGLETON STATS

RUSHING YARDS

1,763

Singleton has rushed for 1,763 career rushing yards, ranking 20th in program history.

RUSHING YARDS PER GAME

70.5

Singleton is averaging 70.5 rushing yards per game in his career.

RUSHING TOUCHDOWNS

20

Singleton has 20 career rushing touchdowns, including eight this season.

100+ RUSHING YARD GAMES

5

Singleton has five career games with 100+ rushing yards, including a career-high 179 vs. Ohio in 2022.

20+ YARD RUNS

16

Singleton has 16 career 20+ yard runs, nine 30+ yard runs, seven 40+ yard runs, four 50+ yard runs, two 60+ yard runs, two 70+ yard runs and one 80+ yard run.

KAYTRON ALLEN



ALLEN STATS

RUSHING YARDS

1,718

Allen owns 1,718 career rushing yards, ranking 22nd in program history.

RUSHING YARDS PER GAME

68.7

Allen is averaging 68.7 rushing yards per game in his career.

RUSHING TOUCHDOWNS

16

Allen has 16 career rushing touchdowns, including six in 2023.

100+ RUSHING YARD GAMES

4

Allen has four career 100-yard rushing games, including 137 against Michigan State.

MULTI-TD GAMES

3

Allen has three multi-rushing touchdown games in his career.

TIGHT ENDS NOTES

- Co-offensive coordinator and tight ends coach **Ty Howle** is in his third season coaching the Penn State tight ends and his fourth season overall on the staff.
- He was a four-year letterwinner on the Penn State offensive line from 2009-13. He started at center and left guard and was a four-time Academic All-Big Ten selection. He was a team captain in 2013.
- Junior **Tyler Warren** was named All-Big Ten third team by the coaches and honorable mention by the media, while junior **Theo Johnson** was selected honorable mention by both.
- In 2023, Penn State tight ends have combined for 65 receptions, 665 receiving yards and 15 touchdowns.
- Penn State's 15 receiving touchdowns by tight ends are the most of any FBS team this season.
- Penn State is the only FBS team with multiple tight ends owning 6+ receiving touchdowns this season.
- Johnson (14) and Warren (5), and redshirt sophomore **Khalil Dinkins** (1) have combined for 20, 20-plus yard receptions in their careers.
- Johnson and Warren are tied third all-time among tight ends at Penn State with 11 career receiving touchdowns.
- Warren's seven receiving touchdowns in 2023 are tied third in a season among Penn State tight ends, while Johnson's six touchdowns rank fifth.
- Johnson, one of nine Mackey Award semifinalists, has 75 receptions for 922 yards and 11 touchdowns in his Penn State career.
- The junior had a career-high six receptions for 42 yards in the win over Iowa and caught a 34-yard pass at Ohio State.
- Johnson hauled in four catches for 66 yards and two touchdowns against UMass. He had a 30-yard touchdown grab and an 18-yard touchdown catch in the third quarter.
- He made a 16-yard touchdown grab against Indiana and a 2-yard touchdown catch at Maryland.
- Johnson caught an 8-yard touchdown against Michigan.
- The Ontario native had a team-high four receptions for 59 yards, including a 21-yard touchdown, at Michigan State. He added a 22-yard reception.
- Warren has 44 career receptions for 479 yards and 11 touchdowns, while adding two rushing scores.
- In 2023, Warren is tied third among FBS tight ends with seven touchdown receptions.
- According to Coaches By The Numbers, Warren is tied fourth among tight ends in red zone catches (9) and third in red zone targets (14).
- His seven touchdown receptions are fourth in the Big Ten, while Johnson's six touchdowns rank seventh in the conference.
- The junior had a career-high six receptions, including a 2-yard touchdown, against Delaware.
- The Virginia native caught three passes for 35 yards and an 11-yard touchdown at Illinois.
- Warren hauled in a pair of touchdowns against Iowa. He caught a 2-yard touchdown midway through the third quarter and a 7-yard touchdown grab late in the third quarter.
- Against UMass, Warren had a 7-yard touchdown catch.
- At Maryland, Warren caught four passes for 51 yards and an 8-yard score.
- Warren made an 8-yard touchdown grab in the third quarter against Michigan State.
- Dinkins made a 9-yard touchdown catch in the second quarter against Iowa and a 9-yard touchdown grab against Indiana.
- Dinkins has three career touchdown receptions.
- Brenton Strange, selected by the Jacksonville Jaguars in the second round of the 2023 NFL Draft, was Penn State's fourth tight end drafted since 2015, tied for the third-most in the FBS.

WINNINGEST PROGRAMS

In its 137th season of varsity football, Penn State has posted 930 victories to rank No. 7 in the nation. The Lions' success is not solely due to longevity though, as Penn State also ranks in the top 10 in all-time winning percentage.

As of December 3, 2023

TOTAL VICTORIES

1.	Michigan (144)	Big Ten	1,002
2.	Alabama (130)	SEC	965
3.	Ohio State (134)	Big Ten	964
4.	Texas (131)	Big 12	948
5.	Notre Dame (135)	Independent	947
6.	Oklahoma (127)	Big 12	944
7.	PENN STATE (137)	Big Ten	930
8.	Nebraska (134)	Big Ten	917
9.	Georgia (128)	SEC	880
10.	USC (134)	Pac-12	874

WINNING PERCENTAGE (YEARS - MIN. 25 IN D1)

1.	Ohio State (134)	Big Ten	.734
	Alabama (130)	SEC	.734
3.	Michigan (144)	Big Ten	.733
4.	Notre Dame (135)	Independent	.730
5.	Oklahoma (127)	Big 12	.726
	Boise State (56)	Mountain West	.726
7.	Texas (131)	Big 12	.703
8.	USC (134)	Pac-12	.695
9.	PENN STATE (137)	Big Ten	.689
10.	Nebraska (134)	Big Ten	.679

ALL-TIME AP POLL RANKINGS (Weeks Ranked)

1.	Ohio State	Big Ten	980
2.	Michigan	Big Ten	917
3.	Oklahoma	Big 12	895
4.	Notre Dame	Independent	872
5.	Alabama	SEC	870
6.	USC	Pac-12	812
7.	Texas	Big 12	772
8.	Nebraska	Big Ten	730
9.	PENN STATE	Big Ten	694
10.	LSU	SEC	664

WINNING WAYS

- Penn State is 74-26 over the past eight seasons (2016-23), which is the eighth-best record in FBS and the third-best in the Big Ten (Ohio State, 89-12; Michigan, 77-22).
- Dating back to 2015, Penn State has won 51 of its last 61 home games.
- Penn State's 170-70 record over the last 19 seasons (2005-23) ranks 11th in FBS and third in the Big Ten (Ohio State, 211-34; Wisconsin, 177-69).
- Head coach **James Franklin** guided his teams to a winning record each of his first eight seasons (2 at Vanderbilt, 6 at Penn State).
- Since 2016, Franklin's 74.0 percent (74-26) winning percentage ranks sixth among current FBS coaches.

WELCOME TO THE GAME

Collegiate Debut (26 players):

- vs. *West Virginia (9/2)*: CB **Audavion Collins**, CB **Kolin Dinkins**, WR **Anthony Ivey**, DE **Jamejal Lyons**, S **King Mack**, S **Tyrece Mills**, QB **Beau Pribula**, LB **Tony Rojas**, CB **Zion Tracy**, CB **Elliot Washington II**.
- vs. *Delaware (9/9)*: DT **Ty Blanding**, TE **Jerry Cross**, OL **Anthony Donkoh**, WR **Jason Estrella**, LB **Kaveion Keys**, WR **Jan Mahiert**, S **Dakaari Nelson**, OL **Chimdy Onoh**, CB **Lamont Paype Jr.**, TE **Andrew Rappleyea**, LB **Ta Meré Robinson**, QB **Jaxon Smolik**, OL **J'Ven Williams**.
- vs. *UMass (10/14)*: LS **Blaise Sokach-Minnick**, OL **Ibrahim Traore**.
- at *Michigan State (11/24)*: CB **Jace Tutty**.

Penn State Debut (31 players):

- vs. *West Virginia (9/2)*: WR **Dante Cephas**, Collins, Dinkins, K **Alex Felkins**, Ivey, Lyons, Mack, McClain, Mills, RB **Trey Potts**, Pribula, Rojas, P **Riley Thompson**, Tracy, Washington II.
- vs. *Delaware (9/9)*: Blanding, Cross, Donkoh, Estrella, Keys, Mahiert, Nelson, Onoh, Payne, Rappleyea, Robinson, Smolik, Williams.
- vs. *UMass (10/14)*: Sokach-Minnick, Traore.
- at *Michigan State (11/24)*: Tutty.

True Freshmen (15 players):

- vs. *West Virginia (9/2)*: Lyons, Mack, Rojas, Tracy, Washington II.
- vs. *Delaware (9/9)*: Blanding, Donkoh, Keys, Nelson, Onoh, Payne, Rappleyea, Robinson, Smolik, Williams.

First Collegiate Start (10 players):

- vs. *West Virginia (9/2)*: QB **Drew Allar**, DT **Zane Durant**, LB **Kobe King**, OL **JB Nelson**, S **Jaylen Reed**, WR **Harrison Wallace III** and S **Kevin Winston Jr.**
- vs. *Delaware (9/9)*: WR **Liam Clifford**, OL **Olaivavega Ioane**.
- *Indiana (10/28)*: DE **Dani Dennis-Sutton**

First Start at Penn State (12 players):

- vs. *West Virginia (9/2)*: Allar, Durant, King, Nelson, Reed, DE **Chop Robinson**, Wallace III, Winston.
- vs. *Delaware (9/9)*: Clifford, Ioane.
- at *Illinois (9/16)*: McClain
- *Iowa (9/23)*: Cephas

WIDE RECEIVER NOTES

- Offensive recruiting coordinator/wide receivers coach **Marques Hagans** is in his first season on the Penn State staff.
- Hagans joined the Penn State staff after serving as the associate head coach/wide receivers coach at Virginia for the previous 11 years. He was promoted to Associate Head Coach for the Cavaliers prior to the 2022 season.
- During his time at Virginia, Hagans coached 10 of the top 15 career receptions leaders in program history.
- Hagans was a four-year letterman at Virginia from 2002-05 and currently sits No. 10 all-time in passing yards with 4,877. He also ranks seventh in total offense with 5,779 yards.
- He was selected, as a receiver, in the fifth round (144th overall) of the 2006 NFL Draft by the St. Louis Rams. He spent three seasons with the Rams before being picked up by the Kansas City Chiefs and Indianapolis Colts in 2008. Hagans spent the 2009 and 2010 campaigns with Washington.
- Redshirt senior **Dante Cephas** is a member of the Biletniokoff Award watch list.
- Junior **KeAndre Lambert-Smith**, voted All-Big Ten honorable mention, has started 39 career games and owns 126 receptions for 1,721 yards and 11 touchdowns in his career.
- Lambert-Smith is 12th all-time at Penn State in receptions (126), tied 17th in receiving touchdowns (11) and ranks 17th in receiving yards (1,721).
- Lambert-Smith has 23 career receptions of 20+ yards and four touchdown receptions of 50+ yards.
- In 2023, Lambert-Smith ranks sixth in the Big Ten in receptions per game (4.4), eighth in receiving yards (673) and ninth in receiving yards per game (56.1).
- He has six games with at least five receptions this season.
- The Virginia native owns three career touchdown receptions of 70+ yards, with his 72-yard grab joining his 83-yard touchdown against Villanova in 2021 and his 88-yard touchdown reception against Utah in the 2023 Rose Bowl.
- Lambert-Smith is the only receiver in Penn State history with multiple 80-yard receptions.
- Against West Virginia, Lambert-Smith caught four passes for 123 yards and a career-best two touchdowns. He averaged 30.75 yards per reception.
- He hauled in a 72-yard touchdown reception on the opening drive. He added a 12-yard touchdown grab and a 30-yard reception.
- In the WVU game, Lambert-Smith recorded his second career 100-yard receiving game.
- Lambert-Smith made a career-high eight receptions against Iowa, tallying 66 receiving yards and hauling in a 3-yard touchdown in the fourth quarter.
- The junior made grabs of 25 and 35 yards, while totaling four catches for 86 yards, at Northwestern.
- He caught a team-high six passes for 52 yards at Ohio State.
- Lambert-Smith recorded six catches for 98 yards against Indiana, including a go-ahead 57-yard touchdown reception late in the fourth quarter.
- He led the Nittany Lions with eight catches and 95 yards at Maryland, including 72 yards after the catch. He tied his career high with eight receptions and had catches of 20 and 38 yards.
- He had a 22-yard catch at Michigan State.
- Lambert-Smith averaged a Penn State bowl-record 41.3 yards on three receptions in the Rose Bowl.
- His 88-yard touchdown reception is the longest pass play in Rose Bowl history and the fourth-longest passing play in Penn State history.
- Cephas joined the Nittany Lions as a transfer this past offseason, after spending the previous four years at Kent State.
- A two-time first-team All-MAC selection, Cephas has collected 167 receptions, 2,385 receiving yards and 14 touchdowns in his collegiate career.
- He ranks 28th among active FBS receivers with 2,385 career receiving yards and his 14.3 yards per catch sit eighth among current FBS receivers with at least 165 career receptions.
- The redshirt senior is one of 21 current FBS receivers with 165+ receptions, 2,380+ receiving yards and 14+ receiving touchdowns.
- Cephas has 10 career 100-yard receiving games and had a reception in 32-straight games before the streak was snapped against UMass.
- In his Penn State debut, against West Virginia, Cephas made a 22-yard grab, followed by two catches for 36 yards, including a 26-yard grab, against Delaware.
- The Pittsburgh native had two catches for 21 yards at Northwestern. He caught two passes for 28 yards against Ohio State, two catches vs. Indiana and three grabs at Michigan State.
- Cephas recorded six catches for 53 yards and two touchdowns at Maryland, hauling in scores of 6 and 15 yards. It was his second career game with multiple receiving touchdowns.
- Junior **Malik McClain** arrived in Happy Valley after transferring from Florida State.
- Against WVU, McClain had a career-best 58 yards, including 25-yard touchdown reception in the fourth quarter, and tied a career high with four receptions.
- McClain has 38 receptions for 460 yards and six touchdowns in his career.
- Redshirt sophomore **Harrison Wallace III** earned his first career start in the West Virginia game.
- He has 34 catches for 434 yards and a touchdown in his career.
- Wallace recorded a career-high seven receptions and 72 receiving yards against the Mountaineers.
- He added three catches for 26 yards against Delaware and three receptions for 44 yards against UMass.
- Redshirt sophomore **Liam Clifford** made two grabs for 25 yards against WVU and made his first career start against Delaware.
- Clifford had a career-long 33-yard reception late in the second quarter at Illinois.
- Sophomore **Omari Evans**, junior **Malick Meiga** and redshirt freshman **Kaden Saunders** have each experienced significant playing time at Penn State.
- Evans had a 4-yard touchdown reception against Delaware.
- Against Rutgers, Evans had a 25-yard catch.
- Evans had a career-best 60-yard catch at Michigan State.
- Saunders hauled in an 8-yard touchdown reception, his first career touchdown reception, at Ohio State.
- Meiga has nine receptions for 106 yards and a touchdown in his PSU career and is a team captain in 2023.

COACHING STAFF POTW

The Penn State coaching staff chooses players of the week in all three phases. Here are their selections:

SEPT. 2 - WEST VIRGINIA

- Offensive: Drew Allar
- Defensive: Curtis Jacobs
- Special Teams: Malik McClain
- D-Squad Offensive: Golden Israel-Achumba/Jan Mahler
- D-Squad Defensive: Jace Tutty/Jake Wilson
- D-Squad Special Teams: Jason Estrella

SEPT. 9 - DELAWARE

- Offensive: Drew Allar
- Defensive: Dominic DeLuca
- Special Teams: Alex Felkins
- D-Squad Offensive: Jack Lambert/Liam Powers
- D-Squad Defensive: Jace Tutty/Kaveion Keys
- D-Squad Special Teams: Jace Tutty

SEPT. 16 - ILLINOIS

- Offensive: Hunter Nourzad
- Defensive: Abdul Carter/Dominic DeLuca/Johnny Dixon/..... Daequan Hardy/Kobe King/Cam Miller
- Special Teams: Malik McClain
- D-Squad Offensive: Dominic Rulli/Jake Spencer
- D-Squad Defensive: Kolin Dinkins/Winston Yates
- D-Squad Special Teams: Ethan Black

SEPT. 23 - IOWA

- Offensive: Olumuyiwa Fashanu/Vega Ioane/JB Nelson
- Hunter Nourzad/Drew Shelton/Caedan Wallace/Sal Wormley
- Defensive: Chop Robinson
- Special Teams: Dominic DeLuca
- D-Squad Offensive: Golden Israel-Achumba/London Montgomery
- D-Squad Defensive: Lamont Payne Jr./Jameal Lyons
- D-Squad Special Teams: Jace Tutty

SEPT. 30 - NORTHWESTERN

- Offensive: Trey Potts
- Defensive: Zane Durant
- Special Teams: Zion Tracy
- D-Squad Offensive: Addison Penn/Tyler Holzworth
- D-Squad Defensive: Kaveion Keys/Sam Siafa
- D-Squad Special Teams: Jace Tutty

OCT. 14 - UMASS

- Offensive: Tyler Warren
- Defensive: Adisa Isaac
- Special Teams: Daequan Hardy
- D-Squad Offensive: Matt Detisch/Tyler Holzworth
- D-Squad Defensive: Kaveion Keys/Kolin Dinkins
- D-Squad Special Teams: DaKaari Nelson

OCT. 21 - OHIO STATE

- D-Squad Offensive: Dominic Rulli/Jason Estrella
- D-Squad Defensive: Jake Wilson/DaKaari Nelson
- D-Squad Special Teams: Kaveion Keys

OCT. 28 - INDIANA

- Offensive: Kaytron Allen
- Defensive: Dani Dennis-Sutton
- Special Teams: Tyler Warren
- D-Squad Offensive: Golden Israel-Achumba/Amiel Davis
- D-Squad Defensive: Jace Tutty/Jake Wilson
- D-Squad Special Teams: Finn Furmanek

NOV. 5 - MARYLAND

- Offensive: Drew Allar/Kaytron Allen
- Defensive: Adisa Isaac/Abdul Carter
- Special Teams: Alex Felkins
- D-Squad Offensive: Matt Detisch/Ethan Black
- D-Squad Defensive: Jake Wilson/George Hlavac
- D-Squad Special Teams: Kaveion Keys

NOV. 12 - MICHIGAN

- D-Squad Offensive: Matt Detisch/Ethan Black
- D-Squad Defensive: Jake Wilson/Kolin Dinkins
- D-Squad Special Teams: Finn Furmanek

NOV. 19 - RUTGERS

- Offensive: Beau Pribula
- Defensive: Chop Robinson
- Special Teams: Alex Felkins/Riley Thompson
- D-Squad Offensive: Addison Penn/Jack Lambert
- D-Squad Defensive: Lamont Payne Jr./Kaleb Artis
- D-Squad Special Teams: Jace Tutty

NOV. 26 - MICHIGAN STATE

- Offensive: Drew Allar/Kaytron Allen/Nicholas Singleton
- Defensive: Adisa Isaac
- Special Teams: Daequan Hardy
- D-Squad Offensive: Golden Israel-Achumba/Tyler Johnson
- D-Squad Defensive: Kaveion Keys/Jace Tutty
- D-Squad Special Teams: Ethan Black



Harrison Wallace III

KEANDRE LAMBERT-SMITH



LAMBERT-SMITH STATS

CAREER RECEPTIONS

126

Lambert-Smith has 126 career receptions, ranking 12th all-time at Penn State.

CAREER RECEIVING YARDS

1,721

Lambert-Smith has 1,721 career receiving yards, ranking 17th in program history.

CAREER RECEIVING TDS

11

Lambert-Smith has hauled in 11 career receiving touchdowns, tied 17th all-time at Penn State.

100-YARD RECEIVING GAMES

2

Lambert-Smith has two career games with 100+ receiving yards.

20+ YARD RECEPTIONS

23

Lambert-Smith has made 23 receptions of 20 or more yards as a Nittany Lion, including three receptions of 70+ yards.

OFFENSIVE LINE NOTES

- Offensive line coach **Phil Trautwein** is in his fourth season at Penn State.
- He was named to the American Football Coaches Association (AFCA) Class of 2021 "35 Under 35" list, recognizing the top-35 football coaches under the age of 35. He was the only Big Ten coach and the only offensive line coach on the 2021 list.
- In his four seasons at Penn State, Trautwein has helped 18 offensive linemen earn All-Big Ten honors, including six in 2023.
- Trautwein was a two-time All-SEC selection and two-time team captain as a left tackle at Florida, earning first-team honors in 2008 and second-team accolades in 2006.
- He was part of the Gators winning the BCS National Championship and SEC titles in the 2006 and 2008 seasons.
- Six Nittany Lion offensive linemen own at least five career starts.
- Junior **Olumuyiwa Fashanu** has appeared in 29 games and made 22 starts at left tackle.
- He has allowed no sacks and 11 pressures in 382 pass blocking snaps this season.
- Fashanu was tabbed a first-team All-American by the Associated Press, AFCA, Sporting News and Walter Camp to earn consensus All-American Status. He was also a second-team All-American selection by the FWAA.
- Fashanu was named the Big Ten's Rimington-Pace Offensive Lineman of the Year, the second in program history joining A.Q. Shipley (2008).
- Fashanu, a finalist for the William V. Campbell Trophy, owns an impressive 3.45 GPA in the supply chain and information systems major through Penn State's Smeal College of Business.
- He is also a semifinalist for the Lombardi Award and a member of the Outland Trophy and Walter Camp Player of the Year Award watch lists and was also selected Preseason All-America first team by the Associated Press and Pro Football Focus.
- Following the Iowa game, Fashanu was named the Outland Trophy National Player of the Week.
- Redshirt senior **Hunter Nourzad** was an All-Big Ten second team selection by the coaches and media in his second season in Happy Valley.
- Nourzad owns 40 collegiate starts and 43 career appearances.
- According to PFF, Nourzad's given up just one sack on 386 pass plays in 2023 and his 74.1 run-blocking grade ranks 12th in the country among Power Five centers.
- Redshirt senior tackle **Caedan Wallace**, an honorable-mention All-Big Ten selection by the coaches and media in 2023, has 39 starts and owns 46 career appearances.
- According to PFF, Wallace has allowed just one sack in 346 pass plays.
- Redshirt senior **Sal Wormley**, an All-Big Ten honorable mention pick by the coaches and media in 2023, has started 25 games in 29 appearances.
- According to PFF, Wormley has allowed just one sack in 358 pass plays.
- Wormley (coaches, media) was an honorable mention All-Big Ten selection in 2022 and 2023.
- Redshirt junior **JB Nelson**, voted All-Big Ten honorable mention selection by the coaches and media in 2023, made his first career start against West Virginia.
- Redshirt freshman **Olaivavega Ioane**, named All-Big Ten honorable mention selection by media in 2023, earned his first career start against Delaware.
- Sophomore **Drew Shelton** has appeared in 18 games and made five starts.
- Through 12 games in 2023, the Nittany Lions' offensive line has allowed just nine sacks, according to Pro Football Focus.
- In 2023, Penn State ranks fifth in the nation in fourth down conversion percentage (79.2) and are 58-of-61 in the red zone for a 95.1 conversion percentage, sitting fourth in the nation.
- Penn State did not allow a sack against Delaware, Iowa or Rutgers.
- The Nittany Lions have tallied at least 400 yards in five games this season, including a season-high 586 yards at MSU.

NITTANY LIONS IN THE NFL

- A total of 44 Penn State football alumni are populating the rosters of 25 National Football League teams.
- The Nittany Lions annually are among the top 20 programs nationally in producing players in the NFL. In addition, three former Nittany Lions are members of NFL coaching staffs.
- Ten players from PSU's 2022 squad are on NFL teams.

NITTANY LIONS ON NFL ROSTERS

(Pro Experience in Parentheses)

- Atlanta Falcons (1):** Arnold Ebiketie (2)
 - Arizona Cardinals (3):** Dan Chisena (3), Blake Gillikin (4), Jesse Luketa (2)
 - Baltimore Ravens (2):** Odafe Oweh (3), Jordan Stout (2)
 - Buffalo Bills (3):** Ryan Bates (5), DaQuan Jones ^{IR} (10), Connor McGovern (5)
 - Carolina Panthers (2):** Yetur Gross-Matos (4), Miles Sanders (5)
 - Chicago Bears (1):** Jaquan Brisker (2)
 - Cincinnati Bengals (1):** Nick Scott (5)
 - Dallas Cowboys (1):** Micah Parsons (3)
 - Detroit Lions (1):** Jason Cabinda ^{IR} (6)
 - Green Bay Packers (2):** Sean Clifford (R), Rasheed Walker (2)
 - Houston Texans (2):** Adrian Amos (9), Juice Scruggs (R)
 - Indianapolis Colts (2):** Will Fries (3), KJ Hamler (4)
 - Jacksonville Jaguars (3):** Amani Oruwariye (5), Brenton Strange (R), Parker Washington (R)
 - Kansas City Chiefs (1):** Donovan Smith (9)
 - Los Angeles Chargers (1):** Austin Johnson (8)
 - Miami Dolphins (1):** Nick Bowers (3)
 - New England Patriots (1):** Mike Gesicki (6)
 - New Orleans Saints (1):** PJ Mustipher (R)
 - New York Giants (2):** Saquon Barkley (6) ^C, Cam Brown (4) ^C
 - Philadelphia Eagles (1):** Brandon Smith (2)
 - Pittsburgh Steelers (4):** Pat Freiermuth (3), Trace McSorley (5), Joey Porter Jr. (R), Allen Robinson II (10)
 - San Francisco 49ers (2):** Ji'Ayir Brown (R), Kevin Givens (4)
 - Seattle Seahawks (2):** Chris Stoll (R), Jonathan Sutherland (R)
 - Tampa Bay Buccaneers (1):** Chris Godwin (7)
 - Washington Commanders (3):** Tariq Castro-Fields (2), Jahan Dotson (2), Mitchell Tinsley (R)
- Italics indicates practice squad* | ^C Team Captain | ^{IR} Injured Reserve
 *As of December 11, 2023

THREE FORMER LIONS ON NFL COACHING STAFFS

- Three former Nittany Lions are patrolling the sidelines as part of NFL coaching staffs in 2023.
- Jeff Nixon (New York Giants, running backs)
 - Bobby Engram (Washington, wide receivers)
 - Christian Daboll (New York Giants, offensive assistant)



Olumuyiwa Fashanu

DEFENSIVE NOTES

- LB **Abdul Carter**, DE **Adisa Isaac** and DE **Chop Robinson** were named All-Big Ten first team to lead 13 All-Big Ten selections on defense.
- Through 12 games in 2023, Penn State leads the country in total defense (223.2), first downs allowed (151), yards per play (3.91), sacks per game (4.0) and total sacks (48).
- The Nittany Lions sit second in the country in rushing defense (69.7) and tackles for loss per game (8.4), while holding third in pass defense (153.6), scoring defense (11.4), total tackles for loss (101) and fumbles recovered (12).
- PSU is seventh in the nation in turnovers gained (24), eighth in pass efficiency defense (109.34) and 10th in third down conversion defense (29.2), while ranking 22nd in interceptions (12).
- Penn State's 223.2 total yards allowed per game leads the country and currently stands as the lowest in a single season in the FBS since Alabama's 183.6 in 2011.
- Penn State has held opponents to 24 or less points in 17-straight games. It is the nation's longest active streak.
- The Nittany Lions have earned three shutouts this season (31-0 vs. Iowa; 63-0 vs. UMass; 42-0 at Michigan State). The last time PSU posted three shutouts in a season was 1978 (19-0 at Ohio State; 58-0 vs. TCU; 30-0 at Kentucky).
- Penn State has recorded seven shutout halves in 2023, the most in a season since 2017 (9).
- The Nittany Lions had two shutouts against Big Ten teams (31-0 vs. Iowa; 42-0 at Michigan State) for the first time since 2021 (24-0 vs. Indiana; 28-0 vs. Rutgers) and recorded its first ever shutout against the Spartans.
- PSU has outscored its opponents 115-3 in the third quarter this season.
- Penn State's 48 sacks this season are a school record, bettering 47 sacks in 2018, 1999, 1998 and 1979.
- Through 12 games, 24 Nittany Lions have recorded at least one tackle for loss and 18 have recorded at least one sack.
- Among FBS teams, Penn State has the most players (18) with at least 1.0 sacks this season, while only five FBS teams have more players with a tackle for loss (24).
- The Nittany Lions also have nine players with an interception, 10 players with a forced fumble and 10 players with a fumble recovery this season.
- Penn State is one of 13 FBS teams with nine or more players owning an interception, one of seven FBS teams with 10 or more players recording at least one fumble recovery and one of 15 FBS teams with 10 or more players tallying at least one forced fumble.
- Penn State has held 10 opponents under 100 rushing yards this season (Delaware, 82; Illinois, 78; Iowa, 20; Northwestern, 45; UMass, 64; Ohio State, 79; Indiana, 80; Maryland, -49; Rutgers, 99; Michigan State, -35).
- The Nittany Lions have held four opponents to 60 or less passing yards this year (Delaware, 58; Iowa, 56; UMass, 45; Michigan, 60).
- Penn State has held four opponents to 9 or less first downs this year (Delaware, 5; Iowa, 4; UMass, 9; Michigan State, 5).
- Since the start of the 2022 season, Penn State has held 19 opponents under 100 rushing yards, most in the FBS.
- Over the last two seasons, Penn State has held opponents to under a 50 completion percentage in nine games, the nation's seventh-most in that span.
- Over the last two seasons, the Nittany Lions have allowed under 10 completions in five games, tied third-most in the nation.
- Since the start of the 2022 season, Penn State has forced 50 turnovers (26 interceptions, 24 fumbles), tied-second in the nation and most among Power Five teams.
- Penn State's 24 fumbles recovered over the last two seasons are tied second-most in the nation and are most in the Big Ten, while the 26 interceptions are tied 18th.
- Penn State has recorded three or more takeaways in 10 games over the last two seasons, second-most among FBS teams.
- Over the last two seasons, Penn State is 13-0 when forcing multiple takeaways in a game.
- Since the start of the 2022 season, Penn State is first in the nation in turnover margin, averaging a +1.20 margin (2.00 gained per game; 0.80 lost per game).
- At Illinois, Penn State forced five takeaways (four interceptions, one fumble). The Nittany Lions forced turnovers on three-straight possessions (two fumbles, one interception) in the first quarter.
- Penn State held Iowa to four first downs, the fewest ever allowed by Penn State in a Big Ten game.
- After allowing Iowa to get one first down on each of its first two possessions in the first quarter, Penn State held Iowa without a first down for the next seven drives and limited the Hawkeyes to just five plays in Penn State territory.
- Penn State held Iowa to 76 yards of offense, the second-fewest ever allowed by Penn State in a Big Ten game, and just 33 plays.
- The Nittany Lions held Iowa to 20 yards rushing and 56 passing yards. Penn State held Iowa to just one third-down conversion on nine attempts.
- Jacobs recovered a fumble in the first quarter and a muffed punt in the second quarter, becoming the first Penn State player to recover two fumbles in a game since Mark D'Onofrio against Temple on October 5, 1991.
- Against Indiana, DE **Dani Dennis-Sutton** recorded a strip-sack late in the fourth quarter, resulting in a safety.
- Penn State limited Maryland to -49 rushing yards. Since 1947, the -49 rushing yards are the second-lowest allowed by a Penn State defense.
- The -49 rushing yards allowed are the fewest by an FBS team in a game this season.
- Since 2014, Penn State is one of four FBS teams that have allowed -49 or fewer rushing yards in a game joining San Diego State (-66 vs. Middle Tennessee State, 12/24/22), Michigan State (-73 vs. Tulsa, 8/30/19) and Arizona State (-52 vs. Washington State, 10/22/16).
- Penn State held Maryland to -40 rushing yards on 11 attempts in the first half and -49 in the game. The -49 rushing yards are Penn State's lowest allowed under **James Franklin**.
- The Nittany Lions forced three takeaways in the fourth quarter. The three takeaways came in a span of four plays.
- Penn State limited Michigan to 60 passing yards on seven completions. PSU held the Wolverines to 287 total yards.
- The PSU defense kept Rutgers out of the end zone for the fifth-straight game at Beaver Stadium. The Scarlet Knights have not scored a touchdown at Beaver Stadium since joining the Big Ten in 2014, and last scored a TD in Beaver Stadium in 1994.
- Penn State forced three takeaways against the Scarlet Knights, including two fumbles and an interception.
- Dennis-Sutton recovered a fumble in the second quarter, Robinson recorded a strip-sack and a fumble recovery in the third quarter and S **Kevin Winston Jr.** tallied his first career interception in the fourth quarter.
- Penn State held Michigan State to 53 total yards, marking the second time this season holding an opponent to 76 or fewer yards (76 vs. Iowa; 53 at MSU).
- Since 1947, the 53 total yards are Penn State's fourth-fewest allowed in a game (-47 vs. Syracuse, 1947; 25 vs. Temple, 1947; 43 vs. Pitt, 1947) and the fewest allowed in a game under **James Franklin**.
- Since 2000, Penn State and TCU (2017 vs. Jackson State and Kansas) are the only FBS schools to hold multiple opponents to 76 total yards or fewer in a single season. Penn State is the only team to do so against two conference opponents.
- Penn State limited Michigan State to -35 rushing yards. The Nittany Lions have held two opponents under -35 rushing yards this season (-49 at Maryland), the two-lowest single-game totals in the FBS this season.
- Since 2000, Penn State is the only FBS school to hold multiple opponents to -35 rushing yards or fewer in a single season.
- Since 1947, the -35 rushing yards are Penn State's third-fewest allowed in a game (-107 vs. Syracuse, 1947; -49 at Maryland, 2023) and the second-fewest allowed in a game in the James Franklin era.
- Penn State held the Spartans to five first downs, tied for the second-lowest in the **James Franklin** era. Penn State has held three opponents to five or less first downs this season (5 vs. Delaware, 4 vs. Iowa).
- Over the last nine seasons, PSU sits second nationally in fewest passing TDs allowed per game (1.03), second in sacks per game (3.14; trailing only Clemson) and QB hurries (988), fourth in tackles for loss percentage (11.07) and total pressures generated (1,525), sixth in fewest passing yards per attempt (6.22) and eighth in fewest rushing yards per attempt (3.44).
- Penn State's 355 sacks over the last nine years (2015-23) are fourth behind Clemson (405), Alabama (392) and Pitt (364).
- Over the last nine years, Penn State has accumulated a 8.95 percent sack percentage (355 sacks on 3,929 pass plays), which ranks second in the FBS.
- Since 2014, Penn State has held opponents to seven or less points 30 times, tied fifth-most among FBS teams. Twenty-two of those 30 games have been against Big Ten opponents.
- Since 2015, Penn State has recorded 11 shutouts, tied for most among FBS teams. PSU is also tied for the second-most shutouts (16) in the FBS since 2007.
- The Nittany Lions lead the FBS with eight shutouts against conference opponents since 2015.
- Since 2014, PSU has held an opponent under 300 total yards 59 times, sixth-most among FBS teams.
- Since 2014, the Nittany Lions have allowed less than 200 passing yards in 72 games, tied seventh-most among FBS teams, and have held opponents under 100 passing yards in 22 games in that span, seventh-most among FBS teams.
- Since 2014, Penn State has held opponents under 100 rushing yards on 58 occasions, tied eighth-most among FBS teams, and have held opponents under 50 rushing yards in 22 games, tied eighth-most among FBS teams.
- Penn State has registered 10 or more tackles for loss 32 times since 2014, tied second-most among FBS teams.
- Since 2014, Penn State has collected six or more sacks in a game 18 times, most among FBS teams.
- The Nittany Lions have forced multiple takeaways in a game on 55 occasions since 2014, including six times in 2023.



Curtis Jacobs



Adisa Isaac

DEFENSIVE LINE NOTES

- **Deion Barnes** is in his first season heading the Nittany Lion defensive line corps. Barnes spent the previous three years on the Penn State staff as a graduate assistant working with the defensive line.
- Barnes was a three-year letterwinner at defensive end for Penn State from 2012-14 and was named Big Ten Freshman of the Year in 2012.
- He has helped coach 16 All-Big Ten defensive linemen, including five first-team selections and a second-team All-American in his first four seasons working with the Penn State defensive line.
- Through 12 games in 2023, Penn State leads the country in total defense (223.2), first downs allowed (151), yards per play (3.91), sacks per game (4.0) and total sacks (48).
- The Nittany Lions sit second in the country in rushing defense (69.7) and tackles for loss per game (8.4), while holding third in pass defense (153.6), scoring defense (11.4), total tackles for loss (101) and fumbles recovered (12).
- Through 12 games, 24 Nittany Lions have recorded at least one tackle for loss and 18 have recorded at least one sack.
- The Penn State defensive line recorded three sacks, three forced fumbles and two fumble recoveries against Iowa.
- Against Northwestern, Penn State registered 12 tackles for loss and seven sacks, while holding the Wildcats to 45 rushing yards in the game and -10 rushing yards in the first half.
- Redshirt senior DE **Adisa Isaac**, an All-Big Ten first team honoree by the coaches, has played in 45 games as a Nittany Lion, making 25 starts.
- He owns 90 tackles, 30.5 tackles for loss, 14.5 sacks, two forced fumbles and a fumble recovery in his career.
- In 2023, Isaac owns 15 tackles for loss and 7.5 sacks, both team highs.
- Isaac is tied second in the Big Ten with 7.5 sacks and tied third with 15 tackles for loss, while sitting second in sacks per game (0.62) and fourth in tackles for loss per game (1.2).
- Isaac has seven career games with multiple tackles for loss.
- Over the last two seasons, Isaac's six games with multiple tackles for loss are tied-most in the Big Ten.
- Against Iowa, Isaac notched a solo sack and recovered a fumble. It was his first career fumble recovery.
- Isaac secured a solo sack in the second quarter at Northwestern.
- In the UMass game, Isaac recorded a career high with 2.5 sacks and a career-best 3.5 tackles for loss.
- At Ohio State, Isaac posted two tackles for loss, including a half-sack.
- At Maryland, Isaac notched a solo sack and a forced fumble. It was his second career forced fumble.
- Against Michigan, Isaac tallied six tackles and collected three tackles for loss, including a pair of tackles for loss in the fourth quarter.
- Isaac collected a career-high seven tackles, including 1.5 tackles for loss, at Michigan State. He had a solo sack in the fourth quarter.
- DE **Chop Robinson**, an All-Big Ten first team selection by coaches and media, is a member of the Bednarik Award, Bronko Nagurski Trophy and Lombardi Award watch lists.

- Robinson was selected a second-team All-American by Pro Football Focus and USA Today and a third-team All-American by the Associated Press.
- He has collected 60 tackles, 20 tackles for loss, 11.5 sacks, three forced fumbles, two fumble recoveries and three pass breakups in his collegiate career.
- According to Pro Football Focus, Robinson has a 92.0 pass rush grade this season, sixth-highest among players with over 100 pass rush snaps.
- In the Iowa game, Robinson made two tackles, including a strip-sack in the third quarter.
- Robinson tied a career high with two sacks against UMass.
- Against Rutgers, he tied his career highs with two tackles for loss and five total tackles.
- In the third quarter, Robinson recorded a strip-sack and recovered the fumble. It was his third career forced fumble and second career recovery.
- Sophomore DE **Dani Dennis-Sutton**, an All-Big Ten third team selection by the coaches, has tallied 40 tackles, 9.5 tackles for loss, 6.5 sacks, two forced fumbles, one fumble recovery, an interception and two pass breakups as a Nittany Lion.
- In the Iowa game, Dennis-Sutton forced a fumble in the first quarter and added a pass breakup and a quarterback hurry.
- At Northwestern, Dennis-Sutton collected 1.5 tackles for loss, including a solo sack in the second quarter.
- Late in the fourth quarter against Indiana, Dennis-Sutton had a strip-sack, which resulted in a safety, to go with a career-high six tackles, against the Hoosiers.
- Dennis-Sutton tied a career high with two tackles for loss against Michigan. He recorded a solo sack on Michigan's opening drive and added a tackle for loss in the third quarter.
- He recovered a fumble in the second quarter against Rutgers, his first career fumble recovery.
- Redshirt senior DT **Hakeem Beamon** owns 19 career starts and 36 career appearances. Beamon has totaled 34 tackles, 8.5 tackles for loss, one sack and four pass breakups at Penn State.
- Beamon registered his first career sack against Maryland.
- Redshirt senior DT **Dvon Ellies**, selected All-Big Ten honorable mention by the media, has seen valuable time at defensive tackle, making 11 career starts in 42 appearances.
- Ellies is on watch lists for the Allstate AFCA Good Works Team and the Wuerffel Trophy.
- He notched a career-best 2.5 tackles for loss vs. UMass and registered a solo tackle for loss at Michigan State.
- Sophomore DT **Zane Durant**, selected All-Big Ten honorable mention by the media, posted 1.5 tackles for loss, including a solo sack against Delaware.
- Durant secured a career-high three tackles for loss at Northwestern, including a solo sack.
- The Florida native is Penn State's first defensive tackle to record three or more tackles for loss against a Big Ten opponent since Curtis Cothran against Wisconsin in 2016.
- He secured a solo tackle for loss at Ohio State and recovered a fumble at Maryland.

SEASON HONORS

- GABRIEL NWSU, PUNTER**
Academic All-Big Ten
- WILL PATTON, LONG SNAPPER**
Academic All-Big Ten
- BEAU PRIBULA, QUARTERBACK**
Academic All-Big Ten
- JAYLEN REED, SAFETY**
All-Big Ten Honorable Mention (Coaches & Media)
- CHOP ROBINSON, DEFENSIVE END**
Associated Press All-America Third Team
Pro Football Focus All-America Second Team
USA Today All-America Second Team
All-Big Ten First Team (Coaches & Media)
Bednarik Award Watch List
Bronko Nagurski Trophy Watch List
Lombardi Award Watch List
PFF Preseason All-America Second Team
- TONY ROJAS, LINEBACKER**
Shaun Alexander Freshman of the Year Award Watch List
- DOMINIC RULLI, OFFENSIVE LINE**
Academic All-Big Ten
- SANDER SAHADYAK, KICKER**
Academic All-Big Ten
- KADEN SAUNDERS, WIDE RECEIVER**
Academic All-Big Ten
- DREW SHELTON, OFFENSIVE LINE**
Academic All-Big Ten
- NICHOLAS SINGLETON, RUNNING BACK**
All-Big Ten Third Team RB (Coaches & Media)
All-Big Ten Honorable Mention RS (Coaches & Media)
Academic All-Big Ten
Doak Walker Award Watch List
Maxwell Award Watch List
Paul Hornung Award Watch List
Walter Camp Player of the Year Award Watch List
PFF Preseason All-America Honorable Mention
- BLAISE SOKACH-MINNICK, LONG SNAPPER**
Academic All-Big Ten
- JAKE SPENCER, WIDE RECEIVER**
Academic All-Big Ten
- LANDON TENGWALL, OFFENSIVE LINE**
Academic All-Big Ten
- RILEY THOMPSON, PUNTER**
All-Big Ten Honorable Mention (Coaches & Media)
Ray Guy Award Watch List
- JORDAN VAN DEN BERG, DEFENSIVE TACKLE**
Academic All-Big Ten
Reese's Senior Bowl Watch List
- CAEDAN WALLACE, OFFENSIVE LINE**
All-Big Ten Honorable Mention (Coaches & Media)
Reese's Senior Bowl Watch List
- TYLER WARREN, TIGHT END**
All-Big Ten Third Team (Coaches)/Honorable Mention (Media)
Academic All-Big Ten
Reese's Senior Bowl Watch List
- KEVIN WINSTON JR, SAFETY**
All-Big Ten Honorable Mention (Coaches & Media)
- SAL WORMLEY, OFFENSIVE LINE**
All-Big Ten Honorable Mention (Coaches & Media)

ASSISTANT COACHES



Stacy Collins
Special Teams
Coord./Outside LB/
Nickels
Field



Deion Barnes
Defensive Line
Field



Marques Hagans
Wide Receivers
Field
Marcus HAY-ginns



Ty Howle
Co-Offensive Coord./
Tight Ends
Booth
Ty Howl



Anthony Poindexter
Co-Defensive
Coordinator/Safeties
Booth



Ja'Juan Seider
Co-Offensive Coord./
Running Backs
Field
JAY-juan cider



Terry M. Smith
Assoc. Head Coach/
Cornerbacks
Field



Phil Trautwein
Offensive Line
Field
Phil trout-wine

CHOP ROBINSON



ROBINSON STATS

CAREER TACKLES

60

Robinson has 60 career tackles, including 41 at Penn State.

CAREER SOLO TACKLES

43

Forty-three of Robinson's 60 career tackles are solo stops.

CAREER TFL

20

Robinson has tallied 20 career tackles for loss, including 17.5 as a Nittany Lion.

CAREER SACKS

11.5

Robinson has collected 11.5 career sacks, including 9.5 at Penn State.

FORCED FUMBLES

3

Robinson has three forced fumbles as a Nittany Lion.

FUMBLE RECOVERIES

2

Robinson has two fumble recoveries as a Nittany Lion.

CORNERBACKS NOTES

- **Terry M. Smith** is in his 10th season as Penn State's cornerbacks coach. He is also the program's associate head coach and defensive recruiting coordinator.
- Smith has tutored a secondary which has seen 11 defensive backs taken in the NFL Draft since 2016, including two in 2023, tied for the fourth-most nationally.
- Joey Porter Jr. was selected 32nd overall by the Pittsburgh Steelers in the 2023 NFL Draft.
- Smith was a four-year letterwinner (1988-91) and three-year starter at wide receiver at Penn State. He ranks tied for 10th in career receiving touchdowns (15), 13th in career receiving yardage (1,825) and 14th in career receptions (108).
- Through 12 games in 2023, Penn State leads the country in total defense (223.2) and first downs allowed (151).
- The Nittany Lions sit third in the country in pass defense (153.6), and scoring defense (11.4), while holding eighth in the nation in pass efficiency defense (109.34), while ranking 22nd in interceptions (12).
- Over the last two seasons, Penn State has held opponents to under a 50 completion percentage in nine games, the nation's seventh-most in that span.
- Over the last two seasons, the Nittany Lions have allowed under 10 completions in five games, tied third-most in the nation.
- Since the start of the 2022 season, Penn State has forced 50 turnovers (26 interceptions, 24 fumbles), tied-second in the nation and most among Power Five teams.
- Penn State has recorded three or more takeaways in 10 games over the last two seasons, second-most among FBS teams.
- The Nittany Lions held Iowa to four first downs, the fewest ever allowed by Penn State in a Big Ten game.
- Penn State held Iowa to 76 yards of offense and just 33 plays, giving up 2.3 yards per play.
- Penn State held Iowa 56 passing yards and just six completions.
- Penn State limited Michigan to 60 passing yards and seven completions.
- Junior **Kalen King**, selected All-Big Ten second team by the coaches and media, began the 2023 season on watch lists for the Bednarik Award, Bronko Nagurski Trophy, Butkus Award, Lott IMPACT Trophy and Jim Thorpe Award.
- In his career, King has 82 tackles, 5.5 tackles for loss, three interceptions, 25 pass breakups, two forced fumbles and a fumble recovery.
- King recorded four tackles and a pass breakup at Illinois.
- He had six tackles and a career-high 1.5 tackles for loss at Ohio State.
- King registered three tackles and a pass breakup vs. Indiana.
- Senior **Johnny Dixon**, voted All-Big Ten third team by the coaches, has recorded 96 tackles, 11.5 tackles for loss, 7.5 sacks, four interceptions, 20 pass breakups, two forced fumbles and one fumble recovery in his collegiate career.
- He leads FBS cornerbacks with 4.5 sacks in 2023 and is second in tackles for loss (5.5).
- At Illinois, Dixon picked off a pass in the third quarter and returned it 21 yards, his longest career return.
- He notched five tackles, including a career-high two tackles for loss at Ohio State. He added a solo sack and a pass breakup.
- The senior posted a solo sack against Indiana and at Maryland and a half-sack at Michigan State.
- Against Rutgers, Dixon registered a solo sack in the third quarter and forced a fumble in the second quarter.
- Redshirt senior **Daequan Hardy**, an All-Big Ten third team honoree by the coaches, has accounted for 53 tackles, 7.5 tackles for loss, 3.5 sacks, five interceptions, 20 pass breakups, and a forced fumble in his Penn State career.
- At Illinois, Hardy notched an interception in the first quarter.
- Hardy picked off a pass in the fourth quarter at Northwestern and returned it 34 yards for the longest return of his career.
- The Pittsburgh native broke up a career-high three passes, all in the first quarter, at Ohio State. He added a career-high six tackles and a half-tackle for loss.
- Hardy registered a solo sack against Indiana.
- According to Pro Football Focus, Hardy is allowing a 47.5 completion percentage when targeted and has forced six incompletions.
- Sophomore **Cam Miller** has totaled 24 tackles, four tackles for loss, three sacks and an interception in 23 games at Penn State.
- He ranks second among FBS cornerbacks with three sacks in 2023.
- The Florida native picked off a pass in the third quarter at Illinois for his first career interception.
- Against UMass, Miller registered his first two career sacks and became Penn State's first defensive back to record multiple sacks in a game since Derek Bochna had two for the Nittany Lions at West Virginia in 1992.
- At Michigan State, he had three tackles and a solo sack.



Johnny Dixon



Daequan Hardy

KALEN KING



KING STATS

CAREER TACKLES

82

King has recorded 82 tackles as a Nittany Lion, including 29 in 2023.

CAREER SOLO TACKLES

58

Fifty-eight of King's 82 tackles are solo stops, including 20 this season.

CAREER PASS BREAKUPS

25

King owns 25 career pass breakups and recorded 18 in 2022.

CAREER INTERCEPTIONS

3

King has three career interceptions.

CAREER FORCED FUMBLES

2

King has registered two forced fumbles in his PSU career.

LINEBACKERS NOTES

- Penn State's linebacker corps returns a four-year veteran in **Curtis Jacobs**, an honorable mention All-Big Ten selection in 2023, who has played in 44 career games and made 35 starts.
- Jacobs, one of 12 semifinalists for the Butkus Award, owns 169 career tackles, 23 tackles for loss, 9.5 sacks, a forced fumble, four fumble recoveries and two interceptions.
- Against West Virginia, Jacobs finished with a team-high 10 tackles, including seven solo, and a solo sack.
- In the Iowa game, Jacobs recorded a solo tackle for loss and two fumble recoveries. He recovered a fumble in the first quarter and a muffed punt in the second quarter.
- Jacobs is the first Penn State player to recover two fumbles in a game since Mark D'Onofrio against Temple on October 5, 1991.
- He registered 1.5 tackles for loss in each game against Maryland and Michigan and 1.5 sacks at Michigan State.
- Sophomore **Abdul Carter**, an All-Big Ten first team selection in 2023, owns 101 tackles (60 solo), 16 tackles for loss, 11 sacks, three forced fumbles, an interception and eight pass breakups in his first two seasons in Happy Valley.
- Carter was voted a second-team All-American by Sports Illustrated.
- According to Pro Football Focus, Carter has a 23.1 pass rush win percentage, ranking third in the FBS among players with at least 100 pass rush snaps.
- Carter started his 2023 campaign with a solo sack in the fourth quarter against West Virginia.
- The Pennsylvania native recorded his first career interception in the first quarter at Illinois and posted a career-high nine tackles and a pass breakup against the Buckeyes.
- Carter secured a solo sack at Maryland and forced a fumble vs. Michigan.
- He tied a career high with two sacks at Michigan State.
- Redshirt sophomore **Kobe King**, voted All-Big Ten honorable mention by the coaches and media in 2023, secured four tackles, a tackle for loss and his second career fumble recovery at Illinois.
- King tallied two tackles for loss and a solo sack at Northwestern.
- He recorded nine tackles vs. Michigan and made a career-high 10 stops against Rutgers.
- Redshirt sophomore **Dominic DeLuca** is a Burlsworth Trophy nominee. The award honors the nation's most outstanding player who started his career as a walk-on.
- DeLuca picked off a pass, his first career interception, and returned it 26 yards for a touchdown against Delaware.
- He posted a career-high six tackles at Illinois. On a tackle for loss, DeLuca notched his first career forced fumble.
- Against Iowa, DeLuca forced a fumble in the fourth quarter.
- DeLuca recorded an interception at Maryland, returning it 35 yards.
- **Tony Rojas** posted his first career tackle for loss against Delaware.
- At Maryland, Rojas caused turnovers on back-to-back possessions in the fourth quarter. He recorded his first forced fumble and picked off a pass, which he returned 20 yards.
- He tied a career-high with four tackles, and set a career high with 1.5 tackles for loss, against Rutgers.
- Redshirt freshman **Keon Wylie** had two tackles for loss and a sack at Maryland. He has three tackles for loss in 2023.
- Wylie recorded a solo sack at Michigan State.



Abdul Carter

SAFETIES NOTES

- Co-Defensive coordinator/safeties coach **Anthony Poindexter** is in his third season on the Nittany Lion coaching staff.
- Poindexter has 19 years of collegiate coaching experience, including seven as a defensive or co-defensive coordinator.
- As a player, Poindexter, a two-time consensus All-American at Virginia and was chosen as the 1998 ACC Defensive Player of the Year.
- Poindexter was inducted into the College Football Hall of Fame in 2020.
- The Nittany Lions held Iowa to 56 passing yards and just six completions and limited Michigan to 60 passing yards.
- Over the last two seasons, Penn State has held opponents to under a 50 completion percentage in nine games and have allowed under 10 completions in five games.
- Senior **Keaton Ellis**, a team captain, brings a wealth of experience to the Penn State secondary, having appeared in 55 career games, making 22 starts.
- In his career, Ellis owns 86 tackles (57 solo), three tackles for loss, four forced fumbles, one fumble recovery, two interceptions and 12 pass breakups.
- The senior forced a fumble in the third quarter against Delaware and intercepted a pass against UMass.
- Junior **Jaylen Reed**, an All-Big Ten honorable mention selection by the coaches and media, has played in 33 contests and started 12 games. He has tallied 81 tackles (57 solo), five tackles for loss, one sack, two interceptions and four pass breakups at PSU.
- The Michigan native recorded his first career sack against Delaware.
- Reed had two tackles and a pass breakup vs. Iowa and three tackles, including a half-tackle for loss, at Northwestern.
- The junior posted five tackles at Ohio State.
- Reed set a career high with eight tackles vs. Indiana, including a solo tackle for loss in the second quarter.
- He recorded his first career interception in the second quarter and returned it 17 yards to setup a field goal.
- Reed posted six tackles against Michigan.
- He intercepted a pass to end Michigan State's opening drive.
- Sophomore **Kevin Winston Jr.**, voted All-Big Ten honorable mention by the coaches and media, has seen playing time in 23 games in his first two years in Happy Valley. Winston has 67 tackles, 3.5 tackles for loss, two fumble recoveries, one interception and four pass breakups as a Nittany Lion.
- Winston recovered a fumble in the third quarter against Delaware for his first career fumble recovery.
- He posted a team-leading five tackles at Northwestern.
- The sophomore collected seven tackles at Ohio State.
- Winston recovered a muffed punt against Indiana.
- He made five tackles and added a solo tackle for loss at Maryland.
- Winston set a career high with 12 tackles (5 solo), and assisted on a tackle for loss, against Michigan.
- The sophomore made his first career interception vs. Rutgers.
- He tallied two pass breakups and a tackle for loss at Michigan State.
- Redshirt sophomore **Zakee Wheatley** has played in 29 career games, collecting 49 tackles (34 solo), 0.5 tackles for loss, two interceptions, one forced fumble and one pass breakup.



Keaton Ellis

LETTERMEN MAKING THEIR RETURN

- Ten members of the Penn State coaching and support staffs played at Penn State.
- Associate head coach/cornerbacks coach **Terry M. Smith** was a three-year starter at wide receiver from 1989-91.
- Co-offensive coordinator and tight Ends Coach **Ty Howle** was a four-year letterwinner on the Penn State offensive line from 2009-13. He played in 47 career games, making 13 starts.
- Defensive line coach **Deion Barnes** made 31 starts as a Nittany Lion from 2012-14. In 2014, Barnes tallied 12.5 tackles for loss and six sacks. He led PSU with 10 tackles for loss and six sacks in 2012 to earn consensus freshman All-American honors.
- Defensive graduate assistant **Torrence Brown** was a three-year letterman on the defensive line for the Nittany Lions (2015-17). He appeared in 30 career games, making seven starts.
- Defensive analyst **Dan Connor** was a two-time first-team All-America linebacker for Penn State in 2006 and 2007, the 14th Nittany Lion to be named a two-time first-team All-American. He finished his career as Penn State's all-time leader with 419 tackles.
- Offensive analyst **Calvin Lowry** was a first-team All-Big Ten safety for the Nittany Lions. He totaled nine career interceptions and was PSU's leading punt returner for three seasons.
- Assistant director of performance enhancement **Tyrone Smith** was a defensive tackle for Penn State and lettered during the 2014 season.
- Recruiting coordinator **Alan Zemaitis** letterman and three-time All-Big Ten selection for the blue and white from 2002-05. Zemaitis sits tied fifth all-time at Penn State with 12 career interceptions. He also holds fifth all-time at Penn State with 46 passes defended. Zemaitis helped the Nittany Lions to a Big Ten Championship in 2005.
- Director of Football Academic Services **Todd Kulka** lettered as a linebacker and graduated in 1995. He helped Penn State to a 9-3 record and an Outback Bowl victory in 1995.
- Director of the Football Letterman's Club **Wally Richardson** was a four-year letterman as a quarterback in 1992 and 1994-96. Richardson ranks 12th all-time at Penn State with 4,419 career passing yards. He also sits eighth all-time with 378 completions and 12th all-time with 27 touchdown passes.

THREE ON HALL OF FAME BALLOT

- Penn State lettermen **Ki-Jana Carter**, **D.J. Dozier** and **Paul Posluszny** have been selected as a part of the national ballot for the National Football Foundation's College Hall of Fame's Class of 2024.
- Carter, a running back for the Nittany Lions, was a first-team All-American during the 1994 campaign. Carter staked a claim to being one of the most decorated Penn State running backs of all-time with a junior season in which he was fourth nationally in rushing (139.9), second in scoring (10.8 ppg) and fifth in all-purpose yardage (158.4).
- Dozier, a tailback for the Nittany Lions, matriculated to Happy Valley from Virginia Beach, Va. He earned first team All-America honors from the Walter Camp Football Foundation in 1986. Dozier is the only Nittany Lion to lead the team in rushing four consecutive seasons, doing so from 1983-86.
- Posluszny, an outside linebacker for the Nittany Lions, was a first-team All-American in 2005 and 2006. Posluszny became just the second two-time winner of the Chuck Bednarik Award, presented to the nation's top defensive player, in 2006. In 2005, he also won the Butkus Award.

SPECIAL TEAMS NOTES

- **Stacy Collins** is in his second season as Penn State's special teams coordinator/outside linebacker/nickels coach. Collins has 25 years of collegiate coaching experience.
- Last season, Collins helped Chris Stoll to win the Patrick Mannelly Award, honoring the nation's top long snapper.
- According to Coaches By The Numbers, since 2019, Penn State's kick return defense ranks third in percentage of kickoffs returned inside the 25 (74.2; 2nd in B1G), fifth in the nation in touchback percentage (72.0; 1st), sixth in the nation in percentage of kickoffs returned (17.7; 1st) and 13th in average opponent field position (25.4; 5th).
- Since 2019, Penn State's punt return defense is ranked fourth in the country in punts inside the 10 (17.8 percent; 3rd in B1G), third in punts inside the 20 (42.8; 2nd) and eighth in net punting (41.5; 3rd).
- Since 2017, Penn State has scored nine special teams touchdowns (four kick return, five punt return), ranking second in the Big Ten, and is one of five FBS schools that has not allowed a special teams touchdown since the start of the 2019 season (60-straight games).
- Senior K **Alex Felkins**, named All-Big Ten second team by the media and third team by the coaches, transferred to Penn State from Columbia, where he earned his degree in psychology.
- The senior ranks seventh in a season at PSU with an 81.8 field goal percentage (18-of-22).
- Felkins owns five career games with three field goal makes.
- He has hit four career field goals of 50+ yards, 19 of 40+ yards and is 121-of-125 on extra points. He has 283 career points.
- Felkins hit field goals of 40 and 41 yards at Ohio State, drilled a 50-yard field goal against Indiana, hit a 48-yard field goal vs. Rutgers and a 49-yard kick at Michigan State.
- Sophomore P **Riley Thompson**, selected All-Big Ten honorable mention by the coaches and media, has placed 42 career punts inside the 20 and 14 punts inside the 10, while blasting 28 punts of 50+ yards in his career.
- His 45.4 punt average ranks fourth in the Big Ten (17th in FBS).
- At Ohio State, Thompson placed four punts inside the 20, two inside the 10, and booted a pair of 50+ yard punts.
- The sophomore blasted four punts of 50+ yards and averaged 49.0 yards on six punts against Indiana. He landed two punts inside the 10.
- Against Michigan, Thompson averaged 49.0 yards per punt, blasting three punts of 50+ yards, including one landing at the Wolverines' 3.
- He hit a 56-yard punt against Rutgers and two 51-yard punts at Michigan State.
- KR **Nicholas Singleton**, an All-Big Ten honorable mention honoree, is averaging 25.0 yards per kick return in his career, ninth all-time at Penn State, with one touchdown.
- Singleton had a 50-yard kick return against Indiana and a 51-yard return at Maryland.
- PR **Daequan Hardy**, voted All-Big Ten second team by the coaches and media, had a 56-yard punt return for a touchdown in the first quarter against UMass and added a 68-yard punt return for a touchdown in the third quarter, becoming the first player in school history to record multiple punt returns for a touchdown in a single game.
- Hardy was named a second-team All-American by CBS Sports.
- Since 2000, Hardy became the 25th FBS player, and second Big Ten player, to return two punt returns for touchdowns in a game.
- He is tied for the school record for most punt return touchdowns in a season with the two, joining Larry Johnson (2001), Bruce Branch (1999), O.J. McDuffie (1991) and Jimmy Cefalo (1977).
- Hardy's 14.6 punt return average ranks sixth in the FBS, pacing the Big Ten, and leads the nation with two punt return touchdowns.
- Redshirt sophomore SN **Tyler Duzansky** has appeared in 19 career games.
- LB **Dominic DeLuca** has been voted as a captain and was awarded No. 0 as the team's special teams leader.

RILEY THOMPSON



THOMPSON STATS

PUNT AVERAGE

45.4

Thompson has a 45.4 career punt average, totaling 4,813 yards on 106 punts.

INSIDE THE 20

42

Thompson has dropped 42 career punts inside the 20, including 16 punts inside the 20 this season.

INSIDE THE 10

14

Thompson has landed 14 career punts inside the 10, including eight punts inside the 10 in 2023.

50+ YARD PUNTS

28

Thompson has blasted 28 punts of 50+ yards in his career, including 13 punts of 50+ yards this season.

NUMERICAL ROSTER (0-40)

NO.	NAME	POS.	EL.	HT.	WT.	HIGH SCHOOL/COACH	HOMETOWN
0	DeLuca, Dominic *	LB	R-So.	6-1	218	Wyoming Area/Randy Spencer	West Pittston, Pa.
1	Lambert-Smith, KeAndre ***	WR	Jr.	6-1	185	Maury/Dyrrri McCain	Norfolk, Va.
1	Reed, Jaylen **	S	Jr.	6-0	205	Martin Luther King Jr./Tyronne Spencer	Detroit, Mich.
2	Clifford, Liam *	WR	R-So.	6-1	201	St. Xavier/Steve Specht	Maineville, Ohio
2	Ellis, Keaton ****	S	Sr.	5-11	190	State College Area/Matt Lintal	State College, Pa.
3	Cephas, Dante	WR	R-Sr.	6-0	193	Penn Hills/Jon LeDonne/Kent State	Pittsburgh, Pa.
3	Dixon, Johnny **	CB	Sr.	6-0	196	Chamberlain/Jason Lane/South Carolina	Tampa, Fla.
4	King, Kalen **	CB	Jr.	5-11	190	Cass Tech/Thomas Wilcher	Detroit, Mich.
4	Meiga, Malick *	WR	Jr.	6-4	203	Cegep du Vieux/Renaldo Sagesse	Saint Jerome, Que.
5	Evans, Omari *	WR	So.	6-0	189	Shoemaker/Toby Foreman	Killeen, Texas
5	Miller, Cam *	CB	So.	6-0	183	Trinity Christian Academy/Verlon Dorminey	Fernandina Beach, Fla.
6	Wallace III, Harrison *	WR	R-So.	6-1	194	Pike Road/Patrick Browning	Montgomery, Ala.
6	Wheatley, Zakee *	S	R-So.	6-2	198	Archbishop Spalding/Kyle Schmitt	Crofton, Md.
7	Saunders, Kaden	WR	R-Fr.	5-10	175	Westerville South/Matthew Christ	Columbus, Ohio
8	Johnson, Tyler	WR	R-Fr.	6-0	183	Magna Vista/Joe Favero	Martinsville, Va.
8	Nelson, DaKaari	S	Fr.	6-3	220	Selma/Willie Gandy	Livingston, Ala.
9	Mack, King	S	Fr.	5-10	188	St. Thomas Aquinas/Roger Harriott	Miami, Fla.
9	Pribula, Beau	QB	R-Fr.	6-2	203	Central York/Gerry Yonchiuk	York, Pa.
10	Flowers, Mehki	S	R-Fr.	6-0	190	Central Dauphin East/Lance Dean	Harrisburg, Pa.
10	Singleton, Nicholas *	RB	So.	6-0	222	Governor Mifflin/Jeff Lang	Shillington, Pa.
11	Carter, Abdul *	LB	So.	6-3	249	La Salle College High School/John Steinmetz	Philadelphia, Pa.
11	McClain, Malik	WR	Jr.	6-4	206	IMG Academy (Fla.)/Bobby Acosta/Florida State	Daphne, Ala.
12	Ivey, Anthony	WR	R-Fr.	5-11	180	Manheim Township/Mark Evans	Lancaster, Pa.
12	Tracy, Zion	CB	Fr.	5-11	180	St. Thomas More (Conn.)/Ernest Anderson	Hempstead, N.Y.
13	Allen, Kaytron *	RB	So.	5-11	222	IMG Academy (Fla.)/Pepper Johnson	Norfolk, Va.
13	Rojas, Tony	LB	Fr.	6-2	225	Fairfax/Trey Taylor	Fairfax, Va.
14	Mills, Tyrece	S	R-Jr.	6-1	198	Northeast/Troy Gore/Lackawanna College	Philadelphia, Pa.
14	Smolik, Jaxon	QB	Fr.	6-1	197	Dowling Catholic/Tom Wilson	Van Meter, Iowa
15	Allar, Drew *	QB	So.	6-5	242	Medina/Larry Laird	Medina, Ohio
15	Vanover, Amin *	DE	Jr.	6-4	268	St. Joseph's/Augie Hoffman	Newark, N.J.
16	Dinkins, Khalil	TE	R-So.	6-4	245	North Allegheny/Art Walker	Wexford, Pa.
16	Washington II, Elliot	CB	Fr.	5-11	192	Venice/John Peacock	Venice, Fla.
17	Kiesewetter, Karson	QB	Fr.	5-10	187	Bishop Guilfoyle/Justin Wheeler	Altoona, Pa.
17	Stahl, Mason	WR	R-Jr.	6-0	202	Baldwin/Loran Cooley	Pittsburgh, Pa.
18	Schlaffer, Joey	TE	Fr.	6-5	226	Exeter Township/Matt Bauer	Reading, Pa.
18	Townley Jr., Davon	DT	R-So.	6-6	277	North Community/Charles Adams	Minneapolis, Minn.
19	Lambert, Jack	QB	Fr.	6-3	201	Topsail/Jack Teachey	Hampstead, N.C.
19	Lyons, Jameial	DE	Fr.	6-5	246	Roman Catholic/Rick Prete	Philadelphia, Pa.
20	Isaac, Adisa ***	DE	R-Sr.	6-4	249	Canarsie/Brian Ellis	Brooklyn, N.Y.
21	Taylor, Carmelo	WR	Fr.	5-11	169	Patrick Henry/Alan Fiddler	Roanoke, Va.
21	Winston Jr., Kevin *	S	So.	6-2	203	DeMatha Catholic/Bill McGregor	Columbia, Md.
23	Jacobs, Curtis ***	LB	Jr.	6-1	235	McDonogh School/Hakeem Sule	Glen Burnie, Md.
23	Potts, Trey	RB	R-Sr.	5-9	215	Williamsport/Chuck Crews/Minnesota	Williamsport, Pa.
24	Montgomery, London	RB	Fr.	5-10	185	Scranton Prep/Terry Gallagher	Scranton, Pa.
24	Robinson, Ta'Mere	LB	Fr.	6-3	222	Brashear/Andrew Moore	Pittsburgh, Pa.
25	Hardy, Daequan ***	CB	R-Sr.	5-9	178	Penn Hills/Jon LeDonne	Pittsburgh, Pa.
25	Kency, DK	RB	Fr.	5-7	175	Archbishop Shaw/Hank Tierney	Marrero, La.
26	Wallace, Cam	RB	Fr.	5-9	191	Montgomery County/Don Vandygriff	Mount Vernon, Ga.
27	Payne Jr., Lamont	CB	Fr.	6-0	188	Chartiers Valley/Aaron Fitzpatrick	Carnegie, Pa.
28	Durant, Zane *	DT	So.	6-1	285	Lake Nona/Anthony Paradiso	Lake Nona, Fla.
29	Collins, Audavion	CB	R-Fr.	5-11	172	Newton/Camiel Grant/Mississippi State	Covington, Ga.
30	Davis, Amiel	RB	R-So.	6-0	208	Eastern Regional/John Doherty	Voorhees, N.J.
30	Hlavac, George	CB	R-Jr.	5-11	175	Allentown Central Catholic/Tim McGorry	Orefield, Pa.
31	Dinkins, Kolin	CB	R-Fr.	6-2	194	North Allegheny/Art Walker	Wexford, Pa.
32	Wylie, Keon	LB	R-Fr.	6-2	218	Imhotep Charter/Devon Johnson	Philadelphia, Pa.
33	Dennis-Sutton, Dani *	DE	So.	6-5	261	McDonogh School (Md.)/Hakeem Sule	Millsboro, Del.
34	Holzworth, Tyler	RB	R-So.	6-0	218	Delaware Valley Regional/Keith Olsommer/Delaware Valley	Milford, N.J.
35	Sokach-Minnick, Blaise	SN	R-Fr.	6-3	214	Wyoming Area/Randy Spencer	West Pittston, Pa.
36	Fisher, Zuriah *	DE	R-Jr.	6-3	254	Aliquippa/ Mike Warfield	Aliquippa, Pa.
36	Oluleye, Feyisayo	WR	So.	6-1	204	Bishop McDevitt/Jeff Weachter	Lancaster, Pa.
38	Smith, Tank	RB	R-Sr.	5-7	229	Penn Hills/Jon LeDonne/Saint Francis (Pa.)	Pittsburgh, Pa.
38	Yates, Winston	LB	Fr.	6-2	205	Paul VI/Steve Scuderi	Moorestown, N.J.
39	Blanding, Ty	DT	Fr.	6-1	274	Christ the King/Jason Brown	Bronx, N.Y.
39	Green, Jashaun	S	R-Fr.	6-1	173	State College Area/Matt Lintal	State College, Pa.
40	Williams, Patrick	S	R-Fr.	6-0	198	Eagle Academy 2/Kyron Jones	Brooklyn, N.Y.

26 2023 PENN STATE FOOTBALL

NUMERICAL ROSTER (41-99)

NO.	NAME	POS.	EL.	HT.	WT.	HIGH SCHOOL/COACH	HOMETOWN
41	King, Kobe *	LB	R-So.	6-1	242	Cass Tech/Thomas Wilcher	Detroit, Mich.
42	Robinson, Mason	DE	Fr.	6-3	243	McDonogh School/Hakeem Sule	Randallstown, Md.
43	Eldson, Tyler **	LB	Jr.	6-2	229	North Schuylkill/Wally Hall	Frackville, Pa.
44	Robinson, Chop *	DE	Jr.	6-3	254	Quince Orchard/John Kelley/Maryland	Gaithersburg, Md.
44	Warren, Tyler **	TE	Jr.	6-6	257	Atlee/Matt Gray	Mechanicsville, Va.
45	Pryts, Jackson	LB	R-Fr.	6-3	204	Hickory/William Dungee	Hermitage, Pa.
47	Palko, Joey	DE	Fr.	6-2	231	Pottsville Area/Tom McGeoy	Pottsville, Pa.
47	Patton, Will	SN	R-Fr.	6-4	224	Shenango/James Graham	New Castle, Pa.
48	Duzansky, Tyler	SN	R-So.	6-4	215	St. Francis Prep/Bob McMillen	Glen Ellyn, Ill.
48	Keys, Kaveion	LB	Fr.	6-2	225	Varina/Marcus Lewis	Richmond, Va.
49	Chizmar, Ben	LB	R-So.	6-0	233	Mars Area/Scott Heinauer	Gibsonia, Pa.
50	Ford Jr., Alonzo	DT	Jr.	6-2	298	Varina/Marcus Lewis/Old Dominion	Richmond, Va.
51	Beamon, Hakeem **	DT	R-Sr.	6-3	290	Manchester/Tom Hall	Midlothian, Va.
51	Rulli, Dominic	OL	R-Fr.	6-3	287	The Taft School (Conn.)/Tyler Whitley	Burlington, Ky.
52	van den Berg, Jordan *	DT	R-So.	6-3	310	Providence Christian/Parker Conley/Iowa Western	Johannesburg, South Africa
53	Dawkins, Nick *	OL	R-Jr.	6-4	315	Parkland/Tim Moncman	Allentown, Pa.
54	Harvie, Ian	OL	R-Fr.	6-2	271	Spring-Ford/Chad Brubaker	Royersford, Pa.
55	Onoh, Chimdy	OL	Fr.	6-5	300	Dundalk/Thomas Abel	Baltimore, Md.
56	Mupoyi, Joseph	DE	Fr.	6-5	246	St. Thomas More (Conn.)/Ernest Anderson	Kinshasa, DR of the Congo
56	Nelson, JB *	OL	R-Jr.	6-5	334	Mount Lebanon/Bob Palko/Lackawanna College	Pittsburgh, Pa.
57	Traore, Ibrahim	OL	R-Jr.	6-5	312	Frederick Douglas Academy 1/Andrew Kell	Bronx, N.Y.
58	Artis, Kaleb	DT	R-Fr.	6-4	319	St. Francis Prep/Rich Carroll	Westbury, N.Y.
58	Tengwall, Landon **	OL	R-So.	6-6	317	Good Counsel/Andy Stefanelli	Annapolis, Md.
62	Powers, Liam	OL	Fr.	6-2	292	Central Bucks East/John Donnelly	Doylestown, Pa.
63	Birchmeier, Alex	OL	Fr.	6-5	304	Broad Run/Myron Curtis	Ashburn, Va.
64	Nourzad, Hunter *	OL	R-Sr.+	6-3	320	The Walker School/Matt Casper/Cornell	Marietta, Ga.
65	Fitzgerald, Jim	OL	R-Fr.	6-7	318	Archbishop Spalding/Kyle Schmitt	Severna Park, Md.
66	Shelton, Drew *	OL	So.	6-5	306	Downingtown West/Mike Milano	Downingtown, Pa.
67	Boehme, Henry	OL	Fr.	6-5	273	Mountain Brook/Chris Yeager	Birmingham, Ala.
68	Donkoh, Anthony	OL	Fr.	6-5	323	Lightridge/Bobby Eavenson	Aldie, Va.
70	Williams, J'ven	OL	Fr.	6-5	303	Wyomissing/Bob Wolfrum	Reading, Pa.
71	Ioane, Olaivavega	OL	R-Fr.	6-4	348	Graham-Kapowsin/Eric Kurle	Graham, Wash.
73	Wallace, Caedan ***	OL	R-Sr.	6-5	328	The Hun School/Todd Smith	Robbinsville, N.J.
74	Fashanu, Olumuyiwa **	OL	Jr.	6-6	317	Gonzaga College High School/Randy Trivers	Waldorf, Md.
75	Detisch, Matt	OL	R-Fr.	6-6	300	Mars Area/Scott Heinauer	Mars, Pa.
77	Wormley, Sal *	OL	R-Sr.	6-3	324	Smyrna (Del.)/Mike Judy	Newark, N.J.
78	Israel-Achumba, Golden	OL	R-Jr.	6-4	332	DeMatha Catholic/Bill McGregor	Bowie, Md.
79	Penn, Addison	OL	R-Jr.	6-2	304	Carroll/Riley Dodge/Duke	Southlake, Texas
81	Mahlert, Jan	WR	R-So.	5-11	179	Christoph-Probst Gymnasium/Lukas Schmid	Deutschland, Germany
82	Black, Ethan	WR	Fr.	5-9	165	Conemaugh Township/Tony Penna	Davidsville, Pa.
83	Spencer, Jake	WR	R-Jr.	5-10	214	Haverford School/Michael Murphy/Colgate	Gladwyne, Pa.
84	Johnson, Theo ***	TE	Jr.	6-6	260	Holy Names Catholic/Rob McIntyre	Windsor, Ont.
86	Estrella, Jason	WR	R-So.	6-2	186	Liberty/John Truby	Bethlehem, Pa.
87	Rappleyea, Andrew	TE	Fr.	6-4	243	Milton Academy (Mass.)/Kevin MacDonald	Millbrook, N.Y.
88	Cross, Jerry	TE	R-Fr.	6-5	254	Rufus King/Thomas Wozniak	Milwaukee, Wis.
88	Siafa, Sam	DT	R-Fr.	6-4	277	Downingtown West/Mike Milano	Downingtown, Pa.
89	Furmanek, Finn	TE	Fr.	6-3	218	State College Area/Matt Lintal	State College, Pa.
91	Ellies, Dvon **	DT	R-Sr.	6-1	298	McDonogh School/Hakeem Sule	Burtonsville, Md.
91	Felkins, Alex	K	Sr.	6-3	200	Holland Hall/Tag Gross/Columbia University	Tulsa, Okla.
92	Vilbert, Smith *	DE	R-Sr.	6-6	278	St Joseph's Regional (N.J.)/Auggie Hoffman	Monsey, N.Y.
93	Mears, Bobby	DE	Fr.	6-4	227	Malvern Prep/Dave Gueriera	West Chester, Pa.
93	Sahaydak, Sander	K	R-So.	6-0	177	Liberty/John Truby	Bethlehem, Pa.
94	Barker, Ryan	K/P	Fr.	6-2	209	Kennett/Lance Fraizer	Landenberg, Pa.
94	Wilson, Jake *	DE	R-Jr.	6-3	247	Nazareth Area/Tom Falzone	Nazareth, Pa.
95	Thompson, Riley	P	So.	6-1	209	Haileybury/-/Deakin/Florida Atlantic	Melbourne, Australia
96	Groh, Mitchell	P	R-So.	6-1	190	Dallastown Area/Ron Miller	Dallastown, Pa.
99	Izzard, Coziah **	DT	Jr.	6-3	295	DeMatha Catholic/Bill McGregor	Columbia, Md.
99	Nwosu, Gabriel	P	R-So.	6-6	274	The Bullis School/Patrick Cilento	Derwood, Md.

* - Letters won

As of December 4, 2023

Note: As a result of eligibility not counting for the 2020 season, extra years of eligibility are marked on the back end of student-athletes' career (a "+" symbol will be added on the end of "Sr." to indicate the extra year of eligibility being used).

ALPHABETICAL ROSTER (A-ME)

NO.	NAME	POS.	EL.	HT.	WT.	HIGH SCHOOL/COACH	HOMETOWN
15	Allar, Drew *	QB	So.	6-5	242	Medina/Larry Laird	Medina, Ohio
13	Allen, Kaytron *	RB	So.	5-11	222	IMG Academy (Fla.)/Pepper Johnson	Norfolk, Va.
58	Artis, Kaleb	DT	R-Fr.	6-4	319	St. Francis Prep/Rich Carroll	Westbury, N.Y.
94	Barker, Ryan	K/P	Fr.	6-2	209	Kennett/Lance Fraizer	Landenberg, Pa.
51	Beamon, Hakeem **	DT	R-Sr.	6-3	290	Manchester/Tom Hall	Midlothian, Va.
63	Birchmeier, Alex	OL	Fr.	6-5	304	Broad Run/Myron Curtis	Ashburn, Va.
82	Black, Ethan	WR	Fr.	5-9	165	Conemaugh Township/Tony Penna	Davidsville, Pa.
39	Blanding, Ty	DT	Fr.	6-1	274	Christ the King/Jason Brown	Bronx, N.Y.
67	Boehme, Henry	OL	Fr.	6-5	273	Mountain Brook/Chris Yeager	Birmingham, Ala.
11	Carter, Abdul *	LB	So.	6-3	249	La Salle College High School/John Steinmetz	Philadelphia, Pa.
3	Cephas, Dante	WR	R-Sr.	6-0	193	Penn Hills/Jon LeDonne/Kent State	Pittsburgh, Pa.
49	Chizmar, Ben	LB	R-So.	6-0	233	Mars Area/Scott Heinauer	Gibsonia, Pa.
2	Clifford, Liam *	WR	R-So.	6-1	201	St. Xavier/Steve Specht	Maineville, Ohio
29	Collins, Audavion	CB	R-Fr.	5-11	172	Newton/Camiel Grant/Mississippi State	Covington, Ga.
88	Cross, Jerry	TE	R-Fr.	6-5	254	Rufus King/Thomas Wozniak	Milwaukee, Wis.
30	Davis, Amiel	RB	R-So.	6-0	208	Eastern Regional/John Doherty	Voorhees, N.J.
53	Dawkins, Nick *	OL	R-Jr.	6-4	315	Parkland/Tim Moncman	Allentown, Pa.
0	DeLuca, Dominic *	LB	R-So.	6-1	218	Wyoming Area/Randy Spencer	West Pittston, Pa.
33	Dennis-Sutton, Dani *	DE	So.	6-5	261	McDonogh School (Md.)/Hakeem Sule	Millsboro, Del.
75	Detisch, Matt	OL	R-Fr.	6-6	300	Mars Area/Scott Heinauer	Mars, Pa.
16	Dinkins, Khalil	TE	R-So.	6-4	245	North Allegheny/Art Walker	Wexford, Pa.
31	Dinkins, Kolin	CB	R-Fr.	6-2	194	North Allegheny/Art Walker	Wexford, Pa.
3	Dixon, Johnny **	CB	Sr.	6-0	196	Chamberlain/Jason Lane/South Carolina	Tampa, Fla.
68	Donkoh, Anthony	OL	Fr.	6-5	323	Lightridge/Bobby Eavenson	Aldie, Va.
28	Durant, Zane *	DT	So.	6-1	285	Lake Nona/Anthony Paradiso	Lake Nona, Fla.
48	Duzansky, Tyler	SN	R-So.	6-4	215	St. Francis Prep/Bob McMillen	Glen Ellyn, Ill.
91	Ellies, Dvon **	DT	R-Sr.	6-1	298	McDonogh School/Hakeem Sule	Burtonsville, Md.
2	Ellis, Keaton ****	S	Sr.	5-11	190	State College Area/Matt Lintal	State College, Pa.
43	Elsdon, Tyler **	LB	Jr.	6-2	229	North Schuylkill/Wally Hall	Frackville, Pa.
86	Estrella, Jason	WR	R-So.	6-2	186	Liberty/John Truby	Bethlehem, Pa.
5	Evans, Omari *	WR	So.	6-0	189	Shoemaker/Toby Foreman	Killeen, Texas
74	Fashanu, Olumuyiwa **	OL	Jr.	6-6	317	Gonzaga College High School/Randy Trivers	Waldorf, Md.
91	Felkins, Alex	K	Sr.	6-3	200	Holland Hall/Tag Gross/Columbia University	Tulsa, Okla.
36	Fisher, Zuriah *	DE	R-Jr.	6-3	254	Aliquippa/ Mike Warfield	Aliquippa, Pa.
65	Fitzgerald, Jim	OL	R-Fr.	6-7	318	Archbishop Spalding/Kyle Schmitt	Severna Park, Md.
10	Flowers, Mehki	S	R-Fr.	6-0	190	Central Dauphin East/Lance Dean	Harrisburg, Pa.
50	Ford Jr., Alonzo	DT	Jr.	6-2	298	Varina/Marcus Lewis/Old Dominion	Richmond, Va.
89	Furmanek, Finn	TE	Fr.	6-3	218	State College Area/Matt Lintal	State College, Pa.
39	Green, Jashaun	S	R-Fr.	6-1	173	State College Area/Matt Lintal	State College, Pa.
96	Groh, Mitchell	P	R-So.	6-1	190	Dallastown Area/Ron Miller	Dallastown, Pa.
25	Hardy, Daequan ***	CB	R-Sr.	5-9	178	Penn Hills/Jon LeDonne	Pittsburgh, Pa.
54	Harvie, Ian	OL	R-Fr.	6-2	271	Spring-Ford/Chad Brubaker	Royersford, Pa.
30	Hlavac, George	CB	R-Jr.	5-11	175	Allentown Central Catholic/Tim McGorry	Orefield, Pa.
34	Holzworth, Tyler	RB	R-So.	6-0	218	Delaware Valley Regional/Keith Olsommer/Delaware Valley	Milford, N.J.
71	Ioane, Olaivavega	OL	R-Fr.	6-4	348	Graham-Kapowsin/Eric Kurlle	Graham, Wash.
20	Isaac, Adisa ***	DE	R-Sr.	6-4	249	Canarsie/Brian Ellis	Brooklyn, N.Y.
78	Israel-Achumba, Golden	OL	R-Jr.	6-4	332	DeMatha Catholic/Bill McGregor	Bowie, Md.
12	Ivey, Anthony	WR	R-Fr.	5-11	180	Manheim Township/Mark Evans	Lancaster, Pa.
99	Izzard, Coziah **	DT	Jr.	6-3	295	DeMatha Catholic/Bill McGregor	Columbia, Md.
23	Jacobs, Curtis ***	LB	Jr.	6-1	235	McDonogh School/Hakeem Sule	Glen Burnie, Md.
84	Johnson, Theo ***	TE	Jr.	6-6	260	Holy Names Catholic/Rob McIntyre	Windsor, Ont.
8	Johnson, Tyler	WR	R-Fr.	6-0	183	Magna Vista/Joe Favero	Martinsville, Va.
25	Kency, DK	RB	Fr.	5-7	175	Archbishop Shaw/Hank Tierney	Marrero, La.
48	Keys, Kaveion	LB	Fr.	6-2	225	Varina/Marcus Lewis	Richmond, Va.
17	Kiesewetter, Karson	QB	Fr.	5-10	187	Bishop Guilfoyle/Justin Wheeler	Altoona, Pa.
4	King, Kalen **	CB	Jr.	5-11	190	Cass Tech/Thomas Wilcher	Detroit, Mich.
41	King, Kobe *	LB	R-So.	6-1	242	Cass Tech/Thomas Wilcher	Detroit, Mich.
19	Lambert, Jack	QB	Fr.	6-3	201	Topsail/Jack Teachey	Hampstead, N.C.
1	Lambert-Smith, KeAndre ***	WR	Jr.	6-1	185	Mauzy/Dyrrri McCain	Norfolk, Va.
19	Lyons, Jameial	DE	Fr.	6-5	246	Roman Catholic/Rick Prete	Philadelphia, Pa.
9	Mack, King	S	Fr.	5-10	188	St. Thomas Aquinas/Roger Harriott	Miami, Fla.
81	Mahlert, Jan	WR	R-So.	5-11	179	Christoph-Probst Gymnasium/Lukas Schmid	Deutschland, Germany
11	McClain, Malik	WR	Jr.	6-4	206	IMG Academy (Fla.)/Bobby Acosta/Florida State	Daphne, Ala.
93	Mears, Bobby	DE	Fr.	6-4	227	Malvern Prep/Dave Gueriera	West Chester, Pa.
4	Meiga, Malick *	WR	Jr.	6-4	203	Cegep du Vieux/Renaldo Sagesse	Saint Jerome, Que.

28 2023 PENN STATE FOOTBALL

ALPHABETICAL ROSTER (MI-Y)

NO.	NAME	POS.	EL.	HT.	WT.	HIGH SCHOOL/COACH	HOMETOWN
5	Miller, Cam *	CB	So.	6-0	183	Trinity Christian Academy/Verlon Dorminey	Fernandina Beach, Fla.
14	Mills, Tyrece	S	R-Jr.	6-1	198	Northeast/Troy Gore/Lackawanna College	Philadelphia, Pa.
24	Montgomery, London	RB	Fr.	5-10	185	Scranton Prep/Terry Gallagher	Scranton, Pa.
56	Mupoyi, Joseph	DE	Fr.	6-5	246	St. Thomas More (Conn.)/Ernest Anderson	Kinshasa, DR of the Congo
8	Nelson, DaKaari	S	Fr.	6-3	220	Selma/Willie Gandy	Livingston, Ala.
56	Nelson, JB *	OL	R-Jr.	6-5	334	Mount Lebanon/Bob Palko/Lackawanna College	Pittsburgh, Pa.
64	Nourzad, Hunter *	OL	R-Sr.+	6-3	320	The Walker School/Matt Casper/Cornell	Marietta, Ga.
99	Nwosu, Gabriel	P	R-So.	6-6	274	The Bullis School/Patrick Cilento	Derwood, Md.
36	Oluleye, Fejisayo	WR	So.	6-1	204	Bishop McDevitt/Jeff Weachter	Lancaster, Pa.
55	Onoh, Chimdy	OL	Fr.	6-5	300	Dundalk/Thomas Abel	Baltimore, Md.
47	Palko, Joey	DE	Fr.	6-2	231	Pottsville Area/Tom McGeoy	Pottsville, Pa.
47	Patton, Will	SN	R-Fr.	6-4	224	Shenango/James Graham	New Castle, Pa.
27	Payne Jr., Lamont	CB	Fr.	6-0	188	Chartiers Valley/Aaron Fitzpatrick	Carnegie, Pa.
79	Penn, Addison	OL	R-Jr.	6-2	304	Carroll/Riley Dodge/Duke	Southlake, Texas
23	Potts, Trey	RB	R-Sr.	5-9	215	Williamsport/Chuck Crews/Minnesota	Williamsport, Pa.
62	Powers, Liam	OL	Fr.	6-2	292	Central Bucks East/John Donnelly	Doylestown, Pa.
9	Pribula, Beau	QB	R-Fr.	6-2	203	Central York/Gerry Yonchiuk	York, Pa
45	Pryts, Jackson	LB	R-Fr.	6-3	204	Hickory/William Dungee	Hermitage, Pa.
87	Rappleyea, Andrew	TE	Fr.	6-4	243	Milton Academy (Mass.)/Kevin MacDonald	Millbrook, N.Y.
1	Reed, Jaylen **	S	Jr.	6-0	205	Martin Luther King Jr./Tyrone Spencer	Detroit, Mich.
44	Robinson, Chop *	DE	Jr.	6-3	254	Quince Orchard/John Kelley/Maryland	Gaithersburg, Md.
42	Robinson, Mason	DE	Fr.	6-3	243	McDonogh School/Hakeem Sule	Randallstown, Md.
24	Robinson, Ta'Mere	LB	Fr.	6-3	222	Brashear/Andrew Moore	Pittsburgh, Pa.
13	Rojas, Tony	LB	Fr.	6-2	225	Fairfax/Trey Taylor	Fairfax, Va.
51	Rulli, Dominic	OL	R-Fr.	6-3	287	The Taft School (Conn.)/Tyler Whitley	Burlington, Ky.
93	Sahaydak, Sander	K	R-So.	6-0	177	Liberty/John Truby	Bethlehem, Pa.
7	Saunders, Kaden	WR	R-Fr.	5-10	175	Westerville South/Matthew Christ	Columbus, Ohio
18	Schlaffer, Joey	TE	Fr.	6-5	226	Exeter Township/Matt Bauer	Reading, Pa.
66	Shelton, Drew *	OL	So.	6-5	306	Downingtown West/Mike Milano	Downingtown, Pa.
88	Siafa, Sam	DT	R-Fr.	6-4	277	Downingtown West/Mike Milano	Downingtown, Pa.
10	Singleton, Nicholas *	RB	So.	6-0	222	Governor Mifflin/Jeff Lang	Shillington, Pa.
38	Smith, Tank	RB	R-Sr.	5-7	229	Penn Hills/Jon LeDonne/Saint Francis (Pa.)	Pittsburgh, Pa.
14	Smolik, Jaxon	QB	Fr.	6-1	197	Dowling Catholic/Tom Wilson	Van Meter, Iowa
35	Sokach-Minnick, Blaise	SN	R-Fr.	6-3	214	Wyoming Area/Randy Spencer	West Pittston, Pa.
83	Spencer, Jake	WR	R-Jr.	5-10	214	Haverford School/Michael Murphy/Colgate	Gladwyne, Pa.
17	Stahl, Mason	WR	R-Jr.	6-0	202	Baldwin/Loran Cooley	Pittsburgh, Pa.
21	Taylor, Carmelo	WR	Fr.	5-11	169	Patrick Henry/Alan Fiddler	Roanoke, Va.
58	Tengwall, Landon **	OL	R-So.	6-6	317	Good Counsel/Andy Stefanelli	Annapolis, Md.
95	Thompson, Riley	P	So.	6-1	209	Haileybury/-/Deakin/Florida Atlantic	Melbourne, Australia
18	Townley Jr., Davon	DT	R-So.	6-6	277	North Community/Charles Adams	Minneapolis, Minn.
12	Tracy, Zion	CB	Fr.	5-11	180	St. Thomas More (Conn.)/Ernest Anderson	Hempstead, N.Y.
57	Traore, Ibrahim	OL	R-Jr.	6-5	312	Frederick Douglas Academy 1/Andrew Kell	Bronx, N.Y.
52	van den Berg, Jordan *	DT	R-So.	6-3	310	Providence Christian/Parker Conley/Iowa Western	Johannesburg, South Africa
15	Vanover, Amin *	DE	Jr.	6-4	268	St. Joseph's/Augie Hoffman	Newark, N.J.
92	Vilbert, Smith *	DE	R-Sr.	6-6	278	St Joseph's Regional (N.J.)/Augie Hoffman	Monsey, N.Y.
73	Wallace, Caedan ***	OL	R-Sr.	6-5	328	The Hun School/Todd Smith	Robbinsville, N.J.
26	Wallace, Cam	RB	Fr.	5-9	191	Montgomery County/Don Vandygriff	Mount Vernon, Ga.
6	Wallace III, Harrison *	WR	R-So.	6-1	194	Pike Road/Patrick Browning	Montgomery, Ala.
44	Warren, Tyler **	TE	Jr.	6-6	257	Atlee/Matt Gray	Mechanicsville, Va.
16	Washington II, Elliot	CB	Fr.	5-11	192	Venice/John Peacock	Venice, Fla.
6	Wheatley, Zakee *	S	R-So.	6-2	198	Archbishop Spalding/Kyle Schmitt	Crofton, Md.
70	Williams, J'ven	OL	Fr.	6-5	303	Wyomissing/Bob Wolfrum	Reading, Pa.
40	Williams, Patrick	S	R-Fr.	6-0	198	Eagle Academy 2/Kyron Jones	Brooklyn, N.Y.
94	Wilson, Jake *	DE	R-Jr.	6-3	247	Nazareth Area/Tom Falzone	Nazareth, Pa.
21	Winston Jr., Kevin *	S	So.	6-2	203	DeMatha Catholic/Bill McGregor	Columbia, Md.
77	Wormley, Sal *	OL	R-Sr.	6-3	324	Smyrna (Del.)/Mike Judy	Newark, N.J.
32	Wylie, Keon	LB	R-Fr.	6-2	218	Imhotep Charter/Devon Johnson	Philadelphia, Pa.
38	Yates, Winston	LB	Fr.	6-2	205	Paul VI/Steve Scuderi	Moorestown, N.J.

* - Letters won

As of September 10, 2023

Note: As a result of eligibility not counting for the 2020 season, extra years of eligibility are marked on the back end of student-athletes' career (a "+" symbol will be added on the end of "Sr." to indicate the extra year of eligibility being used).

RECORD WATCH

RUSHING

CAREER RUSHING YARDAGE		
1.	3,932	Evan Royster 2007-10
2.	3,843	Saquon Barkley 2015-17
3.	3,398	Curt Warner 1979-82
4.	3,320	Tony Hunt 2003-06
5.	3,301	Blair Thomas 1985-87, 89
6.	3,256	Curtis Enis 1995-97
7.	3,227	D.J. Dozier 1983-86
8.	2,953	Larry Johnson 1999-02
9.	2,934	Lydell Mitchell 1969-71
10.	2,829	Ki-Jana Carter 1992-94
11.	2,818	Matt Suhey 1976-79
12.	2,639	John Cappelletti 1972-73
13.	2,518	Eric McCoo 1998-01
14.	2,380	Lenny Moore 1953-55
15.	2,236	Charlie Pittman 1967-69
16.	2,108	Zach Zwinak 2011-14
17.	2,072	Booker Moore 1977-80
18.	2,042	Jon Williams 1980-83
19.	2,002	Franco Harris 1969-71
20.	1,763	Nicholas Singleton 2022-pres.
21.	1,756	Richie Anderson 1989-92
22.	1,718	Kaytron Allen 2022-pres.

SEASON RUSHING YARDAGE		
1.	2,087	Larry Johnson 2002
2.	1,567	Lydell Mitchell 1971
3.	1,539	Ki-Jana Carter 1994
4.	1,522	John Cappelletti 1973
5.	1,496	Saquon Barkley 2016
6.	1,414	Blair Thomas 1987
7.	1,386	Tony Hunt 2006
8.	1,363	Curtis Enis 1997
9.	1,341	Blair Thomas 1989
10.	1,329	Rodney Kinlaw 2007
11.	1,274	Miles Sanders 2018
12.	1,271	Saquon Barkley 2017
13.	1,241	Silas Redd 2011
14.	1,236	Evan Royster 2008
15.	1,210	Curtis Enis 1996
16.	1,169	Evan Royster 2009
17.	1,117	John Cappelletti 1972
18.	1,082	Lenny Moore 1954
19.	1,076	Saquon Barkley 2015
20.	1,061	Nicholas Singleton 2022
--	851	Kaytron Allen 2023

GAME RUSHING YARDAGE		
1.	327	Larry Johnson at Indiana 2002
2.	279	Larry Johnson vs. Illinois 2002
3.	279	Larry Johnson vs. Michigan State 2002
4.	257	Larry Johnson vs. Northwestern 2002
5.	256	Curt Warner at Syracuse 1981
6.	250	Shorty Miller vs. Carnegie Tech 1913
7.	243	Bob Pollard at Rutgers 1951
8.	241	Curtis Enis vs. USC 1996
9.	239	Bob Campbell vs. Syracuse 1968
10.	238	Curt Warner at Nebraska 1981
11.	227	Ki-Jana Carter vs. Michigan State 1994
12.	225	Matt Suhey vs. Army 1979
13.	220	John Cappelletti vs. NC State 1973
14.	214	Blair Thomas vs. Notre Dame 1987
15.	211	Lydell Mitchell at Iowa 1971
211		Curtis Enis vs. Ohio State 1997
211		Eric McCoo vs. Ohio State 1999
211		Saquon Barkley at Iowa 2017
19.	210	Ki-Jana Carter at Minnesota 1994
20.	209	Lydell Mitchell vs. Maryland 1971
21.	208	Shelly Hammonds at Boston College 1990
22.	207	Saquon Barkley at Purdue 2016
23.	206	Eric McCoo vs. Michigan State 1998
24.	204	John Cappelletti vs. Ohio 1973
25.	202	John Cappelletti at Maryland 1973
202		Saquon Barkley vs. Maryland 2016
202		Journey Brown vs. Memphis 2019
28.	201	Bill Belton vs. Illinois 2013
29.	200	Miles Sanders at Illinois 2018

LONGEST RUNS			
1.	92*	Blair Thomas vs. Syracuse	1986
	92	Bill Belton at Indiana	2014
	92	Saquon Barkley vs. Washington	2017
4.	90	Bill Suter at Navy	1894
5.	87	Bob Campbell vs. Syracuse	1968
	87	Nicholas Singleton vs. Utah	2022
7.	86	Bob Riggle at West Virginia	1964
	85	Journey Brown vs. Pitt	2019
9.	84	Chafe Fields vs. Texas	1996
	84	Larry Johnson vs. Illinois	2002

*non-scoring play

CAREER RUSHING TOUCHDOWNS			
1.	43	Saquon Barkley	2015-17
2.	38	Lydell Mitchell	1969-71
3.	36	Curtis Enis	1995-97
4.	34	Ki-Jana Carter	1992-94
5.	30	Charlie Pittman	1967-69
	30	Trace McSorley	2015-18
7.	29	John Cappelletti	1972-73
	29	Richie Anderson	1989-92
	29	Evan Royster	2007-10
10.	26	Matt Suhey	1976-79
	26	Larry Johnson	1999-02
12.	25	D.J. Dozier	1983-86
	25	Tony Hunt	2003-06
14.	24	Franco Harris	1969-71
	24	Curt Warner	1979-82
16.	23	Lenny Moore	1953-55
17.	22	Daryll Clark	2005-09
18.	21	Blair Thomas	1985-87, 89
	21	Zach Zwinak	2011-14
20.	20	Booker Moore	1977-80
	20	Michael Robinson	2002-05
	20	Nicholas Singleton 2022-pres.	
--	16	Kaytron Allen 2022-pres.	

SEASON RUSHING TOUCHDOWNS			
1.	26	Lydell Mitchell	1971
2.	23	Ki-Jana Carter	1994
3.	20	Larry Johnson	2002
4.	19	Curtis Enis	1997
5.	18	Richie Anderson	1992
	18	Saquon Barkley	2016
	18	Saquon Barkley	2017
8.	17	John Cappelletti	1973
9.	14	Charlie Pittman	1968
10.	13	Bill McCleary	1907
	13	Harry Robb	1917
	13	Curtis Enis	1996
13.	12	John Cappelletti	1972
	12	Evan Royster	2008
	12	Zach Zwinak	2013
	12	Trace McSorley	2018
	12	Journey Brown	2019
	12	Nicholas Singleton 2022	
--	8	Nicholas Singleton 2023	

SEASON RUSHING AVERAGE (Min. 100 attempts)			
1.	8.40	Blair Thomas	1986
2.	7.96	Lenny Moore	1954
3.	7.77	Ki-Jana Carter	1994
4.	7.70	Larry Johnson	2002
5.	6.90	Journey Brown	2019
6.	6.62	Ki-Jana Carter	1994
8.	6.47	Eric McCoo	1998
	6.47	Evan Royster	2008
9.	6.32	Nicholas Singleton 2022	
10.	6.17	Lydell Mitchell	1971

CAREER 100-YARD RUSHING GAMES			
1.	18	Curt Warner	1979-82
2.	17	Blair Thomas	1985-87, 89
	17	Ki-Jana Carter	1992-94
	17	Curtis Enis	1995-97
5.	15	Lydell Mitchell	1969-71
	15	Tony Hunt	2003-06
	15	Evan Royster	2007-10
	15	Saquon Barkley	2015-17
9.	13	John Cappelletti	1972-73
10.	12	Lenny Moore	1953-55
--	5	Nicholas Singleton 2022-pres.	
--	4	Kaytron Allen 2022-pres.	

SEASON 100-YARD RUSHING GAMES			
1.	10	K-Jana Carter	1994
2.	9	Lydell Mitchell	1971
	9	Blair Thomas	1989
4.	8	John Cappelletti	1973
	8	Curtis Enis	1997
	8	Larry Johnson	2002
	8	Tony Hunt	2006
8.	7	Lenny Moore	1954
	7	Curt Warner	1981
	7	Blair Thomas	1987
	7	Ki-Jana Carter	1993
--	2	Kaytron Allen 2023	
--	1	Nicholas Singleton 2023	

GAME RUSHING YARDS BY A QUARTERBACK			
1.	250	Eugene "Shorty" Miller	Carnegie Tech, 1913
2.	175	Trace McSorley	Ohio State, 2018
3.	156	Chuck Peters	Syracuse, 1938
4.	138	Zack Mills	Ohio State, 2001
5.	125	Michael Robinson	Wisconsin, 2005
6.	122	Steve Rollins	Syracuse, 1938
7.	119	Sean Clifford	Indiana, 2020
8.	113	Tony Sacca	Pittsburgh, 1990
	113	Tommy Stevens	Maryland, 2017
10.	112	Michael Robinson	Minnesota, 2005

SEASON RUSHING YARDS BY A QUARTERBACK			
1.	806	Michael Robinson	2005
2.	798	Trace McSorley	2018
3.	491	Trace McSorley	2017
4.	402	Sean Clifford	2019
5.	396	Michael Robinson	2003
6.	365	Trace McSorley	2016
7.	346	John Hufnagel	1971
8.	335	Sean Clifford	2020
9.	325	Richie Lucas	1959
10.	315	Rashard Casey	2000
11.	313	Beau Pribula 2023	
	290	Rashard Casey	1999
13.	284	Dick Hoak	1960
14.	282	Daryll Clark	2008
15.	263	Michael Robinson	2002
16.	260	Will Lewis	2020
17.	255	Pete Liske	1962
18.	234	Richie Lucas	1958
19.	213	Will Lewis	2019
20.	211	Daryll Clark	2009
--	170	Drew Allar 2023	

SEASON RUSHING TOUCHDOWNS BY A QUARTERBACK			
1.	12	Trace McSorley	2018
2.	11	Michael Robinson	2005
	11	Trace McSorley	2017
4.	10	Daryll Clark	2008
5.	7	Daryll Clark	2009
	7	Trace McSorley	2016
7.	6	Richie Lucas	1958
	6	John Hufnagel	1972
	6	Michael Robinson	2002
	6	Beau Pribula 2023	
12.	5	Tom Sherman	1966
	5	Todd Blackledge	1981
	5	Doug Strang	1983
	5	Rashard Casey	1999
	5	Rashard Casey	2000
	5	Matt McGloin	2012
	5	Sean Clifford	2019
	5	Sean Clifford	2022
--	4	Drew Allar 2023	

PASSING

CAREER PASSING YARDAGE			
1.	10,661	Sean Clifford	2018-22
2.	9,899	Trace McSorley	2015-18
3.	8,457	Christian Hackenberg	2013-15
4.	7,212	Zack Mills	2001-04
5.	6,390	Matt McGloin	2009-12
6.	5,869	Tony Sacca	1988-91
7.	5,742	Daryll Clark	2006-09
8.	5,382	Chuck Fusina	1975-78
9.	5,304	Kerry Collins	1991-94
10.	5,275	Anthony Morelli	2004-07

SEASON PASSING YARDAGE			
1.	3,614	Trace McSorley	2016
2.	3,570	Trace McSorley	2017
3.	3,271	Matt McGloin	2012
4.	3,107	Sean Clifford	2021
5.	3,003	Daryll Clark	2009
6.	2,977	Christian Hackenberg	2014
7.	2,955	Christian Hackenberg	2013
8.	2,679	Kerry Collins	1994
9.	2,654	Sean Clifford	2019
10.	2,651	Anthony Morelli	2007
--	2,336	Drew Allar 2023	

GAME PASSING YARDAGE			
1.	454	Christian Hackenberg vs. UCF	2014
2.	401	Sean Clifford vs. Villanova	2021
3.	399	Zack Mills vs. Iowa	2002
4.	398	Sean Clifford at Maryland	2019
5.	395	Matt McGloin vs. Indiana	2012
6.	384	Trace McSorley vs. Wisconsin	2016
7.	381	Trace McSorley at Michigan St.	2017
8.	379	Michael Robinson vs. Wisconsin	2003
9.	376	Trace McSorley vs. Michigan St.	2016
10.	371	C. Hackenberg vs. Boston Coll.	2014
	371	Sean Clifford vs. Ohio State	2022
12.	366	Mike McQueary vs. Pittsburgh	1997
13.	363	Sean Clifford at Maryland	2021
14.	361	Sean Clifford at Ohio State	2021
15.	358	Todd Blackledge at Miami (Fla.)	1981
16.	353	Daryll Clark vs. Akron	2009
17.	352	Kerry Collins at Michigan State	1993
18.	342	Trace McSorley vs. Washington	2017
19.	341	Daryll Clark vs. Michigan State	2008
20.	340	Christian Hackenberg at Indiana	2013
	340	Sean Clifford at Minnesota	2019
	340	Sean Clifford at Maryland	2020

LONGEST PASS PLAYS			
1.	95	Sean Clifford to Daniel George	vs. Kent St., 2018
2.	93	Trace McSorley to KJ Hamler	vs. Ohio State, 2018
3.	92	Bill Hess to Bob Higgins	at Pittsburgh, 1919
4.	88	Sean Clifford to KeAndre Lambert-Smith	vs. Utah, 2022
5.	86	Steve Joachim to Jim Scott	at Navy, 1971
	86	Sean Clifford to Jahan Dotson	at Maryland, 2021
7.	85	Trace McSorley to Saquon Barkley	vs. Georgia State, 2017
8.	83	Sean Clifford to KeAndre Lambert-Smith	vs. Villanova, 2021
9.	82	Matt Knizner at Eric Hamilton	vs. Pittsburgh, 1986
82		Kerry Collins to Freddie Scott	vs. Rutgers, 1994
11.	80	Tom Sherman to Paul Johnson	at Maryland, 1967
	80	Doug Strang to Dean DiMidio	vs. Alabama, 1983
80		Pat Devlin to Stephfon Green	vs. Michigan, 2008
	80	Rob Bolden to Derek Moyer	vs. Illinois, 2010
	80	Trace McSorley to Irvin Charles	vs. Minnesota, 2016
16.	79	Lance Longener to John Greene	vs. Maryland, 1988
	79	Kevin Thompson to Chafe Fields	at Miami (Fla.), 1999
	79	Daryll Clark to Chaz Powell	vs. Iowa, 2009
	79	Christian Hackenberg to Geno Lewis	vs. UCF, 2014
20.	78	Kevin Thompson to Chafe Fields	at Purdue, 1999
21.	76	Chuck Burkhardt to Tom Cherry	at UCLA, 1968
	76	John Hufnagel to Jimmy Scott	at Boston Coll., 1972
	76	Tom Shuman to Chuck Herd	vs. West Virginia, 1973
75*		John Andress to Dick Barvinchak	at Iowa, 1975
	75*	Tom Bill to David Daniels	vs. Temple, 1989
	75	Sean Clifford to Jahan Dotson	vs. Illinois, 2020

*non-scoring play

GAME TD PASSES			
1.	5	Tony Sacca vs. Georgia Tech	1991
	5	Rashard Casey vs. La. Tech	2000
3.	4	29 times, Last:	
		Drew Allar at Maryland	2023

RECORD WATCH

SEASON TOUCHDOWN PASSES

1.	29	Trace McSorley	2016
2.	28	Trace McSorley	2017
3.	24	Daryll Clark	2009
	24	Matt McGloin	2012
	24	Sean Clifford	2022
6.	23	Sean Clifford	2019
	23	Drew Allar	2023
8.	22	Todd Blackledge	1982
9.	21	Tony Sacca	1991
	21	Kerry Collins	1994
	21	Sean Clifford	2021
12.	20	Christian Hackenberg	2013
13.	19	Doug Strang	1983
	19	Anthony Morelli	2007
	19	Daryll Clark	2008
16.	18	Wally Richardson	1995
	18	Trace McSorley	2018
18.	17	Mike McQueary	1997
	17	Zack Mills	2002
	17	Michael Robinson	2005

CAREER TOUCHDOWN PASSES

1.	86	Sean Clifford	2018-22
2.	77	Trace McSorley	2015-18
3.	48	Christian Hackenberg	2013-15
4.	46	Matt McGloin	2009-12
5.	43	Daryll Clark	2006-09
6.	41	Todd Blackledge	1980-82
	41	Tony Sacca	1988-91
	41	Zack Mills	2001-04
9.	39	Kerry Collins	1991-94
10.	37	Chuck Fusina	1975-78
--	27	Drew Allar	2022-pres.

GAME COMPLETIONS

1.	35	Matt McGloin vs. Northwestern	2012
	35	Sean Clifford at Ohio State	2022
3.	34	Christian Hackenberg vs. BC	2014
4.	33	Wally Richardson vs. Wisconsin	1995
5.	32	Christian Hackenberg vs. UCF	2014
	32	Trace McSorley vs. Washington	2017
	32	Sean Clifford vs. Ohio State	2022
8.	31	Christian Hackenberg vs. Ohio State	2014
	31	Trace McSorley at Iowa	2017
10.	30	Christian Hackenberg at Indiana	2013

SEASON COMPLETIONS

1.	284	Trace McSorley	2017
2.	270	Matt McGloin	2012
	270	Christian Hackenberg	2014
4.	261	Sean Clifford	2021
5.	234	Anthony Morelli	2007
6.	232	Daryll Clark	2009
7.	231	Christian Hackenberg	2013
8.	226	Sean Clifford	2022
9.	224	Trace McSorley	2016
11.	214	Drew Allar	2023
12.	208	Anthony Morelli	2006
13.	193	Wally Richardson	1995
	192	Daryll Clark	2008
	192	Christian Hackenberg	2015
	192	Trace McSorley	2018

CAREER COMPLETIONS

1.	833	Sean Clifford	2018-22
2.	720	Trace McSorley	2015-18
3.	693	Christian Hackenberg	2013-15
4.	606	Zack Mills	2001-04
5.	513	Matt McGloin	2009-12
6.	460	Anthony Morelli	2004-07
7.	444	Daryll Clark	2006-09
8.	401	Tony Sacca	1988-91
9.	378	Wally Richardson	1992, 94-96
10.	371	Chuck Fusina	1975-78

GAME PASSING ATTEMPTS

1.	57	Sean Clifford vs. Maryland	2020
2.	55	Christian Hackenberg at Indiana	2013
3.	54	Kerry Collins at BYU	1992
4.	52	Sean Clifford at Ohio State	2021
5.	51	Rashard Casey vs. Iowa	2000
	51	Matt McGloin vs. Northwestern	2012
7.	50	Christian Hackenberg vs. BC	2014
8.	49	Zack Mills vs. Purdue	2004
	49	Christian Hackenberg vs. Ohio State	2014
10.	48	Wally Richardson vs. Wisconsin	1995
	48	Matt McGloin vs. Ohio	2012
	48	Trace McSorley at Iowa	2017

SEASON PASSING ATTEMPTS

1.	484	Christian Hackenberg	2014
2.	446	Matt McGloin	2012
3.	429	Sean Clifford	2021
4.	427	Trace McSorley	2017
5.	402	Anthony Morelli	2007
6.	392	Christian Hackenberg	2013
7.	387	Trace McSorley	2016
8.	386	Anthony Morelli	2006
9.	381	Daryll Clark	2009
10.	361	Trace McSorley	2018
11.	359	Christian Hackenberg	2015
12.	351	Sean Clifford	2022
13.	350	Drew Allar	2023
14.	335	Wally Richardson	1995
15.	333	Zack Mills	2002

CAREER PASSING ATTEMPTS

1.	1,356	Sean Clifford	2018-22
2.	1,235	Christian Hackenberg	2013-15
3.	1,215	Trace McSorley	2015-18
4.	1,082	Zack Mills	2001-04
5.	894	Matt McGloin	2009-12
6.	824	Tony Sacca	1988-91
7.	821	Anthony Morelli	2004-07
8.	738	Daryll Clark	2006-09
9.	692	Wally Richardson	1992, 94-96
10.	664	Chuck Fusina	1975-78
11.	658	Todd Blackledge	1980-82
12.	657	Kerry Collins	1991-94
13.	547	John Shaffer	1983-86
14.	505	Michael Robinson	2002-05
15.	495	Kevin Thompson	1996-99

SEASON COMPLETION PCT.

1.	.667 (176-264)	Kerry Collins	1994
2.	.665 (224-387)	Trace McSorley	2017
3.	.644 (226-351)	Sean Clifford	2022
4.	.632 (86-136)	John Hufnagel	1971
5.	.611 (214-350)	Drew Allar	2023
6.	.609 (192-321)	Daryll Clark	2009
7.	.608 (261-429)	Sean Clifford	2021
8.	.606 (152-251)	Sean Clifford	2020
9.	.605 (270-446)	Matt McGloin	2012
10.	.598 (192-321)	Daryll Clark	2008
11.	.593 (192-361)	Trace McSorley	2018
12.	.592 (189-319)	Sean Clifford	2019
13.	.589 (231-392)	C. Hackenberg	2013
14.	.582 (234-402)	Anthony Morelli	2007
15.	.580 (112-193)	Rob Bolden	2010
16.	.579 (224-387)	Trace McSorley	2016
17.	.579 (169-292)	Tony Sacca	1991
18.	.578 (155-268)	Zack Mills	2004
19.	.577 (142-246)	Chuck Fusina	1977
20.	.576 (193-335)	Wally Richardson	1995

CAREER COMPLETION PCT.

1.	.614 (833-1356)	Sean Clifford	2018-22
2.	.607 (249-410)	Drew Allar	2022-pres.
3.	.602 (444-738)	Daryll Clark	2006-09
4.	.593 (720-1215)	Trace McSorley	2015-18
5.	.574 (513-894)	Matt McGloin	2009-12
6.	.563 (370-657)	Kerry Collins	1991-94
7.	.561 (693-1235)	C. Hackenberg	2013-14
8.	.560 (606-1082)	Zack Mills	2001-04
9.	.560 (460-821)	Anthony Morelli	2004-07
10.	.559 (371-664)	Chuck Fusina	1975-78

SEASON YARDS PER ATTEMPT

<i>(Min. 100 attempts)</i>			
1.	10.1	Kerry Collins	1994
2.	9.4	John Hufnagel	1972
3.	9.3	Trace McSorley	2016
4.	9.0	Chuck Fusina	1977
5.	8.7	John Hufnagel	1971
	8.7	Mike McQueary	1997
7.	8.5	Tom Shuman	1973
	8.5	Tony Sacca	1991
9.	8.4	Trace McSorley	2017
10.	8.3	Sean Clifford	2019

CAREER YARDS PER ATTEMPT

<i>(Min. 200 attempts)</i>			
1.	8.9	Mike McQueary	1995-97
2.	8.7	John Hufnagel	1970-72
3.	8.1	Chuck Fusina	1975-78
	8.1	Kerry Collins	1991-94
	8.1	Trace McSorley	2015-18
6.	7.9	Tom Shuman	1972-74
	7.9	Sean Clifford	2018-22
8.	7.8	Daryll Clark	2005-09
9.	7.5	Tom Sherman	1965-67
	7.5	Kevin Thompson	1996-98

SEASON YARDS PER COMPLETION

<i>(Min. 100 attempts)</i>			
1.	17.7	John Hufnagel	1972
2.	16.6	Tom Shuman	1973
3.	16.1	Trace McSorley	2016
4.	15.6	Chuck Fusina	1977
5.	15.5	Tom Sherman	1967
6.	15.3	Tony Sacca	1990
7.	15.2	Kerry Collins	1994
	15.2	Tony Sacca	1988
9.	15.1	Mike McQueary	1997
10.	15.0	Todd Blackledge	1981

CAREER YARDS PER COMPLETION

<i>(Min. 200 attempts)</i>			
1.	16.0	Mike McQueary	1995-97
2.	15.9	Tom Sherman	1965-67
3.	15.8	John Hufnagel	1970-72
4.	15.4	Tom Shuman	1972-74
5.	14.7	Doug Strang	1981-84
6.	14.6	Tony Sacca	1988-91
7.	14.5	Chuck Fusina	1975-78
8.	14.3	Kerry Collins	1991-94
9.	14.2	Michael Robinson	2002-05
10.	14.2	Tom Bill	1987-90

SEASON TOUCHDOWN PASS PCT.

<i>(Min. 100 attempts)</i>			
1.	8.08	Tom Shuman	1973
2.	7.95	Kerry Collins	1994
3.	7.85	Kevin Thompson	1999
4.	7.53	Todd Blackledge	1982
5.	7.49	Trace McSorley	2016
6.	7.41	Pete Liske	1962
7.	7.35	John Hufnagel	1971
8.	7.34	Doug Strang	1983
9.	7.21	Sean Clifford	2019
10.	7.19	Tony Sacca	1991

CAREER TOUCHDOWN PASS PCT.

1.	9.14	Elwood Petchel	1946-48
2.	7.67	Tom Shuman	1972-74
3.	7.17	Mike McQueary	1994-97
4.	6.76	Galen Hall	1959-61
	6.76	Pete Liske	1961-63
6.	6.59	Drew Allar	2022-pres.
7.	6.48	John Sacca	1992-93
8.	6.37	John Hufnagel	1970-72
9.	6.34	Sean Clifford	2018-22
10.	6.33	Trace McSorley	2015-18
11.	6.23	Todd Blackledge	1980-82

SEASON PASSING EFFICIENCY

<i>(Min. 100 attempts)</i>			
1.	172.9	Kerry Collins	1994
2.	156.9	Trace McSorley	2016
3.	153.7	Trace McSorley	2017
4.	151.8	John Hufnagel	1971
5.	150.5	Sean Clifford	2022
6.	149.8	Tony Sacca	1991
7.	148.5	Sean Clifford	2019
8.	148.0	John Hufnagel	1972
9.	146.4	Chuck Fusina	1977
10.	145.0	Mike McQueary	1997
--	138.3	Drew Allar	2023

CAREER PASSING EFFICIENCY

<i>(Min. 200 attempts)</i>			
1.	145.6	Mike McQueary	1994-97
2.	144.5	Trace McSorley	2015-18
3.	143.8	Sean Clifford	2018-22
4.	140.8	John Hufnagel	1970-72
5.	140.4	Daryll Clark	2006-09
6.	137.3	Kerry Collins	1991-94
7.	136.9	Drew Allar	2022-pres.
8.	132.7	Chuck Fusina	1975-78
9.	128.3	Matt McGloin	2009-12
10.	128.0	Tom Shuman	1972-74

SEASON INTERCEPTION PCT.

<i>(Min. 100 attempts)</i>			
1.	0.29	Drew Allar	2023
2.	1.12	Matt McGloin	2012
3.	1.46	Kerry Collins	1992
4.	1.67	Christian Hackenberg	2015
5.	1.71	Tony Sacca	1991
6.	1.79	Wally Richardson	1995
7.	1.86	Daryll Clark	2008
8.	1.94	John Sacca	1992
	1.94	Trace McSorley	2018
10.	1.96	John Shaffer	1986

CAREER INTERCEPTION PCT.

<i>(Min. 200 attempts)</i>			
1.	0.24	Drew Allar	2022-pres.
2.	2.02	Wally Richardson	1992, 94-96
3.	2.06	Trace McSorley	2015-18
4.	2.10	Matt McGloin	2009-12
5.	2.14	Anthony Morelli	2004-07
6.	2.17	Daryll Clark	2006-09
7.	2.29	Sean Clifford	2018-22
8.	2.31	John Sacca	1992-93
	2.31	Anthony Morelli	2004-07
10.	2.51	Christian Hackenberg	2013-15

CAREER WINNING PERCENTAGE

<i>AS A STARTING QB</i>			
<i>(minimum 10 starts)</i>			
1.	1.000	22-0-0	Chuck Burkhardt 1968-69
2.	.962	25-1-0	John Shaffer 1984-86
3.	.917	22-2-0	Tom Shuman 1972-74
4.	.897	26-3-0	John Hufnagel 1970-72
5.	.879	29-4-0	Todd Blackledge 1980-82
6.	.871	27-4-0	Chuck Fusina 1976-78
7.	.846	22-4-0	Daryll Clark 2006-09
8.	.833	10-2-0	Drew Allar 2022-pres.
9.	.808	21-5-0	Kerry Collins 1994-97
	.808	21-5-0	Wally Richardson 1992, 94-96
11.	.775	31-9-0	Trace McSorley 2015-18

SEASON 300-YD. PASSING GAMES

1.	5	Trace McSorley	2016
	5	Trace McSorley	2017
3.	4	Matt McGloin	2012</

RECORD WATCH

CAREER 300-YD. PASSING GAMES

1.	10	Trace McSorley	2015-18
2.	9	Christian Hackenberg	2013-15
3.	8	Sean Clifford	2018-22
4.	6	Matt McGloin	2009-12
5.	4	Kerry Collins	1991-94
--	1	Drew Allar	2022-pres.

SEASON 200-YD. PASSING GAMES

1.	11	Matt McGloin	2012
11		Trace McSorley	2016
11		Trace McSorley	2017
4.	10	Kerry Collins	1994
5.	9	Christian Hackenberg	2013
6.	8	Daryll Clark	2009
8		Sean Clifford	2021
8		Sean Clifford	2022
9.	7	Todd Blackledge	1982
7		Michael Robinson	2005
7		Anthony Morelli	2007
--	6	Drew Allar	2023

CAREER 200-YD. PASSING GAMES

1.	28	Trace McSorley	2015-18
2.	27	Sean Clifford	2018-22
3.	21	Christian Hackenberg	2013-15
4.	18	Matt McGloin	2009-12
5.	16	Kerry Collins	1991-94
16		Zack Mills	2001-04
7.	14	Daryll Clark	2006-09
8.	11	Chuck Fusina	1975-78
11		Tony Sacca	1988-91
11		Anthony Morelli	2004-07
--	6	Drew Allar	2022-pres.

RECEIVING

CAREER RECEIVING YARDAGE

1.	3,026	Bobby Engram	1991, 93-95
2.	2,842	DaeSean Hamilton	2014-17
3.	2,771	Deon Butler	2005-08
4.	2,757	Jahan Dotson	2018-21
5.	2,479	Allen Robinson	2011-13
6.	2,421	Chris Godwin	2014-16
7.	2,395	Derek Moyer	2008-11
8.	2,015	Jordan Norwood	2005-08
9.	2,008	Bryant Johnson	1999-2002
10.	2,006	Kenny Jackson	1980-83
11.	1,988	O.J. McDuffie	1988-92
12.	1,920	Parker Washington	2020-22
13.	1,894	Joe Jurevicius	1994-97
14.	1,837	Jack Curry	1965-67
15.	1,825	Terry Smith	1988-91
16.	1,743	Derrick Williams	2005-08
17.	1,721	KeAndre Lambert-Smith	2020-pres.
18.	1,702	Tony Johnson	2000-03
19.	1,658	KJ Hamler	2018-19
20.	1,520	Freddie Scott	1993-95
21.	1,481	Mike Gesicki, TE	2014-17
22.	1,437	Chafe Fields	1996-99
23.	1,343	Ted Kwalick, TE	1966-68
24.	1,263	Scott Fitzkee	1975-78
25.	1,245	DeAndre Thompkins	2015-18

SEASON RECEIVING YARDAGE

1.	1,432	Allen Robinson	2013
2.	1,182	Jahan Dotson	2021
3.	1,101	Chris Godwin	2015
4.	1,084	Bobby Engram	1995
5.	1,029	Bobby Engram	1994
6.	1,018	Allen Robinson	2012
7.	982	Chris Godwin	2016
8.	977	O.J. McDuffie	1992
9.	973	Freddie Scott	1994
10.	917	Bryant Johnson	2002
11.	904	KJ Hamler	2019
12.	899	DaeSean Hamilton	2014
13.	885	Derek Moyer	2010
14.	884	Jahan Dotson	2020
15.	873	Bobby Engram	1993
--	673	KeAndre Lambert-Smith	2023

CAREER RECEIVING TDs

1.	31	Bobby Engram	1991, 93-95
2.	25	Kenny Jackson	1980-83
25		Jahan Dotson	2018-21
4.	22	Deon Butler	2005-08
5.	18	Derek Moyer	2008-11
18		Chris Godwin	2014-16
18		DaeSean Hamilton	2014-17
8.	17	Allen Robinson	2011-13
9.	16	O.J. McDuffie	1988-92
16		Pat Freiermuth, TE	2018-20
11.	15	Terry Smith	1988-91
15		Joe Jurevicius	1994-97
15		Mike Gesicki, TE	2014-17
14.	13	Jordan Norwood	2005-08
13		KJ Hamler	2018-19
--	11	KeAndre Lambert-Smith	2020-pres.
--	11	Tyler Warren	2020-pres.
--	11	Theo Johnson	2020-pres.

SEASON RECEIVING TDs

1.	13	Bobby Engram	1993
2.	12	Jahan Dotson	2021
3.	11	Bobby Engram	1995
11		Allen Robinson	2012
11		Chris Godwin	2016
6.	10	Joe Jurevicius	1997
7.	9	O.J. McDuffie	1992
9		Freddie Scott	1994
9		Deon Butler	2005
9		Mike Gesicki	2017
9		DaeSean Hamilton	2017
12.	8	Terry Smith	1991
8		Derek Moyer	2010
8		Pat Freiermuth	2018
8		KJ Hamler	2019
8		Jahan Dotson	2020
--	7	Tyler Warren	2023
--	6	Theo Johnson	2023
--	4	KeAndre Lambert-Smith	2023

CAREER RECEPTIONS

1.	214	DaeSean Hamilton	2014-17
2.	183	Jahan Dotson	2018-21
3.	179	Deon Butler	2005-08
4.	177	Allen Robinson	2011-13
5.	167	Bobby Engram	1991, 93-95
6.	161	Derrick Williams	2005-08
7.	158	Jordan Norwood	2005-08
8.	154	Chris Godwin	2014-16
9.	146	Parker Washington	2020-22
10.	144	Derek Moyer	2008-11
11.	129	Mike Gesicki, TE	2014-17
12.	126	KeAndre Lambert-Smith	2020-pres.
13.	125	O.J. McDuffie	1988-92
14.	117	Jack Curry	1965-67
15.	110	Bryant Johnson	1999-2002

SEASON RECEPTIONS

1.	97	Allen Robinson	2013
2.	91	Jahan Dotson	2021
3.	82	DaeSean Hamilton	2014
4.	77	Allen Robinson	2012
5.	69	Chris Godwin	2015
6.	64	Parker Washington	2021
7.	63	O.J. McDuffie	1992
63		Bobby Engram	1995
9.	59	Chris Godwin	2016
10.	57	Mike Gesicki, TE	2017
11.	56	KJ Hamler	2019
12.	55	Terry Smith	1991
55		Derrick Williams	2007
55		Geno Lewis	2014
15.	54	Juwan Johnson	2017
54		Saquon Barkley, RB	2017
--	53	KeAndre Lambert-Smith	2023

CAREER 100-YD. RECEIVING GAMES

1.	16	Bobby Engram	1991, 93-95
2.	11	Jahan Dotson	2018-21
3.	10	Allen Robinson	2011-13
4.	9	Joe Jurevicius	1994-97
9		Chris Godwin	2014-16
9		DaeSean Hamilton	2014-17
7.	8	Bryant Johnson	1999-2002
8.	7	O.J. McDuffie	1988-92
9.	6	Kenny Jackson	1980-83
6		Freddie Scott	1993-95
6		Deon Butler	2005-08
6		Derek Moyer	2008-11
--	2	KeAndre Lambert-Smith	2020-pres.

SEASON 100-YD. RECEIVING GAMES

1.	8	Allen Robinson	2013
2.	6	Bobby Engram	1993
6		Bobby Engram	1995
4.	5	O.J. McDuffie	1992
5		Freddie Scott	1994
5		Joe Jurevicius	1996
5		Bryant Johnson	2001
5		Chris Godwin	2015
5		Jahan Dotson	2020
5		Jahan Dotson	2021
11.	4	Five times, Most recently by:	
		KJ Hamler	2019

TOTAL OFFENSE

CAREER TOTAL OFFENSE

1.	11,734	1,073	10,661	Sean Clifford	2018-22
2.	11,596	1,697	9,899	Trace McSorley	2015-18
3.	8,215	-242	8,457	Christian Hackenberg	2013-15
4.	7,796	584	7,212	Zack Mills	2001-04
5.	6,361	619	5,742	Daryll Clark	2006-09
6.	6,325	-65	6,390	Matt McGloin	2009-12
7.	6,000	131	5,869	Tony Sacca	1988-91
8.	5,300	-4	5,304	Kerry Collins	1991-94
9.	5,168	1,637	3,531	Michael Robinson	2002-05
10.	5,162	-220	5,382	Chuck Fusina	1975-78
11.	5,154	-121	5,275	Anthony Morelli	2004-07
12.	4,911	99	4,812	Todd Blackledge	1980-82
13.	4,212	667	3,545	John Hufnagel	1970-72
14.	4,182	-237	4,419	Wally Richardson	1992, 94-96

SEASON TOTAL OFFENSE

1.	4,061	491	3,570	Trace McSorley	2017
2.	3,979	212	3,614	Trace McSorley	2016
3.	3,328	798	2,530	Trace McSorley	2018
4.	3,270	163	3,107	Sean Clifford	2021
5.	3,220	-51	3,271	Matt McGloin	2012
6.	3,214	211	3,003	Daryll Clark	2009
7.	3,156	806	2,350	Michael Robinson	2005
8.	3,056	402	2,654	Sean Clifford	2019
9.	2,998	176	2,822	Sean Clifford	2022
10.	2,887	-68	2,955	Christian Hackenberg	2013
11.	2,883	-94	2,977	Christian Hackenberg	2014
12.	2,874	282	2,592	Daryll Clark	2008
13.	2,660	-19	2,679	Kerry Collins	1994
14.	2,638	-13	2,651	Anthony Morelli	2007
15.	2,618	201	2,417	Zack Mills	2002
16.	2,506	170	2,336	Drew Allar	2023
17.	2,445	-80	2,525	Christian Hackenberg	2015
18.	2,427	-61	2,488	Tony Sacca	1991
19.	2,336	-88	2,424	Anthony Morelli	2006
20.	2,316	315	2,001	Rashard Casey	2000

GAME TOTAL OFFENSE

1.	461	175	286	T. McSorley vs. Ohio State	2018
2.	456	2	454	C. Hackenberg vs. UCF	2014
3.	452	54	398	S. Clifford at Maryland	2019
4.	418	138	280	Z. Mills vs. Ohio State	2001
5.	408	73	335	T. McSorley vs. Minnesota	2016
6.	402	60	342	T. McSorley vs. Washington	2017
7.	398	19	379	M. Robinson vs. Wisconsin	2003
8.	393	-8	401	S. Clifford vs. Villanova	2021
9.	389	-10	399	Z. Mills vs. Iowa	2002
	389	13	376	T. McSorley vs. Michigan St.	2016

CAREER TDs RESPONSIBLE FOR

1.	107	Trace McSorley	2015-18
2.	101	Sean Clifford	2018-22
3.	65	Daryll Clark	2006-09
4.	55	Christian Hackenberg	2013-15
5.	54	Saquon Barkley	2015-17
6.	53	Zack Mills	2001-04
53		Matt McGloin	2009-12
8.	51	Todd Blackledge	1980-82
9.	47	Tony Sacca	1988-91
10.	46	Michael Robinson	2002-05
--	32	Drew Allar	2022-pres.

SEASON TDs RESPONSIBLE FOR

1.	39	Trace McSorley	2017
2.	36	Trace McSorley	2016
3.	31	Daryll Clark	2009
4.	30	Trace McSorley	2018
5.	29	Lydell Mitchell	1971
29		Daryll Clark	2008
29		Matt McGloin	2012
29		Sean Clifford	2022
9.	28	Michael Robinson	2005
28		Sean Clifford	2019
11.	27	Drew Allar	2023
12.	25	Todd Blackledge	1982
25		Tony Sacca	1991
14.	24	Christian Hackenberg	2013
24		Doug Strang	1983
24		Saquon Barkley	2017

SEASON TOTAL OFFENSE YARDS PER PLAY

1.	9.64	Kerry Collins	1994
2.	8.19	Tom Shuman	1973
3.	7.88	Chuck Fusina	1977
4.	7.77	Ki-Jana Carter	1994
5.	7.70	Larry Johnson	2002
6.	7.47	Trace McSorley	2016
7.	7.18	Daryll Clark	2008
8.	7.13	Sean Clifford	2022
9.	7.12	John Hufnagel	1971
10.	7.11	Trace McSorley	2017

CAREER TOTAL OFFENSE YARDS PER PLAY

1.	7.42	Kerry Collins	1991-94
2.	7.34	Mike McQueary	1995-97
3.	7.16	Ki-Jana Carter	1992-94
4.	6.92	Tom Shuman	1972-74
5.	6.87	Trace McSorley	2015-18
6.	6.85	Daryll Clark	2005-09
7.	6.72	Sean Clifford	2018-22
8.	6.66	John Hufnagel	1970-72
9.	6.59	Chuck Fusina	1975-78
10.	6.42	Larry Johnson	1998-2002

ALL-PURPOSE

SEASON ALL-PURPOSE YARDAGE

1.

RECORD WATCH

GAME ALL-PURPOSE YARDAGE

1.	358	Saquon Barkley at Iowa	2017
2.	341	Curt Warner at Syracuse	1981
3.	327	Larry Johnson at Indiana	2002
4.	306	Saquon Barkley vs. USC	2016
5.	302	Harry Wilson vs. Navy	1923
6.	297	Larry Johnson vs. Illinois	2002
7.	295	Bob Campbell at Navy	1967
8.	289	Larry Johnson vs. Michigan State	2002
9.	282	Gary Hayman vs. NC State	1973
	282	Stephen Pitts vs. Iowa	1995

KICKING

CAREER FIELD GOALS

1.	78	Kevin Kelly	2005-08
2.	54	Sam Ficken	2011-14
3.	50	Craig Fayak	1990-93
4.	49	Jake Pinegar	2018-22
5.	47	Travis Forney	1996-99
6.	45	Brett Conway	1993-96
7.	40	Massimo Manca	1982, 84-86
8.	39	Matt Bahr	1976-78
	39	Robbie Gould	2001-04
	39	Tyler Davis	2015-17

CAREER FIELD GOAL ATTEMPTS

1.	107	Kevin Kelly	2005-08
2.	80	Craig Fayak	1990-93
3.	75	Sam Ficken	2011-14
4.	67	Jake Pinegar	2018-22
5.	63	Chris Bahr	1973-75
	63	Travis Forney	1996-99
7.	61	Matt Bahr	1976-78
	61	Brett Conway	1993-96
	61	Robbie Gould	2002-04
10.	59	Massimo Manca	1982, 84-86

SEASON FIELD GOAL PCT.

(Min. 10 Attempts)

1.	91.7	Tyler Davis	2016
	91.7	Jake Pinegar	2019
3.	83.3	Kevin Kelly	2008
4.	82.8	Sam Ficken	2014
5.	82.6	Ray Tarasi	1989
6.	82.4	Anthony Fera	2011
7.	81.8	Alex Felkins	2023
8.	81.5	Matt Bahr	1978
9.	81.0	Nick Gancitano	1983
10.	80.8	Travis Forney	1999
	80.8	Massimo Manca	1985

CAREER FIELD GOAL PCT.

1.	79.6	Tyler Davis	2015-17
2.	77.6	Nick Gancitano	1981-84
3.	75.0	Collin Wagner	2006-10
4.	74.6	Travis Forne	1996-99
5.	73.8	Brett Conway	1993-96
6.	73.1	Jake Pinegar	2018-22
7.	72.9	Kevin Kelly	2005-08
8.	72.0	Sam Ficken	2011-14
9.	69.0	Herb Menhardt	1976, 78-80
10.	67.8	Massimo Manca	1982, 84-86

LONGEST FIELD GOALS

1.	57	Jordan Stout vs. Pitt	2019
	57	Chris Bahr at Temple	1975
	57	Chris Bahr at Ohio State	1975
	57	Chris Bahr at Syracuse	1975
5.	54	Herb Menhardt at NC State	1979
	54	Sam Ficken vs. Kent State	2013
7.	53	Massimo Manca vs. Notre Dame	1985
	53	Kevin Kelly vs. Iowa	2007
	53	Jordan Stout vs. Idaho	2019
10.	52	Chris Bahr vs. West Virginia	1975
	52	Eric Etze at Notre Dame	1988
	52	Brett Conway vs. Temple	1996
	52	Kevin Kelly at Syracuse	2008
	52	Jordan Stout vs. Michigan	2021
14.	51	Pete Mauthe at Pittsburgh	1912
	51	Brett Conway vs. Michigan	1995
	51	Ryan Primanti vs. Illinois	2000
	51	Robbie Gould at Wisconsin	2002

18.	50	Chris Bahr at Syracuse	1973
	50	Chris Bahr at Pittsburgh	1974
	50	Matt Bahr vs. Syracuse	1978
	50	Massimo Manca vs. Alabama	1985
	50	Massimo Manca vs. Notre Dame	1985
	50	Craig Fayak at Alabama	1990
	50	Travis Forney at Minnesota	1998
	50	Robbie Gould vs. Virginia	2002
	50	Kevin Kelly at Wisconsin	2008
	50	Sam Ficken vs. Temple	2014
	50	Jordan Stout vs. Ohio State	2020
	50	Jordan Stout vs. Indiana	2021
	50	Jake Pinegar at Indiana	2022
	50	Jake Pinegar vs. Maryland	2022
	50	Alex Felkins vs. Indiana	2023

SEASON EXTRA POINTS MADE

1.	71	Tyler Davis	2017
2.	62	Brett Conway	1994
	62	Tyler Davis	2016
4.	60	Kevin Kelly	2008
5.	59	Al Vitiello	1971
6.	57	Jake Pinegar	2022
7.	56	Jake Pinegar	2019
8.	53	Jake Pinegar	2018
9.	49	Kevin Kelly	2005
10.	46	Collin Wagner	2009
--	45	Alex Felkins	2023

CAREER EXTRA POINTS MADE

1.	195	Jake Pinegar	2018-22
2.	183	Kevin Kelly	2005-08
3.	144	Tyler Davis	2015-17
4.	141	Brett Conway	1993-96
5.	132	Craig Fayak	1990-93
6.	117	Travis Forney	1996-99
7.	115	Robbie Gould	2002-04
8.	109	Sam Ficken	2011-14
9.	98	Al Vitiello	1971-72
10.	86	Massimo Manca	1982, 84-86

CAREER PAT PCT.

(Min. 50 Attempts)

1.	100.0 (59-59)	Herb Menhardt	1976, 78-80
	100.0 (85-85)	Collin Wagner	2006-10
	100.0 (144-144)	Tyler Davis	2015-17
4.	99.3 (141-142)	Brett Conway	1993-96
5.	98.9 (183-185)	Kevin Kelly	2005-08
6.	98.9 (86-87)	Massimo Manca	1982, 84-86
7.	97.3 (109-112)	Sam Ficken	2011-14
8.	96.7 (117-121)	Travis Forney	1996-99
9.	96.5 (195-202)	Jake Pinegar	2018-22
10.	96.2 (76-79)	Nick Gancitano	1981-84

PUNTING

PUNT AVERAGE, CAREER

(Min. 50 punts)

1.	44.54	Jordan Stout	2019-21
2.	44.28	Barney Amor	2007-09
3.	43.13	Jeremy Boone	2007-09
4.	43.03	Blake Gillikin	2016-19
5.	43.00	George Reynolds	1980-83
6.	41.84	Pat Pidgeon	1996-99
7.	41.79	Ralph Giacommaro	1979-82
8.	41.74	Jeremy Kapinos	2003-06
9.	41.73	Anthony Fera	2008-11
10.	40.50	Chris Claus	1987

PUNT AVERAGE, SEASON

(Min. 30 punts)

1.	46.01	Jordan Stout	2021
2.	45.40	Riley Thompson	2023
3.	44.28	Barney Amor	2022
4.	43.95	Blake Gillikin	2018
5.	43.55	Ralph Giacommaro	1981
6.	43.32	Jeremy Boone	2009
7.	43.31	Ralph Giacommaro	1980
8.	43.15	Blake Gillikin	2017
9.	43.03	Jeremy Boone	2008
10.	43.02	Jeremy Boone	2007

RETURNS

LONGEST PUNT RETURNS

1.	100	Jim Boring vs. Johns Hopkins	1933
2.	92	Mark Robinson vs. Rutgers	1982
3.	90	Bruce Branch vs. Indiana	1999
4.	85	Wally Triplett vs. West Virginia	1948
	85	Mike Guman at West Virginia	1978
6.	84	O.J. McDuffie at Syracuse	1989
7.	83	Gary Hayman vs. NC State	1973
8.	81	Bryant Johnson vs. Michigan State	2002
	81	Jahan Dotson vs. Michigan State	2020

LONGEST KICKOFF RETURNS

1.	101	Chuck Peters vs. NYU	1940
2.	100	Fritz Barrett vs. Carnegie Tech	1910
	100	Roger Kochman vs. Syracuse	1959
	100	Rich Mauti at Temple	1975
	100	Chaz Powell vs. Youngstown State	2010
	100	Lamont Wade vs. Illinois	2020
	100	Nicholas Singleton at Rutgers	2022
8.	98	Thomas Evans vs. Marshall	1930
	98	Gary Hayman at Maryland	1973
	98	Saquon Barkley vs. Indiana	2017

KICK RETURN AVERAGE, CAREER

(Min. 15 returns)

1.	29.6	Larry Joe	1946-48
2.	28.8	Curt Warner	1979-82
3.	28.4	Charlie Pittman	1967-69
4.	27.8	Saquon Barkley	2015-17
5.	26.9	Gary Hayman	1972-73
6.	26.3	Blair Thomas	1985-87, 89
7.	25.7	Roger Kochman	1959-62
8.	25.6	Chaz Powell	2008-11
9.	25.0	Nicholas Singleton	2022-pres.
10.	24.6	Lydell Mitchell	1969-71

PUNT RETURN AVERAGE, CAREER

(Min. 15 returns)

1.	17.8	Jahan Dotson	2018-21
2.	17.6	Rob Younker	1953-54
3.	16.5	Wally Triplett	1946-48
4.	15.9	Don Jonas	1958-61
5.	15.8	Lenny Moore	1953-55
6.	15.3	Dick Hoak	1958-60
7.	14.6	Daequan Hardy	2019-pres.
8.	14.0	Mike Archie	1992-95
9.	13.7	Jimmy Cefalo	1974-77
10.	13.2	Dennis Onkotz	1967-69

PUNT RETURN AVERAGE, SEASON

(Min. 6 returns)

1.	24.6	Jahan Dotson	2020
2.	21.4	Don Jonas	1960
3.	19.2	Gary Hayman	1973
4.	17.5	Lenny Moore	1953
5.	17.0	Shorty Miller	1912
6.	16.1	Rob Younker	1954
7.	16.0	Bob Pollard	1951
8.	15.7	Dick Hoak	1959
9.	15.2	Matt Suhey	1978
10.	14.6	O.J. McDuffie	1989
	14.6	Daequan Hardy	2023

SCORING

CAREER SCORING

	Points	TD	PAT	FG	
1.	425	1	**183	78	Kevin Kelly 2005-08
2.	342	0	195	49	Jake Pinegar 2018-22
3.	318	53	0	0	Saquon Barkley 2015-17
4.	282	0	132	50	Craig Fayak 1990-93
5.	276	0	141	45	Brett Conway 1993-96
6.	271	0	109	54	Sam Ficken 2011-14
7.	261	0	144	39	Tyler Davis 2015-17
8.	258	0	117	47	Travis Forney 1996-99
9.	246	41	0	0	Lydell Mitchell 1969-71
10.	232	0	115	39	Robbie Gould 2001-04

*2-pt conversion run; **2-pt conversion reception

SEASON SCORING

	Points	TD	PAT	FG	
1.	174	29	0	0	Lydell Mitchell 1971
2.	140	23	**0	0	Larry Johnson 2002
3.	138	23	0	0	Ki-Jana Carter 1994
	138	23	0	0	Saquon Barkley 2017
5.	132	22	0	0	Saquon Barkley 2016
6.	128	0	62	22	Tyler Davis 2016
7.	122	20	**0	0	Curtis Enis 1997
8.	120	0	60	20	Kevin Kelly 2008
9.	119	11	—	—	Pete Mauthe 1909
10.	116	19	*0	0	Richie Anderson 1992
--	99	0	45	18	Alex Felkins 2023

DEFENSE

SEASON TACKLES FOR LOSS

(Since 1975)

1.	29.0	Courtney Brown	1999
2.	24.0	Terry Killens	1995
3.	23.0	Larry Rubin	1979
	23.0	Courtney Brown	1998
	23.0	Michael Haynes	2002
6.	21.5	Maurice Evans	2007
7.	21.0	Tyoka Jackson	1993
8.	20.0	Bruce Clark	1978
	20.0	Todd Atkins	1994
	20.0	LaVar Arrington	1999
	20.0	Aaron Maybin	2008
	20.0	Yetur Gross-Matos	2018
13.	19.5	Carl Nassib	2015
14.	18.0	Willie Smith	1994
	18.0	Todd Atkins	1995
	18.0	Brandon Noble	1996
	18.0	Brad Scioli	1998
	18.0	Justin Kurpekis	2000
--	15.0	Adisa Isaac	2023

SEASON SACKS

(Since 1975)

1.	15.5	Carl Nassib	2015
2.	15.0	Larry Rubin	1978
	15.0	Michael Haynes	2002
4.	13.5	Courtney Brown	1999
5.	12.5	Maurice Evans	2007
6.	12.0	Larry Rubin	1978
	12.0	Aaron Maybin	2008
8.	11.5	Shane Conlan	1983
	11.5	Courtney Brown	1998
10.	11.0	Mark D'Onofrio	1999
	11.0	Terry Killens	1995
	11.0	Tamba Hali	2005

LONGEST INTERCEPTION RETURNS

1.	99*	Michael Mauti at Illinois	2012
2.	98	Wayne Berfield at Boston	1958
3.	91	Mark Robinson at Pittsburgh	1981
4.	90*	Alan Zemaitis at Purdue	2003
5.	87	Ji'Ayir Brown at Maryland	2021
6.	85	Tom Silvano vs. Gettysburg	1934
8.	85	Scott Radevic at West Virginia	1982



38

GAME 1

PENN STATE VS. WEST VIRGINIA

15



BEAVER STADIUM | NBC | 9/2/23 | 110,747



SCORING SUMMARY

	1	2	3	4	OT	F
WVU	0	7	0	8	-	15
PSU	7	7	7	17	-	38

1st	10:13	PSU	4-94/1:56/7-0
		Lambert-Smith, KeAndre	72 yd pass from Allar, Drew (Sahaydak kick)
2nd	14:14	WVU	9-69/4:17/7-7
		Donaldson, CJ	1 yd rush (Hayes kick)
	9:10	PSU	10-81/4:59/14-7
		Singleton, Nicholas	2 yd rush (Sahaydak kick)
3rd	8:36	PSU	7-56/3:26/21-7
		Lambert-Smith, KeAndre	12 yd pass from Allar, Drew (Felkins kick)
4th	14:57	PSU	9-65/2:57/24-7
		Felkins, Alex	25 yd field goal
	7:32	PSU	5-42/2:54/31-7
		McClain, Malik	25 yd pass from Allar, Drew (Felkins kick)
	3:34	WVU	10-75/3:58/31-15
		Greene, Garrett	1 yd rush (Donaldson pass from Greene)
	0:06	PSU	9-46/3:24/38-15
		Pribula, Beau	5 yd rush (Felkins kick)

TEAM STATS

	WVU	PSU
First Downs	17	27
Rushing Yards	146	146
Passing Yards	162	332
Passing (C-A-Int)	16-27-0	22-30-0
Total Offense	308	478
Plays	67	65
Fumbles (#-Lost)	0-0	0-0
Penalties (#-Yards)	5-55	1-5
Possession Time	31:16	28:44
3rd-Down Conv.	4-14	3-9
Red Zone	2-2	4-5
Touchdowns	2	5
Field Goals	0	1

OTHER

Time of Game	3:13
Penn State	1-0, 0-0 Big Ten
West Virginia	0-1, 0-0 Big 12

GAME RECAP

UNIVERSITY PARK, Pa. - No. 7 Penn State defeated West Virginia, 38-15, in front of 110,747 fans, the fourth-largest crowd in Beaver Stadium history and the largest in a home opener. The Nittany Lions outscored the Mountaineers, 24-8, in the second half to pull away for the season-opening victory.

Drew Allar shined in his first game as Penn State's starting quarterback, completing 21 of his 29 pass attempts and finishing with 325 passing yards, three touchdowns and no interceptions. Allar and wide receiver KeAndre Lambert-Smith proved to be a strong connection all night, including a 72-yard touchdown on Penn State's opening possession of the game, the longest pass of Allar's career. Lambert-Smith tallied 123 receiving yards and a career-best two touchdown grabs on four catches.

The Nittany Lions totaled 478 yards of offense (332 passing, 146 rushing) in the well-balanced attack. The dynamic running back duo of Nicholas Singleton and Kaytron Allen combined for 121 yards (70 for Singleton, 51 for Allen). Singleton scored a rushing touchdown in the second quarter, highlighting his solid day on the ground. Malik McClain gained 58 yards and caught a touchdown and Harrison Wallace III added 72 yards on a team-high seven receptions to round out the receiving corps. Quarterback Beau Pribula scored his first collegiate touchdown with a five-yard run in the final seconds of the fourth quarter.

The Penn State defense held West Virginia's offense to just 15 points and 310 total yards, allowing the Mountaineers to convert only four of their 14 third-down attempts. The Nittany Lions made three fourth-down stops during the game and held West Virginia's passing attack to just 167 yards through the air.

Linebackers Dominic DeLuca, Curtis Jacobs and Abdul Carter each recorded one sack apiece. Jacobs accumulated a team-best 10 tackles, while linebacker Kobe King notched five. Zakee Wheatley, Jaylen Reed and Cam Miller made four stops each.

HOW IT HAPPENED

Penn State forced a West Virginia punt on the opening drive of the ball game. The Penn State offense stepped up right away, capping off its first drive of the season with a 72-yard catch-and-run from Allar to Lambert-Smith.

West Virginia got on the board at the 14:14 mark of the second quarter, tying the game, 7-7. The Mountaineers scored on a 1-yard touchdown run by CJ Donaldson. The scoring drive went 69 yards on nine plays.

The Nittany Lions responded immediately, constructing a 10-play, 81-yard touchdown drive to retake a 14-7 advantage. Singleton put the Nittany Lions up on a 2-yard run. The Nittany Lions went into the break up 14-7.

Lambert-Smith hauled in his second touchdown of the ballgame for the first score of the second half. The 12-yard score put Penn State up 21-7 with 8:36 left in the third quarter. The Nittany Lions' scoring drive lasted 3:26 as the offense used seven plays to march 56 yards into the end zone.

The Nittany Lion defense forced a turnover on downs on the next drive and the offense capitalized with a 25-yard field goal by Alex Felkins to extend the lead to 24-7.

Penn State's offense scored two more touchdowns in the final frame to put the game out of reach for the Mountaineers.

The first came on a 25-yard touchdown pass to McClain from Allar.

West Virginia cuts its deficit to 31-15 with 3:34 left in the game as Garrett Greene scored on a 1-yard run and then connected with Donaldson on a successful two-point conversion.

The final score was from Pribula's first career touchdown, a 5-yard quarterback keeper.

Notes

- Penn State improved to 49-9-2 all-time against West Virginia, including wins in five-straight matchups and 33 of the last 35 contests.
- Penn State is now 122-13-1 all-time in home openers and 113-22-2 all-time in season openers.
- Penn State improved to 75-18-2 all-time against the current members of the Big 12.
- Penn State welcomed 110,747 fans to Beaver Stadium, marking the fourth-highest crowd in its history and largest in a home opener.
- Penn State scored on its opening drive on a 72-yard touchdown pass by Drew Allar to KeAndre Lambert-Smith.
- The Nittany Lions scored on their opening drive of the season for the first time since 2020 at Indiana.
- Allar became the first Penn State quarterback to throw for at least 300 yards in a season opener since Christian Hackenberg's 454 passing yards against UCF in 2014.
- Allar was the first Penn State quarterback to throw for at least 300 yards in his first career start since Michael Robinson threw for 379 yards vs. Wisconsin in 2003.
- Allar set career highs for completions (21), attempts (29), passing yards (325) and passing touchdowns (3).
- Allar's 300 passing yards and three passing touchdowns marked the 25th time at Penn State quarterback has done that in a game.
- RB Nicholas Singleton scored on a 2-yard run in the second quarter. It was his 13th career rushing touchdown.
- Lambert-Smith earned his second career 100-yard receiving game. He finished the night with 123 yards and two touchdowns.
- The junior upped his career touchdown receptions of 70+ yards to three, joining his 83-yard touchdown against Villanova in 2021 and his 88-yard touchdown reception against Utah in the 2023 Rose Bowl.
- WR Malik McClain hauled in a 25-yard touchdown reception in the fourth quarter for his sixth career touchdown catch.
- The Nittany Lions stopped West Virginia on three fourth-down conversion attempts.
- LB Curtis Jacobs finished the game with 10 tackles. He recorded double-digit tackles in a game for the third time in his career.
- K Alex Felkins converted a 25-yard field goal in the fourth quarter and also hit two extra-points for his first points as a Nittany Lion.

INDIVIDUAL STATISTICS

RUSHING (ATT-YDS-TD)

West Virginia-Donaldson, CJ 18-81-1; Greene, Garrett 15-71-1; Anderson, Jaylen 5-7; Marchiol, Nicco 1-(-11); TEAM 1-(-2).
Penn State-Singleton, Nicholas 13-70-1; Allen, Kaytron 10-51; Pribula, Beau 3-18-1; Potts, Trey 5-6; Allar, Drew 4-1.

PASSING (CMP-ATT-TD-INT-YDS)

West Virginia-Greene, Garrett 16-27-0-0-162; Marchiol, Nicco 0-0-0-0-0.
Penn State-Allar, Drew 21-29-3-0-325; Pribula, Beau 1-1-0-0-7.

TOP RECEIVERS (REC-YDS-TD)

West Virginia-Carter, Devin 6-90; Taylor, Kole 2-31; Anderson, Jaylen 2-15; Ray, Traylon 2-7; Aaron, Jeremiah 1-8; Fox, Preston 1-7, Donaldson, CJ 1-3; Davis, Treylan 1-1.
Penn State-Wallace III, Harrison 7-72; Lambert-Smith, KeAndre 4-123-2; McClain, Malik 4-58-1; Clifford, Liam 2-25; Cephas, Dante 1-22; Allen, Kaytron 1-15; Warren, Tyler 1-9; Singleton, Nicholas 1-1.

TOP TACKLERS (UA-A-T)

West Virginia-Kpogba, Lee 7-6-13; Bishop Jr., Beaney 5-2-7; Lathan, Trey 3-3-6; Bartlett, Jared 4-1-5; Wilson, Anthony 2-3-5; Wilson-Lamp, Andrew 4-0-4; McLaurin, Hershey 3-0-3; Martin, Sean 3-0-3; Miller, Montre 3-0-3; Ruffin, Malachi 2-1-3.
Penn State-Jacobs, Curtis 7-3-10; King, Kobe 2-3-5; Miller, Cam 4-0-4; Wheatley, Zakee 4-0-4; Reed, Jaylen 3-1-4; Ellies, Dvon 2-2-4; King, Kalen 1-3-4; Ellis, Keaton 3-0-3; Dixon, Johnny 3-0-3; Winston Jr., Kevin 2-1-3; Isaac, Adisa 2-0-2; Robinson, Chop 2-0-2; van den Berg, Jordan 2-0-2.



63

GAME 2
PENN STATE VS. DELAWARE

7



BEAVER STADIUM | PEACOCK | 9/9/23 | 108,575



SCORING SUMMARY

	1	2	3	4	OT	F
DEL	7	0	0	0	-	7
PSU	14	21	21	7	-	63

1st	8:59	PSU	Singleton, Nicholas 2 yd rush (Felkins kick)	13-60/5:50/7-0
	2:16	PSU	Allen, Kaytron 4 yd rush (Felkins kick)	9-37/5:10/14-0
	1:05	DEL	Yarns, Marcus 66 yd rush (Schmoke kick)	3-75/1:11/14-7
2nd	11:50	PSU	Singleton, Nicholas 5 yd rush (Felkins kick)	9-75/4:15/21-7
	4:36	PSU	Singleton, Nicholas 5 yd rush (Felkins kick)	9-73/4:13/28-7
	0:22	PSU	Warren, Tyler 2 yd pass from Allar, Drew (Felkins kick)	6-49/0:52/35-7
3rd	9:48	PSU	Allar, Drew 1 yd rush (Sahaydak kick)	10-74/5:06/42-7
	7:16	PSU	Pribula, Beau 6 yd rush (Felkins kick)	5-31/2:25/49-7
	2:43	PSU	DeLuca, Dominic 26 yd interception return (Felkins kick)	-/-/56-7
4th	7:35	PSU	Evans, Omari 5 yd pass from Pribula, Beau (Felkins kick)	8-71/4:14/63-7

TEAM STATS

	DEL	PSU
First Downs	5	34
Rushing Yards	82	315
Passing Yards	58	226
Passing (C-A-Int)	6-17-1	25-31-0
Total Offense	140	541
Plays	41	91
Fumbles (#-Lost)	2-1	1-0
Penalties (#-Yards)	5-33	7-55
Possession Time	17:38	42:22
3rd-Down Conv.	2-11	8-14
Red Zone	0-0	8-8
Touchdowns	1	9
Field goals	0	0

OTHER

Time of Game		3:23
Penn State	2-0, 0-0 Big Ten	
Delaware	1-1, 0-0 CAA	

GAME RECAP

UNIVERSITY PARK, Pa. - No. 7 Penn State football defeated Delaware, 63-7, on Saturday afternoon in Beaver Stadium. The Nittany Lions racked up 541 total yards and scored eight offensive touchdowns, while holding the Blue Hens to only 140 total yards and one touchdown.

Sophomore quarterback Drew Allar continued his outstanding start to the season, completing 22-of-26 passes for 204 yards and one touchdown. Redshirt freshman quarterback Beau Pribula entered the game in the middle of the 3rd quarter and scored one rushing touchdown and one passing touchdown, his first career throwing score.

Nicholas Singleton and Kaytron Allen combined for 155 rushing yards and four touchdowns leading the Nittany Lion rushing attack that posted 315 yards on the afternoon. Through the air, Tyler Warren and Omari Evans hauled in touchdowns while KeAndre Lambert-Smith led the team with 74 receiving yards.

The Nittany Lions totaled an impressive 541 yards of offense (226 passing, 315 rushing). Penn State scored on its first four drives of the afternoon, putting the pressure on the Blue Hens early and often.

Defensively, the Nittany Lions had an impressive performance, holding the Blue Hens to just seven points and 140 total yards of offense, 66 of which came on one rushing play. The defensive unit held Delaware to just five first downs in the game, tied for the fewest by an opposing offense since 2014.

Linebacker Dominic DeLuca recorded Penn State's first defensive touchdown of the season on the first career interception of his career in the late third quarter. DeLuca returned it all the way to the end zone for a pick-six. The defense also recovered one fumble, forced by Keaton Ellis and recovered by Kevin Winston Jr. Jaylen Reed, Zane Durant, and Zuriah Fisher each chipped in a sack.

HOW IT HAPPENED

Penn State stopped the Blue Hens on the opening possession of the game and scored on the ensuing drive, going up 7-0 with 8:19 remaining in the first quarter. Singleton punched in the first Nittany Lion touchdown of the day on a 2-yard run.

Reed posted a third-down sack on Delaware's next trip down the field, forcing a punt and giving the Nittany Lion offense excellent field position. Allen found the end zone on a 4-yard rushing touchdown, giving the Nittany Lions a 14-0 lead.

Delaware answered with a 66-yard rushing touchdown by Marcus Yarns, cutting the Penn State lead back to seven.

Singleton scored two more rushing touchdowns in the first half, reaching a career-best three rushing scores in the game. The sophomore's third touchdown put the Nittany Lions up 28-7 with 4:36 remaining in the opening half.

Penn State scored once more before the end of the half when Allar found Warren in the end zone for a 2-yard score with 22 seconds left to play in the second quarter.

The Penn State offense marched down the field and scored on the initial possession of the second half, going up 42-7 with just under 10 minutes remaining in the third quarter. Allar scored his first rushing touchdown of the season on a 1-yard sneak.

On the very next drive, Ellis forced a fumble that was picked up by Winston Jr. for the Nittany Lions' first takeaway of the season. Pribula entered the game and drove the Lions down the field and scored on a 6-yard rushing touchdown.

The Penn State defense followed with its first touchdown of the 2023 campaign on a DeLuca pick-six.

The Nittany Lions scored one more touchdown in the fourth quarter, a 4-yard pass from Pribula to Evans, to go up 63-7.

INDIVIDUAL STATISTICS

RUSHING (ATT-YDS-TD)

Delaware-Yarns, Marcus 6-86-1; Silver, Jo/Nathan 5-15; St. Flauer, Saeed 2-5; Bermudez, JoJo 1-4; Cummy, Kyron 2-2; Marker, Zach 5-(-13); O'Connor, Ryan 2-(-15); TEAM 1-(-2).

Penn State-Allen, Kaytron 19-103-1; Potts, Trey 7-59; Singleton, Nicholas 12-47-3; Pribula, Beau 8-46-1; Smith, Tank 6-29; Allar, Drew 5-27-1; Holzworth, Tyler 3-4.

PASSING (CMP-ATT-TD-INT-YDS)

Delaware-O'Connor, Ryan 3-10-0-0-21; Marker, Zach 3-7-0-1-37.
Penn State-Allar, Drew 22-26-1-0-204; Pribula, Beau 3-5-1-0-22.

Notes

- In the first all-time meeting, Penn State defeated Delaware.
- Penn State scored on its first four drives: a 2-yard run by RB Nicholas Singleton, a 4-yard run by RB Kaytron Allen, a 5-yard run by Singleton and another 5-yard run by Singleton. The Nittany Lions scored on eight-straight drives, including the final four drives of the West Virginia game.
- The Nittany Lions scored on eight-straight drives for the first time since posting points on eight-straight drives against UMass on September 20, 2014.
- Penn State has recorded at least 30 points in nine-straight games, which is the longest streak in the nation.
- The Nittany Lions scored 35 points in the first half, it's the most points scored by a Penn State team in the opening half since scoring 42 points against Illinois in 2020.
- Penn State tallied 541 total yards, the most since notching 572 against Ohio in 2022. The Nittany Lions have posted 400+ total yards in nine-straight games.
- The Nittany Lions rushed for 315 yards, the most since rushing for 396 vs. Memphis in the 2019 Cotton Bowl.
- The Nittany Lions held the ball for a time of possession of 42:22. Since at least 2007, 42:22 is the longest time Penn State has had in a game. It marked the first time Penn State had over 40 minutes of possession since 2020 at Indiana (40:22).
- During the opening drive of the third quarter, Allen went over the 1,000 career rushing yards mark. He became the 49th Penn State player to reach 1,000 career rushing yards. He now has 1,021 yards.
- The Nittany Lions held Delaware to just 140 total yards, the fewest allowed by Penn State since giving up 134 to Maryland in 2022.
- Penn State held Delaware to just 41 offensive plays, the fewest allowed by the Nittany Lions since holding Minnesota to 40 in a 20-0 win in 2009.
- Penn State held Delaware to 58 yards passing, the fewest allowed by the Nittany Lions since giving up 38 vs. Rutgers in 2021.
- Penn State held Delaware to 82 yards rushing, the fewest since allowing 25 vs. Michigan State in 2022.
- Penn State held Delaware to just five first downs, tying the lowest mark since 2014 and the fewest since Idaho had five in 2019.
- Penn State held Delaware to just six completions the lowest number in a game since giving up five completions at Rutgers in 2018.

TOP RECEIVERS (REC-YDS-TD)

Delaware-Bermudez, JoJo 2-32; Townsend, Jourdan 2-15; Brose, Braden 1-6; Kelly, Ja'Carree 1-5.

Penn State-Lambert-Smith, KeAndre 6-74; Warren, Tyler 6-37-1; Wallace III, Harrison 3-26; Cephas, Dante 2-36; Johnson, Theo 2-14; Clifford, Liam 2-2; Singleton, Nicholas 1-18; Driver, Cristian 1-8; McClain, Malik 1-7; Evans, Omari 1-4-1.

TOP TACKLERS (UA-A-T)

Delaware-Taylor, Jackson 6-4-10; Ware, Nic 4-5-9; Brogna, Dominick 5-2-7; Trainer, Dillon 4-3-7; Herring, Tyron 5-1-6; Arrington, Keeno 3-3-6; Vandamia, Mateo 1-5-6; Hall, Jack 3-2-5; Dawsey, Khalil 4-0-4; Seay, KT 2-2-4; Karika, Nick 2-1-3.

Penn State-Carter, Abdul 3-1-4; Durant, Zane 2-2-4; Reed, Jaylen 2-0-2; Ellis, Keaton 2-0-2; Rojas, Tony 2-0-2; Collins, Audavion 2-0-2; Mack, King 1-1-2; Washington II, Elliot 1-1-2; Tracy, Zion 1-0-1; Robinson, Chop 1-0-1; Miller, Cam 1-0-1; Lyons, Jameal 1-0-1; Fisher, Zuriah 1-0-1.



30

GAME 3
PENN STATE VS. ILLINOIS

13 I

MEMORIAL STADIUM | FOX | 9/16/23 | 49,099



GAME RECAP

CHAMPAIGN, Ill. - No. 7 Penn State football took down Illinois, 30-13, on Saturday afternoon at Memorial Stadium. The Nittany Lions played complimentary football on both sides of the ball, fueled by five defensive takeaways.

The defense led the way for the Nittany Lions, recording its first five-takeaway game in seven years. Penn State racked up four interceptions- by four different players- and a fumble recovery. Offensively, the Nittany Lions scored 20 points off of the five turnovers. Stout defense held the Illini in check all day, as the opposing rushing attack gained just 62 yards.

Dominic DeLuca also forced the first fumble of his career, the first of the Nittany Lions' five takeaways. Linebacker Abdul Carter, and cornerbacks Johnny Dixon, Daequan Hardy, and Cam Miller each secured interceptions.

On offense, quarterback Drew Allar posted yet another turnover-free outing, going 16-of-33 for 208 yards. Penn State's running backs were involved in all three offensive touchdowns on the afternoon. Kaytron Allen and Nicholas Singleton each recorded rushing scores, while Trey Potts tossed a touchdown pass to tight end Tyler Warren.

Singleton led the Nittany Lion receiving corps with three grabs and a career-best 49 yards through the air, with tight end Warren (3-35-1) and wide receiver Liam Clifford (1-33-0) complimenting his effort.

HOW IT HAPPENED

The Nittany Lions made their first splash play of the day on their second defensive drive as DeLuca forced a fumble that was picked up by Kobe King to give the ball back to the offense at the Illinois 43.

The Nittany Lions took the ball 40 yards on nine plays for a 20-yard field goal for the first score of the game, going up 3-0 with 5:27 to play in the opening quarter.

Penn State's defense forced its second turnover in two possessions with an interception by Carter, the first of his career, and he returned the ball to the Illinois 37. Alex Felkins knocked through a 45-yard field goal to increase the Nittany Lion lead to 6-0 with under two minutes remaining in the opening quarter.

The Nittany Lion defense recorded its third turnover in the first quarter on the Illini's next drive. Hardy picked off an Altmeyer pass at the Penn State 43 and the offense proceeded to use 12 plays to march 57 yards for its first touchdown. Allen punched in the 4-yard score at the 11:04 mark of the second quarter.

Reggie Love III put the Illini on the board with a 5-yard touchdown run with 2:08 left to play in the half. Illinois constructed an 8-play, 68-yard drive for the score to cut the Nittany Lions' advantage to 13-7.

The Nittany Lions tacked on an additional field goal before halftime to go up 16-7 at the break. Allar found Clifford on a 33-yard strike to the Illinois 11 to set up the Felkins 28-yard field goal.

Penn State's defense made its presence felt right away in the second half. On Illinois' first possession, Dixon intercepted Altmeyer at the Penn State 7 and returning his first interception of the season 21 yards to the Nittany Lions' 28.

The Nittany Lions broke through for their second touchdown of the afternoon to go up 23-7 at the 2:14 mark of the third frame. Potts caught a lateral from Allar and tossed an 11-yard touchdown pass to the tight end, Warren, capping off a 7-play, 68-yard scoring drive.

On the ensuing Illinois possession, the Nittany Lions intercepted Altmeyer for the fourth time, this time by Miller. His pick at the Illinois 30 preceded the Nittany Lion offense's third touchdown of the game. Penn State wasted no time, scoring in just over a minute on a Nicholas Singleton 16-yard rushing touchdown. The back-to-back scoring drives saw the Nittany Lions go up 30-7 with 14:24 left to play in the game.

Illinois found the end zone one more time, scoring on a 19-yard reception by Malik Elzy from quarterback John Paddock late in the fourth quarter. A failed two-point conversion left the score at 30-13.

Notes

- Penn State is now 21-6 all-time against Illinois, including 10-4 in road matchups.
- The Nittany Lions are 17-14 all-time in Big Ten openers and 19-12 in Big Ten road openers.
- Since 2014, Penn State is 19-8 against the Big Ten West, including wins in five-straight meetings.
- Penn State started Big Ten play on the road for the eighth-straight season and 13th time in the last 14 years.
- Over the last two seasons, Penn State is 9-0 when recording multiple takeaways in a game.
- Since 2022, Penn State has six games with two or more turnovers gained and no turnovers lost. Penn State is 6-0 in those games.
- Penn State scored 20 points off turnovers, including its first 13 points of the game.
- In the third quarter, RB Trey Potts threw an 11-yard touchdown pass to Tyler Warren. Potts is Penn State's 11th non-quarterback (12 occasions) to throw for a touchdown.
- The Nittany Lions forced turnovers on three-straight possessions (two fumbles, one interception) in the first quarter.
- Penn State forced takeaways on three-straight possession for the first time since 2016 at Indiana (three fumbles).
- Penn State recorded takeaways in the first quarter on a fumble forced by Dominic DeLuca and recovered by Kobe King, an interception by Abdul Carter and an interception by Daequan Hardy.
- The Nittany Lions forced two takeaways in the third quarter on an interception by Johnny Dixon and an interception by Cam Miller.
- Penn State recorded four interceptions in a game for the first time since November 15, 2014 against Temple.
- The Nittany Lions forced five takeaways in a game for the first time since September 16, 2017 against Georgia State (two fumbles, three interceptions).
- DeLuca forced a fumble in the first quarter. It was his first career forced fumble.
- He has forced two takeaways this season (one fumble, one interception).
- K Alex Felkins tied his career high with three field goal makes. He had three field goals in four previous games while at Columbia.
- On his first field goal, Felkins hit the 200-career point mark.
- PR Kaden Saunders had a career-long 19-yard punt return in the second quarter to setup a Penn State scoring drive to close out the first half.

SCORING SUMMARY

	1	2	3	4	OT	F
PSU	6	10	7	7	-	30
ILL	0	7	0	6	-	13

1st	5:27	PSU	9-40/4:10/3-0
		Felkins, Alex 20 yd field goal	
	1:43	PSU	4-(-6)/1:19/6-0
		Felkins, Alex 45 yd field goal	
2nd	11:04	PSU	12-57/5:13/13-0
		Allen, Kaytron 4 yd rush (Felkins kick)	
	2:08	ILL	7-68/4:01/13-7
		Love III, Reggie 5 yd rush (Griffin kick)	
	0:00	PSU	6-48/0:42/16-7
		Felkins, Alex 28 yd field goal	
3rd	2:14	PSU	7-70/2:02/23-7
		Warren, Tyler 11 yd pass from Potts, Trey (Felkins kick)	
4th	14:24	PSU	3-30/1:11/30-7
		Singleton, Nicholas 16 yd rush (Felkins kick)	
	4:21	ILL	8-58/3:02/30-13
		Elzy, Malik 19 yd pass from Paddock, John (Pass failed)	

TEAM STATS

	PSU	ILL
First Downs	20	20
Rushing Yards	164	62
Passing Yards	219	292
Passing (C-A-Int)	17-37-0	25-44-4
Total Offense	383	354
Plays	77	73
Fumbles (#-Lost)	1-0	1-1
Penalties (#-Yards)	7-70	6-47
Possession Time	31:52	28:08
3rd-Down Conv.	7-18	6-15
Red Zone	5-5	2-2
Touchdowns	3	2
Field goals	3	0

OTHER

Time of Game		3:57
Illinois	1-2, 0-1 Big Ten	
Penn State	3-0, 1-0 Big Ten	

INDIVIDUAL STATISTICS

RUSHING (ATT-YDS-TD)

Penn State-Allen, Kaytron 13-54-1; Pribula, Beau 9-47; Singleton, Nicholas 11-37-1; Allar, Drew 6-24; Potts, Trey 1-2.
Illinois-Love III, Reggie 12-55-1; Feagin, Kaden 4-15; Williams, Isaiah 2-8; Altmeyer, Luke 4-6; McCray, Josh 4-(-2); Paddock, John 3-(-20).

PASSING (CMP-ATT-TD-INT-YDS)

Penn State-Allar, Drew 16-33-0-0-208; Pribula, Beau 0-3-0-0-0; Potts, Trey 1-1-1-0-11.
Illinois-Altmeyer, Luke 15-28-0-4-163; Paddock, John 10-16-1-0-129.

TOP RECEIVERS (REC-YDS-TD)

Penn State-Singleton, Nicholas 3-49; Warren, Tyler 3-35-1; Lambert-Smith, KeAndre 3-23; Johnson, Theo 2-32; Saunders, Kaden 2-19; Clifford, Liam 1-33; Cephas, Dante 1-13; Allen, Kaytron 1-9; McClain, Malik 1-6.

Illinois-Williams, Isaiah 5-63; Wilcher, Kenari 3-51; Elzy, Malik 3-28-1; Reiman, Tip 3-23; Beatty, Hank 2-29; Washington, Casey 2-22; Hollins, Ashton 1-30; Bryant, Pat 1-16; Laughery, Aidan 1-12; McCray, Josh 1-5; Moore, Griffin 1-5; Love III, Reggie 1-4; Boyer, Henry 1-4.

TOP TACKLERS (UA-A-T)

Penn State-Wheatley, Zakee 2-4-6; DeLuca, Dominic 1-5-6; King, Kobe 4-0-4; Reed, Jaylen 3-1-4; King, Kalen 3-1-4; Wylie, Keon 2-2-4; Isaac, Adisa 1-3-4; Elsdon, Tyler 3-0-3; Carter, Abdul 2-1-3; Miller, Cam 2-1-3; Winston Jr., Kevin 2-1-3.

Illinois-Bush, Clayton 4-5-9; Rosiek, Dylan 4-5-9; Randolph Jr., Keith 1-7-8; Scott, Xavier 5-2-7; Scott, Miles 4-2-6; Newton, JerZhan 2-4-6; Bailey, Matthew 3-2-5; Jacas, Gabe 3-1-4; Coleman, Seth 2-2-4.



31

GAME 4
PENN STATE VS. IOWA

0



BEAVER STADIUM | CBS | 9/23/23 | 110,830



GAME RECAP

UNIVERSITY PARK, Pa. - No. 7 Penn State Football dominated on both sides of the ball and registered a 31-0 victory against the No. 24/22 Iowa Hawkeyes on Saturday evening in front of the second-largest crowd in Beaver Stadium history.

Penn State's defense stole the show, shutting out an AP Top 25 opponent for the first time since it did so in the 1999 Alamo Bowl against No. 18 Texas A&M. The Blue & White held Iowa to just 76 total yards of offense, split between 50 passing yards and 26 on the ground. Linebackers Abdul Carter and Curtis Jacobs led the way with a trio of tackles apiece, while linebacker Dominic DeLuca, and defensive ends Chop Robinson, Amin Vanover and Dani Dennis-Sutton each forced fumbles on the night. Jacobs became the first Nittany Lion to recover a pair of fumbles in a single game since Mark D'Onofrio did so against Temple on Oct. 5, 1991.

The complementary outing saw PSU out-gain Iowa by a 397-76 yardage tally in addition to a striking 97-33 differential in total plays. The Blue & White did an exemplary job of keeping Iowa's offense off the field, winning the time of possession battle by over 30 minutes. Penn State finished the night 9-for-20 on third down, while Iowa was held to a 1-for-9 conversion rate. Additionally, PSU was able to cash in on all four of their red zone opportunities, while the Nittany Lion defense held Iowa without a red zone chance.

A balanced Penn State rushing attack, led by running back Kaytron Allen, gained 215 yards on the evening, with the Norfolk, Virginia, native responsible for 72 on his own. Quarterback Beau Pribula entered the game in the fourth quarter and finished with 55 yards on the ground while running back Nicholas Singleton tallied 49 yards highlighted by a game-high 19-yard scamper in the third quarter.

The Nittany Lions totaled 182 yards through the air, with quarterback Drew Allar responsible for 166 of those after completing 25 of his 37 passing attempts. Allar finished the night with four touchdown passes and zero interceptions. Wide receiver KeAndre Lambert-Smith hauled in eight receptions for 66 yards and a touchdown, while tight end Theo Johnson snagged six passes for 42 yards. Tight end Tyler Warren recorded a career-high two touchdown grabs and fellow tight end Khalil Dinkins recorded his first receiving touchdown of the 2023 campaign.

The Blue & White welcomed a sellout crowd of 110,830, the second-largest attendance figure in Beaver Stadium history.

HOW IT HAPPENED

On Iowa's second drive, Dennis-Sutton forced a fumble that was picked up by Jacobs at the Nittany Lion 18-yard line.

The Nittany Lion offense got on the board first, thanks to a 46-yard field goal by Alex Felkins. Felkins capped off a 17-play 53-yard scoring drive. Penn State took the 3-0 advantage with 1:35 remaining in the opening frame.

On the Nittany Lions' next drive, the Hawkeyes forced a punt, however Thompson's boot hit an Iowa player on the fly and was recovered by Curtis Jacobs at the Hawkeye 39-yard line, sending the Penn State offense back on the field. Allar tossed a 9-yard touchdown pass to Dinkins, extending the lead to 10-0.

On Penn State's opening drive of the second half, Allar led the Nittany Lions on a 15-play, 75-yard scoring drive. A 2-yard touchdown from Allar to Warren capped off the drive.

The Nittany Lions scored once again on Warren's second touchdown of the game, a 7-yard grab, with 1:01 left in the third quarter.

Penn State's defense went back to work, forcing a fumble on the first play of Iowa's next drive. Robinson got to quarterback Cade McNamara for a strip sack that was picked up by Isaac.

The Nittany Lions took possession at the Iowa 19 yard-line. Allar took the Penn State offense down the field and threw his fourth touchdown pass of the night to increase the Nittany Lion lead to 31-0 on a 4-yard touchdown to Lambert-Smith in the corner of the end zone.

Notes

- The Nittany Lions are 9-6 in full-stadium Penn State White Out games.
- Penn State held its opponent scoreless for the first time since a 30-0 win against Maryland in 2022.
- Penn State recorded a shutout against an AP Top 25 team for the first time since the 1999 Alamo Bowl against No. 18 Texas A&M (24-0).
- Penn State held the ball for 45:27 to Iowa's time of possession of 14:33. In the second half, Penn State held the ball for 24:14 to Iowa's 5:46.
- Penn State had 97 offensive plays to 33 for Iowa. According to TruMediaSports, in the past five seasons, no other FBS team has out-snapped its opponent by 60+ plays.
- Dating back to the Rutgers game in 2022, Penn State has scored in 28-straight quarters, the longest active streak in the nation.
- Penn State has not allowed a first-drive touchdown in the last 18 games, dating back to the Michigan State game in 2021.
- Penn State scored on drives of 17, 10 15 and 12 plays. The last time Penn State had four scoring drives of 10+ plays was against Ohio State in 2021.
- The Nittany Lions held the ball for 13:26 of the third quarter and finished the game with 45:27 of possession.
- QB Drew Allar threw a career-high four touchdown passes.
- Penn State held Iowa to four first downs, the fewest allowed by the Nittany Lions since giving up just two to Eastern Illinois in 2009 and the fewest ever allowed by Penn State in a Big Ten game.
- After allowing Iowa to get one first down on each of its first two possessions in the first quarter, Penn State held Iowa without a first down for the next seven drives.
- Penn State held Iowa to 76 yards of offense, the fewest ever allowed by Penn State in a Big Ten game, and the least since holding Temple to 74 yards in 2006.
- Penn State held Iowa to 20 yards rushing, the fourth-lowest since 2014 and the least rushing yards allowed since holding Purdue to minus-19 in 2019.
- The Nittany Lions held Iowa to 56 passing yards, the seventh-lowest total allowed under James Franklin.
- Penn State held Iowa to just one third-down conversion on nine attempts.
- LB Curtis Jacobs is the first Penn State player to recover two fumbles in a game since Mark D'Onofrio against Temple on October 5, 1991.

SCORING SUMMARY

	1	2	3	4	OT	F
IOWA	0	0	0	0	-	0
PSU	3	7	14	7	-	31

1st	1:35	PSU	17-53/7:28/3-0
		Felkins, Alex	46 yd field goal
2nd	9:17	PSU	10-39/4:54/10-0
		Dinkins, Khalil	9 yd pass from Allar, Drew (Felkins kick)
3rd	8:20	PSU	15-75/6:40/17-0
		Warren, Tyler	2 yd pass from Allar, Drew (Felkins kick)
	1:01	PSU	12-71/5:50/24-0
		Warren, Tyler	7 yd pass from Allar, Drew (Felkins kick)
4th	12:19	PSU	8-19/3:37/31-0
		Lambert-Smith, KeAndre	3 yd pass from Allar, Drew (Felkins kick)

TEAM STATS

	IOWA	PSU
First Downs	4	28
Rushing Yards	20	215
Passing Yards	56	182
Passing (C-A-Int)	6-16-0	26-40-0
Total Offense	76	397
Plays	33	97
Fumbles (#-Lost)	6-4	1-0
Penalties (#-Yards)	4-28	4-45
Possession Time	14:33	45:27
3rd-Down Conv.	1-9	9-20
Red Zone	0-0	4-5
Touchdowns	0	4
Field goals	0	1

OTHER

Time of Game		3:04
Penn State	4-0, 1-0 Big Ten	
Iowa	3-1, 1-1 Big Ten	

INDIVIDUAL STATISTICS

RUSHING (ATT-YDS-TD)

Iowa-Moulton, Kamari 6-18; Williams, Leshon 6-9; McNamara, Cade 4-0; Hill, Deacon 1-(-7).

Penn State-Allen, Kaytron 21-72; Pribula, Beau 8-55; Singleton, Nicholas 17-49; Allar, Drew 8-22; Potts, Trey 3-17.

PASSING (CMP-ATT-TD-INT-YDS)

Iowa-McNamara, Cade 5-14-0-0-42; Hill, Deacon 1-2-0-0-14.

Penn State-Allar, Drew 25-37-4-0-166; Pribula, Beau 1-3-0-0-16.

TOP RECEIVERS (REC-YDS-TD)

Iowa-All, Erick 3-35; Vines, Diante 1-14; Ragaini, Nico 1-4; Williams, Leshon 1-3.

Penn State-Lambert-Smith, KeAndre 8-66-1; Johnson, Theo 6-42; Allen, Kaytron 3-8; Clifford, Liam 2-17; Warren, Tyler 2-9-2; Singleton, Nicholas 2-4; Potts, Trey 1-16; Cephas, Dante 1-11; Dinkins, Khalil 1-9-1.

TOP TACKLERS (UA-A-T)

Iowa-Higgins, Jay 10-8-18; Jackson, Nick 8-5-13; Hurkett, Ethan 5-4-9; Fisher, Kyle 5-2-7; Evans, Joe 5-2-7; Black, Yahya 4-3-7; Lee, Logan 1-5-6; DeJean, Cooper 4-1-5; Nwankpa, Xavier 4-1-5; Craig, Deontae 1-4-5; Castro, Sebastian 3-0-3; Graves, Aaron 1-2-3.

Penn State-Jacobs, Curtis 2-1-3; Carter, Abdul 1-2-3; Wheatley, Zakee 2-0-2; DeLuca, Dominic 2-0-2; Reed, Jaylen 1-1-2; Robinson, Chop 1-1-2; Dennis-Sutton, Dani 1-0-1; Dixon, Johnny 1-0-1; King, Kobe 1-0-1; Isaac, Adisa 1-0-1; Winston Jr, Kevin 1-0-1; Izzard, Cozhiah 1-0-1.



41

GAME 5
PENN STATE VS. NORTHWESTERN

13



RYAN FIELD | BTN | 9/30/23 | 25,064



GAME RECAP

EVANSTON, III. — No. 6/7 Penn State breezed past Northwestern behind a dominant second half, winning 41-13 at Ryan Field on Saturday.

An outstanding defensive performance once again fueled the complimentary win for the Nittany Lions. Penn State limited Northwestern to just 175 total yards, including just 45 on the ground, compared to its own 353 total yards and 134 rushing yards.

The Nittany Lions posted seven sacks, an interception, and forced two turnovers on downs in the game on defense, putting pressure on Northwestern all afternoon. The unit yielded just three points in the second half and provided outstanding field position for many of the Nittany Lions' scoring opportunities.

Twenty-three Nittany Lions recorded tackles in the game, with Kevin Winston Jr. picking up a team-high five. Zane Durant led the squad with three tackles for loss. Daequan Hardy filled up the stat sheet with two tackles, an interception, a tackle for loss, and a pass breakup.

Offensively, Allar posted yet another turnover-free performance, completing 18-of-33 passes for 189 yards and a touchdown. Beau Pribula stepped in late in the game and completed his only pass for a 30-yard touchdown to Trey Potts. KeAndre Lambert-Smith led the team with 86 receiving yards on four catches while Nicholas Singleton caught a career-high six passes for 39 yards and a touchdown. Singleton led the way on the ground for Penn State, carrying the ball 21 times for 80 yards and another score.

HOW IT HAPPENED

Northwestern scored first on its opening possession of the game, the result of Penn State's first turnover of the season. After the Wildcats gained possession of the ball on Penn State's 15-yard line on a fumbled kickoff return, the Nittany Lion defense pushed them back four yards and forced a 33-yard field goal.

The Nittany Lions bounced back and evened it up at 3-3 with under three minutes to play in the first quarter on a 20-yard field goal by Alex Felkins.

With 5:16 remaining in the first half, the Wildcats were able to tack on a touchdown to take the lead back. Northwestern took 5:16 off the clock on its 10-play scoring drive that culminated in a 1-yard touchdown run by quarterback Ben Bryant.

The Nittany Lions responded immediately, creating their own six-play, 63-yard drive that was capped off by a 13-yard run by Potts. The teams entered the break tied 10-10.

Following a defensive stop on Northwestern's first possession of the second half, Penn State found the end zone once again. On fourth-and-goal from the 1-yard line, Allar was able to push his way into the end zone.

Penn State made it 17 unanswered points with a 47-yard field goal from Felkins, his second of the game, after the Nittany Lion defense forced a turnover on downs.

Another fourth-down stop in Northwestern territory led to Penn State's next score. The Wildcats attempted a fake punt, but fell short of the first down marker, giving the Nittany Lion offense possession of the ball at the 34. Allar tossed a 2-yard touchdown pass to Singleton to complete the scoring drive.

Northwestern was able to chip in a field goal early in the fourth quarter, cutting Penn State's lead down to two scores, at 27-13.

Singleton punched in another Penn State touchdown, this one with just over four minutes left to play in the game. A 13-play, 54-yard drive resulted in Singleton's 1-yard score, giving Penn State a 34-13 lead.

On the ensuing Northwestern drive, Hardy's interception gave the Nittany Lions possession at the Northwestern 30-yard line. It took just one play for Penn State to find the end zone, with Pribula finding Potts on a 30-yard catch-and-run for the tally.

Notes

- Penn State is now 16-5 all-time against Northwestern, including 8-3 in road matchups.
- The Nittany Lions have won nine of the last 11 matchups in the series.
- The Nittany Lions registered 12 tackles for loss. Penn State has a streak of 14-straight games with at least five tackles for loss. It is the second-longest streak in the FBS behind James Madison's 15-game string.
- The Nittany Lions scored seven points off turnovers against Northwestern. Penn State has tallied 58 points off turnovers this season.
- With his ninth touchdown pass of the season, QB Drew Allar became the first PSU quarterback to throw for nine or more touchdowns passes, before throwing an interception, in a season since Mike McQueary in 1997.
- The Ohio native has thrown 158 pass attempts this season without throwing an interception.
- RB Nicholas Singleton earned his first career game with both a rushing and receiving touchdown.
- RB Trey Potts found the endzone on a 13-yard run in the second quarter. It marked his 12th career rushing touchdown and his first in a Penn State uniform.
- Potts hauled in a 30-yard touchdown catch in the fourth quarter. It was his first career receiving touchdown.
- The Nittany Lions limited Northwestern to -10 rushing yards on 16 carries in the first half.
- In the third quarter, Penn State stopped Northwestern on fourth down conversions on back-to-back drives.
- With 12 tackles for loss, Penn State has tallied 10 or more tackles for loss on 30 occasions since 2014.
- Penn State recorded seven sacks. Since 2014, Penn State has collected six or more sacks in a game 16 times.
- DT Zane Durant secured a career-high three tackles for loss.
- Durant is Penn State's first defensive tackle to record three or more tackles for loss against a Big Ten opponent since Curtis Cothran against Wisconsin in 2016.
- Durant is PSU's first defensive tackle to register three or more tackles for loss in a game since Tyrell Chavis against Akron in 2017.
- CB Daequan Hardy picked off a pass in the fourth quarter and returned it 34 yards.
- P Riley Thompson averaged 46.8 yards on four punts, including two punts inside the 20.

SCORING SUMMARY

	1	2	3	4	OT	F
PSU	3	7	17	14	-	41
NW	3	7	0	3	-	13

1st	12:47	NU	4-(-4)/2:06/0-3
		Olsen, Jack 33 yd field goal	
	2:37	PSU	11-53/5:11/3-3
		Felkins, Alex 20 yd field goal	
2nd	5:46	NU	10-59/5:16/3-10
		Bryant, Ben 1 yd rush (Olsen kick)	
	1:16	PSU	6-63/2:15/10-10
		Potts, Trey 13 yd rush (Felkins kick)	
3rd	8:40	PSU	12-68/5:31/17-10
		Allar, Drew 1 yd rush (Felkins kick)	
	6:03	PSU	4-2/1:14/20-10
		Felkins, Alex 47 yd field goal	
	1:24	PSU	7-34/3:39/27-10
		Singleton, Nicholas 2 yd pass from Allar, Drew (Felkins kick)	
4th	12:01	NU	10-65/4:23/27-13
		Olsen, Jack 28 yd field goal	
	4:07	PSU	12-40/5:03/34-13
		Singleton, Nicholas 1 yd rush (Felkins kick)	
	2:20	PSU	1-30/0:06/41-13
		Potts, Trey 30 yd pass from Pribula, Beau (Felkins kick)	

TEAM STATS

	PSU	NU
First Downs	19	12
Rushing Yards	134	45
Passing Yards	219	130
Passing (C-A-Int)	19-34-0	16-31-1
Total Offense	353	175
Plays	73	63
Fumbles (#-Lost)	3-1	0-0
Penalties (#-Yards)	6-45	4-18
Possession Time	32:08	27:52
3rd-Down Conv.	8-17	5-16
Red Zone	5-5	3-3
Touchdowns	5	1
Field goals	2	2

OTHER

Time of Game		3:17
Penn State	5-0, 3-0 Big Ten	
Northwestern	2-3, 1-2 Big Ten	

INDIVIDUAL STATISTICS

RUSHING (ATT-YDS-TD)

Penn State-Singleton, Nicholas 21-80-1; Allen, Kaytron 6-27; Potts, Trey 3-21-1; Allar, Drew 8-4-1; Lambert-Smith, KeAndre 1-2.
Northwestern-Sullivan, Brendan 7-25; Porter, Cam 7-18; Arthurs, Jake 2-9; Mangieri, Charlie 1-3; Lausch, Jack 1-(-1); Tyus III, Anthony 3-(-4); Bryant, Ben 11-(-5)-1.

PASSING (CMP-ATT-TD-INT-YDS)

Penn State-Allar, Drew 18-33-1-0-189; Pribula, Beau 1-1-1-0-30.
Northwestern-Bryant, Ben 14-25-0-0-122; Sullivan, Brendan 2-6-0-1-8.

TOP RECEIVERS (REC-YDS-TD)

Penn State-Singleton, Nicholas 6-39-1; Lambert-Smith, KeAndre 4-86; Warren, Tyler 2-25; Cephas, Dante 2-21; Johnson, Theo 2-13; Potts, Trey 1-30-1; Clifford, Liam 1-6; Saunders, Kaden 1-(-1).
Northwestern-Johnson, Cam 6-81; Kirtz, Bryce 3-12; Porter, Cam 2-19; Gordon, Thomas 2-17; Olges, Duke 1-2; Himon II, Joseph 1-1; Henning, A.J. 1-(-2).

TOP TACKLERS (UA-A-T)

Penn State-Winston Jr., Kevin 4-1-5; King, Kobe 4-0-4; Durant, Zane 4-0-4; DeLuca, Dominic 4-0-4; Ellis, Keaton 3-0-3; Jacobs, Curtis 2-1-3; Dennis-Sutton, Dani 2-1-3; Reed, Jaylen 1-2-3; Hardy, Daequan 2-0-2; Tracy, Zion 2-0-2; Dixon, Johnny 2-0-2; King, Kalen 2-0-2; Fisher, Zariah 2-0-2.
Northwestern-Gallagher, Bryce 2-5-7; Hagarty, Richie 2-4-6; Azema, Coco 5-0-5; Turner, Devin 4-1-5; Hollis Jr., Garnett 3-2-5; Mueller, Xander 1-4-5; Spencer, PJ 1-4-5; Adeyi, Ore 3-1-4; Heard II, Rod 3-1-4; Hubbard, Aidan 3-0-3.



63

GAME 6
PENN STATE VS. UMASS

0



BEAVER STADIUM | BTN | 10/14/23 | 105,533



GAME RECAP

UNIVERSITY PARK, Pa. – No. 6/5 Penn State dominated on both sides of the ball and secured a shutout victory over the UMass, 63-0, Saturday afternoon at Beaver Stadium.

Penn State's defensive unit put on a formidable performance, registering seven sacks to secure PSU's 11th-straight game with at least three, the nation's longest streak. Their relentless pressure kept UMass on its back foot throughout the game. In the second half, the Nittany Lion defense limited the Minutemen to zero points and dominated the field position battle, clinching the shutout victory and providing multiple scoring opportunities for the other side of the ball.

Twenty-eight Nittany Lions recorded tackles in the game. Adisa Isaac led the squad with 3.5 tackles for loss, including 2.5 of Penn State's seven sacks. Cam Miller, Chop Robinson, and Dani Dennis-Sutton all contributed to Penn State's sack total.

The offensive highlights included Drew Allar delivering another impressive performance, connecting on 16-of-23 passes, gaining 162 yards and throwing three touchdowns. Beau Pribula made an impact on the rushing front, recording 59 rushing yards and a touchdown.

Theo Johnson emerged as a key player with 66 receiving yards on four receptions for two touchdowns. Daequan Hardy made a significant impact becoming the first player in Penn State history to score two punt return touchdowns in a single game.

Penn State held UMass to just 26 yards in the first half and 109 total yards.

Notes

- Penn State is now 2-0 all-time against UMass.
- The Nittany Lions are 74-24-5 in homecoming games, including wins in 14 of the last 17 contests.
- Penn State has 11-straight wins, each by a 14-point margin of victory. Over the last two seasons, no other FBS team has won by a 14-point margin in more than six-straight games.
- The 11-straight wins by 14+ points are a school record and tied for 22nd all-time in FBS. It marks the most for a Big Ten team since 1904 (Michigan - 13).
- The 63-0 final score marked the largest shutout by Penn State since joining the Big Ten, and the largest shutout win since an 81-0 win vs. Cincinnati in 1991.
- The Nittany Lions recorded their second consecutive home shutout, marking the first time that Penn State has shut out its opponent in consecutive home games since 1981, when they shut out Cincinnati (52-0) and Temple (30-0) sandwiched around a 30-24 win at Nebraska.
- The seven points allowed in the past three home games are the fewest allowed by Penn State in three-straight home games since holding Cincinnati (0), Temple (0), and Boston College (7) to a total of seven points in three-straight home games in 1981.
- Penn State has not given up any points in 11 consecutive quarters at home since allowing a first quarter touchdown to Delaware in the second home game of the season.
- In the first half, Penn State recorded more sack yards (32) than UMass had total yards (26).
- Penn State registered 10 tackles for loss and five sacks in the first half. The Nittany Lions had 10 tackles for loss in the first half for the first time since Indiana in 2022 (13 tackles for loss).
- DE Adisa Isaac recorded a career high with 2.5 sacks and a career-best 3.5 tackles for loss.
- CB Cam Miller registered his first two career sacks, becoming Penn State's first defensive back to record multiple sacks in a game since Derek Bochna had two for the Nittany Lions at West Virginia in 1992.
- PR Daequan Hardy returned a punt 56 yards for a touchdown in the first quarter and added a 68-yard punt return touchdown in the third quarter.
- Since 2000, Hardy is the 25th FBS player to return two punt returns for touchdowns in a game. He is one of two Big Ten players joining Iowa's Kevonte Martin-Manley (vs. Western Michigan, 2013).

SCORING SUMMARY

	1	2	3	4	OT	F
MASS	0	0	0	0	-	0
PSU	7	21	21	14	-	63

1st	4:17	PSU	-1/-17-0
		Hardy, Daequan 56 yd punt return (Felkins kick)	
2nd	12:35	PSU	8-71/3:54/14-0
		Allar, Drew 1 yd rush (Felkins kick)	
	6:20	PSU	7-80/3:30/21-0
		Allen, Kaytron 9 yd rush (Felkins kick)	
	1:01	PSU	7-35/2:37/28-0
		Warren, Tyler 7 yd pass from Allar, Drew (Felkins kick)	
3rd	11:29	PSU	5-51/2:25/35-0
		Johnson, Theo 30 yd pass from Allar, Drew (Felkins kick)	
	5:12	PSU	8-54/2:53/42-0
		Johnson, Theo 18 yd pass from Allar, Drew (Felkins kick)	
	3:57	PSU	-1/-49-0
		Hardy, Daequan 68 yd punt return (Felkins kick)	
4th	13:37	PSU	4-49/1:23/56-0
		Potts, Trey 2 yd rush (Felkins kick)	
	8:28	PSU	5-80/2:17/63-0
		Pribula, Beau 31 yd rush (Felkins kick)	

TEAM STATS

	UMASS	PSU
First Downs	9	28
Rushing Yards	64	246
Passing Yards	45	162
Passing (C-A-Int)	9-23-1	16-23-0
Total Offense	109	408
Plays	62	60
Fumbles (#-Lost)	1-0	2-2
Penalties (#-Yards)	9-81	6-60
Possession Time	32:58	27:02
3rd-Down Conv.	5-18	7-9
Red Zone	0-0	5-5
Touchdowns	0	9
Field goals	0	0

OTHER

Time of Game	3:17
UMass	1-7, Independent
Penn State	6-0, 3-0 Big Ten

HOW IT HAPPENED

On UMass' second possession, the Nittany Lions only allowed the Minutemen to advance three yards before forcing a punt. On the punt, Hardy fielded the ball at the Penn State 44-yard line and scampered 56 yards for the touchdown.

Penn State's next offensive possession resulted in a 1-yard touchdown run by Allar, giving the Nittany Lions a 14-0 lead with 12:35 remaining in the half.

The Nittany Lions scored their second rushing touchdown as Allen crossed the goal line on a 9-yard score at the end of a seven-play, 80-yard drive.

Penn State scored on its third consecutive offensive possession, this time on a 7-yard touchdown reception by Warren, going up 28-0 with just over a minute left to play in the first half.

In the third quarter, the Nittany Lions tacked on their fourth-straight offensive touchdown of the day, a 30-yard dart from Allar to Johnson. Penn State scored once again on the Allar-Johnson connection. With 5:12 remaining in the third quarter, Allar tossed an 18-yard touchdown to Johnson to cap off an eight-play, 54-yard scoring drive. It marked Penn State's fifth-consecutive offensive touchdown and gave the Nittany Lions a 42-0 lead.

Following the ensuing UMass drive, Hardy set a Penn State record by scoring his second punt return touchdown of the game. Hardy broke multiple tackles on his way to the 68-yard score, giving Penn State a 49-0 advantage at the 3:57 mark of the third quarter.

A Keaton Ellis interception led to Penn State's sixth-straight offensive touchdown to put them up 56-0 with 13:37 left in the game. Pribula entered the game at quarterback and led a four-play, 49-yard scoring drive that was highlighted by a 2-yard rushing score by Potts.

Penn State tacked on one last touchdown in the fourth quarter, a 31-yard dash into the end zone by Pribula that put the Nittany Lions up 63-0. The squad held the lead through the final buzzer, securing its second shutout of the season.

INDIVIDUAL STATISTICS

RUSHING (ATT-YDS-TD)

UMass-Adams, Kay/Ron 14-31; Haston, Ahmad 6-29; John, Jalen 9-28; Desrosiers, Gregory 3-16; Phommachanh, Taisun 7-(-40).
Penn State-Singleton, Nicholas 15-79; Allen, Kaytron 9-68-1; Pribula, Beau 6-59-1; Smith, Tank 2-41; Potts, Trey 1-2-1; Allar, Drew 3-1-1; TEAM 1-(-4).

PASSING (CMP-ATT-TD-INT-YDS)

UMass-Phommachanh, Taisun 6-14-0-0-25; Haston, Ahmad 3-9-0-1-20.
Penn State-Allar, Drew 16-23-3-0-162.

TOP RECEIVERS (REC-YDS-TD)

UMass-Simpson, Anthony 3-2; Johnson, George 2-24; Pope, Mark 2-9; Campiotti, Gino 1-10; Adams, Kay/Ron 1-0.
Penn State-Lambert-Smith, KeAndre 6-30; Johnson, Theo 4-66-2; Wallace III, Harrison 3-44; Warren, Tyler 2-14-1; Allen, Kaytron 1-8.

TOP TACKLERS (UA-A-T)

UMass-Logan, Nahji 6-28; Rutherford, Isaiah 5-1-6; Brown, JB 2-4-6; Beckwith, Aaron 1-5-6; Powell, Te'Rai 2-2-4; Roberts, Jerry 1-3-4; Wooden, Billy 0-4-4; Igwenagu, Zukudo 2-1-3; Rudolph, Tyler 2-0-2; Boykin, Noah 2-0-2.
Penn State-Jacobs, Curtis 4-1-5; Ellies, Dvon 3-2-5; Isaac, Adisa 3-1-4; Rojas, Tony 1-3-4; Miller, Cam 3-0-3; Tracy, Zion 3-0-3; Wylie, Keon 2-1-3; DeLuca, Dominic 1-2-3; Carter, Abdul 0-3-3; Izzard, Coziah 0-3-3; Robinson, Chop 2-0-2; Fisher, Zuriah 2-0-2.



12

GAME 7
PENN STATE VS. OHIO STATE

20



OHIO STADIUM | FOX | 10/21/23 | 105,506



GAME RECAP

COLUMBUS, OHIO – No. 7/6 Penn State dropped its Big Ten road contest, 20-12, at No. 3/3 Ohio State in Columbus on Saturday.

Penn State's defense held the Ohio State offense 16 points below its season scoring average, allowing just 20 points compared to the Buckeyes' season average of 36. The Nittany Lions put defensive pressure on the Buckeyes all afternoon, securing a fumble on a muffed punt and also forcing a turnover on downs by Ohio State inside the five-yard line.

Linebackers Abdul Carter and Curtis Jacobs led Penn State with nine tackles apiece. Johnny Dixon (1), Kobe King (0.5), and Adisa Isaac (0.5) each contributed to the Nittany Lions' sack total, with the Nittany Lions also racking up nine tackles for loss in the game.

Offensively, quarterback Drew Allar extended his turnover-free streak, throwing for 191 yards and a touchdown without an interception. KeAndre Lambert-Smith posted a team-leading 52 receiving yards on six catches, while Kaden Saunders hauled in Allar's touchdown pass.

HOW IT HAPPENED

Ohio State got on the board on its first trip down the field. The Buckeyes took a 3-0 lead on a 33-yard field goal at the 10:49 mark of the opening quarter, the result of an 11-play, 57-yard drive.

Penn State answered later in the first quarter, with Alex Felkins knocking through a 40-yard field goal with 2:36 left in the frame to tie the game at three apiece. The Nittany Lions went 39 yards in six plays for the score.

A 5:16 drive for the Buckeyes resulted in the first touchdown of the ballgame at the 7:31 mark of the second quarter. Miyan Williams recorded the game's first touchdown on a 2-yard run to put Ohio State ahead, 10-3.

The Nittany Lions answered with a field goal, a 41-yarder by Felkins. Penn State went 51 yards in seven plays for the score with just over three minutes remaining in the first half. The Nittany Lions entered the halftime break trailing 10-6.

Neither team was able to get anything going in the third quarter, as the defenses led the way into the fourth and final frame. The Nittany Lion defense forced a goal-line fourth down stop and another special teams turnover in the third quarter but were unable to convert.

Ohio State kicked its second field goal of the afternoon at the 8:59 mark of the fourth quarter to increase its lead back to seven points. The Buckeyes took nine plays and 4:40 off the clock to go 71 yards, taking a 13-7 advantage.

The Buckeyes tacked on another touchdown with 4:07 to play, taking a 20-6 advantage on an 18-yard touchdown by Marvin Harrison Jr.

Penn State scored its first touchdown with 29 seconds left in the game, an 8-yard pass from Allar to Saunders that cut the Ohio State lead to 20-12. The Nittany Lions' two-point conversion attempt was stopped.

Notes

- Penn State is now 14-25 all-time against Ohio State.
- The Nittany Lions snapped an 11-game win streak after entering the day tied with Air Force for the fourth-longest active win streak in the FBS.
- The Nittany Lions ended a streak off 11-straight wins, each by a 14-point margin.
- Penn State snapped a 13-game streak of scoring at least 30 points. It was the longest active streak in the nation.
- In Big Ten history, Penn State is one of three teams with a streak of 13 or more games scoring 30 points, joining Penn State (15; 1993-93) and Ohio State (15; 2014-15).
- Dating back to the Rutgers game in 2022, Penn State had scored in 38-straight quarters until being shutout in the third quarter. It was the longest active streak in the nation.
- The Nittany Lions recorded nine tackles for loss. Penn State has a streak of 16-straight games with at least five tackles for loss.
- QB Drew Allar's 42 attempts are a career high. He has thrown 223 pass attempts this season without throwing an interception.
- WR Kaden Saunders hauled in an 8-yard touchdown reception in the fourth quarter. It was Saunders' first career touchdown reception.
- The Nittany Lions stopped Ohio State on a fourth-and-goal late in the third quarter.
- With a first quarter sack by Johnny Dixon, Penn State has 21 players with at least a full tackle for loss and 16 players with at least a full sack this season.
- Penn State has 14 takeaways this season (seven interceptions, seven fumble recoveries) after Tyler Elsdon recovered a muffed punt in the third quarter.
- CB Kalen King recorded a career-high 1.5 tackles for loss.
- CB Daequan Hardy tallied a career-high three pass breakups, all in the first quarter.
- DE Adisa Isaac secured two tackles for loss, his sixth career game with multiple tackles for loss.
- CB Johnny Dixon collected a career-high two tackles for loss, including a solo sack in the first quarter.
- LB Abdul Carter notched six tackles in the first half and finished the game with a career-high nine stops.
- P Riley Thompson averaged 43.7 yards on nine punts, including four inside the 20 and two punts of 50+ yards.
- K Alex Felkins hit a 40-yard field goal and a 41-yard kick. He has 16 career makes from 40 or more yards.

SCORING SUMMARY

	1	2	3	4	OT	F
PSU	3	3	0	6	-	12
OSU	3	7	0	10	-	20

1st	10:49	OSU	11-57/3:37/0-3
		Fielding, Jayden 33 yd field goal	
	5:15	PSU	6-39/2:36/3-3
		Felkins, Alex 40 yd field goal	
2nd	7:31	OSU	13-61/5:17/3-10
		Williams, Miyan 2 yd rush (Fielding kick)	
	4:16	PSU	7-51/3:15/6-10
		Felkins, Alex 41 yd field goal	
4th	8:59	OSU	9-71/4:40/6-13
		Fielding, Jayden 37 yd field goal	
	4:07	OSU	6-43/3:10/6-20
		Harrison Jr., Marvin 18 yd pass from McCord, Kyle (Fielding kick)	
	0:29	PSU	12-73/2:12/12-20
		Saunders, Kaden 8 yd pass from Allar, Drew (Pass failed)	

TEAM STATS

	PSU	OSU
First Downs	15	22
Rushing Yards	49	79
Passing Yards	191	286
Passing (C-A-Int)	18-42-0	22-35-0
Total Offense	240	365
Plays	68	76
Fumbles (#-Lost)	0-0	1-1
Penalties (#-Yards)	5-32	6-54
Possession Time	25:36	34:24
3rd-Down Conv.	1-16	6-16
Red Zone	1-1	4-5
Touchdowns	1	2
Field goals	2	2

OTHER

Time of Game	3:37
Penn State	6-1, 3-1 Big Ten
Ohio State	7-0, 4-0 Big Ten

INDIVIDUAL STATISTICS

RUSHING (ATT-YDS-TD)

Penn State-Singleton, Nicholas 9-48; Allen, Kaytron 9-26; Lambert-Smith, KeAndre 1(-2); Allar, Drew 7(-23).
Ohio State-Williams, Miyan 24-62-1; Trayanum, DeaMonte 9-22; Brown, Devin 2-5; Johnson, Xavier 2-4; McCord, Kyle 2(-10); TEAM 2(-4).

PASSING (CMP-ATT-TD-INT-YDS)

Penn State-Allar, Drew 18-42-1-0-191.
Ohio State-McCord, Kyle 22-35-1-0-286.

TOP RECEIVERS (REC-YDS-TD)

Penn State-Lambert-Smith, KeAndre 6-52; Johnson, Theo 2-39; Cephas, Dante 2-28; Saunders, Kaden 2-25-1; Wallace III, Harrison 2-19; Warren, Tyler 1-11; Clifford, Liam 1-7; Singleton, Nicholas 1-6; Allen, Kaytron 1-4.
Ohio State-Harrison Jr., Marvin 11-162-1; Stover, Cade 4-70; Tate, Carnell 3-21; Trayanum, DeaMonte 1-19; Fleming, Julian 1-9; Johnson, Xavier 1-6; Williams, Miyan 1(-1).

TOP TACKLERS (UA-A-T)

Penn State-Jacobs, Curtis 5-4-9; Carter, Abdul 5-4-9; Winston Jr., Kevin 4-3-7; King, Kalen 5-1-6; King, Kobe 5-1-6; Hardy, Daequan 4-2-6; Dixon, Johnny 3-2-5; Reed, Jaylen 3-2-5; Isaac, Adisa 1-3-4; Dennis-Sutton, Dani 2-1-3; Izzard, Coziah 1-2-3; Wheatley, Zakee 1-2-3.
Ohio State-Eichenberg, Tommy 2-6-8; Chambers, Steele 1-5-6; Igbinosun, Davison 5-0-5; Hancock, Jordan 4-1-5; Simon, Cody 3-2-5; Styles, Sonny 3-1-4; Proctor, Josh 3-1-4; Matthews Jr., Jermaine 3-0-3; Sawyer, Jack 1-2-3; Hamilton, Ty 1-2-3.



33

GAME 8
PENN STATE VS. INDIANA

24



BEAVER STADIUM | CBS | 10/28/23 | 107,209



SCORING SUMMARY

	1	2	3	4	OT	F
IU	7	7	0	10	-	24
PSU	7	10	7	9	-	33

1st	7:37	IU	1-90/0:12/0-7
		Carter, Dequece	90 yd pass from Sorsby, Brendan (Freeman kick)
	1:37	PSU	7-32/4:21/7-7
		Dinkins, Khalil	9 yd pass from Allar, Drew (Felkins kick)
2nd	13:26	IU	1-69/0:09/7-14
		McCulley, Donaven	69 yd pass from Sorsby, Brendan (Freeman kick)
	2:09	PSU	9-59/4:57/14-14
		Singleton, Nicholas	2 yd rush (Felkins kick)
	0:00	PSU	7-11/1:01/17-14
		Felkins, Alex	50 yd field goal
3rd	8:39	PSU	12-75/6:21/24-14
		Johnson, Theo	16 yd pass from Allar, Drew (Felkins kick)
4th	10:54	IU	12-80/5:20/24-21
		Cooper Jr., Omar	26 yd pass from Sorsby, Brendan (Freeman kick)
	2:58	IU	4-4/2:04/24-24
		Freeman, Chris	35 yd field goal
	1:46	PSU	3-78/1:10/31-24
		Lambert-Smith, KeAndre	57 yd pass from Allar, Drew (Felkins kick)
	1:33	PSU	-/1:33-24
		Safety	(Fumble rolled out of end zone)

TEAM STATS

	IU	PSU
First Downs	14	19
Rushing Yards	80	132
Passing Yards	269	210
Passing (C-A-Int)	13-19-1	20-31-1
Total Offense	349	342
Plays	53	74
Fumbles (#-Lost)	3-1	1-0
Penalties (#-Yards)	5-35	6-60
Possession Time	24:35	35:25
3rd-Down Conv.	3-11	7-18
Red Zone	1-2	4-4
Touchdowns	3	4
Field Goals	1	1

OTHER

Time of Game		3:20
Indiana	2-6, 0-5	Big Ten
Penn State	7-1, 4-1	Big Ten

GAME RECAP

UNIVERSITY PARK, Pa. — No. 10 Penn State took down the Indiana Hoosiers, 33-24, Saturday afternoon at Beaver Stadium. The Nittany Lions remain undefeated at home on the season.

Quarterback Drew Allar threw for 210 yards and completed a trio of touchdown passes to Theo Johnson, Khalil Dinkins, and Keandre Lambert-Smith.

Lambert-Smith led the team with 96 receiving yards on six receptions and the go-ahead touchdown late in the fourth quarter. Johnson hauled in two passes for 21 yards and his third touchdown of the season. Dinkins' only reception in the game was a 9-yard touchdown from Allar in the first quarter. On the ground, Kaytron Allen took charge with 81 yards on 18 carries, both leading the team, while Nicholas Singleton toted the ball 15 times for 50 yards and a score.

Nineteen different Nittany Lions recorded tackles in the game, with Jaylen Reed picking up a team-high eight. Daequan Hardy, Dani Dennis-Sutton and Johnny Dixon all recorded sacks for the Nittany Lions. Penn State held yet another opponent to under 100 rushing yards, limiting Indiana to just 80 on the day. Penn State also recorded a safety on a strip-sack by Dennis-Sutton on Indiana's final drive.

This was Penn State's seventh time this season scoring over 30 points in a game.

HOW IT HAPPENED

Indiana got on the board first with a 90-yard touchdown pass from Brendan Sorsby to Dequece Carter on the first play of the Hoosiers' third offensive possession.

Penn State's punt on its next possession was muffed by Indiana's return man and scooped up by Kevin Winston Jr. at the Indiana 32-yard line. Penn State converted the scoring opportunity on a 9-yard touchdown pass from Allar to Dinkins.

A 69-yard touchdown pass to Donaven McCulley put the Hoosiers back up by seven at the 13:26 mark of the second quarter.

A 2-yard touchdown run by Singleton tied the game at 14 with 2:09 remaining in the first half.

On the Hoosiers' next possession, Jaylen Reed picked off a Sorsby pass and returned it to the Indiana 43-yard line with just over a minute left to play in the second quarter. Alex Felkins converted a 50-yard field goal as time expired to put the Nittany Lions up 17-14 at the break.

Penn State received the ball to start the second half and constructed a 12-play, 75-yard scoring drive to extend its lead to 24-14. Johnson hauled in a 16-yard pass from Allar.

Indiana cut into the Penn State lead in the fourth quarter on a 26-yard touchdown pass from Sorsby to Omar Cooper Jr.

The Hoosiers tied the game at 24-24 with a field goal with just under three minutes left in the game.

Penn State responded with a three-play, 78-yard touchdown drive, highlighted by a 57-yard touchdown pass from Allar to Lambert-Smith, to take a 31-24 advantage with 1:46 still left on the clock.

On Indiana's first play of their next possession, Dennis-Sutton produced a strip-sack of Sorsby and the ball rolled through the back of the end zone for a safety.

Notes

- Penn State is now 25-2 all-time against Indiana, including 13-0 in home matchups.
- The Nittany Lions have won nine of the last 10 games in the series.
- QB Drew Allar completed 20-of-31 passes for 210 yards and three touchdowns.
- Before an interception on his 29th pass attempt of the game, Allar tallied 311 passing attempts without an interception to start his career. Allar's 311 pass attempts without an interception to start his career is an FBS record, bettering Baylor's Robert Griffin III's 209 attempts in 2008.
- The Ohio native began the 2023 season with 251 pass attempts without an interception. Since 2000, his 251 pass attempts without an interception are the sixth-most to start a season in the FBS.
- WR KeAndre Lambert-Smith had six catches for 96 yards, including a 57-yard touchdown to break a 24-24 tie late in the fourth quarter.
- Lambert-Smith now has 1,598 career receiving yards, good for 19th place at Penn State. On the day, Lambert-Smith moved past Freddie Scott (1,520; 1993-95).
- Lambert Smith's six catches give him 116 career receptions, good for 14th place all-time at Penn State. On the day, he broke a tie with Bryant Johnson (110; 1999-02).
- Penn State recorded a safety late in the fourth quarter. It was the Nittany Lions' first safety since the 2022 season opener vs. Ohio.
- DE Dani Dennis-Sutton secured a career-best six tackles and recorded a strip-sack late in the fourth quarter, resulting in a safety.
- S Jaylen Reed picked off a pass in the second quarter and returned it 17 yards. It was his first career interception.
- Reed notched a solo tackle for loss in the second quarter among his career-high eight tackles.
- K Alex Felkins drilled a 50-yard field goal to end the first half.
- Felkins owns 17 career makes from 40+ yards and four makes from 50+ yards.
- P Riley Thompson had four punts of 50+ yards, including boots of 51, 50, 50, and 54 yards. He averaged 49.0 yards on six punts for the game.
- Thompson had two punts land inside the 10.
- KR Nicholas Singleton had a 50-yard kick return in the second quarter. It was his 13th career kick return of 20+ yards.

INDIVIDUAL STATISTICS

RUSHING (ATT-YDS-TD)

Indiana-Henderson, Josh 12-57; Howland, Trent 9-31; Sorsby, Brendan 12 (-3); Lucas, Jaylin 1 (-5).
Penn State-Allen, Kaytron 18-81; Singleton, Nicholas 15-50-1; Allar, Drew 8-5; Pribula, Beau 1-3; TEAM 1 (-7).

PASSING (CMP-ATT-TD-INT-YDS)

Indiana-Sorsby, Brendan 13-19-3-1-269.
Penn State-Allar, Drew 20-31-3-1-210.

TOP RECEIVERS (REC-YDS-TD)

Indiana-McCulley, Donaven 4-96-1; Carter, Dequece 3-104-1; Cooper Jr., Omar 3-52-1; Archer, Bradley 1-10; Williams, E.J. 1-5; Howland, Trent 1-2.

Penn State-Lambert-Smith, KeAndre 6-96-1; Singleton, Nicholas 5-31; Warren, Tyler 2-25; Johnson, Theo 2-21-1; Cephas, Dante 3-15; Allen, Kaytron 2-13; Dinkins, Khalil 1-9-1.

TOP TACKLERS (UA-A-T)

Indiana-Casey, Aaron 7-3-10; Moore, Louis 7-3-10; Carter, Andre 5-3-8; Toomer, Nicolas 4-1-5; Jones, Anthony 3-2-5; Jackson, Myles 3-1-4; Mangum-Farrar, Jacob 3-1-4; Burris Jr., Marcus 2-2-4; Carr, Lanell 3-0-3; Sharpe, Jamari 2-0-2; Grier, Jordan 2-0-2.

Penn State-Reed, Jaylen 7-1-8; Dennis-Sutton, Dani 4-2-6; King, Kobe 2-3-5; Carter, Abdul 1-4-5; Dixon, Johnny 2-2-4; King, Kalen 3-0-3; Winston Jr., Kevin 2-1-3; Fisher, Zuriah 2-1-3; Izzard, Coziah 2-0-2; Elsdon, Tyler 2-0-2; Isaac, Adisa 1-1-2; Durant, Zane 1-1-2.



51

GAME 9
PENN STATE VS. MARYLAND

15



SECU STADIUM | FOX | 11/4/23 | 51,802



GAME RECAP

COLLEGE PARK, Md. – No. 11/9/9 Penn State put together another outstanding complimentary performance as it earned a 51-15 win over Maryland on Saturday. Excellent play on both sides of the ball led the Nittany Lions to their fifth Big Ten win of the season.

Quarterback Drew Allar tied his career high with four touchdown passes in the game, highlighting a performance in which he completed 25-of-34 passes for 240 yards. Dante Cephas caught two of Allar's four touchdowns as the senior wideout produced his first multi-score game in a Penn State uniform. KeAndre Lambert-Smith caught eight passes for 95 yards, leading the team in both categories. Allar's other two scores went to his tight ends, Theo Johnson and Tyler Warren.

On the ground, Kaytron Allen averaged 6.5 yards per carry on 14 totes, picking up 91 yards and a touchdown.

Penn State's defense dominated the line of scrimmage, holding the Terrapins to -49 rushing yards in the game. The unit picked up six sacks and 12 tackles for loss in its stellar outing. True freshman linebacker Tony Rojas had a hand in two of Penn State's four takeaways in the game, registering a forced fumble and an interception in the fourth quarter. Abdul Carter led Penn State with six total tackles and added a sack and a pass breakup to his final line. In total, 22 different Nittany Lions recorded tackles in the game, with 12 recording tackles for loss, and six posting sacks.

HOW IT HAPPENED

On Penn State's first possession, Allar led his group down the field for a touchdown on eight plays, capping off the drive with a six-yard touchdown pass to Cephas.

Penn State was able to go up 14-0 as the Nittany Lions marched 79 yards on eight plays and scored on a 2-yard toss from Allar to Theo Johnson.

Maryland scored its first touchdown of the day with 7:59 remaining in the second quarter, cutting the Penn State lead to 14-7 on a 13-play, 75-yard drive. The Nittany Lions answered immediately, constructing their own 12-play, 75-yard touchdown drive on their next possession. Allar capped off the opportunity with an 8-yard touchdown pass to Tyler Warren.

Penn State got on the board first in the second half with a field goal on its first trip down the field as Alex Felkins knocked a 30-yarder through the uprights.

Allar threw his fourth touchdown of the day at the tail end of a 13-play, 88-yard drive to increase Penn State's lead to 31-7. Cephas caught the 15-yard strike from Allar.

Maryland tacked on its second touchdown of the day, another Taulia Tagovailoa passing score, with 11:27 remaining in the game. The Terrapins converted a two-point conversion on the score, reducing the Penn State lead to 31-15.

Thanks to a 51-yard kick return by Singleton, the Penn State offense began its drive inside Maryland territory once again. The Nittany Lions wasted no time scoring, as Allen added to his outstanding day on the ground with a 10-yard touchdown run.

A pair of Felkins field goals and a rushing score by Beau Pribula gave Penn State 16 additional points on its possessions following three-straight Maryland turnovers.

Notes

- Penn State is now 43-3-1 in the all-time series against Maryland, including 16-1 in road matchups.
- The Nittany Lions have won 12 of the last 14 games in the series.
- Under head coach James Franklin, Penn State has averaged a 24.8 margin of victory in 10 matchups.
- In road games against Maryland in the James Franklin era, Penn State has averaged a 43.75 margin of victory in four contests.
- Penn State limited Maryland to -49 rushing yards. Since 1947, the -49 rushing yards are the second-lowest allowed by a Penn State defense.
- The -49 rushing yards allowed are the fewest by an FBS team in a game this season. The previous low was Stanford allowing -5 rushing yards against Hawaii.
- Since 2013, Penn State is one of four FBS teams that have allowed -49 or fewer rushing yards in a game joining San Diego State (-66 vs. Middle Tennessee State, 12/24/22), Michigan State (-73 vs. Tulsa, 8/30/19) and Arizona State (-52 vs. Washington State, 10/22/16).
- Through nine games, Penn State has not allowed a point in the third quarter (97-0 advantage).
- Penn State scored 51 points, marking the third time this season the Nittany Lions have posted 50+ points and the fourth time PSU has scored 40+ points.
- TE Theo Johnson and TE Tyler Warren both had touchdown grabs in the first half. It marked the fourth game this season that Penn State had multiple tight ends with touchdown receptions in a game.
- WR Dante Cephas recorded six catches for 53 receiving yards and two touchdowns. It was his second career game with multiple touchdown receptions and first at Penn State.
- Penn State held Maryland to 234 total yards. The 234 total yards are Maryland's lowest this season.
- Penn State notched 12 tackles for loss and six sacks.
- The Nittany Lions forced a takeaway in the first quarter on a fumble forced by DE Adisa Isaac and recovered by DT Zane Durant.
- Penn State forced three takeaways in the fourth quarter. The three takeaways came in a span of four plays.
- LB Dominic DeLuca and LB Tony Rojas recorded interceptions, while Rojas forced a fumble on a strip-sack, which was recovered by DT Jordan van den Berg.
- K Alex Felkins hit three field goals on the day. He also converted all six extra-point attempts for a total of 15 points.

SCORING SUMMARY

	1	2	3	4	OT	F
PSU	14	7	3	27	-	51
UMD	0	7	0	8	-	15

1st	8:41	PSU	8-44/3:45/7-0
		Cephas, Dante 6 yd pass from Allar, Drew (Felkins kick)	
	0:02	PSU	8-79/3:58/14-0
		Johnson, Theo 2 yd pass from Allar, Drew (Felkins kick)	
2nd	7:59	UMD	13-75/7:03/14-7
		Hemby, Roman 7 yd pass from Tagovailoa, Taulia (Howes kick)	
	2:34	PSU	12-75/5:25/21-7
		Warren, Tyler 8 yd pass from Allar, Drew (Felkins kick)	
3rd	9:26	PSU	11-70/5:30/24-7
		Felkins, Alex 30 yd field goal	
4th	13:55	PSU	13-88/6:15/31-7
		Cephas, Dante 15 yd pass from Allar, Drew (Felkins kick)	
	11:27	UMD	7-75/2:28/31-15
		Jones, Jashaun 1 yd pass from Tagovailoa, Taulia (Littleton rush)	
	9:14	PSU	5-41/2:03/38-15
		Allen, Kaytron 10 yd rush (Felkins kick)	
	7:38	PSU	4-2/1:26/41-15
		Felkins, Alex 35 yd field goal	
	2:51	PSU	8-4/4:41/44-15
		Felkins, Alex 39 yd field goal	
	1:25	PSU	3-12/0:47/51-15
		Pribula, Beau 6 yd rush (Felkins kick)	

TEAM STATS

	PSU	UMD
First Downs	25	15
Rushing Yards	158	-49
Passing Yards	246	283
Passing (C-A-Int)	26-39-0	31-42-2
Total Offense	404	234
Plays	76	58
Fumbles (#-Lost)	0-0	2-2
Penalties (#-Yards)	7-76	4-45
Possession Time	37:14	22:46
3rd-Down Conv.	7-15	4-12
Red Zone	9-9	2-2
Touchdowns	6	2
Field goals	3	0

OTHER

Time of Game		3:31
Penn State	8-1, 5-1 Big Ten	
Maryland	5-4, 2-4 Big Ten	

INDIVIDUAL STATISTICS

RUSHING (ATT-YDS-TD)

Penn State-Allen, Kaytron 14-91-1; Allar, Drew 4-39; Singleton, Nicholas 8-20; Pribula, Beau 9-12-2; Smith, Tank 1-1; TEAM 1-(-5). Maryland-Edwards Jr., Billy 1-4; Hemby, Roman 5-0; Littleton II, Antwan 1-(-3); McDonald, Colby 1-(-3); Tagovailoa, Taulia 8-(-47).

PASSING (CMP-ATT-TD-INT-YDS)

Penn State-Allar, Drew 25-34-4-0-240; Pribula, Beau 1-4-0-0-6; Lambert-Smith, KeAndre 0-1-0-0-0. Maryland-Tagovailoa, Taulia 29-39-2-1-286; Edwards Jr., Billy 2-3-0-1-(-3).

TOP RECEIVERS (REC-YDS-TD)

Penn State-Lambert-Smith, KeAndre 8-95; Cephas, Dante 6-53-2; Warren, Tyler 4-51-1; Johnson, Theo 4-19-; Dinkins, Khalil 1-16; Potts, Trey 1-6; Evans, Omari 1-5; Allen, Kaytron 1-1. Maryland-Dyches, Corey 8-60; Smith Jr., Octavian 5-31; Felton, Tai 4-75; Jones, Jashaun 4-25-1; Prather, Kaden 3-58; Howard, Preston 2-16; Hemby, Roman 2-10; Knotts, Shaleak 1-5; McDonald, Colby 1-3; Smith Jr., Robert 1-0.

TOP TACKLERS (UA-A-T)

Penn State-Carter, Abdul 4-2-6; King, Kalen 4-1-5; Winston Jr., Kevin 4-1-5; Dennis-Sutton, Dani 2-1-3; Jacobs, Curtis 2-1-3; Reed, Jaylen 2-1-3; Isaac, Adisa 2-1-3; King, Kobe 1-2-3; Dixon, Johnny 2-0-2; Wylie, Keon 2-0-2; Fisher, Zuriah 1-1-2; Miller, Cam 1-1-2; Ellies, Dvon 0-2-2. Maryland-Miller, Glendon 7-1-8; Wyatt, Kellan 5-2-7; Hyppolite II, Ruben 3-1-4; Phillips, Jordan 3-1-4; Still, Tarheeb 3-1-4; Trader Jr., Dante 3-0-3; Brown, Donnell 3-0-3; Brade, Beau 3-0-3; Sheppard, Jaquan 3-0-3; Akingbesote, Tommy 2-1-3; Colbert, Tre'Darius 1-2-3.



15

GAME 10
PENN STATE VS. MICHIGAN

24 M

BEAVER STADIUM | FOX | 11/11/23 | 110,856



SCORING SUMMARY

	1	2	3	4	OT	F
MICH	0	14	3	7	-	24
PSU	3	6	0	6	-	15

1st	2:17	PSU	Felkins, Alex 20 yd field goal	13-66/6:24/3-0
2nd	11:56	MICH	Corum, Blake 3 yd rush (Turner kick)	9-75/5:21/3-7
	6:07	MICH	Edwards, Donovan 22 yd rush (Turner kick)	6-78/3:37/3-14
	0:29	PSU	Allar, Drew 11 yd rush (Pass failed)	10-75/5:38/9-14
3rd	3:36	MICH	Turner, James 22 yd field goal	13-45/8:04/9-17
4th	4:15	MICH	Corum, Blake 30 yd rush (Turner kick)	1-30/0:06/9-24
	1:59	PSU	Johnson, Theo 8 yd pass from Allar, Drew (Pass failed)	8-75/2:16/15-24

TEAM STATS

	MICH	PSU
First Downs	15	17
Rushing Yards	227	164
Passing Yards	60	74
Passing (C-A-Int)	7-8-0	11-23-0
Total Offense	287	238
Plays	54	58
Fumbles (#-Lost)	1-0	1-1
Penalties (#-Yards)	6-50	5-33
Possession Time	33:12	26:48
3rd-Down Conv.	6-13	4-14
Red Zone	2-2	3-3
Touchdowns	3	2
Field Goals	1	1

OTHER

Time of Game	3:11
Michigan	10-0, 7-0 Big Ten
Penn State	8-2, 5-2 Big Ten

GAME RECAP

UNIVERSITY PARK, Pa. – No. 10/9/9 Penn State fell to No. 3/2/2 Michigan, 24-15, on Saturday afternoon in Beaver Stadium.

The Nittany Lion defense allowed just 24 points on 287 total yards. Michigan quarterback J.J. McCarthy was held to 60 passing yards and was sacked once by Dani Dennis-Sutton. In total, the Nittany Lions registered seven tackles for loss, keeping the Blue & White within striking distance throughout the contest. Defensive end Adisa Isaac led the way with six total tackles, including three tackles for loss.

Penn State quarterback Drew Allar had a hand in both Nittany Lion touchdowns on the afternoon. Allar's 11-yard touchdown run, which happened moments after he caught a pass on fourth down earlier in the drive from running back Kaytron Allen, was Penn State's first touchdown of the day. Allar also threw a touchdown pass to tight end Theo Johnson late in the fourth quarter as the Nittany Lions attempted a comeback.

Tight end Tyler Warren led the way among Nittany Lion pass catchers with two receptions for 25 yards. Fellow tight end Theo Johnson caught the lone receiving touchdown for the Nittany Lions on the afternoon, booking two receptions for 10 yards.

On the ground, Kaytron Allen led the way carrying the ball 12 times for 72 yards. Nicholas Singleton also contributed 43 rushing yards on 13 carries.

Penn State welcomed a crowd of 110,856 fans to Beaver Stadium, the largest crowd of the 2023 season and second-largest attendance in the venue's storied history. PSU recorded its third instance of at least 110,700 fans packing Beaver Stadium this season.

HOW IT HAPPENED

With a little over two minutes remaining in the opening quarter, Penn State got on the board first with a 20-yard field goal by Alex Felkins. The kick was the culmination of a 13-play, 66-yard drive that took 6:24 off the clock and gave the Nittany Lions a 3-0 lead.

Michigan took a 7-3 lead on a three-yard rushing score by Blake Corum at the 11:56 mark of the second quarter. The Wolverines went 75 yards on nine plays for the score.

A 22-yard rushing touchdown by Donovan Edwards put the Wolverines up 14-3 with 6:07 left to play in the first half.

A pair of fourth down conversions led to the Nittany Lions' first touchdown of the day, an 11-yard scamper by Allar. The Nittany Lions could not convert their two-point conversion attempt, so the score remained 14-9 Wolverines. Penn State's drive went 75 yards on 10 plays, with Allar punching the ball into the end zone at the tail end of the half. Penn State entered the break trailing by five.

Michigan picked up a Penn State fumble on the first possession of the second half and converted a 22-yard field goal on its ensuing drive to increase its lead to 17-9.

The Wolverines' final score of the afternoon was a 30-yard run by Corum that put them ahead 24-9 with 4:15 to go in the fourth quarter. The Nittany Lions answered with an 8-yard touchdown pass to Theo Johnson (failed two-point try), but were not able to complete the comeback, as they fell 24-15.

INDIVIDUAL STATISTICS

RUSHING (ATT-YDS-TD)

Michigan-Corum, Blake 26-145-2; Edwards, Donovan 10-52-1; McCarthy, J.J. 8-34; TEAM 2-(-4).

Penn State-Allen, Kaytron 12-72-0; Allar, Drew 10-49-1; Singleton, Nicholas 13-43.

PASSING (CMP-ATT-TD-INT-YDS)

Michigan-McCarthy, J.J. 7-8-0-0-60.

Penn State-Allar, Drew 10-22-1-0-70; Allen, Kaytron 1-1-0-0-4.

Notes

- Penn State is now 10-17 all-time against Michigan, including 6-8 in games at Beaver Stadium.
- The Nittany Lions welcomed 110,856 fans. It is the second-largest crowd in Beaver Stadium history. This season, Penn State has recorded attendances numbers of 110,747 (vs. West Virginia), 110,830 (vs. Iowa) and 110,856 (vs. Michigan).
- The Nittany Lions allowed 227 rushing yards. Penn State snapped a streak of eight-straight opponents under 100 rushing yards, dating back to the Delaware game. It was the longest active streak in the nation.
- On Penn State's field goal drive in the first quarter, the Nittany Lions became Michigan's first opponent this season to run a play from inside the Michigan 10.
- TE Theo Johnson's fourth-quarter touchdown catch gives Penn State 13 receiving touchdowns by tight ends this season, most among FBS teams.
- Michigan's field goal in the third quarter marked the first points allowed by the Nittany Lions this season in the third quarter.
- Penn State held Michigan to 60 passing yards, tied for the 10th lowest in the James Franklin era and the fourth time this season holding an opponent to 60 or fewer passing yards.
- Penn State held Michigan to seven completions, marking the fifth time holding an opponent under 10 completions since 2022.
- The Nittany Lions held Michigan to 287 total yards of offense.
- S Kevin Winston Jr. tallied a career-high 12 tackles.
- DE Adisa Isaac set a career high with six tackles and notched three tackles for loss.
- The senior earned his seventh career game with multiple tackles for loss.
- DE Dani Dennis-Sutton tied a career high with two tackles for loss, including a solo sack.
- LB Kobe King recorded a career-best nine tackles (6 solo).
- LB Curtis Jacobs finished the game with seven tackles and 1.5 tackles for loss.
- P Riley Thompson averaged 49.0 yards per punt on five punts, tying his season-best average.
- The Australia native booted three punts of 50+ yards, a 50-yard punt in the second quarter, a 51-yard punt in the third quarter that was downed at the Michigan 3-yard line, and a 56-yard boot in the fourth quarter.

TOP RECEIVERS (REC-YDS-TD)

Michigan-Johnson, Cornelius 2-24; Morgan, Semaj 2-17; Loveland, Colston 2-7; Barner, AJ 1-12.

Penn State-Warren, Tyler 2-25; Cephas, Dante 2-11; Johnson, Theo 2-10-1; Saunders, Kaden 1-13; Lambert-Smith, KeAndre 1-6; Singleton, Nicholas 1-6; Allar, Drew 1-4; Meiga, Malick 1-(-1).

TOP TACKLERS (UA-A-T)

Michigan-Paige, Makari 3-3-6; Moore, Rod 2-4-6; Barrett, Michael 4-1-5; Harrell, Jaylen 3-2-5; Grant, Kenneth 4-0-4; Goode, Cam 3-0-3; Benny, Rayshaun 3-0-3; Colson, Junior 1-2-3; Stewart, Josiah 2-0-2; Moore, Derrick 1-1-2; Johnson, Will 1-1-2; Graham, Mason 1-1-2; Jenkins, Kris 1-1-2.

Penn State-Winston Jr., Kevin 5-7-12; King, Kobe 6-3-9; Jacobs, Curtis 3-4-7; Isaac, Adisa 4-2-6; Reed, Jaylen 3-3-6; Ellies, Dvon 3-1-4; Dennis-Sutton, Dani 3-0-3; Carter, Abdul 2-1-3; DeLuca, Dominic 2-0-2; Dixon, Johnny 1-1-2; Elsdon, Tyler 1-1-2; King, Kalen 1-1-2; Duzansky, Tyler 1-1-2.



27

GAME 11
PENN STATE VS. RUTGERS

6 R

BEAVER STADIUM | FS1 | 11/18/23 | 105,114



SCORING SUMMARY

	1	2	3	4	OT	F
RU	3	3	0	0	-	6
PSU	0	10	3	14	-	27

1st	4:43	RU	Patel, Jai 35 yd field goal	14-61/9:01/0-3
2nd	11:36	PSU	Allen, Kaytron 2 yd rush (Felkins kick)	15-75/8:00/7-3
	8:44	PSU	Felkins, Alex 21 yd field goal	5-28/2:05/10-3
	0:00	RU	Patel, Jai 28 yd field goal	8-49/1:52/10-6
3rd	5:32	PSU	Felkins, Alex 48 yd field goal	4-9/2:15/13-6
4th	14:14	PSU	Allen, Kaytron 3 yd rush (Felkins kick)	5-42/2:04/20-6
	3:36	PSU	Pribula, Beau 1 yd rush (Felkins kick)	8-73/4:51/27-6

TEAM STATS

	RU	PSU
First Downs	13	16
Rushing Yards	99	234
Passing Yards	130	88
Passing (C-A-Int)	10-16-1	7-14-0
Total Offense	229	322
Plays	58	53
Fumbles (#-Lost)	3-2	2-1
Penalties (#-Yards)	6-48	1-2
Possession Time	32:00	28:00
3rd-Down Conv.	4-13	4-9
Red Zone	0-2	3-5
Touchdowns	0	3
Field Goals	2	2

OTHER

Time of Game	3:17
Rutgers	6-5, 3-5 Big Ten
Penn State	9-2, 6-2 Big Ten

GAME RECAP

UNIVERSITY PARK, Pa. — No. 12 Penn State put together a balanced effort on offense and defense to earn a dominant 27-6 win over Rutgers on Senior Day. All of Penn State's touchdowns came on the ground as the offense combined for 234 rushing yards.

Quarterback Beau Pribula led the charge on the ground for Penn State securing the final touchdown of the game and running for a career-high 71 yards on eight carries. Running back Kaytron Allen complemented Pribula in the backfield posting 69 yards on 16 carries to average 4.3 yards per carry. He also picked up two rushing touchdowns.

On defense, the Nittany Lions continued to dominate, holding the Scarlet Knights to just six points. Penn State produced three sacks and seven tackles for loss.

Penn State won the turnover battle as well. Defensive end Deni Dennis-Sutton recovered a Scarlet Knights handoff in the second quarter to set the Nittany Lions up in Rutgers territory and tack on a field goal. In the third quarter, Penn State defensive end Chop Robinson stripped Rutgers quarterback Gavin Wimsatt, then recovered the ball to turn the momentum in the Nittany Lions favor. The final takeaway was a Kevin Winston Jr. interception to stall a Rutgers fourth quarter drive. In total, the Nittany Lions scored 17 points off of three Scarlet Knights turnovers.

HOW IT HAPPENED

After stopping the Nittany Lions on the opening possession of the game, Rutgers finished a 14-play, 61-yard drive with a 35-yard field goal by Jai Patel. The drive covered 9:01.

The Nittany Lions answered with a touchdown drive as Allen punched in a 2-yard run. The 75-yard drive was highlighted by a 15-yard completion from Drew Allar to Liam Clifford and an 11-yard run by Allar. Allen tallied seven carries on the drive, including the 2-yard score. Penn State led 7-3 with 11:36 to go in the first half.

On Rutgers' ensuing drive, the Scarlet Knights fumbled the ball on a run behind the line of scrimmage as Dennis-Sutton jumped on the ball for his first career fumble recovery. The Nittany Lions took over at the Rutgers 32.

Allar connected with Tyler Warren on a 23-yard pass to start the PSU drive and a 6-yard run by Nicholas Singleton setup Penn State inside the 5. The Nittany Lions settled for a 21-yard field goal by Alex Felkins to push the lead to 10-6 at the 8:44 mark.

Rutgers closed the half with a 28-yard field goal by Patel. Penn State led 10-6 at the break.

After forcing a Rutgers three-and-out in the third quarter, the Nittany Lions added three points on a 48-yard boot by Felkins to extend their lead to 13-6.

On the following Rutgers drive, Chop Robinson burst behind the line for a strip-sack and recovered the fumble at the Rutgers 42.

An 11-yard run by Pribula and a 21-yard rush by Allen setup Penn State at the Rutgers 6. Two plays later, Allen scored on a 3-yard run to put PSU ahead, 20-6.

The Nittany Lions added their final score later in the fourth quarter as Pribula found the end zone on a 1-yard rush. Singleton had runs of 20, 9 and 12 yards on the drive.

INDIVIDUAL STATISTICS

RUSHING (ATT-YDS-TD)

Rutgers-Monangai, Kyle 16-39; Wimsatt, Gavin 17-31; Brown V, Samuel 6-24; Young, Aaron 1-7; Benjamin, Ja'Shon 2-(-2).
Penn State-Pribula, Beau 8-71-1; Allen, Kaytron 16-69-2; Singleton, Nicholas 11-61; Allar, Drew 3-28; Potts, Trey 1-5.

PASSING (CMP-ATT-TD-INT-YDS)

Rutgers-Wimsatt, Gavin 10-16-0-1-130.
Penn State-Allar, Drew 6-13-0-0-79; Pribula, Beau 1-1-0-0-9.

Notes

- Penn State is now 32-2 all-time against Rutgers, including 18-2 in home games.
- The Nittany Lions have won each of the last 17 matchups.
- Penn State averaged 108,409 fans in seven home games in 2023, which is the second-highest single-season average attendance in Beaver Stadium history and is the highest since record 108,917 average in 2007.
- Penn State was 4-for-5 in the red zone on the day, making them 52-for-55 in the red zone for the season (94.5%).
- QB Beau Pribula finished the game with a career-high 71 rushing yards and scored on a 1-yard run in the fourth quarter.
- RB Kaytron Allen registered his third career game with multiple rushing touchdowns.
- The defense kept Rutgers out of the end zone for the fifth-straight game at Beaver Stadium. The Scarlet Knights have not scored a touchdown at Beaver Stadium since joining the Big Ten in 2014, and last scored a TD in Beaver Stadium in 1994.
- Penn State has outscored its opponents 100-3 in the third quarter this season, including 3-0 against the Scarlet Knights.
- The Nittany Lions forced three takeaways, including a fumble recovery by DE Dani Dennis-Sutton, a strip-sack and recovery by DE Chop Robinson and an interception by S Kevin Winston Jr.
- DE Chop Robinson recorded a strip-sack in the third quarter and recovered the fumble. Robinson collected his third career forced fumble and second career fumble recovery.
- S Kevin Winston Jr. picked off a pass in the fourth quarter for his first career interception.
- CB Johnny Dixon registered a solo sack in the third quarter. It was his fourth sack this season. He leads all FBS cornerbacks in sacks. He also forced a fumble in the second quarter.
- LB Kobe King recorded a career-high 10 tackles.
- DE Dani Dennis-Sutton recovered a fumble in the second quarter. It was his first career fumble recovery.
- K Alex Felkins booted a 48-yard field goal in the third quarter, his 18th career make from 40+ yards.
- Felkins also hit a 21-yard field goal in the second quarter.
- P Riley Thompson blasted a 56-yard punt in the second quarter and averaged 52 yards on two punts.

TOP RECEIVERS (REC-YDS-TD)

Rutgers-Washington, Isaiah 5-55; Strong, Ian 2-34; Dremel, Christian 2-25; Jackson, JaQuae 1-16.
Penn State-Warren, Tyler 2-32; Johnson, Theo 2-10; Evans, Omari 1-25; Clifford, Liam 1-15; Allen, Kaytron 1-6.

TOP TACKLERS (UA-A-T)

Rutgers-Jennings, Deion 5-3-8; Loyal, Shaquan 4-3-7; Dixon, Flip 6-0-6; Igbinosun, Desmond 2-4-6; Toure, Mohamed 3-2-5; Bailey, Wesley 2-3-5; Iton, Isaiah 1-4-5; Lewis, Aaron 1-2-3; Hamilton, Kyonte 0-3-3; Longerbeam, Robert 0-2-2.
Penn State-King, Kobe 5-5-10; Winston Jr., Kevin 4-2-6; Robinson, Chop 5-0-5; Elsdon, Tyler 3-2-5; Carter, Abdul 2-3-5; Rojas, Tony 1-3-4; Dixon, Johnny 3-0-3; Reed, Jaylen 3-0-3; Ellies, Dvon 1-2-3; van den Berg, Jordan 1-2-3; Izzard, Coziah 1-2-3; Beamon, Hakeem 2-0-2; Lyons, Jameal 0-2-2.



42

GAME 12
PENN STATE VS. MICHIGAN STATE

0



FORD FIELD | NBC | 11/24/23 | 51,927



SCORING SUMMARY

	1	2	3	4	OT	F
PSU	3	10	15	14	-	42
MSU	0	0	0	0	-	0

1st	9:50	PSU	10-43/5:10/3-0
		Felkins, Alex 49 yd field goal	
2nd	12:11	PSU	8-71/4:24/6-0
		Felkins, Alex 30 yd field goal	
	4:51	PSU	10-64/5:25/13-0
		Allen, Kaytron 2 yd pass from Allar, Drew (Felkins kick)	
3rd	10:13	PSU	7-51/3:17/21-0
		Warren, Tyler 8 yd pass from Pribula, Beau (Pass-Allar to Lambert-Smith)	
	4:13	PSU	6-74/3:01/28-0
		Pribula, Beau 2 yd rush (Felkins kick)	
4th	12:29	PSU	3-28/1:43/35-0
		Johnson, Theo 21 yd pass from Allar, Drew (Felkins kick)	
	7:58	PSU	4-58/2:11/42-0
		Singleton, Nicholas 14 yd rush (Sahaydak kick)	

TEAM STATS

	PSU	MSU
First Downs	23	5
Rushing Yards	283	-35
Passing Yards	303	88
Passing (C-A-Int)	19-28-0	12-20-1
Total Offense	586	53
Plays	67	47
Fumbles (#-Lost)	0-0	0-0
Penalties (#-Yards)	4-30	6-30
Possession Time	35:50	24:10
3rd-Down Conv.	4-11	2-13
Red Zone	6-6	0-0
Touchdowns	6	0
Field goals	0	0

OTHER

Time of Game	3:06
Penn State	10-2, 7-2 Big Ten
Michigan State	4-8, 2-7 Big Ten

GAME RECAP

DETROIT, Mich. — No. 11 Penn State dominated Michigan State in the Land Grant Trophy game, out-gaining the Spartans 586 to 53 en route to a 42-0 shutout victory.

It was the combination of outstanding offense and stifling defense that led the Nittany Lions to the win in their first Black Friday matchup since the 1982 season. Penn State produced 10 20-plus yard plays on offense and held Michigan State to -35 rushing yards on defense in the outstanding complimentary win.

Quarterback Drew Allar led the Nittany Lion offense in its dominant performance, going 17-26 for 292 yards and a pair of touchdowns. Allar tossed two 50-plus yard passes. In relief of Allar, Beau Pribula recorded both a rushing and a passing touchdown in the game.

Penn State's running back duo shined against the Spartans. Kaytron Allen posted a career-best 137 rushing yards on just 15 carries and added a receiving touchdown to his final line. Nicholas Singleton toted the ball 18 times, gaining 118 yards on the ground, including a 14-yard touchdown run. The Shillington, Pa. native also led Penn State's receiving corps with 68 yards.

Defensively, the Nittany Lions recorded their third shutout win of the season, punishing the Spartans behind the line of scrimmage, with 12 tackles for loss in the game, including seven sacks, and yielding -35 rushing yards. Adisa Isaac led the Nittany Lions with seven total tackles.

HOW IT HAPPENED

The Nittany Lions got on the board on their opening drive on a 49-yard field goal by Alex Felkins.

A 53-yard catch-and-run by Singleton had the Nittany Lions rolling two drives later, as they went 71 yards on the eight-play trip down the field and tacked on another field goal.

Penn State scored its first touchdown on the day on its next drive as Allar found Allen on a two-yard touchdown pass with 4:51 to play in the opening half. The Nittany Lions drove 64 yards on 10 plays before Allar threw his 21st touchdown pass of the season to put the Nittany Lions up 13-0. Penn State would take its 13-point lead into the locker room.

An 8-yard touchdown pass by Pribula to Tyler Warren extended the Penn State lead at the 10:13 mark of the third quarter. The Nittany Lions converted a two-point conversion with a pass from Allar to Lambert-Smith to go up 21-0 on the Spartans.

Penn State scored once again, this time on a drive sparked by a 60-yard pass from Allar to Omari Evans. Evans was tripped up at the Michigan State two-yard line on his long reception, but a rushing touchdown by Pribula capped off the Nittany Lions' six-play, 74-yard scoring drive. Penn State established its 28-0 advantage at the 4:13 mark of the third quarter.

Early in the fourth quarter, Allar tacked on another touchdown to his line, this time a 21-yard strike to Theo Johnson with 12:29 left to play. On the heels of a 38-yard punt return by Daequan Hardy, the Nittany Lions needed to go just 28 yards to find the end zone.

A 14-yard rushing score by Singleton put Penn State up 42-0 with 7:58 to play. The Nittany Lions would hold on and complete the shutout, 42-0.

INDIVIDUAL STATISTICS

RUSHING (ATT-YDS-TD)

Penn State—Allar, Kaytron 15-137; Singleton, Nicholas 18-118-1; Potts, Trey 2-33; Pribula, Beau 1-2-1; Allar, Drew 3(-7).
Michigan State—Carter, Nate 8-39; Mangham, Jaren 4-6; Primm, Davion 3-1; Joiner, Harold 1(-1); Schorffhaar, Andrew 1(-7); Brown, Alante 2(-11); Houser, Katin 7(-41); TEAM 1(-21).

PASSING (CMP-ATT-TD-INT-YDS)

Penn State—Allar, Drew 17-26-2-0-292; Pribula, Beau 2-2-1-0-11.
Michigan State—Houser, Katin 11-19-0-1-87; Schorffhaar, Andrew 1-1-0-0-1.

Notes

- The Nittany Lions are 18-10 in Land Grant Trophy games.
- Penn State played its first ever game in Ford Field.
- The Nittany Lions are 47-14-2 all-time when playing in an NFL stadium, including 33-5-2 in regular season games.
- Penn State earned its first ever shutout against the Spartans.
- The Nittany Lions had two shutouts against Big Ten opponents (31-0 vs. Iowa; 42-0 at Michigan State) for the first time since 2021 (24-0 vs. Indiana; 28-0 vs. Rutgers).
- Penn State earned its third shutout this season (31-0 vs. Iowa; 63-0 vs. UMass; 42-0 at Michigan State).
- Penn State posted three shutouts in a season for the first time since 1978 (19-0 at Ohio State; 58-0 vs. TCU; 30-0 at Kentucky).
- Penn State has reached 10 wins in a season for the 26th time in program history and 10 regular season wins for the 21st time in program history.
- Penn State had 10 offensive plays of 20+ yards in the game. Entering the game, Penn State's season high was five offensive plays of 20+ yards (against West Virginia and Rutgers).
- The 10 plays of 20+ yards included five passing and five rushing plays. Penn State had three plays of 50+ yards and four plays of 40+ yards.
- RB Kaytron Allen (137) and RB Nicholas Singleton (118) both went over 100 rushing yards. Penn State had two players with over 100 rushing yards in a game for the first time since 2019 against Rutgers (Will Levis, 108; Journey Brown, 103).
- Penn State held Michigan State to 53 total yards, marking the second time this season holding an opponent to 76 or fewer yards (76 vs. Iowa).
- Since 1947, the 53 total yards are Penn State's fourth-fewest allowed in a game (-47 vs. Syracuse, 1947; 25 vs. Temple, 1947; 43 vs. Pitt, 1947) and the fewest allowed in a game in the James Franklin era.
- Since 2000, Penn State and TCU (2017 vs. Jackson State and Kansas) are the only FBS schools to hold multiple opponents to 76 total yards or fewer in a single season. Penn State is the only team to do so against two conference opponents.
- Penn State limited Michigan State to -35 rushing yards. The Nittany Lions have held two opponents under -35 rushing yards this season (-49 at Maryland), the two-lowest single-game totals in the FBS this season.
- Since 2000, Penn State is the only FBS school to hold multiple opponents to -35 rushing yards or fewer in a single season.
- Since 1947, the -35 rushing yards are Penn State's third-fewest allowed in a game.
- Penn State held the Spartans to five first downs. Penn State has held three opponents to five or less first downs this season (5 vs. Delaware, 4 vs. Iowa).

TOP RECEIVERS (REC-YDS-TD)

Penn State—Johnson, Theo 4-59-1; Cephas, Dante 3-36; Allen, Kaytron 3-17-1; Singleton, Nicholas 2-68; Warren, Tyler 2-22-1; Evans, Omari 1-60; Lambert-Smith, KeAndre 1-22; Dinkins, Khalil 1-11; Potts, Trey, 1-5; Meiga, Malick 1-3.
Michigan State—Carr, Maliq 4-34; Foster Jr., Montorie 2-35; Fitzpatrick, Christian 2-15; Carter, Nate 2-1; Henry, Tyrell 1-2; Masunas, Michael 1-1.

TOP TACKLERS (UA-A-T)

Penn State—Isaac, Adisa 5-2-7; King, Kobe 3-2-5; Winston Jr., Kevin 2-2-4; Carter, Abdul 3-0-3; Reed, Jaylen 2-11-3; Miller, Cam 2-1-3; Jacobs, Curtis 1-2-3; DeLuca, Dominic 1-2-3; Wylie, Keon 0-0-2; Dixon, Johnny 1-1-2; Elsdon, Tyler 0-2-2.
Michigan State—Hall, Jordan 4-8-12; Grose, Angelo 5-5-10; Haladay, Cal 3-7-10; Mangham, Jaden 4-1-5; Brule, Aaron 1-4-5; Majeed, Khalil 1-4-5; Sami, Jalen 0-5-5; Alexander, Aaron 1-3-4; Kimbrough, Chester 2-1-3; Harmon, Derrick 0-3-3.

BOWL OPPONENTS

Ole Miss is the 33rd different opponent that Penn State has faced in a bowl game.

USC.....	4
Alabama.....	3
Florida.....	3
Florida State.....	3
Tennessee.....	3
Auburn.....	2
Georgia.....	2
Kentucky.....	2
LSU.....	2
Oklahoma.....	2
Oregon.....	2
Texas.....	2
Texas A&M.....	2
Washington.....	2
Arizona State.....	1
Arkansas.....	1
Baylor.....	1
Boston College.....	1
BYU.....	1
Clemson.....	1
Georgia Tech.....	1
Houston.....	1
Kansas.....	1
Memphis.....	1
Miami (Fla.).....	1
Missouri.....	1
Notre Dame.....	1
Ohio State.....	1
Ole Miss.....	1
SMU.....	1
Stanford.....	1
Tulane.....	1
Utah.....	1
TOTAL.....	53

BOWL DESTINATIONS

The Peach Bowl is one of 16 bowls that Penn State has appeared in at least one time. The Peach Bowl is one of five bowls that PSU has only appeared in once.

#	Bowl	Last
7	Fiesta	Dec. 30, 2017 vs. Washington
6	Citrus/Capital One	Jan. 1, 2019 vs. Kentucky
5	Orange	Jan. 3, 2006 vs. Florida State
	TaxSlayer Gator	Jan. 2, 2016 vs. Georgia
	Outback	Jan. 1, 2022 vs. Arkansas
	Rose	Jan. 2, 2023 vs. Utah
4	Cotton	Dec. 28, 2019 vs. Memphis
	Sugar	Jan. 1, 1983 vs. Georgia
3	Liberty	Dec. 22, 1979 vs. Tulane
2	Alamo	Dec. 29, 2007 vs. Texas A&M
	Blockbuster	Jan. 1, 1993 vs. Stanford
1	Aloha	Dec. 26, 1983 vs. Washington
	Holiday	Dec. 29, 1989 vs. BYU
	Peach	Dec. 30, 2023 vs. Ole Miss
	Pinstripe	Dec. 27, 2014 vs. Boston College
	TicketCity	Jan. 1, 2012 vs. Houston

Penn State will play its first ever bowl game in the state of Georgia. The Nittany Lions have now played bowl games in 10 different states.

#	State	Last
24	Florida	Outback - Jan. 1, 2022
7	Texas	Cotton - Dec. 28, 2019
	Arizona	Fiesta - Dec. 30, 2017
6	California	Rose - Jan. 2, 2022
4	Louisiana	Sugar - Jan. 1, 1983
2	Pennsylvania	Liberty - Dec. 17, 1960
1	Georgia	Peach - Dec. 30, 2023
	Hawaii	Aloha - Dec. 26, 1983
	New York	Pinstripe - Dec. 27, 2014
	Tennessee	Liberty - Dec. 22, 1979

NFL STADIUMS (BOWLS)

Date	Score	Bowl/Opponent	Site
Jan. 1, 1969	W, 15-14	Orange/Kansas	[1]
Jan. 1, 1970	W, 10-3	Orange/Missouri	[1]
Jan. 1, 1972	W, 30-6	Cotton/Texas	[2]
Dec. 31, 1972	L, 0-14	Sugar/Oklahoma	[3]
Jan. 1, 1974	W, 16-9	Orange/LSU	[1]
Dec. 31, 1975	L, 6-13	Sugar/Alabama	[4]
Jan. 1, 1979	L, 7-14	Sugar/Alabama	[4]
Jan. 1, 1983	W, 27-23	Sugar/Georgia	[4]
Jan. 1, 1986	L, 25-10	Orange/Oklahoma	[1]
Dec. 29, 1989	W, 50-39	Holiday/BYU	[5]
Dec. 28, 1990	L, 24-17	Blockbuster/Florida St.	[6]
Jan. 1, 1992	W, 42-17	Fiesta/Tennessee	[7]
Jan. 1, 1993	L, 3-24	Blockbuster/Stanford	[6]
Jan. 1, 1996	W, 43-14	Outback/Auburn	[8]
Jan. 1, 1997	W, 38-15	Fiesta/Texas	[7]
Jan. 1, 1999	W, 26-14	Outback/Kentucky	[9]
Jan. 3, 2006	W, 26-23	Orange/Florida State	[6]
Jan. 1, 2007	W, 20-10	Outback/Tennessee	[9]
Jan. 1, 2011	L, 24-37	Outback/Florida	[9]
Jan. 1, 2016	L, 17-24	TaxSlayer/Georgia	[10]
Dec. 30, 2017	W, 35-28	Fiesta/Washington	[11]
Dec. 28, 2019	W, 53-39	Cotton/Memphis	[12]
Jan. 1, 2022	L, 10-24	Outback/Arkansas	[9]
Dec. 30, 2023	--	Peach/Ole Miss	[13]

- [1] - Miami Orange Bowl; Miami, Fla.
- [2] - Cotton Bowl; Dallas, Texas
- [3] - Tulane Stadium; New Orleans, La.
- [4] - Louisiana/Mercedes-Benz Superdome; New Orleans, La.
- [5] - Qualcomm Stadium; San Diego, Calif.
- [6] - Joe Robbie/Dolphin/Sun Life/Hard Rock Stadium; Miami Gardens, Fla.
- [7] - Sun Devil Stadium; Tempe, Ariz.
- [8] - Tampa Stadium; Tampa, Fla.
- [9] - Raymond James Stadium; Tampa, Fla.
- [10] - EverBank/TIAA Bank Field; Jacksonville, Fla.
- [11] - University of Phoenix/State Farm Stadium; Glendale, Ariz.
- [12] - AT&T Stadium; Arlington, Texas
- [13] - Mercedes-Benz Stadium; Atlanta, Ga.



No. 2 Penn State knocked off No. 1 Georgia, 27-23, in the 1983 Sugar Bowl to earn its first National Championship.




Penn State outlasted Florida State in three overtimes for a thrilling 26-23 victory in the 2006 Orange Bowl.



Trace McSorley eclipsed 400 total yards to lead Penn State past Washington, 35-28, in the 2017 Playstation Fiesta Bowl.



Micah Parsons posted 14 tackles, three tackles for loss, two sacks and two fumbles to guide Penn State to a 53-39 win over Memphis in the 2019 Cotton Bowl.



Sean Clifford (right) threw for 279 yards and two touchdowns, earning Rose Bowl Offensive MVP honors after leading Penn State to a 35-21 win over Utah.



Penn State is set to make its first appearance in the Chick-fil-A Peach Bowl when it takes on Ole Miss on December 30 in Mercedes-Benz Stadium.

46 2023 PENN STATE FOOTBALL

BOWL HISTORY

BOWL APPEARANCES		BOWL VICTORIES		BOWL WINNING PERCENTAGE <i>(Min. 20 Appearances)</i>		
SCHOOL	BOWLS	SCHOOL	WINS	SCHOOL	RECORD	PCT.
Alabama	77	Alabama	45	Utah	17-8-0	68.0
Georgia	62	Georgia	37	Oklahoma State	21-12-0	63.6
Texas	59	USC	34	Georgia	37-21-3	63.1
Oklahoma	57	PENN STATE	31	USC	34-21-0	61.8
Tennessee	56	Oklahoma	31	Florida State	28-17-2	61.7
USC	56	Texas	31	Alabama	45-27-3	62.0
LSU	55	Tennessee	30	PENN STATE	31-19-2	61.5
Ohio State	55	Florida State	29	Ole Miss	24-15-0	61.5
Nebraska	53	LSU	29	Syracuse	16-10-1	61.1
PENN STATE	53	Clemson	26	Toledo	12-8-0	60.0
Michigan	51	Nebraska	26			
Clemson	50	Ohio State	26			
Florida	49	Georgia Tech	25			

BOWL APPEARANCES

1922 L	Rose: Jan. 1, 1923 USC 14, Penn State 3	1978 L	Sugar: Jan. 1, 1979 Alabama 14, Penn State 7	1995 W	Outback: Jan. 1, 1996 Penn State 43, Auburn 14 <i>MVP: Bobby Engram</i>	2016 L	Rose: Jan. 2, 2017 USC 52, Penn State 49
1947 T	Cotton: Jan. 1, 1948 Penn State 13, SMU 13	1979 W	Liberty: Dec. 22, 1979 Penn State 9, Tulane 6	1996 W	Fiesta: Jan. 1, 1997 Penn State 38, Texas 15 <i>Off. Player of the Game: Curtis Enis</i> <i>Def. Player of the Game: Brandon Noble</i>	2017 W	Fiesta: Dec. 30, 2017 Penn State 35, Washington 28 <i>Off. Player of the Game: Trace McSorley</i> <i>Def. Player of the Game: Marcus Allen</i>
1959 W	Liberty: Dec. 19, 1959 Penn State 7, Alabama 0 <i>Leftwich Memorial Trophy: Jay Huffman</i>	1980 W	Fiesta: Dec. 26, 1980 Penn State 31, Ohio State 19 <i>Outstanding Off. Player: Curt Warner</i> <i>Outstanding Def. Player: Frank Case</i> <i>Sportsmanship Award: Frank Case</i>	1997 L	Citrus: Jan. 1, 1998 Florida 21, Penn State 6 <i>Team Offensive MVP: Chris Eberly</i> <i>Team Defensive MVP: Brandon Short</i>	2018 L	Citrus: Jan. 1, 2019 Kentucky 27, Penn State 24
1960 W	Liberty: Dec. 17, 1960 Penn State 41, Oregon 12 <i>Leftwich Memorial Trophy: Dick Hoak</i>	1981 W	Fiesta: Jan. 1, 1982 Penn State 26, USC 10 <i>Outstanding Off. Player: Curt Warner</i> <i>Outstanding Def. Player: Leo Wisniewski</i>	1998 W	Outback: Jan. 1, 1999 Penn State 26, Kentucky 14 <i>MVP: Courtney Brown</i>	2019 W	Cotton: Dec. 28, 2019 Penn State 53, Memphis 39 <i>Outstanding Off. Player: Journey Brown</i> <i>Outstanding Def. Player: Micah Parsons</i>
1961 W	Gator: Dec. 30, 1961 Penn State 30, Georgia Tech 15 <i>Burkhalter Award: Galen Hall</i>	1982 W	Sugar: Jan. 1, 1983 Penn State 27, Georgia 23 <i>Outstanding Player: Todd Blackledge</i>	1999 W	Alamo: Dec. 28, 1999 Penn State 24, Texas A&M 0 <i>Offensive MVP: Rashard Casey</i> <i>Defensive MVP: LaVar Arrington</i>	2022 L	Outback: Jan. 1, 2022 Arkansas 24, Penn State 10
1962 L	Gator: Dec. 29, 1962 Florida 17, Penn State 7 <i>Miller Award: Dave Robinson</i>	1983 W	Aloha: Dec. 26, 1983 Penn State 13, Washington 10 <i>Outstanding Def. Player: George Reynolds</i>	2002 L	Capital One: Jan. 1, 2003 Auburn 13, Penn State 9 <i>Offensive MVP: Michael Robinson</i> <i>Defensive MVP: Anthony Adams</i>	2023 W	Rose: Jan. 2, 2023 Penn State 35, Utah 21 <i>Offensive MVP: Sean Clifford</i> <i>Defensive MVP: Ji'Airy Brown</i>
1967 T	Gator: Dec. 30, 1967 Penn State 17, Florida State 17 <i>Burkhalter Award: Tom Sherman</i>	1985 L	Orange: Jan. 1, 1986 Oklahoma 25, Penn State 10	2005 W	Orange: Jan. 3, 2006 Penn State 26, Florida State 23 (3 OT)	2023	Peach: Dec. 30, 2023
1968 W	Orange: Jan. 1, 1969 Penn State 15, Kansas 14	1986 W	Fiesta: Jan. 2, 1987 Penn State 14, Miami (Fla.) 10 <i>Most Valuable Off. Player: D.J. Dozier</i> <i>Most Valuable Def. Player: Shane Conlan</i>	2006 W	Outback: Jan. 1, 2007 Penn State 20, Tennessee 10 <i>Most Valuable Player: Tony Hunt</i>		
1969 W	Orange: Jan. 1, 1970 Penn State 10, Missouri 3 <i>Most Valuable Back: Chuck Burkhart</i> <i>Most Valuable Lineman: Mike Reid</i>	1987 L	Citrus: Jan. 1, 1988 Clemson 35, Penn State 10	2007 W	Alamo: Dec. 29, 2007 Penn State 24, Texas A&M 17 <i>Offensive MVP: Rodney Kinlaw</i> <i>Defensive MVP: Sean Lee</i>		
1971 W	Cotton: Jan. 1, 1972 Penn State 30, Texas 6 <i>Outstanding Off. Player: Lydell Mitchell</i> <i>Outstanding Def. Player: Bruce Bannon</i>	1989 W	Holiday: Dec. 29, 1989 Penn State 50, BYU 39 <i>Player of the Game: Blair Thomas; Ty Detmer (BYU)</i>	2008 L	Rose: Jan. 1, 2009 USC 38, Penn State 24		
1972 L	Sugar: Dec. 31, 1972 Oklahoma 14, Penn State 0	1990 L	Blockbuster: Dec. 28, 1990 Florida State 24, Penn State 17	2009 W	Capital One: Jan. 1, 2010 Penn State 19, LSU 17 <i>Most Valuable Player: Daryll Clark</i>		
1973 W	Orange: Jan. 1, 1974 Penn State 16, LSU 9 <i>Most Valuable Back: Tom Shuman</i> <i>Most Valuable Lineman: Randy Crowder</i>	1991 W	Fiesta: Jan. 1, 1992 Penn State 42, Tennessee 17 <i>Most Valuable Off. Player: O.J. McDuffie</i> <i>Most Valuable Def. Player: Reggie Givens</i>	2010 L	Outback: Jan. 1, 2011 Florida 37, Penn State 24		
1974 W	Cotton: Jan. 1, 1975 Penn State 41, Baylor 20 <i>Outstanding Off. Player: Tom Shuman</i>	1992 L	Blockbuster: Jan. 1, 1993 Stanford 24, Penn State 3	2011 L	TicketCity: Jan. 2, 2012 Houston 30, Penn State 14		
1975 L	Sugar: Dec. 31, 1975 Alabama 13, Penn State 6	1993 W	Citrus: Jan. 1, 1994 Penn State 31, Tennessee 13 <i>Most Valuable Off. Player: Bobby Engram</i> <i>Most Valuable Def. Player: Lee Rubin</i>	2014 W	Pinstripe: Dec. 27, 2014 Penn State 31, Boston College 30 (OT) <i>MVP: Christian Hackenberg</i>		
1976 L	Gator: Dec. 27, 1976 Notre Dame 20, Penn State 9 <i>Outstanding PSU Player: Jimmy Cefalo</i>	1994 W	Rose: Jan. 2, 1995 Penn State 38, Oregon 20 <i>MVPs: Ki-Jana Carter, Danny O'Neil (Oregon)</i>	2015 L	TaxSlayer Gator: Jan. 2, 2016 Georgia 24, Penn State 17 <i>PSU MVP: Trace McSorley</i>		

INDIVIDUAL BOWL RECORDS

RUSHING

YARDAGE

1.	203	Journey Brown	2019 Cotton
2.	194	Saquon Barkley	2017 Rose
3.	186	Blair Thomas	1989 Holiday
4.	158	Tony Hunt	2007 Outback
5.	156	Ki-Jana Carter	1995 Rose
6.	155	Curt Warner	1980 Fiesta
7.	146	Lydell Mitchell	1972 Cotton
8.	145	Curt Warner	1982 Fiesta
9.	143	Rodney Kinlaw	2007 Alamo
10.	120	Nicholas Singleton	2023 Rose

ATTEMPTS

1.	35	Blair Thomas	1989 Holiday
2.	31	Tony Hunt	2007 Outback
3.	27	Lydell Mitchell	1972 Cotton
4.	26	John Cappelletti	1974 Orange
	26	Steve Geise	1977 Fiesta
	26	Curt Warner	1982 Fiesta
	26	Austin Scott	2006 Orange
8.	25	Saquon Barkley	2017 Rose
	25	Tom Donchez	1975 Cotton
	25	Frank Rogel	1948 Cotton

AVERAGE
(Minimum 10 Attempts)

1.	12.6	Journey Brown	2019 Cotton
2.	8.6	Curt Warner	1980 Fiesta
3.	7.9	Stephen Pitts	1996 Outback
4.	7.8	Saquon Barkley	2017 Rose
5.	7.6	Booker Moore	1980 Fiesta
	7.6	Saquon Barkley	2017 Fiesta
7.	7.4	Ki-Jana Carter	1995 Rose
8.	6.8	Brian Milne	1996 Outback
	6.8	Rodney Kinlaw	2007 Alamo
10.	6.5	Curt Warner	1983 Sugar

TOUCHDOWNS

1.	3	Ki-Jana Carter	1995 Rose
2.	2	Dick Hoak	1960 Liberty
	2	Matt Suhey	1977 Fiesta
	2	Curt Warner	1982 Fiesta
	2	Curt Warner	1983 Sugar
	2	Leroy Thompson	1989 Holiday
	2	Ki-Jana Carter	1994 Citrus
	2	Curtis Enis	1997 Fiesta
	2	Austin Scott	2006 Orange
	2	Saquon Barkley	2017 Rose
	2	Saquon Barkley	2017 Fiesta
	2	Journey Brown	2019 Cotton
	2	Noah Cain	2019 Cotton
	2	Nicholas Singleton	2023 Rose

LONGEST RUN

1.	92	Saquon Barkley	2017 Fiesta
2.	87	Nicholas Singleton	2023 Rose
3.	84	Chafie Fields	1997 Fiesta
4.	83	Ki-Jana Carter	1995 Rose
5.	79	Saquon Barkley	2017 Rose
6.	64	Curt Warner	1980 Fiesta
7.	56	Journey Brown	2019 Cotton
8.	44	Journey Brown	2019 Cotton
	44	Ricky Slade	2019 Cotton
10.	43	Stephen Pitts	1996 Outback

LONGEST TOUCHDOWN RUN

1.	92	Saquon Barkley	2017 Fiesta
2.	87	Nicholas Singleton	2023 Rose
3.	83	Ki-Jana Carter	1995 Rose
4.	79	Saquon Barkley	2017 Rose
5.	64	Curt Warner	1980 Fiesta
6.	56	Journey Brown	2019 Cotton
7.	38	Evan Royster	2007 Alamo
8.	37	Booker Moore	1980 Fiesta
9.	32	Journey Brown	2019 Cotton
10.	21	Curt Warner	1982 Fiesta

PASSING

YARDAGE

1.	371	Christian Hackenberg	2014 Pinstripe
2.	342	Trace McSorley	2017 Fiesta
3.	279	Sean Clifford	2023 Rose
4.	273	Daryll Clark	2009 Rose
5.	254	Trace McSorley	2017 Rose
6.	253	Michael Robinson	2006 Orange
7.	246	Trace McSorley	2019 Citrus
8.	228	Todd Blackledge	1983 Sugar
9.	226	Tom Shuman	1975 Cotton
10.	217	Wally Richardson	1996 Outback

COMPLETIONS

1.	34	Christian Hackenberg	2014 Pinstripe
2.	32	Trace McSorley	2017 Fiesta
3.	21	Michael Robinson	2006 Orange
	21	Daryll Clark	2009 Rose
5.	19	Kerry Collins	1995 Rose
6.	18	Daryll Clark	2010 Citrus
	18	Trace McSorley	2017 Rose
8.	17	Matt McGloin	2011 Outback
	17	Trace McSorley	2019 Citrus
10.	16	Sean Clifford	2023 Rose

ATTEMPTS

1.	50	Christian Hackenberg	2014 Pinstripe
2.	41	Matt McGloin	2011 Outback
	41	Trace McSorley	2017 Fiesta
4.	39	Michael Robinson	2006 Orange
5.	36	Daryll Clark	2009 Rose
6.	35	Daryll Clark	2010 Citrus
7.	34	Doug Strang	1983 Aloha
8.	33	Chuck Fusina	1975 Sugar
	33	Trace McSorley	2019 Citrus
10.	32	Mike McQueary	1998 Florida Citrus
	32	Sean Clifford	2022 Outback

COMPLETION PERCENTAGE
(Minimum 10 Attempts)

1.	78.0	Trace McSorley	2017 Fiesta
2.	76.2	Sean Clifford	2023 Rose
3.	72.7	Matt Knizner	1986 Orange
4.	68.0	Christian Hackenberg	2014 Pinstripe
5.	63.3	Kerry Collins	1995 Rose
6.	62.5	Kerry Collins	1994 Citrus
7.	62.0	Trace McSorley	2017 Rose
8.	60.0	Wally Richardson	1997 Fiesta
9.	59.1	Matt Knizner	1988 Citrus
10.	58.3	Daryll Clark	2009 Rose

TOUCHDOWN PASSES

1.	4	Tony Sacca	1992 Fiesta
	4	Wally Richardson	1996 Outback
	4	Christian Hackenberg	2014 Pinstripe
	4	Trace McSorley	2017 Rose
5.	3	Galen Hall	1961 Gator
6.	2	Tom Sherman	1967 Gator
	2	Tony Sacca	1989 Holiday
	2	Daryll Clark	2009 Rose
	2	Trace McSorley	2016 TaxSlayer
	2	Trace McSorley	2017 Fiesta
	2	Trace McSorley	2019 Citrus
	2	Sean Clifford	2023 Rose

LONGEST COMPLETION

1.	88	Clifford to Lambert-Smith	2023 Rose
2.	72	Shuman to Herd	1974 Orange
	72	Hackenberg to Godwin	2014 Pinstripe
	72	McSorley to Godwin	2017 Rose
5.	69	Bolden to Brown	2012 TicketCity
6.	65	Hufnagel to Skarzynski	1972 Cotton
7.	56	Sacca to Daniels	1990 Blockbuster
	56	Thompson to Nastasi	1999 Outback
9.	52	Blackledge to Garrity	1982 Fiesta
	52	Sacca to Daniels	1989 Holiday

LONGEST TOUCHDOWN PASS

1.	88	Clifford to Lambert-Smith	2023 Rose
2.	72	Shuman to Herd	1974 Orange
	72	Hackenberg to Godwin	2014 Pinstripe
	72	McSorley to Godwin	2017 Rose
5.	69	Bolden to Brown	2012 TicketCity
6.	65	Hufnagel to Skarzynski	1972 Cotton
7.	56	Sacca to Daniels	1990 Blockbuster
	56	Thompson to Nastasi	1999 Outback
9.	52	Blackledge to Garrity	1982 Fiesta
	52	Sacca to Daniels	1989 Holiday
10.	49	Shuman to Cefalo	1975 Cotton

INTERCEPTIONS THROWN

1.	5	Matt McGloin	2011 Outback
2.	4	Chuck Fusina	1979 Sugar
3.	3	Harry "Light Horse" Wilson	1923 Rose
	3	John Shaffer	1986 Orange
	3	Mike McQueary	1998 Citrus
	3	Rob Bolden	2012 TicketCity
	3	Trace McSorley	2017 Rose

RECEIVING

YARDAGE

1.	187	Chris Godwin	2017 Rose
2.	154	David Daniels	1990 Blockbuster
3.	140	Chris Godwin	2014 Pinstripe
4.	133	Chris Godwin	2016 TaxSlayer
5.	124	KeAndre Lambert-Smith	2023 Rose
6.	116	Gregg Garrity	1983 Sugar
7.	113	Bobby Engram	1983 Sugar
8.	111	O.J. McDuffie	1993 Blockbuster
9.	110	Jordan Norwood	2006 Orange
	110	DaeSean Hamilton	2017 Fiesta

RECEPTIONS

1.	9	Chris Godwin	2017 Rose
2.	8	Andrew Quarless	2010 Citrus
3.	7	David Daniels	1990 Blockbuster
	7	Bobby Engram	1994 Citrus
	7	Tony Stewart	1999 Outback
	7	Chris Godwin	2014 Pinstripe
	7	DaeSean Hamilton	2014 Pinstripe
	7	Geno Lewis	2014 Pinstripe
	7	Saquon Barkley	2017 Fiesta
	7	Parker Washington	2022 Outback

LONGEST RECEPTION

1.	88	Lambert-Smith from Clifford	2023 Rose
2.	72	Herd from Shuman	1974 Orange
	72	Godwin from Hackenberg	2014 Pinstripe
	72	Godwin from McSorley	2017 Rose

YARDS PER RECEPTION
(Minimum 3 Receptions)

1.	41.3	KeAndre Lambert-Smith	2023 Rose
2.	34.0	Jimmy Cefalo	1975 Cotton
3.	29.0	Gregg Garrity	1983 Sugar
4.	28.3	Bobby Engram	1996 Outback
5.	24.6	KeAndre Lambert-Smith	2022 Outback
6.	24.3	Deon Butler	2007 Outback
7.	24.2	Deon Butler	2009 Rose
8.	22.2	Chris Godwin	2016 TaxSlayer
9.	22.0	David Daniels	1990 Blockbuster
10.	20.8	Chris Godwin	2017 Rose

TOUCHDOWNS

1.	2	Bobby Engram	1996 Outback
	2	Chris Godwin	2017 Rose
	2	DaeSean Hamilton	2017 Fiesta

TOTAL OFFENSE

TOTAL YARDAGE

1.	402	Trace McSorley	2017 Fiesta
2.	371	Christian Hackenberg	2014 Pinstripe
3.	321	Trace McSorley	2019 Citrus
4.	290	Daryll Clark	2009 Rose
5.	278	Sean Clifford	2023 Rose
6.	274	Michael Robinson	2006 Orange
7.	267	Trace McSorley	2017 Rose
8.	241	Sean Clifford	2022 Outback
9.	240	Tom Shuman	1975 Cotton
10.	236	Daryll Clark	2010 Citrus

TOUCHDOWNS RESPONSIBLE

1.	5	Trace McSorley	2017 Rose
2.	4	Tony Sacca	1992 Fiesta
	4	Wally Richardson	1996 Outback
	4	Christian Hackenberg	2014 Pinstripe
5.	3	Dick Hoak	1960 Liberty
	3	Galen Hall	1961 Gator
	3	Ki-Jana Carter	1995 Rose
	3	Daryll Clark	2009 Rose
	3	Trace McSorley	2019 Citrus

OFFENSIVE PLAYS

1.	58	Christian Hackenberg	2014 Pinstripe
2.	56	Michael Robinson	2006 Orange
3.	53	Trace McSorley	2017 Fiesta
4.	52	Trace McSorley	2019 Citrus
5.	46	Daryll Clark	2010 Citrus
6.	44	Doug Strang	1983 Aloha
	44	Sean Clifford	2022 Outback
8.	43	Daryll Clark	2009 Rose
	43	Matt McGloin	2011 Outback
10.	38	Mike McQueary	1998 Citrus

SCORING

POINTS

1.	20	Curtis Enis	1997 Fiesta
2.	18	Ki-Jana Carter	1995 Rose
	18	Saquon Barkley	2017 Rose
4.	14	Travis Forney	1999 Outback
5.	13	Brett Conway	1996 Outback
	13	Collin Wagner	2010 Citrus
7.	12	16 times;	
		Last: Nicholas Singleton	2023 Rose

TOUCHDOWNS

1.	3	Ki-Jana Carter	1995 Rose
	3	Curtis Enis	1997 Fiesta
	3	Saquon Barkley	2017 Rose
4.	2	15 times;	
		Last: Nicholas Singleton	2023 Rose

48 2023 PENN STATE FOOTBALL

INDIVIDUAL BOWL RECORDS

KICKING POINTS

1.	14	Travis Forney	1999 Outback
2.	13	Brett Conway	1996 Outback
	13	Collin Wagner	2010 Citrus
4.	12	Alberto Vitiello	1972 Cotton
	12	Ray Tarasi	1989 Holiday
6.	10	Matt Bahr	1977 Fiesta
7.	9	Jake Pinegar	2019 Cotton
	9	Robbie Gould	2003 Citrus
	9	Nick Gancitano	1983 Sugar
	9	Herb Menhardt	1979 Liberty

EXTRA POINTS

1.	7	Tyler Davis	2017 Rose
2.	6	Jake Pinegar	2019 Cotton
	6	Craig Fayak	1992 Fiesta
4.	5	John Reihner	1975 Cotton
	5	Tyler Davis	2017 Fiesta
	5	Jake Pinegar	2023 Rose
7.	4	Henry Oppermann	1960 Liberty
	4	Herb Mendhart	1980 Fiesta
	4	Craig Fayak	1994 Citrus
	4	Brett Conway	1995 Rose
	4	Brett Conway	1996 Outback
	4	Sam Ficken	2014 Pinstripe

FIELD GOALS

1.	4	Travis Forney	1999 Outback
	4	Collin Wagner	2010 Citrus
3.	3	Alberto Vitiello	1972 Cotton
	3	Herb Mendhart	1979 Liberty
	3	Ray Tarasi	1983 Aloha
	3	Brett Conway	1996 Outback
	3	Robbie Gould	2003 Citrus

FIELD GOAL ATTEMPTS

1.	5	Travis Forney	1999 Outback
	5	Kevin Kelly	2007 Outback
3.	4	Herb Mendhart	1979 Liberty
	4	Brett Conway	1996 Outback
	4	Robbie Gould	2003 Citrus
	4	Collin Wagner	2010 Citrus

LONGEST FIELD GOAL

1.	51	Ray Tarasi	1989 Holiday
2.	49	Nick Gancitano	1983 Aloha
3.	45	Nick Gancitano	1983 Sugar
	45	Sam Ficken	2014 Pinstripe
	45	Jake Pinegar	2019 Cotton
6.	44	Chris Bahr	1974 Orange
7.	43	Brett Conway	1995 Rose
	43	Travis Forney	1999 Outback
	43	Jake Pinegar	2022 Outback
9.	42	Chris Bahr	1975 Sugar
	42	Travis Forney	1998 Florida Citrus

DEFENSIVE SCORE

1.	102	Andre Collins	1989 Holiday (Interception return of pass for two-point conversion)
2.	88	Tony Davis	2007 Outback (fumble)
3.	53	Gary Brown	1989 Holiday (fumble)
4.	34	Derek Fox	1999 Alamo (interception)
5.	23	Reggie Givens	1992 Fiesta (fumble)
6.	15	Garrett Taylor	2019 Cotton (interception)

PUNT RETURNS

RETURNS

1.	5	Kevin Baugh	1983 Sugar
2.	3	Rich Mauti	1975 Sugar
	3	Jim Coates	1986 Orange
	3	Jim Coates	1987 Fiesta
	3	Bobby Engram	1994 Citrus
	3	Mike Archie	1996 Outback
	3	Justin Brown	2010 Citrus
	3	DeAndre Thompkins	2017 Fiesta

YARDAGE

1.	106	Kevin Baugh	1983 Sugar
2.	71	O.J. McDuffie	1992 Fiesta
3.	67	Jimmy Cefalo	1977 Fiesta
4.	61	Gary Hayman	1974 Orange
5.	53	Terry Smith	1990 Blockbuster
6.	52	Kenny Watson	1998 Citrus

AVERAGE

(Minimum 3 Returns)

1.	21.2	Kevin Baugh	1983 Sugar
2.	20.3	Gary Hayman	1974 Orange
3.	17.8	O.J. McDuffie	1992 Fiesta
4.	14.0	Bobby Engram	1994 Citrus
5.	10.0	Mike Archie	1996 Outback

LONGEST RETURN

1.	67	Jimmy Cefalo	1977 Fiesta
2.	52	Kenny Watson	1998 Citrus
3.	42	Terry Smith	1990 Blockbuster
4.	39	O.J. McDuffie	1992 Fiesta
5.	36	Gary Hayman	1974 Orange

KICKOFF RETURNS

RETURNS

1.	6	Leroy Thompson	1988 Citrus
2.	5	O.J. McDuffie	1989 Holiday
3.	4	Chaz Powell	2010 Citrus
	4	Silas Redd	2011 Outback
	4	Miles Sanders	2017 Fiesta

YARDAGE

1.	128	O.J. McDuffie	1989 Holiday
2.	127	Leroy Thompson	1988 Citrus
3.	85	Ambrose Fletcher	1995 Rose
4.	81	Kenny Watson	1997 Fiesta
5.	78	Chaz Powell	2010 Citrus
6.	74	Silas Redd	2011 Outback

AVERAGE

(Minimum 3 Returns)

1.	25.6	O.J. McDuffie	1989 Holiday
2.	23.0	Curt Warner	1980 Fiesta
	23.0	Brandon Polk	2016 TaxSlayer
4.	21.3	Eddie Drummond	1999 Outback
5.	21.2	Leroy Thompson	1988 Citrus
6.	20.3	Jim Coates	1986 Orange

LONGEST RETURN

1.	81	Kenny Watson	1997 Fiesta
2.	72	Ambrose Fletcher	1995 Rose
3.	50	Joe Jackson	1975 Cotton
4.	46	O.J. McDuffie	1989 Holiday
5.	42	D.J. Dozier	1983 Aloha
	42	Shelly Hammonds	1992 Fiesta

PUNTING

PUNTS

1.	12	Mike Palm	1923 Rose
	12	Bob Parsons	1970 Orange
3.	11	Jeremy Kapinos	2006 Orange
4.	10	Brian Masella	1972 Sugar
	10	Scott Fitzkee	1979 Sugar

AVERAGE

(Minimum 3 Punts)

1.	51.4	Jeremy Boone	2007 Alamo
2.	51.2	Blake Gillikin	2019 Citrus
3.	51.0	Chris Clauss	1988 Citrus
4.	50.8	Ralph Giacommaro	1982 Fiesta
	50.8	Blake Gillikin	2017 Rose
6.	48.5	Chris Bahr	1975 Sugar
7.	47.9	Doug Helkowski	1992 Fiesta

LONGEST PUNT

1.	71	Blake Gillikin	2019 Citrus
2.	68	Bob Campbell	1967 Gator
3.	63	Ralph Giacommaro	1982 Fiesta
4.	62	Pete Liske	1961 Gator
	62	Ralph Giacommaro	1983 Sugar
	62	George Reynolds	1983 Aloha
7.	60	Barney Amor	2023 Rose

INTERCEPTIONS

INTERCEPTIONS

1.	2	Tim Montgomery	1967 Gator
		George Landis	1970 Orange
		Dennis Onkotz	1970 Orange
		Neal Smith	1970 Orange
		Mark Robinson	1983 Sugar
		Shane Conlan	1987 Fiesta
		Pete Giftopoulos	1987 Fiesta
		Sherrod Rainge	1989 Holiday
		Reggie Givens	1992 Fiesta
		Chuck Penzenik	1995 Rose
		Kim Herring	1996 Outback
		Anthony King	1999 Outback
		Derek Fox	1999 Alamo
		Ji' Ayir Brown	2022 Outback

RETURN YARDAGE

1.	102	Andre Collins	1989 Holiday
2.	58	Chuck Penzenik	1995 Rose
3.	56	George Landis	1970 Orange
4.	55	Rich Milot	1979 Sugar
5.	46	Shane Conlan	1987 Fiesta

LONGEST RETURN

1.	102	Andre Collins	1989 Holiday
2.	55	Rich Milot	1979 Sugar
3.	44	Chuck Penzenik	1995 Rose
4.	42	Tim Montgomery	1967 Gator
5.	40	George Landis	1970 Orange

TACKLES

TACKLES

1.	18	Matt Millen	1977 Fiesta
2.	17	Lance Mehl	1979 Sugar
3.	16	Kurt Allerman	1976 Gator
4.	15	Keith Goganious	1992 Fiesta
5.	14	Gary Gray	1972 Cotton
	14	Ron Coder	1975 Sugar
	14	Randy Sidler	1976 Gator
	14	Tom DePaso	1977 Fiesta
	14	Scott Radevic	1983 Sugar
	14	Carmen Masciantonio	1983 Aloha
	14	Scott Radevic	1983 Aloha
	14	LaVar Arrington	1999 Alamo
	14	Sean Lee	2007 Alamo
	14	Micah Parsons	2019 Citrus
	14	Micah Parsons	2019 Cotton

TACKLES FOR LOSS

1.	5.0	NaVorro Bowman	2009 Rose
2.	4.0	Courtney Brown	1999 Outback
	4.0	Justin Kurpeikis	1999 Alamo
4.	3.5	Devon Still	2011 Outback
5.	3.0	Bruce Clark	1977 Fiesta
	3.0	Frank Case	1980 Fiesta
	3.0	Gene Gladys	1980 Fiesta
	3.0	Leo Wisniewski	1982 Fiesta
	3.0	Trey Bauer	1988 Citrus
	3.0	Todd Atkins	1995 Rose
	3.0	Courtney Brown	1999 Alamo
	3.0	Micah Parsons	2019 Cotton
	3.0	Smith Vilbert	2022 Outback

TACKLES FOR LOSS YARDAGE

1.	27	Micah Parsons	2019 Cotton
2.	26	Courtney Brown	1999 Outback
3.	21	Justin Kurpeikis	1999 Alamo
	21	NaVorro Bowman	2009 Rose
5.	20	Todd Atkins	1995 Rose
6.	17	Phil Yeboah-Kodie	1995 Rose
	17	Brad Sciola	1999 Outback
	17	Smith Vilbert	2022 Outback
9.	14	Shane Conlan	1986 Orange
	14	Curtis Jacobs	2023 Rose

SACKS

1.	3.0	Smith Vilbert	2022 Outback
2.	2.0	Todd Burger	1989 Holiday
	2.0	Todd Atkins	1995 Rose
	2.0	Phil Yeboah-Kodie	1995 Rose
	2.0	Terry Killens	1996 Outback
	2.0	Courtney Brown	1999 Outback
	2.0	Brad Sciola	1999 Outback
	2.0	Justin Kurpeikis	1999 Alamo
	2.0	Kevin Givens	2019 Citrus
	2.0	Micah Parsons	2019 Cotton
	2.0	Curtis Jacobs	2023 Rose

SACK YARDAGE

1.	19	Terry Killens	1996 Outback
2.	18	Justin Kurpeikis	1999 Alamo
3.	17	Todd Atkins	1995 Rose
	17	Phil Yeboah-Kodie	1995 Rose
	17	Brad Sciola	1999 Outback
	17	Micah Parsons	2019 Cotton
	17	Smith Vilbert	2022 Outback
8.	16	Courtney Brown	1999 Outback
	16	Jared Odrick	2010 Citrus
10.	14	Curtis Jacobs	2023 Rose

TEAM BOWL RECORDS

Points:	53	2019 Cotton vs. Memphis
Fewest Points Allowed:	0	1959 Liberty vs. Alabama
		1999 Alamo vs. Texas A&M
Most Combined Points:	101	2017 Rose vs. USC (L, 52-49)
Fewest Combined Points:	7	1959 Liberty vs. Alabama (W, 7-0)
Most First Quarter Points:	14	1977 Fiesta vs. Arizona State
		2017 Fiesta vs. Washington
Most Second Quarter Points:	28	2019 Cotton vs. Memphis
Most Third Quarter Points:	28	2017 Rose vs. USC
Most Fourth Quarter Points:	24	1975 Cotton vs. Baylor
Most First Half Points:	35	2019 Cotton vs. Memphis
Most Second Half Points:	38	1975 Cotton vs. Baylor
		1989 Holiday vs. BYU
First Downs:	26	1989 Holiday vs. BYU
Most Combined First Downs:	61	1989 Holiday vs. BYU
Rushing Yards:	396	2019 Cotton vs. Memphis
Rushing Yards Combined:	486	1996 Outback vs. Auburn
Rushing Yardage Average:	7.5	1996 Fiesta vs. Texas
		2019 Cotton vs. Memphis
Rushing Attempts:	75	2014 Pinstripe vs. Boston College
Passing Yards:	371	2014 Pinstripe vs. Boston College
Passing Yards Combined:	791	1989 Holiday vs. BYU
Pass Completions:	34	2014 Pinstripe vs. Boston College
Pass Attempts:	50	2014 Pinstripe vs. Boston College
Touchdown Passes:	4	1992 Fiesta vs. Tennessee
		1996 Outback vs. Auburn
		2014 Pinstripe vs. Boston College
		2017 Rose vs. USC

Interceptions Thrown:	5	2011 Outback vs. Florida
Total Offense:	545	2017 Fiesta vs. Washington
Total Offense Combined:	1,115	1989 Holiday vs. BYU
Total Plays:	87	1960 Liberty vs. Oregon
		2006 Orange vs. Florida State
Fumbles Lost:	4	1959 Liberty vs. Alabama
		1972 Sugar vs. Oklahoma
Turnovers:	5	1962 Gator vs. Florida
		1972 Sugar vs. Oklahoma
		1986 Orange vs. Oklahoma
		2011 Outback vs. Florida
Penalties:	12	1977 Fiesta vs. Arizona State
Penalty Yardage:	126	1977 Fiesta vs. Arizona State
Punts:	12	1923 Rose vs. USC
		1970 Orange vs. Missouri
Fewest Punts:	2	1975 Cotton vs. Baylor
		1989 Holiday vs. BYU
		2017 Fiesta vs. Washington
Largest Comeback Win:	14	2007 Alamo vs. Texas A&M
		(Trailed 14-0; won 24-17)
		2014 Pinstripe vs. Boston College
		(Trailed 21-7; won 31-30 in OT)
Attendance:	102,247	1995 Rose vs. Oregon

BOWL HIGHS & LOWS

RUSHING YARDAGE

High		Low	
1.	396	1.	19
2.	351	2.	28
3.	330	3.	47
4.	301	4.	49
5.	278	5.	57
6.	270		
7.	268		
8.	266		

PASSING YARDAGE

High		Low	
1.	371	1.	6
2.	342	2.	41
3.	281	3.	50
4.	279	4.	53
5.	278	5.	69
6.	273		
7.	254		
8.	253		
9.	246		
10.	228		

TOTAL OFFENSE

High		Low	
1.	545	1.	104
2.	529	2.	139
3.	491		139
4.	487	4.	162
5.	468	5.	182
6.	465		
7.	464		
8.	453		
9.	448		
10.	430		

FIRST DOWNS

High		Low	
1.	27	1.	5
2.	26	2.	8
3.	25		8
	25	4.	9
	25		9
	25		
7.	24		
8.	23		
	23		
	23		

RUSHING YARDAGE DEFENSE

Low		High	
1.	-8	1.	353
2.	26	2.	289
3.	41	3.	285
4.	45	4.	278
5.	55	5.	254
6.	60		254
7.	61	7.	228
8.	63	8.	220
9.	68	9.	211
10.	73	10.	208

PASSING YARDAGE DEFENSE

Low		High	
1.	27	1.	576
2.	39	2.	532
3.	69	3.	479
4.	78	4.	456
5.	83	5.	453
		6.	413
		7.	363
		8.	336
			336
		10.	302
			1989 Holiday
			2012 TicketCity
			2019 Cotton
			1995 Rose
			2017 Rose
			2009 Rose
			1967 Gator
			1977 Fiesta
			1999 Outback
			1980 Fiesta

TOTAL DEFENSE

Low		High	
1.	131	1.	651
2.	202	2.	600
	202	3.	575
4.	206	4.	542
5.	241	5.	501
6.	242	6.	499
		7.	474
		8.	453
		9.	451
			1989 Holiday
			2012 TicketCity
			2017 Rose
			2019 Cotton
			1995 Rose
			1988 Citrus
			2009 Rose
			1972 Sugar
			2022 Outback

FIRST DOWN DEFENSE

Low		High	
1.	8	1.	35
2.	9	2.	33
3.	10	3.	29
4.	12	4.	27
	12		27
	12		27
	12		27
	12	7.	25
8.	13		25
	13		25
	13		25
			1989 Holiday
			2017 Rose
			1977 Fiesta
			1995 Rose
			2009 Rose
			2019 Cotton
			1988 Citrus
			1992 Fiesta
			2012 TicketCity
			2022 Outback

50 2023 PENN STATE FOOTBALL

OPPONENT INDIVIDUAL BOWL RECORDS

RUSHING				PUNT RETURNS			
Yardage:	234	Fred Taylor, Florida	1998 Citrus	Returns:	7	Willie Reid, Florida State	2006 Orange
Attempts:	43	Fred Taylor, Florida	1998 Citrus	Yardage:	180	Willie Reid, Florida State	2006 Orange
Average Per Attempt:	9.9	Stephen Davis, Auburn	1996 Outback	Longest Return:	87	Willie Reid, Florida State	2006 Orange
<i>(Minimum 10 Attempts)</i>							
Touchdowns:	3	Tracy Johnson, Clemson	1988 Citrus	KICKOFF RETURNS			
Longest Run:	69	Myles Gaskin, Washington	2017 Fiesta	Returns:	7	Dale Carter, Tennessee	1992 Fiesta
PASSING				Yardage:	132	Dale Carter, Tennessee	1992 Fiesta
Yardage:	576	Ty Detmer, BYU	1989 Holiday	Longest Return:	67	Craig Yeast, Kentucky	1999 Outback
Completions:	45	Case Keenum, Houston	2012 TicketCity	PUNTING			
Attempts:	69	Case Keenum, Houston	2012 TicketCity	Punts:	10	Woody Umphrey, Alabama	1979 Sugar
Completion Percentage:	83.3	Richard Todd, Alabama	1975 Sugar	Average Per Punt:	55.0 (6 punts)	Justin Brantly, Texas A&M	2007 Alamo
<i>(Minimum 10 Attempts)</i>				<i>(Minimum 3 Punts)</i>			
Touchdown Passes:	5	Sam Darnold, USC	2017 Rose	Longest Punt:	67	Justin Brantly, Texas A&M	2007 Alamo
Interceptions Thrown:	5	Terry McMillan, Missouri	1970 Orange		67	Max Duffy, Kentucky	2019 Citrus
		Vinny Testaverde, Miami (Fla.)	1987 Fiesta	SCORING			
RECEIVING				Points:	21	Riley Patterson, Memphis	2019 Cotton
Yardage:	228	Patrick Edwards, Houston	2012 TicketCity	Touchdowns:	3	Tracy Johnson, Clemson	1988 Citrus
Receptions:	14	Ron Sellers, Florida State	1967 Gator			Deontay Burnett, USC	2017 Rose
Average Per Reception:	26.4	Tinker Owens, Oklahoma	1972 Sugar	Kicking Points:	21	Riley Patterson, Memphis	2019 Cotton
<i>(Minimum 5 Receptions)</i>				Extra Points:	5	David Treadwell, Clemson	1988 Citrus
Touchdowns:	3	Deontay Brunett, USC	2017 Rose			David Buehler, USC	2009 Rose
Longest Reception:	75	Patrick Edwards, Houston	2012 TicketCity	Field Goals:	6	Matt Boermeester, USC	2017 Rose
TOTAL OFFENSE				Longest Field Goal:	51	Riley Patterson, Memphis	2019 Cotton
Total Yardage:	594	Ty Detmer, BYU	1989 Holiday			Riley Patterson, Memphis	2019 Cotton
TDs Responsible:	5	Mark Sanchez, USC	2009 Rose	INTERCEPTIONS			
		Sam Darnold, USC	2017 Rose	Interceptions:	2	Sonny Brown, Oklahoma	1986 Orange
Offensive Plays:	76	Case Keenum, Houston	2012 TicketCity			Ahmad Black, Florida	2011 Outback
						Nick Saenz, Houston	2012 TicketCity
				Return Yardage:	129	Ahmad Black, Florida	2011 Outback
				Longest Return:	80	Ahmad Black, Florida	2011 Outback

OPPONENT TEAM BOWL RECORDS

Points:	52	USC	2017 Rose	Total Offense:	651	BYU	1989 Holiday
First Downs:	35	BYU	1989 Holiday	Total Plays:	93	Miami (Fla.)	1987 Fiesta
Rushing Yardage:	353	Arkansas	2022 Outback	Fumbles Lost:	5	Oklahoma	1972 Sugar
Rushing Attempts:	76	Oklahoma	1972 Sugar	Turnovers:	9	Missouri	1970 Orange
Rushing Average:	6.3	Boston College	2014 Pinstripe				
Passing Yardage:	576	BYU	1989 Holiday				
Pass Completions:	45	Houston	2012 TicketCity				
Pass Attempts:	69	Houston	2012 TicketCity				
Pass Completion Percentage:	83.3	Alabama	1975 Sugar				
Interceptions Thrown:	7	Missouri	1970 Orange				

CAREER BOWL LEADERS

RUSHING YARDAGE		Bowls	Att.	Yards	Avg.	TD
1.	Curt Warner	4	76	474	6.2	5
2.	Saquon Barkley	3	60	400	6.7	4
3.	Matt Suhey	4	51	276	5.4	2
4.	Evan Royster	4	52	262	5.0	1
5.	Charlie Pittman	3	54	250	4.6	1
6.	Ki-Jana Carter	2	40	249	6.2	5
7.	Journey Brown	2	17	206	12.1	2
8.	Steve Geise	3	46	193	4.2	1
9.	Blair Thomas	2	36	183	5.1	1
10.	Trace McSorley	4	44	179	4.1	2
11.	D.J. Dozier	3	47	178	3.7	2
12.	Bob Torrey	3	23	177	7.7	0
13.	Leroy Thompson	3	34	169	5.0	2
14.	Tony Hunt	2	31	158	5.1	0
15.	Stephfon Green	3	32	158	4.9	1
--	Nicholas Singleton	1	7	120	17.1	2

PASSING YARDAGE		Bowls	Cmp.	Att.	Yards	TD
1.	Trace McSorley	4	81	130	984	10
2.	Sean Clifford	4	41	75	607	4
3.	Tony Sacca	3	33	73	550	7
4.	Todd Blackledge	3	32	69	520	2
5.	Christian Hackenberg	2	42	64	510	4
6.	Kerry Collins	3	46	84	507	2
7.	Daryll Clark	3	39	71	489	3
8.	Tom Shuman	2	16	37	383	2
9.	Chuck Fusina	3	38	86	363	3
10.	Chuck Burkhart	2	23	49	341	1
11.	Anthony Morelli	2	29	56	340	2
12.	Wally Richardson	3	25	44	312	5
13.	John Hufnagel	2	19	43	284	1
14.	Michael Robinson	2	23	42	284	1
15.	Galen Hall	3	17	35	240	4

RECEIVING YARDAGE		Bowls	No.	Yards	Avg.	TD
1.	Chris Godwin	3	22	460	20.9	3
2.	Bobby Engram	4	16	272	17.0	3
3.	Deon Butler	4	12	242	20.2	1
4.	DaeSean Hamilton	4	17	232	13.6	4
5.	O.J. McDuffie	3	12	225	18.8	1
6.	Jimmy Cefalo	4	13	219	16.8	1
7.	David Daniels	2	9	218	24.2	2
--	KeAndre Lambert-Smith	2	6	198	33.0	2

RECEPTIONS		Bowls	No.	Yards	Avg.	TD
1.	Chris Godwin	3	22	460	20.9	3
2.	DaeSean Hamilton	4	17	232	13.6	4
	Saquon Barkley	3	17	106	6.2	1
4.	Bobby Engram	4	16	272	17.0	3
5.	Jimmy Cefalo	4	13	219	16.8	1
	Jordan Norwood	4	13	177	13.6	1
7.	Deon Butler	4	12	242	20.2	1
	O.J. McDuffie	3	12	225	18.8	1
	Andrew Quarless	4	12	117	9.8	1
	Derrick Williams	3	12	100	8.3	1
11.	Dean DiMidio	3	10	85	8.5	0
	Geno Lewis	2	10	135	13.5	2
13.	David Daniels	2	9	218	24.2	2
	Tony Stewart	2	9	98	10.9	0

TOUCHDOWN RECEPTIONS		No.	Bowls
1.	DaeSean Hamilton	4	2014 Pinstripe, 2016 TaxSlayer, 2017 Fiesta (2)
2.	Bobby Engram	3	1994 Citrus (1), 1996 Outback (2)
	Chris Godwin	3	2014 Pinstripe (1), 2017 Rose (2)
4.	Roger Kochman	2	1959 Liberty, 1961 Gator
	Gregg Garrity	2	1982 Fiesta, 1983 Sugar
	David Daniels	2	1989 Holiday, 1990 Blockbuster
	Terry Smith	2	1989 Holiday, 1990 Blockbuster
	Derek Moyer	2	2010 Capital One, 2011 Outback
	Geno Lewis	2	2014 Pinstripe, 2016 TaxSlayer
	KeAndre-Lambert-Smith	2	2022 Outback, 2023 Rose

TOP BOWL PERFORMANCES

RUSHING YARDAGE			
1.	202	Journey Brown	2019 Cotton
2.	194	Saquon Barkley	2017 Rose
3.	186	Blair Thomas	1989 Holiday
4.	158	Tony Hunt	2007 Outback
5.	156	Ki-Jana Carter	1995 Rose
6.	155	Curt Warner	1980 Fiesta
7.	146	Lydell Mitchell	1972 Cotton
8.	145	Curt Warner	1982 Fiesta
9.	143	Rodney Kinlaw	2007 Alamo
10.	137	Saquon Barkley	2017 Fiesta
11.	124	Charlie Pittman	1967 Gator
12.	120	Nicholas Singleton	2023 Rose
13.	118	Stephen Pitts	1996 Outback
14.	117	Curt Warner	1983 Sugar
15.	116	Tom Donchez	1975 Cotton
16.	112	Matt Suhey	1979 Liberty
17.	111	Steve Geise	1977 Fiesta
18.	110	Austin Scott	2006 Orange
19.	107	Bob Torrey	1977 Fiesta
20.	105	Eric McCoo	1999 Outback
21.	102	D.J. Dozier	1987 Fiesta
22.	101	Bob Campbell	1969 Orange

PASSING YARDAGE			
1.	371	Christian Hackenberg	2014 Pinstripe
2.	342	Trace McSorley	2017 Fiesta
3.	279	Sean Clifford	2023 Rose
4.	273	Daryll Clark	2009 Rose
5.	254	Trace McSorley	2017 Rose
6.	253	Michael Robinson	2006 Orange
7.	246	Trace McSorley	2019 Citrus
8.	228	Todd Blackledge	1983 Sugar
9.	226	Tom Shuman	1975 Cotton
10.	217	Wally Richardson	1996 Outback
11.	216	Daryll Clark	2010 Capital One
12.	211	Matt McGloin	2011 Outback
13.	206	Tony Sacca	1989 Holiday
14.	200	Kerry Collins	1995 Rose
15.	197	Anthony Morelli	2007 Outback
16.	195	Sean Clifford	2022 Outback
17.	194	Tony Sacca	1990 Blockbuster
18.	187	Chuck Burkhart	1970 Orange
19.	187	Kevin Thompson	1999 Outback
20.	175	Galen Hall	1961 Gator
	175	Todd Blackledge	1982 Fiesta

RECEIVING YARDAGE			
1.	187	Chris Godwin	2017 Rose
2.	154	David Daniels	1990 Blockbuster
3.	140	Chris Godwin	2014 Pinstripe
4.	133	Chris Godwin	2016 TaxSlayer
5.	124	KeAndre Lambert-Smith	2023 Rose
6.	116	Gregg Garrity	1983 Sugar
7.	113	Bobby Engram	1996 Outback
8.	111	O.J. McDuffie	1993 Blockbuster
9.	110	Jordan Norwood	2006 Orange
	110	DaeSean Hamilton	2017 Fiesta
11.	107	Bobby Engram	1994 Citrus
12.	102	Jimmy Cefalo	1975 Cotton
13.	100	Terry Smith	1990 Blockbuster
14.	98	Parker Washington	2022 Outback
15.	97	Deon Butler	2009 Rose
16.	88	Andrew Quarless	2010 Capital One
17.	82	Geno Lewis	2014 Pinstripe
18.	81	Lydell Mitchell	1970 Orange
	81	Scott Skarzynski	1972 Cotton
20.	79	Ethan Kilmer	2006 Orange
	79	Derek Moyer	2011 Outback



DREW ALLAR 15

Quarterback | 6-5 | 242
 Sophomore
 Medina, Ohio/Medina
 Major: Division of Undergraduate Studies

CAREER NOTES & RECORDS

Career: National Records Set: Opened his collegiate career with 311 passing attempts without an interception, an FBS record, bettering Baylor's Robert Griffin III's 209 attempts in 2008. **Rankings:** Currently ranks first all-time at Penn State in interception percentage (0.20), second in completion percentage (60.7), tied for fourth in touchdown pass percentage (6.58) and seventh in passing efficiency (136.9). **Notable:** Owns eight career games with multiple touchdown passes, five games with three or more and two games with four or more...Has one career 300-yard game and six 200-yard games...Owns four career games with both a passing touchdown and a rushing touchdown.

Season: Records Set: Became the first quarterback in Penn State history to throw for 10 or more touchdowns before throwing an interception in a season. **Rankings: 2023:** Currently sits first in a single season at Penn State in interception percentage (0.28), fifth in completion percentage (61.1), tied for sixth in touchdown passes (23) and 10th in completions (214). **Notable:** Began the season with 251 pass attempts without throwing an interception, the sixth-most to start a season without throwing a pick since 2000.

Game: 2023: In the season-opening win over West Virginia (9/2), became the first Penn State quarterback to throw for at least 300 yards in his first career start since Michael Robinson threw for 379 yards vs. Wisconsin in 2003...Was the first Penn State quarterback to throw for at least 300 yards in a season opener since Christian Hackenberg's 454 passing yards against UCF in 2014.

2023 > SOPHOMORE SEASON

Awards: Postseason: Earned honorable mention All-Big Ten honors from the coaches and media. **Midseason:** Named to the Davey O'Brien QB Class of 2023...Earned spots on the Maxwell Award and Manning Award watch lists. **Weekly:** Named the Big Ten Offensive Player of the Week (West Virginia, 9/2)...Named to the Davey O'Brien Award Great 8 List twice (Iowa, 9/23; Maryland, 11/4)...Was one of eight Manning Award Stars of the Week (West Virginia, 9/2).

Season: Penn State's starting quarterback in all 12 games...Has completed 214-of-350 passes (61.1%) for 2,336 yards, 23 touchdowns and one interception...Has 170 rushing yards with four scores...Earned the coaching staff's Offensive Player of the Week four times (West Virginia, 9/2; Delaware, 9/9; Maryland, 11/4; Michigan State, 11/24).

Rankings: Leads the nation in touchdown to interception ratio (23:1)...Ranks third in the Big Ten in passing touchdowns (23; 24th nationally), fourth in passing efficiency (138.3) and fifth in passing yards (2,336)...Is second in the conference in points responsible for (164; 28th).



West Virginia (9/2): Set a career-high mark in passing yards (325) while completing 21 passes and throwing three touchdowns...Tossed a 72-yard touchdown pass to KeAndre Lambert-Smith on Penn State's opening drive, marking the longest completion of his career...Also connected with Lambert-Smith on a 12-yard score in the third quarter...Found Malik McClain for a 25-yard touchdown strike in the fourth quarter. **Delaware (9/9):** Completed 22-of-26 passes for 204 yards and one touchdown...Rushed for 27 yards to go along with a rushing score...Found Tyler Warren on a 2-yard touchdown pass in the second quarter...Added a 1-yard rushing score in the third quarter. **at Illinois (9/16):** Completed 16 passes for 208 yards, including a long of 33 yards to Liam Clifford...Ran for 24 yards with a long rush of eight yards. **Iowa (9/23):** Completed 25-of-37 passes for 166 yards and a career-high four touchdown passes...Set a career high with 25 completions...Added 22 yards rushing...Connected on a 9-yard touchdown pass to Khalil Dinkins in the second quarter...Threw 2-yard and 7-yard touchdown passes to Warren in the third quarter...Found Lambert-Smith on a 3-yard touchdown pass in the fourth quarter. **at Northwestern (9/30):** Completed 18-of-33 passes for 189 yards and a touchdown, while adding a rushing score...Connected with Nicholas Singleton on a 2-yard touchdown pass in the third quarter...Scored on a 1-yard run in the third quarter. **UMass (10/14):** Completed 16-of-23 passes for 162 yards and three touchdowns...Threw a 7-yard touchdown pass to Warren in the second quarter...Tossed two touchdowns to Theo Johnson, both in the third quarter, from 30 yards and 18 yards...Added a 1-yard rushing touchdown in the second quarter. **at Ohio State (10/21):** Completed 18 passes for 191 yards and a touchdown...In the fourth quarter, connected with Kaden Saunders for an 8-yard score. **Indiana (10/28):** Completed 20-of-31 passes for 210 yards and three touchdowns...Found Lambert-Smith on a 57-yard touchdown pass with 1:46 to go in regulation for the go-ahead score...Also connected on a 9-yard touchdown pass to Dinkins in the first quarter and a 16-yard touchdown pass to Johnson in the third quarter. **at Maryland (11/4):** Completed 25-of-34 passes for 240 yards and a career-high-tying four touchdowns...Connected with Dante Cephas on a pair of touchdowns, including a 6-yard score on the opening drive and a 15-yard strike in the fourth quarter...Also found Johnson later in the first quarter on a 2-yard touchdown and Warren on an 8-yard touchdown in the second quarter...Posted a career-long 21-yard run in the second quarter and finished the game with 39 rushing yards. **Michigan (11/11):** Ran for a career-high 49 yards, including an 11-yard rushing score...Found Johnson on a 8-yard touchdown in the fourth quarter. **Rutgers (11/18):** Completed 6-of-13 passes for 79 yards before exiting the game with an injury...Rushed for 28 yards on three carries. **at Michigan State (11/24):** Went 17-for-26 for 292 yards and two touchdowns...Had a 2-yard touchdown pass to Allen in the second quarter and a 21-yard touchdown pass to Johnson in the fourth quarter...Completed a 60-yard pass to Omari Evans in the third quarter...Also found Singleton on a 54-yard catch and run in the first quarter.

ALLAR'S CAREER PASSING STATISTICS

	C-A	Yds.	%	TD-INT	YPG	LG
2022	35-60	344	58.3	4-0	34.4	32
2023	214-350	2,336	61.1	23-1	194.7	72
Career	294-410	2,680	60.7	27-1	121.8	72

ALLAR'S CAREER OFFENSIVE STATISTICS

	Att.-Yds.	Avg.	TD	LG	Rec.-Yds.	Avg.	TD	LG
2022	18-52	2.9	1	19	-	-	-	-
2023	69-170	2.5	4	21	1-4	4.0	-	4
Career	87-222	2.6	5	21	1-4	4.0	-	4

ALLAR'S CAREER HIGHS

Pass Completions..... 25; Twice: Last at Maryland, 11/4/23
 Pass Attempts 42; Ohio State, 10/21/23
 Passing Yards 325; West Virginia, 9/2/23
 Passing Touchdowns 4; Twice: Last at Maryland, 11/4/23
 Long Pass 72; West Virginia, 9/2/23
 Rushing Attempts 10; Michigan, 11/11/23
 Rushing Yards 49; Michigan, 11/11/23
 Rushing Touchdowns 1; Five Times: Last Michigan, 11/11/23
 Longest Rush 21; at Maryland, 11/4/23



KAYTRON ALLEN 13

Running Back | 5-11 | 222
 Sophomore
 Norfolk, Va./IMG Academy (Fla.)
 Major: Division of Undergraduate Studies

► **CAREER NOTES & RECORDS**

Career: Rankings: Has 1,718 career rushing yards, good for 22nd all-time at Penn State. **Notable:** Owns four career 100-yard rushing games...Has three career games with multiple rushing touchdowns.

Season: Records Set: In 2022, Allen (867) and Nicholas Singleton (1,061) became the first true freshman teammates in Big Ten history each with 700 or more rushing yards in a single season. **2022:** Finished with 10 rushing touchdowns, good for second, to Singleton (12), for most rushing touchdowns by a freshman in program history...The 867 rushing yards were the fourth-most by a Penn State freshman in a single season...Allen and Singleton became the only Penn State duo to each rush for 850+ yards in a season and one of three 800+ rushing yard duos: 2022 (Singleton, 1,061; Allen, 867), 2013 (Zach Zwinak, 989; Bill Belton, 803), 2005 (Tony Hunt, 1,047; Michael Robinson, 806).

Game: 2022: In the win at Indiana (11/5), became the first Penn State freshman with three rushing touchdowns in a game since Austin Scott against Kent State in 2003...His three rushing scores against the Hoosiers were the most by a Nittany Lion since Journey Brown's three scores against Rutgers in 2019... Allen and Nicholas Singleton each scored two touchdowns against Auburn (9/16), becoming the only Penn State freshmen to both score two rushing touchdowns in a game since at least 2000.

► **2023 ► SOPHOMORE SEASON**

Awards: Postseason: Earned second-team All-Big Ten honors from the coaches and third-team from the media...Was Penn State's Offensive MVP along with Nicholas Singleton. **Preseason:** Named to the Doak Walker Award watch list.

Season: Has appeared in 12 games, making six starts...Owns 162 carries for 851 yards (5.3) with six touchdowns...Has 14 receptions for 81 yards and a touchdown...Named the coaching staff's Offensive Player of the Game three times (Indiana, 10/28; Maryland 11/4; Michigan State, 11/24).

Rankings: Ranks fourth in the Big Ten in yards per carry (5.3) and fifth in rushing yards (851).

West Virginia (9/2): Ran the ball 10 times for 51 yards with a long rush of nine yards...Added a 15-yard reception. **Delaware (9/9):** Posted 103 yards on 19 carries with a touchdown and a long rush of 17 yards...Scored on a 4-yard run in the first quarter. **at Illinois (9/16):** Posted 13 carries for a team-high 54 yards and a touchdown...Added 1 grab for nine yards...Scored on a 4-yard rushing touchdown in the second quarter. **Iowa (9/23):** Logged 72 yards on 21 carries...Matched his career high in receptions with three. **at Northwestern (9/30):** Posted six carries for 27 yards. **UMass (10/14):** Ran for 68 yards on nine carries with a long rush of 18 yards and a touchdown...Scored on a 9-yard run in the second quarter...Added an 8-yard reception. **at Ohio State (10/21):** Posted 26 rushing yards and a 4-yard reception. **Indiana (10/28):** Rushed for 81 yards on 18 carries with a long rush of 12 yards...Added two catches for 13 yards. **at Maryland (11/4):** Rushed for a team-high 91 yards on 14 carries, including a 10-yard touchdown run in the fourth quarter. **Michigan (11/11):** Finished the game with a team-high 72 rushing yards and averaged six yards per carry...Had a 34-yard run in the second quarter...Completed a 4-yard pass to Drew Allar to convert a fourth down attempt in the second quarter. **Rutgers (11/18):** Rushed for 69 yards and two touchdowns on 16 carries...Scored on a 2-yard run in the second quarter and added a 3-yard touchdown run in the fourth quarter. **at Michigan State (11/24):** Finished with a career-high 137 rushing yards on 15 carries...Also matched his career high in receptions (3) to go along with 17 receiving yards and a 2-yard touchdown grab in the second quarter...Had a 50-yard rush in the first quarter and a 40-yard rush in the fourth quarter.

ALLEN'S CAREER STATISTICS

	Att.-Yds.	Avg.	TD	LG	Rec.-Yds.	Avg.	TD	LG
2022	167-867	5.2	10	59	20-188	9.4	1	45
2023	162-851	5.3	6	50	14-81	5.8	1	15
Career	329-1,718	5.2	16	59	34-269	7.9	2	45

► **ALLEN'S CAREER HIGHS**

Rushing Attempts 21; Three Times: Last Iowa, 9/23/23
Rushing Yards 137; at Michigan State, 11/24/23
Rushing Touchdowns 3; at Indiana, 11/5/22
Longest Rush 59; at Rutgers, 11/19/22
Receptions 3; Five Times: Last at Michigan State, 11/24/23
Receiving Yards 72; at Indiana, 11/5/22
Receiving Touchdowns 1; Twice: Last at Michigan State, 11/24/23
Longest Reception 45; at Indiana, 11/5/22



KALEB ARTIS 58

Defensive Tackle | 6-4 | 319
 Redshirt Freshman
 Westbury, N.Y./St. Francis Prep
 Major: Division of Undergraduate Studies

► **2023 ► REDSHIRT FRESHMAN SEASON**

Season: Has appeared in all 12 games, primarily on the field goal unit...Owns three tackles, a half-tackle for loss and a quarterback hurry...Named the coaching staff's Developmental Squad Defensive Player of the Week (Rutgers, 11/19).

UMass (10/14): Assisted on two tackles to go along with a quarterback hurry. **at Michigan State (11/24):** Assisted on a tackle for loss.

ARTIS' CAREER STATISTICS

	UT-AT	TT	FF	FR	I	PBU	SACK	TFL
2023	0-3	3	-	-	-	-	-	0.5-1
Career	0-3	3	-	-	-	-	-	0.5-1

► **ARTIS' CAREER HIGHS**

Tackles 2; UMass, 10/14/23
Tackles for Loss 0.5; at Michigan State, 11/24/23



HAKEEM BEAMON 51

Defensive Tackle | 6-3 | 290
 Redshirt Senior
 Midlothian, Va./Manchester
 Major: Rehabilitation and Human Services

► **2023 ► REDSHIRT SENIOR SEASON**

Awards: Preseason: Named to Reese's Senior Bowl watch list.

Season: Has appeared in 12 games, making six starts...Owns nine tackles (6 solo), one sack and two quarterback hurries.

West Virginia (9/2): Assisted on a tackle. **Delaware (9/9):** Recorded an assisted tackle and added a quarterback hurry. **at Illinois (9/16):** Posted a solo tackle. **at Ohio State (10/21):** Assisted on a tackle. **Indiana (10/28):** Recorded a solo tackle. **at Maryland (11/4):** Registered a solo sack, the first of his career, in the second quarter. **Michigan (11/11):** Made a solo tackle. **Rutgers (11/18):** Tallied two solo tackles. **at Michigan State (11/24):** Had a quarterback hurry.

BEAMON'S CAREER STATISTICS

	UT-AT	TT	FF	FR	I	PBU	SACK	TFL
2019	1-1	2	-	-	-	-	-	-
2020	4-3	7	-	-	-	-	-	1.5-2
2021	-	-	-	-	-	-	-	-
2022	8-8	16	-	-	-	4	-	6.0-16
2023	6-3	9	-	-	-	-	1.0-8	1.0-8
Career	19-15	34	-	-	-	4	1.0-8	8.5-26

► **BEAMON'S CAREER HIGHS**

Tackles 3; Twice: Last Michigan State, 11/26/22
Tackles for Loss 1.5; at Rutgers, 11/19/22
Sacks 1; at Maryland, 11/4/23
Pass Breakups 2; Northwestern, 10/1/22



TY BLANDING 39

Defensive Tackle | 6-1 | 276
 Freshman
 Bronx, N.Y./Christ the King
 Major: Division of Undergraduate Studies

► 2023 ► TRUE FRESHMAN SEASON

Has appeared in one game.



ABDUL CARTER 11

Linebacker | 6-3 | 249
 Sophomore
 Philadelphia, Pa./La Salle College High School
 Major: Division of Undergraduate Studies

► CAREER NOTES & RECORDS

Season: 2022: Joined Deion Barnes (10 TFL, 6 sacks; 2012) as the only Penn State freshmen to record 10-plus tackles for loss and 6-plus sacks in a season...Was one of eight linebackers (10 instances) to put up 10-plus tackles for loss and 6-plus sacks in a season at Penn State...Became the first PSU linebacker since Dan Connor (15 TFL, 6.5 sacks; 2007) to reach the milestone.

► 2023 ► SOPHOMORE SEASON

Awards: Postseason: Earned first-team All-Big Ten honors from the coaches and second-team from the media...Tabbed second-team All-American by Sports Illustrated...Named Penn State's Keystone Award winner on defense along with Kevin Winston Jr. **Preseason:** Named to the Bednarik Award, Butkus Award, Lombardi Award, Lott IMPACT Trophy and Nagurski Award watch lists...Earned PFF All-American honorable mention recognition.

Season: Has started all 12 games...Owns 45 tackles (24 solo), 5.5 tackles for loss, 4.5 sacks, an interception, a forced fumble, four pass breakups and five quarterback hurries...Named the coaching staff's Defensive Player of the Game (Maryland, 11/4).

West Virginia (9/2): Recorded a sack to force a turnover on downs in the fourth quarter...Added a quarterback hurry. **Delaware (9/9):** Made four tackles (3 solo) and added a quarterback hurry. **at Illinois (9/16):** Intercepted a pass in the first quarter and returned it 18 yards, the first pick of his career...Added a pair of tackles. **Iowa (9/23):** Made three tackles. **at Northwestern (9/30):** Broke up a pass and made a solo stop...Added a quarterback hurry. **UMass (10/14):** Posted three tackles, including a tackle for loss. **at Ohio State (10/21):** Made a career-high nine tackles (5 solo)...Added a pass breakup. **Indiana (10/28):** Tallied five tackles. **at Maryland (11/4):** Posted a team-high six tackles, a solo sack in the first quarter and a pass breakup. **Michigan (11/11):** Made three tackles (2 solo) to go along with a forced fumble and a pass breakup. **Rutgers (11/18):** Posted five tackles (2 solo), a half-sack and a quarterback hurry. **at Michigan State (11/24):** Tied his career high with two sacks, registering one in the second quarter and another in the third quarter...Finished with three solo tackles and added a quarterback hurry.

CARTER'S CAREER STATISTICS

	UT-AT	TT	FF	FR	I	PBU	SACK	TFL
2022	36-20	56	2	-	-	4	6.5-59	10.5-64
2023	24-21	45	1	-	1	4	4.5-43	5.5-46
Career	60-41	101	3	-	1	8	11.0-102	16.0-110

► CARTER'S CAREER HIGHS

Tackles.....9; at Ohio State, 10/21/23
Tackles for Loss.....3; Michigan State, 11/26/22
Sacks.....2; Twice: Last at Michigan State, 11/24/23
Forced Fumbles.....1; Three Times: Last Michigan, 11/11/23
Interceptions.....1; at Illinois, 9/16/23
Long Interception Return.....18; at Illinois, 9/16/23
Pass Breakups.....1; Eight Times: Last Michigan, 11/11/23



DANTE CEPHAS 3

Wide Receiver | 6-0 | 193
 Redshirt Senior
 Pittsburgh, Pa./Penn Hills/Kent State
 Major: Telecommunications

► 2023 ► REDSHIRT SENIOR SEASON

Awards: Preseason: Named to the Biletnikoff Award and Reese's Senior Bowl watch lists.

Season: Has appeared in 12 games, making six starts...Owns 22 grabs for 246 yards and two scores.

West Virginia (9/2): Made a 22-yard reception. **Delaware (9/9):** Posted two catches for 36 yards, including a long grab of 26 yards. **at Illinois (9/16):** Recorded a 13-yard reception. **Iowa (9/23):** Made an 11-yard catch. **at Northwestern (9/30):** Hauled in two receptions for 21 yards, including a long reception of 15 yards on a fourth down conversion early in the game. **at Ohio State (10/21):** Recorded two catches for 28 yards, including a long grab of 19 yards. **Indiana (10/28):** Posted two catches for 15 yards. **at Maryland (11/4):** Recorded six catches for 53 receiving yards and two touchdowns...Hauled in a 6-yard touchdown reception in the first quarter and a 15-yard touchdown reception in the third quarter, the first two touchdown grabs of his career in a Penn State uniform. **Michigan (11/11):** Made two receptions for 11 yards. **at Michigan State (11/24):** Posted three grabs for 36 yards.

CEPHAS' CAREER STATISTICS

	Att.-Yds.	Avg.	TD	LG	Rec.-Yds.	Avg.	TD	LG
2019*	-	-	-	-	4-19	4.8	-	8
2020*	1-6	6.0	-	6	11-136	12.4	-	50
2021*	-	-	-	-	82-1240	15.1	9	80
2022*	2-12	6.0	-	8	48-744	15.5	3	54
2023	-	-	-	-	22-246	11.2	2	26
Career	3-18	6.0	-	8	167-2,385	14.3	14	80

► CEPHAS' CAREER HIGHS

Receptions.....13; Twice: Last Ohio, 10/1/22*
Receiving Yards.....246; Ohio, 10/1/22*
Receiving Touchdowns.....3; Buffalo, 10/9/21*
Longest Reception.....80; vs. Wyoming, 12/21/21*
Rushing Attempts.....1; Three Times: Last at Miami (Ohio), 10/8/22*
Rushing Yards.....8; at Miami (Ohio), 10/8/22*
Longest Rush.....8; at Miami (Ohio), 10/8/22*

* at Kent State(2019-22).



LIAM CLIFFORD 2

Wide Receiver | 6-1 | 201
 Redshirt Sophomore
 Maineville, Ohio/St. Xavier
 Major: Advertising and Public Relations

► 2023 ► REDSHIRT SOPHOMORE SEASON

Awards: Earned Academic All-Big Ten honors.

Season: Has appeared in 12 games, making one start...Owns 10 receptions for 105 yards.

West Virginia (9/2): Made two grabs for 25 yards, including a long reception of 17 yards. **Delaware (9/9):** Made his first career start...Had two catches. **at Illinois (9/16):** Hauled in a career-long 33-yard reception towards the end of the first half, setting up a field goal. **Iowa (9/23):** Caught two passes for 17 yards. **at Northwestern (9/30):** Made a 6-yard catch. **at Ohio State (10/21):** Hauled in a 7-yard reception. **Rutgers (11/18):** Made a 15-yard reception.

CLIFFORD'S CAREER STATISTICS

	Att.-Yds.	Avg.	TD	LG	Rec.-Yds.	Avg.	TD	LG
2022	-	-	-	-	8-89	11.1	-	20
2023	-	-	-	-	10-105	10.5	-	33
Career	-	-	-	-	18-194	10.8	-	33

► **CLIFFORD'S CAREER HIGHS**

Receptions.....3; at Indiana, 11/5/22
 Receiving Yards.....33; at Illinois, 9/16/23
 Longest Reception33; at Illinois, 9/23/23



AUDAVION COLLINS 29

Cornerback | 5-11 | 170
 Redshirt Freshman
 Covington, Ga./Newton/Mississippi State
 Major: Division of Undergraduate Studies

► **2023 ► REDSHIRT FRESHMAN SEASON**

Season: Has appeared in five games, primarily on special teams.
Delaware (9/9): Posted the first two tackles of his career, including a tackle for loss..Added a quarterback hurry. **UMass (10/14):** Recorded a solo tackle on special teams.

COLLINS' CAREER STATISTICS

	UT-AT	TT	FF	FR	I	PBU	SACK	TFL
2023	3-0	3	-	-	-	-	-	1.0-1
Career	3-0	3	-	-	-	-	-	1.0-1

► **COLLINS' CAREER HIGHS**

Tackles.....2; Delaware, 9/9/23
 Tackles for Loss1.0; Delaware, 9/9/23



JERRY CROSS 88

Tight End | 6-5 | 257
 Redshirt Freshman
 Milwaukee, Wis./Rufus King
 Major: Division of Undergraduate Studies

► **2023 ► REDSHIRT FRESHMAN SEASON**

Has appeared in five games.



NICK DAWKINS 53

Offensive Line | 6-4 | 315
 Redshirt Junior
 Allentown, Pa./Parkland
 Major: Recreation, Park and Tourism Management

► **2023 ► REDSHIRT JUNIOR SEASON**

Awards: Earned Academic All-Big Ten honors.
Season: Has appeared in all 12 games on offense and special teams.
Delaware (9/9): Saw significant time at center...Penn State tallied 541 total yards on offense, including 315 yards on the ground...The Nittany Lions ran 91 offensive plays and held the ball for a time of possession of 42:22...Kaytron Allen rushed for 103 yards on 19 carries and touchdown, while Nicholas Singleton scored three touchdowns on the ground. **UMass (10/14):** Played both center and guard...The Nittany Lions rushed for 246 yards and finished with 408 yards of offense in the 63-0 win...Drew Allar accounted for four total touchdowns, including three passing. **Rutgers (11/18):** Penn State rushed for 234 yards rushing with all four touchdowns coming on runs...Beau Pribula (71 yards), Allen (69) and Singleton (61) paced an offense which averaged six yards per carry. **at Michigan State (11/24):** Helped Penn State post 10 offensive plays of 20+ yards in the game, including five passing plays and five rushing plays...The Nittany Lions had three plays of 50+ yards and four plays of 40+ yards...Allen (137) and Singleton (118) both went over 100 rushing yards.



DOMINIC DELUCA 0

Linebacker | 6-1 | 218
 Redshirt Sophomore
 West Pittston, Pa./Wyoming Area
 Major: Agribusiness Management

► **CAREER NOTES & RECORDS**

Career: Notable: Owns two career blocked punts (UMass, 10/14/23; Minnesota, 10/22/22).

► **2023 ► REDSHIRT SOPHOMORE SEASON**

Awards: Postseason: Earned the team's John Bruno Memorial Award, recognizing Penn State's outstanding special teams player. **Midseason:** Named a Burlsworth Trophy nominee.

Season: Has appeared in 12 games on defense and special teams...Has 25 tackles (15 solo), 3.5 tackles for loss, one sack, two forced fumbles, two interceptions, three pass breakups and a blocked punt...Named a team captain at the conclusion of spring practice...Awarded No. 0 jersey as Penn State's special teams leader, continuing a Penn State tradition...Named the coaching staff's Defensive Player of the Game (Delaware, 9/9) and Special Teams Player of the Game (Iowa, 9/23).

West Virginia (9/2): Recorded a solo sack in the second quarter. **Delaware (9/9):** Picked off a pass, the first of his career, in the third quarter and returned it 26 yards for a touchdown. **at Illinois (9/16):** Forced a fumble in the first quarter, the first of his career, which was recovered by Kobe King...Was credited with a tackle for loss on the forced fumble...Posted a career-high six tackles. **Iowa (9/23):** Made two solo tackles, including a tackle for loss, to go along with a forced fumble and a pass breakup. **at Northwestern (9/30):** Posted four solo tackles. **UMass (10/14):** Blocked a punt in the second quarter, the second of his career...Finished with three tackles and a pass breakup. **at Ohio State (10/21):** Posted two tackles. **at Maryland (11/4):** Posted an interception in the fourth quarter and returned it 35 yards...Added a solo tackle. **Michigan (11/11):** Made two solo stops. **Rutgers (11/18):** Tallied a solo tackle. **at Michigan State (11/24):** Made three tackles, including a half-tackle for loss.

DELUCA'S CAREER STATISTICS

	UT-AT	TT	FF	FR	I	PBU	SACK	TFL
2021	-	-	-	-	-	-	-	-
2022	18-11	29	-	-	-	1	1.0-3	2.0-6
2023	15-10	25	2	-	2	3	1.0-5	3.5-10
Career	33-21	54	2	-	2	4	2.0-8	5.5-16

► **DELUCA'S CAREER HIGHS**

Tackles.....6; at Illinois, 9/16/23
 Tackles for Loss1.5; at Rutgers, 11/19/22
 Sacks.....1; Twice: Last West Virginia, 9/2/23
 Forced Fumbles.....1; Twice: Last Iowa, 9/23/23
 Interceptions.....1; Twice: Last at Maryland, 11/4/23
 Long Interception Return35; at Maryland, 11/4/23
 Pass Breakups1; Four Times: Last at Maryland, 11/4/23
 Blocked Kicks.....1; Twice: Last UMass, 10/14/23





DANI DENNIS-SUTTON 33

Defensive End | 6-5 | 261
 Sophomore
 Millsboro, Del./McDonogh School (Md.)
 Major: Division of Undergraduate Studies

► 2023 ► SOPHOMORE SEASON

Awards: Named third-team All-Big Ten by the coaches and honorable mention by the media...Earned Academic All-Big Ten honors.

Season: Has appeared in 12 games, making two starts...Owns 23 tackles (15 solo), six tackles for loss, 3.5 sacks, two forced fumbles, a fumble recovery, two quarterback hurries and a pass breakup...Named the coaching staff's Defensive Player of the Game (Indiana, 10/28).

Delaware (9/9): Recorded a half-tackle for loss and a quarterback hurry. **at Illinois (9/16):** Posted two tackles and assisted on a tackle for loss. **Iowa (9/23):** Forced a fumble in the first quarter, the first of his career, which was recovered by Curtis Jacobs...Added a pass breakup and a quarterback hurry. **at Northwestern (9/30):** Posted a solo sack in the second quarter...Also assisted on a tackle for loss early in the second quarter. **at UMass (10/14):** Combined with Adisa Isaac on a sack in the first quarter. **at Ohio State (10/21):** Made three tackles (2 solo). **Indiana (10/28):** Secured a career-best six tackles to go along with a sack and a forced fumble...Recorded a strip-sack late in the fourth quarter, resulting in a safety to help seal the wins for the Nittany Lions. **at Maryland (11/4):** Made three stops (2 solo). **Michigan (11/11):** Tied a career high with two tackles for loss, including one sack, and finished with three solo tackles...Recorded the solo sack on Michigan's opening drive. **Rutgers (11/18):** Recovered a fumble in the second quarter.

DENNIS-SUTTON'S CAREER STATISTICS

	UT-AT	TT	FF	FR	I	PBU	SACK	TFL
2022	11-6	17	-	-	1	1	3.0-21	3.5-22
2023	15-8	23	2	1	-	1	3.5-29	6.0-33
Career	26-14	40	2	1	1	2	6.5-50	9.5-55

► DENNIS-SUTTON'S CAREER HIGHS

Tackles.....6; Indiana, 10/28/23
Tackles for Loss.....2; Twice: Last Michigan, 11/11/23
Sacks.....2; Central Michigan, 9/24/22
Forced Fumbles.....1; Twice: Last Indiana, 10/28/23
Fumble Recoveries.....1; Rutgers, 11/18/23
Interceptions.....1; at Indiana, 11/5/22
Long Interception Return.....20; at Indiana, 11/5/22
Pass Breakups.....1; Twice: Last Iowa, 9/23/23



KHALIL DINKINS 16

Tight End | 6-4 | 245
 Redshirt Sophomore
 Wexford, Pa./North Allegheny
 Major: Division of Undergraduate Studies

► 2023 ► REDSHIRT SOPHOMORE SEASON

Season: Has appeared in 11 games on offense and special teams...Has four receptions for 45 yards and a pair of touchdowns.

Iowa (9/23): Recorded a 9-yard touchdown reception from Drew Allar in the second quarter. **Indiana (10/28):** Hauled in a 9-yard touchdown catch in the first quarter. **at Maryland (11/4):** Posted a 16-yard grab. **at Michigan State (11/24):** Made an 11-yard reception.

DINKINS' CAREER STATISTICS

	Att.-Yds.	Avg.	TD	LG	Rec.-Yds.	Avg.	TD	LG
2022	-	-	-	-	4-53	13.3	1	28
2023	-	-	-	-	4-45	11.3	2	16
Career	-	-	-	-	8-98	12.3	3	28

► DINKINS' CAREER HIGHS

Receptions.....1; Eight Times: Last at Michigan State, 11/24/23
Receiving Yards.....28; Ohio, 9/10/22
Receiving Touchdowns.....1; Three Times: Last Indiana, 10/28/23
Longest Reception.....28; Ohio, 9/10/22



KOLIN DINKINS 31

Cornerback | 6-2 | 194
 Redshirt Freshman
 Wexford, Pa./North Allegheny
 Major: Division of Undergraduate Studies

► 2023 ► REDSHIRT FRESHMAN SEASON

Awards: Earned the team's Outstanding Run-On Award along with Dominic Rulli.

Season: Has appeared in 11 games on special teams.

West Virginia (9/2): Posted a solo tackle.

DINKINS' CAREER STATISTICS

	UT-AT	TT	FF	FR	I	PBU	SACK	TFL
2023	1-0	1	-	-	-	-	-	-
Career	1-0	1	-	-	-	-	-	-

► DINKINS' CAREER HIGHS

Tackles.....1; West Virginia, 9/2/23



JOHNNY DIXON 3

Cornerback | 6-0 | 196
 Senior
 Tampa, Fla./Chamberlain/South Carolina
 Major: Recreation, Park and Tourism Management

► 2023 ► SENIOR SEASON

Awards: Postseason: Earned third-team All-Big Ten honors from the coaches and honorable mention from the media...Was Penn State's Tim Shaw Thrive Award winner with Hunter Nourzad. **Preseason:** Named to the Reese's Senior Bowl watch list.

Season: Has started all 12 games at cornerback...Owns 26 tackles (20 solo) to go along with an interception, three pass breakups, 5.5 tackles for loss and 4.5 sacks.

Rankings: Leads all FBS cornerbacks with 4.5 sacks and ranks second with 5.5 tackles for loss.

West Virginia (9/2): Posted three solo tackles and added two pass breakups. **at Illinois (9/16):** Intercepted a pass in the third quarter and returned it 21 yards...It marked the longest interception return of his career...Added two solo tackles. **Iowa (9/23):** Made a solo stop. **at Northwestern (9/30):** Posted two solo tackles. **at Ohio State (10/21):** Collected a career-high two tackles for loss and recorded a solo sack in the first quarter...Also tied his career high with five tackles (3 solo)...Added a pass breakup. **Indiana (10/28):** Made four tackles (2 solo)...Added a solo sack in the fourth quarter. **at Maryland (11/4):** Posted a solo sack in the second quarter...Made two solo stops. **Michigan (11/11):** Made two tackles. **Rutgers (11/18):** Forced a fumble in the second quarter and registered a solo sack in the third quarter...Made three solo tackles. **at Michigan State (11/24):** Posted two tackles and assisted on a sack, marking his fifth game in the last six where he has recorded at least a half-sack.

DIXON'S CAREER STATISTICS

	UT-AT	TT	FF	FR	I	PBU	SACK	TFL
2019*	2-1	3	-	-	1	-	-	1-2
2020*	28-6	34	-	1	-	5	-	-
2021	8-2	10	-	-	-	2	-	0.5-0
2022	17-6	23	1	-	2	10	3.0-20	4.5-24
2023	20-6	26	1	-	1	3	4.5-28	5.5-31
Career	75-21	96	2	1	4	20	7.5-48	11.5-57

► **DIXON'S CAREER HIGHS**

Tackles.....5; Four Times: Last at Ohio State, 10/21/23
 Tackles for Loss2; at Ohio State, 10/21/23
 Sacks.....1; Seven Times: Last Rutgers, 11/18/23
 Forced Fumbles.....1; Twice: Last Rutgers, 11/18/23
 Fumble Recoveries1; at Ole Miss, 11/14/20*
 Interceptions.....1; Four Times: Last at Illinois, 9/16/23
 Long Interception Return21; at Illinois, 9/16/23
 Pass Breakups3; Central Michigan, 9/24/22

* at South Carolina (2019-20).



ANTHONY DONKOH 68
 Offensive Line | 6-5 | 335
 Freshman
 Aldie, Va./Lightridge
 Major: Division of Undergraduate Studies

► **2023 ► TRUE FRESHMAN SOPHOMORE SEASON**

Season: Has appeared in three games.



ZANE DURANT 28
 Defensive Tackle | 6-1 | 285
 Sophomore
 Lake Nona, Fla./Lake Nona
 Major: Division of Undergraduate Studies

► **CAREER NOTES & RECORDS**

Game: **2023:** Posted three tackles for loss at Northwestern (9/30), Penn State's first defensive tackle to record three or more tackles for loss against a Big Ten opponent since Curtis Cothran against Wisconsin in 2016...Became PSU's first defensive tackle to register three or more tackles for loss in a game since Tyrell Chavis against Akron in 2017.

► **2023 ► SOPHOMORE SEASON**

Season: Has appeared in 12 games, making 10 starts...Owns 16 tackles (11 solo) to go along with 5.5 tackles for loss, two sacks, a fumble recovery and a quarterback hurry...Named the coaching staff's Defensive Player of the Game (Northwestern, 9/30).

Awards: Earned All-Big Ten honorable mention laurels from the media.


West Virginia (9/2): Made first career start...Recorded two tackles. **Delaware (9/9):** Made a career-high four tackles (2 solo)...Posted a sack and 1.5 tackles for loss. **at Illinois (9/16):** Recorded a solo stop. **at Northwestern (9/30):** Secured a career-high three tackles for loss to go along with a sack...Matched his career best in tackles with four...Solo sack came in the fourth quarter. **at Ohio State (10/21):** Posted two solo stops, including a tackle for loss in the fourth quarter. **Indiana (10/28):** Made two tackles. **at Maryland (11/4):** Recovered a fumble in the first quarter, the first of his career. **Michigan (11/11):** Assisted on a tackle.

DURANT'S CAREER STATISTICS

	UT-AT	TT	FF	FR	I	PBU	SACK	TFL
2022	1-4	5	-	-	-	-	1.0-8	1.0-8
2023	11-5	16	-	1	-	-	2.0-17	5.5-28
Career	12-9	21	-	1	-	-	3.0-25	6.5-36

► **DURANT'S CAREER HIGHS**

Tackles.....4; Twice: Last at Northwestern, 9/30/23
 Tackles for Loss3.0; at Northwestern, 9/30/23
 Sacks.....1; Three Times: Last at Northwestern, 9/30/23
 Fumble Recoveries1; at Maryland, 11/4/23



TYLER DUZANSKY 48
 Long Snapper | 6-4 | 215
 Redshirt Sophomore
 Glen Ellyn, Ill./St. Francis Prep
 Major: Supply Chain and Information Systems

► **2023 ► REDSHIRT SOPHOMORE SEASON**

Awards: Earned Academic All-Big Ten honors.

Season: Has appeared in all 12 games as the team's primary long snapper...Owns four tackles (3 solo) on special teams.

West Virginia (9/2): Made first career start at long snapper. **Delaware (9/9):** Assisted placekicker Alex Felkins in going 8-for-8 on extra point attempts...Punter Riley Thompson hit a 47-yard punt to the Delaware 7 in the second quarter. **at Illinois (9/16):** Helped Felkins convert on three field goals, including a long of 45 yards...Thompson landed a pair of punts inside the Illinois 20. **Iowa (9/23):** Helped Felkins hit a 46-yard field goal in the first quarter and all four extra-point attempts. **at Northwestern (9/30):** Snapped for Thompson, who averaged 46.8 yards on four punts while knocking two inside the 20...Felkins connected on two field goals, one from 47 yards and another from 20 yards. **UMass (10/14):** Thompson booted a 47-yard punt to the UMass 10, his lone punt of the game...Penn State converted on all nine extra-point attempts. **at Ohio State (10/21):** Helped Felkins connect on a pair of 40+ yard field goals...Thompson averaged 43.7 yards on nine punts, including four inside the 20, two inside the 10 and two punts of 50+ yards. **Indiana (10/28):** Helped Felkins drill a 50-yard field goal to close out the first half...Thompson had four punts of 50+ yards and had two punts land inside the 10. **at Maryland (11/4):** Assisted Felkins in converting all three of his field goal attempts from 30, 35 and 39 yards. **Michigan (11/11):** Helped Felkins make a 20-yard field goal in the first quarter...Thompson averaged 49.0 yards per punt on five kicks, tying his season-best average, including three punts of 50+ yards. **Rutgers (11/18):** Felkins made two field goals, including a 48-yard field goal in the third quarter...Thompson averaged 52 yards on two punts. **at Michigan State (11/24):** Helped Felkins nail a 49-yard field goal on the opening drive, as well as a 30-yard field goal in the second quarter and all three extra-point attempts...Snapped for Thompson, who averaged 47.0 yards on three punts.



DVON ELLIES 91
 Defensive Tackle | 6-1 | 298
 Redshirt Senior
 Burtonsville, Md./McDonogh School
 Major: Journalism

► **2023 ► REDSHIRT SENIOR SEASON**

Awards: **Postseason:** Named an All-Big Ten honorable mention selection by the media...Earned the team's Ridge Riley Memorial Award along with Malick Meiga. **Preseason:** Named to the Allstate Good Works Team and Wuerffel Trophy watch lists.

Season: Has appeared in 12 games, making seven starts...Owns 22 tackles (11 solo), five tackles for loss and a quarterback hurry.

West Virginia (9/2): Matched his career high in tackles with four (2 solo). **at Northwestern (9/30):** Had a quarterback hurry. **UMass (10/14):** Tied for the team lead in tackles with a career-high five, while also posting a career-high 2.5 tackles for loss. **at Ohio State (10/21):** Assisted on a pair of tackles, including a half tackle for loss. **Indiana (10/28):** Made a solo stop. **at Maryland (11/4):** Assisted on a tackle for loss and made two total tackles. **Michigan (11/11):** Made four tackles (3 solo). **Rutgers (11/18):** Posted three tackles and assisted on a tackle for loss. **at Michigan State (11/24):** Recorded a solo tackle for loss.

ELLIES' CAREER STATISTICS

	UT-AT	TT	FF	FR	I	PBU	SACK	TFL
2020	3-0	3	-	-	-	-	1.0-10	1.0-10
2021	7-8	15	-	1	-	-	-	1.5-1
2022	6-9	15	1	-	-	1	1.0-9	2.0-12
2023	11-11	22	-	-	-	-	-	5.0-14
Career	27-28	55	1	1	-	1	2.0-19	9.5-37

► **ELLIS' CAREER HIGHS**

Tackles.....5; UMass, 10/14/23
 Tackles for Loss2.5; UMass, 10/14/23
 Sacks.....1.0; Twice: Last at Indiana, 11/5/22
 Forced Fumbles.....1; at Michigan, 10/15/22
 Fumble Recoveries.....1; Illinois, 10/23/21
 Pass Breakups.....1; Michigan State, 11/26/22



KEATON ELLIS 2

Safety | 5-11 | 190
 Senior
 State College, Pa./State College Area
 Major: Recreation, Park and Tourism Management

► **CAREER NOTES & RECORDS**

Season: 2019: Tied for ninth at Penn State with three forced fumbles.

► **2023 ► SENIOR SEASON**

Awards: Preseason: Named to the Reese's Senior Bowl watch list.

Season: Has appeared in 12 games...Owns 14 tackles (12 solo), an interception and a forced fumble... Named a team captain at the conclusion of spring practice.

West Virginia (9/2): Made three solo tackles. **Delaware (9/9):** Forced a fumble in the third quarter, which was recovered by Kevin Winston Jr...Added two solo tackles. **at Illinois (9/16):** Made a solo stop. **at Northwestern (9/30):** Posted three solo tackles. **UMass (10/14):** Intercepted a pass in the third quarter and returned it six yards...Assisted on a tackle. **at Ohio State (10/21):** Posted two tackles. **at Maryland (11/4):** Made a solo stop. **Michigan (11/11):** Recorded a solo tackle.

ELLIS' CAREER STATISTICS

	UT-AT	TT	FF	FR	I	PBU	SACK	TFL
2019	9-9	18	3	1	-	2	-	-
2020	7-5	12	-	-	1	2	-	1.0-4
2021	14-4	18	-	-	-	1	-	-
2022	15-9	24	-	-	-	7	-	2.0-6
2023	12-2	14	1	-	1	-	-	-
Career	57-29	86	4	1	2	12	-	3.0-10

► **ELLIS' CAREER HIGHS**

Tackles.....6; Twice: Last vs. Arkansas, 1/1/22
 Tackles for Loss1.0; Three Times: Last at Rutgers, 11/19/22
 Forced Fumbles.....1; Four Times: Last Delaware, 9/9/23
 Fumble Recoveries.....1; at Maryland, 9/27/19
 Interceptions.....1; Twice: Last UMass, 10/14/23
 Pass Breakups.....4; at Purdue, 9/1/22



TYLER ELSDON 43

Linebacker | 6-2 | 229
 Junior
 Frackville, Pa./North Schuylkill
 Major: Health Policy and Administration

► **2023 ► JUNIOR SEASON**

Awards: Postseason: Earned Academic All-Big Ten honors. **Preseason:** Named to the Reese's Senior Bowl watch list.

Season: Has appeared in 12 games on defense and special teams...Owns 19 tackles (14 solo), a tackle for loss, a fumble recovery, two pass breakups and a quarterback hurry.

West Virginia (9/2): Made a solo stop. **at Illinois (9/16):** Made three solo stops...Added a pass breakup. **at Northwestern (9/30):** Made a solo tackle and broke up a pass. **UMass (10/14):** Posted a solo tackle. **at Ohio State (10/21):** Recovered a muffed punt in the third quarter...Added a solo tackle. **Indiana (10/28):** Posted two solo stops. **at Maryland (11/4):** Recorded a tackle for loss. **Michigan (11/11):** Posted a solo tackle. **at Michigan State (11/24):** Assisted on two tackles.

ELSDON'S CAREER STATISTICS

	UT-AT	TT	FF	FR	I	PBU	SACK	TFL
2020	1-0	1	-	-	-	-	-	-
2021	9-2	11	-	-	-	-	-	-
2022	25-19	44	-	1	-	1	1.0-2	3.0-6
2023	14-5	19	-	1	-	2	-	1.0-3
Career	49-26	75	-	2	-	3	1.0-1	4.0-9

► **ELSDON'S CAREER HIGHS**

Tackles.....6; Three Times: Last vs. Utah, 1/2/23
 Tackles for Loss1.0; Three Times: Last at Maryland, 11/4/23
 Sacks.....1.0; at Rutgers, 11/19/22
 Fumble Recoveries.....1; Twice: Last at Ohio State, 10/21/23
 Pass Breakups.....1; Three Times: Last at Northwestern, 9/30/23



JASON ESTRELLA 86

Wide Receiver | 6-2 | 188
 Redshirt Sophomore
 Bethlehem, Pa./Liberty
 Major: Biobehavioral Health

► **2023 ► REDSHIRT SOPHOMORE SEASON**

Has appeared in two games.



OMARI EVANS 5

Wide Receiver | 6-0 | 185
 Sophomore
 Killeen, Texas/Shoemaker
 Major: Division of Undergraduate Studies

► **2023 ► SOPHOMORE SEASON**

Awards: Postseason: Earned Academic All-Big Ten honors. **Preseason:** Named to the Earl Campbell Tyler Rose Award watch list.

Season: Has appeared in eight games...Has four catches for 94 yards and a touchdown.

Delaware (9/9): Scored on a 4-yard touchdown reception from Beau Pribula in the fourth quarter. **at Maryland (11/4):** Posted a 5-yard reception. **Rutgers (11/18):** Made a 25-yard reception. **at Michigan State (11/24):** Tallied a 60-yard grab in the third quarter, the longest reception of his career, to set up an eventual Penn State touchdown on the drive.

EVANS' CAREER STATISTICS

	Att.-Yds.	Avg.	TD	LG	Rec.-Yds.	Avg.	TD	LG
2022	1-7	7.0	-	7	5-55	11.0	1	32
2023	-	-	-	-	4-94	23.5	1	60
Career	1-7	7.0	-	7	9-149	16.6	2	60

► EVANS' CAREER HIGHS

Receptions.....2; Twice: Last Ohio State, 10/29/22
Receiving Yards.....60; vs Michigan St, 11/24/23
Longest Reception.....60; vs Michigan St, 11/24/23
Receiving Touchdowns.....1; Ohio, 9/10/22
Rushing Attempts.....1; Minnesota, 10/22/22
Rushing Yards.....7; Minnesota, 10/22/22
Longest Rush.....7; Minnesota, 10/22/22



OLUMUYIWA FASHANU 74

Offensive Line | 6-6 | 317
 Senior
 Waldorf, Md./Gonzaga College High School
 Major: Supply Chain and Information Systems

► 2023 ► SENIOR SEASON

Awards: Postseason: Named the Rimington-Pace Big Ten Offensive Lineman of the Year and earned first-team All-Big Ten honors from the coaches and media...Became Penn State's 44th consensus All-American and first offensive lineman to be named a consensus All-American since Jeff Hartings in 1995... Tabbed a first-team All-American by the Associated Press, AFCA, Sporting News and the Walter Camp Football Foundation...Selected an FWAA second-team All-American...Named a first-team All-American by The Athletic, CBS Sports, Sports Illustrated and USA Today...Became first PSU offensive lineman to earn multiple first-team All-American nods since A.Q. Shipley in 2008...Picked up Academic All-Big Ten laurels...Named Penn State's MVP along with Chop Robinson...Also earned the team's Dick Maginnis Memorial Award, recognizing the most outstanding offensive lineman. **Midseason:** Named a William V. Campbell Trophy finalist...Tabbed a Lombardi Award semifinalist...Selected a Sporting News first-team midseason All-American...Named an Associated Press second-team midseason All-American. **Weekly:** Tabbed Outland Trophy National Player of the Week (9/26). **Preseason:** Named an Associated Press, Sporting News and PFF preseason first-team All-American...Earned a spot on the William V. Campbell Trophy, Walter Camp Player of the Year, Lombardi Award, Outland Trophy and Reese's Senior Bowl watch lists.

Season: Has started all 12 games at left tackle, allowing zero sacks in 382 pass blocking snaps... Named a team captain at the conclusion of spring practice...Earned the coaching staff's Offensive Player of the Week (Iowa, 9/23).

West Virginia (9/2): Allowed zero pressures on 31 pass protection snaps...Helped lead the Penn State offense to 478 total yards in the victory...Helped Drew Allar set career high marks in touchdown passes (3), passing yards (325), completions (21) and attempts (29). **Delaware (9/9):** Did not allow a pressure in 12 pass protection snaps...Penn State tallied 541 total yards on offense, including 315 yards on the ground...The Nittany Lions ran 91 offensive plays and held the ball for a time of possession of 42:22... Kaytron Allen rushed for 103 yards on 19 carries and touchdown, while Nicholas Singleton scored three touchdowns on the ground. **at Illinois (9/16):** Helped the Penn State offense score 20 points off turnovers...Allen and Singleton each accounted for rushing touchdowns, while Trey Potts threw a touchdown to Tyler Warren. **Iowa (9/23):** Helped Penn State scored on drives of 17, 10 15 and 12 plays...The Nittany Lions held the ball for 13:26 of the third quarter and finished the game with 45:27 of possession...Helped PSU rush for 215 yards. **at Northwestern (9/30):** Penn State threw totaled 353 yards of offense, including 219 yards through the air...Singleton accounted for 119 yards of offense. **UMass (10/14):** Played both center and guard...The Nittany Lions rushed for 246 yards and finished with 408 yards of offense in the 63-0 win...Drew Allar accounted for four total touchdowns, including three passing. **Indiana (10/28):** Penn State posted 342 yards of offense in the win and Allar tossed three touchdowns, including the 57-yard game-winner to KeAndre Lambert-Smith with 1:46 remaining in regulation. **at Maryland (11/4):** Penn State scored 51 points and gained 404 yards in the win... Allar completed 25-of-34 passes for 240 yards and four touchdowns...Allen rushed for a team-high 91 yards on 14 carries, including a touchdown. **Michigan (11/11):** Penn State averaged 4.7 yards per rush against the Wolverines, including 72 yards on 12 carries (6.0) from Allen. **Rutgers (11/18):** Penn State rushed for 234 yards with all four touchdowns coming on runs...Beau Pribula (71 yards), Allen (69) and Singleton (61) paced an offense which averaged six yards per carry. **at Michigan State (11/24):** Helped Penn State post 10 offensive plays of 20+ yards in the game, including five passing plays and five rushing plays...The Nittany Lions had three plays of 50+ yards and four plays of 40+ yards...Allen (137) and Singleton (118) both went over 100 rushing yards.



ALEX FELKINS 91

Kicker | 6-3 | 200
 Senior
 Tulsa, Okla./Holland Hall/Columbia
 Major: Business Management Foundations (GC)

► 2023 ► SENIOR SEASON

Awards: Earned second-team All-Big Ten honors from the media and third team from the coaches.

Season: Has appeared in 12 games this season, serving the last 11 games as Penn State's primary placekicker...Made 18-of-22 kicks through the first 12 games, including going 45-for-45 on extra-point attempts...Named the coaching staff's Special Teams Player of the Week three times (Delaware, 9/9; Maryland, 11/4; Rutgers, 11/18).

West Virginia (9/2): Converted a 25-yard field goal in the fourth quarter and also hit three extra-points for his first points as a Nittany Lion. **Delaware (9/9):** Went 8-for-8 on PAT attempts, marking a career high for makes...Kicked off four times, knocking all four for touchbacks. **at Illinois (9/16):** Tied his career high with three field goal makes...Converted on a 20-yard and 45-yard field goal in the first quarter, a 45-yard field goal in the first quarter and a 28-yard field goal in the second quarter...Connected on all three extra-point attempts. **Iowa (9/23):** Made a 46-yard field goal in the first quarter...Was perfect on four extra-point attempts. **at Northwestern (9/30):** Converted on two field goal and five extra-point attempts...Connected on a 47-yard field goal in the third quarter, his longest make in a Penn State uniform...Also hit a 20-yarder in the first quarter. **UMass (10/14):** Made all six extra-point attempts. **at Ohio State (10/21):** Connected on a pair of field goals including a 40-yarder in the first quarter and a 41-yarder in the second quarter. **Indiana (10/28):** Drilled a 50-yard field goal to close out the first half...Converted on all five extra-point attempts. **at Maryland (11/4):** Hit three field goals on the day, including a 30-yard field goal in the third quarter and kicks of 35 and 39 yards in the fourth quarter. **Michigan (11/11):** Made a 20-yard field goal in the first quarter. **Rutgers (11/18):** Converted on two field goals from 48 and 21 yards...Kicked off twice with two touchbacks. **at Michigan State (11/24):** Made two field goals from 49 yards and 30 yards...Went 3-for-3 on extra-point attempts.

FELKINS' CAREER KICKING STATISTICS

	FGM-A	%	0-19	20-29	30-39	40-49	50+	LG	XP	PTS
2019*	9-14	64.3	-	5-6	1-3	1-2	2-3	51	22-24	49
2020*	Season Cancelled - COVID 19 Pandemic									
2021*	16-24	66.7	1-1	4-5	7-8	4-10	-	42	25-27	73
2022*	11-16	68.8	-	3-4	4-6	3-4	1-2	53	28-28	61
2023	18-22	81.8	-	6-6	4-4	7-9	1-3	50	45-45	99
Career	54-76	71.1	1-1	18-21	16-21	15-25	4-8	53	120-124	282

FELKINS' CAREER KICKOFF STATISTICS

	KO	Yds.	Avg.	TB	OB
2019	41	2,405	58.7	24	1
2020	Season Cancelled - COVID 19 Pandemic				
2021	56	3,402	60.8	38	1
2022	50	2,978	59.6	29	2
2023	9	585	65.0	7	-
Career	156	9,370	60.1	98	4

► FELKINS' CAREER HIGHS

Field Goals Made.....3; Five Times: Last at Illinois, 9/16/23
Field Goals Attempted.....5; Penn, 10/16/21*
Longest Field Goal.....53; at Marist, 9/17/22*
PATs Made.....8; Delaware, 9/9/23
PATs Attempted.....8; Delaware, 9/9/23
Points Scored.....13; Marist, 9/18/21*

Kickoffs.....8; Twice: Last Marist, 9/18/21*
Kickoff Yards.....515; Marist, 9/18/21*
Kickoff Average.....65.0; Nine Times; Last UMass, 10/14/23
Touchbacks.....6; Three Times; Last at Yale, 10/30/21*

* at Columbia (2019-22).



ZURIAH FISHER 36

Defensive End | 6-3 | 254
 Redshirt Junior
 Aliquippa, Pa./Aliquippa
 Major: Recreation, Park and Tourism Management

► 2023 ► REDSHIRT JUNIOR SEASON

Season: Has appeared in 12 games on defense and special teams...Has 15 tackles (9 solo), 2.5 sacks, a fumble recovery and a quarterback hurry.

West Virginia (9/2): Assisted on two tackles. **Delaware (9/9):** Posted a sack in the fourth quarter, the first of his career. **Illinois (9/16):** Made two tackles and assisted on a sack. **Iowa (9/23):** Recovered a fumble in the fourth quarter forced by Amin Vanover. **at Northwestern (9/30):** Made two solo tackles, including a solo sack in the fourth quarter. **UMass (10/14):** Collected two solo tackles. **Indiana (10/28):** Made a career-high three tackles (2 solo). **at Maryland (11/4):** Posted two tackles. **at Michigan State (11/24):** Assisted on tackle and added a quarterback hurry.

FISHER'S CAREER STATISTICS

	UT-AT	TT	FF	FR	I	PBU	SACK	TFL
2021	2-2	4	-	-	-	-	-	-
2022	1-1	2	-	-	-	-	-	-
2023	9-6	15	-	1	-	-	2.5-17	2.5-17
Career	12-9	21	-	1	-	-	2.5-17	2.5-17

► FISHER'S CAREER HIGHS

Tackles.....3; Indiana, 10/28/23
Tackles for Loss 1.0; Twice: Last at Northwestern, 9/30/23
Sacks..... 1.0; Twice: Last at Northwestern, 9/30/23



MEHKI FLOWERS 10

Safety | 6-0 | 197
 Redshirt Freshman
 Harrisburg, Pa./Central Dauphin East
 Major: Division of Undergraduate Studies

► 2023 ► REDSHIRT FRESHMAN SEASON

Season: Has appeared in three games, primarily on special teams.

Delaware (9/9): Assisted on a tackle. **UMass (10/14):** Secured one tackle.

FLOWERS' CAREER STATISTICS

	UT-AT	TT	FF	FR	I	PBU	SACK	TFL
2023	0-2	2	-	-	-	-	-	-
Career	0-2	2	-	-	-	-	-	-

► FLOWERS' CAREER HIGHS

Tackles..... 1; Twice: Last UMass, 10/14/23



DAEQUAN HARDY 25

Cornerback | 5-9 | 181
 Redshirt Senior
 Pittsburgh, Pa./Penn Hills
 Major: Psychology

► CAREER NOTES & RECORDS

Season: 2023: Tied for the school record for most punt return touchdowns in a season (2) with Larry Johnson (2001), Bruce Branch (1999), O.J. McDuffie (1991) and Jimmy Cefalo (1977).

Game: 2023: Returned two punts for touchdowns against UMass (10/14) with a 56-yard return, the first of his career, in the first quarter and a 68-yard return in the second quarter...Became the first player in school history to return multiple punt returns for touchdowns in a single game...Since 2000, Hardy is the 25th FBS player to return two punt returns for touchdowns in a game. He is one of two Big Ten players joining Iowa's Keonte Martin-Manley (vs. Western Michigan, 2013).

► 2023 ► REDSHIRT SENIOR SEASON

Awards: Postseason: Earned second-team All-America honors from CBS Sports as a punt returner... Named second-team All-Big Ten by the coaches and media as a return specialist...Was a third-team All-Big Ten honoree as a cornerback voted by the coaches and an honorable mention selection voted by the media...Earned the team's Bob Mitinger Memorial Award, recognizing a squad member who exhibits courage, character and social responsibility. **Weekly:** Named Big Ten Co-Special Teams Player of the Week (10/16).

Season: Has appeared in 10 games, making three starts, posting 15 tackles (9 solo), two interceptions, three tackles for loss, a sack and seven pass breakups...Also has 17 punt returns for 248 yards (14.6) and two touchdowns...Earned the coaching staff's Special Teams Player of the Week twice (UMass, 10/14; Michigan State, 11/24).

Rankings: Leads the nation in punt return touchdowns (2)...Ranks first in the Big Ten and sixth nationally in punt return average (14.6).

at Illinois (9/16): Intercepted a pass in the first quarter...Added a tackle. **Iowa (9/23):** Made one tackle. **at Northwestern (9/30):** Posted two solo tackles, an interception, a tackle for loss and a pass breakup...Interception came in the fourth quarter and returned it 34 yards, the longest return of his career. **UMass (10/14):** Returned two punts for touchdowns...Had a 56-yard punt return touchdown in the first quarter and a 68-yard punt return touchdown in the third quarter...Added a tackle and two pass breakups. **at Ohio State (10/21):** Tallied a career-high three pass breakups, all in the first quarter... Notched a career-high six tackles...Also combined with Kalen King with a tackle for loss in the second quarter. **Indiana (10/28):** Registered a solo sack in the first quarter...Added three punt returns for 19 yards. **at Maryland (11/4):** Assisted on a tackle for loss and broke up a pass. **Michigan (11/11):** Posted a 5-yard punt return. **at Michigan State (11/24):** Logged 77 yards on seven punt returns, including a 38-yard return in the fourth quarter...Assisted on a tackle.

HARDY'S CAREER STATISTICS

	UT-AT	TT	FF	FR	I	PBU	SACK	TFL
2020	8-2	10	-	-	-	2	1.0-7	1.0-7
2021	11-4	15	-	-	2	7	1.0-8	3.0-13
2022	9-4	13	1	-	1	4	0.5-1	0.5-1
2023	9-6	15	-	-	2	7	1.0-9	3.0-12
Career	37-16	53	1	-	5	20	3.5-25	7.5-33

HARDY'S CAREER RETURN STATISTICS

	KR-Yds.	Avg.	TD	LG	PR-Yds.	Avg.	TD	LG
2023	-	-	-	-	17-248	14.5	2	68
Career	-	-	-	-	17-248	14.5	2	68

► **HARDY'S CAREER HIGHS**

Tackles.....6; at Ohio State, 10/21/23
 Tackles for Loss 2; at Iowa, 10/9/21
 Sacks..... 1; Three Times: Last Indiana, 10/28/23
 Forced Fumbles..... 1; at Michigan, 10/15/22
 Interceptions..... 1; Five Times: Last at Northwestern, 9/30/23
 Long Interception Return 34; at Northwestern, 9/30/23
 Pass Breakups 3; at Ohio State, 10/21/23
 Punt Returns 7; at Michigan State, 11/24/23
 Punt Return Yards 129; UMass, 10/14/23
 Punt Return Touchdowns..... 2; UMass, 10/14/23
 Long Punt Return 68 yards; UMass, 10/14/23



TYLER HOLZWORTH 34

Running Back | 6-0 | 218
 Redshirt Sophomore
 Milford, N.J./Delaware Valley Regional/Delaware Valley
 Major: Agribusiness Management

► **2023 ► REDSHIRT SOPHOMORE SEASON**

Awards: Earned Academic All-Big Ten honors.

Season: Has appeared in two games.

Delaware (9/9): Recorded four rushing yards.

HOLZWORTH'S CAREER STATISTICS

	Att.-Yds.	Avg.	TD	LG	Rec.-Yds.	Avg.	TD	LG
2022	6-19	3.2	-	7	2-16	8.0	-	9
2023	3-4	1.3	-	-	-	-	-	-
Career	9-23	2.6	-	7	2-16	8.0	-	9

► **HOLZWORTH'S CAREER HIGHS**

Rushing Attempts 3; Twice: Last Delaware, 9/9/23
 Rushing Yards..... 14; Maryland, 11/12/22
 Longest Rush..... 7; Maryland, 11/12/22
 Receptions 1; Twice: Last Maryland, 11/12/22
 Receiving Yards..... 9; at Indiana, 11/5/22
 Longest Reception 9; at Indiana, 11/5/22



OLAIVAVEGA IOANE 71

Offensive Line | 6-4 | 348
 Redshirt Freshman
 Graham, Wash./Graham-Kapowsin
 Major: Division of Undergraduate Studies

► **2023 ► REDSHIRT FRESHMAN SEASON**

Awards: Named All-Big Ten honorable mention by the media...Earned Academic All-Big Ten honors.

Season: Has appeared in 12 games, making four starts...Earned the coaching staff's Offensive Player of the Week (Iowa, 9/23).

West Virginia (9/2): Helped lead the Penn State offense to 478 total yards in the victory...Helped Drew Allar set career-high marks in touchdown passes (3), passing yards (325), completions (21) and attempts (29). **Delaware (9/9):** Made his first career start...Penn State tallied 541 total yards on offense, including 315 yards on the ground...The Nittany Lions ran 91 offensive plays and held the ball for a time of possession of 42:22...Kaytron Allen rushed for 103 yards on 19 carries and touchdown, while Nicholas Singleton scored three touchdowns on the ground. **at Illinois (9/16):** Helped the Penn State offense score 20 points off turnovers...Allen and Singleton each accounted for rushing touchdowns, while Trey Potts threw a touchdown to Tyler Warren. **Iowa (9/23):** Helped Penn State scored on drives of 17, 10 15 and 12 plays...The Nittany Lions held the ball for 13:26 of the third quarter and finished the game with 45:27 of possession...Helped PSU rush for 215 yards. **at Northwestern (9/30):** Penn State threw totaled 353 yards of offense, including 219 yards through the air...Singleton accounted for 119 yards of offense. **UMass (10/14):** Played both center and guard...The Nittany Lions rushed for 246 yards and finished with 408 yards of offense in the 63-0 win...Drew Allar accounted for four total touchdowns, including three passing. **Indiana (10/28):** Penn State posted 342 yards of offense in the win and Allar tossed three touchdowns. **at Maryland (11/4):** Penn State scored 51 points and gained 404 yards in the win...Allar completed 25-of-34 passes for 240 yards and four touchdowns...Allen rushed for a team-high 91 yards on 14 carries, including a touchdown. **Michigan (11/11):** Penn State averaged 4.7 yards per rush against the Wolverines, including 72 yards on 12 carries (6.0) from Allen. **Rutgers (11/18):** Penn State rushed for 234 yards with all four touchdowns coming on runs...Beau Pribula (71 yards), Allen (69) and Singleton (61) paced an offense which averaged six yards per carry. **at Michigan State (11/24):** Helped Penn State post 10 offensive plays of 20+ yards in the game, including five passing plays and five rushing plays...The Nittany Lions had three plays of 50+ yards and four plays of 40+ yards...Allen (137) and Singleton (118) both went over 100 rushing yards.



ADISA ISAAC 20

Defensive End | 6-4 | 249
 Redshirt Senior
 Brooklyn, N.Y./Canarsie
 Major: Rehabilitation and Human Services

► **2023 ► REDSHIRT SENIOR SEASON**

Awards: Postseason: Earned first-team All-Big Ten honors from the media and second-team All-Big Ten accolades from the coaches...Named Penn State's Defensive MVP...Was the team's Reid-Robinson Award winner along with Robinson, recognizing the most outstanding defensive lineman. **Preseason:** Named to the Reese's Senior Bowl watch list.

Season: Has started all 12 games...Owns 35 tackles (22 solo), 15 tackles for loss, 7.5 sacks, four quarterback hurries, a forced fumble and a fumble recovery...Named a team captain during fall camp...Earned the coaching staff's Defensive Player of the Week twice (UMass, 10/14; Michigan State, 11/24).

Rankings: Ranks second in the Big Ten in sacks per game (0.6; 32nd nationally) and fourth in tackles for loss per game (1.2; T-24th).

West Virginia (9/2): Posted two solo tackles, including a tackle for loss in the first quarter. **at Illinois (9/16):** Recorded four tackles to go along with one tackle for loss and a half-sack...Also added a quarterback hurry. **Iowa (9/23):** Recovered a fumble in the third quarter on Chop Robinson's strip sack, his first career recovery...Also recorded a solo sack in the second quarter. **at Northwestern (9/30):** Posted a solo sack in the first quarter...Added a quarterback hurry. **UMass (10/14):** Recorded a career-high 2.5 sacks and 3.5 tackles for loss...Tallied four tackles (3 solo)...Combined with Dani Dennis-Sutton on a sack in the first quarter for his 20th career tackle for loss...Added a pair of sacks in the second quarter. **at Ohio State (10/21):** Posted two tackles for loss, including a half-sack...Finished the game with four tackles. **Indiana (10/28):** Made two tackles. **at Maryland (11/4):** Forced a fumble in the first quarter and recorded a solo sack in the third quarter...Finished with three tackles (2 solo). **Michigan (11/11):** Tallied six tackles to go along with three tackles for loss...Recorded a solo tackle for loss in the first quarter and then added a pair of solo tackles for loss in the fourth quarter. **Rutgers (11/18):** Posted a solo tackle. **at Michigan State (11/24):** Made a career-high seven tackles (5 solo)...Posted 1.5 tackles for loss and a solo sack.

62 2023 PENN STATE FOOTBALL

ISAAC'S CAREER STATISTICS

	UT-AT	TT	FF	FR	I	PBU	SACK	TFL
2019	4-10	14	1	-	-	-	1.5-8	3.0-13
2020	5-8	13	-	-	-	-	1.5-15	1.5-15
2021	Redshirt Season							
2022	15-13	28	-	-	-	-	4.0-32	11.0-49
2023	22-13	35	1	1	-	-	7.5-58	15.0-74
Career	46-44	90	2	1	-	-	14.5-113	30.5-151

ISAAC'S CAREER HIGHS

Tackles..... 7; at Michigan St, 11/24/23
Tackles For Loss..... 3.5; UMass, 10/14/23
Sacks..... 2.5; UMass, 10/14/23
Forced Fumbles..... 1; Twice; at Maryland, 11/4/23
Fumble Recoveries..... 1; Iowa, 9/23/23



GOLDEN ISRAEL-ACHUMBA 78

Offensive Line | 6-4 | 332
 Redshirt Junior
 Bowie, Md./DeMatha Catholic
 Major: Management

2023 > REDSHIRT JUNIOR SEASON

Has appeared in all 12 games on special teams.



ANTHONY IVEY 12

Wide Receiver | 5-11 | 180
 Redshirt Freshman
 Lancaster, Pa./Manheim Township
 Major: Division of Undergraduate Studies

2023 > REDSHIRT FRESHMAN SEASON

Has appeared in one game.



COZIAH IZZARD 99

Defensive Tackle | 6-3 | 294
 Junior
 Columbia, Md./DeMatha Catholic
 Major: Telecommunications

2023 > JUNIOR SEASON

Season: Has appeared in 10 games...Owns 16 tackles (7 solo), 3.5 tackles for loss, three sacks and a forced fumble.

at Illinois (9/16): Posted a career-high two sacks. **Iowa (9/23):** Made a solo stop. **at Northwestern (9/30):** Assisted on a sack with Amin Vanover in the first quarter. **UMass (10/14):** Registered three tackles, including a half-tackle for loss. **at Ohio State (10/21):** Made three tackles. **Indiana (10/28):** Forced a fumble in the fourth quarter...Made two solo tackles. **at Maryland (11/4):** Assisted on a tackle. **Rutgers (11/18):** Made three tackles and assisted on a tackle for loss.

IZZARD'S CAREER STATISTICS

	UT-AT	TT	FF	FR	I	PBU	SACK	TFL
2021	11-10	21	1	-	-	-	2.0-14	3.0-15
2022	7-3	10	-	-	-	-	2.0-12	4.0-21
2023	7-9	16	1	-	-	-	3-11	3.5-12
Career	25-22	47	2	-	-	-	7-37	10.5-48

IZZARD'S CAREER HIGHS

Tackles..... 5; Illinois, 10/23/21
Tackles For Loss..... 2.0; Twice: Last at Illinois, 9/16/23
Sacks..... 2.0; at Illinois, 9/16/23
Forced Fumbles..... 1; Rutgers, 11/20/21



CURTIS JACOBS 23

Linebacker | 6-1 | 235
 Junior
 Glen Burnie, Md./McDonogh School
 Major: Telecommunications

CAREER NOTES & RECORDS

Game: 2023: Recovered two fumbles against Iowa (9/23), becoming the first Penn State player to recover two fumbles in a game since Mark D'Onofrio against Temple on October 5, 1991.

2023 > JUNIOR SEASON

Awards: Postseason: Earned All-Big Ten honorable mention honors from the coaches...Named Penn State's Lion's Pride Outstanding Senior Player Award along with Caedan Wallace and Theo Johnson. **Midseason:** Was a Butkus Award semifinalist. **Preseason:** Named to the Reese's Senior Bowl watch list.

Season: Has started all 12 games at linebacker... Has made 47 tackles (30 solo) to go along with eight tackles for loss, 2.5 sacks, two fumble recoveries and five quarterback hurries...Named the coaching staff's Defensive Player of the Game (West Virginia, 9/2).

Rankings: Ranks second in the Big Ten and 17th nationally with two fumble recoveries.

West Virginia (9/2): Posted 10 tackles (7 solo), to go along with a sack. **Delaware (9/9):** Had a quarterback hurry. **Illinois (9/16):** Posted two solo tackles and added a quarterback hurry. **Iowa (9/23):** Posted three tackles, a tackle for loss and a pair of fumble recoveries...Recovered a fumble in the first quarter off of a Dani Dennis-Sutton force...Also recovered a muffed punt in the second quarter. **at Northwestern (9/30):** Recorded three tackles (2 solo). **UMass (10/14):** Tied for the team high with five tackles (4) solo...Had a solo tackle for loss in the first quarter. **at Ohio State (10/21):** Made nine tackles (5 solo) to go along with an assisted tackle for loss. **Indiana (10/28):** Made a solo tackle and added a quarterback hurry. **at Maryland (11/4):** Registered 1.5 tackles for loss and totaled three tackles. **Michigan (11/11):** Finished the game with seven tackles (3 solo) and 1.5 tackles for loss. **Rutgers (11/18):** Posted a solo tackle and a quarterback hurry. **at Michigan State (11/24):** Recorded 1.5 sacks and finished with three tackles.

JACOBS' CAREER STATISTICS

	UT-AT	TT	FF	FR	I	PBU	SACK	TFL
2020	6-3	9	-	-	-	1	-	0.5-1
2021	39-22	61	-	-	1	-	3.0-11	7.0-20
2022	29-23	52	1	2	1	2	4.0-29	7.5-37
2023	30-17	47	-	2	-	-	2.5-15	8.0-22
Career	104-65	169	1	4	2	3	9.5-55	23.0-80

JACOBS' CAREER HIGHS

Tackles..... 14; Minnesota, 10/22/22
Tackles For Loss..... 2.0; Five Times: Last vs. Utah, 1/2/23
Sacks..... 2.0; vs. Utah, 1/2/23
Forced Fumbles..... 1; at Rutgers, 11/19/22
Fumble Recoveries..... 2; Iowa, 9/23/23
Interceptions..... 1; Twice: Last at Michigan, 10/15/22
Long Interception Return..... 47; at Michigan, 10/15/22
Pass Breakups..... 1; Three Times: Last at Rutgers, 11/19/22



THEO JOHNSON 84

Tight End | 6-6 | 260
Junior
Windsor, Ontario/Holy Names Catholic
Major: Psychology

► 2023 ► JUNIOR SEASON

Awards: Postseason: Voted an All-Big Ten honorable mention honoree by the coaches and media... Won Penn State's Iron Lion Award...Earned the team's Lion's Pride Outstanding Senior Player Award along with Curtis Jacobs and Caedan Wallace...Earned the program's Keystone Award along with Abdul Carter, Tyler Warren and Kevin Winston Jr. **Midseason:** Namd a Mackey Award semifinalist. **Preseason:** Named to the Mackey Award and Reese's Senior Bowl watch lists.

Season: Has started all 12 games...Owns 32 catches for 325 yards and six touchdowns...Named a team captain during fall camp.

Rankings: Is seventh in the Big Ten in receiving touchdowns (6).

Delaware (9/2): Made two catches for 14 yards. **Illinois (9/16):** Recorded two grabs for 32 yards. **Iowa (9/23):** Posted a career-high six receptions for 42 yards. **at Northwestern (9/30):** Made two grabs for 13 yards. **UMass (10/14):** Hauled in four receptions for 66 yards...Caught touchdowns of 30 and 18 yards in the third quarter...Earned second career game with multiple touchdown receptions. **at Ohio State (10/21):** Made two catches for 39 yards, including a long reception of 34 yards. **Indiana (10/28):** Hauled in a 16-yard touchdown reception in the third quarter...Finished with two grabs for 21 yards. **at Maryland (11/4):** Made a 2-yard touchdown grab in the first quarter...Finished with four receptions for 19 yards. **Michigan (11/11):** Hauled in an 8-yard touchdown reception in the fourth quarter. **Rutgers (11/18):** Made two grabs for 10 yards. **at Michigan State (11/24):** Finished the game with a team-high four catches and 59 yards and a score...Caught a 21-yard touchdown pass in the fourth quarter... Also hauled in a 22-yard reception in the second quarter.

JOHNSON'S CAREER STATISTICS

	Att.-Yds.	Avg.	TD	LG	Rec.-Yds.	Avg.	TD	LG
2020	-	-	-	-	4-56	14.0	-	23
2021	-	-	-	-	19-213	11.2	1	37
2022	-	-	-	-	20-328	16.4	4	48
2023	-	-	-	-	32-325	10.1	6	34
Career	-	-	-	-	75-922	12.3	11	48

► JOHNSON'S CAREER HIGHS

Receptions.....6; Iowa, 9/23/23
Receiving Yards.....75; Twice: Last Minnesota, 10/22/22
Receiving Touchdowns.....2; Twice: Last UMass, 10/14/23
Long Reception.....48; Michigan State, 11/26/22



KAVEION KEYS 48

Linebacker | 6-2 | 214
Freshman
Richmond, Va./Varina
Major: Division of Undergraduate Studies

► 2023 ► TRUE FRESHMAN SEASON

Season: Has appeared in two games.


Delaware (9/9): Saw his first career action and made a solo tackle.

KEYS' CAREER STATISTICS

	UT-AT	TT	FF	FR	I	PBU	SACK	TFL
2023	1-0	1	-	-	-	-	-	-
Career	1-0	1	-	-	-	-	-	-

► KEYS' CAREER HIGHS

Tackles.....1; Delaware, 9/9/23



KALEN KING 4

Cornerback | 5-11 | 190
Junior
Detroit, Mich./Cass Tech
Major: Recreation, Park and Tourism Management

► 2023 ► JUNIOR SEASON

Awards: Postseason: Was voted by the coaches and media as an All-Big Ten second team honoree. **Preseason:** Earned first-team preseason All-American honors from the Associated Press, Sporting News and PFF...Named to the Bednarik Award, Bronko Nagurski Trophy, Jim Thorpe Award and Lott IMPACT Trophy watch lists.

Season: Has started all 12 games...Has 29 tackles (20 solo) to go along with 1.5 tackles for loss and two pass breakups...Named the coaching staff's Defensive Player of the Game (West Virginia, 9/2).

West Virginia (9/2): Posted four tackles. **at Illinois (9/16):** Made four tackles (3 solo) to go along with a pass breakup. **Iowa (9/23):** Assisted on one tackle. **at Northwestern (9/30):** Posted two solo stops. **at Ohio State (10/21):** Made six tackles (5 solo) to go along with a career-high 1.5 tackles for loss. **Indiana (10/28):** Made three solo tackles...Added a pass breakup. **at Maryland (11/4):** Made five tackles (4 solo). **Michigan (11/11):** Posted two tackles. **Rutgers (11/18):** Made a solo tackle. **at Michigan State (11/24):** Assisted on a tackle.

KING'S CAREER STATISTICS

	UT-AT	TT	FF	FR	I	PBU	SACK	TFL
2021	15-8	23	1	-	-	5	-	1.0-2
2022	23-7	30	1	1	3	18	-	3.0-8
2023	20-9	29	-	-	-	2	-	1.5-2
Career	58-24	82	2	1	3	25	-	5.5-12

► KING'S CAREER HIGHS

Tackles.....7; vs. Arkansas, 1/1/22
Tackles for Loss.....1.5; at Ohio State, 10/21/23
Forced Fumbles.....1; Twice: Last Central Michigan, 9/24/22
Fumble Recoveries.....1; Central Michigan, 9/24/22
Interceptions.....1; Three Times: Last vs. Utah, 1/2/23
Pass Breakups.....5; Michigan State, 11/26/22



KOBE KING 41

Linebacker | 6-1 | 242
Redshirt Sophomore
Detroit, Mich./Cass Tech
Major: Recreation, Park and Tourism Management

► 2023 ► REDSHIRT SOPHOMORE SEASON

Season: Earned All-Big Ten honorable mention laurels from the coaches and media.

Season: Has played in all 12 games at middle linebacker, making 10 starts...Leads the team with 54 tackles (34 solo), to go along with five tackles for loss, 1.5 sacks, a fumble recovery and a quarterback hurry.


West Virginia (9/2): Recorded five tackles. **at Illinois (9/16):** Recovered a forced fumble by Dominic DeLuca in the first quarter...Made four solo tackles, including a tackle for loss. **Iowa (9/23):** Posted a solo tackle. **at Northwestern (9/30):** Made four solo tackles, including two tackles for loss and a sack... Sack came in the first quarter, the first of his career. **UMass (10/14):** Notched two tackles...Secured a solo tackle for loss. **at Ohio State (10/21):** Made six tackles (5 solo) and assisted on a sack. **Indiana (10/28):** Recorded five tackles (2 solo). **at Maryland (11/4):** Made three tackles. **Michigan (11/11):** Recorded a nine tackles (6 solo). **Rutgers (11/18):** Posted a career-high 10 tackles (5 solo) to go along with a half-tackle for loss. **at Michigan State (11/24):** Recorded five tackles (3 solo).

KING'S CAREER STATISTICS

	UT-AT	TT	FF	FR	I	PBU	SACK	TFL
2021	1-2	3	-	-	-	-	-	-
2022	20-21	41	-	1	-	3	-	4.0-10
2023	34-20	54	-	1	-	-	1.5-5	5.0-12
Career	55-43	98	-	2	-	3	1.5-5	9.0-22

> KING'S CAREER HIGHS

Tackles.....10; Rutgers, 11/18/23
Tackles for Loss2.5; at Indiana, 11/5/22
Sacks.....1.0; at Northwestern, 9/30/23
Fumble Recoveries1; Twice: Last at Illinois, 9/16/23
Long Fumble Return14; at Rutgers, 11/19/22
Pass Breakups1; Three Times: Last vs. Utah, 1/2/23



KEANDRE LAMBERT-SMITH 1

Wide Receiver | 6-1 | 185
 Junior
 Norfolk, Va./Maury
 Major: Recreation, Park and Tourism Management

> CAREER NOTES & RECORDS

Career: Records Set: Is the only player in Penn State history multiple 80-yard receptions. **Rankings:** Has 1,721 career receiving yards, good for 17th in school history, and 126 career receptions, ranking 12th all-time at Penn State. **Notable:** Became 19th Penn State player to go over 100 career receptions...Has posted three career touchdown receptions of 70+ yards...Owns 23 catches that have gone for 20+ yards and four touchdown receptions of 50+ yards.

Game: 2022: Posted an 88-yard touchdown catch from Sean Clifford in the Rose Bowl Game victory over Utah (1/2/23), the fourth longest passing play in Penn State history...Became the only wide receiver in program history to throw and catch a touchdown in the same game in the win over Michigan State (11/26). **2021:** Hauled in an 83-yard touchdown reception Sean Clifford against Villanova (9/25), marking the eighth-longest pass play in program history. **2020:** Started alongside Parker Washington against Maryland (11/7), marking the first time a pair of true freshmen receivers have started for Penn State since Saeed Blacknall and Chris Godwin at Michigan in 2014.

Bowl: Records Set: Posted an 88-yard touchdown reception from Sean Clifford in the Rose Bowl win over Utah (1/2/23), the longest pass play in Rose Bowl history...Averaged 41.3 yards per reception in the Rose Bowl (three receptions, 124 yards), a Penn State bowl record. **2022:** Tallied 124 yards in the win over Utah in the Rose Bowl, tied for fifth all-time at Penn State in a bowl game. **2021:** Averaged 24.7 yards per reception (three receptions, 74 yards) in the Outback Bowl against Arkansas (1/1/22), ranking fifth by a Penn State player in a bowl game.

> 2023 > JUNIOR SEASON

Awards: Earned All-Big Ten honorable mention recognition from the coaches and media. **Preseason:** Named to the Reese's Senior Bowl watch list

Season: Has started all 12 games...Owns 53 receptions for 673 yards and four touchdowns.

Rankings: Ranks fifth in the Big Ten in catches (53) and sixth in receiving yards (673).

West Virginia (9/2): Finished with four receptions for 123 yards and a career-high two touchdowns...Hauled in a 72-yard touchdown reception on Penn State's opening drive...Scored on a 12-yard touchdown catch in the third quarter...Added a 30-yard grab in the second quarter. **Delaware (9/9):** Recorded six receptions for 74 yards. **at Illinois (9/16):** Tallied three grabs for 23 yards. **Iowa (9/23):** Posted a career-high eight catches for 66 yards and touchdown...Hauled in a 3-yard touchdown reception in the fourth quarter from Allar. **at Northwestern (9/30):** Had a team-high 86 receiving yards on four catches...Hauled in a 25-yard reception in the second quarter and a 35-yard reception in the third quarter. **UMass (10/14):** Made six receptions for 30 yards. **at Ohio State (10/21):** Tallied six grabs for 52 yards with a long catch of 15 yards. **Indiana (10/28):** Had six catches for 96 yards, including a 57-yard touchdown to break a 24-24 tie late in the fourth quarter. **at Maryland (11/4):** Caught a team-high eight receptions for 95 yards, including 72 yards after the catch...The eight receptions tied his career high. **Michigan (11/11):** Made a 6-yard catch. **at Michigan State (11/24):** Posted a 22-yard grab.

LAMBERT-SMITH'S CAREER STATISTICS

	Att.-Yds.	Avg.	TD	LG	Rec.-Yds.	Avg.	TD	LG
2020	-	-	-	-	15-138	9.2	-	20
2021	-	-	-	-	34-521	15.3	3	83
2022	-	-	-	-	24-389	16.2	4	88
2023	-	-	-	-	53-673	12.7	4	72
Career	-	-	-	-	126-1,721	13.7	11	88

> LAMBERT-SMITH'S CAREER HIGHS

Receptions.....8; Twice: Last at Maryland, 11/4/23
Receiving Yards.....124; vs. Utah, 1/2/23
Touchdowns.....2; West Virginia, 9/2/23
Long Reception.....88; vs. Utah, 1/2/23



JAMEIAL LYONS 19

Defensive End | 6-5 | 242
 Freshman
 Philadelphia, Pa./Roman Catholic
 Major: Division of Undergraduate Studies

> 2023 > TRUE FRESHMAN SEASON

Season: Has appeared in 7 games...Owns five tackles, 1.5 tackles for loss, a sack and a quarterback hurry.

Delaware (9/9): In the third quarter, recorded his first career sack. at Maryland (11/4): Assisted on a tackle. **Rutgers (11/18):** Assisted on two tackles. **at Michigan State (11/24):** Recorded a half-tackle for loss.

LYONS' CAREER STATISTICS

	UT-AT	TT	FF	FR	I	PBU	SACK	TFL
2023	1-4	5	-	-	-	-	1.0-4	1.5-4
Career	1-4	5	-	-	-	-	1.0-4	1.5-4

> LYONS' CAREER HIGHS

Tackles.....2; Rutgers, 11/18/23
Tackles for Loss1.0; Delaware, 9/9/23
Sacks.....1.0; Delaware, 9/9/23



KING MACK 9

Safety | 5-10 | 190
 Freshman
 Miami, Fla./St. Thomas Aquinas
 Major: Division of Undergraduate Studies

> 2023 > TRUE FRESHMAN SEASON

Season: Has appeared in all 12 games, primarily on special teams...Owns three tackles and a quarterback hurry.

Delaware (9/9): Posted two tackles and a quarterback hurry. **Rutgers (11/18):** Recorded a solo tackle.

MACK'S CAREER STATISTICS

	UT-AT	TT	FF	FR	I	PBU	SACK	TFL
2023	2-1	3	-	-	-	-	-	-
Career	2-1	3	-	-	-	-	-	-

> MACK'S CAREER HIGHS

Tackles.....2; Delaware, 9/9/23



JAN MAHLERT 81

Wide Receiver | 5-11 | 177
 Redshirt Sophomore
 Deutschland, Germany/Christoph-Probst-Gymnasium
 Major: Aerospace Engineering

► 2023 ► REDSHIRT SOPHOMORE SEASON

Awards: Earned Academic All-Big Ten honors...Was Penn State's Highest Academic Average Award winner, posting a 3.87 mark in Aerospace Engineering.

Season: Has appeared in one game on special teams.



MALIK MCCLAIN 11

Wide Receiver | 6-4 | 206
 Junior
 Daphne, Ala. /IMG Academy/Florida State
 Major: Communications

► 2023 ► JUNIOR SEASON

Season: Has appeared in 12 games on offense and special teams, making one start at wide receiver... Named the coaching staff's Special Teams Player of the Week twice (West Virginia, 9/2; Illinois, 9/16).

West Virginia (9/2): Hauled in a 25-yard touchdown reception in the fourth quarter, his first touchdown as a Nittany Lions...Posted a career-best 58 receiving yards while tying his career high with four receptions. **Delaware (9/9):** Made a 7-yard reception. **at Illinois (9/16):** Made a 6-yard reception...Added a special teams tackle on kickoff coverage.

MCCLAIN'S CAREER STATISTICS

	Att.-Yds.	Avg.	TD	LG	Rec.-Yds.	Avg.	TD	LG
2021*	-	-	-	-	16-190	11.9	2	51
2022*	1-6	6.0	-	6	17-206	12.1	3	44
2023	-	-	-	-	6-71	11.8	1	25
Career	1-6	6.0	-	6	39-467	12.0	6	51

► **MCCLAIN'S CAREER HIGHS**

Receptions.....4; Twice: Last West Virginia, 9/2/23
Receiving Yards.....58; West Virginia, 9/2/23
Receiving Touchdowns.....1; Six Times: Last West Virginia, 9/2/23
Longest Reception.....51; UMass, 10/23/21*
Rushing Attempts.....1; Georgia Tech, 10/29/22*
Rushing Yards.....6; Georgia Tech, 10/29/22*
Longest Rush.....6; Georgia Tech, 10/29/22*

* at Florida State (2021-22).



MALICK MEIGA 4

Wide Receiver | 6-4 | 203
 Junior
 Saint Jerome, Quebec/Cegep du Vieux
 Major: Telecommunications

► 2023 ► JUNIOR SEASON

Awards: Earned Academic All-Big Ten honors...Named Penn State's Ridge Riley Memorial Award, winner with Dvon Ellies, recognizing a student-athlete that best demonstrates the program's four core values.

Season: Has appeared in nine games on offense and special teams...Named a team captain during fall camp.

West Virginia (9/2): Made one reception for seven yards. **Michigan (11/11):** Tallied one reception. **at Michigan State (11/24):** Recorded a 3-yard catch.

MEIGA'S CAREER STATISTICS

	Att.-Yds.	Avg.	TD	LG	Rec.-Yds.	Avg.	TD	LG
2021	-	-	-	-	3-78	26.0	1	67
2022	-	-	-	-	3-19	6.3	-	7
2023	-	-	-	-	3-9	3.0	-	7
Career	-	-	-	-	9-106	11.7	1	67

► **MEIGA'S CAREER HIGHS**

Receptions.....2; Ohio, 9/10/22
Receiving Yards.....67; Rutgers, 11/20/21
Touchdowns.....1; Rutgers, 11/20/21
Long Reception.....67; Rutgers, 11/20/21



CAM MILLER 5

Cornerback | 6-0 | 183
 Sophomore
 Fernandina Beach, Fla./Trinity Christian Academy
 Major: Division of Undergraduate Studies

► **CAREER NOTES & RECORDS**

Game: 2023: Recorded two sacks against UMass (10/14), becoming Penn State's first defensive back to record multiple sacks in a game since Derek Bochna had two for the Nittany Lions at West Virginia in 1992.

► 2023 ► SOPHOMORE SEASON

Awards: Earned Academic All-Big Ten honors.

Season: Has appeared in all 12 games...Owns 19 tackles (15 solo) to go along with four tackles for loss, three sacks and an interception.

Rankings: Ranks second among FBS cornerbacks with three sacks.

West Virginia (9/2): Posted four tackles and a tackle for loss. **Delaware (9/9):** Made a solo tackle. **at Illinois (9/16):** Intercepted a pass in the fourth quarter, the first of his career. **at Northwestern (9/30):** Posted two tackles. **UMass (10/14):** Collected three solo tackles and two sacks...Had one sack in each of the second and third quarters. **Indiana (10/28):** Posted a solo tackle. **at Maryland (11/4):** Made two solo stops. **at Michigan State (11/24):** Posted three tackles, including a solo sack for an 11-yard loss in the fourth quarter.

MILLER'S CAREER STATISTICS

	UT-AT	TT	FF	FR	I	PBU	SACK	TFL
2022	3-2	5	-	-	-	-	-	-
2023	15-4	19	-	-	1	-	3.0-22	4.0-23
Career	18-6	24	-	-	1	-	3.0-22	4.0-23

► **MILLER'S CAREER HIGHS**

Tackles.....4; West Virginia, 9/2/23
Tackles for Loss.....2.0; UMass, 10/14/23
Sacks.....2.0; UMass, 10/14/23
Interceptions.....1; at Illinois, 9/16/23



TYRECE MILLS 14

Safety | 6-1 | 200
 Redshirt Junior
 Philadelphia, Pa./Northeast/Lackawanna College
 Major: Telecommunications

► 2023 ► REDSHIRT JUNIOR SEASON

Season: Has appeared in six games, primarily on special teams.

UMass (10/14): Assistant on two tackles.

66 2023 PENN STATE FOOTBALL

MILLS' CAREER STATISTICS

	UT-AT	TT	FF	FR	I	PBU	SACK	TFL
2023	0-2	2	-	-	-	-	-	-
Career	0-2	2	-	-	-	-	-	-

> MILLS' CAREER HIGHS

Tackles.....2; UMass, 10/16/23



DAKAARI NELSON 8

Safety | 6-3 | 217
Freshman
Livingston, Ala./Selma
Major: Division of Undergraduate Studies

> 2023 > TRUE FRESHMAN SEASON

Has appeared in one game.



JB NELSON 56

Offensive Line | 6-5 | 334
Redshirt Junior
Pittsburgh, Pa./Mount Lebanon/Lackawanna College
Major: Recreation, Park and Tourism Management

> 2023 > REDSHIRT JUNIOR SEASON

Awards: Earned All-Big Ten honorable mention laurels from the coaches and media.

Season: Has appeared in 10 games, making eight starts...Earned the coaching staff's Offensive Player of the Week (Iowa, 9/23).

West Virginia (9/2): Helped lead the Penn State offense to 478 total yards in the victory...Helped Drew Allar set career-high marks in touchdown passes (3), passing yards (325), completions (21) and attempts (29). **Delaware (9/9):** Penn State tallied 541 total yards on offense, including 315 yards on the ground...The Nittany Lions ran 91 offensive plays and held the ball for a time of possession of 42:22...Kaytron Allen rushed for 103 yards on 19 carries and touchdown, while Nicholas Singleton scored three touchdowns on the ground. **at Illinois (9/16):** Helped the Penn State offense score 20 points off turnovers...Allen and Singleton each accounted for rushing touchdowns, while Trey Potts threw a touchdown to Tyler Warren. **Iowa (9/23):** Helped Penn State scored on drives of 17, 10 15 and 12 plays...The Nittany Lions held the ball for 13:26 of the third quarter and finished the game with 45:27 of possession...Helped PSU rush for 215 yards. **at Northwestern (9/30):** Penn State threw totaled 353 yards of offense, including 219 yards through the air...Singleton accounted for 119 yards of offense. **Indiana (10/28):** Penn State posted 342 yards of offense in the win and Allar tossed three touchdowns, including the 57-yard game-winner to KeAndre Lambert-Smith with 1:46 remaining in regulation. **at Maryland (11/4):** Penn State scored 51 points and gained 404 yards in the win...Allar completed 25-of-34 passes for 240 yards and four touchdowns...Allen rushed for a team-high 91 yards on 14 carries, including a touchdown. **Michigan (11/11):** Penn State averaged 4.7 yards per rush against the Wolverines, including 72 yards on 12 carries (6.0) from Allen. **Rutgers (11/18):** Rushed for 234 yards with all four touchdowns coming on runs...Beau Pribula (71 yards), Allen (69) and Singleton (71) paced an offense which averaged six yards per carry **at Michigan State (11/24):** Helped Penn State post 10 offensive plays of 20+ yards in the game, including five passing plays and five rushing plays...The Nittany Lions had three plays of 50+ yards and four plays of 40+ yards...Allen (137) and Singleton (118) both went over 100 rushing yards.



HUNTER NOURZAD 64

Offensive Line | 6-3 | 320
Redshirt Senior +
Marietta, Ga./The Walker School/Cornell
Major: Master's of Business Administration

> 2023 > REDSHIRT SENIOR (+) SEASON

Awards: Voted second-team All-Big Ten by the coaches and media...Earned Academic All-Big Ten honors...Was Penn State's Tim Shaw Thrive Award winner along with teammate Johnny Dixon...Named the team's Nittany Lion Club Award winner, given to a senior with the highest GPA.

Season: Has started 12 games at center...Earned the coaching staff's Offensive Player of the Week (Iowa, 9/23).

West Virginia (9/2): Helped lead the Penn State offense to 478 total yards in the victory...Helped Drew Allar set career-high marks in touchdown passes (3), passing yards (325), completions (21) and attempts (29). **Delaware (9/9):** Penn State tallied 541 total yards on offense, including 315 yards on the ground...The Nittany Lions ran 91 offensive plays and held the ball for a time of possession of 42:22...Kaytron Allen rushed for 103 yards on 19 carries and touchdown, while Nicholas Singleton scored three touchdowns on the ground. **at Illinois (9/16):** Helped the Penn State offense score 20 points off turnovers...Allen and Singleton each accounted for rushing touchdowns, while Trey Potts threw a touchdown to Tyler Warren. **Iowa (9/23):** Helped Penn State scored on drives of 17, 10 15 and 12 plays...The Nittany Lions held the ball for 13:26 of the third quarter and finished the game with 45:27 of possession...Helped PSU rush for 215 yards. **at Northwestern (9/30):** Penn State threw totaled 353 yards of offense, including 219 yards through the air...Singleton accounted for 119 yards of offense. **UMass (10/14):** Played both center and guard...The Nittany Lions rushed for 246 yards and finished with 408 yards of offense in the 63-0 win...Drew Allar accounted for four total touchdowns, including three passing. **Indiana (10/28):** Penn State posted 342 yards of offense in the win and Allar tossed three touchdowns, including the 57-yard game-winner to KeAndre Lambert-Smith with 1:46 remaining in regulation. **at Maryland (11/4):** Penn State scored 51 points and gained 404 yards in the win...Allar completed 25-of-34 passes for 240 yards and four touchdowns...Allen rushed for a team-high 91 yards on 14 carries, including a touchdown. **Michigan (11/11):** Penn State averaged 4.7 yards per rush against the Wolverines, including 72 yards on 12 carries (6.0) from Allen. **Rutgers (11/18):** Rushed for 234 yards with all four touchdowns coming on runs...Beau Pribula (71 yards), Allen (69) and Singleton (71) paced an offense which averaged six yards per carry. **at Michigan State (11/24):** Helped Penn State post 10 offensive plays of 20+ yards in the game, including five passing plays and five rushing plays...The Nittany Lions had three plays of 50+ yards and four plays of 40+ yards...Allen (137) and Singleton (118) both went over 100 rushing yards.



GABRIEL NWOSU 99

Punter | 6-6 | 274
Redshirt Sophomore
Derwood, Md./The Bullis School
Major: Supply Chain and Information Systems

> 2023 > REDSHIRT SOPHOMORE SEASON

Awards: Earned Academic All-Big Ten honors.

Season: Has appeared in all 12 games as Penn State's primary kickoff specialist.

West Virginia (9/2): Hit six kickoffs, all landing for touchbacks. **Delaware (9/9):** Averaged 62.5 yards on six kickoffs, including four touchbacks. **at Illinois (9/16):** Landed four kickoffs for touchbacks. **Iowa (9/23):** Had six kickoffs for 381 yards, with three going for touchbacks. **at Northwestern (9/30):** Averaged 64.5 yards on eight kickoffs with five going for touchbacks. **UMass (10/14):** Averaged 61.9 yards on nine kickoffs, including two touchbacks. **at Ohio State (10/21):** Averaged 62.3 yards on three kickoffs with two touchbacks. **Indiana (10/28):** Knocked all five of his kickoffs for touchbacks. **at Maryland (11/4):** Had eight out of 10 kickoffs go for touchbacks. **Michigan (11/11):** Kicked off three times, with two going for touchbacks. **Rutgers (11/18):** Averaged 61.3 yards on three kickoffs, including one touchback. **Michigan State (11/24):** Had seven kickoffs averaging 64.9 yards, including five landing for touchbacks.

NWOSU'S CAREER KICKOFF STATISTICS

	KO	Yds.	Avg.	TB	OB
2022	18	1,138	63.2	7	1
2023	72	4,580	63.6	47	2
Career	90	5,718	63.5	54	3

NWOSU'S CAREER PUNTING STATISTICS

	Punts	Yards	Avg.	I-20	FC	50+	LG	BLK
2022	2	68	34.0	-	-	-	36	-
2023	-	-	-	-	-	-	-	-
Career	2	68	34.0	-	-	-	36	-

> NWOSU'S CAREER HIGHS


Kickoffs.....	10; at Maryland, 11/4/23
Kickoff Yards.....	626; at Maryland, 11/4/23
Kickoff Average.....	66.0; Minnesota, 10/22/22
Touchbacks.....	8; at Maryland, 11/4/23
Punt Attempts.....	2; at Indiana, 11/5/22
Punt Yards.....	68; at Indiana, 11/5/22
Punt Average.....	34; at Indiana, 11/5/22
Longest Punt.....	36; at Indiana, 11/5/22



CHIMDY ONOH **55**
Offensive Line | 6-5 | 275
Freshman
Baltimore, Md./Dundalk
Major: Division of Undergraduate Studies

> 2023 > TRUE FRESHMAN SEASON

Has appeared in two games.



LAMONT PAYNE JR. **27**
Cornerback | 6-0 | 197
Freshman
Carnegie, Pa./Chartiers Valley
Major: Division of Undergraduate Studies

> 2023 > TRUE FRESHMAN SEASON

Has appeared in three games.



TREY POTTS **23**
Running Back | 5-9 | 215
Redshirt Senior
Williamsport, Pa./Williamsport/Minnesota
Major: Communications

> 2023 > REDSHIRT SENIOR SEASON

Season: Has appeared in all 12 games on offense and special teams...Owns 23 carries for 145 yards (6.3) and two touchdowns...Has four catches for 57 yards and a touchdown...Also has an 11-yard touchdown pass.


West Virginia (9/2): Rushed for six yards in his Penn State debut. **Delaware (9/9):** Ran for 59 yards on seven carries with a long rush of 20 yards. **Illinois (9/16):** Threw an 11-yard touchdown pass to Tyler Warren in the third quarter, his first career touchdown toss. **Iowa (9/23):** Carried the ball three times for 17 yards...Added a career-long 16-yard reception. **Northwestern (9/30):** Posted three carries for 21 yards, one reception for 30 yards and scored two touchdowns...Scored on a 13-yard run in the second quarter...Hauled in a 30-yard touchdown catch from Beau Pribula in the fourth quarter, his first career receiving touchdown...It marked his first career game with both a rushing and receiving touchdown. **UMass (10/14):** Scored on a 2-yard run in the fourth quarter. **Maryland (11/4):** Posted a 6-yard catch. **Rutgers (11/18):** Had a 5-yard carry. **Michigan State (11/24):** Ran for 33 yards on two carries, including a 28-yard rush...Added a 5-yard reception.

	Att.-Yds.	Avg.	TD	LG	Rec.-Yds.	Avg.	TD	LG
2019*	7-51	7.3	1	24	-	-	-	-
2020*	19-121	6.4	1	36	4-20	5.0	-	10
2021*	112-552	4.9	6	54	2-14	7.0	-	12
2022*	101-471	4.7	3	40	3-23	7.7	-	14
2023	23-145	6.3	2	28	4-57	14.3	1	30
Career	262-1,340	5.1	13	54	13-114	8.8	1	30

> POTTS' CAREER HIGHS

Rushing Attempts.....	34; Miami (Ohio), 9/11/21*
Rushing Yards.....	178; Miami (Ohio), 9/11/21*
Rushing Touchdowns.....	3; at Colorado, 9/18/21*
Longest Rush.....	54; Bowling Green, 9/25/21*
Receptions.....	2; at Nebraska, 12/12/20*
Receiving Yards.....	30; at Northwestern, 9/30/23
Receiving Touchdowns.....	1; at Northwestern, 9/30/23
Longest Reception.....	30; at Northwestern, 9/30/23

* At Minnesota (2019-22).



BEAU PRIBULA **9**
Quarterback | 6-2 | 206
Redshirt Freshman
York, Pa./Central York
Major: Division of Undergraduate Studies

> 2023 > REDSHIRT FRESHMAN SEASON

Awards: Earned Academic All-Big Ten honors.

Season: Has appeared in 10 games...Completed 10-of-20 passes for 101 yards and three touchdowns...Owns 313 rushing yards on 53 carries (5.9) with six touchdowns...Earned the coaching staff's Offensive Player of the Week (Rutgers, 11/18).

Rankings: Tied second among Big Ten quarterbacks with six rushing touchdowns...Ranks third among Big Ten quarterbacks with 313 rushing yards.

West Virginia (9/2): Scored the first rushing touchdown of his career in his first action of his career on a 5-yard run in the fourth quarter...Completed a seven-yard pass in the fourth quarter for the first attempt and completion of his career. **Delaware (9/9):** Completed 3-of-5 passes for 22 yards and a touchdown...Rushed for 46 yards and a score on eight carries...Connected with Omari Evans on a 4-yard touchdown pass in the fourth quarter for his first career touchdown toss...Scored on a 6-yard run in the third quarter...Marked his first career game with both a passing and rushing touchdown. **Illinois (9/16):** Ran for 47 yards on nine carries...Had a 21-yard run in the fourth quarter. **Iowa (9/23):** Posted 55 rushing yards on eight carries. **Northwestern (9/30):** Connected on a 30-yard touchdown pass with Trey Potts in the fourth quarter. **UMass (10/14):** Rushed for 59 yards, including a 31-yard touchdown run in the fourth quarter. **Maryland (11/4):** Had a 6-yard completion and rushed for 15 yards. **Rutgers (11/18):** Ran for a career-best 71 yards on eight carries...Scored on a 1-yard run...Had a career-long 39-yard rush...Completed a 9-yard pass. **Michigan State (11/24):** Had both a passing and rushing touchdown...Threw an 8-yard touchdown pass to Tyler Warren in the third quarter...Scored on a 2-yard run in the third quarter.

PRIBULA'S CAREER PASSING STATISTICS

	C-A	Yds.	%	TD-INT	YPG	LG
2023	10-20	101	50.0	3-0	10.1	30
Career	10-20	101	50.0	3-0	10.1	30

PRIBULA'S CAREER OFFENSIVE STATISTICS

	Att.-Yds.	Avg.	TD	LG	Rec.-Yds.	Avg.	TD	LG
2023	53-313	5.9	6	39	-	-	-	-
Career	53-313	5.9	6	39	-	-	-	-

► **PRIBULA'S CAREER HIGHS**

Pass Completions.....	3; Delaware, 9/9/23
Pass Attempts.....	5; Delaware, 9/9/23
Passing Yards.....	30; at Northwestern, 9/30/23
Passing Touchdowns.....	1; Three Times; Last at Michigan St, 11/24/23
Long Pass.....	30; at Northwestern, 9/30/23
Rushing Attempts.....	9; Twice; Last at Maryland, 11/4/23
Rushing Yards.....	71; Rutgers, 11/18/23
Rushing Touchdowns.....	1; Six Times; Last vs Michigan St, 11/24/23
Longest Rush.....	39 yards; Rutgers, 11/18/23



ANDREW RAPPLEYEA 87

Tight End | 6-4 | 253
 Freshman
 Millbrook, N.Y./Milton Academy (Mass.)
 Major: Division of Undergraduate Studies

► **2023 ► TRUE FRESHMAN SEASON**

Has appeared in three games.



JAYLEN REED 1

Safety | 6-0 | 205
 Junior
 Detroit, Mich./Martin Luther King Jr.
 Major: Recreation, Park and Tourism Management

► **2023 ► JUNIOR SEASON**

Awards: Earned All-Big Ten honorable mention laurels from the coaches and media.

Season: Has started all 12 games at safety...Owns 44 tackles (30 solo), three tackles for loss, one sack, two interceptions and a pass breakup.

West Virginia (9/2): Recorded four tackles (3 solo). **Delaware (9/9):** Recorded a solo sack in the first quarter, the first of his career...Added two solo tackles. **at Illinois (9/16):** Made four tackles (3 solo). **Iowa (9/23):** Made two tackles...Notched a key stop in the first quarter which led to a Dani Dennis-Sutton forcing a fumble on the same play...Added a pass breakup. **at Northwestern (9/30):** Posted three tackles, including an assisted tackle for loss. **UMass (10/14):** Assisted on one tackle. **at Ohio State (10/21):** Made five tackles (3 solo). **Indiana (10/28):** Picked off a pass in the second quarter and returned it 17 yards, marking his first career interception...Added a career-high eight tackles (7 solo) to go along with a solo tackle for loss. **at Maryland (11/4):** Posted three tackles and a half-tackle for loss. **Michigan (11/11):** Posted six tackles (3 solo). **Rutgers (11/18):** Collected three solo tackles. **at Michigan State (11/24):** Returned to his hometown of Detroit in Ford Field and picked off a pass on Michigan State's opening drive...Made three tackles (2 solo).

REED'S CAREER STATISTICS

	UT-AT	TT	FF	FR	I	PBU	SACK	TFL
2021	4-2	6	-	-	-	-	-	-
2022	23-8	31	-	-	-	3	-	2.0-6
2023	30-14	44	-	-	2	1	1.0-7	3.0-13
Career	57-24	81	-	-	2	4	1.0-7	5.0-19

► **REED'S CAREER HIGHS**

Tackles.....	8; Indiana, 10/28/23
Tackles for Loss.....	1.0; Four Times; Last at Maryland, 11/4/23
Sacks.....	1.0; Delaware, 9/9/23
Interceptions.....	1; Twice; Last at Michigan St, 11/24/23
Pass Breakups.....	1; Four Times; Last Iowa, 9/23/23



CHOP ROBINSON 44

Defensive End | 6-3 | 254
 Junior
 Gaithersburg, Md./Quince Orchard/Maryland
 Major: Telecommunications

► **2023 ► JUNIOR SEASON**

Awards: Postseason: Earned first-team All-Big Ten honors from the coaches and media...Recognized as a second-team All-American by Pro Football Focus and USA Today...Tabbed a third-team All-American by the Associated Press...Was Penn State's Team MVP along with Olumuyiwa Fashanu...Named the team's Reid-Robinson Award winner, recognizing the outstanding defensive lineman, along with teammate Adisa Isaac. **Preseason:** Earned preseason second-team All-American honors...Named to the Bednarik Award, Lombardi Award and Bronko Nagurski Trophy watch lists.

Season: Started 10 games at defensive end...Finished with 15 tackles (12 solo), 7.5 tackles for loss, four sacks, two forced fumbles, a fumble recovery, a pass breakup and five quarterback hurries...Earned the coaching staff's Defensive Player of the Week twice (Iowa, 9/23; Rutgers, 11/18).

West Virginia (9/2): Posted two solo tackles and a tackle for loss. **Delaware (9/9):** Made a solo stop. **at Illinois (9/16):** Made two tackles, including a tackle for loss...Added a pass breakup. **Iowa (9/23):** Recorded a strip-sack in the third quarter, which was recovered by Adisa Isaac...Added two quarterback hurries. **at Northwestern (9/30):** Had a quarterback hurry. **UMass (10/14):** Tied career high with two sacks, recording both in the second quarter. **Michigan (11/11):** Posted a quarterback hurry. **Rutgers (11/18):** Tied career highs with five tackles (all solo) and two tackles for loss...Recorded a strip-sack in the third quarter and recovered the fumble...Added a QB hurry. **at Michigan State (11/24):** Assisted on a tackle for loss in the first quarter.

ROBINSON'S CAREER STATISTICS

	UT-AT	TT	FF	FR	I	PBU	SACK	TFL
2021*	12-7	19	-	-	-	-	2-16	2.5-18
2022	19-7	26	1	1	-	2	5.5-29	10.0-39
2023	12-3	15	2	1	-	1	4.0-26	7.5-34
Career	43-17	60	3	2	-	3	11.5-71	20.0-91

► **ROBINSON'S CAREER HIGHS**

Tackles.....	5; Twice; Last Rutgers, 11/18/23
Tackles for Loss.....	2.0; Four Times; Last Rutgers, 11/18/23
Sacks.....	2.0; Twice; Last UMass, 10/14/23
Forced Fumbles.....	1; Three Times; Last Rutgers, 11/18/23
Fumble Recoveries.....	1; Twice; Last Rutgers, 11/18/23
Pass Breakups.....	1; Three Times; Last at Illinois, 9/16/23

* at Maryland (2021).



TA'MERE ROBINSON 24

Linebacker | 6-3 | 231
 Freshman
 Pittsburgh, Pa./Brashear
 Major: Division of Undergraduate Studies

► **2023 ► TRUE FRESHMAN SEASON**

Season: Has appeared in three games.


UMass (10/14): Made two tackles.

ROBINSON'S CAREER STATISTICS

	UT-AT	TT	FF	FR	I	PBU	SACK	TFL
2023	2-0	2	-	-	-	-	-	-
Career	2-0	2	-	-	-	-	-	-

► **ROBINSON'S CAREER HIGHS**

Tackles.....	2; UMass, 10/14/23
--------------	--------------------



TONY ROJAS 13

Linebacker | 6-2 | 225
 Freshman
 Fairfax, Va./Fairfax
 Major: Division of Undergraduate Studies

► 2023 ► TRUE FRESHMAN SEASON

Season: Has appeared in all 12 games on defense and special teams...Owns 16 tackles (6 solo), three tackles for loss, a forced fumble and an interception.

West Virginia (9/2): Made two tackles. **Delaware (9/9):** Recorded his first career tackle for loss... Recorded two solo stops. **at Illinois (9/16):** Assisted on two tackles. **UMass (10/14):** Set a career high with four tackles (1 solo). **at Maryland (11/4):** Notched his first career interception in the fourth quarter and returned it 20 yards...Also recorded his first career forced fumble in the fourth quarter. **Rutgers (11/18):** Matched a career high with four tackles and set a career high with 1.5 tackles for loss. **at Michigan State (11/24):** Assisted on a tackle for loss.

ROJAS' CAREER STATISTICS

	UT-AT	TT	FF	FR	I	PBU	SACK	TFL
2023	6-10	16	1	-	1	-	-	3.0-5
Career	6-10	16	1	-	1	-	-	3.0-5

► ROJAS' CAREER HIGHS

Tackles..... 4; Twice: Last Rutgers, 11/18/23
Tackles for Loss..... 1.5; Rutgers, 11/18/23
Interceptions..... 1; at Maryland, 11/4/23
Forced Fumbles..... 1; at Maryland, 11/4/23



DOMINIC RULLI 51

Offensive Line | 6-3 | 287
 Redshirt Freshman
 Burlington, Ky./The Taft School (Conn.)
 Major: Division of Undergraduate Studies

► 2023 ► REDSHIRT FRESHMAN SEASON

Awards: Earned Academic All-Big Ten honors.

Season: Has appeared in all 12 games, primarily on special teams.



SANDER SAHAYDAK 93

Kicker | 6-0 | 177
 Redshirt Sophomore
 Bethlehem, Pa./Liberty
 Major: Telecommunications

► 2023 ► REDSHIRT SOPHOMORE SEASON

Awards: Earned Academic All-Big Ten honors.

Season: Has appeared in six games.

West Virginia (9/2): Connected on a pair of extra points. **Delaware (9/9):** Converted on his only extra-point attempt. **UMass (10/14):** Hit all three extra-point attempts. **at Michigan State (11/24):** Converted on an extra-point attempt in the fourth quarter.

SAHAYDAK'S CAREER KICKING STATISTICS

	FGM-A	%	0-19	20-29	30-39	40-49	50+	LG	XP	PTS
2022	1-2	50.0	-	1-1	-	-	0-1	20	1-1	4
2023	0-2	0	-	-	0-2	-	-	-	7-7	7
Career	1-4	25.0	-	1-1	0-2	-	0-1	20	8-8	11

SAHAYDAK'S CAREER KICKOFF STATISTICS

	KO	Yds.	Avg.	TB	OB
2022	15	934	62.3	4	1
2023	1	53	53.0	-	-
Career	16	987	61.7	4	1

► SAHAYDAK'S CAREER HIGHS

Points Scored..... 4; at Rutgers, 11/19/22
PATs Made..... 3; UMass, 10/14/23
PATs Attempted..... 3; UMass, 10/14/23
Field Goals Made..... 1; at Rutgers, 11/19/22
Field Goals Attempted..... 1; at Rutgers, 11/19/22
Longest Field Goal..... 20; at Rutgers, 11/19/22
Kickoffs..... 4; Ohio, 9/10/22
Kickoff Yards..... 240; Ohio, 9/10/22
Kickoff Average..... 65.0; at Rutgers, 11/19/22



KADEN SAUNDERS 7

Wide Receiver | 5-10 | 175
 Redshirt Freshman
 Columbus, Ohio/Westerville South
 Major: Division of Undergraduate Studies

► 2023 ► REDSHIRT FRESHMAN SEASON

Awards: Earned Academic All-Big Ten honors.

Season: Has appeared in 11 games on offense and special teams...Was Penn State's primary punt returner through the first five contests...Owns six catches for 56 yards and one touchdown...Has 14 punt returns for 86 yards.

West Virginia (9/2): Was Penn State's primary punt returner, fair catching three punts. **Delaware (9/9):** Posted five punt returns for 30 yards, including a long return of nine yards. **at Illinois (9/16):** Made two receptions for 19 yards...Added a key 19-yard punt return towards the end of the first half, leading to a Penn State field goal. **UMass (10/14):** Had two punt returns for 43 yards, including a career-long 37-yard return. **at Ohio State (10/21):** Hauled in an 8-yard touchdown reception in the fourth quarter, his first career touchdown reception...Finished the game with two receptions for 25 yards. **Michigan (11/11):** Recorded a 13-yard reception on a fourth-down play in the second quarter.

SAUNDERS' CAREER STATISTICS

	Att.-Yds.	Avg.	TD	LG	Rec.-Yds.	Avg.	TD	LG
2022	-	-	-	-	2-21	10.5	-	13
2023	-	-	-	-	6-56	9.3	1	17
Career	-	-	-	-	8-77	9.6	1	17

SAUNDERS' CAREER RETURN STATISTICS

	KR-Yds.	Avg.	TD	LG	PR-Yds.	Avg.	TD	LG
2023	-	-	-	-	14-86	6.1	-	37
Career	-	-	-	-	14-86	6.1	-	37

► SAUNDERS' CAREER HIGHS

Receptions..... 2; Twice: Last at Ohio State, 10/21/23
Receiving Yards..... 25; at Ohio State, 10/21/23
Long Reception..... 17; at Ohio State, 10/21/23
Receiving Touchdowns..... 1; at Ohio State, 10/21/23
Punt Returns..... 5; Delaware, 9/9/23
Punt Return Yards..... 43; UMass, 10/14/23
Long Punt Return..... 37 yards; UMass, 10/14/23

70 2023 PENN STATE FOOTBALL



DREW SHELTON 66

Offensive Line | 6-5 | 306
 Sophomore
 Downingtown, Pa./Downingtown West
 Major: Division of Undergraduate Studies

► 2023 ► SOPHOMORE SEASON

Awards: Earned Academic All-Big Ten honors.

Season: Has appeared in 12 games on offense and special teams...Earned the coaching staff's Offensive Player of the Week (Iowa, 9/23).

West Virginia (9/2): Helped lead the Penn State offense to 478 total yards in the victory...Helped Drew Allar set career-high marks in touchdown passes (3), passing yards (325), completions (21) and attempts (29). **Delaware (9/9):** Penn State tallied 541 total yards on offense, including 315 yards on the ground...The Nittany Lions ran 91 offensive plays and held the ball for a time of possession of 42:22...Kaytron Allen rushed for 103 yards on 19 carries and touchdown, while Nicholas Singleton scored three touchdowns on the ground. **at Illinois (9/16):** Helped the Penn State offense score 20 points off turnovers...Allen and Singleton each accounted for rushing touchdowns, while Trey Potts threw a touchdown to Tyler Warren. **Iowa (9/23):** Helped Penn State score on drives of 17, 10 15 and 12 plays...The Nittany Lions held the ball for 13:26 of the third quarter and finished the game with 45:27 of possession...Helped PSU rush for 215 yards. **at Northwestern (9/30):** Penn State threw totaled 353 yards of offense, including 219 yards through the air...Singleton accounted for 119 yards of offense. **UMass (10/14):** Played both center and guard...The Nittany Lions rushed for 246 yards and finished with 408 yards of offense in the 63-0 win...Drew Allar accounted for four total touchdowns, including three passing. **Indiana (10/28):** Penn State posted 342 yards of offense in the win and Allar tossed three touchdowns, including the 57-yard game-winner to KeAndre Lambert-Smith with 1:46 remaining in regulation. **at Maryland (11/4):** Penn State scored 51 points and gained 404 yards in the win...Allar completed 25-of-34 passes for 240 yards and four touchdowns...Allen rushed for a team-high 91 yards on 14 carries, including a touchdown. **Rutgers (11/18):** Rushed for 234 yards with all four touchdowns coming on runs...Beau Pribula (71 yards), Allen (69) and Singleton (71) paced an offense which averaged six yards per carry. **at Michigan State (11/24):** Helped Penn State post 10 offensive plays of 20+ yards in the game, including five passing plays and five rushing plays...The Nittany Lions had three plays of 50+ yards and four plays of 40+ yards...Allen (137) and Singleton (118) both went over 100 rushing yards.



NICHOLAS SINGLETON 10

Running Back | 6-0 | 222
 Sophomore
 Shillington, Pa./Governor Mifflin
 Major: Division of Undergraduate Studies

► CAREER NOTES & RECORDS

Career: Rankings: Has 1,763 career rushing yards, ranking 20th in Penn State history. **Notable:** Owns five career 100-yard rushing games...Has six career games with multiple rushing touchdowns...Has 16 career runs of 20+ yards.

Season: Records Set: Posted a Penn State freshman record 12 rushing touchdowns...Singleton (1,061) and Kaytron Allen (867) became the first true freshman teammates in Big Ten history each with 700 or more rushing yards in a single season. **2022:** Became the 16th all-time Nittany Lion to rush for 1,000 yards in a season...Joined Saquon Barkley (1,076; 2015) and D.J. Dozier (1,002; 1983) as the only PSU freshmen to reach 1,000 rushing yards in a season...With five multi-touchdown run games, became one of seven Penn State running backs to have at least five in a single season, joining Lydell Mitchell (8; 1971), Barkley (7; 2017), Curtis Enis (6; 1997), Ki-Jana Carter (6; 1994), Larry Johnson (5; 2002) and Richie Anderson (5; 1992)...Singleton and Allen became the only Penn State duo to each rush for 850-plus yards in a season and one of three 800-plus rushing yard duos: 2022 (Singleton, 1,061; Allen, 867), 2013 (Zach Zwinak, 989; Bill Belton, 803), 2005 (Tony Hunt, 1,047; Michael Robinson, 806).

Game: Records Set: Posted 179 rushing yards against Ohio (9/10), a Penn State record for a Beaver Stadium debut. **2022:** Tallied 70- and 44-yard touchdown runs and an additional 48-yard rush against Ohio, becoming the first Nittany Lion with multiple 40-plus yard touchdown runs in a game and three 40-plus yard runs in a game since Larry Johnson at Indiana on Nov. 16, 2002.

Bowl: 2022: Scored on an 87-yard run in the third quarter against Utah (1/2), the third-longest run in Rose Bowl Game history and the longest in the Rose Bowl Game since 2012...The run marked Penn State's second-longest rush in a bowl game, only trailing Saquon Barkley's 92-yard touchdown run in the 2017 Fiesta Bowl...Tallied two rushing touchdowns in the Rose Bowl Game, tied for second in a PSU bowl game, while his 120 rushing yards were 10th.

► 2023 ► SOPHOMORE SEASON

Awards: Postseason: Earned third-team All-Big Ten honors from the coaches and media as a running back and honorable mention honors from the coaches and media as a return specialist...Was an Academic All-Big Ten honoree...Named Penn State's Offensive MVP along with Kaytron Allen. **Preseason:** Named to the Walter Camp Player of the Year, Maxwell Award, Doak Walker and Paul Hornung Award watch lists...Earned second-team preseason All-American honors from Sporting News and honorable mention honors from Pro Football Focus.

Season: Has appeared in 12 games, making six starts...Owns 163 rushes for 702 yards and eight touchdowns...Has 22 catches for 222 yards and a touchdown...Has 12 kick returns for 302 yards (25.2) with a long return of 51 yards.

Rankings: Ranks fourth in the Big Ten all-purpose yards (102.7) and fifth in rushing touchdowns (8).

West Virginia (9/2): Ran for 70 yards on 13 carries with a long rush of 14 yards...Scored on a 2-yard rush in the second quarter. **Delaware (9/9):** Scored a career-high three rushing touchdowns...Rushed for 47 yards and added an 18-yard reception...Had a 26-yard kick return...Found the endzone on a 2-yard rush on Penn State's opening drive and scored on a pair of 5-yard runs in the second quarter. **at Illinois (9/16):** Ran for 39 yards to go along with a touchdown...Posted a career-high 49 receiving yards...Scored on a 16-yard rush in the fourth quarter...Added a 31-yard kick return. **Iowa (9/23):** Rushed for 49 yards on 17 carries...Added two receptions. **at Northwestern (9/30):** Rushed for a team-high 80 yards on 21 carries, while scoring on a rushing touchdown and a receiving touchdown...Posted 39 yards on a career-high six receptions...Scored on a 1-yard run in the fourth quarter...Hauled in a 2-yard touchdown reception in the third quarter, marking his first career game with both a rushing and receiving touchdown. **UMass (10/14):** Notched a team-high 79 yards on 15 carries. **at Ohio State (10/21):** Ran for 48 yards on nine carries and added a 6-yard reception...Had a 30-yard kick return. **Indiana (10/28):** Ran for 50 yards on 15 carries with a 2-yard touchdown run in the second quarter...Added five receptions for 31 yards, including a career-long 28-yard reception in the second quarter...Added a 50-yard kick return in the second quarter. **at Maryland (11/4):** Had a 51-yard kick return in the fourth quarter. **Michigan (11/11):** Made 13 carries for 43 yards, including a long rush of nine yards. **Rutgers (11/18):** Ran for 61 yards on 11 carries, averaging 5.5 yards per carry...Had a 20-yard rush in the fourth quarter. **at Michigan State (11/24):** Finished with 118 yards on 18 carries with one touchdown and a long rush of 24 yards...Caught two passes out of the backfield for a career-high 68 yards...Scored on a 14-yard rush in the fourth quarter...Had a 53-yard reception in the first quarter, his longest career reception...Added a 20-yard rush in the second quarter and a 24-yard rush in the fourth quarter.

SINGLETON'S CAREER STATISTICS

	Att.-Yds.	Avg.	TD	LG	Rec.-Yds.	Avg.	TD	LG
2022	156-1,061	6.8	12	87	11-85	7.7	1	22
2023	163-702	4.3	8	24	22-222	10.1	1	53
Career	319-1,763	5.5	20	87	33-307	9.3	2	53

SINGLETON'S CAREER RETURN STATISTICS

	KR-Yds.	Avg.	TD	LG	PR-Yds.	Avg.	TD	LG
2022	14-349	24.9	1	100	-	-	-	-
2023	12-302	25.2	-	50	-	-	-	-
Career	26-651	25.0	1	100	-	-	-	-

► SINGLETON'S CAREER HIGHS

Rushing Attempts	21; Twice: Last at Northwestern, 9/30/23
Rushing Yards	179; Ohio, 9/10/22
Rushing Touchdowns	3; Delaware, 9/9/23
Longest Rush	87; vs. Utah, 1/2/23
Receptions	6; at Northwestern, 9/30/23
Receiving Yards	68; vs Michigan St, 11/24/23
Receiving Touchdowns	1; Twice: Last at Northwestern, 9/30/23
Longest Reception	53; vs Michigan St, 11/24/23
Kick Returns	4; at Michigan, 10/15/22
Kick Return Yards	100; at Rutgers, 11/19/22
Kick Return Touchdowns	1; at Rutgers, 11/19/22
Long Kick Return	100; at Rutgers, 11/19/22
All-Purpose Yards	219; Ohio, 9/10/22

STAHL'S CAREER STATISTICS

	Att.-Yds.	Avg.	TD	LG	Rec.-Yds.	Avg.	TD	LG
2021	3-22	7.3	-	17	-	-	-	-
Career	3-22	7.3	-	17	-	-	-	-

STAHLS CAREER HIGHS

Rushing Attempts3; Rutgers, 11/20/21
 Rushing Yards.....22; Rutgers, 11/20/21
 Longest Rush.....17; Rutgers, 11/20/21



TANK SMITH 38

Running Back | 5-7 | 222
 Redshirt Senior
 Pittsburgh, Pa./Penn Hills/Saint Francis (Pa.)
 Major: Telecommunications

2023 REDSHIRT SENIOR SEASON

Season: Has appeared in three games.

Delaware (9/9): Ran for 29 yards on six carries with a long rush of 9 yards. UMass (10/14): Had two carries for 41 yards, including a career-long 39 yard run in the fourth quarter.

SMITH'S CAREER STATISTICS

	Att.-Yds.	Avg.	TD	LG	Rec.-Yds.	Avg.	TD	LG
2020	1-7	7.0	-	7	-	-	-	-
2021	4-5	1.3	-	7	-	-	-	-
2022	23-61	2.7	-	11	1-2	2.0	-	2
2023	9-71	8.8	-	39	-	-	-	-
Career	37-144	3.9	-	39	1-2	2.0	-	2

SMITH'S CAREER HIGHS

Rushing Attempts6; Three Times: Last Delaware, 9/9/23
 Rushing Yards.....41; UMass, 10/14/23
 Longest Rush.....39 yards; UMass, 10/14/23
 Receptions.....1; Ohio, 9/10/22
 Receiving Yards.....2; Ohio, 9/10/22
 Longest Reception2; Ohio, 9/10/22



JAXON SMOLIK 14

Quarterback | 6-1 | 205
 Freshman
 Van Meter, Iowa/Dowling Catholic
 Major: Division of Undergraduate Studies

2023 TRUE FRESHMAN SEASON

Has appeared in one game.



BLAISE SOKACH-MINNICK 35

Long Snapper | 6-3 | 214
 Redshirt Freshman
 West Pittston, Pa./Wyoming Area
 Major: Division of Undergraduate Studies

2023 REDSHIRT FRESHMAN SEASON

Awards: Earned Academic All-Big Ten honors.

Season: Has appeared in two games on special teams.



MASON STAHL 17

Wide Receiver | 6-0 | 197
 Redshirt Junior
 Pittsburgh, Pa./Baldwin
 Major: Agribusiness Management

2023 REDSHIRT JUNIOR SEASON

Has appeared in three games on special teams.

CARMELO TAYLOR 21



Wide Receiver | 5-11 | 169
 Freshman
 Roanoke, Va./Patrick Henry
 Major: Division of Undergraduate Studies

2023 FRESHMAN SEASON

Has appeared in two games.

RILEY THOMPSON 95



Punter | 6-1 | 209
 Sophomore
 Melbourne, Australia/Haileybury/Deakin/Florida Atlantic
 Major: Labor and Human Resources

2023 SENIOR SEASON

Awards: Postseason: Was an All-Big Ten honorable mention selection by the coaches and media. Weekly: Earned a spot on the Ray Guy Award Ray's 8 (Indiana, 10/28). Preseason: Named to the Ray Guy Award watch list.

Season: Has appeared in all 12 games as Penn State's starting punter...Punted 45 times for 2,043 yards (45.4) with a long of 56...Has landed 16 punts inside the 20 and 13 have gone for 50+ yards...Earned the coaching staff's Special Teams Player of the Week (Rutgers, 11/18).

West Virginia (9/2): Had two punts for 75 yards with a long punt of 46 yards. Delaware (9/9): Hit a 47-yard punt to the Delaware 7 in the second quarter. at Illinois (9/16): Averaged 43.8 yards per punt on six punts...Knocked two punts inside the 20...Hit a 45-yard punt to the Illinois 19 in the second quarter and a 44-yard punt to the Illinois 12 in the fourth quarter. Iowa (9/23): Averaged 37.8 yards on four punts. at Northwestern (9/30): Averaged 46.8 yards on four punts...Landed a 39-yard punt at the Northwestern 19 in the first quarter and a 50-yard punt, fair caught at the Northwestern 16 in the fourth quarter. UMass (10/14): Hit a 47-yard punt to the UMass 10. at Ohio State (10/21): Averaged 43.7 yards on nine punts, including four inside the 20 and two punts of 50+ yards. Indiana (10/28): Had four punts of 50+ yards, including boots of 51, 50, 50, and 54 yards and averaged 49.0 yards on six punts for the game...Landed two punts inside the 10, a 46-yard boot to the Indiana 8-yard line in the first quarter and a 51-yard punt to the Hoosiers' 10-yard line also in the first quarter. at Maryland (11/4): Hit a 46-yard punt to the Maryland 17 in the third quarter. Michigan (11/11): Averaged 49.0 yards per punt on five punts, tying his season-best average...Booted three punts of 50+ yards, a 50-yard punt in the second quarter, a 51-yard punt in the third quarter that was downed at the Michigan 3-yard line, and a 56-yard boot in the fourth quarter. Rutgers (11/18): Averaged 52 yards on two punts...Hit a 56-yard punt, tying his season long. at Michigan State (11/24): Punted three times and averaged 47 yards...Knocked two punts inside the 20 and had two kicks go for 50+ yards.

THOMPSON'S CAREER PUNTING STATISTICS

	Punts	Yards	Avg.	I-20	FC	50+	LG	BLK
2022*	61	2,770	45.4	26	14	15	71	-
2023	45	2,043	45.4	16	18	13	56	-
Career	106	4,813	45.4	42	32	28	71	-

THOMPSON'S CAREER HIGHS

Punt Attempts9; Twice: Last at Ohio State, 10/21/23
 Punt Yards.....420; WKU, 11/26/22*
 Punt Average.....53.8; at FIU, 11/12/22*
 Longest Punt.....71; UAB, 10/29/22*

* At Florida Atlantic (2022).

72 2023 PENN STATE FOOTBALL



DAVON TOWNLEY JR. 18

Defensive Tackle | 6-6 | 267
Redshirt Sophomore
Minneapolis, Minn./North Community
Major: Recreation, Park and Tourism Management

► 2023 ► REDSHIRT SOPHOMORE SEASON

Has appeared in three games.

TOWNLEY'S CAREER STATISTICS

	UT-AT	TT	FF	FR	I	PBU	SACK	TFL
2022	0-3	3	-	-	-	-	-	-
2023	1-0	1	-	-	-	-	-	-
Career	1-3	4	-	-	-	-	-	-

► TOWNLEY'S CAREER HIGHS

Tackles.....1; Four Times: Last vs Michigan St, 11/24/23



ZION TRACY 12

Cornerback | 5-11 | 182
Freshman
Hempstead, N.Y./St. Thomas More (Conn.)
Major: Division of Undergraduate Studies

► 2023 ► TRUE FRESHMAN SEASON

Season: Has appeared in 12 games on defense and special teams...Owns nine tackles (8 solo)...Named the coaching staff's Special Teams Player of the Week (Northwestern, 9/30).

West Virginia (9/2): Made two tackles. **Delaware (9/9):** Posted a solo tackle. **at Illinois (9/16):** Made a solo stop. **at Northwestern (9/30):** Tallied two solo tackles, including a fourth down stop on a fake punt attempt. **UMass (10/14):** Recorded three solo tackles.

TRACY'S CAREER STATISTICS

	UT-AT	TT	FF	FR	I	PBU	SACK	TFL
2023	8-1	9	-	-	-	-	-	-
Career	8-1	9	-	-	-	-	-	-

► TRACY'S CAREER HIGHS

Tackles.....3; UMass, 10/14/23



IBRAHIM TRAORE 57

Offensive Line | 6-5 | 323
Redshirt Junior
Bronx, N.Y./Frederick Douglass Academy 1
Major: Journalism

► 2023 ► REDSHIRT JUNIOR SEASON

Has appeared in one game.



JORDAN van den BERG 52

Defensive Tackle | 6-3 | 310
Redshirt Sophomore
Johannesburg, South Africa/Providence Christian/Iowa Western
Major: Telecommunications

► 2023 ► REDSHIRT SOPHOMORE SEASON

Awards: Postseason: Earned Academic All-Big Ten honors. **Preseason:** Named to the Reese's Senior Bowl watch list.

Season: Has appeared in 10 games...Owns nine tackles (5 solo), a half-tackle for loss, a fumble recovery and a quarterback hurry.

West Virginia (9/2): Made two solo stops. **at Illinois (9/16):** Assisted on a tackle. **Iowa (9/23):** Assisted on a tackle and added a quarterback hurry. **Indiana (10/28):** Made a solo tackle. **at Maryland (11/4):** Recovered a fumble in the fourth quarter. **Rutgers (11/18):** Tallied three tackles and a half-tackle for loss. **at Michigan State (11/24):** Made a solo stop.

VAN DEN BERG'S CAREER STATISTICS

	UT-AT	TT	FF	FR	I	PBU	SACK	TFL
2021	4-2	6	1	-	-	-	1.0-9	2.0-12
2022	4-5	9	1	-	-	-	1.5-6	1.5-6
2023	5-4	9	-	1	-	-	-	0.5-1
Career	13-11	24	2	1	-	-	2.5-15	4.0-19

► VAN DEN BERG'S CAREER HIGHS

Tackles.....5; vs. Arkansas, 1/1/22
Tackles for Loss1.0; Three Times: Last at Auburn, 9/17/22
Sacks.....1.0; Twice: Last at Auburn, 9/17/22
Forced Fumbles.....1; Twice: Last Maryland, 11/12/22



AMIN VANOVER 15

Defensive End | 6-4 | 266
Junior
Newark, N.J./St. Joseph's
Major: Rehabilitation and Human Services

► 2023 ► JUNIOR SEASON

Season: Has appeared in seven games...Owns six tackles (3 solo), 1.5 sacks and a forced fumble.

Iowa (9/23): Forced a fumble on a sack in the fourth quarter, which was recovered by Zuriah Fisher. **at Northwestern (9/30):** Posted two tackles and assisted on a sack with Coziah Izzard in the first quarter. **UMass (10/14):** Collected two tackles. **at Ohio State (10/21):** Had a quarterback hurry.

VANOVER'S CAREER STATISTICS

	UT-AT	TT	FF	FR	I	PBU	SACK	TFL
2020	3-0	3	-	-	-	-	-	-
2021	2-2	4	-	-	-	-	-	1.0-7
2022	9-7	16	-	-	-	3	1.0-12	4.5-19
2023	3-3	6	1	-	-	-	1.5-10	1.5-10
Career	17-12	29	1	-	-	3	2.5-22	7.0-36

► VANOVER'S CAREER HIGHS

Tackles.....3; vs. Arkansas, 1/1/22
Tackles for Loss2.0; at Rutgers, 11/19/22
Sacks.....1.0; Twice: Last Iowa, 9/23/23
Forced Fumbles.....1; Iowa, 9/23/23
Pass Breakups.....1; Three Times: Last Central Michigan, 9/24/22



CAEDAN WALLACE 73

Offensive Line | 6-5 | 328
 Redshirt Senior
 Robbinsville, N.J./The Hun School
 Major: Communication Arts and Sciences

► 2023 ► REDSHIRT SENIOR SEASON

Awards: Postseason: Earned All-Big Ten honorable mention laurels...Earned the team's Lion's Pride Outstanding Senior Player Award along with Theo Johnson. **Preseason:** Named to the Reese's Senior Bowl watch list.

Season: Has started all 12 games at right tackle...Earned the coaching staff's Offensive Player of the Week (Iowa, 9/23).

West Virginia (9/2): Helped lead the Penn State offense to 478 total yards in the victory...Helped Drew Allar set career-high marks in touchdown passes (3), passing yards (325), completions (21) and attempts (29). **Delaware (9/9):** Penn State tallied 541 total yards on offense, including 315 yards on the ground...The Nittany Lions ran 91 offensive plays and held the ball for a time of possession of 42:22...Kaytron Allen rushed for 103 yards on 19 carries and touchdown, while Nicholas Singleton scored three touchdowns on the ground. **at Illinois (9/16):** Helped the Penn State offense score 20 points off turnovers...Allen and Singleton each accounted for rushing touchdowns, while Trey Potts threw a touchdown to Tyler Warren. **Iowa (9/23):** Helped Penn State scored on drives of 17, 10 15 and 12 plays...The Nittany Lions held the ball for 13:26 of the third quarter and finished the game with 45:27 of possession...Helped PSU rush for 215 yards. **at Northwestern (9/30):** Penn State threw totaled 353 yards of offense, including 219 yards through the air...Singleton accounted for 119 yards of offense. **UMass (10/14):** Played both center and guard...The Nittany Lions rushed for 246 yards and finished with 408 yards of offense in the 63-0 win...Drew Allar accounted for four total touchdowns, including three passing. **at Maryland (11/4):** Penn State scored 51 points and gained 404 yards in the win...Allar completed 25-of-34 passes for 240 yards and four touchdowns...Allen rushed for a team-high 91 yards on 14 carries, including a touchdown. **Michigan (11/11):** Penn State averaged 4.7 yards per rush against the Wolverines, including 72 yards on 12 carries (6.0) from Allen. **Rutgers (11/18):** Rushed for 234 yards with all four touchdowns coming on runs...Beau Pribula (71 yards), Allen (69) and Singleton (71) paced an offense which averaged six yards per carry. **at Michigan State (11/24):** Helped Penn State post 10 offensive plays of 20+ yards in the game, including five passing plays and five rushing plays...The Nittany Lions had three plays of 50+ yards and four plays of 40+ yards...Allen (137) and Singleton (118) both went over 100 rushing yards.



HARRISON WALLACE III 6

Wide Receiver | 6-1 | 194
 Redshirt Sophomore
 Montgomery, Ala./Pike Road
 Major: Criminology

► 2023 ► REDSHIRT SOPHOMORE SEASON

Season: Has appeared in seven games, making three starts...Has 15 receptions for 161 yards.

West Virginia (9/2): Recorded career highs in receptions (7) and yards (72)...Had a long catch of 18 yards. **Delaware (9/9):** Made three grabs for 26 yards. **UMass (10/14):** Caught three passes for 44 yards, including a season-long 21-yard reception. **at Ohio State (10/21):** Posted two catches for 19 yards.

WALLACE'S CAREER STATISTICS

	Att.-Yds.	Avg.	TD	LG	Rec.-Yds.	Avg.	TD	LG
2022	-	-	-	-	19-273	14.4	1	48
2023	-	-	-	-	15-161	10.7	-	21
Career	-	-	-	-	34-434	12.8	1	48

► WALLACE'S CAREER HIGHS

Receptions.....7; West Virginia, 9/2/23
Receiving Yards.....72; West Virginia, 9/2/23
Receiving Touchdowns.....1; at Indiana, 11/5/22
Longest Reception.....48; Minnesota, 10/15/22



TYLER WARREN 44

Tight End | 6-6 | 257
 Junior
 Mechanicsville, Va./Atlee
 Major: Advertising and Public Relations

► 2023 ► JUNIOR SEASON

Awards: Postseason: Earned third-team All-Big Ten honors from the coaches and honorable mention from the media...Was an Academic All-Big Ten honoree...Earned Penn State's Keystone Award along with Abdur Carter, Theo Johnson and Kevin Winston Jr...Was the Bob Mitinger Memorial Award winner for being an ultimate teammate. **Preseason:** Named to the Reese's Senior Bowl watch list.

Season: Has appeared in 12 games, making 11 starts...Has 29 receptions for 295 yards and seven touchdowns...Earned the coaching staff's Offensive Player of the Week (UMass, 10/14) and Special Teams Player of the Week (Indiana, 10/28).

Rankings: Among FBS tight ends, is tied third in receiving touchdowns (7)...Is fourth in the Big Ten with the seven receiving touchdowns.

West Virginia (9/2): Made a 9-yard reception. **Delaware (9/9):** Posted a career-high six receptions to go along with a 2-yard touchdown reception in the second quarter...Finished with 37 receiving yards. **at Illinois (9/16):** Hauled in an 11-yard touchdown reception from running back Trey Potts in the third quarter...Finished with three catches for 35 yards. **Iowa (9/23):** Caught a career-high two touchdown receptions...Hauled in 2-yard and 7-yard touchdown catches in the third quarter. **at Northwestern (9/30):** Tallied two grabs for 25 yards. **UMass (10/14):** Made two catches for 14 yards, including a 7-yard touchdown reception in the second quarter. **at Ohio State (10/21):** Made an 11-yard reception. **Indiana (10/28):** Had two catches for 25 yards with a long reception of 21 yards. at Maryland (11/4): Caught four passes for 51 yards and a touchdown...Recorded an 8-yard touchdown catch in the second quarter. **Michigan (11/11):** Made two grabs for 25 yards. **Rutgers (11/18):** Caught two passes for 32 yards...Hauled in a 23-yard reception in the second quarter. **at Michigan State (11/24):** Made two grabs for 22 yards, including an 8-yard touchdown in the third quarter.

WARREN'S CAREER STATISTICS

	Att.-Yds.	Avg.	TD	LG	Rec.-Yds.	Avg.	TD	LG
2021	6-6	1.0	2	3	5-61	12.2	1	29
2022	-	-	-	-	10-123	12.3	3	38
2023	-	-	-	-	29-295	10.2	7	23
Career	6-6	1.0	2	3	44-479	10.9	11	38

► WARREN'S CAREER HIGHS

Receptions.....6; Delaware, 9/9/23
Receiving Yards.....51; at Maryland, 11/4/23
Receiving Touchdowns.....2; Iowa, 9/23/23
Longest Reception.....38; Minnesota, 10/22/22
Rushing Attempts.....2; Auburn, 9/18/21
Rushing Yards.....3; Villanova, 9/25/21
Rushing Touchdowns.....1; Twice: Last Villanova, 9/25/21
Longest Rush.....3; Villanova, 9/25/21



ELLIOT WASHINGTON II 16

Cornerback | 5-11 | 192
 Freshman
 Venice, Fla./Venice
 Major: Division of Undergraduate Studies

► 2023 ► TRUE FRESHMAN SEASON

Season: Has appeared in nine games on defense and special teams...Owns seven tackles (4 solo).

West Virginia (9/2): Made a special teams tackle. **Delaware (9/9):** Posted two tackles. **at Illinois (9/16):** Assisted on two tackles. **at Northwestern (9/30):** Posted a solo tackle. **UMass (10/14):** Recorded one solo tackle.

74 2023 PENN STATE FOOTBALL

WASHINGTON'S CAREER STATISTICS

	UT-AT	TT	FF	FR	I	PBU	SACK	TFL
2023	4-3	7	-	-	-	-	-	-
Career	4-3	7	-	-	-	-	-	-

WASHINGTON'S CAREER HIGHS

Tackles.....2; Twice: Last at Illinois, 9/16/23



ZAKEE WHEATLEY 6

Safety | 6-2 | 198
Redshirt Sophomore
Crofton, Md./Archbishop Spalding
Major: Division of Undergraduate Studies

2023 REDSHIRT SOPHOMORE SEASON

Season: Has appeared in all 12 games...Owns 20 tackles (12 solo) and a half-tackle for loss.

West Virginia (9/2): Posted four solo tackles. **at Illinois (9/16):** Led the team with a career-high six tackles. **Iowa (9/23):** Made two solo tackles. **at Northwestern (9/30):** Tallied a solo stop. **UMass (10/14):** Collected two tackles (1 solo). **at Ohio State (10/21):** Made three tackles and assisted on a tackle for loss. **at Maryland (11/4):** Assisted on a tackle. **Michigan (11/11):** Made a solo tackle.

WHEATLEY'S CAREER STATISTICS

	UT-AT	TT	FF	FR	I	PBU	SACK	TFL
2021	1-1	2	-	-	-	-	-	-
2022	21-6	27	1	-	2	1	-	-
2023	12-8	20	-	-	-	-	-	0.5-1
Career	34-15	49	1	-	2	1	-	0.5-1

WHEATLEY'S CAREER HIGHS

Tackles.....6; at Illinois, 9/16/23
Tackles for Loss.....0.5; at Ohio State, 10/21/23
Forced Fumbles.....1; at Purdue, 9/1/22
Interceptions.....1; Twice: Last Central Michigan, 9/24/22
Pass Breakups.....1; Ohio State, 10/29/22



J'VEN WILLIAMS 70

Offensive Line | 6-5 | 313
Freshman
Reading, Pa./Wyomissing
Major: Division of Undergraduate Studies

2023 TRUE FRESHMAN SEASON

Has appeared in three games.



JAKE WILSON 94

Defensive End | 6-3 | 247
Redshirt Junior
Nazareth, Pa./Nazareth Area
Major: Electrical Engineering

2023 REDSHIRT JUNIOR SEASON

Season: Has appeared in all 12 games, primarily on special teams, making two tackles.

Delaware (9/9): Assisted on a tackle. **UMass (10/4):** Made one tackle.

WILSON'S CAREER STATISTICS

	UT-AT	TT	FF	FR	I	PBU	SACK	TFL
2022	0-1	1	-	-	-	-	-	-
2023	0-2	2	-	-	-	-	-	-
Career	0-3	3	-	-	-	-	-	-

WILSON'S CAREER HIGHS

Tackles.....1; Three Times: Last UMass, 10/14/23



KEVIN WINSTON JR. 21

Safety | 6-2 | 203
Sophomore
Columbia, Md./DeMatha Catholic
Major: Division of Undergraduate Studies

2023 SOPHOMORE SEASON

Awards: Earned All-Big Ten honorable mention laurels from the coaches and media.

Season: Has started all 12 games at safety...Has 51 tackles (30 solo), 2.5 tackles for loss, two fumble recoveries, an interception and four pass breakups.

West Virginia (9/2): Made three tackles (2 solo) in first career start. **Delaware (9/9):** Recovered a fumble in the third quarter, the first of his career...Assisted on a tackle. **at Illinois (9/16):** Made three tackles (2 solo) to go along with a pass breakup. **Iowa (9/23):** Posted a solo stop and broke up a pass. **at Northwestern (9/30):** Posted a career-high five tackles (4 solo). **UMass (10/14):** Assisted on one tackle. **at Ohio State (10/21):** Posted a career-high seven tackles (4 solo). **Indiana (10/28):** Recovered a muffed punt in the first quarter...Finished the game with three tackles (2 solo). **at Maryland (11/4):** Made five tackles (4 solo) and a tackle for loss. **Michigan (11/11):** Made a career-high 12 tackles (5 solo) to go along with 0.5 tackles for loss. **Rutgers (11/18):** Registered six tackles (4 solo) and an interception...The interception was the first of his career. **at Michigan State (11/24):** Posted a career-best two pass breakups...Added a solo tackle for loss and finished with four tackles (2 solo).

WINSTON'S CAREER STATISTICS

	UT-AT	TT	FF	FR	I	PBU	SACK	TFL
2022	11-5	16	-	-	-	-	-	1.0-3
2023	30-21	51	-	2	1	4	-	2.5-5
Career	41-26	67	-	2	1	4	-	3.5-8

WINSTON'S CAREER HIGHS

Tackles.....12; Michigan, 11/11/23
Tackles for Loss.....1.0; Three Times: Last vs Michigan St, 11/24/23
Fumble Recoveries.....1; Twice: Last Indiana, 10/28/23
Interceptions.....1; Rutgers, 11/18/23
Pass Breakups.....2; at Michigan State, 11/24/23





SAL WORMLEY 77

Offensive Line | 6-3 | 324
 Redshirt Senior
 Newark, N.J./Smyrna (Del.)
 Major: Journalism

► **2023 ► REDSHIRT SENIOR SEASON**

Awards: Earned All-Big Ten honorable mention laurels from the coaches and media.

Season: Has started all 12 games at right guard...Earned the coaching staff's Offensive Player of the Week (Iowa, 9/23).

West Virginia (9/2): Helped lead the Penn State offense to 478 total yards in the victory...Helped Drew Allar set career-high marks in touchdown passes (3), passing yards (325), completions (21) and attempts (29). **Delaware (9/9):** Penn State tallied 541 total yards on offense, including 315 yards on the ground...The Nittany Lions ran 91 offensive plays and held the ball for a time of possession of 42:22...Kaytron Allen rushed for 103 yards on 19 carries and touchdown, while Nicholas Singleton scored three touchdowns on the ground. **at Illinois (9/16):** Helped the Penn State offense score 20 points off turnovers...Allen and Singleton each accounted for rushing touchdowns, while Trey Potts threw a touchdown to Tyler Warren. **Iowa (9/23):** Helped Penn State scored on drives of 17, 10 15 and 12 plays...The Nittany Lions held the ball for 13:26 of the third quarter and finished the game with 45:27 of possession...Helped PSU rush for 215 yards. **at Northwestern (9/30):** Penn State threw totaled 353 yards of offense, including 219 yards through the air...Singleton accounted for 119 yards of offense. **UMass (10/14):** Played both center and guard...The Nittany Lions rushed for 246 yards and finished with 408 yards of offense in the 63-0 win...Drew Allar accounted for four total touchdowns, including three passing. **Indiana (10/28):** Penn State posted 342 yards of offense in the win and Allar tossed three touchdowns, including the 57-yard game-winner to KeAndre Lambert-Smith with 1:46 remaining in regulation. **at Maryland (11/4):** Penn State scored 51 points and gained 404 yards in the win...Allar completed 25-of-34 passes for 240 yards and four touchdowns...Allen rushed for a team-high 91 yards on 14 carries, including a touchdown. **Michigan (11/11):** Penn State averaged 4.7 yards per rush against the Wolverines, including 72 yards on 12 carries (6.0) from Allen. **Rutgers (11/18):** Rushed for 234 yards with all four touchdowns coming on runs...Beau Pribula (71 yards), Allen (69) and Singleton (71) paced an offense which averaged six yards per carry. **at Michigan State (11/24):** Helped Penn State post 10 offensive plays of 20+ yards in the game, including five passing plays and five rushing plays...The Nittany Lions had three plays of 50+ yards and four plays of 40+ yards...Allen (137) and Singleton (118) both went over 100 rushing yards.



KEON WYLIE 32

Linebacker | 6-2 | 218
 Redshirt Freshman
 Philadelphia, Pa./Imhotep Charter
 Major: Division of Undergraduate Studies

► **2023 ► REDSHIRT FRESHMAN SEASON**

Season: Has appeared in all 12 games on defense and special teams...Owns 14 tackles (10 solo), four tackles for loss and three sacks.

West Virginia (9/2): Assisted on a tackle. **at Illinois (9/16):** Made a career-high four tackles (2 solo). **at Northwestern (9/30):** Recorded his first career solo sack in the fourth quarter...Tallied two solo tackles. **UMass (10/14):** Secured three tackles (2 solo). **at Maryland (11/4):** Posted a career-high two tackles for loss and a sack. **at Michigan State (11/24):** Recorded a solo sack...Finished with two solo tackles.

WYLIE'S CAREER STATISTICS

	UT-AT	TT	FF	FR	I	PBU	SACK	TFL
2022	1-1	2	-	-	-	-	0.5-2	0.5-2
2023	10-4	14	-	-	-	-	3.0-27	4.0-30
Career	11-5	16	-	-	-	-	3.5-29	4.5-32

► **WYLIE'S CAREER HIGHS**

Tackles..... 4; at Illinois, 9/16/23
Tackles for Loss 2.0; at Maryland, 11/4/23
Sacks..... 1.0; Three Times; Last vs Michigan St, 11/24/23

Team Results

Date	Opponent		Score	Att.
09/02/2023	West Virginia	W	38-15	110747
09/09/2023	Delaware	W	63-7	108575
* 09/16/2023	at Illinois	W	30-13	49099
* 09/23/2023	Iowa	W	31-0	110830
* 09/30/2023	at Northwestern	W	41-13	25064
10/14/2023	Massachusetts	W	63-0	105533
* 10/21/2023	at Ohio St.	L	12-20	105506
* 10/28/2023	Indiana	W	33-24	107209
* 11/04/2023	at Maryland	W	51-15	51802
* 11/11/2023	Michigan	L	15-24	110856
* 11/18/2023	Rutgers	W	27-6	105114
* 11/24/2023	vs Michigan St.	W	42-0	51927

Rushing

Player	gp	att	gain	loss	net	avg	td	lg	avg/g
Kaytron Allen	12	162	867	16	851	5.3	6	50	70.9
Nicholas Singleton	12	163	725	23	702	4.3	8	24	58.5
Beau Pribula	10	53	334	21	313	5.9	6	39	31.3
Drew Allar	12	69	279	109	170	2.5	4	21	14.2
Trey Potts	12	23	151	6	145	6.3	2	28	12.1
Tank Smith	3	9	71	0	71	7.9	0	39	23.7
Tyler Holzworth	1	3	4	0	4	1.3	0	2	4.0
Team	12	3	0	16	-16	-5.3	0	0	-1.3
Total	12	487	2433	193	2240	4.6	26	50	186.7
Opponents	12	387	1336	500	836	2.2	9	66	69.7

Passing

Player	gp	effic	comp-att-int	pct	yds	td	lg	avg/g
Drew Allar	12	138.3	214-350-1	61.1	2336	23	72	194.7
Beau Pribula	10	141.9	10-20-0	50.0	101	3	30	10.1
Trey Potts	12	522.4	1-1-0	100.0	11	1	11	0.9
KeAndre Lambert-Smith	12	0.0	0-1-0	0.0	0	0	0	0.0
Kaytron Allen	12	133.6	1-1-0	100.0	4	0	4	0.3
Total	12	139.2	226-373-1	60.6	2452	27	72	204.3
Opponents	12	109.3	173-299-12	57.9	1843	7	90	153.6

Receiving

Player	gp	no.	yds	avg	td	lg	avg/g
KeAndre Lambert-Smith	12	53	673	12.7	4	72	56.1
Theo Johnson	12	32	325	10.2	6	34	27.1
Tyler Warren	12	29	295	10.2	7	23	24.6
Dante Cephas	12	22	246	11.2	2	26	20.5
Nicholas Singleton	12	22	222	10.1	1	53	18.5
Harrison Wallace III	7	15	161	10.7	0	21	23.0
Kaytron Allen	12	14	81	5.8	1	15	6.8
Liam Clifford	12	10	105	10.5	0	33	8.8
Malik McClain	12	6	71	11.8	1	25	5.9
Kaden Saunders	11	6	56	9.3	1	17	5.1
Trey Potts	12	4	57	14.3	1	30	4.8
Khalil Dinkins	11	4	45	11.3	2	16	4.1
Omari Evans	10	4	94	23.5	1	60	9.4
Malick Meiga	9	3	9	3.0	0	7	1.0
Cristian Driver	5	1	8	8.0	0	8	1.6
Drew Allar	12	1	4	4.0	0	4	0.3
Total	12	226	2452	10.8	27	72	204.3
Opponents	12	173	1843	10.7	7	90	153.6

Game Records

Record	Overall	Home	Away	Neutral
ALL GAMES	10-2	6-1	3-1	1-0
CONFERENCE	7-2	3-1	3-1	1-0
NON-CONFERENCE	3-0	3-0	0-0	0-0

Team Statistics

	PSU	OPP
First Downs	271	151
Rushing	128	55
Passing	121	79
Penalty	22	17
Rushing Yardage	2240	836
Rushing attempts	487	387
Average per rush	4.6	2.2
Average per game	186.7	69.7
TDs Rushing	26	9
Passing Yardage	2452	1843
Comp-Att-Int	226-373-1	173-299-12
Average per pass	6.6	6.2
Average per catch	10.8	10.7
Average per game	204.3	153.6
TDs Passing	27	7
Total offense	4692	2679
Average per play	5.5	3.9
Average per game	391.0	223.3
Kick returns: #-Yards	15-361	15-266
Punt returns: #-Yards	31-334	18-85
Int returns: #-Yards	12-177	1-7
Fumbles-Lost	12-5	19-12
Penalties-Yards	59-513	66-524
Punts-Avg	46-45.1	73-44.8
Time of possession / game	33:02	26:58
3rd-down conversion	69/169	47/161
4rd-down conversion	19/24	8/17
PAT-attempts	(52-52) 100%	(13-13) 100%
2-point conversion-attempts	(1-4) 25%	(2-3) 67%

Interceptions

Player	no.	yds	avg	td	lg
Daequan Hardy	2	34	17.0	0	34
Jaylen Reed	2	17	8.5	0	17
Dominic DeLuca	2	61	30.5	1	35
Johnny Dixon	1	21	21.0	0	21
Keaton Ellis	1	6	6.0	0	6
Cam Miller	1	0	0.0	0	0
Abdul Carter	1	18	18.0	0	18
Kevin Winston	1	0	0.0	0	0
Tony Rojas	1	20	20.0	0	20
Total	12	177	14.8	1	35
Opponents	1	7	7.0	0	7

2023 RESULTS & STATISTICS

Field Goals

Player	fg	pct.	01-19	20-29	30-39	40-49	50-99	lg	blk
Alex Felkins	18-22	81.8	0-0	6-6	4-4	7-9	1-3	50	1
Sander Sahaydak	0-2	0.0	0-0	0-0	0-2	0-0	0-0	0	0
Opponents	8-12	66.7	0-0	3-3	5-6	0-3	0-0	37	0

Scoring

Player	td	fg	PAT						pts
			kick	rush	rcv	pass	dxp	saf	
Alex Felkins	-	18-22	45-45	-	-	-	-	-	99
Nicholas Singleton	9	-	-	-	-	-	-	-	54
Tyler Warren	7	-	-	-	-	-	-	-	42
Kaytron Allen	7	-	-	-	-	-	-	-	42
Theo Johnson	6	-	-	-	-	-	-	-	36
Beau Pribula	6	-	-	-	-	-	-	-	36
KeAndre Lambert-Smith	4	-	-	-	1	-	-	-	26
Drew Allar	4	-	-	-	-	1	-	-	24
Trey Potts	3	-	-	-	-	-	-	-	18
Dante Cephas	2	-	-	-	-	-	-	-	12
Daequan Hardy	2	-	-	-	-	-	-	-	12
Khalil Dinkins	2	-	-	-	-	-	-	-	12
Sander Sahaydak	-	0-2	7-7	-	-	-	-	-	7
Dominic DeLuca	1	-	-	-	-	-	-	-	6
Malik McClain	1	-	-	-	-	-	-	-	6
Kaden Saunders	1	-	-	-	-	-	-	-	6
Omari Evans	1	-	-	-	-	-	-	-	6
Total	56	18-24	52-52	0	1	1	0	1	446
Opponents	16	8-12	13-13	1	1	1	0	0	137

Score by Periods

Team	1st	2nd	3rd	4th	OT	TOT
Penn St.	70	119	115	142	0	446
Opponents	23	59	3	52	0	137

FG Sequence

Team Name	Penn St.	Opponents
Iowa	(46),,43	
Ohio St.	(40),(41)	(33),(37),45
Indiana	51,(50)	37,(35)
Illinois	(20),(45),52,(28)	47
Rutgers	(21),(48)	(35),(28)
Northwestern	(20),(47)	(33),(28)
Maryland	(30),(35),(39)	
West Virginia	38,34,(25)	
Michigan	(20)	(22)
Michigan St.	(49),40,(30)	
Delaware		46

Numbers in parentheses indicate field goal was made

Kickoffs

Player	no.	yds	avg	tb	ob	retn	net	ydln
Gabe Nwosu	72	4580	63.6	47	2			
Alex Felkins	9	585	65.0	7	0			
Sander Sahaydak	1	53	53.0	0	0			
Total	82	5218	63.6	54	2	15	40	25
Opponents	34	2090	61.5	16	0	15	38.3	26

Punting

Player	no.	yds	avg	lg	tb	fc	i20	50+	blk
Riley Thompson	45	2043	45.4	56	2	20	16	13	0
Team	1	30	30.0	0	0	0	0	0	1
Total	46	2073	45.1	56	2	20	16	13	1
Opponents	73	3267	44.8	72	2	21	17	24	1

Punt Returns

Player	no.	yds	avg	td	lg
Daequan Hardy	17	248	14.6	2	68
Kaden Saunders	14	86	6.1	0	37
Total	31	334	10.8	2	68
Opponents	18	85	4.7	0	15

Kick Returns

Player	no.	yds	avg	td	lg
Nicholas Singleton	12	302	25.2	0	51
Trey Potts	1	29	29.0	0	29
Daequan Hardy	1	19	19.0	0	19
Tyler Warren	1	11	11.0	0	11
Total	15	361	24.1	0	51
Opponents	15	266	17.7	0	36

All Purpose

Player	g	rush	rcv	pr	kr	ir	total	avg/g
Nicholas Singleton	12	702	222	0	302	0	1226	102.2
Kaytron Allen	12	851	81	0	0	0	932	77.7
KeAndre Lambert-Smith	12	0	673	0	0	0	673	56.1
Theo Johnson	12	0	325	0	0	0	325	27.1
Beau Pribula	10	313	0	0	0	0	313	31.3
Tyler Warren	12	0	295	0	11	0	306	25.5
Daequan Hardy	10	0	0	248	19	34	301	30.1
Dante Cephas	12	0	246	0	0	0	246	20.5
Trey Potts	12	145	57	0	29	0	231	19.3
Drew Allar	12	170	4	0	0	0	174	14.5
Harrison Wallace III	7	0	161	0	0	0	161	23.0
Kaden Saunders	11	0	56	86	0	0	142	12.9
Liam Clifford	12	0	105	0	0	0	105	8.8
Omari Evans	10	0	94	0	0	0	94	9.4
Tank Smith	3	71	0	0	0	0	71	23.7
Malik McClain	12	0	71	0	0	0	71	5.9
Dominic DeLuca	12	0	0	0	0	61	61	5.1
Khalil Dinkins	11	0	45	0	0	0	45	4.1
Johnny Dixon	12	0	0	0	0	21	21	1.8
Tony Rojas	12	0	0	0	0	20	20	1.7
Abdul Carter	12	0	0	0	0	18	18	1.5
Jaylen Reed	12	0	0	0	0	17	17	1.4
Malick Meiga	9	0	9	0	0	0	9	1.0
Cristian Driver	5	0	8	0	0	0	8	1.6
Keaton Ellis	12	0	0	0	0	6	6	0.5
Tyler Holzworth	1	4	0	0	0	0	4	4.0
Total	12	2240	2452	334	361	177	5564	463.7
Opponents	12	836	1843	85	266	7	3037	253.1

Total Offense

Player	g	plays	rush	pass	total	avg/g
Drew Allar	12	419	170	2336	2506	208.8
Kaytron Allen	12	163	851	4	855	71.3
Nicholas Singleton	12	163	702	0	702	58.5
Beau Pribula	10	73	313	101	414	41.4
Trey Potts	12	24	145	11	156	13.0
Tank Smith	3	9	71	0	71	23.7
Tyler Holzworth	1	3	4	0	4	4.0
Total	12	860	2240	2452	4692	391.0
Opponents	12	686	836	1843	2679	223.3

78 2023 PENN STATE FOOTBALL

2023 RESULTS & STATISTICS

Team Defense

##	Player	gp	Tackles				tfl/yds	Sacks no-yds	Pass defense			Fumbles		blkd	
			ua	a	tot				int-yds	brup	qbh	fr-yds	ff	kick	saf
41	Kobe King	12	34	20	54	5-12	1.5-5	.	.	1	1-0	.	.	.	
21	Kevin Winston	12	30	21	51	2.5-5	.	1-0	4	.	2-1	.	.	.	
23	Curtis Jacobs	12	30	17	47	8-22	2.5-13	.	.	5	2-0	.	.	.	
11	Abdul Carter	12	24	21	45	5.5-46	4.5-43	1-18	4	5	.	1	.	.	
1	Jaylen Reed	12	30	14	44	3-13	1-7	2-17	1	
20	Adisa Isaac	12	22	13	35	15-74	7.5-58	.	.	4	1-0	1	.	.	
4	Kalen King	12	20	9	29	1.5-2	.	.	2	
3	Johnny Dixon	12	20	6	26	5.5-31	4.5-28	1-21	3	.	.	1	.	.	
0	Dominic DeLuca	12	15	10	25	3.5-10	1-5	2-61	3	.	.	2	1	.	
33	Dani Dennis-Sutton	12	15	8	23	6-33	3.5-29	.	1	2	1-0	2	.	.	
91	Dvon Ellies	12	11	11	22	5-14	.	.	.	1	
6	Zakee Wheatley	12	12	8	20	0.5-0	
43	Tyler Elsdon	12	14	5	19	1-3	.	.	2	1	1-0	.	.	.	
5	Cam Miller	12	15	4	19	4-23	3-22	1-0	
99	Coziah Izzard	10	7	9	16	3.5-12	3-11	1	.	.	
13	Tony Rojas	12	6	10	16	3-5	.	1-20	.	.	.	1	.	.	
28	Zane Durant	12	11	5	16	5.5-28	2-17	.	.	1	1-14	.	.	.	
25	Daequan Hardy	10	9	6	15	3-12	1-9	2-34	7	
36	Zuriah Fisher	12	9	6	15	2.5-17	2.5-17	.	.	1	1-0	.	.	.	
44	Demeioun Robinson	10	12	3	15	7.5-34	4-26	.	1	5	1-0	2	.	.	
2	Keaton Ellis	12	12	2	14	.	.	1-6	.	.	.	1	.	.	
32	Keon Wylie	12	10	4	14	4-30	3-27	.	.	1	
12	Zion Tracy	11	8	1	9	
51	Hakeem Beamon	12	6	3	9	1-8	1-8	.	.	2	
52	Jordan van den Berg	10	5	4	9	0.5-1	.	.	.	1	1-0	.	.	.	
16	Elliot Washington II	8	4	3	7	
15	Amin Vanover	7	3	3	6	1.5-10	1.5-10	.	.	1	.	1	.	.	
19	Jameial Lyons	7	1	4	5	1.5-4	1-4	.	.	1	
48	Tyler Duzansky	12	3	1	4	
58	Kaleb Artis	12	.	3	3	0.5-1	.	.	.	1	
29	Audavion Collins	2	3	.	3	1-1	.	.	.	1	
9	King Mack	11	2	1	3	1	
11	Malik McClain	12	1	1	2	
24	Ta'Mere Robinson	3	2	.	2	
80	Cristian Driver	5	2	.	2	
10	Mehki Flowers	4	.	2	2	
94	Jake Wilson	12	.	2	2	
14	Tyrece Mills	2	.	2	2	
31	Kolin Dinkins	11	1	.	1	
18	Davon Townley	3	1	.	1	
48	Kaveion Keys	2	1	.	1	
84	Theo Johnson	12	1	.	1	
Totals		12	412	242	654	101-451	48-339	12-177	28	35	13-15	13	1	1	
Opponents		12	480	394	874	46-188	15-122	1-7	30	32	5-0	8	2	0	

SCORING SUMMARY

Plays	Yds	Time	Result	Qtr.	Scoring Play
WEST VIRGINIA (6)					
4	94	1:56	TD	1	Lambert-Smith 72 yd pass from Allar (Sahaydak kick)
10	81	4:59	TD	2	Singleton 2 yd run (Sahaydak kick)
7	56	3:26	TD	3	Lambert-Smith 12 yd pass from Allar (Felkins kick)
9	65	2:57	FG	4	Felkins 25 yd kick
5	42	2:54	TD	4	McClain 25 yd pass from Allar (Felkins kick)
9	46	3:24	TD	4	Pribula 5 yd run (Felkins kick)
DELAWARE (9)					
13	60	5:50	TD	1	Singleton 2 yd run (Felkins kick)
9	37	5:10	TD	1	Allan 4 yd run (Felkins kick)
9	75	4:15	TD	2	Singleton 5 yd run (Felkins kick)
9	73	4:13	TD	2	Singleton 5 yd run (Felkins kick)
6	49	0:52	TD	2	Warren 2 yd pass from Allar (Felkins kick)
10	74	5:06	TD	3	Allar 1 yd run (Sahaydak kick)
5	31	2:25	TD	3	Pribula 6 yd run (Felkins kick)
-	26	-	TD	3	DeLuca 26 yd interception return (Felkins kick)
8	71	4:14	TD	4	Evans 4 yd pass from Pribula (Felkins kick)
ILLINOIS (6)					
9	40	4:10	FG	1	Felkins 20 yd kick
4	-6	1:19	FG	1	Felkins 45 yd kick
12	57	5:13	TD	1	Allen 4 yd run (Felkins kick)
6	48	0:42	FG	2	Felkins 28 yd kick
7	70	2:14	TD	3	Warren 11 yd pass from Potts (Felkins kick)
3	30	1:11	TD	4	Singleton 16 yd run (Felkins kick)
IOWA (5)					
17	53	7:28	FG	1	Felkins 46 yd kick
10	39	4:54	TD	2	Dinkins 9 yd pass from Allar (Felkins kick)
15	75	6:40	TD	3	Warren 2 yd pass from Allar (Felkins kick)
12	71	5:50	TD	3	Warren 7 yd pass from Allar (Felkins kick)
8	19	3:37	TD	4	Lambert-Smith 3 yd pass from Allar (Felkins kick)
NORTHWESTERN (7)					
11	53	5:11	FG	1	Felkins 20 yd kick
6	63	2:15	TD	2	Potts 13 yd run (Felkins kick)
12	68	5:31	TD	3	Allar 1 yd run (Felkins kick)
4	2	1:14	FG	3	Felkins 47 yd kick
7	34	3:39	TD	3	Singleton 2 yd pass from Allar (Felkins kick)
12	40	5:03	TD	4	Singleton 1 yd run (Felkins kick)
1	30	0:06	TD	4	Potts 30 yd pass from Pribula (Felkins kick)
UMASS (9)					
-	56	-	TD	1	Hardy 56 yd punt return (Felkins kick)
8	71	3:54	TD	2	Allar 1 yd run (Felkins kick)
7	80	3:30	TD	2	Allen 9 yd run (Felkins kick)
7	35	2:37	TD	2	Warren 7 yd pass from Allar (Felkins kick)
5	51	2:25	TD	3	Johnson 30 yd pass from Allar (Felkins kick)
8	54	2:53	TD	3	Johnson 18 yd pass from Allar (Felkins kick)
-	68	-	TD	3	Hardy 68 yd punt return (Sahaydak kick)
4	49	1:23	TD	4	Potts 2 yd run (Sahaydak kick)
5	80	2:17	TD	4	Pribula 31 yd run (Sahaydak kick)

Plays	Yds	Time	Result	Qtr.	Scoring Play
OHIO STATE (3)					
6	39	2:36	FG	1	Felkins 40 yd kick
7	51	3:15	FG	2	Felkins 41 yd kick
12	73	2:12	TD	4	Saunders 8 yd pass from Allar (pass failed)
INDIANA (6)					
7	32	4:21	TD	1	Dinkins 9 yd pass from Allar (Felkins kick)
9	59	4:51	TD	2	Singleton 2 yd run (Felkins kick)
7	11	1:01	FG	2	Felkins 50 yd kick
12	75	6:21	TD	3	Johnson 16 yd pass from Allar (Felkins kick)
3	78	1:10	TD	4	Lambert-Smith 57 yd pass from Allar (Felkins kick)
-	-	-	SAF	4	Dennis-Sutton forced fumble, ball rolled through end zone
MARYLAND (9)					
8	44	3:45	TD	1	Cephas 6 yd pass from Allar (Felkins kick)
8	79	3:58	TD	1	Johnson 2 yd pass from Allar (Felkins kick)
12	75	5:25	TD	2	Warren 8 yd pass from Allar (Felkins kick)
11	70	5:30	FG	3	Felkins 30 yd kick
13	88	6:15	TD	4	Cephas 15 yd pass from Allar (Felkins kick)
5	26	2:03	TD	4	Allen 10 yd run (Felkins kick)
4	2	1:26	FG	4	Felkins 35 yd kick
8	4	4:41	FG	4	Felkins 39 yd kick
3	12	0:47	TD	4	Pribula 6 yd run (Felkins kick)
MICHIGAN (3)					
13	66	6:24	FG	1	Felkins 20 yd kick
10	75	5:38	TD	2	Allar 11 yd run (pass failed)
8	75	2:16	TD	4	Johnson 8 yd pass from Allar (pass failed)
RUTGERS (5)					
15	75	8:00	TD	1	Allen 2 yd run (Felkins kick)
5	28	2:05	FG	2	Felkins 21 yd kick
4	9	2:15	FG	3	Felkins 48 yd kick
5	42	2:04	TD	3	Allen 3 yd run (Felkins kick)
8	73	4:51	TD	4	Pribula 0 yd run (Felkins kick)
MICHIGAN STATE (7)					
10	43	5:10	FG	1	Felkins 49 yd kick
8	71	4:24	FG	2	Felkins 30 yd kick
10	64	5:25	TD	2	Allen 2 yd pass from Allar (Felkins kick)
7	51	3:17	TD	3	Warren 8 yd pass from Pribula (Pass - Allar to Lambert-Smith)
6	74	3:01	TD	3	Pribula 2 yd run (Felkins kick)
3	28	1:43	TD	4	Johnson 21 yd pass from Allar (Felkins kick)
4	58	2:11	TD	4	Singleton 14 yd run (Sahaydak kick)

RED ZONE RECAP

PENN STATE				
Opponent	Scores/Chances	Result	Pct.	
West Virginia	4/5	3 TD, 1 FG, 1 missed FG	80%	
Delaware	8/8	8 TD	100%	
at Illinois	5/5	3 TD, 2 FG	100%	
Iowa	4/5	4 TD, 1 missed FG	80%	
at Northwestern	5/5	4 TD, 1 FG	100%	
UMass	5/5	5 TD	100%	
at Ohio State	1/1	1 TD	100%	
Indiana	4/4	3 TD, 1 FG	100%	
at Maryland	9/9	6 TD, 3 FG	100%	
Michigan	3/3	2 TD, 1 FG	100%	
Rutgers	4/5	3 TD, 1 FG, 1 TO on DOWNS	80%	
at Michigan State	6/6	5 TD, 1 FG	100%	
TOTAL	58/61	47 TD, 11 FG, 2 missed FG, 1 TO on DOWNS	95%	

OPPONENT				
Opponent	Scores/Chances	Result	Pct.	
West Virginia	2/2	2 TD	100%	
Delaware	0/0	-	-	
at Illinois	2/2	2 TD	100%	
Iowa	0/0	-	-	
at Northwestern	3/3	1 TD, 2 FG	100%	
UMass	0/0	-	-	
at Ohio State	4/5	2 TD, 2 FG, 1 TO on DOWNS	80%	
Indiana	1/2	1 FG, 1 missed FG	50%	
at Maryland	2/2	2 TD	100%	
Michigan	2/2	1 TD, 1 FG	100%	
Rutgers	2/2	2 FG	100%	
at Michigan State	0/0	-	-	
TOTAL	18/20	10 TD, 8 FG, 1 missed FG, 1 TO on DOWNS	90%	

80 2023 PENN STATE FOOTBALL

PENN STATE GAME-BY-GAME

Date	Opponent	Rushing				Receiving				Passing				Kick Returns				Punt Returns				tot off
		no.	yds	td	lg	no.	yds	td	lg	cmp-att-int	yds	td	lg	no.	yds	td	lg	no.	yds	td	lg	
09/02/2023	West Virginia	35	146	2	14	22	332	3	72	22-30-0	332	3	72	1	19	0	19	1	-2	0	0	478
09/09/2023	Delaware	60	315	6	20	25	226	2	26	25-31-0	226	2	26	1	26	0	26	5	30	0	9	541
09/16/2023	at Illinois	40	164	2	21	17	219	1	33	17-37-0	219	1	33	3	54	0	31	2	16	0	19	383
09/23/2023	Iowa	57	215	0	19	26	182	4	16	26-40-0	182	4	16	0	0	0	0	3	-3	0	5	397
09/30/2023	at Northwestern	39	134	3	16	19	219	2	35	19-34-0	219	2	35	2	26	0	19	1	2	0	2	353
10/14/2023	Massachusetts	37	246	4	39	16	162	3	30	16-23-0	162	3	30	1	24	0	24	5	172	2	68	408
10/21/2023	at Ohio St.	26	49	0	20	18	191	1	34	18-42-0	191	1	34	2	59	0	30	1	15	0	15	240
10/28/2023	Indiana	43	132	1	12	20	210	3	57	20-31-1	210	3	57	2	61	0	50	3	19	0	10	342
11/04/2023	at Maryland	37	158	2	21	26	246	4	38	26-39-0	246	4	38	2	68	0	51	1	3	0	3	404
11/11/2023	Michigan	35	164	1	34	11	74	1	19	11-24-0	74	1	19	0	0	0	0	2	5	0	5	238
11/18/2023	Rutgers	39	234	3	39	7	88	0	25	7-14-0	88	0	25	1	24	0	24	0	0	0	0	322
11/24/2023	vs Michigan St.	39	283	2	50	19	303	3	60	19-28-0	303	3	60	0	0	0	0	7	77	0	38	586
Penn St.		487	2240	26	50	226	2452	27	72	226-373-1	2452	27	72	15	361	0	51	31	334	2	68	4692
Opponents		387	836	9	66	173	1843	7	90	173-299-12	1843	7	90	15	266	0	36	18	85	0	15	2679

Penn St. Averages

Games	Avg/ rush	Avg/ catch	Pass effc	KR avg	PR avg	All purpose avg/game	Total offense avg/game
12	4.6	10.8	139.2	24.1	10.8	463.7	391.0

Date	Opponent	Tackles			Sacks	Fumble	Pass Defense			blkd	PAT attempts			off						
		ua	a	total			tfl-yds	no-yds	ff		fr-yds	int-yds	qbh	brup	kick	kick	rush	rcv	saf	t/o
09/02/2023	West Virginia	45	20	65	6.0-22	3-17	0	0-0	0-0	3	2	0	5-5	0	0	0	0	0	0	38
09/09/2023	Delaware	21	10	31	7.0-29	4-24	1	1-1	1-26	7	1	0	9-9	0	0	0	14	63		
09/16/2023	at Illinois	39	28	67	7.0-23	3-14	1	1-0	4-39	2	4	0	3-3	0	0	0	20	30		
09/23/2023	Iowa	16	8	24	5.0-24	3-22	4	4-0	0-0	6	4	0	4-4	0	0	0	10	31		
09/30/2023	at Northwestern	44	8	52	12.0-59	7-47	0	0-0	1-34	6	3	0	5-5	0	0	0	7	41		
10/14/2023	Massachusetts	34	30	64	14.0-55	7-40	0	0-0	1-6	1	3	1	9-9	0	0	0	7	63		
10/21/2023	at Ohio St.	45	32	77	9.0-25	2-10	0	2-0	0-0	1	5	0	0-0	0	0	0	0	12		
10/28/2023	Indiana	36	16	52	4.0-26	3-21	2	1-0	1-17	1	1	0	4-4	0	0	1	10	33		
11/04/2023	at Maryland	32	18	50	11.0-62	5-46	2	2-14	2-55	0	2	0	6-6	0	0	0	10	51		
11/11/2023	Michigan	38	26	64	7.0-20	1-10	1	0-0	0-0	1	1	0	0-0	0	0	0	0	15		
11/18/2023	Rutgers	37	24	61	7.0-30	3-24	2	2-0	1-0	4	0	0	3-3	0	0	0	17	27		
11/24/2023	vs Michigan St.	25	22	47	12.0-76	7-64	0	0-0	1-0	3	2	0	4-4	0	1	0	0	42		
Penn St.		412	242	654	101.0-451	48-339	13	13-15	12-177	35	28	1	52-52	0	1	1	95	446		
Opponents		480	394	874	46.0-188	15-122	8	5-0	1-7	32	30	2	13-13	1	1	0	9	137		

Date	Opponent	Punting										Field Goals			Kickoffs			
		no.	yds	avg	long	blkd	tb	fc	50+	i20	md-att	long	blkd	no.	yds	avg	tb	ob
09/02/2023	West Virginia	2	75	37.5	46	0	0	0	0	0	1-3	25	0	7	443	63.3	6	0
09/09/2023	Delaware	2	91	45.5	47	0	0	2	0	1	0-0	0	0	10	635	63.5	8	0
09/16/2023	at Illinois	7	293	41.9	45	1	0	2	0	2	3-4	45	1	6	390	65.0	4	0
09/23/2023	Iowa	3	114	38.0	42	0	0	1	0	0	1-2	46	0	6	381	63.5	3	0
09/30/2023	at Northwestern	4	187	46.8	50	0	0	2	1	2	2-2	47	0	8	516	64.5	5	0
10/14/2023	Massachusetts	1	47	47.0	47	0	0	0	0	1	0-0	0	0	10	622	62.2	2	1
10/21/2023	at Ohio St.	9	393	43.7	54	0	0	4	2	4	2-2	41	0	3	187	62.3	2	0
10/28/2023	Indiana	6	294	49.0	54	0	1	3	4	2	1-2	50	0	5	325	65.0	5	0
11/04/2023	at Maryland	2	89	44.5	46	0	0	1	0	1	3-3	39	0	10	626	62.6	8	1
11/11/2023	Michigan	5	245	49.0	56	0	0	1	3	1	1-1	20	0	3	195	65.0	2	0
11/18/2023	Rutgers	2	104	52.0	56	0	0	2	1	0	2-2	48	0	6	379	63.2	3	0
11/24/2023	vs Michigan St.	3	141	47.0	51	0	1	2	2	2	2-3	49	0	8	519	64.9	6	0
Penn St.		46	2073	45.1	56	1	2	20	13	16	18-24	50	1	82	5218	63.6	54	2
Opponents		73	3267	44.8	72	1	2	21	24	17	8-12	37	0	34	2090	61.5	16	0

OPPONENT GAME-BY-GAME

Date	Opponent	Rushing				Receiving				Passing				Kick Returns				Punt Returns				tot off		
		no.	yds	td	lg	no.	yds	td	lg	cmp	att	int	yds	td	lg	no.	yds	td	lg	no.	yds		td	lg
09/02/2023	West Virginia	40	146	2	17	16	162	0	37	16	27	0	162	0	37	1	20	0	20	1	4	0	4	308
09/09/2023	Delaware	24	82	1	66	6	58	0	28	6	17	1	58	0	28	2	19	0	13	0	0	0	0	140
09/16/2023	at Illinois	29	78	1	20	25	276	1	32	25	45	4	276	1	32	2	29	0	16	3	32	0	13	354
09/23/2023	Iowa	17	20	0	18	6	56	0	20	6	16	0	56	0	20	0	0	0	0	3	15	0	15	76
09/30/2023	at Northwestern	32	45	1	18	16	130	0	22	16	31	1	130	0	22	3	78	0	36	1	15	0	15	175
10/14/2023	Massachusetts	39	64	0	16	9	45	0	16	9	23	1	45	0	16	4	77	0	21	0	0	0	0	109
10/21/2023	at Ohio St.	41	79	1	12	22	286	1	35	22	35	0	286	1	35	1	14	0	14	4	16	0	10	365
10/28/2023	Indiana	34	80	0	15	13	269	3	90	13	19	1	269	3	90	0	0	0	0	2	-6	0	3	349
11/04/2023	at Maryland	16	-49	0	4	31	283	2	30	31	42	2	283	2	30	1	0	0	0	1	2	0	2	234
11/11/2023	Michigan	46	227	3	44	7	60	0	19	7	8	0	60	0	19	0	0	0	0	3	7	0	6	287
11/18/2023	Rutgers	42	99	0	22	10	130	0	19	10	16	1	130	0	19	1	29	0	29	0	0	0	0	229
11/24/2023	vs Michigan St.	27	-35	0	12	12	88	0	30	12	20	1	88	0	30	0	0	0	0	0	0	0	0	53
Opponents		387	836	9	66	173	1843	7	90	173	299	12	1843	7	90	15	266	0	36	18	85	0	15	2679
Penn St.		487	2240	26	50	226	2452	27	72	226	373	1	2452	27	72	15	361	0	51	31	334	2	68	4692

Opponents Averages

Games	Avg/ rush	Avg/ catch	Pass effic	KR avg	PR avg	All purpose avg/game	Total offense avg/game
12	2.2	10.7	109.3	17.7	4.7	253.1	223.3

Date	Opponent	Tackles			Sacks no-yds	Fumble ff fr-yds	Pass Defense			blkd kick	PAT attempts			off					
		ua	a	total			tfl-yds	int-yds	qbh		brup	kick	rush	rcv	saf	t/o	pts		
09/02/2023	West Virginia	41	22	63	4.0-11	1-6	0	0-0	0-0	3	2	0	1-1	0	1	0	0	0	15
09/09/2023	Delaware	57	48	105	3.0-11	0-0	1	0-0	0-0	2	1	0	1-1	0	0	0	0	0	7
09/16/2023	at Illinois	34	48	82	4.0-8	1-3	0	0-0	0-0	3	6	2	1-1	0	0	0	0	0	13
09/23/2023	Iowa	56	44	100	6.0-16	0-0	0	0-0	0-0	3	0	0	0-0	0	0	0	0	0	0
09/30/2023	at Northwestern	41	28	69	2.0-10	1-9	3	1-0	0-0	3	4	0	1-1	0	0	0	0	3	13
10/14/2023	Massachusetts	30	34	64	3.0-14	1-8	1	2-0	0-0	1	0	0	0-0	0	0	0	0	0	0
10/21/2023	at Ohio St.	31	26	57	8.0-45	4-36	0	0-0	0-0	4	6	0	2-2	0	0	0	0	0	20
10/28/2023	Indiana	49	22	71	6.0-29	3-23	1	0-0	1-7	4	2	0	3-3	0	0	0	0	3	24
11/04/2023	at Maryland	52	14	66	2.0-15	1-13	0	0-0	0-0	0	2	0	1-1	1	0	0	0	0	15
11/11/2023	Michigan	33	18	51	3.0-11	1-9	1	1-0	0-0	3	3	0	3-3	0	0	0	0	3	24
11/18/2023	Rutgers	27	34	61	1.0-1	0-0	1	1-0	0-0	1	2	0	0-0	0	0	0	0	0	6
11/24/2023	vs Michigan St.	29	56	85	4.0-17	2-15	0	0-0	0-0	5	2	0	0-0	0	0	0	0	0	0
Opponents		480	394	874	46.0-188	15-122	8	5-0	1-7	32	30	2	13-13	1	1	0	9	137	
Penn St.		412	242	654	101.0-451	48-339	13	13-15	12-177	35	28	1	52-52	0	1	1	95	446	

Date	Opponent	Punting										Field Goals			Kickoffs			
		no.	yds	avg	long	blkd	tb	fc	50+	i20	md-att	long	blkd	no.	yds	avg	tb	ob
09/02/2023	West Virginia	4	168	42.0	50	0	0	3	1	2	0-0	0	0	2	130	65.0	1	0
09/09/2023	Delaware	7	292	41.7	61	0	0	1	2	0	0-1	0	0	2	128	64.0	0	0
09/16/2023	at Illinois	6	237	39.5	44	0	0	4	0	0	0-1	0	0	3	171	57.0	0	0
09/23/2023	Iowa	7	366	52.3	62	0	0	1	4	4	0-0	0	0	1	65	65.0	1	0
09/30/2023	at Northwestern	6	224	37.3	46	0	0	3	0	1	2-2	33	0	4	255	63.8	2	0
10/14/2023	Massachusetts	10	382	38.2	47	1	2	1	0	0	0-0	0	0	1	60	60.0	0	0
10/21/2023	at Ohio St.	6	285	47.5	72	0	0	1	3	2	2-3	37	0	5	317	63.4	3	0
10/28/2023	Indiana	4	230	57.5	64	0	0	1	4	1	1-2	35	0	5	258	51.6	1	0
11/04/2023	at Maryland	4	180	45.0	51	0	0	1	2	2	0-0	0	0	3	187	62.3	1	0
11/11/2023	Michigan	5	199	39.8	50	0	0	2	1	1	1-1	22	0	5	325	65.0	5	0
11/18/2023	Rutgers	4	172	43.0	54	0	0	2	1	2	2-2	35	0	2	129	64.5	1	0
11/24/2023	vs Michigan St.	10	532	53.2	63	0	0	1	6	2	0-0	0	0	1	65	65.0	1	0
Opponents		73	3267	44.8	72	1	2	21	24	17	8-12	37	0	34	2090	61.5	16	0
Penn St.		46	2073	45.1	56	1	2	20	13	16	18-24	50	1	82	5218	63.6	54	2

82 2023 PENN STATE FOOTBALL

INDIVIDUAL GAME-BY-GAME

RUSHING & RECEIVING

Rushing

Player	No-Yds/TD	WVU	UD	Illini	Iowa	NU	UMass	OSU	IND	MD	Mich	RU	MSU
Nicholas Singleton	163-702/8	13-70/1	12-47/3	11-37/1	17-49/0	21-80/1	15-79/0	9-48/0	15-50/1	8-20/0	13-43/0	11-61/0	18-118/1
Kaytron Allen	162-851/6	10-51/0	19-103/1	13-54/1	21-72/0	6-27/0	9-68/1	9-26/0	18-81/0	14-91/1	12-72/0	16-69/2	15-137/0
Drew Allar	69-170/4	4-1/0	5-27/1	6-24/0	8-22/0	8-4/1	3-1/1	7--23/0	8-5/0	4-39/0	10-49/1	3-28/0	3--7/0
Beau Pribula	53-313/6	3-18/1	8-46/1	9-47/0	8-55/0	-	6-59/1	DNP	1-3/0	9-12/1	DNP	8-71/1	1-2/1
Trey Potts	23-145/2	5-6/0	7-59/0	1-2/0	3-17/0	3-21/1	1-2/1	-	-	-	-	1-5/0	2-33/0
Tank Smith	9-71/0	DNP	6-29/0	DNP	DNP	DNP	2-41/0	DNP	DNP	1-1/0	DNP	DNP	DNP
Tyler Holzworth	3-4/0	DNP	3-4/0	DNP	DNP	DNP	DNP	DNP	DNP	DNP	DNP	DNP	DNP
KeAndre Lambert-Smith	2-0/0	-	-	-	-	1-2/0	-	1--2/0	-	-	-	-	-

Receiving

Player	No-Yds/TD	WVU	UD	Illini	Iowa	NU	UMass	OSU	IND	MD	Mich	RU	MSU
KeAndre Lambert-Smith	53-673/4	4-123/2	6-74/0	3-23/0	8-66/1	4-86/0	6-30/0	6-52/0	6-96/1	8-95/0	1-6/0	-	1-22/0
Theo Johnson	32-325/6	-	2-14/0	2-32/0	6-42/0	2-13/0	4-66/2	2-39/0	2-21/1	4-19/1	2-10/1	2-10/0	4-59/1
Tyler Warren	29-295/7	1-9/0	6-37/1	3-35/1	2-9/2	2-25/0	2-14/1	1-11/0	2-25/0	4-51/1	2-25/0	2-32/0	2-22/1
Dante Cephas	22-246/2	1-22/0	2-36/0	1-13/0	1-11/0	2-21/0	-	2-28/0	2-15/0	6-53/2	2-11/0	-	3-36/0
Nicholas Singleton	22-222/1	1-1/0	1-18/0	3-49/0	2-4/0	6-39/1	-	1-6/0	5-31/0	-	1-6/0	-	2-68/0
Harrison Wallace III	15-161/0	7-72/0	3-26/0	-	-	DNP	3-44/0	2-19/0	-	DNP	DNP	DNP	DNP
Kaytron Allen	14-81/1	1-15/0	-	1-9/0	3-8/0	-	1-8/0	1-4/0	2-13/0	1-1/0	-	1-6/0	3-17/1
Liam Clifford	10-105/0	2-25/0	2-2/0	1-33/0	2-17/0	1-6/0	-	1-7/0	-	-	-	1-15/0	-
Malik McClain	6-71/1	4-58/1	1-7/0	1-6/0	-	-	-	-	-	-	-	-	-
Kaden Saunders	6-56/1	-	-	2-19/0	-	1--1/0	-	2-25/1	DNP	-	1-13/0	-	-
Omari Evans	4-94/1	-	1-4/1	-	-	-	-	DNP	-	1-5/0	DNP	1-25/0	1-60/0
Trey Potts	4-57/1	-	-	-	1-16/0	1-30/1	-	-	-	1-6/0	-	-	1-5/0
Khalil Dinkins	4-45/2	-	-	-	1-9/1	-	DNP	-	1-9/1	1-16/0	-	-	1-11/0
Malick Meiga	3-9/0	1-7/0	DNP	DNP	DNP	-	-	-	-	-	1--1/0	-	1-3/0
Cristian Driver	1-8/0	DNP	1-8/0	-	DNP	-	-	DNP	DNP	-	DNP	DNP	DNP
Drew Allar	1-4/0	-	-	-	-	-	-	-	-	-	1-4/0	-	-

KICKING & PUNTING

KICKOFFS

Season	KO	Total Yards	TB	OB	Kick Avg.	Returns	Rtn. Yds.	Yds./Rtn.
Felkins, Alex	9	585	7	0	65.0	1	18	18.0
Nwosu, Gabriel	72	4580	47	2	63.6	11	190	17.3
Sahaydak, Sander	1	53	0	0	53.0	1	20	20.0

Alex Felkins

Game	KO	Total Yards	TB	OB	Kick Avg.	Returns	Rtn. Yds.	Yds./Rtn.
Delaware	4	260	4	0	65.0	0	0	0.0
UMass	1	65	0	0	65.0	1	18	18.0
Rutgers	3	195	2	0	65.0	0	0	0.0
Michigan State	1	65	1	0	65.0	0	0	0.0

Gabriel Nwosu

Game	KO	Total Yards	TB	OB	Kick Avg.	Returns	Rtn. Yds.	Yds./Rtn.
WVU	6	390	6	0	65.0	0	0	0.0
Delaware	6	375	4	0	62.5	2	19	9.5
Illinois	6	390	4	0	65.0	0	0	0.0
Iowa	6	381	3	0	63.5	0	0	0.0
Northwestern	8	516	5	0	64.5	3	78	26.0
UMass	9	557	2	1	61.9	3	59	19.7
Ohio State	3	187	2	0	62.3	1	14	14.0
Indiana	5	325	5	0	65.0	0	0	0.0
Maryland	10	626	8	1	62.6	1	0	0.0
Michigan	3	195	2	0	65.0	0	0	0.0
Rutgers	3	184	1	0	61.3	1	29	29.0
Michigan State	7	454	5	0	64.0	0	0	0.0

Sander Sayahdak

Game	KO	Total Yards	TB	OB	Kick Avg.	Returns	Rtn. Yds.	Yds./Rtn.
WVU	1	53	0	0	53.0	1	20	20.0

PUNTING

Season	No.	Total Yds	Avg.	Long	I20	50+	TB	FC	Blk
Thompson, Riley	46	2,080	45.2	56	16	13	2	20	-
TEAM	1	30	30.0	-	-	-	-	-	1

Riley Thompson

Game	No.	Total Yds	Avg.	Long	I20	50+	TB	FC	Blk
WVU	2	75	37.5	46	0	0	0	1	-
Delaware	2	91	45.5	47	1	0	0	1	-
Illinois	6	263	43.8	45	2	0	0	2	-
Iowa	4	151	37.8	42	0	0	0	1	-
Northwestern	4	187	46.8	50	2	1	0	2	-
UMass	1	47	47.0	47	1	0	0	0	-
Ohio State	9	393	43.7	54	4	2	0	4	-
Indiana	6	294	49.0	54	2	4	1	3	-
Maryland	2	89	44.5	46	1	0	0	1	-
Michigan	5	245	49.0	56	1	3	0	1	-
Rutgers	2	104	52.0	56	0	1	0	2	-
Michigan State	3	141	47.0	51	2	2	1	2	-

INDIVIDUAL GAME-BY-GAME

PASSING

#1 KeAndre Lambert-Smith	Comp	Att	Int	Pct	Yards	TD	Long	Sacked	Effic.
Maryland	0	1	0	0.0	0	0	0	0-0	0.0
Totals	0	1	0	0.0	0	0	0	0-0	0.0

#9 Beau Pribula	Comp	Att	Int	Pct	Yards	TD	Long	Sacked	Effic.
West Virginia	1	1	0	100.0	7	0	7	0-0	158.8
Delaware	3	5	0	60.0	22	1	10	0-0	163.0
Illinois	0	3	0	0.0	0	0	0	0-0	0.0
Iowa	1	3	0	33.3	16	0	16	0-0	78.1
Northwestern	1	1	0	100.0	30	1	30	0-0	682.0
Maryland	1	4	0	25.0	6	0	6	1-13	37.6
Rutgers	1	1	0	100.0	9	0	9	0-0	175.6
Michigan St.	2	2	0	100.0	11	1	8	0-0	311.2
Totals	10	20	0	50.0	101	3	30	1-13	141.9

#13 Kaytron Allen	Comp	Att	Int	Pct	Yards	TD	Long	Sacked	Effic.
Michigan	1	1	0	100.0	4	0	4	0-0	133.6
Totals	1	1	0	100.0	4	0	4	0-0	133.6

#15 Drew Allar	Comp	Att	Int	Pct	Yards	TD	Long	Sacked	Effic.
West Virginia	21	29	0	72.4	325	3	72	1-6	200.7
Delaware	22	26	0	84.6	204	1	26	0-0	163.2
Illinois	16	33	0	48.5	208	0	33	1-3	101.4
Iowa	25	37	0	67.6	166	4	14	0-0	140.9
Northwestern	18	33	0	54.5	189	1	35	1-9	112.7
Massachusetts	16	23	0	69.6	162	3	30	1-8	171.8
Ohio St.	18	42	0	42.9	191	1	34	4-36	88.9
Indiana	20	31	1	64.5	210	3	57	3-23	146.9
Maryland	25	34	0	73.5	240	4	38	0-0	171.6
Michigan	10	23	0	43.5	70	1	19	1-9	83.4
Rutgers	6	13	0	46.2	79	0	25	0-0	97.2
Michigan St.	17	26	0	65.4	292	2	60	2-15	185.1
Totals	214	350	1	61.1	2336	23	72	14-109	138.3

#23 Trey Potts	Comp	Att	Int	Pct	Yards	TD	Long	Sacked	Effic.
Illinois	1	1	0	100.0	11	1	11	0-0	522.4
Totals	1	1	0	100.0	11	1	11	0-0	522.4

TACKLE BREAKDOWN

RUSHING TACKLES

King, Kobe	43
Carter, Abdul	40
Jacobs, Curtis	33
Winston, K.J.	32
Isaac, Adisa	31
Dennis-Sutton, Dani	22
Ellies, Dvon	21
Izzard, Coziah	16
Reed, Jaylen	16
Durant, Zane	15
Robinson, Chop	15
DeLuca, Dominic	13
Wylie, Keon	13
Dixon, Johnny	12
Elsdon, Tyler	12
Fisher, Zuriah	12
Rojas, Tony	12
King, Kalen	11
Wheatley, Zakee	11
Beamon, Hakeem	9
Hardy, Daequan	8
van den Berg, Jordan	8
Miller, Cam	7
Vanover, Amin	6
Tracy, Zion	5
Ellis, Keaton	4
Lyons, Jameial	4
Artis, Kaleb	3
Collins, Audavion	2
Flowers, Mehki	2
Mack, King	2
Mills, Tyrece	2
Wilson, Jake	2
Keys, Kaveion	1
Robinson, Ta'Mere	1
Townley Jr., Davon	1
Washington II, Elliot	1
TOTAL	456

PASSING TACKLES

King, Kalen	20
Reed, Jaylen	20
Winston, K.J.	15
Dixon, Johnny	14
Jacobs, Curtis	14
King, Kobe	11
Miller, Cam	11
Wheatley, Zakee	9
Ellis, Keaton	8
DeLuca, Dominic	7
Hardy, Daequan	7
Carter, Abdul	5
Isaac, Adisa	4
Dennis-Sutton, Dani	3
Elsdon, Tyler	3
Washington II, Elliot	3
Rojas, Tony	2
Tracy, Zion	2
Wylie, Keon	2
Durant, Zane	1
Ellies, Dvon	1
Fisher, Zuriah	1
Lyons, Jameial	1
van den Berg, Jordan	1
TOTAL	166

SPECIAL TEAMS TACKLES

	Total	KO	Punt
DeLuca, Dominic	4	2	2
Duzansky, Tyler	4	-	4
Elsdon, Tyler	3	-	3
Washington II, Elliot	3	1	2
Driver, Cristian	2	2	-
Ellis, Keaton	2	1	1
Mack, King	1	1	-
McClain, Malik	2	2	-
Rojas, Tony	2	2	-
Tracy, Zion	2	2	-
Winston, K.J.	2	-	2
Collins, Audavion	1	1	-
Dinkins, Kolin	1	1	-
Miller, Cam	1	1	-
Robinson, Ta'Mere	1	1	-
TOTALS	31	18	13

INDIVIDUAL GAME-BY-GAME

ALL-PURPOSE

Player	g	rush	rcv	pr	kr	ir	total	avg/g
Nicholas Singleton	12	702	222	0	302	0	1226	102.2
Kaytron Allen	12	851	81	0	0	0	932	77.7
KeAndre Lambert-Smith	12	0	673	0	0	0	673	56.1
Theo Johnson	12	0	325	0	0	0	325	27.1
Beau Pribula	10	313	0	0	0	0	313	31.3
Tyler Warren	12	0	295	0	11	0	306	25.5
Daequan Hardy	10	0	0	248	19	34	301	30.1
Dante Cephas	12	0	246	0	0	0	246	20.5
Trey Potts	12	145	57	0	29	0	231	19.3
Drew Allar	12	170	4	0	0	0	174	14.5
Harrison Wallace III	7	0	161	0	0	0	161	23.0
Kaden Saunders	11	0	56	86	0	0	142	12.9
Liam Clifford	12	0	105	0	0	0	105	8.8
Omari Evans	10	0	94	0	0	0	94	9.4
Tank Smith	3	71	0	0	0	0	71	23.7
Malik McClain	12	0	71	0	0	0	71	5.9
Dominic DeLuca	12	0	0	0	0	61	61	5.1
Khalil Dinkins	11	0	45	0	0	0	45	4.1
Johnny Dixon	12	0	0	0	0	21	21	1.8
Tony Rojas	12	0	0	0	0	20	20	1.7
Abdul Carter	12	0	0	0	0	18	18	1.5
Jaylen Reed	12	0	0	0	0	17	17	1.4
Malick Meiga	9	0	9	0	0	0	9	1.0
Cristian Driver	5	0	8	0	0	0	8	1.6
Keaton Ellis	12	0	0	0	0	6	6	0.5
Tyler Holzworth	1	4	0	0	0	0	4	4.0
Team	12	-16	0	0	0	0	-16	-1.3
Total	12	2240	2452	334	361	177	5564	463.7
Opponents	12	836	1843	85	266	7	3037	253.1

GAME LEADERS

Opponent	Rushing Attempts	Rushing Yards	Receptions	Receiving Yards	All-Purpose Yards	Tackles
West Virginia	Singleton - 13	Singleton - 71	Wallace III - 7	Lambert-Smith - 123	Lambert-Smith - 123	Jacobs - 10
Delaware	Allen - 19	Allen - 103	Lambert-Smith/Warren - 6	Lambert-Smith - 74	Allen - 103	Carter/Durant - 4
at Illinois	Allen - 13	Allen - 54	Three players - 3	Singleton - 49	Singleton - 140	DeLuca/Wheatley - 6
Iowa	Allen - 21	Allen - 72	Lambert-Smith - 8	Lambert-Smith - 66	Allen - 80	Carter/Jacobs - 3
at Northwestern	Singleton - 21	Singleton - 80	Singleton - 6	Lambert-Smith - 86	Singleton - 126	Winston - 5
UMass	Singleton - 15	Singleton - 79	Lambert-Smith - 6	Johnson - 66	Hardy - 129	Jacobs/Ellies - 5
at Ohio State	Allen/Singleton - 9	Singleton - 48	Lambert-Smith - 6	Lambert-Smith - 52	Singleton - 84	Carter/Jacobs - 9
Indiana	Allen - 18	Allen - 81	Lambert-Smith - 6	Lambert-Smith - 96	Singleton - 131	Reed - 8
at Maryland	Allen - 14	Allen - 91	Lambert-Smith - 8	Lambert-Smith - 95	Lambert-Smith - 95	Carter - 6
Michigan	Singleton - 13	Allen - 72	Warren/Cephas/Johnson - 2	Warren - 25	Allen - 72	Winston - 12
Rutgers	Allen - 16	Pribula - 71	Warren/Johnson - 2	Warren - 32	Singleton - 85	King, Kobe - 10
at Michigan State	Singleton - 18	Allen - 137	Johnson - 4	Singleton - 68	Singleton - 186	Isaac - 7

INDIVIDUAL GAME-BY-GAME

TACKLES

Player	S-A	Total	WVU	UD	Illini	Iowa	NU	UMass	OSU	IND	MD	Mich	RU	MSU
Kobe King	34-20	54	2-3	-	4-0	1-0	4-0	1-1	5-1	2-3	1-2	6-3	5-5	3-2
Kevin Winston	30-21	51	2-1	0-1	2-1	1-0	4-1	0-1	4-3	2-1	4-1	5-7	4-2	2-2
Curtis Jacobs	30-17	47	7-3	-	2-0	2-1	2-1	4-1	5-4	1-0	2-1	3-4	1-0	1-2
Abdul Carter	24-21	45	1-0	3-1	1-1	1-2	1-0	0-3	5-4	1-4	4-2	2-1	2-3	3-0
Jaylen Reed	30-14	44	3-1	2-0	3-1	1-1	1-2	0-1	3-2	7-1	2-1	3-3	3-0	2-1
Adisa Isaac	22-13	35	2-0	-	1-3	1-0	1-0	3-1	1-3	1-1	2-1	4-2	1-0	5-2
Kalen King	20-9	29	1-3	-	3-1	0-1	2-0	-	5-1	3-0	4-1	1-1	1-0	0-1
Johnny Dixon	20-6	26	3-0	-	2-0	1-0	2-0	-	3-2	2-2	2-0	1-1	3-0	1-1
Dominic DeLuca	15-10	25	1-0	-	1-5	2-0	4-0	1-2	1-1	-	1-0	2-0	1-0	1-2
Dani Dennis-Sutton	15-8	23	-	0-1	1-1	1-0	2-1	0-1	2-1	4-2	2-1	3-0	-	-
Dvon Ellies	11-11	22	2-2	-	-	-	-	3-2	0-2	1-0	0-2	3-1	1-2	1-0
Zakee Wheatley	12-8	20	4-0	-	2-4	2-0	1-0	1-1	1-2	-	0-1	1-0	-	-
Cam Miller	15-4	19	4-0	1-0	2-1	-	1-1	3-0	-	1-0	1-1	-	-	2-1
Tyler Elsdon	14-5	19	1-0	-	3-0	-	1-0	1-0	1-0	2-0	1-0	1-1	3-2	0-2
Zane Durant	11-5	16	1-1	2-2	1-0	-	4-0	-	2-0	1-1	-	0-1	-	-
Coziah Izzard	7-9	16	DNP	DNP	2-0	1-0	0-1	0-3	1-2	2-0	0-1	-	1-2	-
Tony Rojas	6-10	16	1-1	2-0	0-2	-	-	1-3	-	-	1-0	-	1-3	0-1
Demeioun Robinson	12-3	15	2-0	1-0	1-1	1-1	-	2-0	-	DNP	DNP	-	5-0	0-1
Daequan Hardy	9-6	15	DNP	DNP	0-1	0-1	2-0	1-0	4-2	1-0	0-1	-	1-0	0-1
Zuriah Fisher	9-6	15	0-2	1-0	1-1	-	2-0	2-0	-	2-1	1-1	-	-	0-1
Keaton Ellis	12-2	14	3-0	2-0	1-0	-	3-0	0-1	1-1	-	1-0	1-0	-	-
Keon Wylie	10-4	14	0-1	-	2-2	-	2-0	2-1	-	-	2-0	-	-	2-0
Zion Tracy	8-1	9	1-1	1-0	1-0	-	2-0	3-0	-	-	-	-	DNP	-
Hakeem Beamon	6-3	9	0-1	0-1	1-0	-	-	-	0-1	1-0	1-0	1-0	2-0	-
Jordan van den Berg	5-4	9	2-0	-	0-1	0-1	-	-	DNP	1-0	-	DNP	1-2	1-0
Elliot Washington II	4-3	7	1-0	1-1	0-2	-	1-0	1-0	-	DNP	DNP	DNP	-	DNP
Amin Vanover	3-3	6	DNP	DNP	-	1-0	1-1	1-1	-	DNP	DNP	DNP	0-1	-
Jameial Lyons	1-4	5	-	1-0	DNP	DNP	DNP	-	DNP	-	0-1	DNP	0-2	0-1
Tyler Duzansky	3-1	4	-	-	1-0	-	-	-	1-0	-	-	1-1	-	-
Audavion Collins	3-0	3	DNP	2-0	DNP	DNP	DNP	1-0	DNP	DNP	DNP	DNP	DNP	DNP
King Mack	2-1	3	-	1-1	-	-	-	-	DNP	-	-	-	1-0	-
Kaleb Artis	0-3	3	-	-	-	-	-	0-2	-	-	-	-	-	0-1
Ta'Mere Robinson	2-0	2	-	-	DNP	DNP	DNP	2-0	DNP	DNP	DNP	DNP	DNP	DNP
Cristian Driver	2-0	2	DNP	-	-	DNP	1-0	1-0	DNP	DNP	-	DNP	DNP	DNP
Malik McClain	1-1	2	-	-	1-0	-	-	0-1	-	-	-	-	-	-
Mehki Flowers	0-2	2	DNP	0-1	DNP	-	DNP	0-1	-	DNP	DNP	DNP	DNP	DNP
Tyrece Mills	0-2	2	DNP	-	DNP	DNP	DNP	0-2	DNP	DNP	DNP	DNP	DNP	DNP
Jake Wilson	0-2	2	-	0-1	-	-	-	0-1	-	-	-	-	-	-
Davon Townley	1-0	1	DNP	-	DNP	DNP	DNP	-	DNP	DNP	DNP	DNP	DNP	1-0
Kolin Dinkins	1-0	1	1-0	-	-	-	DNP	-	-	-	-	-	-	-
Kaveion Keys	1-0	1	DNP	1-0	DNP	DNP	DNP	-	DNP	DNP	DNP	DNP	DNP	DNP
Theo Johnson	1-0	1	-	-	-	-	-	-	-	1-0	-	-	-	-

86 2023 PENN STATE FOOTBALL

INDIVIDUAL GAME-BY-GAME

TACKLES FOR LOSS

Player	UA-A	Total	WVU	UD	Illini	Iowa	NU	UMass	OSU	IND	MD	Mich	RU	MSU
Adisa Isaac	12-6	15.0	1.0-2	-	1.0-5	1.0-9	1.0-8	3.5-17	2.0-9	-	1.0-9	3.0-4	-	1.5-11
Curtis Jacobs	6-4	8.0	1.0-1	-	-	1.0-1	-	1.0-1	0.5-1	-	1.5-4	1.5-2	-	1.5-12
Demeioun Robinson	7-1	7.5	1.0-2	-	1.0-2	1.0-6	-	2.0-9	-	DNP	DNP	-	2.0-14	0.5-1
Dani Dennis-Sutton	4-4	6.0	-	0.5-0	0.5-0	-	1.5-7	0.5-4	-	1.0-9	-	2.0-13	-	-
Johnny Dixon	5-1	5.5	-	-	-	-	-	-	2.0-8	1.0-3	1.0-12	-	1.0-6	0.5-2
Zane Durant	5-1	5.5	-	1.5-9	-	-	3.0-16	-	1.0-3	-	-	-	-	-
Abdul Carter	4-3	5.5	1.0-11	-	-	-	-	1.0-3	-	-	1.0-5	-	0.5-4	2.0-23
Kobe King	4-2	5.0	-	-	1.0-3	-	2.0-5	1.0-1	0.5-2	-	-	-	0.5-1	-
Dvon Ellies	3-4	5.0	-	-	-	-	-	2.5-8	0.5-0	-	0.5-2	-	0.5-0	1.0-4
Cam Miller	4-0	4.0	1.0-1	-	-	-	-	2.0-11	-	-	-	-	-	1.0-11
Keon Wylie	4-0	4.0	-	-	-	-	1.0-8	-	-	-	2.0-15	-	-	1.0-7
Dominic DeLuca	3-1	3.5	1.0-5	-	1.0-3	1.0-1	-	-	-	-	-	-	-	0.5-1
Coziah Izzard	2-3	3.5	DNP	DNP	2.0-5	-	0.5-3	0.5-1	-	-	-	-	0.5-3	-
Jaylen Reed	2-2	3.0	-	1.0-7	-	-	0.5-0	-	-	1.0-5	0.5-1	-	-	-
Tony Rojas	2-2	3.0	-	1.0-3	-	-	-	-	-	-	-	-	1.5-1	0.5-1
Daequan Hardy	2-2	3.0	DNP	DNP	-	-	1.0-2	-	0.5-0	1.0-9	0.5-1	-	-	-
Kevin Winston	2-1	2.5	-	-	-	-	-	-	-	-	1.0-2	0.5-1	-	1.0-2
Zuriah Fisher	2-1	2.5	-	1.0-5	0.5-5	-	1.0-7	-	-	-	-	-	-	-
Kalen King	1-1	1.5	-	-	-	-	-	-	1.5-2	-	-	-	-	-
Amin Vanover	1-1	1.5	DNP	DNP	-	1.0-7	0.5-3	-	-	DNP	DNP	DNP	-	-
Jameial Lyons	1-1	1.5	-	1.0-4	DNP	DNP	DNP	-	DNP	-	-	DNP	-	0.5-0
Audavion Collins	1-0	1.0	DNP	1.0-1	DNP	DNP	DNP	-	DNP	DNP	DNP	DNP	DNP	DNP
Tyler Elsdon	1-0	1.0	-	-	-	-	-	-	-	-	1.0-3	-	-	-
Hakeem Beamon	1-0	1.0	-	-	-	-	-	-	-	-	1.0-8	-	-	-
Zakee Wheatley	0-1	0.5	-	-	-	-	-	-	0.5-0	-	-	-	-	-
Jordan van den Berg	0-1	0.5	-	-	-	-	-	-	DNP	-	-	DNP	0.5-1	-
Kaleb Artis	0-1	0.5	-	-	-	-	-	-	-	-	-	-	-	0.5-1

SACKS

Player	UA-A	Total	WVU	UD	Illini	Iowa	NU	UMass	OSU	IND	MD	Mich	RU	MSU
Adisa Isaac	6-3	7.5	-	-	0.5-4	1-9	1-8	2.5-16	0.5-3	-	1-9	-	-	1-9
Johnny Dixon	4-1	4.5	-	-	-	-	-	-	1-5	1-3	1-12	-	1-6	0.5-2
Abdul Carter	4-1	4.5	1-11	-	-	-	-	-	-	-	1-5	-	0.5-4	2-23
Demeioun Robinson	4-0	4	-	-	-	1-6	-	2-9	-	DNP	DNP	-	1-11	-
Dani Dennis-Sutton	3-1	3.5	-	-	-	-	1-6	0.5-4	-	1-9	-	1-10	-	-
Cam Miller	3-0	3	-	-	-	-	-	2-11	-	-	-	-	-	1-11
Keon Wylie	3-0	3	-	-	-	-	1-8	-	-	-	1-12	-	-	1-7
Coziah Izzard	2-2	3	DNP	DNP	2-5	-	0.5-3	-	-	-	-	-	0.5-3	-
Curtis Jacobs	2-1	2.5	1-1	-	-	-	-	-	-	-	-	-	-	1.5-12
Zuriah Fisher	2-1	2.5	-	1-5	0.5-5	-	1-7	-	-	-	-	-	-	-
Zane Durant	2-0	2	-	1-8	-	-	1-9	-	-	-	-	-	-	-
Amin Vanover	1-1	1.5	DNP	DNP	-	1-7	0.5-3	-	-	DNP	DNP	DNP	-	-
Kobe King	1-1	1.5	-	-	-	-	1-3	-	0.5-2	-	-	-	-	-
Dominic DeLuca	1-0	1	1-5	-	-	-	-	-	-	-	-	-	-	-
Jaylen Reed	1-0	1	-	1-7	-	-	-	-	-	-	-	-	-	-
Jameial Lyons	1-0	1	-	1-4	DNP	DNP	DNP	-	DNP	-	-	DNP	-	-
Daequan Hardy	1-0	1	DNP	DNP	-	-	-	-	-	1-9	-	-	-	-
Hakeem Beamon	1-0	1	-	-	-	-	-	-	-	-	1-8	-	-	-

TURNOVERS BY GAME

PENN STATE: 24 GAINED

TYPE	QTR	PLAYER	PLAYS/ YDS	1st DOWNS	RESULT
WEST VIRGINIA (0)					
-	-	-	-	-	-
DELAWARE (2)					
FUM	3	Winston Jr. (forced by Ellis)	5/31	1	TD
INT	3	DeLuca (26 yd return for touchdown)*	-/26	-	TD
ILLINOIS (5)					
FUM	1	King, Kobe (forced by DeLuca)	9/40	2	FG
INT	1	Carter, Abdul (18 yd return)	4/-6	0	FG
INT	1	Hardy, Daequan	12/57	4	TD
INT	3	Dixon, Johnny (21 yd return)	3/4	0	PUNT
INT	3	Miller, Cam	3/30	1	TD
IOWA (4)					
FUM	1	Jacobs, Curtis (forced by Dennis-Sutton)	17/53	4	FG
FUM	2	Jacobs, Curtis (muffed punt by Deasfemandes)	10/39	2	TD
FUM	3	Isaac, Adisa (forced by Robinson)	8/19	2	TD
FUM	4	Fisher, Zuriyah (forced by Vanover)	5/16	1	GAME END
NORTHWESTERN (1)					
INT	4	Hardy, Daequan (34 yd return)	1/30	-	TD
UMASS (1)					
INT	4	Ellis, Keaton	4/49	2	TD
OHIO STATE (1)					
FUM	4	Eldson, Tyler (muffed punt by Fleming)	3/0	0	PUNT
INDIANA (2)					
FUM	1	Winston, K.J. (muffed punt by Jordan)	7/32	1	TD
INT	2	Reed, Jaylen (17 yd return)	7/11	1	FG
MARYLAND (4)					
FUM	1	Durant, Zane (forced by Isaac)	3/-9	0	PUNT
INT	4	DeLuca, Dominic (35 yd return)	4/2	0	FG
FUM	4	van den Berg, Jordan (forced by Rojas)	8/4	1	FG
INT	4	Rojas, Tony (20 yd return)	3/12	0	TD
MICHIGAN (0)					
-	-	-	-	-	-
RUTGERS (3)					
FUM	2	Dennis-Sutton, Dani	5/28	1	FG
FUM	3	Robinson, Chop (forced by Robinson)	5/42	2	TD
INT	4	Winston Jr., Kevin	8/73	4	TD
MICHIGAN STATE (1)					
INT	1	Reed, Jaylen	7/68	2	FGA

OPPONENT: 6 GAINED

TYPE	QTR	PLAYER	PLAYS/ YDS	1st DOWNS	RESULT
WEST VIRGINIA (0)					
-	-	-	-	-	-
DELAWARE (0)					
-	-	-	-	-	-
ILLINOIS (0)					
-	-	-	-	-	-
IOWA (0)					
-	-	-	-	-	-
NORTHWESTERN (1)					
FUM	1	Turner, Braden (forced by Brus)	4/-4	0	FG
UMASS (2)					
FUM	1	Rudolph, Tyler (forced by Rutherford)	3/-8	0	PUNT
FUM	2	Johnson, Gerrell (muffed punt by Miller)	3/3	0	HALF
OHIO STATE (0)					
-	-	-	-	-	-
INDIANA (1)					
INT	4	Sanguinetti, Josh (7 yd return)	4/4	0	FG
MARYLAND (0)					
-	-	-	-	-	-
MICHIGAN (1)					
FUM	3	Paige, Makari (forced by Benny)	13/45	2	FG
RUTGERS (1)					
FUM	2	Ahanotu, Mayan (forced by Loyal)	3/7	0	PUNT
MICHIGAN STATE (0)					
-	-	-	-	-	-

88 2023 PENN STATE FOOTBALL

TURNOVERS BY PLAYER

FUMBLES

Player	No-Lost	WVU	UD	Illini	Iowa	NU	UMass	OSU	IND	MD	Mich	RU	MSU
Nicholas Singleton	3-2	-	-	-	-	1-1	-	-	1-0	-	-	1-1	-
Drew Allar	3-2	-	-	-	-	1-0	1-1	-	-	-	1-1	-	-
Beau Pribula	2-0	-	-	1-0	-	-	-	DNP	-	-	DNP	1-0	-
Kaytron Allen	2-0	-	1-0	-	-	1-0	-	-	-	-	-	-	-
Cam Miller	1-1	-	-	-	-	-	1-1	-	-	-	-	-	-
Kaden Saunders	1-0	-	-	-	1-0	-	-	-	DNP	-	-	-	-

FORCED FUMBLES

Player	Number	WVU	UD	Illini	Iowa	NU	UMass	OSU	IND	MD	Mich	RU	MSU
Dominic DeLuca	2	-	-	1	1	-	-	-	-	-	-	-	-
Dani Dennis-Sutton	2	-	-	-	1	-	-	-	1	-	-	-	-
Demeioun Robinson	2	-	-	-	1	-	-	-	DNP	DNP	-	1	-
Keaton Ellis	1	-	1	-	-	-	-	-	-	-	-	-	-
Johnny Dixon	1	-	-	-	-	-	-	-	-	-	-	1	-
Abdul Carter	1	-	-	-	-	-	-	-	-	-	1	-	-
Tony Rojas	1	-	-	-	-	-	-	-	-	1	-	-	-
Amin Vanover	1	DNP	DNP	-	1	-	-	-	DNP	DNP	DNP	-	-
Adisa Isaac	1	-	-	-	-	-	-	-	-	1	-	-	-
Coziah Izzard	1	DNP	DNP	-	-	-	-	-	1	-	-	-	-

FUMBLES RECOVERED

Player	Number	WVU	UD	Illini	Iowa	NU	UMass	OSU	IND	MD	Mich	RU	MSU
Kevin Winston	2	-	1	-	-	-	-	-	1	-	-	-	-
Curtis Jacobs	2	-	-	-	2	-	-	-	-	-	-	-	-
Adisa Isaac	1	-	-	-	1	-	-	-	-	-	-	-	-
Zane Durant	1	-	-	-	-	-	-	-	-	1	-	-	-
Dani Dennis-Sutton	1	-	-	-	-	-	-	-	-	-	-	1	-
Zuriah Fisher	1	-	-	-	1	-	-	-	-	-	-	-	-
Kobe King	1	-	-	1	-	-	-	-	-	-	-	-	-
Tyler Elsdon	1	-	-	-	-	-	-	1	-	-	-	-	-
Demeioun Robinson	1	-	-	-	-	-	-	-	DNP	DNP	-	1	-
Jordan van den Berg	1	-	-	-	-	-	-	DNP	-	1	DNP	-	-

INTERCEPTIONS

Player	Total	WVU	DEL	at ILL	IOWA	at NU	UMass	at OSU	IND	at UMD	MICH	RU	at MSU
Dominic DeLuca	2	-	1	-	-	-	-	-	-	1	-	-	-
Daequan Hardy	2	-	-	1	-	1	-	-	-	-	-	-	-
Jaylen Reed	2	-	-	-	-	-	-	-	1	-	-	-	1
Abdul Carter	1	-	-	1	-	-	-	-	-	-	-	-	-
Johnny Dixon	1	-	-	1	-	-	-	-	-	-	-	-	-
Keaton Ellis	1	-	-	-	-	-	1	-	-	-	-	-	-
Cam Miller	1	-	-	1	-	-	-	-	-	-	-	-	-
Tony Rojas	1	-	-	-	-	-	-	-	-	1	-	-	-
Kevin Winston Jr.	1	-	-	-	-	-	-	-	-	-	-	1	-

INTERCEPTIONS THROWN

Player	Total	WVU	DEL	at ILL	IOWA	at NU	UMass	at OSU	IND	at UMD	MICH	RU	at MSU
Drew Allar	1	0	0	0	0	0	0	0	1	0	0	0	0

SCORING BREAKDOWN

PENN STATE DRIVES

Totals: 72 scoring drives (54 TD, 19 FG)
Special Teams/Defensive Touchdowns:
 2 PR (UMass - 2 returned for touchdowns)
 1 INT (Delaware - returned for a touchdown)

LONGEST DRIVES BY:

Plays: 17 Iowa (9/23)
 15 2x, Last: Rutgers (11/18)
Yards: 94 West Virginia (9/2)
 88 Maryland (11/4)
Time: 8:00 Rutgers (11/18)
 7:28 Iowa (9/23)

OPPONENT DRIVES

Totals: 24 scoring drives (16 TD, 8 FG)
Special Teams/Defensive Touchdowns:

LONGEST DRIVES BY:

Plays: 14 Rutgers (11/18)
 13 2x, Last at Maryland (11/4)
Yards: 90 Indiana
 80 Indiana
Time: 9:01 Rutgers
 8:04 Michigan (11/11)

LONG PLAY BREAKDOWN

BY YARDAGE

OFFENSE (40)

Yards	Type	Player(s)	Opponent
72*	Pass	Lambert-Smith, KeAndre from Allar, Drew	West Virginia
60	Pass	Evans, Omari from Allar, Drew	at Michigan State
57*	Pass	Lambert-Smith, KeAndre from Allar, Drew	Indiana
53	Pass	Singleton, Nicholas from Allar, Drew	at Michigan State
50	Run	Allen, Kaytron	at Michigan State
40	Run	Allen, Kaytron	at Michigan State
39	Run	Pribula, Beau	Rutgers
39	Run	Smith, Tank	UMass
38	Pass	Lambert-Smith, KeAndre from Allar, Drew	at Maryland
35	Pass	Lambert-Smith, KeAndre from Allar, Drew	at Northwestern
34	Run	Allen, Kaytron	Michigan
34	Pass	Johnson, Theo from Allar, Drew	at Ohio State
33	Pass	Clifford, Liam from Allar, Drew	at Illinois
31*	Run	Pribula, Beau	UMass
30*	Pass	Johnson, Theo from Allar, Drew	UMass
30*	Pass	Potts, Trey from Pribula, Beau	at Northwestern
30	Pass	Lambert-Smith, KeAndre from Allar, Drew	West Virginia
28	Run	Potts, Trey	at Michigan State
28	Pass	Singleton, Nicholas from Allar, Drew	Indiana
26	Pass	Cephas, Dante from Allar, Drew	Delaware
25	Pass	Evans, Omari from Allar, Drew	Rutgers
25*	Pass	McClain, Malik from Allar, Drew	West Virginia
25	Pass	Lambert-Smith, KeAndre from Allar, Drew	at Northwestern
24	Run	Singleton, Nicholas	at Michigan State
23	Pass	Warren, Tyler from Allar, Drew	Rutgers
22	Pass	Lambert-Smith, KeAndre from Allar, Drew	at Michigan State
22	Pass	Johnson, Theo from Allar, Drew	at Michigan State
22	Pass	McClain, Malik from Allar, Drew	West Virginia
22	Pass	Cephas, Dante from Allar, Drew	West Virginia
21*	Pass	Johnson, Theo from Allar, Drew	at Michigan State
21	Run	Allen, Kaytron	Rutgers
21	Pass	Warren, Tyler from Allar, Drew	Indiana
21	Run	Allar, Drew	at Maryland
21	Pass	Wallace III, Harrison from Allar, Drew	UMass
21	Run	Pribula, Beau	at Illinois
20	Run	Singleton, Nicholas	at Michigan State
20	Run	Singleton, Nicholas	Rutgers
20	Pass	Lambert-Smith, KeAndre from Allar, Drew	at Maryland
20	Run	Singleton, Nicholas	at Ohio State
20	Run	Potts, Trey	Delaware

DEFENSE (6)

Yards	Type	Player(s)	Opponent
40	INT	Ellis, Keaton	UMass
35	INT	DeLuca, Dominic	at Maryland
34	INT	Hardy, Daequan	at Northwestern
26*	INT	DeLuca, Dominic	Delaware
21	INT	Dixon, Johnny	at Illinois
20	INT	Rojas, Tony	at Maryland

SPECIAL TEAMS (13)

Yards	Type	Player(s)	Opponent
68*	PR	Hardy, Daequan	UMass
56*	PR	Hardy, Daequan	UMass
51	KR	Singleton, Nicholas	at Maryland
50	KR	Singleton, Nicholas	Indiana
38	PR	Hardy, Daequan	at Michigan State
37	PR	Saunders, Kaden	UMass
31	KR	Singleton, Nicholas	at Illinois
30	KR	Singleton, Nicholas	at Ohio State
29	KR	Potts, Trey	at Ohio State
26	KR	Singleton, Nicholas	Delaware
24	KR	Singleton, Nicholas	Rutgers
24	KR	Singleton, Nicholas	UMass
23	KR	Singleton, Nicholas	at Illinois

* - touchdown scored on play

90 2023 PENN STATE FOOTBALL

LONG PLAY BREAKDOWN

LONG PLAYS BY THE NUMBERS

BY YARDAGE

Yards	No.	TD
100+	0	0
90-99	0	0
80-89	0	0
70-79	1	1
60-69	2	1
50-59	6	2
40-49	2	0
30-39	17	3
20-29	31	3

BY TYPE

Type	No.	TD
Rushing	15	1
Passing	25	6
Punt returns	4	2
Kick returns	9	0
Interceptions	6	1
Fumble returns	0	0
Other	0	0
TOTAL	59	10

20+ YARD PLAYS BY PLAYER

Player	No.	TD	R	P	KR	PR	IR	FR
Allar, Drew	1	-	1	-	-	-	-	-
Allen, Kaytron	4	-	4	-	-	-	-	-
Cephas, Dante	2	-	-	2	-	-	-	-
Clifford, Liam	1	-	-	1	-	-	-	-
DeLuca, Dominic	2	1	-	-	-	-	2	-
Dixon, Johnny	1	-	-	-	-	-	1	-
Ellis, Keaton	1	-	-	-	-	-	1	-
Evans, Omari	2	-	-	2	-	-	-	-
Hardy, Daequan	4	2	-	-	-	3	1	-
Johnson, Theo	4	2	-	4	-	-	-	-
Lambert-Smith, KeAndre	8	2	-	8	-	-	-	-
McClain, Malik	2	1	-	2	-	-	-	-
Potts, Trey	4	1	2	1	1	-	-	-
Pribula, Beau	3	1	3	-	-	-	-	-
Rojas, Tony	1	-	-	-	-	-	1	-
Saunders, Kaden	1	-	-	-	-	1	-	-
Singleton, Nicholas	14	-	4	2	8	-	-	-
Smith, Tank	1	-	1	-	-	-	-	-
Wallace III, Harrison	1	-	-	1	-	-	-	-
Warren, Tyler	2	-	-	2	-	-	-	-
TOTAL	59	10	15	25	9	4	6	-

LONGEST PLAYS OF THE YEAR

Rushing

50 Allen, Kaytron at Michigan State (11/24)

Rushing Touchdown

31* Pribula, Beau UMass (10/14)

Passing

72* Lambert-Smith, KeAndre from Allar, Drew West Virginia (9/2)

Passing Touchdown

72* Lambert-Smith, KeAndre from Allar, Drew West Virginia (9/2)

Kick Return

51 Singleton, Nicholas at Maryland (11/4)

Punt Return

68* Hardy, Daequan UMass (10/14)

Interception Return

35 DeLuca, Dominic at Maryland (11/4)

Fumble Return

14 Durant, Zane (forced by Isaac, Adisa) at Maryland (11/4)

Punt

56 2x, Last: Thompson, Riley Rutgers (11/18)

Field Goal

50 Felkins, Alex Indiana (10/28)

* - touchdown scored on play

PENN STATE (59 PLAYS)

Play	#	Long	Play	Opponent
Passing	25	72*	Lambert-Smith, KeAndre from Allar, Drew	West Virginia
Rushing	15	50	Allen, Kaytron	at Michigan State
INT	6	40	Ellis, Keaton	UMass
KR	9	51	Singleton, Nicholas	at Maryland
PR	4	68*	Hardy, Daequan	UMass

OPPONENTS (38 PLAYS)

Play	#	Long	Play	Opponent
Passing	24	90*	Carter, DeQuece from Sorsby, Brendan	Indiana
Rushing	7	66*	Yarns, Marcus	Delaware
KR	7	36	Henning, A.J.	at Northwestern

* - touchdown scored on play

OFFENSIVE STARTERS

OPPONENT	LT	LG	C	RG	RT	TE	QB	RB	WR	WR	WR
West Virginia	Fashanu	Nelson	Nourzad	Wormley	C. Wallace	Johnson	Allar	Singleton	Lambert-Smith	Wallace III	Warren (TE)
Delaware	Fashanu	Ioane	Nourzad	Wormley	C. Wallace	Johnson	Allar	Allen	Lambert-Smith	Wallace III	Clifford
at Illinois	Fashanu	Nelson	Nourzad	Wormley	C. Wallace	Johnson	Allar	Singleton	Lambert-Smith	McClain	Warren (TE)
Iowa	Fashanu	Nelson	Nourzad	Wormley	C. Wallace	Johnson	Allar	Allen	Lambert-Smith	Cephas	Warren (TE)
at Northwestern	Fashanu	Nelson	Nourzad	Wormley	C. Wallace	Johnson	Allar	Singleton	Lambert-Smith	Cephas	Warren (TE)
UMass	Fashanu	Ioane	Nourzad	Wormley	C. Wallace	Johnson	Allar	Singleton	Lambert-Smith	Wallace III	Warren (TE)
at Ohio State	Fashanu	Ioane	Nourzad	Wormley	C. Wallace	Johnson	Allar	Allen	Lambert-Smith	Wallace III	Warren (TE)
Indiana	Fashanu	Ioane	Nourzad	Wormley	C. Wallace	Johnson	Allar	Singleton	Lambert-Smith	Wallace III	Warren (TE)
at Maryland	Fashanu	Nelson	Nourzad	Wormley	C. Wallace	Johnson	Allar	Allen	Lambert-Smith	Cephas	Warren (TE)
Michigan	Fashanu	Nelson	Nourzad	Wormley	C. Wallace	Johnson	Allar	Singleton	Lambert-Smith	Cephas	Warren (TE)
Rutgers	Fashanu	Nelson	Nourzad	Wormley	C. Wallace	Johnson	Allar	Allen	Lambert-Smith	Cephas	Warren (TE)
at Michigan State	Fashanu	Nelson	Nourzad	Wormley	C. Wallace	Johnson	Allar	Allen	Lambert-Smith	Cephas	Warren (TE)

DEFENSIVE STARTERS

OPPONENT	DE	DT	DT	DE	LB	LB	LB/CB	CB	S	S	CB
West Virginia	Isaac	Beamon	Durant	C. Robinson	Carter	Jacobs	King, Kobe	King, Kalen	Reed	Winston	Dixon
Delaware	Isaac	Beamon	Ellies	C. Robinson	Carter	Jacobs	King, Kobe	King, Kalen	Reed	Winston	Dixon
at Illinois	Isaac	Beamon	Durant	C. Robinson	Carter	Jacobs	King, Kobe	King, Kalen	Reed	Winston	Dixon
Iowa	Isaac	Beamon	Durant	C. Robinson	Carter	Jacobs	King, Kobe	King, Kalen	Reed	Winston	Dixon
at Northwestern	Isaac	Ellies	Durant	C. Robinson	Carter	Jacobs	King, Kobe	King, Kalen	Reed	Winston	Dixon
UMass	Isaac	Beamon	Durant	C. Robinson	Carter	Jacobs	Hardy	King, Kalen	Reed	Winston	Dixon
at Ohio State	Isaac	Beamon	Durant	C. Robinson	Carter	Jacobs	Hardy	King, Kalen	Reed	Winston	Dixon
Indiana	Isaac	Ellies	Durant	Dennis-Sutton	Carter	Jacobs	King, Kobe	King, Kalen	Reed	Winston	Dixon
at Maryland	Isaac	Ellies	Durant	Dennis-Sutton	Carter	Jacobs	King, Kobe	King, Kalen	Reed	Winston	Hardy
Michigan	Isaac	Ellies	Durant	C. Robinson	Carter	Jacobs	King, Kobe	King, Kalen	Reed	Winston	Dixon
Rutgers	Isaac	Ellies	Durant	C. Robinson	Carter	Jacobs	King, Kobe	King, Kalen	Reed	Winston	Dixon
at Michigan State	Isaac	Ellies	Durant	C. Robinson	Carter	Jacobs	King, Kobe	King, Kalen	Reed	Winston	Dixon

CAREER STARTS

Player	'19	'20	'21	'22	'23	Total	Player	'19	'20	'21	'22	'23	Total
Nourzad, Hunter (OL)	-	10+	10+	7	12	39	Durant, Zane (DT)	-	-	-	-	11	11
Wallace, Caedan (OL)	-	7	13	7	12	39	Robinson, Chop (DE)	-	-	1^	-	10	11
Lambert-Smith, KeAndre (WR)	-	5	13	7	12	37	King, Kobe (LB)	-	-	-	-	10	10
Jacobs, Curtis (LB)	-	-	11	11	12	34	Allen, Kaytron	-	-	-	3	6	9
Cephas, Dante (WR)	-	-	13@	8@	6	27	Ellies, Dvon (DT)	-	-	1	-	7	8
Johnson, Theo (TE)	-	1	6	8	12	27	Nelson, JB (OL)	-	-	-	-	8	8
Dixon, Johnny (CB)	1*	8*	-	5	11	25	Izzard, Coziah (DT)	-	-	7	-	-	7
Isaac, Adisa (DE)	-	-	-	12	12	24	Potts, Trey (RB)	-	-	4!	1!	-	5
Wormley, Sal (OL)	-	-	-	12	12	24	Wallace III, Harrison (WR)	-	-	-	-	5	5
Ellis, Keaton (S)	1	5	1	12	-	19	Ioane, Vega (OL)	-	-	-	-	4	4
King, Kalen (CB)	-	-	1	9	12	22	Shelton, Drew (OL)	-	-	-	4	-	4
Fashanu, Olumuyiwa (OL)	-	-	1	8	12	21	Hardy, Daequan (CB)	-	-	1	-	3	4
Beamon, Hakeem (DT)	-	-	-	11	6	17	Dennis-Sutton, Dani (DE)	-	-	-	-	2	2
Carter, Abdul (LB)	-	-	-	6	12	18	Clifford, Liam (WR)	-	-	-	-	1	1
McClain, Malik (WR)	-	-	9#	3#	1	13	Vilbert, Smith (DE)	-	-	1	-	-	1
Elsdon, Tyler (LB)	-	-	-	12	-	12							
Singleton, Nicholas (RB)	-	-	-	7	6	13							
Warren, Tyler (TE)	-	-	-	3	11	14							
Allar, Drew (QB)	-	-	-	-	12	12							
Reed, Jaylen (S)	-	-	-	-	12	12							
Winston Jr., Kevin (S)	-	-	-	-	12	12							

* Starts at South Carolina

+ Starts at Cornell

^ Starts at Maryland

Starts at Florida State

@ Starts at Kent State

! Starts at Minnesota

92 2023 PENN STATE FOOTBALL

PARTICIPATION CHART

	GP/GS	WVU	UDEL	at III	IOWA	at NU	UMASS	at OSU	IND	at UMD	MICH	RU	at MSU
0	Dominic DeLuca	12/0	XXX	XXX	XXX	XXX	XXX	XXX	XXX	XXX	XXX	XXX	XXX
1	KeAndre Lambert-Smith	12/12	START	START	START	START	START	START	START	START	START	START	START
1	Jaylen Reed	12/12	START	START	START	START	START	START	START	START	START	START	START
2	Liam Clifford	12/1	XXX	START	XXX	XXX	XXX	XXX	XXX	XXX	XXX	XXX	XXX
2	Keaton Ellis	12/0	XXX	XXX	XXX	XXX	XXX	XXX	XXX	XXX	XXX	XXX	XXX
3	Dante Cephas	12/6	XXX	XXX	XXX	START	START	XXX	XXX	XXX	START	START	START
3	Johnny Dixon	12/11	START	START	START	START	START	START	START	START	XXX	START	START
4	Kalen King	12/12	START	START	START	START	START	START	START	START	START	START	START
4	Malick Meiga	9/0	XXX	-	-	-	XXX	XXX	XXX	XXX	XXX	XXX	XXX
5	Cam Miller	12/0	XXX	XXX	XXX	XXX	XXX	XXX	XXX	XXX	XXX	XXX	XXX
5	Omari Evans	9/0	XXX	XXX	XXX	XXX	XXX	-	-	XXX	-	XXX	XXX
6	Zakee Wheatley	12/0	XXX	XXX	XXX	XXX	XXX	XXX	XXX	XXX	XXX	XXX	XXX
6	Harrison Wallace III	7/5	START	START	XXX	XXX	-	START	START	-	-	-	-
7	Kaden Saunders	11/0	XXX	XXX	XXX	XXX	XXX	XXX	-	XXX	XXX	XXX	XXX
8	DaKaari Nelson	1/0	-	XXX	-	-	-	-	-	-	-	-	-
9	King Mack	12/0	XXX	XXX	XXX	XXX	XXX	XXX	XXX	XXX	XXX	XXX	XXX
9	Beau Pribula	10/0	XXX	XXX	XXX	XXX	XXX	-	XXX	XXX	-	XXX	XXX
10	Mehki Flowers	3/0	-	XXX	-	XXX	-	XXX	-	-	-	-	-
10	Nicholas Singleton	12/6	START	XXX	START	XXX	START	START	XXX	START	XXX	START	XXX
11	Abdul Carter	12/12	START	START	START	START	START	START	START	START	START	START	START
11	Malik McClain	12/1	XXX	XXX	START	XXX	XXX	XXX	XXX	XXX	XXX	XXX	XXX
12	Anthony Ivey	1/0	XXX	-	-	-	-	-	-	-	-	-	-
12	Zion Tracy	12/0	XXX	XXX	XXX	XXX	XXX	XXX	XXX	XXX	XXX	XXX	XXX
13	Kaytron Allen	12/6	XXX	START	XXX	XXX	XXX	XXX	START	XXX	XXX	START	START
13	Tony Rojas	12/0	XXX	XXX	XXX	XXX	XXX	XXX	XXX	XXX	XXX	XXX	XXX
14	Tyrece Mills	6/0	-	XXX	-	-	XXX	XXX	-	-	XXX	-	XXX
14	Jaxon Smolik	1/0	-	XXX	-	-	-	-	-	-	-	-	-
15	Drew Allar	12/12	START	START	START	START	START	START	START	START	START	START	START
15	Amin Vanover	9/0	XXX	XXX	XXX	XXX	XXX	XXX	-	-	-	XXX	XXX
16	Khalil Dinkins	11/0	XXX	XXX	XXX	XXX	XXX	-	XXX	XXX	XXX	XXX	XXX
16	Elliot Washington II	9/0	XXX	XXX	XXX	XXX	XXX	XXX	-	-	-	XXX	-
17	Mason Stahl	3/0	-	XXX	XXX	-	XXX	-	-	-	-	-	-
18	Davon Townley	3/0	-	XXX	-	-	-	XXX	-	-	-	-	XXX
19	Jameil Lyons	7/0	XXX	XXX	-	-	-	XXX	-	XXX	-	XXX	XXX
20	Adisa Isaac	12/12	START	START	START	START	START	START	START	START	START	START	START
21	Carmelo Taylor	2/0	-	-	-	-	-	XXX	XXX	-	-	-	-
21	Kevin Winston Jr.	12/12	START	START	START	START	START	START	START	START	START	START	START
23	Curtis Jacobs	12/12	START	START	START	START	START	START	START	START	START	START	START
23	Trey Potts	12/0	XXX	XXX	XXX	XXX	XXX	XXX	XXX	XXX	XXX	XXX	XXX
24	Ta'Mere Robinson	3/0	-	XXX	-	-	-	XXX	-	-	-	-	XXX
25	Daequan Hardy	10/3	-	-	XXX	XXX	XXX	START	START	XXX	START	XXX	XXX
27	Lamont Payne Jr.	3/0	-	XXX	-	-	-	XXX	-	-	-	-	XXX
28	Zane Durant	12/11	START	XXX	START	START	START	START	START	START	START	START	START
29	Audavion Collins	5/0	XXX	XXX	-	-	-	XXX	-	XXX	-	-	XXX
31	Kolin Dinkins	11/0	XXX	XXX	XXX	XXX	-	XXX	XXX	XXX	XXX	XXX	XXX
32	Keon Wylie	12/0	XXX	XXX	XXX	XXX	XXX	XXX	XXX	XXX	XXX	XXX	XXX
33	Dani Dennis-Sutton	12/2	XXX	XXX	XXX	XXX	XXX	XXX	START	START	XXX	XXX	XXX
34	Tyler Holzworth	2/0	XXX	XXX	-	-	-	-	-	-	-	-	-
35	Blaise Sokach-Minnick	2/0	-	-	-	-	-	XXX	-	-	-	-	XXX
36	Zuriah Fisher	12/0	XXX	XXX	XXX	XXX	XXX	XXX	XXX	XXX	XXX	XXX	XXX
38	Tank Smith	3/0	-	XXX	-	-	-	XXX	-	-	XXX	-	-
39	Ty Blanding	1/0	-	XXX	-	-	-	-	-	-	-	-	-
41	Kobe King	12/10	START	START	START	START	START	XXX	XXX	START	START	START	START
43	Tyler Elsdon	12/0	XXX	XXX	XXX	XXX	XXX	XXX	XXX	XXX	XXX	XXX	XXX
44	Tyler Warren	12/11	START	XXX	START	START	START	START	START	START	START	START	START
44	Chop Robinson	10/10	START	START	START	START	START	START	START	-	START	START	START
48	Tyler Duzansky	12/0	XXX	XXX	XXX	XXX	XXX	XXX	XXX	XXX	XXX	XXX	XXX
48	Kaveion Keys	2/0	-	XXX	-	-	-	XXX	-	-	-	-	-
51	Hakeem Beamon	12/6	START	START	START	START	XXX	START	START	XXX	XXX	XXX	XXX
51	Dominic Rulli	12/0	XXX	XXX	XXX	XXX	XXX	XXX	XXX	XXX	XXX	XXX	XXX
52	Jordan van den Berg	11/0	XXX	XXX	XXX	XXX	XXX	XXX	-	XXX	XXX	XXX	XXX
53	Nick Dawkins	12/0	XXX	XXX	XXX	XXX	XXX	XXX	XXX	XXX	XXX	XXX	XXX
55	Chimdy Onoh	2/0	-	XXX	-	-	-	XXX	-	-	-	-	-
56	JB Nelson	10/8	START	XXX	START	START	START	-	-	XXX	START	START	START
57	Ibrahim Traore	1/0	-	-	-	-	-	XXX	-	-	-	-	-
58	Kaleb Artis	12/0	XXX	XXX	XXX	XXX	XXX	XXX	XXX	XXX	XXX	XXX	XXX
64	Hunter Nourzad	12/12	START	START	START	START	START	START	START	START	START	START	START
66	Drew Shelton	12/0	XXX	XXX	XXX	XXX	XXX	XXX	XXX	XXX	XXX	XXX	XXX
68	Anthony Donkoh	3/0	-	XXX	-	XXX	-	-	-	-	-	-	XXX
70	J'ven Williams	3/0	-	XXX	-	XXX	-	-	-	-	-	-	XXX
71	Vega Ioane	12/4	XXX	START	XXX	XXX	XXX	START	START	START	XXX	XXX	XXX
73	Caedan Wallace	12/12	START	START	START	START	START	START	START	START	START	START	START
74	Olumuyiwa Fashanu	12/12	START	START	START	START	START	START	START	START	START	START	START
77	Sal Wormley	12/12	START	START	START	START	START	START	START	START	START	START	START
78	Golden Israel-Achumba	12/0	XXX	XXX	XXX	XXX	XXX	XXX	XXX	XXX	XXX	XXX	XXX
80	Cristian Driver	6/0	-	XXX	XXX	-	XXX	-	-	XXX	-	-	XXX
81	Jan Mahlert	1/0	-	XXX	-	-	-	-	-	-	-	-	-
84	Theo Johnson	12/12	START	START	START	START	START	START	START	START	START	START	START
86	Jason Estrella	2/0	-	XXX	-	-	-	XXX	-	-	-	-	-
87	Andrew Rappleyea	3/0	-	XXX	-	-	-	XXX	-	-	-	-	XXX
88	Jerry Cross	5/0	-	XXX	XXX	XXX	-	XXX	-	-	-	-	XXX
91	Dvon Ellies	12/7	XXX	START	XXX	XXX	START	XXX	XXX	START	START	START	START
91	Alex Felkins	12/0	XXX	XXX	XXX	XXX	XXX	XXX	XXX	XXX	XXX	XXX	XXX
93	Sander Sahaydak	6/0	XXX	XXX	-	-	-	XXX	XXX	-	XXX	-	XXX
94	Jake Wilson	12/0	XXX	XXX	XXX	XXX	XXX	XXX	XXX	XXX	XXX	XXX	XXX
95	Riley Thompson	12/0	XXX	XXX	XXX	XXX	XXX	XXX	XXX	XXX	XXX	XXX	XXX
99	Coziah Izzard	10/0	-	-	XXX	XXX	XXX	XXX	XXX	XXX	XXX	XXX	XXX
99	Gabe Nwosu	12/0	XXX	XXX	XXX	XXX	XXX	XXX	XXX	XXX	XXX	XXX	XXX

THE LAST TIME...

PENN STATE

100+ Yards Rushing:	Kaytron Allen (137) & Nicholas Singleton (118) at Michigan State, 2023
150+ Yards Rushing:	202, Journey Brown vs. Memphis, 2019 ~
200+ Yards Rushing:	202, Journey Brown vs. Memphis, 2019 ~
300+ Yards Rushing:	327, Larry Johnson at Indiana, 2002
30-34 Rushing Attempts:	33, Saquon Barkley at Indiana, 2016
35+ Rushing Attempts:	35, Zach Zwinak vs. Nebraska, 2013
Three Touchdowns Rushing:	Nicholas Singleton vs. Delaware, 2023
Four Touchdowns Rushing:	Saquon Barkley at Pittsburgh, 2016
Five Touchdowns Rushing:	Ki-Jana Carter vs. Michigan State, 1994
60+ Yard Run:	87, Nicholas Singleton vs. Utah, 2022^
70+ Yard Run:	87, Nicholas Singleton vs. Utah, 2022^
80+ Yard Run:	87, Nicholas Singleton vs. Utah, 2022^
90+ Yard Run:	92, Saquon Barkley vs. Washington, 2017 @
Two Players Rush For 100 Yards:	Kaytron Allen (137) & Nicholas Singleton (118) at Michigan State, 2023
QB/RB Rush For 100 Yards:	Will Levis (108) & Journey Brown (103) vs. Rutgers, 2019
Four Rushing TD in One Quarter:	vs. UMass, (2nd; Belton [2], Zwinak [2]) 2014
300+ Yards Passing:	325, Drew Allar vs. West Virginia, 2023
350+ Yards Passing:	371, Sean Clifford vs. Ohio State, 2022
400+ Yards Passing:	401, Sean Clifford vs. Villanova, 2021
20-24 Pass Completions:	20, Drew Allar vs. Indiana, 2023
25-29 Pass Completions:	25, Drew Allar at Maryland, 2023
30-34 Pass Completions:	32, Sean Clifford vs. Ohio State, 2022
35+ Pass Completions:	37, Sean Clifford at Purdue, 2022
30-39 Pass Attempts:	34, Drew Allar at Maryland, 2023
40-49 Pass Attempts:	42, Drew Allar at Ohio State, 2023
50+ Pass Attempts:	52, Sean Clifford at Ohio State, 2021
Four Touchdown Passes:	Drew Allar at Maryland, 2023
Five Touchdown Passes:	Rashard Casey vs. Louisiana Tech, 2000
Four Interceptions Thrown:	Zack Mills at Boston College, 2004
300+ Yards Total Offense:	326 (325 P, 1 R), Drew Allar vs. West Virginia, 2022
350+ Yards Total Offense:	361 (371 P, -10 R), Sean Clifford vs. Ohio State, 2023
400+ Yards Total Offense:	452 (398 P, 54 R), Sean Clifford at Maryland, 2019
450+ Yards Total Offense:	452 (398 P, 54 R), Sean Clifford at Maryland, 2019
100+ Yards Receiving:	123, KeAndre Lambert-Smith vs. West Virginia, 2023
150+ Yards Receiving:	179, Parker Washington vs. Ohio State, 2022
200+ Yards Receiving:	242, Jahan Dotson at Maryland, 2021
Two Players w/ 100 Yards Receiving:	Jahan Dotson (127) & Parker Washington (108) at Ohio State, 2021
Two Players w/ 150 Yards Receiving:	Geno Lewis (173) & DaeSean Hamilton (165) vs. UCF, 2014 #
Back-to-Back 100 Yard Receiving Games:	KeAndre Lambert-Smith, (124 vs. Utah^; 123 vs. WVU), 2022-23
Three Straight 100-Yard Receiving Games:	Jahan Dotson, (108 vs. MSU; 189 at Illinois; 102 at Wisconsin), 2020-21
10+ Receptions:	11, Parker Washington vs. Ohio State, 2022
50+ Yard Reception:	57, KeAndre Lambert-Smith vs. Indiana, 2023
60+ Yard Reception:	72, KeAndre Lambert-Smith vs. West Virginia, 2023
70+ Yard Reception:	72, KeAndre Lambert-Smith vs. West Virginia, 2023
80+ Yard Reception:	88, KeAndre Lambert-Smith vs. Utah, 2022 ^
Three Touchdowns Receiving:	Jahan Dotson at Maryland, 2021
Four Touchdowns Receiving:	Bobby Engram vs. Minnesota, 1993
150+ All-Purpose Yards:	186 (118 Rush, 68 Rec), Nicholas Singleton at Michigan State, 2023
200+ All-Purpose Yards:	219 (179 Rush, 40 KR), Nicholas Singleton vs. Ohio, 2022
250+ All-Purpose Yards:	254 (242 Rec, 12 PR), Jahan Dotson at Maryland, 2021
300+ All-Purpose Yards:	358 (211 Rush, 94 Rec, 53 KR), Saquon Barkley at Iowa, 2017 (SR)
Five Touchdowns Scored:	5 (4 rushing, 1 receiving), Saquon Barkley at Pittsburgh, 2016
Kickoff Return For Touchdown:	100, Nicholas Singleton at Rutgers, 2022
Rushing, Receiving & Kickoff Return TD in a game:	Derrick Williams vs. Illinois, 2008
100-Yard Kickoff Return:	100, Nicholas Singleton at Rutgers, 2022
Punt Return For Touchdown:	2x (56, 68), Daequan Hardy vs. UMass, 2023
80-Yard Punt Return:	81, Jahan Dotson vs. Michigan State, 2020
Zero Punts in a Game:	Purdue, 2013
Multiple Interceptions:	2, Ji'Ayir Brown vs. Arkansas, 2022 \$
90-Yard Interception Return:	99, Michael Mauti at Illinois, 2012
Interception Return For Touchdown:	26, Dominic DeLuca vs. Delaware, 2023
Five Interceptions in a Game (Team):	at Rutgers, 2014
Multiple Forced Fumbles:	3, Lamont Wade, at Ohio State, 2019
Multiple Fumble Recoveries:	2, Curtis Jacobs vs. Iowa, 2023
Fumble Return For Touchdown (Defense):	(2); 14 yards, Kobe King; 70 yards, Ji'Ayir Brown at Rutgers, 2022
Fumble Return For Touchdown (Special Teams):	14 yds, Nick Scott (forced by Irvin Charles) vs. Indiana, 2017
Blocked Field Goal:	Arnold Ebiketie vs. Indiana, 2021
Blocked Field Goal For Touchdown:	60 yards, Grant Haley (Marcus Allen block) vs. Ohio State, 2016
Blocked Extra Point:	Parker Cothren at Northwestern, 2015
Blocked Punt:	Dominic DeLuca vs. UMass, 2023
Two Blocked Punts:	Jonathan Sutherland vs. Idaho, 2019
Blocked Punt For Touchdown:	0 yards, Michael Yancich (Mike Hull block) vs. Ohio State, 2012
Safety:	Team (Forced fumble rolled through end zone), vs. Indiana, 2023
Two-Point Conversion Attempt:	Drew Allar (pass completed to KeAndre Lambert-Smith) at Michigan State, 2023
Two-Point Conversion:	Drew Allar (pass completed to KeAndre Lambert-Smith) at Michigan State, 2023
50-Yard Field Goal:	50, Alex Felkins vs. Indiana, 2023
Four Field Goals:	Tyler Davis at Rutgers, 2016
Five Field Goals:	Collin Wagner vs. Temple, 2010

OPPONENT

100+ Yards Rushing:	145, Blake Corum, Michigan, 2023
150+ Yards Rushing:	(177) Donovan Edwards/(172) Blake Corum, Michigan, 2022
200+ Yards Rushing:	223, Chase Brown, Illinois, 2021
30-34 Rushing Attempts:	30, Mohammed Ibrahim, Minnesota, 2022
35+ Rushing Attempts:	44, Mike Hart, Michigan, 2007 (OR)
Three Touchdowns Rushing:	Trevor Siemian, Northwestern, 2014
Four Touchdowns Rushing:	Montee Ball, Wisconsin, 2011
50+ Yard Run:	66, Marcus Yarns, Delaware, 2023
60+ Yard Run:	66, Marcus Yarns, Delaware, 2023
70+ Yard Run:	71, Jonathan Taylor, Wisconsin, 2018
Two Players Rush For 100 Yards:	(177) Donovan Edwards/(172) Blake Corum, Michigan, 2022
300+ Yards Passing:	354, C.J. Stroud, Ohio State, 2022
400+ Yards Passing:	400, Brian Lewerke, Michigan State, 2017
500+ Yards Passing:	532, Case Keenum, Houston, 2011 (OR) *
25-29 Pass Completions:	29, Taulia Tagovailoa, Maryland, 2023
30-44 Pass Completions:	30, Aidan O'Connell, at Purdue, 2022
45+ Pass Completions:	45, Case Keenum, Houston, 2011 (OR) *
30-39 Pass Attempts:	39, Taulia Tagovailoa, Maryland, 2023
40-49 Pass Attempts:	43, Payton Thorne, Michigan State, 2022
50+ Pass Attempts:	57, Taulia Tagovailoa, at Maryland, 2021
60+ Pass Attempts:	60, Aidan O'Connell, at Purdue, 2022
Four Touchdown Passes:	4, Justin Fields, Ohio State, 2020
Five Touchdown Passes:	Sam Darnold, USC, 2016 ^
Four Interceptions Thrown:	Luke Altmyer, Illinois, 2023
Five Interceptions Thrown:	Gary Nova, Rutgers, 2014
300+ Yards Total Offense:	359 (354 P, 5 R), C.J. Stroud, Ohio State, 2022
400+ Yards Total Offense:	425 (400 P, 25 R), Brian Lewerke, Michigan State, 2017
500+ Yards Total Offense:	542 (532 P, 10 R), Case Keenum, Houston, 2011 (OR) *
100+ Yards Receiving:	104, DeQuee Carter, Indiana, 2023
150+ Yards Receiving:	162, Marvin Harrison Jr., Ohio State, 2023
200+ Yards Receiving:	228, Patrick Edwards, Houston, 2011 *
10+ Receptions:	11, Marvin Harrison Jr., Ohio State, 2023
50+ Yard Reception:	58, Jaxon Smith-Njigba from C.J. Stroud, Ohio State 2021
70+ Yard Reception:	70, Akrum Wadley from Nate Stanley, Iowa, 2017
80+ Yard Reception:	80, Dominique Barnes from Kurt Hess, Youngstown State, 2010
90+ Yard Reception:	90, DeQuee Carter from Brendan Sorsby, Indiana, 2023
Three Touchdown Receptions:	Deonta Burnett, USC, 2016 ^
Kickoff Return For Touchdown:	100, Darrynton Evans, Appalachian State, 2018
90-Yard Kickoff Return:	100, Darrynton Evans, Appalachian State, 2018
100-Yard Kickoff Return:	100, Darrynton Evans, Appalachian State, 2018
Punt Return For Touchdown:	58, Lynn Bowden Jr., Kentucky, 2018 +
70-Yard Punt Return:	75, Venric Mark, Northwestern, 2012
80-Yard Punt Return:	87, Willie Reid, Florida State, 2005 !
Multiple Interceptions:	2, J.T. Tuimolou, Ohio State, 2022
Interception Return For Touchdown:	14, J.T. Tuimolou, Ohio State, 2022
Fumble Return For Touchdown:	57, Jeron Cage, Ohio State, 2021
Blocked Punt:	Dominique Dafney, Iowa, 2018
Blocked Punt For Touchdown:	27, Larentee McCray, Florida, 2011 \$
Blocked Field Goal:	JerZahn Newton, Illinois, 2023
Blocked Extra Point:	Nick Aspey vs. Central Michigan, 2022
Safety:	2, Team (blocked punt, snap out of the end zone on punt), Iowa, 2018
Two Safeties:	Team (blocked punt, snap out of the end zone on punt), Iowa, 2018
Defensive Extra Point:	99, D.J. Johnson, Iowa, 2002
50-Yard Field Goal:	51, Jack Stone, Michigan State, 2022
Four Field Goals:	Noah Ruggles, Ohio State, 2021

- Croke Park Classic (Dublin, Ireland) | ! - Orange Bowl | \$ - Outback Bowl | ^ - Rose Bowl | * - TicketCity Bowl
@ - PlayStation Fiesta Bowl | + - VRBO Citrus Bowl | ~ - Goodyear Cotton Bowl

(SR) - School Record | (OR) - Opponent Record

(2); 14 yards, Kobe King (forced by Marquis Wilson); 70 yards, Ji'Ayir Brown (forced by Curtis Jacobs) at Rutgers, 2022