

INDIANA

2023 FOOTBALL GAME NOTES

BIG

PSU | LEO

GAME CENTER

GAME EIGHT // SATURDAY, OCTOBER 28, 2023 // CBS // NOON ET
BEAVER STADIUM (106,572) // UNIVERSITY PARK, PENNSYLVANIA

TELEVISION: CBS
Tom McCarthy (pbp), Jason McCourty (analyst), Tiffany Blackmon (sideline)

RADIO: Indiana Hoosier Sports Network
Don Fischer (pbp), Rhett Lewis (analyst), John Herrick

SIRIUSXM: 108 OR 195

INDIANA HOOSIERS

Last Game: L, 14-31 vs. Rutgers
Head Coach: Tom Allen
Career Record (Year): 32-45 (7th)
Record at IU (Year): Same

AT

2-5, 0-4 BIG TEN
0-2 ON THE ROAD

6-1, 3-1 BIG TEN
4-0 AT HOME

PENN STATE NITTANY LIONS

Last Game: L, 12-20 at #3/3 Ohio State
Head Coach: James Franklin
Career Record (Year): 108-52 (13th)
Record at PSU (Year): 84-37 (10th)

2023 SCHEDULE

#3/4 OHIO STATE // L, 3-23 // 50,050
Memorial Stadium // Bloomington, Indiana

INDIANA STATE // W, 41-7 // 42,775
Memorial Stadium // Bloomington, Indiana

LOUISVILLE // L, 14-21 // 22,308
Lucas Oil Stadium // Indianapolis, Indiana

AKRON // W, 29-27 (4OT) // 44,968
Memorial Stadium // Bloomington, Indiana

AT MARYLAND // L, 17-44 // 38,181
Memorial Stadium // College Park, Maryland

AT #2/2 MICHIGAN // L, 7-52 // 110,264
Michigan Stadium // Ann Arbor, Michigan

RUTGERS // L, 14-31 // 43,611
Memorial Stadium // Bloomington, Indiana

AT #10/10 PENN STATE // Noon // CBS
Beaver Stadium // University Park, Pennsylvania

WISCONSIN // Noon // BTN
Memorial Stadium // Bloomington, Indiana

AT ILLINOIS
Memorial Stadium // Champaign, Illinois

MICHIGAN STATE
Memorial Stadium // Bloomington, Indiana

AT PURDUE
Ross-Ade Stadium // West Lafayette, Indiana

SETTING THE SCENE

- Indiana goes back on the road for a noon kickoff against No. 10/10 Penn State on CBS. It will be the third true road game of the season for the Hoosiers, all three coming in Big Ten play.
- Saturday's game in Happy Valley will mark the 13th contest for Indiana at Beaver Stadium since Penn State joined the Big Ten in 1993. The two teams have played 12 times in Bloomington and twice at neutral sites, both with Indiana as the home team (2010, FedEx Field - Landover, Maryland; 2000, RCA Dome - Indianapolis).
- The two programs have met in 27 of Penn State's 31 seasons in the conference and every season since 2007.
- Three of Indiana's final five games of the season will be away from home, with Penn State, Illinois, and Purdue all hosting IU down the stretch. The Hoosiers host Wisconsin and Michigan State at Memorial Stadium to close out its home slate.

NEWS & NOTES

- Per Pro Football Focus, redshirt senior **Andre Carter** ranks No. 10 in the Big Ten with 21 total pressures (sacks, QB hits or hurries), a total that sits tied for No. 45 in the Power 5.
- With 2.0 tackles for loss in each of the first two games of the season, Carter's 4.0 TFLs were the most by a Hoosier in the first two games of a season since 2004 when **Kyle Killion** posted 5.5 tackles for loss.

MORE ON PAGE 13

- With 59 tackles, redshirt senior **Aaron Casey** ranks No. 6 in the Big Ten and his 8.4 tackles per game are No. 36 nationally entering Week 9. His 8.0 tackles for loss are No. 2 in the Big Ten and includes 3.0 sacks.

MORE ON PAGE 12

- Sophomore **Jaylin Lucas** produced the first multi-touchdown game of his career in Week 2 versus Indiana State with a pair of rushing scores. He has eight career touchdowns (four rush, two receiving, two KR) after a 44-yard receiving score at Michigan in Week 7.

MORE ON PAGE 9

- Redshirt freshman **Brendan Sorsby** threw for a score and rushed for a touchdown against Rutgers in a Week 8 start at quarterback. The passing score was the third of his career and the rushing touchdown marked the first of his career - a 4-yard score.

MORE ON PAGE 8

- Senior **Louis Moore** grabbed his first career interception in the second quarter versus Akron and followed that with his first defensive touchdown in the third quarter on a 22-yard interception return for a score versus the Zips.

MORE ON PAGE 15

- With three interceptions on the season, sophomore **Phillip Dunnam** continues to sit tied for No. 2 on the Big Ten leaderboard and tied for No. 14 in the FBS. One of two true freshman not to redshirt in 2022, Dunnam has takeaways versus No. 3/4 Ohio State, Louisville, and Akron.

- The Indiana special teams units blocked its first kick of the 2023 season at Maryland to move its streak to 12 straight seasons with at least one blocked kick. Special teams coordinator **Kasey Teegardin's** crew has blocked at least one kick in each of his four seasons as the corps leader.

MORE ON PAGE 17

BY THE NUMBERS

4 Overtimes against Akron to mark the longest game in program history. Previous long was two overtimes on six occasions.


19 Quarterback hurries by **Andre Carter** per Pro Football Focus over the first eight weeks to rank No. 4 in the Big Ten and tied for No. 31 nationally. **MORE ON PAGE 13**

3 Takeaways against Akron for the 16th game for Indiana's defense with 3+ takeaways under head coach **Tom Allen**.

19 Of the 23 scholarship transfer student-athletes made their Indiana debut on the season. Of those, 18 appeared in the season opener and 10 have made at least one start in 2023.

WHAT'S INSIDE

| | | | | | |
|------|--------------------------------|-------|---------------------------|--------|--------------------------|
| P1 | Setting the Scene/News & Notes | PB-17 | Positional Notes | P18 | Head Coach Tom Allen |
| P2 | Media Information/Quick Facts | 8 | Quarterbacks | P19 | Coaching Staff |
| | Pronunciation Guide | 9 | Running Backs | P20-22 | 2023 Roster |
| P3 | Rutgers: Past & Present | 10 | Wide Receivers | P23-52 | Student-Athlete Bios |
| P4 | BIG Standings/NCAA Rankings | 11 | Tight Ends/Offensive Line | P53-71 | 2023 Statistics |
| P5-7 | Team Notes | 12 | Linebackers | P72 | George Taliaferro Statue |
| 5 | #ProIU/At the Start | 13 | Defensive Line | P73 | Terry Tallen Locker Room |
| 6 | IU Players/Scouts of the Week | 14 | Cornerbacks | P74 | In the Booth |
| 7 | National Polls/Honors Tracker | 15 | Safeties | | |
| | | 16 | Outside Linebackers | | |
| | | 17 | Specialist | | |



GAME WEEK MEDIA SCHEDULE

| MONDAY | TUESDAY | WEDNESDAY | THURSDAY | FRIDAY | SATURDAY |
|--|---|---|---|------------------------------|--|
| <p>11 a.m. Weekly Press Conference Henke Hall of Champions</p> <p><i>11 a.m. - Tom Allen 11:30 a.m. - Carey/Guerrieri Noon - Student-Athletes Lunch</i></p> | <p>11 a.m. Student-Athlete Availability Football Team Room</p> | <p>7:05 p.m. Inside Indiana Football w/ Tom Allen Chop Shop Market & Table</p> | <p>11:30 a.m. Tom Allen Press Conference Zoom</p> <p><i>Contact Jeff Keag for Zoom information</i></p> | <p>No media availability</p> | <p>Noon Indiana at Penn State Beaver Stadium TV: CBS</p> <p><i>Head coach Tom Allen and selected student-athletes will be available following the game.</i></p> |

MEDIA INFORMATION

STRATEGIC COMMUNICATIONS CONTACTS

Senior assistant athletic director for strategic communications and football contact **Jeff Keag** (812-855-6209 office, 812-219-2925 cell, jkeag@indiana.edu) and assistant athletic director for strategic communications **Greg Campbell** (814-876-0824 cell, campbeg@iu.edu) handle all media requests for the Indiana football program.

WEEKLY PRESS CONFERENCE

Indiana head coach **Tom Allen** will hold his weekly press conference every Monday during the regular season at 11 a.m. ET in the Henke Hall of Champions. Allen will open the weekly press availability at 11 a.m., followed by offensive coordinator **Rod Carey** and co-defensive coordinator/safeties coach **Matt Guerrieri** at 11:30 and 11:45, respectively. Student-athletes will be available starting at noon.

Lunch will be provided. Live streaming will be made available on IUHoosiers.com and a transcript will be provided by ASAP Sports.

PRACTICE SCHEDULE

Practices are closed to the media. Requested coaches and student-athletes will be available in the Football Team Room in the North End Zone complex for post-practice interviews on Tuesdays.

Allen, Carey, Guerrieri, and student-athletes made available at Monday's press conference will not be available.

INTERVIEW REQUESTS

All requests for head and assistant coaches should be directed to **Jeff Keag**. Student-athlete requests can be made to **Greg Campbell**. Personal phone numbers will not be made available to media. Student-athletes have been instructed not to conduct interviews when contacted without prior approval from the strategic communications staff. Please contact Campbell if you would like to contact student-athlete family members.

POSTGAME INTERVIEW POLICY

The Indiana locker room is closed at all times. A strategic communications staff member will collect student-athlete requests in the press box midway through the fourth quarter. Requested student-athletes will be available in the weight room of the North End Zone Complex immediately following head coach Tom Allen's post-game press conference.

Allen will be available in the Football Team Room of the North End Zone Complex following his post-game radio duties. Post-game interviews on the road will be held in accordance with the host school's procedures.

CREDENTIALS

Working credentials for the 2023 Indiana football season must be requested at clients.sportssystem.com/clients/indiana.

Credentials may be mailed to a provided address. To guarantee that your credential is mailed in a timely fashion, your request should be made 10 days prior to the game. All requests made during the week of the game will be held at media will call, which is located at ticket booth No. 3 located on the west side of Memorial Stadium and opens three hours prior to kickoff.

IUHOOSIERS.COM

IUHoosiers.com is the official web site of the Indiana football program. This is the best and most efficient way for media wishing to receive updated information on Indiana football.

SOCIAL MEDIA

Follow Indiana Football on Twitter and Instagram (@IndianaFootball) and Facebook (facebook.com/IndianaFootball). Head coach **Tom Allen** is on Twitter (@CoachAllenIU) and Facebook (facebook.com/CoachAllenIU).

PRONUNCIATION GUIDE

| | | | |
|----|---|----|--|
| 0 | Andison Coby CO-bee | 68 | Robby Kowalewski Kahv-uh-less-key |
| 4 | DeQuee Carter duh-kee-ss | 80 | Derrick Bohler Bowl-er |
| 19 | Josh Sanguinetti Sang-win-net-ee | 83 | Eli Jochem Yo-come |
| 20 | Louis Moore Lou-iss | 84 | Aaron Steinfeldt Stine-felt |
| 29 | Luke Hauptert Hop-ert | 90 | J'mari Monette Juh-marr-E Moe-net |
| 39 | Nicolas Radicic rad-ih-chich | 91 | LeDarrius Cox LEE-dare-E-iss |
| 41 | Lanell Carr Jr. Luh-nell | 95 | Sean Wracher Rather |
| 43 | Matt Hohlt Holt | 96 | Philip Blidi blee-dee |
| 53 | Vincent Fiacable FEE-uh-cable | 96 | Alejandro Quintero Al-A-han-dro kwin-tear-O |
| 56 | Mike Katic Kay-tick | | |
| 67 | Kahlil Benson CUH-lil | | |

QUICK FACTS

UNIVERSITY FACTS

| | |
|---|---------------------------------|
| Location | Bloomington, Ind. |
| Population | 85,755 |
| Founded | 1820 |
| Joined Big Ten | 1899 |
| First Year of Big Ten Football | 1900 |
| Enrollment | 48,952 |
| Nickname | Hoosiers |
| Colors | Cream and Crimson |
| Marching Band | Marching Hundred |
| President | Pamela Whitten |
| Director of Athletics | Scott Dolson |
| Senior Woman Administrator | Mattie White |
| Faculty Representative | Dr. Kurt Zorn |
| Ticket Office Phone | 866-IUSPORTS |
| Website | IUHoosiers.com |
| Twitter | @IndianaFootball, @CoachAllenIU |
| Facebook/Instagram | @IndianaFootball |

HEAD COACH

| | |
|---|--------------------------------------|
| Head Coach | Tom Allen |
| Alma Mater | (Maranatha Baptist '92; Indiana '02) |
| Career Record (Yrs) | 32-45 (Seventh Season)* |
| <i>Record at Indiana (Yrs)</i> | Same |
| <i>*Coached in the 2016 Foster Farms Bowl</i> | |

COACHING STAFF

Craig Johnson - Associate Head Coach/Running Backs
 Brandon Shelby - Assistant Head Coach/Cornerbacks
 Rod Carey - Offensive Coordinator
 Bob Bostad - Run Game Coordinator/Offensive Line
 Matt Guerrieri - Co-Defensive Coordinator/Safeties
 Paul Randolph - Defensive Line
 Anthony Tucker - Co-Offensive Coordinator/Wide Receiver
 Kasey Teegardin - Special Teams Coordinator/Outside Linebackers
 Chad Wilt - Defensive Coordinator/Linebackers
 Kevin Wright - Tight End

STRATEGIC COMMUNICATIONS

| | |
|------------------------------------|-------------------|
| Football Contact | Jeff Keag |
| <i>Office Phone</i> | 812-855-6209 |
| <i>Cell Phone</i> | 812-219-2925 |
| <i>Email</i> | jkeag@indiana.edu |
| Secondary Contact | Greg Campbell |
| <i>Cell Phone</i> | 814-876-0824 |
| <i>Email</i> | campbeg@iu.edu |
| Fax | 812-855-9401 |
| Press Box Phone | 812-855-2754 |

TEAM INFORMATION

| | |
|---|----------------|
| Offensive Formation | Multiple |
| Defensive Formation | Multiple |
| Letterwinners Returning/Lost | 49/46 |
| <i>Offense</i> | 23/24 |
| <i>Defense</i> | 23/21 |
| <i>Special Teams</i> | 3/1 |
| Starters Returning/Lost | 8/14 |
| 2022 Overall Record | 4-8 |
| 2022 Big Ten Record/Finish | 2-7/6th (East) |

collegepressbox
SINCE 2005 EVERYTHING BUT THE PREGAME REAL

COLLEGEPRESSBOX.COM is the official media website for FBS football. Access and download game notes, quotes, statistics, media guides, headshots, logos and more for each conference and its member institutions, postseason games, awards and the College Football Playoff. Register for access at collegepressbox.com/register.

PENN STATE: PAST AND PRESENT



INDIANA HOOSIERS

2-5, 0-4 B1G (Home: 2-2, Away: 0-2, Neutral: 0-1)



PENN STATE NITTANY LIONS

6-1, 3-1 B1G (Home: 4-0, Away: 2-1)



NATIONAL RANKINGS

2023 STATISTICAL LEADERS

Table with 2 columns: Player Name and Stats. Categories include Passing, Rushing, Receiving, Tackles, Sacks, Interceptions, and Scoring.

2023 STATISTICAL LEADERS

Table with 2 columns: Player Name and Stats. Categories include Passing, Rushing, Receiving, Tackles, Sacks, Interceptions, and Scoring.

Table with 4 columns: Indiana Avg., NCAA Rank, Category, Penn State NCAA Rank, and Penn State Avg. Lists various performance metrics.

LAST MEETING

Summary table of the last meeting between Penn State and Indiana, showing scores by quarter and final score.

SERIES HISTORY

Summary table of the series history between Penn State and Indiana, including longest win streaks and margins of victory.

Game log table listing game dates, opponents, and key plays for both teams.

Summary table comparing PSU and IND statistics across various categories like First Down, Rushing Yards, etc.

RUSHING (Att-Yards): Penn State- Allen, Kaytron 18-86; Singleton, Nicholas 16-73; Allar, Drew 3-11; Smith, Tank 6-6; ...

PASSING (Att-Comp-TD-Yards): Penn State- Clifford, Sean 15-23-1-229; Allar, Drew 9-12-0-75. Indiana- Tuttle, Jack 9-12-0-82; ...

RECEIVING (Rec-Yards): Penn State- Tinsley, Mitchel 5-63; Johnson, Theo 4-43; Washington, Parker 4-30; Clifford, Liam 3-31; ...

INTERCEPTIONS (INT-Yards): Penn State-Dennis-Sutton, Dani 1-20; King, Kalen 1-0. Indiana- Mullen, Tiawan 1-0.

FUMBLES (FR-Yards): Penn State- Washington, Parker 1-0. Indiana- Lucas, Jaylin 1-0.

SACKS (UA-A): Penn State- Robinson, Chop 1-0; Tarburton, Nick 1-0; Ellies, Dvon 1-0; ...

TACKLES (UA-A): Penn State- King, Kobe 5-3; Reed, Jaylen 4-1; Winston, Kevin 3-0; Tarburton, Nick 3-0; ...

NOTES: ^ - FedEx Field - Landover - Md. @ - RCA Dome - Indianapolis - Ind.

BIG TEN BRIEFING

B1G STANDINGS

EAST DIVISION

| | B1G | PCT. | H | A | DIV | STREAK | OVERALL | PCT. | HOME | AWAY | NTRL | STREAK |
|----------------|-----|-------|-----|-----|-----|--------|---------|-------|------|------|------|--------|
| Michigan | 5-0 | 1.000 | 2-0 | 3-0 | 3-0 | W5 | 8-0 | 1.000 | 5-0 | 3-0 | -- | W8 |
| Ohio State | 4-0 | 1.000 | 2-0 | 2-0 | 3-0 | W4 | 7-0 | 1.000 | 4-0 | 3-0 | -- | W7 |
| Penn State | 3-1 | .750 | 1-0 | 2-1 | 0-1 | L1 | 6-1 | .857 | 4-0 | 2-1 | -- | L1 |
| Rutgers | 3-2 | .600 | 2-0 | 1-2 | 2-1 | W2 | 6-2 | .750 | 5-0 | 1-2 | -- | W2 |
| Maryland | 2-2 | .500 | 1-1 | 1-1 | 2-1 | L2 | 5-2 | .714 | 4-1 | 1-1 | -- | L2 |
| Indiana | 0-4 | .000 | 0-2 | 0-2 | 0-4 | L4 | 2-5 | .286 | 2-2 | 0-2 | 0-1 | L3 |
| Michigan State | 0-4 | .000 | 0-2 | 0-2 | 0-3 | L4 | 2-5 | .286 | 2-3 | 0-2 | -- | L5 |

WEST DIVISION

| | B1G | PCT. | H | A | DIV | STREAK | OVERALL | PCT. | HOME | AWAY | NTRL | STREAK |
|--------------|-----|------|-----|-----|-----|--------|---------|------|------|------|------|--------|
| Wisconsin | 3-1 | .750 | 1-1 | 2-0 | 2-1 | W1 | 5-2 | .714 | 3-1 | 2-1 | -- | W1 |
| Iowa | 3-2 | .600 | 2-1 | 1-1 | 2-1 | L1 | 6-2 | .750 | 4-1 | 2-1 | -- | L1 |
| Minnesota | 2-2 | .500 | 1-1 | 1-1 | 2-1 | W1 | 4-3 | .571 | 3-1 | 1-2 | -- | W1 |
| Nebraska | 2-2 | .500 | 1-1 | 1-1 | 2-1 | W2 | 4-3 | .571 | 3-1 | 1-2 | -- | W2 |
| Northwestern | 1-3 | .250 | 1-1 | 0-2 | 1-1 | L2 | 3-4 | .429 | 3-1 | 0-3 | -- | L1 |
| Purdue | 1-3 | .250 | 1-2 | 0-1 | 1-2 | L2 | 2-5 | .286 | 1-4 | 1-1 | -- | L2 |
| Illinois | 1-4 | .200 | 0-3 | 1-1 | 0-3 | L1 | 3-5 | .375 | 2-3 | 1-2 | -- | L1 |

THIS WEEK IN THE B1G

Saturday, Oct. 28

| | | |
|-----------------------------|-----------|-----|
| Maryland at Northwestern | Noon | BTN |
| Indiana at Penn State | Noon | CBS |
| Purdue at Nebraska | 3:30 p.m. | FS1 |
| Michigan State at Minnesota | 3:30 p.m. | BTN |
| Ohio State at Wisconsin | 7:30 p.m. | NBC |

All Times ET

NCAA/BIG TEN RANKINGS SUMMARY

TEAM RANKINGS

| | NCAA | B1G | TOTAL |
|---------------------------------|------|-----|---------|
| OFFENSE | | | |
| 3rd Down Conversion Pct | 86 | 9 | .376 |
| 4th Down Conversion Pct | 115 | 12 | .316 |
| Completion Percentage | 101 | 10 | .571 |
| First Downs Offense | 108 | 11 | 129 |
| Fumbles Lost | 85 | 7 | 5 |
| Passes Had Intercepted | 40 | 6 | 5 |
| Passing Offense | 100 | 10 | 198.0 |
| Passing Yards per Completion | 91 | 9 | 11.09 |
| Red Zone Offense | 119 | 12 | .722 |
| Rushing Offense | 110 | 12 | 113.7 |
| Sacks Allowed | 42 | 8 | 1.71 |
| Scoring Offense | 122 | 14 | 17.9 |
| Tackles for Loss Allowed | 60 | 9 | 5.43 |
| Team Passing Efficiency | 111 | 9 | 114.71 |
| Total Offense | 116 | 11 | 311.7 |
| Turnovers Lost | 61 | 8 | 10 |
| DEFENSE | | | |
| 3rd Down Conversion Pct Defense | 52 | 9 | .365 |
| 4th Down Conversion Pct Defense | 86 | 8 | .545 |
| Defensive TDs | 39 | 3 | 1 |
| First Downs Defense | 53 | 8 | 137 |
| Fumbles Recovered | -- | -- | -- |
| Passes Intercepted | 56 | 7 | 6 |
| Passing Yards Allowed | 23 | 7 | 191.7 |
| Red Zone Defense | 100 | 11 | .889 |
| Rushing Defense | 106 | 14 | 174.4 |
| Scoring Defense | 95 | 13 | 29.3 |
| Team Passing Efficiency Defense | 77 | 13 | 134.47 |
| Team Sacks | 91 | 11 | 1.86 |
| Team Tackles for Loss | 105 | 10 | 4.90 |
| Total Defense | 58 | 12 | 366.1 |
| Turnovers Gained | 114 | 14 | 6 |
| SPECIAL TEAMS | | | |
| Blocked Kicks | 30 | 3 | 1 |
| Blocked Kicks Allowed | 66 | 8 | 1 |
| Blocked Punts | -- | -- | -- |
| Blocked Punts Allowed | 95 | 10 | 1 |
| Kickoff Return Defense | 58 | 9 | 18.71 |
| Kickoff Returns | 103 | 12 | 17.67 |
| Net Punting | 75 | 12 | 38.33 |
| Punt Return Defense | 84 | 12 | 9.11 |
| Punt Returns | 117 | 13 | 2.88 |
| TEAM | | | |
| Fewest Penalties | 35 | 8 | 38 |
| Fewest Penalties Per Game | 43 | 8 | 5.43 |
| Fewest Penalty Yards | 44 | 8 | 337 |
| Fewest Penalty Yards Per Game | 51 | 8 | 48.14 |
| Time of Possession | 71 | 8 | 29:54 |
| Turnover Margin | 105 | 12 | (-0.57) |
| Winning Percentage | 103 | 12 | .286 |

INDIVIDUAL RANKINGS

| | NCAA | B1G | TTL | | NCAA | B1G | TTL | |
|---------------------------------|-----------------|-----|-----|----------------------|------------------------|----------------|-----|------|
| OFFENSE | | | | DEFENSE | | | | |
| All Purpose | Jaylin Lucas | 58 | 3 | 99.29 | Forced Fumbles | -- | -- | |
| Completion Percentage | Tayven Jackson | 65 | 7 | .609 | Fumbles Recovered | -- | -- | |
| Completions Per Game | Tayven Jackson | 89 | 8 | 13.0 | Interceptions Per Game | Phillip Dunnam | 14 | 2 |
| Passing Efficiency | Tayven Jackson | 93 | 8 | 118.3 | Louis Moore | 61 | 8 | 0.3 |
| Passing TDs | -- | -- | -- | Passes Defended | -- | -- | -- | |
| Passing Yards | Tayven Jackson | 112 | 12 | 914 | Sacks | Lanell Carr | 130 | 16 |
| Passing Yards Per Game | Tayven Jackson | 90 | 8 | 152.3 | Aaron Casey | 130 | 16 | 0.43 |
| Passing Yards per Completion | Tayven Jackson | 64 | 6 | 11.72 | Solo Tackles | Aaron Casey | 5 | 3 |
| Receiving TDs | Jaylin Lucas | 193 | 17 | 2 | Tackles For Loss | -- | -- | -- |
| Receiving Yards | -- | -- | -- | Total Interceptions | Phillip Dunnam | 14 | 2 | 3 |
| Receiving Yards Per Game | -- | -- | -- | Louis Moore | 51 | 8 | 2 | |
| Receptions Per Game | Jaylin Lucas | 105 | 7 | 4.1 | Total Tackles | Aaron Casey | 36 | 5 |
| Rush Yards Per Carry | -- | -- | -- | Phillip Dunnam | 195 | 21 | 6.1 | |
| Rushing TDs | -- | -- | -- | Louis Moore | 282 | 29 | 5.4 | |
| Rushing Yards | -- | -- | -- | Jacob Mangum-Farrar | 445 | 47 | 4.6 | |
| Rushing Yards Per Game | -- | -- | -- | SPECIAL TEAMS | | | | |
| Total Offense | Tayven Jackson | 102 | 10 | 148.8 | Blocked Kicks | -- | -- | |
| Yards per Pass Attempt | Tayven Jackson | 65 | 4 | 7.14 | Combined Kick Returns | Jaylin Lucas | 46 | 3 |
| Yards per Reception | Cam Camper | 60 | 6 | 16.76 | Field Goal Percentage | -- | -- | |
| | Omar Cooper Jr. | 125 | 13 | 14.50 | Field Goals Per Game | Chris Freeman | 107 | 12 |
| SCORING | | | | Kickoff Return TDs | -- | -- | -- | |
| Points Responsible For | -- | -- | -- | Kickoff Returns | Jaylin Lucas | 34 | 3 | |
| Points Responsible For Per Game | -- | -- | -- | Punt Return TDs | -- | -- | -- | |
| Scoring | -- | -- | -- | Punt Returns | -- | -- | -- | |
| Total Points Scored | -- | -- | -- | Punting | James Evans | 11 | 2 | |
| Total Touchdowns | -- | -- | -- | | | | | |

TEAM NOTES

L-E-O EQUATES TO W-I-N

Indiana head coach **Tom Allen** collected his 30th career win as the frontman for the Hoosiers at Michigan State in 2022 to join a select group of IU head coaches in the program's history.

Over his first five seasons, Allen's 26 wins tied for the most by a Hoosier head coach with the program's all-time winningest coach, **Bill Mallory**.

Allen is now No. 6 on the all-time list at 32 career victories. Next on the list is **James H. Horne's** 33 wins from 1898-1904.

| Overall Wins | Head Coach | Years | First Five Seasons |
|--------------|---------------------|---------------------|--------------------|
| 69 | Bill Mallory | 1984-96 | 26 |
| 63 | Alvin "Bo" McMillin | 1934-47 | 18 |
| 41 | Lee Corso | 1973-82 | 15 |
| 35 | James M. Sheldon | 1905-13 | 21 |
| 33 | James H. Horne | 1898-1904 | 23 |
| 32 | Tom Allen | 2016-present | 26 |
| 31 | John Pont | 1965-72 | 22 |

PRO FOOTBALL VENUES

The Week 3 contest versus Louisville at Lucas Oil Stadium, home of the NFL's Indianapolis Colts, marked the 26th game played inside an NFL stadium in program history.

Of those 26 games, five of those games have been played in the Indianapolis Colts home venue. IU played two games in the Hoosier/RCA Dome (1984, 2000) and has played in Lucas Oil Stadium three times (2011, 2019, 2023).

| Games | Years | Venue (Location) |
|-------|------------------------------|--------------------------------------|
| 12 | 1982, 84, 86, 87, 90 | Metrodome (Minneapolis) |
| | 92, 93, 97, 99, 2003, 06, 08 | |
| 3 | 2011, 19, 23 | Lucas Oil Stadium (Indianapolis) |
| 2 | 1984, 2000 | Hoosier/RCA Dome (Indianapolis) |
| 2 | 1987, 90 | Fulton County Stadium (Atlanta) |
| 1 | 1939 | Polo Grounds (New York City) |
| | 1979 | San Diego Stadium |
| | 2010 | FedEx Field (Landover, Md.) |
| | 2012 | Gillette Stadium (Foxboro, Mass.) |
| | 2016 | Levi's Stadium (Santa Clara, Calif.) |
| | 2019 | TIAA Bank Field (Jacksonville, Fla.) |
| | 2020 | Raymond James Stadium (Tampa, Fla.) |

Indiana has won seven games in professional stadiums and won its 2019 trip to Lucas Oil Stadium with a 34-24 victory over Ball State under head coach **Tom Allen**.

ONE-SCORE SQUAD

Over head coach **Tom Allen's** tenure, Indiana has played 30 games decided by eight-or-fewer points, including two during the 2023 season. His resume features 13 wins, including three wins in each of the 2022, 2019 and 2018 seasons.

In Week 4, Indiana scored won a four overtime contest over Akron in the second one possession game of the season. The first was a comeback attempt that fell just short, 21-14, versus Louisville at Lucas Oil Stadium in Week 3.

In 2022, Indiana played five one possession games to mark its most since it played six during the 2018 season. The Hoosiers finished 3-2 in those games, including a 39-31 double-overtime victory at Michigan State to win the Old Brass Spittoon.

Allen started his tenure at the head of the program with a one possession contest against Utah in the Foster Farms Bowl.

SQUAD GOALS: INDIANA STATE EDITION

Against Indiana State on Sept. 8, the Indiana football program accomplished some things it hadn't done in a while and put some numbers among the program's top 10 in school history.

Defense:

- Allowed just 93 yards of total offense, which are the second fewest yards allowed by an Indiana defense since at least 1996. The fewest yards of total offense allowed by a Hoosier defense is 75 yards versus Rutgers in 2019.
- The 21 passing yards allowed are the third fewest allowed by Indiana since at least 1996. IU allowed zero passing yards against Charleston Southern in 2017 and one yard to Rutgers in 2019.
- Held Indiana State to just eight first downs in the game, its fewest in a game since it allowed six to Rutgers in 2019. It is the fifth time since at least 1996 that Indiana allowed eight-or-fewer first downs in a game.

Offense:

- The offense gained 33 first downs tied for No. 10 all-time in a single game in program history and were the most since 35 at Western Kentucky in 2021.
- With 558 yards of total offense, it marked the eighth time under head coach **Tom Allen** the offense gained at least 500 yards of total offense and the first since Western Kentucky in 2021.
- The 340 yards (116 rushing; 224 passing) of total offense in the first half are the most in a half since it gained 351 yards (100 rushing; 251 passing) at Rutgers in 2016.
- Five Indiana rushing touchdowns were the most by an IU team since it had six against Maryland in 2016. The five rushing touchdowns are the most by a Allen coached team.
- Indiana converted 12 of the 16 third down attempts in the game, its most in a single game since 2013. Indiana converted 16 of 18 attempts that season against Purdue. IU also converted 12 third down conversions at Cincinnati in 2022.

OVERTIME RECORD

Indiana played its 15th overtime contest all-time during Week 4 against Akron and improved its record to 8-7 in those games. The four overtime contest with the Zips is the longest game in program history.

Of the 15 overtime contests, seven of them have gone multiple overtimes. Six of those are double overtime games, while the Week 4 ofur overtime game is the other.

Versus the Zips, Indiana and Akron both scored touchdowns in the first overtime and kicked field goals in the second extra period. Neither team converted the two-point conversion play in the third overtime.

In the fourth overtime, **Tayven Jackson** found **DeQuece Carter** on IU's conversion attempt to start the period. The IU defense then forced an incompleton on Akron's attempt to earn the win.

Head coach **Tom Allen** improved to 5-1 all-time in overtime contests, with those five wins a part of his 13 victories in games decided by eight points or fewer.

#PROIU

Indiana are again well represented in the National Football League as 14 former Hoosiers are part of NFL organizations.

Of the 14 Hoosiers, 12 of those played for head coach Tom Allen, with **Luke Haggard**, **Cam Jones**, **Tiawan Mullen** and **Jaylin Williams** all entering their first NFL seasons.

The longest tenured Hoosier in the NFL is Saffold, who will begin his 14th season (missed 2019 due to injury) in 2022. **Dan Feeney** (7th), **Nate Sudfeld** (7th) and **Ian Thomas** (6th) have all spent at least five seasons in the NFL. **Nick Westbrook-Ikhine** begins his fourth season with the Tennessee Titans.

| | |
|--------------------------|----------------------|
| Ryder Anderson * | New York Giants |
| Dan Feeney | Chicago Bears |
| Luke Haggard * | Tampa Bay Buccaneers |
| Payton Hendershot | Dallas Cowboys |
| Caleb Jones | Green Bay Packers |
| Cam Jones | Kansas City Chiefs |
| Raheem Layne | Los Angeles Chargers |
| Marcelino McCrary-Ball * | New York Jets |
| Micah McFadden | New York Giants |
| Tiawan Mullen * | Philadelphia Eagles |
| Nate Sudfeld ^ | Detroit Lions |
| Ian Thomas | Carolina Panthers |
| Nick Westbrook-Ikhine | Tennessee Titans |
| Jaylin Williams * | Minnesota Vikings |

* - Practice Squad | ^ - Injured Reserve

AT THE START

| Opponent | Coin Toss | Choice | IU 1st Drive | Opponent 1st Drive | Game Captains |
|----------------|------------|----------------------|--------------|--------------------|--|
| OHIO STATE | Ohio State | Defer - IU Received | 3-and-Out | Touchdown | Andre Carter, Aaron Casey, Mike Katic, Noah Pierre |
| INDIANA STATE | Indiana | Defer - ISU Received | Touchdown | 3-and-Out | Cam Camper, Andre Carter, Aaron Casey, Noah Pierre |
| vs. Louisville | Louisville | Defer - IU Received | Punt | Missed FG | Andre Carter, Mike Katic, Noah Pierre |
| AKRON | Akron | Defer - IU Received | 3-and-Out | Interception | Andre Carter, Aaron Casey, Mike Katic, Noah Pierre |
| at Maryland | Indiana | Defer - UMD Received | Field Goal | Touchdown | Andre Carter, Aaron Casey, Mike Katic, Noah Pierre |
| at Michigan | Michigan | Defer - IU Received | 3-and-Out | 3-and-Out | Andre Carter, Aaron Casey, Mike Katic, Noah Pierre |
| RUTGERS | Rutgers | Defer - IU Received | Touchdown | Touchdown | Andre Carter, Aaron Casey, Mike Katic, Noah Pierre |
| at Penn State | | | | | |
| WISCONSIN | | | | | |
| at Illinois | | | | | |
| MICHIGAN STATE | | | | | |
| at Purdue | | | | | |

YOUTH MOVEMENT

Indiana was among the youngest programs nationally in terms of experience on the roster and on the field entering 2023. In a list compiled by the University of Colorado, Indiana ranked third among Power 5 programs and 11th overall in the FBS in total scholarship newcomers with 36 (24 transfer, 12 freshmen).

Indiana was one of eight programs that return single-digit starters and return the fourth fewest starts among offense and defense.

Fewest Starters Returning (offense and defense)

| | |
|---|---|
| Colorado | 3 |
| Stanford | 5 |
| New Mexico | 6 |
| Indiana, Liberty | 8 |
| Old Dominion, Texas State, South Carolina | |

Fewest Combined Starts Returning (offense and defense)

| | |
|---------------|-----|
| Colorado | 36 |
| Florida | 115 |
| Texas State | 123 |
| Indiana | 136 |
| Arizona State | 139 |

FRIDAY NIGHT LIGHTS

Parents, students and fans all remember those Friday nights sitting in the stands at local high schools around the country and **Tom Allen** once roamed the high school sidelines in Indiana as a prep head coach.

In 2023, for the third time in his tenure as IU's head coach, Allen walked the sidelines coaching a college game in victory over Indiana State. It marked the sixth time in program history that IU played on a Friday night.

The first Friday night game at Memorial Stadium came in 1995 in a battle for the Old Oaken Bucket and was the only Friday night game on IU's campus until 2022 versus Illinois.

| Date | Opponent | Score |
|---------------|---------------------|----------|
| Sept. 8, 2023 | Indiana State | W, 41-7 |
| Sept. 2, 2022 | Illinois | W, 23-20 |
| Oct. 26, 2018 | at Minnesota | L, 31-38 |
| Sept. 2, 2005 | at Central Michigan | W, 20-13 |
| Nov. 24, 1995 | Purdue | L, 14-51 |
| Oct. 16, 1987 | at Minnesota | W, 18-17 |

The first non-Saturday contest in IU history was against border rival Kentucky on Thursday, November 30, 1893. The two teams played to a 24-24 tie in Lexington.

In all, Indiana holds an 10-3-1 mark in non-Saturday games in program history with a 4-2 mark on Friday nights.

PORTAL POWER

After bringing in 12 transfers with Division I experience in 2022, head coach **Tom Allen's** roster features 21 Division I transfers (18 FBS, 3 FCS) for the 2023 season. That list includes 13 defensive players and eight players on the offensive side of the ball. (**bold denotes** appeared in a game in 2023)

- Bradley Archer, TE (Stanford)**
- Philip Bliidi, DL (Texas Tech)**
Noah Bolticoff, OL (TCU)
- Marcus Burris Jr., DL (Texas A&M)**
- LaNell Carr Jr., OLB (West Virginia)**
- Andre Carter, DL (Western Michigan)**
- DeQuece Carter, WR (Fordham)**
Drew Evans, OL (Wisconsin)
- Robby Harrison, DL (Arizona State)**
- Tayven Jackson, QB (Tennessee)**
- Jamier Johnson, DB (Texas)**
- Anthony Jones, OLB (Oregon)**
Trey Laing, OLB (Southern)
- Max Longman, OL (UMass)**
- Jacob Mangum-Farrar, LB (Stanford)**
Darryl Minor Jr., LB (UTEP)
- Kobee Minor, DB (Texas Tech)**
- Joshua Rudolph, LB (Austin Peay)**
- Nic Toomer, DB (Stanford)**
- Christian Turner, RB (Wake Forest)**
- E.J. Williams Jr., WR (Clemson)**

In addition to the Division I transfers, two more transfers came from the junior college ranks.

- JoJo Johnson, DB (Iowa Western C.C.)**
- Tyrik McDaniel, DB (Independence C.C.)**

Of the 23 total scholarship transfers, 17 appeared in the season opener versus Ohio State and 19 have appeared in a game in 2023. Eleven transfers have started at least one game in 2023, as well.

SCHOLARSHIP SURPRISES

Fall camp is usually filled with new experiences, fresh faces and anticipation for a the season. New seasons also bring many new scholarship student-athletes into the fold.

There are also the occasional veteran walk-on that gets surprised in unique ways that they will be added to the list to scholarship players for the upcoming season.

This season, redshirt sophomore **Matt Hohlt** was the first to earn the distinction. His announcement was made in a team meeting, where his name was added to the Swarm D wall, which represents defensive players that set the expectation for what the Indiana defense represents.

Upon reveal of his name on the wall, Tom Allen said, "We've never had a walk-on make that wall, and you know what, we still haven't because he's been put on scholarship."

Hohlt is the second member of his family to play football at Indiana, as his father, **Eric Hohlt**, was a walk-on running back in the 80s.

A few days later, following the second scrimmage of the fall, Allen gathered the team at midfield to recap the afternoon and near the end turned everyone's attention to the video board where redshirt senior **Trey Walker's** face was placed upon Happy Gilmore's body in the infamous batting cage scene.

When the final fastball ricocheted off his forehead, the words "Trey Walker: Former hockey player turned scholarship football player" flashed and he was mobbed at midfield.

PLAYERS OF THE WEEK

The Indiana coaching staff will select offensive, defensive and special teams players of the week after each win in 2023. The staff will also recognize scout team players of the week each week.

OHIO STATE

- Scout Team**
- Offense Broc Lowry, Jack Greer
- Defense Connor Hole, Jeff Utzinger
- Special Teams Declan McMahon

INDIANA STATE

- Offense** Omar Cooper Jr.
- Defense** Lanell Carr Jr., Nicolas Toomer
- Special Teams** Sean Wracher
- Scout Team**
- Offense Jackson Wasserstrom, Josh Witt
- Defense Aaron Stewart, Finn Walters
- Special Teams Jaz Boykin

vs. LOUISVILLE

- Scout Team**
- Offense Brody Foley, Sam West
- Defense Aiden Canon, Drew Pearce
- Special Teams Aaron Stewart

AKRON

- Offense** Cam Camper
- Defense** Louis Moore
- Special Teams** Chris Freeman
- Scout Team**
- Offense Jack Greer, Reece Bellin
- Defense Race Stewart
- Special Teams Reece Lozano

AT MARYLAND

- Scout Team**
- Offense Broc Lowry, Reece Bellin
- Defense Isaiah Jones, Lincoln Murff
- Special Teams Luke Hauptert

AT MICHIGAN

- Scout Team**
- Offense Eli Jochem, Derin McCulley
- Defense Lincoln Murff, Andrew Turvy
- Special Teams Clay Conner

RUTGERS

- Scout Team**
- Offense Eli Jochem
- Defense Ta'Derius Collins, Jeff Utzinger
- Special Teams Mitchell Evans

HONORS TRACKER

KAHLIL BENSON

AFCA Allstate Good Works Team Nominee

CAM CAMPER

Team Captain
Earl Campbell Tyler Rose Award Watch List
Comeback Player of the Year Award Watch List

ANDRE CARTER

Team Captain
Bednarik Award Watch List
The Athletic Transfer Portal Top 100 (No. 59)

AARON CASEY

Team Captain
Butkus Award Watch List

JAMES EVANS

Ray Guy Award Watch List
Ray's 8 - Week 1

MIKE KATIC

Team Captain

JAYLIN LUCAS

Doak Walker Award Watch List
Paul Hornung Award Watch List
Walter Camp Award Watch List
Preseason All-America
- CBS Sports (1st Team, KR)
- Sports Illustrated (1st Team, KR)
- Phil Steele (2nd Team, KR)
The Athletic Freaks List (No. 99)

LOUIS MOORE

PFF Team of the Week - Defense (Week 4)
Quick Lane Bowl Defensive Player of the Week (Week 4)

NOAH PIERRE

Team Captain

DEXTER WILLIAMS II

Comeback Player of the Year Award Watch List

TREY WALKER

NFF William V. Campbell Trophy Semifinalist

SEAN WRACHER

Patrick Mannelly Award Watch List
Preseason All-America
- Phil Steele (4th Team, LS)

B1G GRADS

Entering the 2023 season, Indiana's roster will feature 16 student-athletes that have already earned their degrees.

Of the 16 graduates, eight of them own degrees from Indiana (*), while eight of them transferred to Indiana with degrees already in hand.

| | |
|---------------------|--------------------------------|
| Bradley Archer | Graduate Transfer |
| Matt Bedford * | Liberal Studies |
| Zach Carpenter * | Liberal Studies |
| Andre Carter | Graduate Transfer |
| Dequee Carter | Graduate Transfer |
| Aaron Casey * | Public Financial Management |
| Chris Freeman * | Business Finance |
| Mike Katic * | Criminal Justice |
| Trey Laing | Graduate Transfer |
| Max Longman | Graduate Transfer |
| Jacob Mangum-Farrar | Graduate Transfer |
| Noah Pierre * | Exercise Science |
| Nicholas Toomer | Graduate Transfer |
| Christian Turner | Graduate Transfer |
| Thomas Walker * | Sport Marketing and Management |
| Sean Wracher * | Business Finance |

STARTS SLIM ON OLINE

Entering the 2023 season, the Indiana offensive line was among the 10 youngest in the FBS, with the 10th fewest combined starts returning from 2022 and were tied for the seventh fewest games played on the line.

Indiana had five returning offensive linemen with starting experience entering 2023 that combined for 77 career starts.

The group - including transfer student-athletes - had combined to play in 152 career games entering the season. *Research by West Virginia Athletics Communications.*

Offensive Line Starts by 2022 Returning Starters

| |
|-----------------------------------|
| Illinois & Mississippi State - 53 |
| TCU & Texas A&M - 58 |
| Louisiana Tech - 64 |
| Southern Miss & Utah - 69 |
| Wisconsin - 71 |
| UTSA - 76 |
| Indiana - 77 |

Games Played on Offensive Line Entering 2023

| |
|---|
| Baylor - 118 |
| Southern Miss - 119 |
| Texas A&M - 123 |
| Florida - 129 |
| Wake Forest - 136 |
| Georgia Tech - 143 |
| Fresno State & Indiana - 152 |
| Nebraska - 156 |
| Michigan State - 157 |

SIX EARN PRESEASON ALL-B1G

The national Preseason All-Big Ten lists included six different Hoosiers entering 2023, as Athlon Sports, Phil Steele and Pro Football Focus each released their lists prior to the season.

Pro Football Focus recognized running back/return specialist **Jaylin Lucas** as its first-team return specialist, wide receiver **Cam Camper** a second-team pick at wide receiver and punter **James Evans** a third-team selection at punter.

Phil Steele had Lucas and long snapper **Sean Wracher** among the publication's first-team picks, while Camper, Evans and linebacker **Aaron Casey** were all selected to the second team.

Athlon Sports placed defensive lineman **Andre Carter** on its third team, while Casey earned second-team honors and Evans was a third-team pick by the publication.

DEFENSIVE DEPTH

Nine defensive starters moved on following the 2023 season, leaving linebacker **Aaron Casey** and defensive back **Noah Pierre** as the only two returning starters in 2023.

That duo brought back 87 career games played, but just 25 of those starts. A handful of other Hoosiers had made spot starts prior to 2023, which brought the returning IU starts total to just 31 on defense.

Of the 927 total tackles made in 2022, just 31% (288 tackles) of those returned to the defense in 2023. Just 33% of the teams tackles for loss (21 of 63) and 27% of the sacks (5.5 of 20) were back on the field to start the season.

However, IU does bring in a host of defensive players with starting experience in **Andre Carter** (Western Michigan), **Jacob Mangum-Farrar** (Stanford), **Jamier Johnson** (Texas), **Joshua Rudolph** (Austin Peay) and **Nic Toomer** each making starts in their careers prior to IU.

STAFF UPDATE

Head coach **Tom Allen** added three assistant coaches during the offseason, with all three bringing elite level experience to Bloomington. The trio of run game coordinator/offensive line coach **Bob Bostad**, co-defensive coordinator/safeties coach **Matt Guerrieri** and co-offensive coordinator/wide receivers coach **Anthony Tucker** each bring unique experiences with them to campus.

Of the 10 countable on-field assistant coaches for IU, seven of them are in the first or second year with the program.

TWO HOOSIERS ON COLLEGE FOOTBALL HALL OF FAME BALLOT

A pair of Indiana All-Americans in running back **Vaughn Dunbar** (1990-91) and quarterback **Antwaan Randle El** (photo below; 1998-2001) are on the ballot for the College Football Hall of Fame in 2023.

Randle El earned All-Big Ten distinction in 1999, 2000 and 2001, and was named Big Ten Freshman of the Year in 1998. The Big Ten MVP, and first-team All-American in 2001, Randle El finished sixth in the Heisman Trophy balloting that season.

The Riverdale, Illinois, native was the first in NCAA history to score 40 career touchdowns (45) and throw 40 career touchdown passes (42). He was also the first to record over 2,500 total yards in four seasons, and the first to both pass for over 6,000 and rush for over 3,000 career yards.

Dunbar was a first-team All-B1G pick and unanimous first-team All-American in 1991 when he led the nation in rushing (1,805) and finished sixth in Heisman voting.

The Fort Wayne, Indian, native posted consecutive 1,000-yard seasons and finished his career No. 3 on the career rushing charts at IU with 3,029 yards, a total that currently sits No. 7 all-time in program history. He led IU to a pair of bowl appearances and a win in the 1991 Copper Bowl as the game's offensive MVP.

Six Indiana football student-athletes are already among the less than one percent enshrined in the CFB Hall of Fame: **Zora Clevenger** (HB; 190-3), **Alvin "Bo" McMillin** (Coach; 1934-47), **Pete Pihos** (End/FB) 1942-43, 45-47), **George Taliaferro** (HB; 1945, 47-48), **Anthony Thompson** (RB; 1986-89) and **John Tavener** (1941-44).

FISCHER AMONG ICONIC VOICES IN COLLEGE FOOTBALL

In his 51st season with the Indiana football program, the legendary voice of the Hoosiers, Don Fischer, is among the longest tenured play-by-play voices in the sport.

The 2022 recipient of the National Football Foundation and College Hall of Fame's Chris Schenkel Award and IU Hall of Fame Class of 2022, Fischer is the longest tenured radio play-by-play announcer in college football, tied with Tommy Suggs of Clemson.

| Announcer | School | Year in 2022 |
|--------------------|-------------------|--------------|
| Don Fischer | Indiana | 51 |
| Tommy Suggs | South Carolina | 51 |
| Bill Hillgrove | Pittsburgh | 50 |
| John Cox | Southern Miss | 46 |
| George Blaha | Michigan State | 46 |
| Bill Baker | Northern Illinois | 44 |
| Johnny Holliday | Maryland | 44 |
| Jon Teicher | UTEP | 43 |

ASSOCIATED PRESS TOP 25

| Rk | Team (1st Place Votes) | Record | Pts. | Prev. |
|-----|------------------------|------------|--------------|----------|
| 1. | Georgia (38) | 7-0 | 1,536 | 1 |
| 2. | Michigan (19) | 8-0 | 1,504 | 2 |
| 3. | Ohio State (3) | 7-0 | 1,454 | 3 |
| 4. | Florida State (3) | 7-0 | 1,408 | 4 |
| 5. | Washington | 7-0 | 1,325 | 5 |
| 6. | Oklahoma | 7-0 | 1,267 | 6 |
| 7. | Texas | 6-1 | 1,150 | 8 |
| 8. | Oregon | 6-1 | 1,133 | 9 |
| 9. | Alabama | 7-1 | 1,071 | 11 |
| 10. | Penn State | 6-1 | 999 | 7 |
| 11. | Oregon State | 6-1 | 922 | 12 |
| 12. | Ole Miss | 6-1 | 889 | 13 |
| 13. | Utah | 6-1 | 868 | 14 |
| 14. | Notre Dame | 6-2 | 718 | 15 |
| 15. | LSU | 6-2 | 687 | 19 |
| 16. | Missouri | 7-1 | 594 | 20 |
| 17. | North Carolina | 6-1 | 506 | 10 |
| 18. | Louisville | 6-1 | 420 | 21 |
| 19. | Air Force | 7-0 | 395 | 22 |
| 20. | Duke | 5-2 | 371 | 16 |
| 21. | Tennessee | 5-2 | 306 | 17 |
| 22. | Tulane | 6-1 | 248 | 23 |
| 23. | UCLA | 5-2 | 243 | 25 |
| 24. | USC | 6-2 | 193 | 18 |
| 25. | James Madison | 7-0 | 167 | NR |

Receiving Votes: Florida 34, Liberty 17, Kansas State 16, Miami (Fla.) 12, Fresno State 8, Oklahoma State 5, Toledo 3, Kentucky 2, **Rutgers 2**, UNLV 1, **Wisconsin 1**.

USA TODAY/AFCA COACHES POLL

| Rk | Team (1st Place Votes) | Record | Pts. | Prev. |
|-----|------------------------|------------|-------------|----------|
| 1. | Georgia (58) | 7-0 | 1586 | 1 |
| 2. | Michigan (4) | 8-0 | 1522 | 2 |
| 3. | Ohio State (2) | 7-0 | 1459 | 3 |
| 4. | Florida State | 7-0 | 1426 | 4 |
| 5. | Washington | 7-0 | 1333 | 5 |
| 6. | Oklahoma | 7-0 | 1283 | 7 |
| 7. | Texas | 6-1 | 1150 | T8 |
| 8. | Alabama | 7-1 | 1141 | T8 |
| 9. | Oregon | 6-1 | 1089 | 11 |
| 10. | Penn State | 6-1 | 1056 | 6 |
| 11. | Ole Miss | 6-1 | 931 | 12 |
| 12. | Oregon State | 6-1 | 892 | 13 |
| 13. | Utah | 6-1 | 866 | 14 |
| 14. | Notre Dame | 6-2 | 688 | 18 |
| 15. | LSU | 6-2 | 677 | 19 |
| 16. | Missouri | 7-1 | 604 | 20 |
| 17. | North Carolina | 6-1 | 574 | 10 |
| 18. | Louisville | 6-1 | 451 | 21 |
| 19. | Air Force | 7-0 | 374 | 22 |
| 20. | Tennessee | 5-2 | 356 | 15 |
| 21. | Duke | 5-2 | 350 | 17 |
| 22. | USC | 6-2 | 269 | 16 |
| 23. | Tulane | 6-1 | 202 | 24 |
| 24. | UCLA | 5-2 | 195 | 25 |
| 25. | James Madison | 7-0 | 101 | NR |

Receiving Votes: Florida 52; Miami (Fla.) 27; Kansas State 25; Iowa 24; Fresno State 23; Oklahoma State 13; Kentucky 10; Wyoming 9; SMU 8; Liberty 8; Arizona 7; UNLV 6; **Maryland 4**; Kansas 4; **Wisconsin 2**; Toledo 2; Clemson 1.

QUARTERBACKS

QUARTERBACKS (6)

| No. | Name | Ht. | Wt. | Yr. | State |
|-----|-----------------------|-----|-----|-------|--------|
| 2 | Jackson, Tayven | 6-3 | 215 | R-Fr. | Ind. |
| 14 | Lowry, Broc | 6-1 | 210 | Fr. | Ohio |
| 18 | McKibbin, Blaze | 6-5 | 225 | R-Jr. | Calif. |
| 19 | Purcell, Roman | 6-0 | 215 | R-So. | N.J. |
| 15 | Sorsby, Brendan * | 6-3 | 230 | R-Fr. | Texas |
| 5 | Williams II, Dexter * | 6-1 | 200 | R-Jr. | Ga. |

* - Varsity letter earned

- One theme for the 2023 Indiana football team will be the youth that the Hoosiers have at each position. The quarterback position was no exception, as the room had just two collegiate starts entering the year.
- In the Big Ten, Indiana was one of five programs to enter the season with five or fewer career starts in the QB room. Michigan State and Penn State entered the season with zero career starts, followed by Indiana (2) then Minnesota (5) and Purdue (5).
- The two quarterbacks split reps in the first two games, as **Brendan Sorsby** and **Tayven Jackson** each started one of those games. Jackson would start the next four games, with Sorsby playing meaningful series at Maryland and Michigan.
- In Week 2 versus Indiana State, Jackson made his first career start and led five of the team's seven scoring drives, gained 245 yards of total offense and was the highest graded quarterback in the Big Ten per Pro Football Focus (93.2).
- A return to Lucas Oil Stadium, where he won a pair of state titles, saw Jackson nearly led a second-half comeback against Louisville. He completed 24-of-34 passes for 299 yards with his first career touchdown pass as IU scored 14 unanswered points in the second half and was stopped at the 1-yard line that would have tied the game in the fourth quarter.
- Jackson connected with **Jaylin Lucas** for a 30-yard touchdown pass on the opening drive of the third quarter. Also in the third quarter, Jackson engineered a 97-yard scoring drive, the longest for an IU offense since 2019 versus Rutgers.

- Jackson finished No. 3 on the Indiana single game completion percentage list at .857 after he completed 18-of-21 passes versus Indiana State. His mark finished behind **Peyton Ramsey** (13-of-14 vs. Eastern Illinois; 2019) and **Matt LoVecchio** (15-of-17 at Illinois; 2004).

- He was the second Hoosier quarterback (third occurrence) to finish with a completion percentage of better than .800 with 20-or-more passing attempts in a game. He joined Ramsey, who went 23-of-27 (.852) against UConn in 2019 and 16-of-20 (.800) at Virginia in 2017.

- Jackson was a consensus four-star recruit out of Center Grove High School in 2021. He spent one season at Tennessee where he appeared in three games and went 3-for-4 passing for 37 yards. He also ran four times for 10 yards and one touchdown. Scored his one touchdown against Akron (9/17).

- A consensus top-20 quarterback at CGHS, Jackson led Center Grove to back-to-back undefeated IHSAA Class 6A state championships and 28-straight wins between his junior and senior seasons.

- A Nike Elite 11 finalist, he was tabbed Indiana Football Coaches Association all-state as a senior. He set the school record for career passing yardage (4,813), as he completed 329-of-547 passes with 47 touchdowns in his career.

- Jackson's brother, **Trayce Jackson-Davis**, was a consensus first-team All-American for the Hoosiers men's basketball program in 2022-23 and finished as the career record holder in rebounds (1,143) and blocked shots (270). He finished No. 3 all-time at IU in scoring (2,258 points) and is one of five players in Big Ten history with 2,000 points and 1,000 rebounds in a career.

- **Brendan Sorsby** started in Week 1 saw five drives as the signal caller versus No. 3/4 Ohio State. Versus Indiana State, he completed 9-of-16 passes for 108 yards.

- In Week 5 versus Maryland, Sorsby completed 7-of-11 passes for 84 yards and two touchdowns. He also rushed for 25 yards on five carries and led IU to touchdowns on two of three drives between the third and fourth quarter.

- Sorsby ran one in from four yards for his first career rushing score against Rutgers in Week 8. His rushing score capped a 4-play, 59-yard scoring drive that tied the game late in the second quarter.

- The collegiate debut for Sorsby came after an injury to **Jack Tuttle** against No. 16/16 Penn State in the second quarter. He completed 3-of-6 passes for 8 yards.

- Sorsby was the No. 13 rated pocket passer nationally per ESPN at Lake Dallas High School in Corinth, Texas. He threw for 1,271 yards and 14 touchdowns in seven games during an injury-shortened senior season.

- Redshirt junior **Dexter Williams II** saw his first season on the field end due to injury against Purdue. On a first quarter sack, Williams II injured his knee in his second career start.

- His collegiate debut came against No. 16/16 Penn State in the third quarter. He went on to complete 4-of-11 passes for 41 yards. He also rushed for 24 yards and was not sacked.

- The Macon, Georgia, native entered against No. 2/2 Ohio State in the first quarter and led IU on its only two scoring drives of the game. He led the team in rushing (16 for 46 yards) and threw for 107 yards on six completions, two of those touchdowns.

- After two appearances off the bench, Williams II started his first career game at Michigan State and helped lead the 17-point comeback to bring the Old Brass Spittoon back to Bloomington. In the game, he logged 86 rushing yards, which was No. 3 among Power 5 quarterbacks during Week 12.

- The 86 rushing yards were the most by an IU quarterback since **Zander Diamond** ran for 104 yards at Maryland in 2016.

- While the passing game wasn't the feature against the Spartans, one of the biggest plays in the game came on first down in the second overtime period, a 24-yard completions to **AJ Barner** that set up the 1-yard touchdown run by **Shaun Shivers**. He then completed the 2-point conversion pass to Barner.

- Williams was among the top dual-threat quarterbacks in the country as a senior at Mount de Sales Academy in Georgia. 24/7Sports rated him the No. 13 dual-threat quarterback nationally. He redshirted his first season on campus, before an ACL injury ended his 2021 season during spring practice.

- True freshman **Broc Lowry** was a three-time all-state pick at Canfield (Ohio) High School where he was rated the No. 25 pocket passer nationally by ESPN and the top quarterback in Ohio. He helped CHS to the OHSA Division III state title as a senior.

- He set the Canfield career record for passing yards (4,967), completions (368), and passing touchdowns (40).



RUNNING BACKS

RUNNING BACKS (8)

| No. | Name | Ht. | Wt. | Yr. | State |
|-----|-------------------|------|-----|--------|-------|
| 12 | Lucas, Jaylin * | 5-9 | 170 | So. | La. |
| 25 | Weems, Daniel | 5-10 | 200 | So. | Ind. |
| 26 | Henderson, Josh * | 5-11 | 225 | Sr.+ | N.J. |
| 27 | Howland, Trent ** | 6-3 | 240 | R-So. | Ill. |
| 28 | Turner, Christian | 5-11 | 205 | R-Sr.+ | Ga. |
| 33 | Holloman, David * | 6-0 | 200 | R-So. | Mich. |
| 36 | Lozano, Reece | 6-1 | 195 | R-Fr. | Ind. |
| 37 | McMahon, Declan | 6-0 | 190 | R-Fr. | N.Y. |

* - Varsity letter earned

• Associate head coach and 39-year coaching veteran **Craig Johnson** is in his second season with the Cream and Crimson and his 20th in collegiate football.

• On 2022, Johnson returned to the college sidelines in a coaching capacity for the first time since 1999, as he spent the 20 seasons in the NFL between 1999 and 2019.

• A quarterback during his time at the University of Wyoming, Johnson has tutored five NFL All-Pro selections, including running backs Saquon Barkley and Chris Johnson.

• In Week 2 against Indiana State, the running backs room accounted for four of the five Indiana scores. Sophomore **Jaylin Lucas** logged a pair of 25-yard touchdown runs, senior **Josh Henderson** scored one and redshirt senior **Christian Turner** posted his first rushing score as a Hoosier.

• Lucas didn't see action in Week 1 as a true freshman in 2022, but by Week 8 at Rutgers he had worked his way into the running back rotation and by season's end one of the most dangerous multi-purpose players in the country.

MORE ON PAGE 16 IN SPECIALISTS NOTES

• The first-team All-Big Ten selection at kick returner, Lucas rushed for 141 of his 271 yards over his last three games (at Ohio State, at Michigan State, vs. Purdue) in 2022. His best game from scrimmage came against the Boilermakers with 110 yards rushing on nine carries to go along with five receptions.

• He has picked up where he left off in 2022, as he leads the team with 84 offensive touches and 459 yards from scrimmage (227 rushing, 212 receiving).

• Against Louisville in Week 3, Lucas totaled 127 all-purpose yards with 29 rushing and 98 receiving yards. His 10 receptions were the most by a running back since **Stephen Houston** had 12 catches (95 yards) at Purdue in 2012.

• He led the team in all-purpose yards with 944 (271 rushing, 82 receiving, 591 kick return) IN 2022. His 944 yards gained were boosted by three touchdowns of 70-plus yards on the season.

• His two kickoff returns each went 90-plus yards and he added a 71-yard touchdown run for three scores of 70-plus yards. He was the first Hoosier since **Tevin Coleman** in 2014 with three 70-yard scoring plays in a single season.

• Lucas was rated as the No. 12 all-purpose back in the class of 2022 by Rivals and earned first-team All-Louisiana during his senior season at Edna Carr High School in New Orleans. He played his first three prep seasons at Terrebonne High School prior to Hurricane Ida.

• On the track, Lucas finished No. 6 at the LHSAA state track and field championships as a senior.

• In his first season at IU in 2022, Henderson led IU in receiving touchdowns (4) and added four scores on the ground to account for the most touchdowns on the team (8). His 48 points ranked No. 2 overall on the team last season.

• Henderson scored at least one touchdown in seven of 12 games played in 2022 after not scoring in 23 appearances over three seasons at North Carolina. After a rushing score in Week 2 and Week 3, Henderson has 11 touchdowns in 15 games as a Hoosier.

• The Pennington, New Jersey, native scored rushing touchdowns in back-to-back games for the first time in his career with scores against Idaho and Western Kentucky in 2022. The score against Idaho was his first collegiate touchdown.

• He nearly doubled his career rushing total with 398 yards in 2022 (90 carries). In three seasons at UNC, Henderson totaled just 209 yards rushing on 41 carries.

• Furthermore, Henderson was a threat in the passing game with 24 catches for 274 yards and the aforementioned four scores. Prior to 2022, he had just three catches for 10 yards.

• **Christian Turner** joined the Hoosiers after two seasons at Wake Forest (2021-22) and three seasons at Michigan (2018-20). he has amassed 1,288 career yards rushing and 13 touchdowns, with 1,022 of those yards and 12 scores coming in the last two seasons with the Demon Deacons.

• In his first season in Bloomington, Turner has a pair of rushing scores on 52 carries. His 227 yards on the ground rank No. 2 on the team, while he averages 4.4 yards per carry.

• A four-star recruit per ESPN out of Buford (Ga.) High School, he was a consensus top-25 running back nationally. Tabbed All-Region 8-A-A-A-A-A as a senior, Turner logged 115 carries for 801 yards and 10 touchdowns in his final prep season.

• The redshirt sophomore duo of **David Holloman** and **Trent Howland** each look to make an impact in the backfield in 2023.

• Howland enjoyed his best day as a Hoosier in Week 8 of 2023 against Rutgers. He rushed nine times for a team-high 54 yards and added 20 yards on his first two career receptions.

• As a prep, he rushed for 1,401 yards on 178 carries with 14 touchdowns as a junior and earned the Southwest Prairie Conference Most Valuable Player after he helped Joliet (Ill.) West High School to its first conference title in 50 yards.

• Holloman was an all-conference selection and Sports Illustrated All-American candidate as a junior when he rushed for 1,236 yards and 14 touchdowns at Avondale High School in Michigan.

• Five of the last seven featured running backs to have reached the NFL – **Stevie Scott III** (New Orleans, Denver, Arizona), **Devine Redding** (Kansas City, Tampa Bay), **Jordan Howard** (Philadelphia, Miami, Chicago), **Tevin Coleman** (New York Jets, San Francisco, Atlanta), and **Stephen Houston** (New England, Pittsburgh, Baltimore).



WIDE RECEIVERS

WIDE RECEIVERS (15)

| No. | Name | Ht. | Wt. | Yr. | State |
|-----|----------------------|-----|-----|-------|-------|
| 0 | Coby, Andison * | 6-2 | 175 | Jr. | Fla. |
| 1 | McCulley, Donaven ** | 6-5 | 200 | Jr. | Ind. |
| 3 | Cooper Jr., Omar * | 6-1 | 195 | R-Fr. | Ind. |
| 4 | Carter, DeQuece | 6-0 | 200 | Sr.+ | Va. |
| 6 | Camper, Cam * | 6-2 | 195 | Sr. | Texas |
| 7 | Williams Jr., E.J. | 6-3 | 200 | Sr. | Ala. |
| 8 | Smith, Jaquez | 6-1 | 195 | R-So. | Ga. |
| 10 | McCulley, Derin | 6-0 | 170 | R-Jr. | Ind. |
| 13 | Perry, Kamryn * | 5-9 | 165 | R-Fr. | Ga. |
| 24 | Wasserstrom, Jackson | 6-0 | 170 | R-Fr. | Ind. |
| 29 | Bellin, Reece | 6-0 | 200 | Fr. | Ind. |
| 80 | Bohler, Derrick | 6-1 | 195 | Fr. | Fla. |
| 81 | Simmons, Brady | 6-1 | 165 | R-Fr. | Ind. |
| 83 | Jochem, Eli | 6-1 | 190 | R-So. | Pa. |
| 89 | Jordan, Camden | 6-0 | 185 | R-So. | Ind. |

* - Varsity letter earned

- First-year co-offensive coordinator and wide receivers coach **Anthony Tucker** joins the Hoosier staff after two seasons at Utah State as the offensive coordinator.
- In his sixth stop as a full-time assistant, Tucker has served as a coordinator for each of the last four seasons. Overall, he has 13 years of collegiate coaching experience.
- **Cam Camper**, a self-proclaimed late bloomer, spent two seasons at Trinity Valley C.C. before he joined the Hoosiers in 2022. Camper left his mark on the program in just seven week.
- Camper suffered a season-ending injury at Rutgers in Week 8 and when the 2022 season ended he still sat atop the receptions and receiving yards lists for Indiana.
- In his return to the field against No. 3/4 Ohio State in Week 1 of the 2023 season, Camper led the team with three catches (6 targets) for 35 yards. His long reception went for 24 yards.
- Against Akron in Week 4, Camper posted his third career 100-yard receiving game with 103 yards on eight catches. He added his first touchdown grab of the season on a 12-yard scoring strike from **Tayven Jackson** in the first overtime.

- Through four games in 2022, Camper had logged a pair of double-digit catch games and owned the most receptions for an IU wideout over the first four games of a season this century (33).

- Camper's two double-digit reception games finished one shy of the program record for a single season. He is the eighth wideout (10th occurrence) in IU history with multiple games of 10-plus catches in a single season.

| | | |
|----------------------|----------|-------------|
| 1. Whop Philyor | 3 | 2019 |
| Damarlo Belcher | 3 | 2010 |
| 3. Cam Camper | 2 | 2022 |
| Whop Philyor | 2 | 2020 |
| Simmie Cobbs Jr. | 2 | 2017 |
| Luke Timian | 2 | 2017 |
| Shane Wynn | 2 | 2012 |
| James Hardy | 2 | 2007 |
| James Hardy | 2 | 2005 |
| Kenny Allen | 2 | 1985 |

- With his 156 yards receiving versus Illinois, Camper totaled the highest yardage total in an Indiana debut in program history. He then caught his first collegiate touchdown pass to set up the game-tying two-point conversion versus Western Kentucky in the fourth quarter of the overtime win.

- Camper was a football walk-on at Sam Houston State for one season before he spent two years at Trinity Valley C.C. in Texas where he caught 50 passes for 858 yards and four touchdowns.

- From his senior year of high school to this season, Camper grew five inches and gained 40 pounds thanks to a late growth spurt.

- After starting four games at quarterback in 2021, **Donaven McCulley** made the move to wide receiver during spring practice in 2022.

- In his first season at wide receiver, McCulley caught 16 passes for 169 yards and one touchdown. His 13th career catch went for his first career touchdown reception on a 19-yard pass from **Dexter Williams II** at Ohio State in Week 11.

- In 2023, McCulley enjoyed his best night at the position with six catches for 79 yards at Maryland in Week 5. One of those catches was an 11-yard touchdown grab in the fourth quarter.

- In Week 7 at Michigan, McCulley threw his third career touchdown pass to Jaylin Lucas for a 44-yard score. He also caught two passes for 16 yards.

- The only receiver under 6-foot on the roster, 5-foot-9 **Kamryn Perry** made an impression in spring practice and again in fall camp. He appeared in one game as a true freshman.

- His first collegiate reception came as part of a three-catch afternoon at Maryland. He totaled 22 yards on the three grabs.

- Perry was a first-team all-region selection as a senior at Marietta (Ga.) High School with 63 passes for 1,116 yards and 20 touchdowns.

- **Omar Cooper Jr.** was one of two Big Ten receivers to log a 100-yard receiving game in Week 2 and is one of five B1G pass catchers with a 100-yard game in 2023. Against the Sycamores, he hauled in seven catches (10 targets) for 101 yards.

- Cooper caught his first career touchdown pass in Week 8 versus Rutgers. He brought in a 35-yard pass on 4th-and-8 from the Rutgers 35-yard line to open the scoring.

- The Lawrence North High School product was a four-star prospect per Rivals and was a two-time all-state pick as one of the top athletes in Indianapolis.

- A pair of transfer pass catchers add to the depth of the IU wide receivers room in Fordham transfer **DeQuece** (duh-key-ss) **Carter** and Clemson transfer **E.J. Williams Jr.** Both grabbed their first catches in an IU uniform in the season opener versus Ohio State.

- Carter started 38 games at Fordham and finished No. 3 in career receiving yardage (3,035), No. 4 in career touchdown receptions (31), and No. 8 in career receptions (176) at Fordham.

- He tied a Fordham single-game record with 14 receptions to become one of eight Fordham pass catchers to post a 200-yard receiving game (218 yards) against Colgate (11/19/22).

- Carter was the Virginia Prep School Player of the Year as a senior and a three-time all-state honoree at Woodberry Forest School. He finished his career as central Virginia's all-time leading receiver, boasted by 1,067 yards and 11 touchdowns as a senior.

- Williams made 32 appearances with six starts in his career at Clemson. His best games came against Ohio State (1/1/21) in the 2021 Sugar Bowl and College Football Playoff Semifinal with a career-best five catches. His career long for yardage is 80 versus Notre Dame (12/19/20) in the ACC Championship Game.

- The consensus four-start recruit out of Central (Ala.) High School was a top-130 recruit and top-20 wide receiver by all three services and an Under Armour All-American.



TIGHT ENDS

TIGHT ENDS (9)

| No. | Name | Ht. | Wt. | Yr. | State |
|-----|----------------------|-----|-----|-------|-------|
| 39 | Hendershot, Bryce | 6-3 | 230 | Fr. | Ind. |
| 45 | Walker, Trey ** | 6-5 | 255 | R-Sr. | Ill. |
| 48 | Bomba, James * | 6-6 | 250 | R-So. | Ind. |
| 49 | Scott, Zac | 6-4 | 235 | R-Sr. | Texas |
| 82 | Archer, Bradley | 6-3 | 245 | R-Sr. | Calif |
| 84 | Steinfeldt, Aaron ** | 6-5 | 250 | R-So. | Ind. |
| 85 | Miller Jr., Anthony | 6-5 | 265 | Fr. | Ga. |
| 86 | Foley, Brody | 6-6 | 245 | R-Fr. | Ohio |
| 88 | West, Sam | 6-4 | 240 | Fr. | Ind. |

* - Varsity letter earned

• In his fourth season coaching the tight ends, **Kevin Wright** has coached the tight ends each season in Bloomington after a successful high school head coach stints, including five seasons at IMG Academy in Florida.

• A pair of redshirt sophomores headline the room in **James Bomba** and **Aaron Steinfeldt**, while transfer and redshirt senior **Bradley Archer** adds experience to the unit.

• Bomba is an Indiana legacy, as his father, **Matt Bomba** (1990-92), and grandfathers, **Brad Bomba** (1954-56) and **Bob Van Pelt** (1964-66), all lettered in football at IU. His mother, Kelly, is an executive associate athletic director for the Hoosiers.

• Bomba went to Bloomington South High School and was a two-time all-state pick who joined the team as a walk-on in 2021 and earned a scholarship in 2022 and made his first career start at Ohio State in Week 10 in 2022.

• Steinfeldt is a Bloomington North product and earned all-state honors twice as a prep standout. He was the Indiana Football Coaches Association Mr. Football positional winner as a senior.

• The 6-foot-5, 245-pounder made his first career start against Michigan on Homecoming in 2022 and followed that up with his first career touchdown catch versus Maryland.

• A three-sport all-conference performer that also earned honorable mention all-state honors in basketball.

• Bomba and Steinfeldt each made their first career catches versus Western Kentucky in Week 3 of the 2022 season.

• Archer appeared in 27 games over four seasons at Stanford with four receptions (32 yards). He played 10 games in 2021 and 11 games in 2022.

• He is one of three Stanford transfers on the 2023 roster, as he joins linebacker **Jacob Mangum-Farrar** and defensive back **Nic Toomer**.

• Archer made his first reception as a Hoosier, a 12-yard grab, versus Indiana State in Week 2. In Week 3, he caught two passes for 38 yards, with a 24-yard reception during IU's 97-yard scoring drive in the third quarter versus Louisville.

• Redshirt senior **Trey Walker** joined the program after a successful walk-on tryout performance in 2019 and was added to scholarship prior to the 2023 season.

• Walker made his first career start versus Akron in Week 4 and pulled down his first career reception in the second quarter, a 20-yard catch to set up IU's first touchdown of the game.

• After two catches versus Akron, Walker followed that with three catches for 14 yards in a start at Maryland.

• The three-year hockey letterwinner at New Trier High School in Illinois, Walker had not played football in high school. He has appeared in seven career games for the Hoosiers.

• Redshirt freshman **Brody Foley** was a top-30 tight end nationally out of Anderson (Ohio) High School and made his collegiate debut on special teams against No. 3/4 Ohio State (9/2) in the 2023 season opener.

• The No. 26 tight end nationally per 247Sports, Foley was know as much for his defense as his abilities on the offensive side of the ball. A first-team All-Ohio selection on defense as a senior, he also hauled in five touchdowns in just nine games.

• **Anthony Miller Jr.** brings a 6-foot-5 frame from Georgia and was a consensus three-star prospect out of Duluth High School. He was first-team All-Region 7A as a senior after he logged 20 receptions for 305 yards and six touchdowns.

OFFENSIVE LINE

OFFENSIVE LINE (20)

| No. | Name | Ht. | Wt. | Yr. | State |
|-----|-----------------------|-----|-----|-------|-------|
| 50 | Carpenter, Zach ** | 6-5 | 295 | R-Sr. | Ohio |
| 53 | Fiacable, Vincent * | 6-4 | 305 | R-So. | Ind. |
| 54 | Greer, Jack | 6-3 | 315 | R-Fr. | Ind. |
| 56 | Katic, Mike *** | 6-4 | 315 | R-Sr. | Pa. |
| 60 | Longman, Max | 6-4 | 315 | R-Sr. | Mich. |
| 61 | Brown, Garrett | 6-4 | 315 | Fr. | Texas |
| 62 | Evans, Drew | 6-4 | 300 | R-Fr. | Wis. |
| 63 | Witt, Josh | 6-3 | 315 | So. | Wis. |
| 65 | Smith, Carter * | 6-5 | 305 | R-Fr. | Ohio |
| 66 | Bolticoff, Noah | 6-5 | 300 | R-So. | Kan. |
| 67 | Benson, Kahlil * | 6-6 | 310 | R-Jr. | Miss. |
| 68 | Kowalewski, Robby | 6-5 | 255 | Fr. | Mich. |
| 70 | Jeffries, Bubba | 6-4 | 305 | Fr. | Tenn. |
| 71 | Larkins, Will | 6-5 | 310 | Fr. | Fla. |
| 73 | Barrett, Austin | 6-6 | 290 | Fr. | Ill. |
| 74 | Lynch, Bray * | 6-5 | 310 | R-Fr. | Texas |
| 76 | Bedford, Matthew **** | 6-6 | 305 | R-Sr. | Tenn. |
| 77 | Sales Jr., Joshua ** | 6-6 | 305 | R-So. | Ind. |
| 78 | Jones, Cooper * | 6-6 | 310 | R-So. | Ind. |
| 79 | Williams, Max | 6-6 | 310 | R-Fr. | Ind. |

* - Varsity letter earned

• A successful offensive line coach in the NFL and college ranks during a 33-year coaching career, **Bob Bostad** arrives in Bloomington to coach the offensive line.

• Bostad tutored 11 All-Americans over two stints at Wisconsin. That included eight on the offensive line, one tight end and two linebackers to earn All-America honors.

• Redshirt senior **Matthew Bedford** planted roots on the Indiana offensive line upon his arrival in Bloomington and started 34 of 36 career games played for the Cream and Crimson.

• Bedford started the 2022 season opener, but missed the remainder of the season due to injury. He rehabbed throughout spring practice and was back in the starting lineup versus Ohio State in the 2023 season opener.

• IU's 2019 Offensive Newcomer of the Year, Bedford has made nine starts each at right tackle and right guard, eight at left tackle, and three at left guard.

• An honorable-mention All-Big Ten pick as a junior, Bedford saw 475 snaps in pass protection during the 2021 season and allowed just 20 total pressures for a 97.6% pass blocking efficiency rating from *Pro Football Focus*.

• Freshman **Carter Smith** made his collegiate debut in his home state and played 61 snaps at right tackle against No. 2/2 Ohio State in Week 11.

• Smith made his first career start in the season opener versus Ohio State at left tackle and has started all six games in 2023.

• Redshirt sophomore **Mike Katic** (6-4, 312) was named IU's 2020 Offensive Newcomer of the Year after starting four games at left guard in his redshirt freshman season and has started 30 of his 32 career appearances.

• Of his 31 starts, 20 are at right guard, seven at left guard and four at center. He made his first career start at center at Nebraska (10/1) in 2020 due to an injury to **Zach Carpenter**.

• Katic appeared in six games as a redshirt freshman, nine games in 2021 - missing three due to injury - and started every game of the 2022 and 2023 campaign.

• **Zach Carpenter** has started 20 of 22 appearances during his three seasons at Indiana after transferring from Michigan. He played in five games as a sophomore behind two-year starter at center **Dylan Powell**.

• He started the first two games of 2022 at center, injured his hand prior to the Western Kentucky game and returned at left guard at Nebraska. He started four straight at that spot on the line and moved back to center against Penn State.

• An ACL injury in fall camp in 2020 was followed by a redshirt season in 2021, but **Kahlil Benson** appeared in all 12 games on the offensive line in 2022 with five starts, his first coming at Rutgers at right guard.

• Transfers a plenty dot the offensive line room, as **Noah Bolticoff** (TCU), **Drew Evans** (Wisconsin) and **Max Longman** (UMass) each add experience and depth to the room.

• Longman has appeared in 28 games (24 starts) and made his IU debut versus Indiana State in Week 2.

• He started his first game at Indiana at right guard in Week 3 versus Louisville, but left in the first half due to injury.

• Bolticoff was a part of the TCU team that advanced to the College Football Playoff National Championship Game in 2022. Evans took a redshirt season for the Badgers under current IU offensive line coach Bostad.

LINEBACKERS

LINEBACKERS (12)

| No. | Name | Ht. | Wt. | Yr. | State |
|-----|----------------------|------|-----|--------|-------|
| 7 | Mangum-Farrar, Jacob | 6-4 | 240 | R-Sr.+ | Texas |
| 8 | Casey, Jared * | 6-3 | 225 | R-Sr. | Ky. |
| 14 | Turner, Kaiden * | 6-2 | 230 | R-Fr. | Ark. |
| 26 | Rudolph, Joshua | 5-11 | 230 | Jr. | Ala. |
| 27 | Trueblood, Xavier | 5-11 | 215 | R-Jr. | Ind. |
| 34 | Utzinger, Jeff | 6-2 | 225 | R-Fr. | Ind. |
| 42 | Minor Jr., Darryl | 6-0 | 230 | Sr. | Texas |
| 43 | Hohlt, Matt ** | 6-2 | 225 | R-So. | Ind. |
| 44 | Casey, Aaron **** | 6-2 | 235 | R-Sr.+ | Ga. |
| 46 | Jones, Isaiah * | 6-2 | 225 | R-Fr. | Ohio |
| 48 | Tallen, Sam | 6-1 | 225 | R-Fr. | Ill. |
| 52 | Allen, Clayton | 6-1 | 180 | Fr. | Ind. |

* - Varsity letter earned

• With the departure of **Micah McFadden** (New York Giants) and **Cam Jones** (Kansas City Chiefs) off to the NFL, it will be up to **Aaron Casey** to lead the unit.

• **Aaron Casey** dons the iconic No. 44 for the second straight season in honor of IU legend **George Taliaferro**, who was the first African American drafted by an NFL team.

• With his public financial management degree already complete, Casey earned the starting spot in 2022 and started 11 of the 12 games. He missed the season finale versus Purdue due to injury.

• Back in the middle of the defense to start 2023, Casey racked up his fifth career double-digit tackle game against No. 3/4 Ohio State with a career-high-tying 11 stops. One of those was a solo tackle for loss in the third quarter.

• At Lucas Oil Stadium, Casey piled up 10 tackles - five solo - with a career-high-tying 3.0 tackles for loss and a career-high 2.0 sacks. Two of his three tackles for loss came in a second half shutout of the Cardinals offense.

• Casey posted his third double-digit tackle effort of the season on Week 4 against Akron with 13 tackles. Of those, 10 were solo stops with 1.0 tackle for loss, which came in the second overtime on a quarterback rush.

• Through eight weeks of the season, Casey is No. 2 in the Big Ten in tackles for loss (8.0). According to Pro Football Focus, he has 10 TFL+NG (tackles for loss or no gain), which ranks tied for No. 6 in the Power 5 and the conference lead.

• The 2022 season saw Casey nearly doubled his career tackles total with 86 (had 45 over his first three seasons). He amassed 10.5 tackles for loss, after just 5.5 total his first three seasons.

• His first double-digit tackle game at Cincinnati (9/24/22; 10 tackles) in Week 4 pushed his season total to 31. The four-game total in 2022 surpassed his single-season career high of 25 in 2021.

• Week 6 in 2022 saw Casey step into the middle linebacker spot vacated by an injury to **Cam Jones**. In six starts calling the defense, he piled up 48 tackles, 3.5 tackles for loss, 1.0 sack and forced his first two fumbles - both against Maryland.

• Stanford transfer **Jacob Mangum-Farrar** appeared in 25 games with 11 starts over five seasons at Stanford. He totaled 87 tackles in that span with 4.5 tackles for loss and 1.0 sack.

• After he missed the 2020 season due to injury, Mangum-Farrar played in 20 games over his final two seasons on The Farm. He totaled 40-plus tackles in each of those campaigns and added a career-high 3.0 tackles for loss in 2021.

• His career-high for tackles came in 2021 at Oregon State (11/13/21) when he piled up 12 stops in his first career double-digit tackle game. He added a second double-digit tackle effort with 10 stops versus Notre Dame (10/15/22) in 2022.

• Mangum-Farrar opened his Indiana career with five tackles and two pass breakups versus No. 3/4 Ohio State. One of the pass breakups came in the end zone on third down in the fourth quarter for hold the Buckeyes to a field goal.

• The first tackle for loss as a Hoosier for Mangum-Farrar came as part of an eight-tackle night versus Akron in the four overtime win. The TFL came on a swing pass in the third quarter.

• In two seasons at Austin Peay, **Joshua Rudolph** appeared in 18 games with 11 starts at linebacker for the Governors.

• In 11 starts last season at APSU, Rudolph had 73 tackles and 7.5 tackles for loss. That total was boosted by a pair of 10-tackle games against Alabama A&M (9/17) and Jacksonville State (10/29).

• Redshirt sophomore **Matt Hohlt** got his feet wet in college football with two appearances as a true freshman, but the walk-on made an impact during the 2022 season 10 games played and one start at linebacker.

• Over his 10 appearances in 2022, Hohlt made 19 tackles with 1.5 tackles for loss. His first TFL was a solo stop behind the line of scrimmage at Cincinnati (9/24).

• Head coach **Tom Allen** removed the walk-on tag from Hohlt during a team meeting in fall camp.

MORE ON PAGE 5 IN SCHOLARSHIP NOTE



DEFENSIVE LINE

DEFENSIVE LINE (14)

| No. | Name | Ht. | Wt. | Yr. | State |
|-----|----------------------|-----|-----|--------|-------|
| 69 | Biddings IV, Carl | 6-0 | 295 | R-Fr. | Ind. |
| 96 | Blidi, Philip | 6-3 | 290 | Sr. | N.J. |
| 92 | Burris Jr., Marcus | 6-4 | 290 | R-So. | Texas |
| 58 | Cannon, Aden | 6-5 | 260 | R-Fr. | Ind. |
| 1 | Carter, Andre | 6-5 | 270 | R-Sr.+ | Mich. |
| 49 | Collins, Ta'Derius | 6-4 | 235 | Fr. | La. |
| 91 | Cox, LeDarius * | 6-4 | 305 | R-Sr. | Ala. |
| 93 | Harrison, Robby | 6-3 | 330 | R-Fr. | S.C. |
| 99 | James, Nick * | 6-2 | 285 | R-Fr. | Ala. |
| 57 | Kameristy, Julian | 6-2 | 260 | R-So. | Texas |
| 51 | Lucas Jr., Patrick * | 6-3 | 235 | R-Sr. | Ala. |
| 55 | Sneed Jr., Venson * | 6-4 | 265 | R-Fr. | Fla. |
| 64 | Stewart, Race | 6-3 | 310 | R-So. | Ind. |
| 90 | Monette, J'mari | 6-4 | 290 | R-Fr. | La. |

* - Varsity letter earned

• In his second season, defensive line coach **Paul Randolph** will have a veteran group, but most of those pieces are in their first season of Big Ten football.

• Of the 14 defensive linemen on the roster, only four had played a down of football against a Big Ten opponent prior to 2023. However, four more had seen action at the FBS level.

• It didn't take long for **Andre Carter** to make an impact in the cream and crimson with four tackles that included 2.0 tackles for loss in the season opener. All four of his tackles went for zero or negative yardage in the game and he added a pass breakup on third down to force a Buckeyes punt in the third quarter.

• Carter has at least 1.0 tackle for loss in five of seven games in 2022 and ranks No. 2 on the team and tied for No. 4 in the Big Ten. He is No. 2 on the team behind **Aaron Casey** (8.0).

• In Week 2, Carter added his second game with multiple TFLs as he posted 2.0 tackles behind the line of scrimmage, which included his first sack in the cream and crimson.

• His 4.0 tackles for loss over the first two games of the season are the most by an IU defender since 2004 **Kyle Killion** posted 5.5 tackles for loss against Central Michigan (4.5 TFL) and at Oregon (1.0 TFL).

• Along with his spot near the top of the B1G in tackles for loss, Pro Football Focus ranks his 21 total pressures No. 10 in the Big Ten through eight weeks.

• Carter joined IU from Western Michigan and was tabbed one of the Top 100 transfer portal additions (No. 59) by The Athletic and second-team All-Big Ten preseason by Athlon Sports.

• In 46 games played at WMU, Carter amassed 135 career tackles (68 solo) with 27.5 tackles for loss and 13.0 sacks. He had five forced fumbles and two interceptions at WMU.

• His best season came in 2022 when he totaled 70 tackles, 13.5 tackles for loss and 7.0 sacks on his way to second-team All-Mid-American Conference honors.

• His 81.2 overall grade by Pro Football Focus in 2022 ranked No. 15 among edge rushers in the FBS and his 90.2 pass rush grade finished tied for No. 8 nationally among defenders with at least 500 defensive snaps.

• A transfer from Texas Tech, **Philip Blidi** (blee-dee) reunites with Randolph, who coached Blidi for two seasons at TTU.

• During Week 4, Blidi ranked No. 2 in the Big Ten with six total pressures per Pro Football Focus. He had a career-high-tying six tackles and combined with **Phillip Dunnam** on a tackle for loss in the first overtime.

• In three seasons in Lubbock, Texas, Blidi totaled 40 tackles, 6.5 tackles for loss and 2.5 sacks.

• The fourth-year college player and his wife, Emma, have two children. Amara (2), who was born while he was at Texas Tech, and Brooks (1), who was born in Bloomington.

• **Marcus Burris Jr.** redshirted his initial year at Texas A&M and appeared in eight games as a redshirt freshman. **Robby Harrison** appeared in three games during his true freshman season at Arizona State.

• Burris Jr. debuted for IU against No. 3/4 Ohio State and made one stop. He collected his first career tackle for loss on a third-quarter sack versus Indiana State.

• He then got a hand on a Maryland field goal attempt in Week 5 for his first career blocked kick.

• **LeDarius Cox** and **Patrick Lucas Jr.** enter their second seasons on campus and add depth on the inside. Both transfers from Ole Miss appeared in all 12 games during the 2022 season.

• Cox made his first career start in the season opener versus No. 3/4 Ohio State. He logged his first career solo tackle for loss against Akron in the fourth quarter.

• Redshirt freshmen **Nick James** and **Venson Sneed Jr.** both enrolled early in 2022, saw the field as true freshmen and have been part of the defensive line rotation in 2023.

• James debuted against Illinois in the season opener and owns three tackles in four games played in 2022. He was among the top recruits nationally with a No. 229 ranking nationally per ESPN out of IMG Academy.

• Against Rutgers in Week 8, James logged his first career sack on a third quarter sack of Gavin Wimsatt.

• Sneed debuted against No. 16/16 Penn State in 2022 and made his first career tackle. The four-star prospect was a top-30 defensive end prospects nationally, and participated in basketball and weight lifting at Winter Park (Fla.) High School.



CORNERBACKS

CORNERBACKS (12)

| No. | Name | Ht. | Wt. | Yr. | State |
|-----|--------------------|------|-----|-------|--------|
| 2 | Monds III, James * | 5-11 | 180 | R-Fr. | Fla. |
| 3 | Johnson, JoJo | 5-11 | 180 | R-So. | Ind. |
| 5 | Minor, Kobbie | 6-0 | 185 | R-Jr. | Texas |
| 9 | Johnson, Jamier | 6-0 | 180 | Jr. | Calif. |
| 15 | Toomer, Nic | 6-2 | 190 | R-Jr. | Ga. |
| 22 | Sharpe, Jamari * | 6-1 | 190 | R-Fr. | Fla. |
| 23 | Shaw, Jordan | 6-0 | 170 | Fr. | Calif. |
| 29 | Hauptert, Luke | 6-1 | 180 | Fr. | Ind. |
| 30 | Evans, Mitchell * | 5-11 | 195 | R-Fr. | Ind. |
| 33 | Hole, Connor * | 5-11 | 180 | R-Jr. | Ind. |
| 35 | Stewart, Aaron | 5-11 | 170 | R-Fr. | Ind. |
| 45 | Murff, Lincoln | 5-11 | 170 | Fr. | Ind. |

* - Varsity letter earned

- No group lost more after the 2022 season than the cornerbacks room, with the departure of All-Big Ten performers **Tiawan Mullen** and **Jaylin Williams**, but assistant head coach/cornerbacks coach **Brandon Shelby** has a mix of youth and transfers to blend together.
- Most of the experience on the outside comes from a trio of transfer student-athletes: Texas transfer **Jamier Johnson**, Texas Tech transfer **Kobbie Minor** and Stanford transfer **Nic Toomer**.
- Toomer broke up one pass against No. 3/4 Ohio State in his IU debut and followed that with his first career interception against Indiana State.
- Per PFF, Toomer had taken 315 career coverage snap prior to his first career interception.
- His first game as a Hoosier, Toomer chipped in five tackles and aforementioned one pass breakup against No. 3/4 Ohio State.
- Toomer owned 21 appearances over four seasons at Stanford. He missed the 2020 season due to injury (knee) and owned 29 tackles, 1.0 tackles for loss and five pass breakups while on The Farm.
- In two seasons at Texas, Johnson appeared in 17 games, including 10 games during his freshman season in 2021. He made seven appearances in 2022, with his first career start against UTSA (9/17/22).
- The consensus four-star recruit out of John Muir High School in California, he was a top 25 defensive back nationally after hauling in eight career interceptions, with two returned for touchdowns.
- Minor appeared in 23 games over three seasons at Texas Tech and posted 12 of his 13 tackles at TTU during the 2022 season.
- He opened the 2023 campaign with a career-high-tying six tackles and one pass breakup versus No. 3/4 Ohio State in his Hoosier debut.
- His bother, **Darryl Minor Jr.**, is a linebacker for the Hoosiers. Darryl transferred from UTEP and is in his first year with the program, as well.

- Among the returning cornerbacks, just four of them have seen time on the field for IU, with **Jamari Sharpe**'s three games the most of any returner. **James Monds III** (2 games), **Mitchell Evans** (1 game) and **Connor Hole** (1 game) are the only other returning student-athletes with game experience.
- Sharpe appeared in the first three games of the 2022 season, but preserved his redshirt season. A Northwestern Senior High School in Miami, Florida, Sharpe began his career as a wide receiver. It wasn't until his senior year he switched to defense.
- Sharpe made three tackles in Indiana's Week 3 contest versus Louisville at Lucas Oil Stadium and Week 4 game against Akron.
- Monds III comes from a football family, as his cousin, Mario Monds; and uncle, Wonder Monds; both played college football. A first-team all-state pick out of Vero Beach (Fla.) High School, Monds III enrolled early and participated in spring practice.
- From the junior college ranks, **JoJo Johnson** joins the fold, while the lone scholarship true freshman in the group is California product **Jordan Shaw**.
- JoJo Johnson began his career at Notre Dame, but redshirted his first season on campus due to injury (knee). The all-state out of Merrillville (Ind.) High School then played one season at Iowa Western C.C. with 16 stops and three interceptions in nine games.
- Shaw was rated as a top 75 cornerback nationally by three of the four major recruiting services out of St. Pius X St. Matthias Academy in California. Selected to play in the All-America Bowl, he was the Del Ray League Player of the Year as a senior after 83 tackles and seven interceptions.



SAFETIES

SAFETIES (12)

| No. | Name | Ht. | Wt. | Yr. | State |
|-----|------------------------|------|-----|--------|-------|
| 0 | Pierre, Noah **** | 5-11 | 180 | R-Sr.+ | Fla. |
| 6 | Dunnam, Phillip * | 6-1 | 190 | So. | Fla. |
| 16 | Grier, Jordan ** | 6-0 | 205 | Jr. | Ga. |
| 17 | McDaniel, Tyrik | 6-1 | 195 | R-Jr. | S.C. |
| 19 | Sanguinetti, Josh **** | 6-1 | 195 | R-Sr. | Fla. |
| 20 | Moore, Louis * | 6-1 | 190 | Sr. | Texas |
| 24 | Bonds, Bryson *** | 6-1 | 200 | R-Jr. | Texas |
| 25 | Ferrell, Amare | 6-2 | 210 | Fr. | Fla. |
| 28 | Boykin, Jaz | 6-0 | 180 | Fr. | Ind. |
| 31 | Chung, Anthony | 6-1 | 185 | Fr. | Wis. |
| 36 | Conner, Clay | 6-3 | 205 | Fr. | Ind. |
| 38 | Pearce, Drew | 5-11 | 195 | R-So. | Ind. |

* - Varsity letter earned

- Big Ten football is nothing new for first-year co-defensive coordinator/safeties coach **Matt Guerrieri**, who spent the 2022 season as an analyst for Ohio State's College Football Playoff team.

- Prior to joining the OSU staff last season, Guerrieri capped a 10-year stay at Duke with four seasons as defensive coordinator for the Blue Devils (2018-21).

- Guerrieri inherited arguably the most experienced group in the program, with six letterwinners returning to combine for 135 games played in the cream and crimson entering the year. The rest of the defense returned just 103 total games played at IU.

- First-time team captain **Noah Pierre** was one of the unsung heroes on the back end of the defense in 2021 and 2022. Over the last three seasons, Pierre appeared in all 30 games with all 17 of his career starts in that span.

- A redshirt season in 2018 (1 games played) was followed by 18 appearances from 2019-20 mostly on special teams with seven total tackles. He then made 35 in 2021 and 39 in 2022.

- Pierre came up with one of the bigger defensive plays against Western Kentucky (9/17) in 2022 with a solo sack and forced fumble to force a third-and-long in overtime prior to the blocked field goal and an eventual walk-off win for IU.

- Pierre logged his first career sack in 2022 and ended with 3.0 sacks on the year and more than doubled his career total for tackles for loss with 4.0 in 2022.

- **Louis Moore** came to Indiana from the junior college ranks and was an immediate addition to the backend rotation. He appeared in all 12 games with nine tackles in 2022.

- Over his first three games in 2023, Moore doubled his career tackles total from 2022. He totaled nine stops last season and has 32 through six games in 2023, including a career-best nine stops versus Louisville in Week 3.

- Moore logged his first career sack and forced a fumble, which was recovered in the end zone for a touchdown at Nebraska. He popped the ball loose in the end zone as he and **Cam Jones** met at the quarterback for the sack.

- Moore's first career interception came as part of a multi-interception game versus Akron. His first career pick was a second-quarter grab, while his second pick came in the third quarter and he took it back 22 yards for a touchdown.

- **Josh Sanguinetti** owns 34 career appearances with 53 career tackles, two interceptions and eight pass deflections.

- Sanguinetti pulled in his second career interception in the 2022 season opener with a diving interception to stop an Illinois scoring threat inside the IU 30-yard line.

- **Phillip Dunnam** was one of two true freshmen not to redshirt in 2022 (**Jaylin Lucas**) and played in all 12 games with five tackles.

- Dunnam pulled in his first career interception against No. 3/4 Ohio State when he stepped in front of a Kyle McCord pass in the second quarter, which set up an Indiana field goal.

- Week 3 saw Dunnam's second career interception inside Lucas Oil Stadium to thwart a Louisville drive and set up the Hoosiers 97-yard touchdown drive in the third quarter.

- A first-quarter interception with Akron in Week 4 came at the IU 14-yard line on the Zips opening drive.

- Athleticism runs in the family for Dunnam, as cousins E.J. Biggers (cornerback) and Louis Delmas (safety) both played in the NFL and uncle, Udonis Haslem, played 19 seasons in the NBA.

- Freshman **Amare Ferrell** impressed during his first fall camp and made his first career tackle against No. 3/4 Ohio State in the season opener, a fourth quarter tackle for loss.

- In Week 8 against Rutgers, Ferrell saw his most snaps of the season (58) after an injury to Pierre. He made a career-best seven stops - all solo - in the game.

- A four-star recruit by Rivals, he earned All-First Coast honors as a junior and helped the Tigers to the 2022 Florida High School Athletic Association Class 3A state semifinals.

- Junior college product **Tyrik McDaniel** joined the program from Independence (Kan.) C.C. where he was rated the No. 1 junior college safety and No. 17 overall prospect by 247Sports.

- He appeared in five of nine games (missing four due to injury), but still logged 25 tackles, 3.5 tackles for loss, and 2.0 sacks. He also broke up four passes and blocked one kick.



OUTSIDE LINEBACKERS

OUTSIDE LINEBACKER (8)

| No. | Name | Ht. | Wt. | Yr. | State |
|-----|-------------------|-----|-----|-------|--------|
| 4 | Jones, Anthony | 6-4 | 255 | R-Fr. | Nev. |
| 10 | Jackson, Myles * | 6-2 | 250 | R-Jr. | Ga. |
| 18 | Turvy, Andrew * | 6-2 | 250 | R-So. | Ind. |
| 37 | Schott, Jackson | 6-3 | 200 | R-So. | Ind. |
| 40 | Greenlow, Orlando | 6-5 | 220 | Fr. | Calif. |
| 41 | Carr Jr., Lanell | 6-1 | 240 | Sr. | Mo. |
| 47 | Walters, Finn | 6-4 | 235 | Fr. | Ind. |
| 98 | Laing, Trey | 6-2 | 240 | Sr.+ | Fla. |

* - Varsity letter earned

• Senior **Lanell Carr Jr.** came to Indiana after 29 appearances at West Virginia and is a big part of the revamped defensive front four.

• Carr Jr. posted his first three stops at IU in the season opener against No. 3/4 Ohio State and followed with four tackles, 1.5 tackles for loss and 1.0 sack in Week 2 versus Indiana State.

• At Michigan in Week 7, Carr Jr. had a pair of first quarter sacks and added two more tackles in just the first half.

• In Week 8, he added 1.0 tackles for loss as part of a career-best five tackles versus Rutgers.

• The St. Louis, Missouri, native posted his best season in 2022 with 21 tackles with 4.5 tackles for loss and his first career sack in the season finale at Oklahoma State (11/26).

• After two seasons at UCLA, redshirt junior **Myles Jackson** has shown flashes of his play making abilities over his two seasons in Bloomington.

• At Michigan in Week 7, Jackson forced his first career fumble on a third-quarter sack that eventually forced a Wolverine field goal after the Wolverines took over inside the IU red zone.

• In 2022, Jackson grabbed his first career interception in the end zone in the third quarter to thwart a Western Kentucky in 2022 on drive and later recovered a fourth-quarter fumble versus the Hilltoppers.

• His nose for the football showed again at Nebraska in 2022, as he recovered a fumble in the end zone for a touchdown in the second quarter.

• After taking a redshirt season at Oregon, **Anthony Jones** enters his second collegiate season and has continued to see more time on the field as the season has progressed.

• After appearing in each of the first four games, Jones earned starts in Week 5 at Maryland and Week 7 at Michigan. In both games, Jones has two tackles.

• The Las Vegas native appeared in two games for the Ducks, including the San Diego County Credit Union Holiday Bowl versus North Carolina.

• A prep standout at Liberty High School, he ranked as the top athlete in Nevada, was a top-10 prospect in the state and top-40 athlete nationally by Rivals and 247Sports.

• As a senior, he was a first-team Las Vegas Review-Journal All-Southern Nevada pick at outside linebacker after 39 tackles, 8.5 tackles for loss, and 3.5 sacks.

• Freshman **Orlando Greenlow** was a consensus three-star prospect from Lawndale (Calif.) High School as a wide receiver and moved to the defensive side of the ball at IU.

• The 6-foot-5 Greenlow was a top-100 prospect in the state of California by ESPN and On3. He also lettered in basketball and track and field as a prep.

• **Trey Laing** made stops at USF (2018-19), East Mississippi C.C. (2020-21) and Southern (2022) before he landed at Indiana.

• His one season at Southern featured 38 tackles, 14.0 tackles for loss and 5.00 sacks. He added one forced fumble and one fumble recovered. He posted at least one TFL in 10 of 12 games in 2021.



SPECIALISTS

PLACE KICKERS (3)

| No. | Name | Ht. | Wt. | Yr. | State |
|-----|-----------------------|------|-----|-------|-------|
| 39 | Radicic, Nicolas | 5-11 | 185 | Fr. | Texas |
| 80 | Freeman, Chris *** | 6-2 | 205 | R-So. | Ind. |
| 96 | Quintero, Alejandro * | 6-0 | 205 | R-So. | Texas |

PUNTERS (2)

| No. | Name | Ht. | Wt. | Yr. | State |
|-----|-----------------------|-----|-----|-------|-------------|
| 94 | Evans, James ** | 6-1 | 220 | Jr. | New Zealand |
| 96 | Quintero, Alejandro * | 6-0 | 205 | R-So. | Texas |

LONG SNAPPERS (2)

| No. | Name | Ht. | Wt. | Yr. | State |
|-----|--------------------|-----|-----|-------|-------|
| 97 | Miller, Jaxon | 6-0 | 250 | R-Fr. | Ind. |
| 95 | Wracher, Sean **** | 6-4 | 225 | Sr.+ | Ohio |

* - Varsity letter earned

- Special teams coordinator **Kasey Teegardin** is in his fourth season at the helm of the unit and has turned it into one of the more consistent in the Big Ten.
- Teegardin's units have blocked at least one kick in each of his four seasons as the corps leader. The ledger includes 10 total blocked kicks: five field goals, four punts and one extra point.
- Indiana has blocked at least one kick each season since 2012, with 28 total blocked kicks over the 12-year span.
- At Maryland in 2023, **Marcus Burris Jr.** got a hand on a field goal attempt in the fourth quarter for his first career blocked kick.
- Three of those came during the 2022 season, all field goals. The Hoosiers got a hand on an overtime kick versus Western Kentucky (**Jaylin Williams**), blocked a Michigan kick (**James Head Jr.**) and forced overtime with a block at Michigan State (Head Jr.).
- The most dangerous return man in the Big Ten, sophomore **Jaylin Lucas** capped his true freshman season with first-team All-America honors from CBS Sports, Pro Football Focus, Walter Camp and USA Today as the country's best kick returner.

- The only returner in the FBS with multiple kickoff returns for a touchdown, Lucas was named Big Ten Rodgers-Dwight Return Specialist of the Year - first Hoosier to earn the award - and earned first-team All-Big Ten at return specialist from the conference coaches and media panels.
- With two kickoff returns for a score in 2022, Lucas finished No. 2 in program history on the single season charts, just one behind **Marcus Thigpen** (3) in 2006.
- With his 93-yard kickoff return touchdown on the opening kickoff at Rutgers, Lucas became the first Hoosier to return a kickoff for a score since **Tevin Coleman** in 2012 (at Northwestern) and the first to return the opening kickoff since **Ray Fisher** in 2009 (at Akron).
- With 124 return yards at Rutgers, Lucas led the FBS in kickoff return yardage during Week 8 and his 190 all-purpose yards paced all Big Ten student-athletes for the week.
- Lucas nearly duplicated the effort at Michigan State in Week 12 with a Big Ten-best 168 return yards - which ranks No. 4 on IU's single game list - and was No. 2 in the conference with 192 all-purpose yards (270; Ibrahim, Minnesota).

- His 804 career kickoff return yards are No. 15 all-time on Indiana's career charts. He passed **Marvin Woodson** (778; 1961-63) against Michigan in Week 7 and trails **Trent Walters** (825; 1963-65) for the No. 14 spot on the list.
- Sophomore **James Evans** took over the reins at punter in 2021 after he enrolled in spring classes and participated in practice after committing to Indiana sight unseen in-person.
- He currently sits atop the Indiana career punting charts with a 43.6 yards per punt average. His average is nearly one yard better than **Alan Sutkowski's** (1995-97) mark of 42.5.
- After averaging 54.2 yards per punt on six boots versus No. 3/4 Ohio State, Evans was named to the Ray Guy Award's Ray's 8 list. The 54.2 yards per punt ranks No. 5 on the program's single game charts.
- In Week 8 versus Rutgers, Evans hit a career-long 70-yard punt to boost a 53.8 yards per punt average. His average against the Scarlet Knights ranks No. 8 on the IU single-game charts.
- In 2022, Evans ranked No. 5 in the B1G and No. 20 nationally in punting average at 44.3 yards per punt. That total finished No. 2 on the single season charts, just behind the 44.8 ypp by **Drew Hagan** in 1999.

- Against No. 16/16 Penn State, Evans had five punts downed inside the 20-yard line, with three of those landing inside the 10-yard line of the Nittany Lions. Both totals were career highs.
- He trained under Nathan Chapman and John Smith at Prokick Australia and hadn't played a down of American football or visited the United States prior to his arrival in Bloomington.
- Long snapper **Sean Wracher** earned All-Big Ten honors from Phil Steele in each of his four seasons on campus was named a semifinalist for the Patrick Mannelly Award in 2022.
- He has started all 52 games since stepping foot on campus and has snapped for all-league kickers **Logan Justus** (2019) and **Charles Campbell** (2020), and Ray Guy Award semifinalist in **Haydon Whitehead** (2020).
- The Akron, Ohio, native was a Kohl'sKicking.com five-star prospect and the No. 1 long snapper nationally by Kornblue Kicking.
- Place kicker was a competition throughout fall camp with redshirt sophomore **Chris Freeman** and true freshman **Nicolas Radicic** each putting a stamp on the competition, but Freeman eventually won the job.
- Freeman connected on his first career field goal against No. 3/4 Ohio State in the season opener with a 42-yard conversion in the second quarter.
- With IU down 21-0 coming out of the locker room from halftime, Freeman hit a perfect onside kick and **Louis Moore** recovered the kick and the offense took just three plays to get on the scoreboard.
- The successful onside kick was the first successful onside kick for Indiana since 2017 at Purdue. IU had been unsuccessful on its previous eight attempts between Purdue and Louisville.
- A five-star prospect per Kohl's Kicking, Radicic was rated the No. 3 kicker nationally by 247Sports and the No. 4 kicking prospect by ESPN. He was selected to participate in the 2023 Army All-American Bowl, as well.
- Radicic was an all-district performer for Coppell (Texas) High School, after moving to America from Croatia in 2016.
- Against Indiana State, Radicic connected on a pair of extra points and his first career field goal, a 21 yarder in the fourth quarter.

RECORD BREAKDOWN

| | 2023 | Allen at IU |
|--|------|-------------|
| Overall | 2-5 | 32-45 |
| Big Ten | 0-4 | 17-39 |
| Day Games | 0-5 | 23-37 |
| Night Games | 2-0 | 9-8 |
| Televised Games | 2-5 | 32-44 |
| ABC | -- | 2-9 |
| Big Ten Network | 2-3 | 18-14 |
| CBS | 0-1 | 0-1 |
| ESPN | -- | 0-4 |
| ESPN2/ESPNU | -- | 3-4 |
| FOX | 0-1 | 0-8 |
| FS1 | -- | 5-4 |
| CBSSN | -- | 3-0 |
| vs. Ranked Opponents | 0-2 | 3-25 |
| Scoring First | 2-2 | 21-15 |
| Opponent Scores First | 0-3 | 11-30 |
| Leading at the Half | 2-0 | 27-7 |
| Trailing at the Half | 0-5 | 5-35 |
| Tied at the Half | -- | 0-3 |
| Leading after Three Quarters | 2-0 | 28-4 |
| Trailing after Three Quarters | 0-5 | 4-40 |
| Tied after Three Quarters | -- | 0-1 |

| | 2023 | Allen at IU |
|--|------|-------------|
| In Overtime | 1-0 | 5-1 |
| Games decided by 7 or fewer points | 1-1 | 13-16 |
| Scoring less than 20 points | 0-5 | 2-27 |
| Scoring 20-29 points | 1-0 | 7-13 |
| Scoring 30-39 points | -- | 17-6 |
| Scoring 40+ points | 1-0 | 6-0 |
| Allowing 10 points or less | 1-0 | 10-0 |
| Allowing 11-20 points | -- | 8-3 |
| Allowing 21-30 points | 1-2 | 8-9 |
| Allowing 31+ points | 0-3 | 6-33 |
| Rushing for less than 100 yards | 1-3 | 4-28 |
| Rushing for 100-199 yards | 0-2 | 18-14 |
| Rushing for 200-299 yards | 1-0 | 10-3 |
| Rushing for 300+ yards | -- | -- |
| Passing for less than 200 yards | 1-3 | 10-16 |
| Passing for 200-299 yards | 0-2 | 9-20 |
| Passing for 300-399 yards | 1-0 | 12-6 |
| Passing for 400+ yards | -- | 1-3 |
| Totalling less than 300 yards total offense | 1-3 | 4-19 |
| Totalling 300-399 yards total offense | 0-2 | 7-16 |
| Totalling 400-499 yards total offense | -- | 14-9 |
| Totalling 500+ yards of total offense | 1-0 | 7-1 |

| | 2023 | Allen at IU |
|---|------|-------------|
| Allowing less than 100 yards rushing | 1-0 | 14-6 |
| Allowing 100+ yards rushing | 1-5 | 18-39 |
| Allowing less than 300 yards total offense | 1-0 | 13-2 |
| Allowing 300+ yards total offense | 1-5 | 19-43 |
| Having one 100-yard rusher | -- | 13-5 |
| Having two 100-yard rushers | -- | 1-0 |
| Opponent having a 100-yard rusher | 1-2 | 10-20 |
| No turnovers | 0-1 | 9-4 |
| 1-3 turnovers | 2-3 | 23-36 |
| 4+ turnovers | 0-1 | 0-5 |
| No takeaways | 0-3 | 5-15 |
| 1-2 takeaways | 1-2 | 16-25 |
| 3+ takeaways | 1-0 | 11-5 |
| Winning in turnover margin | 1-1 | 20-9 |
| Losing in turnover margin | 0-3 | 7-27 |
| Tied in turnover margin | 1-1 | 5-9 |
| More than 30:00 of possession | 1-2 | 20-14 |
| Less than 30:00 of possession | 1-3 | 12-31 |



PERSONAL

Born March 14, 1970
Hometown New Castle, Ind.
Family Wife - Tracy;
 Daughters - Hannah (26) & Brittney (22)
 Son - Thomas (24)
High School New Castle
College Maranatha Baptist University, '92
 Indiana '02

COACHING EXPERIENCE

Temple Heights High School (Fla.)
 1992-94: Head Coach
Armwood High School (Fla.)
 1995-96: Defensive Coordinator
Marion High School (Ind.)
 1997: Defensive Coordinator
Ben Davis High School (Ind.)
 1998-2003: Defensive Coordinator
 2004-06: Head Coach
Wabash College (11-2)
 2007: Special Teams Coordinator/Secondary
Lambuth (20-5)
 2008-09: Assistant Head Coach/Defensive Coordinator/Linebackers
Drake (8-4)
 2010: Defensive Coordinator/Linebackers
Arkansas State (10-3)
 2011: Assistant Head Coach
Mississippi (24-15)
 2012-14: Linebackers/Special Teams Coordinator
South Florida (8-5)
 2015: Defensive Coordinator
Indiana (32-45 as Head Coach)
 2016: Associate Head Coach/Defense
 2016-: Head Coach

BOWL EXPERIENCE

2012 GoDaddy.com Arkansas State
 2013 BBVA Compass Mississippi
 2013 Music City Mississippi
 2014 Peach Mississippi
 2015 Miami Beach South Florida
 2016 Foster Farms Indiana
 2020 Gator Bowl Indiana
 2021 Outback Bowl Indiana

- The 2020 American Football Coaches Association National Coach of the Year, Tom Allen is entering his seventh season as Indiana head football coach in 2023.
- Named the 2020 Hayes-Schembechler Coach of the Year (Big Ten coaches vote) and the Dave McClain Coach of the Year (Big Ten media vote).
- Joined Bill Mallory (1986, 1987) as the only Hoosier head coaches to earn the honor.
- Received the 2020 Grant Teaff Coach of the Year from the Fellowship of Christian Athletes.
- Became the third IU head coach to be named AFCA National Coach of the Year along with Bo McMillin (1945) and John Pont (1967).
- Allen was also a finalist for the 2020 Paul "Bear" Bryant Coach of the Year Award, the George Munger College Coach of the Year Award, the Dodd Trophy, and the Eddie Robinson Coach of the Year Award.
- A 31-year coaching veteran, Allen was named the program's 29th head football coach on Dec. 1, 2016.
- His 31 wins rank tied for No. 6 in school history (John Pont; 1965-72).
- Made his head coaching debut in the 2016 Foster Farms Bowl.
- The New Castle, Ind., native joined Indiana's staff as associate head coach/defense on Jan. 15, 2016, and he promptly went on to become a Broyles Award nominee.
- Allen has strong ties to the Hoosier state as he served as head coach at Ben Davis High School (2004-06), defensive coordinator at Ben Davis (1998-03) and Marion High School (1997), and earned his master's degree from IU (2002).
- Over the past 28 seasons, the teams for which Allen has been a member of the coaching staff have posted a combined record of 254-113 (.692).

MAKING HISTORY (2020)

- Indiana (6-2, 6-1 B1G) finished the year ranked for a program record 10-consecutive weeks, including a No. 12 final rating from the Associated Press, its highest final ranking since 1967 (No. 4).
- IU played in consecutive January bowl games for the first time in school history with its invitation to the 2021 Outback Bowl.
- The Hoosiers were ranked in the Top 10 six times, the second-most in program history behind the 1945 team (9 weeks).
- Indiana collected its first Top-10 ranking in the Nov. 8 AP Poll (No. 10) since Sept. 22, 1969 (No. 10).
- IU's No. 7 rating (Dec. 13, 20) was its best in the AP Poll since Nov. 27, 1967 (No. 4).
- The Hoosiers three Top-25 victories tied for the third-most in the country and matched the school record (1945).
- Indiana clinched a winning league record in consecutive seasons for the first time since 1987-88 and for the sixth time overall (1967-68, 1944-46, 1936-37).
- IU's six conference wins tied for the most in program history (1967, 1987).
- The Hoosiers 11 Big Ten victories over the 2019-20 seasons tied for the most in a two-year span in school history (1987-88).
- Indiana collected its first win over No. 16 Wisconsin (14-6) since defeating the Badgers in 2001 and 2002, the former coming at Camp Randall Stadium.
- IU recorded its first road victory over a ranked opponent since No. 18 Missouri in 2014, and its first B1G road win over a ranked opponent since No. 22 Michigan State in 2001.
- The Hoosiers matched a program record with five-straight league victories (1967) before losing at No. 3 Ohio State and have won 11 of their last 14, their most successful stretch in conference games in school history.
- Indiana defeated Michigan State, 24-0, to reclaim the Old Brass Spittoon for the first time since 2016 and earn its first win in East Lansing since 2001.
- IU's 38-21 victory over No. 23 Michigan was its first over the Wolverines since 1987.
- The Hoosiers 36-35, overtime win against No. 8 Penn State in the season opener was the sixth against a Top-10 opponent in program history, with the last coming at No. 9 Ohio State in 1987.
- It marked Indiana's first Top-10 victory at Memorial Stadium since 1967 (No. 3 Purdue).
- IU defeated PSU, U-M, MSU, and UW in the same season for the first time in school history and beat the Wolverines and

Spartans in the same year for the first time since 1967.

BREAKTHROUGH SEASON (2019)

- Guided the Hoosiers to the 2020 TaxSlayer Bowl, the program's first bowl game in the state of Florida.
- Indiana finished with an 8-5 record and a 5-4 Big Ten mark.
- IU reached eight wins for just the eighth time in school history and the first time since 1993, and it finished one win shy of matching the program record set in 1945 and 1967.
- The Hoosiers five-conference wins tied for the fourth-most in school history, one off the program record of six (1967, 1987, 2020).
- Indiana posted a winning conference mark for the first time since 1993 (5-3) and its first winning season overall since 2007 (7-6).
- On Nov. 10, IU entered the Associated Press Poll (No. 24) for the first time since Sept. 20, 1994, and moved into the Coaches Poll (No. 25) for the first time since Oct. 17, 1994.

HOOSIER HONORS

- Three coaches on Allen's staffs have been candidates for the Broyles Award, including 2020 finalist Kane Wommack and 2019 semifinalist Kalen DeBoer.
- Wommack is currently the South Alabama head coach and DeBoer is the Washington head coach.
- In his six seasons as head coach, 61 Hoosiers have earned All-Big Ten honors.
- Kick return specialist Jaylin Lucas earned All-America accolades from six outlets in 2022, including four first-team honors.
- Lucas became the first Hoosier and the first conference true freshman to be named the Big Ten Rodgers-Dwight Return Specialist of the Year.
- Tiawan Mullen became the first cornerback in program history to garner first-team All-America recognition in 2020.
- Wide receiver Ty Fryfogle and linebacker Micah McFadden collected third-team All-America accolades, giving Indiana three All-Americans in the same campaign for the first time since 2007.
- A school record 16 IU standouts received All-Big Ten honors.
- Fryfogle became the first wideout in Indiana history to be named the Big Ten Richter-Howard Receiver of the Year.
- He also was one of 11 Biletnikoff Award semifinalists, and Michael Penix Jr. was one of 17 Davey O'Brien Award semifinalists.
- A program record seven Hoosiers, including a school record four first-teamers, earned defensive recognition.
- Thirteen IU players secured 2017 all-conference honors, including six defenders, which matched 2016's mark.
- Mullen was named a 2019 True Freshman All-American.
- Thirty-four Hoosiers have been drafted or invited to NFL camps over the last six seasons, including a school-record 11 in 2018.
- Sixteen have worked out over the last six NFL Combines, highlighted by a program-record five in 2018.
- Linebacker Micah McFadden (New York Giants-2022), safety Jamar Johnson (Denver-2021), guard Simon Stepaniak (Green Bay-2020), guard Wes Martin (Washington-2019), tight end Ian Thomas (Carolina-2018), and linebacker Chris Covington (Dallas-2018) have been selected in the NFL Draft.
- Coached 15 Hoosiers currently on NFL rosters.
- Wide receiver Simmie Cobbs Jr., kicker Griffin Oakes, and linebacker Tegray Scales garnered 2017 first-team all-league recognition. Oakes was named the Bakken-Andersen Kicker of the Year.
- Harry Crider became the 10th Hoosier to receive Academic All-America honors in 2021.
- A school-record 40 student-athletes collected Academic All-Big Ten in 2022, besting the previous mark of 39 from 2021, and Allen's six-year mark stands at 174.
- Achieved unparalleled recruiting success. IU's 2022 signing class was the highest rated in program history and finished in the Top 25 nationally, besting the previous top-ranked classes of 2018 and 2019, and included a record eight four-star prospects.

PERSONAL

- Tom and his wife, Tracy, have three children, Hannah (26), Thomas (24), and Brittney (22). Thomas was a linebacker for the Hoosiers from 2018-21.
- Earned his bachelor's degree from Maranatha Baptist University (Wis.) in 1992.

COACHING STAFF

CRAIG JOHNSON (FIELD)

Associate Head Coach/Running Backs
2nd season at Indiana



- Owns 39 years of coaching experience, including 19 in the collegiate and 20 in the professional ranks.

- Mentored five All-Pros, highlighted by 2018 NFL Rookie of the Year Saquon Barkley and three-time Pro-Bowler Chris Johnson. Also tutored 2003 Co-MVP Steve McNair and 2006 Offensive Rookie of the Year Vince Young.

- Worked at three of the current Big Ten institutions: Maryland (1997-98), Northwestern (1992-96) and Rutgers (1986-88). Won back-to-back Big Ten titles while at Northwestern (1995-96).

BRANDON SHELBY (FIELD)

Assistant Head Coach/Cornerbacks
13th season at Indiana



- Brings 17 seasons on the collegiate sideline in 2023, including the last 13 at Indiana. Is the longest-tenured cornerbacks coach in the Big Ten East, and second-longest in the conference overall.

- In 2020, Tiawan Mullen became the first cornerback in program history to earn first-team All-America honors and was IU's first first-team All-Big Ten selection since Tracy Porter (2007).

- Jaylin Williams collected second-team all-league recognition in 2020 to mark the first time in program history two cornerbacks received All-B1G honors in the same season.

ROD CAREY (BOOTH)

Offensive Coordinator
2nd season at Indiana



- A 25-year coaching veteran, with 10 years as a collegiate head coach.

- Reached seven bowl games in 10 seasons as a head coach, including the 2013 Orange Bowl while at Northern Illinois.

- Won 64 games as a head coach (64-50) at Northern Illinois (2012-18) and Temple (2019-21).

- Tutored seven All-Americans while at NIU, including the first two-time All-American in defensive end Sutton Smith.

BOB BOSTAD (FIELD)

Run Game Coordinator/Offensive Line
1st season at Indiana



- A 33-year coaching veteran with 25 years of experience tutoring the offensive line at the collegiate and professional level.

- Tutored 11 All-Americans during his two stints at Wisconsin, which included eight on the offensive line. Also helped one tight end and two linebackers earn All-America honors at UW.

- Helped Gabe Carimi win the 2010 Outland Trophy. Carimi, Kevin Zeitler, and Travis Frederick were all taken in the first round of the NFL Draft.

MATT GUERRIERI (BOOTH)

Co-Defensive Coordinator/Safeties
1st season at Indiana



- Enters 13th season as a collegiate coach and fifth in a coordinator role. Has coached the secondary in all eight seasons as full time assistant.

- Spent the 2022 season at Ohio State as a senior advisor after 10 seasons at Duke, with the last four seasons as defensive coordinator for the Blue Devils (2018-21).

- One of three finalists for the 2020 American Football Coaches Association (AFCA) Assistant Coach of the Year, a nominee for the 2018 Broyles Award, and one of 247Sports Top 30 Coaches Under 30 in 2018 and 2019.

PAUL RANDOLPH (FIELD)

Defensive Line
2nd season at Indiana



- Enters his 26th year in coaching at the college ranks, with 23 coaching the defensive line. Has coached in all five Power 5 conferences.

- Helped programs to a bowl game on 17 occasions, including nine straight from 2010-2018

- Played 10 seasons in the Canadian Football League (Winnipeg, 1988-95; Montreal, 1996-97). Served two years as a team captain and player-coach in Montreal and won two Grey Cups (1988, 1990) in Winnipeg.

KASEY TEEGARDIN (FIELD)

Special Teams Coordinator/Outside Linebackers
6th season at Indiana



- Enters 13th season as a collegiate assistant coach and sixth on the coaching staff at Indiana.

- Charles Campbell (PK) earned 2020 second-team All-Big Ten and Haydon Whitehead (P) carded honorable-mention recognition and was a Ray Guy Award semifinalist.

- The Hoosiers finished 2021 tied for first in the country with four blocked punts.

- Hired as the then-youngest defensive coordinator in the NCAA (24 years old) at the University of Charleston in 2010.

ANTHONY TUCKER (FIELD)

Co-Offensive Coordinator/Wide Receivers
1st season at Indiana



- A 13-year collegiate assistant coach has been an offensive coordinator in his last four campaigns (UCF, 2020 [co]; Utah State, 2021-22).

- Has appeared in nine bowl games and captured four conference championships.

- Utah State tied a program record with 11 wins in 2021, won its first Mountain West Championship, defeated Oregon State in the Jimmy Kimmel LA Bowl, and finished No. 24 in both national polls.

CHAD WILT (FIELD)

Defensive Coordinator/Linebackers
2nd season at Indiana



- The two-time All-American defensive end at Taylor (Ind.) University owns 21 seasons as a collegiate assistant coach.

- Spent 2020-21 at Big Ten member Minnesota and helped develop a top-10 defense in all four major categories in 2021.

- Appeared in 12 bowl games as a coach and posted a 3-0 record versus Navy during his time at Army.

- In two seasons at Maryland, developed three NFL Draft choices on the defensive line, including Yannick Ngakoue and Quinton Jefferson in 2016.

KEVIN WRIGHT (FIELD)

Tight Ends
4th season at Indiana



- A 20-years coaching veteran with experience in both high school and college. Was a high school head coach for 16 years, along with two seasons as the offensive coordinator at Western Kentucky.

- The 2022 inductee into the Indiana Football Hall of Fame has coached 13 years in the state of Indiana and spent five seasons at IMG Academy in Bradenton, Fla (2015-19).

- Tutored Peyton Hendershot to third-team All-Big Ten honors in 2021, as he left IU as the Hoosiers' tight ends receptions (136) and yardage (1,479) leader, and was No. 2 with 14 touchdowns.

ATHLETIC PERFORMANCE

AARON WELLMAN

Senior Assistant AD for Football Performance
4th season at Indiana



- Owns 26 years of experience, including 15 in the Big Ten.

- Led strength and conditioning efforts for 16 years with stints at Michigan (2011-14), San Diego State (2009-10), and Ball State (2004-08), in addition to the New York Giants (2016-19).

- Started his career as a graduate assistant at Indiana (1997-98) before being elevated to assistant strength and conditioning coach (1998-2001).

- Earned his degree in exercise science in 1996, added a master's degrees from Indiana in applied sport science (1998) and nutrition science (2009), and his PhD (2018) from Bond University in Queensland, Australia.

- A native of Ligonier, Indiana, was a four-year member of the Manchester (Ind.) University football team.

JUSTIN COLLETT

Athletic Performance Coach
4th season at Indiana

- Owns six seasons as a college strength and conditioning coach, including stops at two Power 5 programs, Tennessee and Indiana.

- Spent the 2019 campaign as a football strength and conditioning assistant at Tennessee.

- Head strength and conditioning coordinator from 2017-19 at his alma mater, Maryville College. Played offensive line and was a team-captain and all-conference pick as a senior.

MATT GEBERT

Athletic Performance Coach
1st season at Indiana

- Owns eight years of experience as a collegiate athletic performance coach, with stops at four different universities.

- Spent three seasons at Stanford (2020-22) after three years at FIU (2017-20) and two seasons at Purdue (2016-17).

- Earned his bachelor's degree in exercise science from Western Connecticut State University, where he played running back, and a master's in applied kinesiology from Minnesota.

JORDAN HICKS

Athletic Performance Coach
3rd season at Indiana

- Owns 14 seasons as a collegiate athletic performance coach, with stops at Kentucky (2009), North Alabama (2010-11), Utah (2012-18) and Utah State (2019-20).

- Served as the director of strength and conditioning at Utah State for the two seasons prior to joining Indiana.

- Assistant director of sports performance at the University of Utah for seven years, where he worked with the football (2012-19) and track and field (2012-14) programs.

- Collegiate defensive end at Southern Illinois (200--1) and Georgetown (Ky.) College (2002-04). Played for the Tampa Bay Buccaneers and with two NFL Europe franchises.

DRUE HARRIS

Athletic Performance Coach
2nd season at Indiana

- Enters his fourth year in the collegiate athletic performance profession, with stops at Grambling, Campbell, Florida State and Hawaii.

- Served as interim director of sports performance at Grambling in the spring of 2022.

- Played football at Army (2015-16) and Colorado State (2017-20).

NUMERICAL ROSTER

NOTE: IU Athletics advanced players eligibility forward as normal in 2020-21. Any extra seasons of eligibility awarded due to COVID-19 will be recognized following a player's regular senior season. A "+" will be added to indicate the extra season.

| No. | Name | Pos. | Ht. | Wt. | Yr. | Hometown/High School (Previous School) |
|-----|---------------------|-------|------|-----|--------|---|
| 0 | Andison Coby | WR | 6-2 | 175 | Jr. | Fort Lauderdale, Fla./American Heritage (Tennessee) |
| 0 | Noah Pierre | DB | 5-11 | 180 | R-Sr.+ | Miami, Fla./Champagnat Catholic |
| 1 | Donaven McCulley | WR | 6-5 | 200 | Jr. | Indianapolis, Ind./Lawrence North |
| 1 | Andre Carter | DL | 6-5 | 270 | R-Sr.+ | Detroit, Mich./Cass Tech (Western Michigan) |
| 2 | Tayven Jackson | QB | 6-3 | 215 | R-Fr. | Greenwood, Ind./Center Grove (Tennessee) |
| 2 | James Monds III | DB | 5-11 | 180 | R-Fr. | Fort Pierce, Fla./Vero Beach |
| 3 | Omar Cooper Jr. | WR | 6-1 | 195 | R-Fr. | Indianapolis, Ind./Lawrence North |
| 3 | JoJo Johnson | DB | 5-11 | 180 | R-So. | Merrillville, Ind./Merrillville (Iowa Western C.C.) |
| 4 | DeQuece Carter | WR | 6-0 | 200 | Sr.+ | Louisa, Va./Woodberry Forest School (Fordham) |
| 4 | Anthony Jones | OLB | 6-4 | 255 | R-Fr. | Las Vegas, Nev./Liberty (Oregon) |
| 5 | Dexter Williams II | QB | 6-1 | 200 | R-Jr. | Macon, Ga./Mount de Sales Academy |
| 5 | Kobee Minor | DB | 6-0 | 185 | R-Jr. | Dallas, Texas/Lake Dallas (Texas Tech) |
| 6 | Cam Camper | WR | 6-2 | 195 | Sr. | Lancaster, Texas/Lancaster (Trinity Valley C.C.) |
| 6 | Phillip Dunnam | DB | 6-1 | 190 | So. | Miami, Fla./North Miami Beach |
| 7 | E.J. Williams Jr. | WR | 6-3 | 200 | Sr. | Phenix City, Ala./Central (Clemson) |
| 7 | Jacob Mangum-Farrar | LB | 6-4 | 240 | R-Sr.+ | Sugar Land, Texas/Kempner (Stanford) |
| 8 | Jaquez Smith | WR | 6-1 | 195 | R-So. | Atlanta, Ga./Westlake |
| 8 | Jared Casey | LB | 6-3 | 225 | R-Sr. | Louisville, Ky./Ballard (Kentucky) |
| 9 | Jamier Johnson | DB | 6-0 | 180 | Jr. | Pasadena, Calif./John Muir (Texas) |
| 10 | Derin McCulley | WR | 6-0 | 170 | R-Jr. | Indianapolis, Ind./Lawrence North (Ball State) |
| 10 | Myles Jackson | OLB | 6-2 | 250 | R-Jr. | Atlanta, Ga./Mill Creek (UCLA) |
| 12 | Jaylin Lucas | RB/RS | 5-9 | 170 | So. | Houma, La./Edna Karr |
| 13 | Kamryn Perry | WR | 5-9 | 165 | R-Fr. | Atlanta, Ga./Marietta |
| 14 | Broc Lowry | QB | 6-1 | 210 | Fr. | Canfield, Ohio/Canfield |
| 14 | Kaiden Turner | LB | 6-2 | 230 | R-Fr. | Fayetteville, Ark./Fayetteville |
| 15 | Brendan Sorsby | QB | 6-3 | 230 | R-Fr. | Denton, Texas/Lake Dallas |
| 15 | Nic Toomer | DB | 6-2 | 190 | R-Jr. | Tyrone, Ga./Sandy Creek (Stanford) |
| 16 | Jordan Grier | DB | 6-0 | 205 | Jr. | Ellenwood, Ga./Cedar Grove |
| 17 | Tyrik McDaniel | DB | 6-1 | 195 | R-Jr. | Columbia, S.C./Dutch Fork (Independence C.C.) |
| 18 | Blaze McKibbin | QB | 6-5 | 225 | R-Jr. | Santa Monica, Calif./Servite (Long Beach (Calif.) City College) |
| 18 | Andrew Turvy | OLB | 6-2 | 250 | R-So. | Carmel, Ind./Carmel |
| 19 | Roman Purcell | QB | 6-0 | 215 | R-So. | Bedminster, N.J./Indian Creek (North Carolina A&T) |
| 19 | Josh Sanguinetti | DB | 6-1 | 195 | R-Sr. | Lauderdale Lakes, Fla./University School |
| 20 | Louis Moore | DB | 6-1 | 190 | Sr. | Mesquite, Texas/Poteet (Navarro (Texas) College) |
| 22 | Jamari Sharpe | DB | 6-1 | 190 | R-Fr. | Miami, Fla./Northwestern |
| 23 | Jordan Shaw | DB | 6-0 | 170 | Fr. | Watts, Calif./St. Pius X-St. Matthias Academy |
| 24 | Jackson Wasserstrom | WR | 6-0 | 170 | R-Fr. | Westfield, Ind./Westfield |
| 24 | Bryson Bonds | DB | 6-1 | 200 | R-Jr. | Fort Worth, Texas/Crowley |
| 25 | Daniel Weems | RB | 5-10 | 200 | So. | Greenwood, Ind./Center Grove (Indiana Wesleyan) |
| 25 | Amare Ferrell | DB | 6-2 | 210 | Fr. | Lake City, Fla./Columbia |
| 26 | Josh Henderson | RB | 5-11 | 225 | Sr.+ | Pennington, N.J./The Hun School (North Carolina) |
| 26 | Joshua Rudolph | LB | 5-11 | 230 | Jr. | Montgomery, Ala./Park Crossing (Austin Peay) |
| 27 | Trent Howland | RB | 6-3 | 240 | R-So. | Joliet, Ill./Joliet West |
| 27 | Xavier Trueblood | LB | 5-11 | 215 | R-Jr. | Bloomington, Ind./Bloomington North |
| 28 | Christian Turner | RB | 5-11 | 205 | R-Sr.+ | Buford, Ga./Buford (Wake Forest) |
| 28 | Jaz Boykin | DB | 6-0 | 180 | Fr. | Fishers, Ind./Fishers |
| 29 | Reece Bellin | WR | 6-0 | 200 | Fr. | Carmel, Ind./Carmel |
| 29 | Luke Hauptert | DB | 6-1 | 180 | Fr. | Fort Wayne, Ind./Fort Wayne Snider |
| 30 | Mitchell Evans | DB | 5-11 | 195 | R-Fr. | Greenwood, Ind./Center Grove |
| 31 | Anthony Chung | DB | 6-1 | 185 | Fr. | Mequon, Wis./Homestead |
| 33 | David Holloman | RB | 6-0 | 205 | R-So. | Auburn Hills, Mich./Avondale |
| 33 | Connor Hole | DB | 5-11 | 180 | R-Jr. | Jamestown, Ind./Western Boone |
| 34 | Jeff Utzinger | LB | 6-2 | 225 | R-Fr. | Carmel, Ind./Cathedral |
| 35 | Aaron Stewart | DB | 5-11 | 170 | R-Fr. | Fort Wayne, Ind./Carroll |
| 36 | Reece Lozano | RB | 6-1 | 195 | R-Fr. | Bloomington, Ind./Bloomington North |
| 36 | Clay Conner | DB | 6-3 | 205 | Fr. | Boonville, Ind./Boonville |
| 37 | Declan McMahan | RB | 6-0 | 190 | R-Fr. | Brooklyn, N.Y./Poly Prep Country Day School |
| 37 | Jackson Schott | OLB | 6-3 | 200 | R-So. | Greenwood, Ind./Center Grove (Miami (Ohio)) |
| 38 | Drew Pearce | DB | 5-11 | 195 | R-So. | Tipton, Ind./Tipton |
| 39 | Bryce Hendershot | TE | 6-3 | 230 | Fr. | North Salem, Ind./Tri-West |
| 39 | Nicolas Radicic | K | 5-11 | 185 | Fr. | Coppell, Texas/ Coppell |
| 40 | Orlando Greenlow | OLB | 6-5 | 220 | Fr. | Lawndale, Calif./Lawndale |
| 41 | Lanell Carr Jr. | OLB | 6-1 | 240 | Sr. | St. Louis, Mo./De Smet Jesuit (West Virginia) |
| 42 | Darryl Minor Jr. | LB | 6-0 | 230 | Sr. | Dallas, Texas/Lake Dallas (UTEP) |
| 43 | Matt Hohlt | LB | 6-2 | 225 | R-So. | Greenwood, Ind./Center Grove |

ALPHABETICAL ROSTER

| No. | Name | Pos. |
|-----|---------------------|-------|
| 52 | Clayton Allen | LB |
| 82 | Bradley Archer | TE |
| 73 | Austin Barrett | OL |
| 76 | Matthew Bedford | OL |
| 29 | Reece Bellin | WR |
| 67 | Kahlil Benson | OL |
| 69 | Carl Biddings IV | DL |
| 96 | Philip Bliidi | DL |
| 80 | Derrick Bohler | WR |
| 66 | Noah Bolticoff | OL |
| 48 | James Bomba | TE |
| 24 | Bryson Bonds | DB |
| 28 | Jaz Boykin | DB |
| 61 | Garrett Brown | OL |
| 92 | Marcus Burris Jr. | DL |
| 6 | Cam Camper | WR |
| 58 | Aden Cannon | DL |
| 50 | Zach Carpenter | OL |
| 41 | Lanell Carr Jr. | OLB |
| 1 | Andre Carter | DL |
| 4 | DeQuece Carter | WR |
| 44 | Aaron Casey | LB |
| 8 | Jared Casey | LB |
| 31 | Anthony Chung | DB |
| 0 | Andison Coby | WR |
| 49 | Ta'Derius Collins | DL |
| 36 | Clay Conner | DB |
| 3 | Omar Cooper Jr. | WR |
| 91 | LeDarius Cox | DL |
| 6 | Phillip Dunnam | DB |
| 62 | Drew Evans | OL |
| 94 | James Evans | P |
| 30 | Mitchell Evans | DB |
| 25 | Amare Ferrell | DB |
| 53 | Vincent Fiacable | OL |
| 86 | Brody Foley | TE |
| 80 | Chris Freeman | K |
| 40 | Orlando Greenlow | OLB |
| 54 | Jack Greer | OL |
| 16 | Jordan Grier | DB |
| 93 | Robby Harrison | DL |
| 29 | Luke Hauptert | DB |
| 39 | Bryce Hendershot | TE |
| 26 | Josh Henderson | RB |
| 43 | Matt Hohlt | LB |
| 33 | Connor Hole | DB |
| 33 | David Holloman | RB |
| 27 | Trent Howland | RB |
| 10 | Myles Jackson | OLB |
| 2 | Tayven Jackson | QB |
| 99 | Nick James | DL |
| 70 | Bubba Jeffries | OL |
| 83 | Eli Jochem | WR |
| 9 | Jamier Johnson | DB |
| 3 | JoJo Johnson | DB |
| 4 | Anthony Jones | OLB |
| 78 | Cooper Jones | OL |
| 46 | Isaiah Jones | LB |
| 89 | Camden Jordan | WR |
| 57 | Julian Kameristy | DL |
| 56 | Mike Katic | OL |
| 68 | Robby Kowalewski | OL |
| 98 | Trey Laing | OLB |
| 71 | Will Larkins | OL |
| 60 | Max Longman | OL |
| 14 | Broc Lowry | QB |
| 36 | Reece Lozano | RB |
| 12 | Jaylin Lucas | RB/RS |
| 51 | Patrick Lucas Jr. | DL |
| 74 | Bray Lynch | OL |
| 7 | Jacob Mangum-Farrar | LB |

| No. | Name | Pos. | Ht. | Wt. | Yr. | Hometown/High School (Previous School) |
|-----|--------------------|------|------|-----|--------|--|
| 44 | Aaron Casey | LB | 6-2 | 235 | R-Sr.+ | Douglasville, Ga./Alexander |
| 45 | Trey Walker | TE | 6-5 | 255 | R-Sr. | Winnetka, Ill./New Trier |
| 45 | Lincoln Murff | DB | 5-11 | 170 | Fr. | Indianapolis, Ind./Ben Davis |
| 46 | Isaiah Jones | LB | 6-2 | 225 | R-Fr. | London, Ohio/London |
| 47 | Finn Walters | OLB | 6-4 | 235 | Fr. | Indianapolis, Ind./Brebeuf Jesuit |
| 48 | James Bomba | TE | 6-6 | 250 | R-So. | Bloomington, Ind./Bloomington South (Miami (Ohio)) |
| 48 | Sam Tallen | LB | 6-1 | 225 | R-Fr. | Bloomington, Ill./Northwest Prep |
| 49 | Zac Scott | TE | 6-4 | 235 | R-Sr. | San Antonio, Texas/La Vernia (Blinn (Texas) College) |
| 49 | Ta'Derius Collins | DL | 6-4 | 235 | Fr. | Shreveport, La./Northwood |
| 50 | Zach Carpenter | OL | 6-5 | 295 | R-Sr. | Cincinnati, Ohio/Archbishop Moeller (Michigan) |
| 51 | Patrick Lucas Jr. | DL | 6-3 | 315 | R-Sr. | Prattville, Ala./Wetumpka (Ole Miss) |
| 52 | Clayton Allen | LB | 6-1 | 180 | Fr. | Fishers, Ind./Hamilton Southeastern |
| 53 | Vincent Fiacable | OL | 6-4 | 305 | R-So. | Fort Wayne, Ind./Bishop Dwenger |
| 54 | Jack Greer | OL | 6-3 | 315 | R-Fr. | Fishers, Ind./Hamilton Southeastern |
| 55 | Venson Sneed Jr. | DL | 6-4 | 265 | R-Fr. | Wabasso, Fla./Winter Park |
| 56 | Mike Katic | OL | 6-4 | 315 | R-Sr. | Pittsburgh, Pa./Pine-Richland |
| 57 | Julian Kameristy | DL | 6-2 | 260 | R-So. | Chicago, Ill./IMG Academy |
| 58 | Aden Cannon | DL | 6-5 | 260 | R-Fr. | Carmel, Ind./Guerin Catholic |
| 60 | Max Longman | OL | 6-4 | 315 | R-Sr. | Portage, Mich./Portage Central (UMass) |
| 61 | Garrett Brown | OL | 6-4 | 315 | Fr. | Southlake, Texas/Southlake Carroll |
| 62 | Drew Evans | OL | 6-4 | 300 | R-Fr. | Fort Atkinson, Wis./Fort Atkinson (Wisconsin) |
| 63 | Josh Witt | OL | 6-3 | 315 | So. | Green Bay, Wis./Ashwaubenon (Northern State (S.D.)) |
| 64 | Race Stewart | DL | 6-3 | 310 | R-So. | Bloomington, Ind./Bloomington North |
| 65 | Carter Smith | OL | 6-5 | 305 | R-Fr. | Powell, Ohio/Olentangy Liberty |
| 66 | Noah Bolticoff | OL | 6-5 | 300 | R-So. | Rose Hill, Kan./Rose Hill (TCU) |
| 67 | Kahlil Benson | OL | 6-6 | 310 | R-Jr. | Southaven, Miss./Southaven |
| 68 | Robby Kowalewski | OL | 6-5 | 255 | Fr. | Grand Rapids, Mich./East Grand Rapids |
| 69 | Carl Biddings IV | DL | 6-0 | 295 | R-Fr. | East Chicago, Ind./Center Grove (Louisville) |
| 70 | Bubba Jeffries | OL | 6-4 | 305 | Fr. | Greenback, Tenn./Alcoa |
| 71 | Will Larkins | OL | 6-5 | 310 | Fr. | Hollywood, Fla./Chaminade-Madonna Prep |
| 73 | Austin Barrett | OL | 6-6 | 290 | Fr. | St. Charles, Ill./St. Charles East |
| 74 | Bray Lynch | OL | 6-5 | 310 | R-Fr. | Austin, Texas/Westlake |
| 76 | Matthew Bedford | OL | 6-6 | 305 | R-Sr. | Memphis, Tenn./Cordova |
| 77 | Joshua Sales Jr. | OL | 6-6 | 305 | R-So. | South Bend, Ind./Brownsburg |
| 78 | Cooper Jones | OL | 6-6 | 310 | R-So. | Valparaiso, Ind./Valparaiso |
| 79 | Max Williams | OL | 6-6 | 310 | R-Fr. | Lebanon, Ind./Lebanon |
| 80 | Derrick Bohler | WR | 6-1 | 195 | Fr. | Miami, Fla./Miami Palmetto |
| 80 | Chris Freeman | K | 6-2 | 205 | R-Jr. | Zionsville, Ind./Zionsville |
| 81 | Brady Simmons | WR | 6-1 | 165 | R-Fr. | Indianapolis, Ind./Ben Davis |
| 82 | Bradley Archer | TE | 6-3 | 245 | R-Sr. | Livemore, Calif./Livemore (Stanford) |
| 83 | Eli Jochem | WR | 6-1 | 190 | R-So. | Gibsonia, Pa./Pine-Richland |
| 84 | Aaron Steinfeldt | TE | 6-5 | 250 | R-So. | Bloomington, Ind./Bloomington North |
| 85 | Anthony Miller Jr. | TE | 6-5 | 265 | Fr. | Duluth, Ga./Duluth |
| 86 | Brody Foley | TE | 6-6 | 245 | R-Fr. | Cincinnati, Ohio/Anderson |
| 88 | Sam West | TE | 6-4 | 240 | Fr. | Greensburg, Ind./Greensburg Community |
| 89 | Camden Jordan | WR | 6-0 | 185 | R-So. | Carmel, Ind./Cathedral (San Jacinto College) |
| 90 | J'mari Monette | DL | 6-4 | 290 | R-Fr. | Alexandria, La./Alexandria |
| 91 | LeDarius Cox | DL | 6-4 | 305 | R-Sr. | Mobile, Ala./McGill-Toolen (Ole Miss) |
| 92 | Marcus Burris Jr. | DL | 6-4 | 290 | R-So. | Texarkana, Texas/Pleasant Grove (Texas A&M) |
| 93 | Robby Harrison | DL | 6-3 | 330 | R-Fr. | Greenwood, S.C./Emerald (Arizona State) |
| 94 | James Evans | P | 6-1 | 220 | Jr. | Auckland, New Zealand/Sacred Heart College Auckland |
| 95 | Sean Wracher | LS | 6-4 | 225 | Sr.+ | Akron, Ohio/Saint Ignatius |
| 96 | Philip Bliidi | DL | 6-3 | 295 | Sr. | Trenton, N.J./Portales (N.M.) (Texas Tech) |
| 96 | Alejandro Quintero | P | 6-0 | 205 | R-So. | Tyler, Texas/Grace Community (Blinn (Texas) College) |
| 97 | Jaxon Miller | LS | 6-0 | 250 | R-Fr. | Indianapolis, Ind./Triton Central (Army) |
| 98 | Trey Laing | OLB | 6-2 | 240 | Sr.+ | Tallahassee, Fla./Godby (Southern) |
| 99 | Nick James | DL | 6-2 | 285 | R-Fr. | Prattville, Ala./IMG Academy |

| No. | Name | Pos. |
|-----|---------------------|------|
| 1 | Donaven McCulley | WR |
| 10 | Derin McCulley | WR |
| 17 | Tyrik McDaniel | DB |
| 18 | Blaze McKibbin | QB |
| 37 | Declan McMahon | RB |
| 85 | Anthony Miller Jr. | TE |
| 97 | Jaxon Miller | LS |
| 42 | Darryl Minor Jr. | LB |
| 5 | Kobee Minor | DB |
| 2 | James Monds III | DB |
| 90 | J'mari Monette | DL |
| 20 | Louis Moore | DB |
| 45 | Lincoln Murff | DB |
| 38 | Drew Pearce | DB |
| 13 | Kamryn Perry | WR |
| 0 | Noah Pierre | DB |
| 19 | Roman Purcell | QB |
| 96 | Alejandro Quintero | P |
| 39 | Nicolas Radicic | K |
| 26 | Joshua Rudolph | LB |
| 77 | Joshua Sales Jr. | OL |
| 19 | Josh Sanguinetti | DB |
| 37 | Jackson Schott | OLB |
| 49 | Zac Scott | TE |
| 22 | Jamari Sharpe | DB |
| 23 | Jordan Shaw | DB |
| 81 | Brady Simmons | WR |
| 65 | Carter Smith | OL |
| 8 | Jaquez Smith | WR |
| 55 | Venson Sneed Jr. | DL |
| 15 | Brendan Storsby | QB |
| 84 | Aaron Steinfeldt | TE |
| 35 | Aaron Stewart | DB |
| 64 | Race Stewart | DL |
| 48 | Sam Tallen | LB |
| 15 | Nic Toomer | DB |
| 27 | Xavier Trueblood | LB |
| 28 | Christian Turner | RB |
| 14 | Kaiden Turner | LB |
| 18 | Andrew Turvy | OLB |
| 34 | Jeff Utzinger | LB |
| 45 | Trey Walker | TE |
| 47 | Finn Walters | OLB |
| 24 | Jackson Wasserstrom | WR |
| 25 | Daniel Weems | RB |
| 88 | Sam West | TE |
| 5 | Dexter Williams II | QB |
| 7 | E.J. Williams Jr. | WR |
| 79 | Max Williams | OL |
| 63 | Josh Witt | OL |
| 95 | Sean Wracher | LS |

COACHING STAFF

| | | | | | |
|-----------------|---|----------------|--|-----------------|--|
| Tom Allen | Head Coach | Justin Collett | Athletic Performance Coach | Thomas Allen | Graduate Assistant - Defense |
| Craig Johnson | Associate Head Coach/Running Backs | Matt Gebert | Athletic Performance Coach | Zach Leeds | Graduate Assistant - Offense |
| Brandon Shelby | Assistant Head Coach/Cornerbacks | Jordan Hicks | Athletic Performance Coach | David Reese | Graduate Assistant - Defense |
| Rod Carey | Offensive Coordinator/Quarterbacks | Drue Harris | Athletic Performance Coach | Kyle Schmidt | Graduate Assistant - Offense |
| Bob Bostad | Run Game Coordinator/Offensive Line | Mike Doig | Director of Football Operations | John Powell | Director of Student-Athlete Development |
| Matt Guerrieri | Co-Defensive Coordinator/Safeties | Mike Pechac | Director of Player Development/NFL Liaison & Player Academic Enhancement | Steven Ruzic | Assistant Athletic Director for Recruiting |
| Paul Randolph | Defensive Line | Jeff McInerney | Quality Control - Defense | Ryan Hansen | Director of Player Personnel |
| Kasey Teegardin | Special Teams Coordinator/Outside Linebackers | Ryan McInerney | Quality Control - Special Teams | Mark Deal | Assistant Athletic Director for Alumni Relations |
| Anthony Tucker | Co-Offensive Coordinator/Wide Receivers | Danny Friend | Quality Control - Offense | Kyle Blackman | Head Athletic Trainer |
| Chad Wilt | Defensive Coordinator/Linebackers | | | Jacob Laverman | Director of Football Rehabilitation |
| Kevin Wright | Tight Ends | | | Isaac Hicks III | Director of Sports Performance Nutrition |
| Aaron Wellman | Senior Assistant AD for Football Performance | | | | |

ROSTER BREAKDOWN

BY POSITION

Offensive Line (20)

73 Barrett, Austin
76 Bedford, Matthew
67 Benson, Kahlil
66 Bolticoff, Noah
61 Brown, Garrett
50 Carpenter, Zach
62 Evans, Drew
53 Fiacable, Vincent
54 Greer, Jack
70 Jeffries, Bubba
78 Jones, Cooper
56 Katic, Mike
68 Kowalewski, Robby
71 Larkins, Will
60 Longman, Max
74 Lynch, Bray
77 Sales Jr., Joshua
65 Smith, Carter
79 Williams, Max
63 Witt, Josh

Wide Receivers (15)

29 Bellin, Reece
80 Bohler, Derrick
6 Camper, Cam
4 Carter, DeQuece
0 Coby, Anderson
3 Cooper Jr., Omar
83 Jochem, Eli
89 Jordan, Camden
1 McCulley, Donaven
10 McCulley, Derin
13 Perry, Kamryn
81 Simmons, Brady
8 Smith, Jaquez
24 Wasserstrom, Jackson
7 Williams Jr., E.J.

Tight Ends (9)

82 Archer, Bradley
48 Bomba, James
86 Foley, Brody
39 Hendershot, Bryce
85 Miller Jr., Anthony
49 Scott, Zac
84 Steinfeldt, Aaron
45 Walker, Trey
88 West, Sam

Running Backs (8)

26 Henderson, Josh
33 Holloman, David
27 Howland, Trent
36 Lozano, Reece
12 Lucas, Jaylin
37 McMahan, Declan
28 Turner, Christian
25 Weems, Daniel

Quarterbacks (6)

2 Jackson, Tayven
14 Lowry, Broc
18 McKibbin, Blaze
19 Purcell Roman
15 Sorsby, Brendan
5 Williams II, Dexter

Defensive Backs (24)

24 Bonds, Bryson
28 Boykin, Jaz
31 Chung, Anthony
36 Conner, Clay
6 Dunnam, Phillip
30 Evans, Mitchell
25 Ferrell, Amare
16 Grier, Jordan
29 Hauptert, Luke
33 Hole, Connor
9 Johnson, Jamier
3 Johnson, JoJo
17 McDaniel, Tyrik
5 Minor, Kobee
2 Monds III, James
20 Moore, Louis
45 Murff, Lincoln
38 Pearce, Drew
0 Pierre, Noah
19 Sanguinetti, Josh
22 Sharpe, Jamari
23 Shaw, Jordan
35 Stewart, Aaron
15 Toomer, Nic

Defensive Line (14)

69 Biddings IV, Carl
96 Blidi, Philip
92 Burriss Jr., Marcus
58 Cannon, Aden
1 Carter, Andre
49 Collins, Ta'Derius
91 Cox, LeDarius
93 Harrison, Robby
99 James, Nick
57 Kameristy, Julian
51 Lucas Jr., Patrick
90 Monette, J'mari
55 Sneed Jr. Venson
64 Stewart, Race

Linebackers (12)

52 Allen, Clayton
44 Casey, Aaron
8 Casey, Jared
43 Hohlt, Matt
46 Jones, Isaiah
7 Mangum-Farrar, Jacob
42 Minor Jr., Darryl
26 Rudolph, Joshua
48 Tallen, Sam
27 Trueblood, Xavier
14 Turner, Kaiden
34 Utzinger Jeff

Outside Linebackers (8)

41 Carr Jr., Lanell
40 Greenlow, Orlando
10 Jackson, Myles
4 Jones, Anthony
98 Laing, Trey
37 Schott, Jackson
18 Turvy, Andrew
47 Walters, Finn

Kickers (3)

80 Freeman, Chris
96 Quintero, Alejandro
39 Radicic, Nicolas

Long Snappers (2)

97 Miller, Jaxon
95 Wracher, Sean

Punters (2)

94 Evans, James
96 Quintero, Alejandro

BY ELIGIBILITY

Redshirt-Senior+ (5)

1 Carter, Andre
44 Casey, Aaron
7 Mangum-Farrar, Jacob
0 Pierre, Noah
28 Turner, Christian

Redshirt-Senior (11)

82 Archer, Bradley
76 Bedford, Matthew
50 Carpenter, Zach
8 Casey, Jared
91 Cox, LeDarius
56 Katic, Mike
60 Longman, Max
51 Lucas Jr., Patrick
19 Sanguinetti, Josh
49 Scott, Zac
45 Walker, Trey

Senior+ (4)

4 Carter, DeQuece
26 Henderson, Josh
98 Laing, Trey
95 Wracher, Sean

Senior (6)

96 Blidi, Philip
6 Camper, Cam
41 Carr Jr., Lanell
42 Minor Jr., Darryl
20 Moore, Louis
7 Williams Jr., E.J.

Redshirt Junior (12)

67 Benson, Kahlil
24 Bonds, Bryson
80 Freeman, Chris
33 Hole, Connor
10 Jackson, Myles
10 McCulley, Derin
17 McDaniel, Tyrik
18 McKibbin, Blaze
5 Minor, Kobee
15 Toomer, Nic
27 Trueblood, Xavier
5 Williams II, Dexter

Junior (6)

0 Coby, Anderson
94 Evans, James
16 Grier, Jordan
9 Johnson, Jamier
1 McCulley, Donaven
26 Rudolph, Joshua

Redshirt Sophomore (21)

66 Bolticoff, Noah
48 Bomba, James
92 Burriss Jr., Marcus
53 Fiacable, Vincent
43 Hohlt, Matt
33 Holloman, David
27 Howland, Trent
83 Jochem, Eli
3 Johnson, JoJo
78 Jones, Cooper
89 Jordan, Camden
57 Kameristy, Julian
38 Pearce, Drew
19 Purcell, Roman
96 Quintero, Alejandro
77 Sales Jr., Joshua
37 Schott, Jackson
8 Smith, Jaquez
84 Steinfeldt, Aaron
64 Stewart, Race
18 Turvy, Andrew

Sophomore (4)

6 Dunnam, Phillip
12 Lucas, Jaylin
63 Witt, Josh
25 Weems, Daniel

Redshirt Freshman (30)

69 Biddings IV, Carl
58 Cannon, Aden
3 Cooper Jr., Omar
30 Evans, Mitchell
62 Evans, Drew
86 Foley, Brody
54 Greer, Jack
93 Harrison, Robby
2 Jackson, Tayven
99 James, Nick
46 Jones, Isaiah
4 Jones, Anthony
36 Lozano, Reece
74 Lynch, Bray
37 McMahan, Declan
97 Miller Jaxon
2 Monds III, James
90 Monette, J'mari
13 Perry, Kamryn
22 Sharpe, Jamari
81 Simmons, Brady
65 Smith, Carter
55 Sneed Jr., Venson
15 Sorsby, Brendan
35 Stewart, Aaron
48 Tallen, Sam
14 Turner Kaiden
34 Utzinger, Jeff
24 Wasserstrom, Jackson
79 Williams, Max

True Freshman (23)

52 Allen, Clayton
73 Barrett, Austin
29 Bellin, Reece
80 Bohler, Derrick
28 Boykin, Jaz
61 Brown, Garrett
31 Chung, Anthony
49 Collins, Ta'Derius
36 Conner, Clay
25 Ferrell, Amare
40 Greenlow Orlando
29 Hauptert, Luke
39 Hendershot, Bryce
70 Jeffries, Bubba
68 Kowalewski, Robby
71 Larkins, Will
14 Lowry, Broc
85 Miller Jr. Anthony
45 Murff, Lincoln
39 Radicic, Nicolas
23 Shaw, Jordan
47 Walters, Finn
88 West, Sam

BY STATE/COUNTRY

Indiana (40)

52 Allen, Clayton
29 Bellin, Reece
69 Biddings IV, Carl
48 Bomba, James
28 Boykin, Jaz
58 Cannon, Aden
36 Conner, Clay
3 Cooper Jr., Omar
30 Evans, Mitchell
53 Fiacable, Vincent
80 Freeman, Chris
54 Greer, Jack
29 Hauptert, Luke
39 Hendershot, Bryce
43 Hohlt, Matt
33 Hole, Connor
2 Jackson, Tayven
3 Johnson, JoJo
78 Jones, Cooper
89 Jordan, Camden
36 Lozano, Reece
10 McCulley, Derin
1 McCulley, Donaven
97 Miller, Jaxon
45 Murff, Lincoln
38 Pearce, Drew
77 Sales Jr., Joshua
37 Schott, Jackson
81 Simmons, Brady
84 Steinfeldt, Aaron
64 Stewart, Race
35 Stewart, Aaron
27 Trueblood, Xavier
18 Turvy, Andrew
34 Utzinger, Jeff
47 Walters, Finn
24 Wasserstrom, Jackson
25 Weems, Daniel
88 West, Sam
79 Williams, Max

Texas (13)

24 Bonds, Bryson
61 Brown, Garrett
92 Burriss Jr., Marcus
6 Camper, Cam
74 Lynch, Bray
7 Mangum-Farrar, Jacob
5 Minor, Kobee
42 Minor Jr., Darryl
20 Moore, Louis
96 Quintero, Alejandro
39 Radicic, Nicolas
49 Scott, Zac
15 Sorsby, Brendan

Florida (11)

80 Bohler, Derrick
0 Coby, Anderson
6 Dunnam, Phillip
25 Ferrell, Amare
98 Laing, Trey
71 Larkins, Will
2 Monds III, James
0 Pierre, Noah
19 Sanguinetti, Josh
22 Sharpe, Jamari
55 Sneed Jr., Venson

Georgia (9)

44 Casey, Aaron
16 Grier, Jordan
10 Jackson, Myles
85 Miller Jr., Anthony
13 Perry, Kamryn
8 Smith, Jaquez
15 Toomer, Nic
28 Turner, Christian
5 Williams II, Dexter

Ohio (6)

50 Carpenter, Zach
86 Foley, Brody
46 Jones, Isaiah
14 Lowry, Broc
65 Smith, Carter
95 Wracher, Sean

Alabama (5)

91 Cox, LeDarius
99 James, Nick
51 Lucas Jr., Patrick
26 Rudolph, Joshua
7 Williams Jr., E.J.

California (5)

82 Archer, Bradley
40 Greenlow, Orlando
9 Johnson, Jamier
18 McKibbin, Blaze
23 Shaw, Jordan

Illinois (5)

73 Barrett, Austin
27 Howland, Trent
57 Kameristy, Julian
48 Tallen, Sam
45 Walker, Trey

Michigan (4)

1 Carter, Andre
33 Holloman, David
68 Kowalewski, Robby
60 Longman, Max

Louisiana (3)

49 Collins, Ta'Derius
12 Lucas, Jaylin
90 Monette, J'mari

New Jersey (3)

96 Blidi, Philip
26 Henderson, Josh
19 Purcell, Roman

Wisconsin (3)

31 Chung, Anthony
62 Evans, Drew
63 Witt, Josh

Pennsylvania (2)

56 Katic, Mike
83 Jochem, Eli

South Carolina (2)

93 Harrison, Robby
17 McDaniel, Tyrik

Tennessee (2)

76 Bedford, Matthew
70 Jeffries, Bubba

Arkansas (1)

14 Turner, Kaiden

Kansas (1)

66 Bolticoff, Noah

Kentucky (1)

8 Casey, Jared

Mississippi (1)

67 Benson, Kahlil

Missouri (1)

41 Carr Jr., Lanell

Nevada (1)

4 Jones, Anthony

New York (1)

37 McMahan, Declan

New Zealand (1)

94 Evans, James

Virginia (1)

4 Carter, DeQuece



BRADLEY ARCHER

TE || 6-3 || 245 || R-SENIOR
LIVEMORE, CALIFORNIA

82

CAREER NOTES & RECORDS

Appeared in 28 games with four starts over four seasons at Stanford (2019-22) and redshirted his initial collegiate season.

2023 SEASON

Season: Appeared in five games with two starts ... made first start as a Hoosier against Ohio State (9/2) ... one of 21 transfer student-athletes to make Indiana debut in 2023.

Ohio State (9/2): Recorded first start as a Hoosier. **Indiana State (9/8):** Made first catch as a Hoosier, a 12-yard reception. **Louisville (9/16):** Had two catches for 38 yards ... made a reception for 24 yards in the third quarter. **Akron (9/23):** Logged one catch for nine yards. **at Michigan (10/14):** Caught one pass for ten yards.

ARCHER'S CAREER STATS - RECEIVING

| | GP/GS | Rec | Yds | YPR | YPG | TD | Long | High |
|---------------|-------------|----------|------------|-------------|-------------|----------|---------------|---------------|
| 2019 | 2/- | 1 | 0 | 0 | 0 | - | - | - |
| 2020 | 4/- | - | - | - | - | - | - | - |
| 2021 | 11/4 | 3 | 32 | 10.7 | 8.0 | - | 13-2x | 13-2x |
| 2022 | 11/- | - | - | - | - | - | - | - |
| 2023 | 5/2 | 5 | 69 | 13.8 | 13.8 | - | 24-LOU | 38-LOU |
| IU | 5/2 | 5 | 69 | 13.8 | 13.8 | - | 24-LOU | 38-LOU |
| Totals | 33/6 | 9 | 101 | 11.2 | 3.1 | - | 24-LOU | 38-LOU |

ARCHER'S CAREER GAME-BY-GAME

| 2023 Opponent | Receiving | | | |
|------------------|-----------|-----------|----------|-----------|
| | No. | Yds | TD | Lg |
| Ohio State | - | - | - | - |
| Indiana State | 1 | 12 | - | 12 |
| vs. Louisville | 2 | 38 | - | 24 |
| Akron | 1 | 9 | - | 9 |
| at Maryland | - | - | - | - |
| at Michigan | 1 | 10 | - | 10 |
| Totals | 5 | 69 | - | 24 |

| 2022 Opponent | Receiving | | | |
|------------------|-----------|----------|----------|----------|
| | No. | Yds | TD | Lg |
| Colgate | - | - | - | - |
| USC | - | - | - | - |
| at Washington | - | - | - | - |
| at Oregon | - | - | - | - |
| at Notre Dame | - | - | - | - |
| Arizona State | - | - | - | - |
| at UCLA | - | - | - | - |
| Washington State | - | - | - | - |
| at Utah | - | - | - | - |
| at California | - | - | - | - |
| BYU | - | - | - | - |
| Totals | - | - | - | - |

| 2021 Opponent | Receiving | | | |
|---------------------|-----------|-----------|----------|-----------|
| | No. | Yds | TD | Lg |
| Kansas State | - | - | - | - |
| at USC | - | - | - | - |
| at Vanderbilt | - | - | - | - |
| UCLA | 1 | 6 | - | 6 |
| Oregon | 1 | 13 | - | 13 |
| at Arizona State | - | - | - | - |
| at Washington State | - | - | - | - |
| Utah | - | - | - | - |
| at Oregon State | - | - | - | - |
| California | 1 | 13 | - | 13 |
| Notre Dame | - | - | - | - |
| Totals | 3 | 32 | - | 13 |

| 2020 Opponent | Receiving | | | |
|------------------|-----------|----------|----------|----------|
| | No. | Yds | TD | Lg |
| at Oregon | - | - | - | - |
| Colorado | - | - | - | - |
| Washington State | - | - | - | - |
| at California | - | - | - | - |
| at Washington | - | - | - | - |
| at Oregon State | - | - | - | - |
| at UCLA | - | - | - | - |
| Totals | - | - | - | - |

| 2019 Opponent | Receiving | | | |
|---------------------|-----------|----------|----------|----------|
| | No. | Yds | TD | Lg |
| Northwestern | - | - | - | - |
| at USC | - | - | - | - |
| at UCF | - | - | - | - |
| Oregon | - | - | - | - |
| at Oregon State | - | - | - | - |
| Washington | - | - | - | - |
| UCLA | - | - | - | - |
| Arizona | - | - | - | - |
| at Colorado | - | - | - | - |
| at Washington State | - | - | - | - |
| California | 1 | 0 | - | - |
| Notre Dame | - | - | - | - |
| Totals | 1 | 0 | - | - |



MATTHEW BEDFORD

OL || 6-6 || 305 || R-SENIOR
MEMPHIS, TENNESSEE

76

CAREER NOTES & RECORDS

Appeared in 35 career games with 33 starts ... started games at four of the five offensive line positions, excluding center ... owns starts at right tackle (21), right guard (10), left tackle (8) and left guard (3) in his career ... moved into the starting rotation in his fourth collegiate game as a true freshman in 2019.

2023 SEASON

Season: Appeared in six games with five starts at right guard.

Ohio State (9/2): Started at right guard in return from a knee injury suffered in the season opener versus Illinois (9/2) in 2022. **Indiana State (9/8):** Started at right guard and helped the offense produce 558 total yards of offense and five rushing touchdowns ... the most rushing scores by an Indiana offense since 2016 and the most of the Tom Allen era. **Louisville (9/16):** Helped protect the offense to 357 yards of total offense ... held strong for Tayven Jackson's 299 passing yards and passing touchdown ... paved the way for the team's 97-yard scoring drive in the third quarter, the longest by an Indiana team since a 98-yard drive in 2019 against Rutgers (Oct. 12).



KAHLIL BENSON

OL || 6-6 || 310 || R-JUNIOR
SOUTHAVEN, MISSISSIPPI

67

CAREER NOTES & RECORDS

Appeared in 18 career games with 11 starts ... made collegiate debut on special teams against Illinois (9/2/22) ... made first career start at Rutgers (10/22/22).

2023 SEASON

Season: Started six games at right tackle.

Indiana State (9/8): Started at right tackle and helped the offense produce 558 total yards of offense and five rushing touchdowns ... the most rushing scores by an Indiana offense since 2016 and the most of the Tom Allen era. **Louisville (9/16):** Helped protect the offense to 357 yards of total offense ... held strong for Tayven Jackson's 299 passing yards and passing touchdown ... paved the way for the team's 97-yard scoring drive in the third quarter, the longest by an Indiana team since a 98-yard drive in 2019 against Rutgers (Oct. 12).



PHILIP BLIDI

DL || 6-3 || 295 || SENIOR
TRENTON, NEW JERSEY

96

CAREER NOTES & RECORDS

Appeared in 34 games over three seasons at Texas Tech (2020-22) ... transferred to Indiana in the spring of 2023 ... married his wife, Emma, in July 2021 ... the couple has two children, daughter, Amara and son, Brooks.

2023 SEASON

Season: Started all six games ... one of 21 transfer student-athletes to make Indiana debut in 2023 ... one of 15 Hoosiers to make first career start.

Ohio State (9/2): Made first collegiate start and made one tackle. **Indiana State (9/8):** Lone tackle was a combined tackle for loss with Lanell Carr Jr. in the third quarter. **Louisville (9/16):** Charted two tackles. **Akron (9/23):** Posted six tackles ... assisted on a tackle for loss with Phillip Dunnam in the first overtime. **at Maryland (9/30):** Notched two stops. **at Michigan (10/14):** Registered three tackles.

PHILIP BLIDI'S CAREER STATS (* - at Texas Tech)

| | GP/GS | Solo | Ast | Ttl | TFL | Sacks | FF | FR-Yds | Int-Yds | QBH | PBU |
|---------------|-------------|-----------|-----------|-----------|---------------|--------------|----|--------|---------|----------|-----|
| 2020* | 9/- | 4 | 1 | 5 | - | - | - | - | - | - | - |
| 2021* | 13/- | 8 | 8 | 16 | 1.5-3 | - | - | - | - | 2 | - |
| 2022* | 12/- | 13 | 5 | 18 | 4.5-13 | 2.0-7 | - | - | - | 1 | - |
| 2023 | 6/6 | 4 | 11 | 15 | 1.0-4 | - | - | - | - | - | - |
| IU | 6/6 | 4 | 11 | 15 | 1.0-4 | - | - | - | - | - | - |
| Totals | 40/6 | 29 | 25 | 54 | 7.0-19 | 2.0-7 | - | - | - | 3 | - |

PHILIP BLIDI'S CAREER GAME-BY-GAME (* - at Texas Tech)

| 2023 | Opponent | Solo | Ast | Total | TFL | Sacks | FF | FR-Yds | Int-Yds | QBH | PBU |
|------|----------------|----------|-----------|-----------|--------------|-------|----|--------|---------|-----|-----|
| | Ohio State | - | 1 | 1 | - | - | - | - | - | - | - |
| | Indiana State | - | 1 | 1 | 0.5-2 | - | - | - | - | - | - |
| | vs. Louisville | 1 | 1 | 2 | - | - | - | - | - | - | - |
| | Akron | 2 | 4 | 6 | 0.5-2 | - | - | - | - | - | - |
| | at Maryland | - | 2 | 2 | - | - | - | - | - | - | - |
| | at Michigan | 1 | 2 | 3 | - | - | - | - | - | - | - |
| | Totals | 4 | 11 | 15 | 1.0-4 | - | - | - | - | - | - |

2022*

| Opponent | Solo | Ast | Total | TFL | Sacks | FF | FR-Yds | Int-Yds | QBH | PBU |
|-------------------|-----------|----------|-----------|---------------|--------------|----|--------|---------|----------|-----|
| Murray State | 3 | 1 | 4 | 3.0-9 | 2.0-7 | - | - | - | - | - |
| Houston | 2 | 1 | 3 | 1.5-4 | - | - | - | - | - | - |
| at NC State | 2 | 2 | 4 | - | - | - | - | - | - | - |
| Texas | - | - | - | - | - | - | - | - | - | - |
| at Kansas State | 2 | - | 2 | - | - | - | - | - | 1 | - |
| at Oklahoma State | 2 | 1 | 3 | - | - | - | - | - | - | - |
| West Virginia | - | - | - | - | - | - | - | - | - | - |
| Baylor | 2 | - | 2 | - | - | - | - | - | - | - |
| at TCU | - | - | - | - | - | - | - | - | - | - |
| Kansas | - | - | - | - | - | - | - | - | - | - |
| at Iowa State | - | - | - | - | - | - | - | - | - | - |
| Oklahoma | - | - | - | - | - | - | - | - | - | - |
| vs. Ole Miss | - | - | - | - | - | - | - | - | - | - |
| Totals | 13 | 5 | 18 | 4.5-13 | 2.0-7 | - | - | - | 1 | - |

2021*

| Opponent | Solo | Ast | Total | TFL | Sacks | FF | FR-Yds | Int-Yds | QBH | PBU |
|-----------------------|----------|----------|-----------|--------------|-------|----|--------|---------|----------|-----|
| at Houston | 1 | - | 1 | - | - | - | - | - | - | - |
| Stephen F. Austin | 2 | 1 | 3 | - | - | - | - | - | 1 | - |
| FIU | 1 | - | 1 | - | - | - | - | - | - | - |
| at Texas | 1 | 2 | 3 | - | - | - | - | - | - | - |
| at West Virginia | - | - | - | - | - | - | - | - | - | - |
| TCU | - | - | - | - | - | - | - | - | - | - |
| at Kansas | - | - | - | - | - | - | - | - | - | - |
| Kansas State | - | - | - | - | - | - | - | - | - | - |
| at Oklahoma | - | - | - | - | - | - | - | - | - | - |
| Iowa St. | - | 1 | 1 | - | - | - | - | - | - | - |
| Oklahoma State | 2 | 4 | 6 | 1.5-3 | - | - | - | - | - | - |
| Baylor | - | - | - | - | - | - | - | - | - | - |
| vs. Mississippi State | 1 | - | 1 | - | - | - | - | - | 1 | - |
| Totals | 8 | 8 | 16 | 1.5-3 | - | - | - | - | 2 | - |

2020*

| Opponent | Solo | Ast | Total | TFL | Sacks | FF | FR-Yds | Int-Yds | QBH | PBU |
|-------------------|----------|----------|----------|-----|-------|----|--------|---------|-----|-----|
| Houston Baptist | - | - | - | - | - | - | - | - | - | - |
| Texas | - | - | - | - | - | - | - | - | - | - |
| at Kansas State | 1 | - | 1 | - | - | - | - | - | - | - |
| at Iowa State | - | - | - | - | - | - | - | - | - | - |
| West Virginia | 1 | - | 1 | - | - | - | - | - | - | - |
| Oklahoma | 1 | - | 1 | - | - | - | - | - | - | - |
| at TCU | - | 1 | 1 | - | - | - | - | - | - | - |
| Baylor | - | - | - | - | - | - | - | - | - | - |
| at Oklahoma State | - | - | - | - | - | - | - | - | - | - |
| Kansas | 1 | - | 1 | - | - | - | - | - | - | - |
| Totals | 4 | 1 | 5 | - | - | - | - | - | - | - |



JAMES BOMBA

TE || 6-6 || 250 || R-SOPHOMORE
BLOOMINGTON, INDIANA

48

CAREER NOTES & RECORDS

Received scholarship prior to the 2022 season ... becomes the third generation of his family to earn a football scholarship to Indiana ... Father, **Matt Bomba** (1990-92), was a walk-on that earned a scholarship, while both grandfathers, **Brad Bomba** (1954-56) and **Bob Van Pelt** (1964-66), were on scholarship at IU

2023 SEASON

Season: Appeared in five games with three starts.

Indiana State (9/8): Caught two passes in a game for the third time in his career. **Louisville (9/16):** Pulled in a catch of 15 yards in the third quarter as part of Indiana's 97-yard scoring drive in the third quarter ... the longest scoring drive by the Indiana offense since a 98-yard drive in 2019 against Rutgers (Oct. 12). **at Maryland (9/30):** Made one catch for six yards.


BOMBA'S CAREER STATS - RECEIVING

| | GP/GS | Rec | Yds | YPR | YPG | TD | Long | High |
|---------------|-------------|----------|-----------|------------|------------|----|---------------|---------------|
| 2022 | 9/3 | 5 | 22 | 4.4 | 2.4 | - | 8-PUR | 11-PUR |
| 2023 | 5/3 | 4 | 37 | 9.3 | 7.4 | - | 15-LOU | 16-ISU |
| Totals | 14/6 | 9 | 59 | 6.6 | 4.2 | - | 15-LOU | 16-ISU |

BOMBA'S CAREER GAME-BY-GAME

| 2023 | Opponent | Receiving | No. | Yds | TD | Lg |
|------|----------------|-----------|-----------|-----|-----------|----|
| | Ohio State | - | - | - | - | - |
| | Indiana State | 2 | 16 | - | 14 | |
| | vs. Louisville | 1 | 15 | - | 15 | |
| | Akron | - | - | - | - | |
| | at Maryland | 1 | 6 | - | 6 | |
| | at Michigan | - | - | - | - | |
| | Totals | 4 | 37 | - | 15 | |

| 2022 | Opponent | Receiving | No. | Yds | TD | Lg |
|------|-------------------|-----------|-----------|-----|----------|----|
| | Illinois | - | - | - | - | - |
| | Idaho | - | - | - | - | - |
| | Western Ky. | 1 | 5 | - | 5 | |
| | at Cincinnati | - | - | - | - | |
| | at Nebraska | - | - | - | - | |
| | Michigan | - | - | - | - | |
| | Maryland | 2 | 6 | - | 5 | |
| | at Rutgers | - | - | - | - | |
| | Penn State | - | - | - | - | |
| | at Ohio State | - | - | - | - | |
| | at Michigan State | - | - | - | - | |
| | Purdue | 2 | 11 | - | 8 | |
| | Totals | 5 | 22 | - | 8 | |



BRYSON BONDS

DB || 6-1 || 200 || R-JUNIOR
FORT WORTH, TEXAS

24

CAREER NOTES & RECORDS

Appeared in 27 games ... recovered one fumble at Ohio State (11/12/22).

2023 SEASON

Season: Appeared in five games.

Ohio State (9/2): Had two solo tackles on special teams ... third-highest graded special teams player in the Big Ten (81.5) per Pro Football Focus. **at Michigan (10/14):** Lone tackle was on special teams.

BONDS' CAREER STATS

| | GP/GS | Solo | Ast | Ttl | TFL | Sacks | FF | FR-Yds | Int-Yds | QBH | PBU |
|---------------|-------------|-----------|----------|-----------|----------|----------|----------|------------|----------|----------|----------|
| 2020 | 8/- | 1 | 1 | 2 | - | - | - | - | - | - | - |
| 2021 | 3/- | - | 1 | 1 | - | - | - | - | - | - | - |
| 2022 | 12/- | 8 | 6 | 14 | - | - | - | 1-0 | - | - | - |
| 2023 | 5/- | 3 | - | 3 | - | - | - | - | - | - | - |
| Totals | 28/- | 12 | 8 | 20 | - | - | - | 1-0 | - | - | - |

BONDS' CAREER GAME-BY-GAME

2023

| Opponent | Solo | Ast | Total | TFL | Sacks | FF | FR-Yds | Int-Yds | QBH | PBU |
|----------------|----------|----------|----------|----------|----------|----------|----------|----------|----------|----------|
| Ohio State | 2 | - | 2 | - | - | - | - | - | - | - |
| Indiana State | - | - | - | - | - | - | - | - | - | - |
| vs. Louisville | - | - | - | - | - | - | - | - | - | - |
| Akron | - | - | - | - | - | - | - | - | - | - |
| at Maryland | - | - | - | - | - | - | - | - | - | - |
| at Michigan | 1 | - | 1 | - | - | - | - | - | - | - |
| Totals | 3 | - | 3 | - | - | - | - | - | - | - |

2022

| Opponent | Solo | Ast | Total | TFL | Sacks | FF | FR-Yds | Int-Yds | QBH | PBU |
|-------------------|----------|----------|-----------|----------|----------|----------|------------|----------|----------|----------|
| Illinois | - | - | - | - | - | - | - | - | - | - |
| Idaho | 1 | 2 | 3 | - | - | - | - | - | - | - |
| Western Ky. | - | - | - | - | - | - | - | - | - | - |
| at Cincinnati | - | - | - | - | - | - | - | - | - | - |
| at Nebraska | 1 | - | 1 | - | - | - | - | - | - | - |
| Michigan | - | - | - | - | - | - | - | - | - | - |
| Maryland | 1 | - | 1 | - | - | - | - | - | - | - |
| at Rutgers | 1 | - | 1 | - | - | - | - | - | - | - |
| Penn State | - | 3 | 3 | - | - | - | - | - | - | - |
| at Ohio State | 3 | 1 | 4 | - | - | - | 1-0 | - | - | - |
| at Michigan State | 1 | - | 1 | - | - | - | - | - | - | - |
| Purdue | - | - | - | - | - | - | - | - | - | - |
| Totals | 8 | 6 | 14 | - | - | - | 1-0 | - | - | - |

2021

| Opponent | Solo | Ast | Total | TFL | Sacks | FF | FR-Yds | Int-Yds | QBH | PBU |
|----------------|----------|----------|----------|----------|----------|----------|----------|----------|----------|----------|
| at Iowa | - | 1 | 1 | - | - | - | - | - | - | - |
| Idaho | - | - | - | - | - | - | - | - | - | - |
| Cincinnati | - | - | - | - | - | - | - | - | - | - |
| at Western Ky. | - | - | - | - | - | - | - | - | - | - |
| at Penn State | - | - | - | - | - | - | - | - | - | - |
| Michigan State | - | - | - | - | - | - | - | - | - | - |
| Ohio State | - | - | - | - | - | - | - | - | - | - |
| at Maryland | - | - | - | - | - | - | - | - | - | - |
| at Michigan | - | - | - | - | - | - | - | - | - | - |
| Rutgers | - | - | - | - | - | - | - | - | - | - |
| Minnesota | - | - | - | - | - | - | - | - | - | - |
| at Purdue | - | - | - | - | - | - | - | - | - | - |
| Totals | - | 1 | 1 | - | - | - | - | - | - | - |

2020

| Opponent | Solo | Ast | Total | TFL-Yds | Sacks | FF | FR-Yds | Int-Yds | QBH | PBU |
|-----------------|----------|----------|----------|----------|----------|----------|----------|----------|----------|----------|
| Penn State | - | 1 | 1 | - | - | - | - | - | - | - |
| at Rutgers | 1 | - | 1 | - | - | - | - | - | - | - |
| Michigan | - | - | - | - | - | - | - | - | - | - |
| at Michigan St. | - | - | - | - | - | - | - | - | - | - |
| at Ohio State | - | - | - | - | - | - | - | - | - | - |
| Maryland | - | - | - | - | - | - | - | - | - | - |
| at Wisconsin | - | - | - | - | - | - | - | - | - | - |
| vs. Ole Miss | - | - | - | - | - | - | - | - | - | - |
| Totals | 1 | 1 | 2 | - | - | - | - | - | - | - |



MARCUS BURRIS JR.

DL || 6-4 || 290 || R-SOPHOMORE
TEXARKANA, TEXAS

92

CAREER NOTES & RECORDS

Appeared in eight games over two seasons at Texas A&M (2021-22) and redshirted his initial season on campus.

2023 SEASON

Season: Appeared in six games with two starts ... one of 21 transfer student-athletes to make Indiana debut in 2023 ... one of 15 Hoosiers to make first career start.

Ohio State (9/2): Notched one tackle in his first appearance as a Hoosier. **Indiana State (9/8):** Posted first career sack when he brought down Indiana State quarterback Evan Olaes for a 1-yard loss in the third quarter. **at Maryland (9/30):** Made first career start ... had two stops ... blocked first career kick on a field goal attempt in the fourth quarter. **at Michigan (10/14):** Logged two solo tackles.

MARCUS BURRIS' CAREER STATS (* - at Texas A&M)

| | GP/GS | Solo | Ast | Ttl | TFL | Sacks | FF | FR-Yds | Int-Yds | QBH | PBU |
|---------------|-------------|----------|----------|----------|--------------|--------------|----------|----------|----------|----------|----------|
| 2021* | - | - | - | - | - | - | - | - | - | - | - |
| 2022* | 8/- | - | 1 | 1 | - | - | - | - | - | 1 | - |
| 2023 | 6/2 | 4 | 2 | 6 | 1.0-1 | 1.0-1 | - | - | - | - | - |
| IU | 6/2 | 4 | 2 | 6 | 1.0-1 | 1.0-1 | - | - | - | - | - |
| Totals | 14/2 | 4 | 3 | 7 | 1.0-1 | 1.0-1 | - | - | - | 1 | - |

MARCUS BURRIS' CAREER GAME-BY-GAME (* - at Texas A&M)

2023

| Opponent | Solo | Ast | Total | TFL | Sacks | FF | FR-Yds | Int-Yds | QBH | PBU |
|----------------|----------|----------|----------|--------------|--------------|----------|----------|----------|----------|----------|
| Ohio State | - | 1 | 1 | - | - | - | - | - | - | - |
| Indiana State | 1 | - | 1 | 1.0-1 | 1.0-1 | - | - | - | - | - |
| vs. Louisville | - | - | - | - | - | - | - | - | - | - |
| Akron | - | - | - | - | - | - | - | - | - | - |
| at Maryland | 1 | 1 | 2 | - | - | - | - | - | - | - |
| at Michigan | 2 | - | 2 | - | - | - | - | - | - | - |
| Totals | 4 | 2 | 6 | 1.0-1 | 1.0-1 | - | - | - | - | - |

2022*

| Opponent | Solo | Ast | Total | TFL | Sacks | FF | FR-Yds | Int-Yds | QBH | PBU |
|--------------------|----------|----------|----------|----------|----------|----------|----------|----------|----------|----------|
| Sam Houston | - | - | - | - | - | - | - | - | - | 1 |
| Appalachian St. | - | - | - | - | - | - | - | - | - | - |
| Miami | - | - | - | - | - | - | - | - | - | - |
| Arkansas | - | - | - | - | - | - | - | - | - | - |
| at Mississippi St. | - | 1 | 1 | - | - | - | - | - | - | - |
| at Alabama | - | - | - | - | - | - | - | - | - | - |
| at South Carolina | - | - | - | - | - | - | - | - | - | - |
| Ole Miss | - | - | - | - | - | - | - | - | - | - |
| Florida | - | - | - | - | - | - | - | - | - | - |
| at Auburn | - | - | - | - | - | - | - | - | - | - |
| UMass | - | - | - | - | - | - | - | - | - | - |
| LSU | - | - | - | - | - | - | - | - | - | - |
| Totals | - | 1 | 1 | - | - | - | - | - | - | - |



CAM CAMPER

WR || 6-2 || 195 || SENIOR
LANCASTER, TEXAS

6

CAREER NOTES & RECORDS

Logged 156 yards receiving in his Indiana debut, the most by a Hoosier in a debut in program history ... one of eight Hoosiers all-time (10 occurrences) to log multiple double-digit catch games in a career, just one shy of **Whop Philyor** (3; 2019) and **Damarlo Belcher** (3; 2010) atop that list ... was named to 2023 College Football Comeback Player of the Year Preseason Watch List after his return from injury.

2023 SEASON

Season: Started all six games ... start against No. 3/4 Ohio State in his first game back from injury suffered at Rutgers (knee) on Oct. 22, 2022.

Ohio State (9/2): Made three catches for a team-high 35 yards ... had 24-yard grab for Indiana quarterback Tayven Jackson's first completion as a Hoosier. **Indiana State (9/8):** Made three catches for 37 yards. **Louisville (9/16):** Pulled in three catches for 74 yards ... had a 41-yard reception. **Akron (9/23):** Made four catches for 103 yards ... one touchdown in the first overtime period to tie the game at 24-24 ... had two 40-yard receptions. **at Michigan (10/14):** Hauled in three catches for 29 yards.

CAMPER'S CAREER STATS

| | GP/GS | Rec | Yds | YPR | YPG | TD | Long | High |
|---------------|--------------|-----------|------------|-------------|-------------|----------|---------------|----------------|
| 2022 | 7/7 | 46 | 569 | 12.4 | 81.3 | 2 | 40-ILL | 156-ILL |
| 2023 | 6/6 | 16 | 285 | 17.8 | 47.5 | 1 | 41-LOU | 103-AKR |
| Totals | 13/13 | 62 | 820 | 13.2 | 63.1 | 3 | 41-LOU | 156-ILL |

CAMPER'S CAREER GAME-BY-GAME

| 2023 Opponent | Receiving | | | |
|------------------|-----------|------------|----------|-----------|
| | No. | Yds | TD | Lg |
| Ohio State | 3 | 35 | - | 24 |
| Indiana State | 3 | 37 | - | 21 |
| vs. Louisville | 3 | 74 | - | 41 |
| Akron | 4 | 103 | 1 | 40 |
| at Maryland | - | - | - | - |
| at Michigan | 3 | 39 | - | 15 |
| Totals | 16 | 285 | - | 41 |

| 2022 Opponent | Receiving | | | |
|-------------------|-----------|------------|----------|-----------|
| | No. | Yds | TD | Lg |
| Illinois | 11 | 156 | - | 40 |
| Idaho | 4 | 43 | - | 18 |
| Western Ky. | 8 | 93 | 1 | 26 |
| at Cincinnati | 10 | 126 | - | 20 |
| at Nebraska | - | - | - | - |
| Michigan | 2 | 39 | - | 33 |
| Maryland | 6 | 69 | 1 | 24 |
| at Rutgers | 5 | 43 | - | 19 |
| Penn State | - | - | - | - |
| at Ohio State | - | - | - | - |
| at Michigan State | - | - | - | - |
| Purdue | - | - | - | - |
| Totals | 46 | 569 | 2 | 40 |



ZACH CARPENTER

OL || 6-5 || 295 || R-SENIOR
CINCINNATI, OHIO

50

CAREER NOTES & RECORDS

Made 21 career appearances with 19 starts ... has played both center and right guard ... started 14 times at center and five times at right guard.

2023 SEASON

Season: Started all six games at center.

Indiana State (9/8): Started at center and helped the offense produce 558 total yards of offense and five rushing touchdowns ... the most rushing scores by an Indiana offense since 2016 and the most of the Tom Allen era. **Louisville (9/16):** Helped protect the offense to 357 yards of total offense ... held strong for Tayven Jackson's 299 passing yards and passing touchdown ... paved the way for the team's 97-yard scoring drive in the third quarter, the longest by an Indiana team since a 98-yard drive in 2019 against Rutgers (Oct. 12).



LANELL CARR JR.

OLB || 6-1 || 240 || SENIOR
ST. LOUIS, MISSOURI

41

CAREER NOTES & RECORDS

Appeared in 27 games with four starts over three seasons at West Virginia (2020-22) ... transferred to Indiana in the spring of 2023.

2023 SEASON

Season: Appeared in six games with four starts ... first start as a Hoosier came against No. 3/4 Ohio State ... one of 21 transfer student-athletes to make Indiana debut in 2023.

Ohio State (9/2): Made three stops in his first start as a Hoosier. **Indiana State (9/8):** Made four tackles ... combined with Philip Bliidi for a tackle for loss in the third quarter ... made first sack as a Hoosier in the first quarter. **Louisville (9/16):** Charted one solo tackle. **Akron (9/23):** Posted three tackles and one pass breakup. **at Michigan (10/14):** Registered four tackles ... logged first career multi-sack game with 2.0 sacks ... both sacks came in the first quarter.

CARR'S CAREER STATS (* - at West Virginia)

| | GP/GS | Solo | Ast | Ttl | TFL | Sacks | FF | FR-Yds | Int-Yds | QBH | PBU |
|---------------|-------------|-----------|-----------|-----------|---------------|---------------|----------|----------|----------|----------|----------|
| 2020* | 6/- | 1 | - | 1 | - | - | - | - | - | - | - |
| 2021* | 9/2 | 2 | 2 | 4 | - | - | - | - | - | - | - |
| 2022* | 12/2 | 8 | 13 | 21 | 4.5-15 | 1.0-9 | - | - | - | 2 | 1 |
| 2023 | 6/4 | 8 | 7 | 15 | 3.5-26 | 3.0-23 | - | - | - | 1 | 1 |
| IU | 6/4 | 8 | 7 | 15 | 3.5-26 | 3.0-23 | - | - | - | 1 | 1 |
| Totals | 33/8 | 19 | 22 | 41 | 8.0-41 | 4.0-32 | - | - | - | 3 | 2 |

CARR'S CAREER GAME-BY-GAME (* - at West Virginia)

| 2023 Opponent | Solo | Ast | Total | TFL | Sacks | FF | FR-Yds | Int-Yds | QBH | PBU |
|------------------|------------|----------|-----------|---------------|---------------|----------|----------|----------|----------|----------|
| | Ohio State | - | 3 | 3 | - | - | - | - | - | - |
| Indiana State | 2 | 2 | 4 | 1.5-9 | 1.0-6 | - | - | - | 1 | - |
| vs. Louisville | 1 | - | 1 | - | - | - | - | - | - | - |
| Akron | 2 | 1 | 3 | - | - | - | - | - | - | 1 |
| at Maryland | - | - | - | - | - | - | - | - | - | - |
| at Michigan | 3 | 1 | 4 | 2.0-17 | 2.0-17 | - | - | - | - | - |
| Totals | 8 | 7 | 15 | 3.5-26 | 3.0-23 | - | - | - | 1 | 1 |

| 2022* Opponent | Solo | Ast | Total | TFL | Sacks | FF | FR-Yds | Int-Yds | QBH | PBU |
|-------------------|----------|-----------|-----------|---------------|----------|----------|----------|----------|----------|----------|
| | at Pitt | - | - | - | - | - | - | - | - | - |
| Kansas | 1 | - | 1 | - | - | - | - | - | - | - |
| Towson | 1 | 1 | 2 | 1.0-1 | - | - | - | - | - | - |
| at Virginia Tech | - | 1 | 1 | - | - | - | - | - | 1 | - |
| at Texas | 1 | 2 | 3 | 1.5-3 | - | - | - | - | - | - |
| Baylor | 1 | - | 1 | - | - | - | - | - | - | - |
| at Texas Tech | 2 | 1 | 3 | 1.0-2 | - | - | - | - | - | - |
| TCU | - | - | - | - | - | - | - | - | - | - |
| at Iowa State | - | 2 | 2 | - | - | - | - | - | - | - |
| Oklahoma | - | 2 | 2 | - | - | - | - | - | - | - |
| Kansas State | - | 3 | 3 | - | - | - | - | - | 1 | - |
| at Ok. State | 2 | 1 | 3 | 1.0-9 | - | - | - | - | - | 1 |
| Totals | 8 | 13 | 21 | 4.5-15 | - | - | - | - | 2 | 1 |

| 2021* Opponent | Solo | Ast | Total | TFL | Sacks | FF | FR-Yds | Int-Yds | QBH | PBU |
|-------------------|-------------|----------|----------|----------|----------|----------|----------|----------|----------|----------|
| | at Maryland | - | - | - | - | -DNP- | - | - | - | - |
| LIU | 1 | 1 | 2 | - | - | - | - | - | - | - |
| Virginia Tech | - | - | - | - | - | - | - | - | - | - |
| at Oklahoma | - | - | - | - | -DNP- | - | - | - | - | - |
| Texas Tech | - | - | - | - | -DNP- | - | - | - | - | - |
| at Baylor | - | - | - | - | - | - | - | - | - | - |
| at TCU | - | - | - | - | - | - | - | - | - | - |
| Iowa State | - | - | - | - | - | - | - | - | - | - |
| Ok. State | - | 1 | 1 | - | - | - | - | - | - | - |
| at Kansas St. | - | - | - | - | - | - | - | - | - | - |
| Texas | - | - | - | - | - | - | - | - | - | - |
| at Kansas | 1 | - | 1 | - | - | - | - | - | - | - |
| Minnesota | - | - | - | - | -DNP- | - | - | - | - | - |
| Totals | 2 | 2 | 4 | - | - | - | - | - | - | - |

2020*

| Opponent | Solo | Ast | Total | TFL | Sacks | FF | FR-Yds | Int-Yds | QBH | PBU |
|---------------|----------|----------|----------|----------|------------|----------|----------|----------|----------|----------|
| Eastern Ky. | 1 | - | 1 | - | - | - | - | - | - | - |
| at Ok. State | - | - | - | - | -DNP- | - | - | - | - | - |
| Baylor | - | - | - | - | - | - | - | - | - | - |
| Kansas | - | - | - | - | -DNP- | - | - | - | - | - |
| at Texas Tech | - | - | - | - | -DNP- | - | - | - | - | - |
| Kansas State | - | - | - | - | - | - | - | - | - | - |
| at Texas | - | - | - | - | - | - | - | - | - | - |
| TCU | - | - | - | - | - | - | - | - | - | - |
| at Iowa State | - | - | - | - | -DNP- | - | - | - | - | - |
| Oklahoma | - | - | - | - | -Canceled- | - | - | - | - | - |
| Army | - | - | - | - | - | - | - | - | - | - |
| Totals | 1 | - | 1 | - | - | - | - | - | - | - |



ANDRE CARTER

DL || 6-5 || 270 || R-SENIOR+
DETROIT, MICHIGAN

1

CAREER NOTES & RECORDS

Appeared in 46 games with 24 starts in four seasons at Western Michigan (2018-22) and redshirted his initial collegiate season ... second-team All-MAC selection in 2022.

2023 SEASON

Season: Started all six games ... one of 21 transfer student-athletes to make Indiana debut in 2023.

Ohio State (9/2): Posted four tackles, including 2.0 tackles for loss in Indiana debut ... added one pass breakup ... all four tackles went for zero yards or minus yardage ... tackled Devin Brown for a 3-yard loss in the second quarter ... added a fourth-quarter TFL of DeaMonte Traynum. **Indiana State (9/2):** Notched four tackles ... had solo sack in the third quarter ... 2.0 tackles for loss ... forced a 1-yard loss in the first quarter. **Louisville (9/16):** Logged four tackles and one pass breakup. **Akron (9/23):** Recorded four tackles ... a solo sack in the third quarter, forced a loss of 11 yards ... had stop on third down in the second overtime to force an Akron field goal. **at Maryland (9/30):** Made four stops ... had one tackle for loss in the fourth quarter. **at Michigan (10/14):** Notched two tackles.

A. CARTER'S CAREER STATS

| | GP/GS | Solo | Ast | Ttl | TFL | Sacks | FF | FR-Yds | Int-Yds | QBH | PBU |
|---------------|--------------|-----------|-----------|------------|-----------------|----------------|----------|----------|-------------|-----------|----------|
| 2018 | 4/- | 5 | 2 | 7 | 2.0-7 | - | 1 | - | - | - | - |
| 2019 | 13/- | 8 | 15 | 23 | 5.5-19 | 2.5-14 | - | - | 1-29 | 6 | - |
| 2020 | 5/1 | 2 | 3 | 5 | 1.5-5 | 0.5-2 | - | - | - | - | - |
| 2021 | 12/10 | 17 | 12 | 29 | 5.5-26 | 2.5-18 | 1 | - | - | 5 | - |
| 2022 | 12/12 | 35 | 33 | 68 | 13.5-59 | 7.0-41 | 2 | - | 1-11 | 3 | - |
| 2023 | 6/6 | 11 | 11 | 22 | 6.0-27 | 2.0-16 | - | - | - | 2 | 2 |
| IU | 6/6 | 11 | 11 | 22 | 6.0-27 | 2.0-16 | - | - | - | 2 | 2 |
| Totals | 52/29 | 78 | 76 | 154 | 34.0-143 | 14.5-91 | 4 | - | 2-40 | 16 | 2 |

A. CARTER'S CAREER GAME-BY-GAME (* - at Western Michigan)

| 2023 | Opponent | Solo | Ast | Total | TFL | Sacks | FF | FR-Yds | Int-Yds | QBH | PBU |
|------|----------------|-----------|-----------|-----------|---------------|---------------|----------|----------|----------|----------|----------|
| | Ohio State | 2 | 2 | 4 | 2.0-7 | - | - | - | - | - | 1 |
| | Indiana State | 3 | 1 | 4 | 2.0-6 | 1.0-5 | - | - | - | - | - |
| | vs. Louisville | 1 | 3 | 4 | - | - | - | - | - | 2 | 1 |
| | Akron | 3 | 1 | 4 | 1.0-11 | 1.0-11 | - | - | - | - | - |
| | at Maryland | 2 | 2 | 4 | 1.0-3 | - | - | - | - | - | - |
| | at Michigan | - | 2 | 2 | - | - | - | - | - | - | - |
| | Totals | 11 | 11 | 22 | 6.0-27 | 2.0-16 | - | - | - | 2 | 2 |

2022*

| Opponent | Solo | Ast | Total | TFL | Sacks | FF | FR-Yds | Int-Yds | QBH | PBU |
|-------------------|-----------|-----------|-----------|----------------|---------------|----------|----------|-------------|-----------|----------|
| at Michigan St. | 3 | 4 | 7 | 1.0-7 | 1.0-7 | - | - | - | 1 | - |
| at Ball State | 3 | - | 3 | - | - | - | - | - | - | - |
| Pittsburgh | 6 | 5 | 11 | 1.0-3 | - | - | - | - | 1 | - |
| at San Jose State | 2 | 1 | 3 | - | - | - | - | - | 2 | - |
| New Hampshire | 2 | 2 | 4 | 1.0-4 | - | - | - | - | 1 | - |
| Eastern Mich. | 4 | 2 | 6 | 1.0-5 | 1.0-5 | - | - | - | - | - |
| Ohio | 4 | 2 | 6 | - | - | - | - | - | 3 | - |
| at Miami (OH) | 2 | 5 | 7 | 3.0-14 | 1.5-9 | 1 | - | - | - | - |
| at Bowling Green | 0 | 2 | 2 | - | - | - | - | - | - | - |
| Northern Illinois | 2 | 4 | 6 | 1.0-3 | - | - | - | 1-11 | - | - |
| at Central Mich. | 5 | 1 | 6 | 3.0-14 | 2.0-13 | - | - | - | - | - |
| Toledo | 2 | 5 | 7 | 2.5-9 | 1.5-7 | 1 | - | - | 3 | - |
| Totals | 35 | 33 | 68 | 13.5-59 | 7.0-41 | 2 | - | 1-11 | 11 | - |

2021*

| Opponent | Solo | Ast | Total | TFL | Sacks | FF | FR-Yds | Int-Yds | QBH | PBU |
|----------------------|-----------|-----------|-----------|---------------|---------------|----------|----------|----------|----------|----------|
| at Michigan | - | 3 | 3 | - | - | - | - | - | - | - |
| Illinois State | 1 | 1 | 2 | 0.5-3 | 0.5-3 | - | - | - | 1 | - |
| at Pittsburgh | - | - | - | - | - | - | - | - | - | - |
| San Jose State | - | - | - | - | -DNP- | - | - | - | - | - |
| at Buffalo | 2 | - | 2 | 1.0-1 | - | - | - | - | - | - |
| Ball State | 1 | - | 1 | 1.0-9 | 1.0-9 | 1 | - | - | - | - |
| Kent State | 1 | - | 1 | - | - | - | - | - | - | - |
| at Toledo | 3 | 2 | 5 | 1.0-4 | - | - | - | - | 1 | - |
| Central Mich. | 2 | - | 2 | - | - | - | - | - | - | - |
| Akron | 2 | - | 2 | - | - | - | - | - | 3 | - |
| at Eastern Mich. | 2 | 4 | 6 | 2.0-9 | 1.0-6 | - | - | - | - | - |
| at Northern Illinois | 1 | 1 | 2 | - | - | - | - | - | - | - |
| Nevada | 2 | 1 | 3 | - | - | - | - | - | - | - |
| Totals | 17 | 12 | 29 | 5.5-26 | 2.5-18 | 1 | - | - | 5 | - |

2020*

| Opponent | Solo | Ast | Total | TFL | Sacks | FF | FR-Yds | Int-Yds | QBH | PBU |
|-------------------|----------|----------|----------|--------------|--------------|----------|----------|----------|----------|----------|
| at Akron | - | 1 | 1 | - | - | - | - | - | - | - |
| at Toledo | - | - | - | - | -DNP- | - | - | - | - | - |
| at Central Mich. | - | - | - | - | - | - | - | - | - | - |
| Northern Illinois | 1 | 2 | 3 | 0.5-2 | 0.5-2 | - | - | - | - | - |
| Eastern Mich. | 1 | - | 1 | 1.0-3 | - | 1 | - | - | - | - |
| at Ball State | - | - | - | - | - | - | - | - | - | - |
| Totals | 2 | 3 | 5 | 1.5-5 | 0.5-2 | 1 | - | - | - | - |

2019*

| Opponent | Solo | Ast | Total | TFL | Sacks | FF | FR-Yds | Int-Yds | QBH | PBU |
|------------------|----------|-----------|-----------|---------------|---------------|----------|----------|-------------|----------|----------|
| Monmouth | 1 | 2 | 3 | 0.5-0 | - | - | - | 1-29 | - | - |
| at Michigan St. | - | - | - | - | - | - | - | - | - | - |
| Georgia State | 2 | 2 | 4 | 1.5-4 | - | - | - | - | - | - |
| at Syracuse | - | 2 | 2 | - | - | - | - | - | - | - |
| Central Mich. | 1 | 1 | 2 | - | - | - | - | - | 3 | - |
| at Toledo | 2 | 3 | 5 | 2.0-8 | 1.0-7 | - | - | - | - | - |
| Miami (OH) | - | 2 | 2 | - | - | - | - | - | 2 | - |
| at Eastern Mich. | - | 1 | 1 | 0.5-3 | 0.5-3 | - | - | - | - | - |
| Bowling Green | - | 1 | 1 | - | - | - | - | - | - | - |
| Ball State | 2 | 1 | 3 | 1.0-4 | 1.0-4 | - | - | - | 1 | - |
| at Ohio | - | - | - | - | - | - | - | - | - | - |
| at Northern Ill. | - | - | - | - | - | - | - | - | - | - |
| Western Ky. | - | - | - | - | - | - | - | - | - | - |
| Totals | 8 | 15 | 23 | 5.5-19 | 2.5-14 | - | - | 1-29 | 6 | - |

2018*

| Opponent | Solo | Ast | Total | TFL | Sacks | FF | FR-Yds | Int-Yds | QBH | PBU |
|-------------------|----------|----------|----------|--------------|----------|----------|----------|----------|----------|----------|
| Syracuse | - | - | - | - | -DNP- | - | - | - | - | - |
| at Michigan | 1 | - | 1 | - | - | - | - | - | - | - |
| Delaware State | 3 | 1 | 4 | 2.0-7 | - | 1 | - | - | - | - |
| at Georgia State | - | 1 | 1 | - | - | - | - | - | - | - |
| Miami (OH) | - | - | - | - | -DNP- | - | - | - | - | - |
| Eastern Mich. | - | - | - | - | -DNP- | - | - | - | - | - |
| Bowling Green | - | - | - | - | -DNP- | - | - | - | - | - |
| Central Mich. | - | - | - | - | -DNP- | - | - | - | - | - |
| Toledo | - | - | - | - | -DNP- | - | - | - | - | - |
| Ohio | - | - | - | - | -DNP- | - | - | - | - | - |
| Ball State | - | - | - | - | -DNP- | - | - | - | - | - |
| Northern Illinois | - | - | - | - | -DNP- | - | - | - | - | - |
| BYU | 1 | - | 1 | - | - | - | - | - | - | - |
| Totals | 5 | 2 | 7 | 2.0-7 | - | 1 | - | - | - | - |



DEQUECE CARTER

WR || 6-0 || 200 || SENIOR+
LOUISA, VIRGINIA

4

CAREER NOTES & RECORDS

Started 38 games over four seasons at Fordham (2019-22) ... joined IU in the summer of 2023 ... eclipsed 1,000 receiving yards in 2022 to go along with 13 touchdowns at Fordham ... tied the Fordham single-game record with 14 receptions against Colgate (11/19/22) and had a career-high of 218 yards ... ranks No. 4 all-time in Fordham history in touchdown receptions (31) and No. 3 in receiving yards (3,035) ... also ranks No. 8 in career receptions (176) at Fordham ... three-time first-team All-Patriot League ... HERO Sports Freshman All-America honors in 2019.

2023 SEASON

Season: Appeared in six games with three starts ... first start as a Hoosier came against Indiana State (9/8) ... one of 21 transfer student-athletes to make Indiana debut in 2023.

Ohio State (9/2): Pulled down first reception as a Hoosier with a 16-yard reception in the fourth quarter. **Indiana State (9/8):** Made his first start a Hoosier ... had two catches for 16 yards. **Akron (9/23):** Had one catch for 20 yards. **at Maryland (9/30):** Posted two receptions for 31 yards ... long catch of 26 yards. **at Michigan (10/14):** Made one catch for five yards.

D. CARTER'S CAREER STATS - RECEIVING (* - at Fordham)

| | GP/GS | Rec | Yds | YPR | YPG | TD | Long | High |
|---------------|--------------|------------|--------------|-------------|-------------|-----------|---------------|----------------|
| 2019* | 12/12 | 53 | 723 | 13.6 | 60.3 | 5 | 55-LAF | 170-LAF |
| 2020* | 3/3 | 19 | 274 | 14.4 | 91.3 | 2 | 46-2x | 155-HC |
| 2021* | 11/11 | 48 | 872 | 18.2 | 79.3 | 11 | 52-WAG | 127-COL |
| 2022* | 12/12 | 56 | 1,166 | 20.8 | 97.2 | 13 | 51-UNH | 218-COL |
| 2023 | 6/3 | 7 | 88 | 12.6 | 14.7 | - | 26-UMD | 31-UMD |
| IU | 6/3 | 7 | 88 | 12.6 | 14.7 | - | 26-UMD | 31-UMD |
| Totals | 44/41 | 182 | 3,107 | 17.1 | 70.6 | 31 | 55-LAF | 218-COL |

NOTE: Has one career punt return at Bucknell in 2022 (28 yards).

D. CARTER'S CAREER GAME-BY-GAME (* - at Fordham)

| 2023 Opponent | Receiving | | | |
|------------------|-----------|-----------|----------|-----------|
| | No. | Yds | TD | Lg |
| Ohio State | 1 | 16 | - | 16 |
| Indiana State | 2 | 16 | - | 10 |
| vs. Louisville | - | - | - | - |
| Akron | 1 | 20 | - | 20 |
| at Maryland | 2 | 31 | - | 26 |
| at Michigan | 1 | 5 | - | 5 |
| Totals | 7 | 88 | - | 20 |

| 2022* Opponent | Receiving | | | |
|-------------------|-----------|--------------|-----------|-----------|
| | No. | Yds | TD | Lg |
| at Wagner | 2 | 26 | - | 15 |
| at Monmouth | 2 | 85 | 1 | 47 |
| Albany | 5 | 84 | - | 42 |
| at Ohio | 4 | 70 | 1 | 45 |
| Georgetown | 4 | 95 | 1 | 46 |
| at Lehigh | 3 | 129 | 1 | 46 |
| Stony Brook | 8 | 140 | 1 | 26 |
| at Holy Cross | 4 | 107 | 3 | 38 |
| at Bucknell | 3 | 44 | - | 15 |
| Lafayette | 6 | 117 | 2 | 35 |
| Colgate | 14 | 218 | 2 | 41 |
| at New Hampshire | 1 | 51 | 1 | 51 |
| Totals | 56 | 1,166 | 13 | 51 |

| 2021* Opponent | Receiving | | | |
|-------------------|-----------|------------|-----------|-----------|
| | No. | Yds | TD | Lg |
| at Nebraska | 5 | 69 | - | 25 |
| Monmouth | 5 | 97 | 2 | 39 |
| at FAU | 3 | 111 | 1 | 48 |
| at Stony Brook | 3 | 58 | 2 | 40 |
| at Lafayette | 1 | 25 | - | 25 |
| Wagner | 4 | 94 | - | 52 |
| Bucknell | 10 | 87 | 2 | 21 |
| Lehigh | 5 | 97 | 1 | 50 |
| at Georgetown | 4 | 46 | 1 | 14 |
| Holy Cross | 2 | 61 | 1 | 32 |
| at Colgate | 6 | 127 | 1 | 49 |
| Totals | 48 | 872 | 11 | 52 |

| 2020* Opponent | Receiving | | | |
|-------------------|-----------|------------|----------|-----------|
| | No. | Yds | TD | Lg |
| at Holy Cross | 11 | 155 | 1 | 46 |
| Colgate | 1 | 8 | - | 8 |
| at Bucknell | 7 | 111 | 1 | 46 |
| Totals | 19 | 274 | 2 | 46 |

| 2019* Opponent | Receiving | | | |
|-------------------|-----------|------------|----------|-----------|
| | No. | Yds | TD | Lg |
| Central Conn. | 3 | 39 | 1 | 17 |
| at Ball State | 5 | 47 | - | 15 |
| at Bryant | 3 | 53 | - | 38 |
| at Stony Brook | 5 | 32 | - | 22 |
| Richmond | 1 | 5 | - | 5 |
| at Yale | 2 | 70 | 1 | 48 |
| at Georgetown | 4 | 51 | - | 31 |
| Lehigh | 2 | 9 | - | 6 |
| at Lafayette | 8 | 170 | 1 | 55 |
| at Colgate | 3 | 40 | - | 34 |
| Holy Cross | 7 | 120 | 2 | 42 |
| Bucknell | 10 | 87 | - | 12 |
| Totals | 53 | 723 | 5 | 55 |



AARON CASEY

**LB || 6-2 || 235 || R-SENIOR+
DOUGLASVILLE, GEORGIA**

44

CAREER NOTES & RECORDS

Voted team captain prior to 2023 season ... earned 2022 honorable mention All-Big Ten from the conference media panel ... named third-team All-Big Ten by Pro Football Focus in 2022 ... selected fourth-team All-Big Ten by Phil Steele after 2022 season.

2023 SEASON

Season: Started all six games.

Ohio State (9/2): Posted fifth career double-digit tackle game with team-high 11 stops ... nine of 11 stops were solo ... made solo tackle for loss in third quarter on TreVeyon Henderson. **Indiana State (9/8):** Logged seven tackles with one pass breakup. **Louisville (9/16):** Had sixth career double-digit tackle game with a team-high 10 tackles ... boasted career-best 2.0 sacks ... tied a career high of 3.0 tackles for loss ... had a sack in the first and fourth quarter ... tackle for loss came in the fourth quarter. **Akron (9/23):** Registered 13 tackles for his seventh career double-digit tackle game ... added a solo tackle for loss in the first overtime. **at Maryland (9/30):** Charted two tackles with 1.0 tackle for loss ... made stop behind the line of scrimmage of Roman Hemby in the second quarter. **at Michigan (10/14):** Made seven stops with 2.0 tackles for loss ... sacked J.J. McCarthy in the first quarter and forced a fumble on the play ... tackled Blake Corum for a three-yard loss in the third quarter.

A. CASEY'S CAREER STATS

| | GP/GS | Solo | Ast | Ttl | TFL | Sacks | FF | FR-Yds | Int-Yds | QBH | PBU |
|---------------|--------------|------------|-----------|------------|----------------|---------------|----------|----------|----------|----------|----------|
| 2019 | 13/- | 4 | 1 | 5 | 1.5-9 | 1.0-8 | - | - | - | - | - |
| 2020 | 8/- | 10 | 5 | 15 | 3.0-7 | 1.0-2 | - | - | - | 1 | - |
| 2021 | 12/1 | 13 | 12 | 25 | 1.0-1 | - | - | - | - | 1 | - |
| 2022 | 11/11 | 50 | 36 | 86 | 10.5-27 | 1.5-11 | 2 | - | - | 4 | 2 |
| 2023 | 6/6 | 35 | 15 | 50 | 7.0-29 | 4.0-18 | 1 | - | - | 1 | 1 |
| Totals | 50/18 | 112 | 71 | 183 | 23.0-73 | 7.5-39 | 3 | - | - | 7 | 3 |

A. CASEY'S CAREER GAME-BY-GAME

| 2023 Opponent | Solo | Ast | Total | TFL | Sacks | FF | FR-Yds | Int-Yds | QBH | PBU |
|------------------|------------|-----------|-----------|---------------|---------------|----------|----------|----------|----------|----------|
| | Ohio State | 9 | 2 | 11 | 1.0-2 | - | - | - | - | - |
| Indiana State | 4 | 3 | 7 | - | - | - | - | - | - | 1 |
| vs. Louisville | 5 | 5 | 10 | 3.0-21 | 2.0-13 | - | - | - | 1 | - |
| Akron | 10 | 3 | 13 | 1.0-1 | - | - | - | - | - | - |
| at Maryland | 2 | - | 2 | 1.0-3 | - | - | - | - | - | - |
| at Michigan | 5 | 2 | 7 | 1.0-2 | 2.0-5 | 1 | - | - | - | - |
| Totals | 35 | 15 | 50 | 7.0-29 | 4.0-18 | 1 | - | - | 1 | 1 |

| 2022 Opponent | Solo | Ast | Total | TFL | Sacks | FF | FR-Yds | Int-Yds | QBH | PBU |
|-------------------|-----------|-----------|-----------|----------------|---------------|----------|----------|----------|----------|----------|
| | Illinois | 5 | 2 | 7 | 1.5-3 | - | - | - | - | - |
| Idaho | 2 | 4 | 6 | 1.5-4 | 0.5-3 | - | - | - | - | - |
| Western Ky. | 6 | 2 | 8 | 3.0-7 | - | - | - | - | 1 | - |
| at Cincinnati | 6 | 4 | 10 | - | - | - | - | - | - | - |
| at Nebraska | 6 | 1 | 7 | 1.0-1 | - | - | - | - | - | - |
| Michigan | 5 | 2 | 7 | - | - | - | - | - | - | 1 |
| Maryland | 7 | 3 | 10 | 2.0-9 | 1.0-8 | 2 | - | - | 1 | - |
| at Rutgers | 5 | 6 | 11 | - | - | - | - | - | - | - |
| Penn State | 1 | 3 | 4 | - | - | - | - | - | - | - |
| at Ohio State | 6 | 4 | 10 | 1.0-1 | - | - | - | - | 1 | - |
| at Michigan State | 1 | 5 | 6 | 0.5-2 | - | - | - | - | 1 | 1 |
| Purdue | - | - | - | -DNP (Injury)- | - | - | - | - | - | - |
| Totals | 50 | 36 | 86 | 10.5-27 | 1.5-11 | 2 | - | - | 4 | 2 |

| 2021 Opponent | Solo | Ast | Total | TFL | Sacks | FF | FR-Yds | Int-Yds | QBH | PBU |
|------------------|-----------|-----------|-----------|--------------|----------|----------|----------|----------|----------|----------|
| | at Iowa | - | 1 | 1 | - | - | - | - | - | 1 |
| Idaho | 3 | - | 3 | - | - | - | - | - | - | - |
| Cincinnati | - | 1 | 1 | - | - | - | - | - | - | - |
| at Western Ky. | - | - | - | - | - | - | - | - | - | - |
| at Penn State | 1 | 2 | 3 | - | - | - | - | - | - | - |
| Michigan State | 1 | 1 | 2 | - | - | - | - | - | - | - |
| Ohio State | 2 | - | 2 | - | - | - | - | - | - | - |
| at Maryland | 1 | 1 | 2 | - | - | - | - | - | - | - |
| at Michigan | 2 | 1 | 3 | - | - | - | - | - | - | - |
| Rutgers | 3 | 5 | 8 | 1.0-1 | - | - | - | - | - | - |
| Minnesota | - | - | - | - | - | - | - | - | - | - |
| at Purdue | - | - | - | - | - | - | - | - | - | - |
| Totals | 13 | 12 | 25 | 1.0-1 | - | - | - | - | 1 | - |

2020

| Opponent | Solo | Ast | Total | TFL | Sacks | FF | FR-Yds | Int-Yds | QBH | PBU |
|-----------------|-----------|----------|-----------|--------------|--------------|----|--------|---------|----------|-----|
| Penn State | 1 | - | 1 | - | - | - | - | - | - | - |
| at Rutgers | - | 1 | 1 | - | - | - | - | - | - | - |
| Michigan | 1 | - | 1 | - | - | - | - | - | 1 | - |
| at Michigan St. | 1 | 1 | 2 | - | - | - | - | - | - | - |
| at Ohio State | 2 | 1 | 3 | 1.0-2 | 1.0-2 | - | - | - | - | - |
| Maryland | 2 | - | 2 | - | - | - | - | - | - | - |
| at Wisconsin | 1 | 1 | 2 | 1.0-2 | - | - | - | - | - | - |
| vs. Ole Miss | 2 | 1 | 3 | 1.0-3 | - | - | - | - | - | - |
| Totals | 10 | 5 | 15 | 3.0-7 | 1.0-2 | - | - | - | 1 | - |

2019

| Opponent | Solo | Ast | Total | TFL | Sacks | FF | FR-Yds | Int-Yds | QBH | PBU |
|------------------|----------|----------|----------|--------------|--------------|----|--------|---------|-----|-----|
| vs. Ball State | 1 | - | 1 | - | - | - | - | - | - | - |
| Eastern Illinois | - | 1 | 1 | 0.5-1 | - | - | - | - | - | - |
| Ohio State | - | - | - | - | - | - | - | - | - | - |
| Connecticut | - | - | - | - | - | - | - | - | - | - |
| at Michigan St. | 1 | - | 1 | - | - | - | - | - | - | - |
| Rutgers | 1 | - | 1 | 1.0-8 | 1.0-8 | - | - | - | - | - |
| at Maryland | - | - | - | - | - | - | - | - | - | - |
| at Nebraska | - | - | - | - | - | - | - | - | - | - |
| Northwestern | - | - | - | - | - | - | - | - | - | - |
| at Penn State | - | - | - | - | - | - | - | - | - | - |
| Michigan | - | - | - | - | - | - | - | - | - | - |
| at Purdue | 1 | - | 1 | - | - | - | - | - | - | - |
| vs. Tennessee | - | - | - | - | - | - | - | - | - | - |
| Totals | 4 | 1 | 5 | 1.5-9 | 1.0-8 | - | - | - | - | - |



JARED CASEY

LB || 6-3 || 225 || R-SENIOR
LOUISVILLE, KENTUCKY

8

CAREER NOTES & RECORDS

Appeared in 27 games over three seasons at Kentucky (2019-21) and redshirted his initial collegiate season ... enrolled at Indiana in the spring of 2022.

2023 SEASON

Season: Appeared in six games ... seen time on defense and special teams.

J. CASEY'S CAREER STATS (* - at Kentucky)

| | GP/GS | Solo | Ast | Ttl | TFL | Sacks | FF | FR-Yds | Int-Yds | QBH | PBU |
|---------------|-------------|-----------|-----------|-----------|--------------|-------|----|--------|---------|-----|-----|
| 2019* | 3/- | - | 1 | 1 | - | - | - | - | - | - | - |
| 2020* | 13/- | 14 | 6 | 20 | 2.0-5 | - | - | - | - | - | - |
| 2021* | 11/- | 4 | 5 | 9 | - | - | - | - | - | - | - |
| 2022 | 8/- | 9 | 9 | 18 | 0.5-0 | - | - | - | - | - | - |
| 2023 | 6/- | - | - | - | - | - | - | - | - | - | - |
| IU | 14/- | 9 | 9 | 18 | 0.5-0 | - | - | - | - | - | - |
| Totals | 41/- | 26 | 22 | 48 | 2.5-5 | - | - | - | - | - | - |

J. CASEY'S CAREER GAME-BY-GAME (* - at Kentucky)

| 2023 | Opponent | Solo | Ast | Total | TFL | Sacks | FF | FR-Yds | Int-Yds | QBH | PBU |
|------|----------------|------|-----|-------|-----|-------|----|--------|---------|-----|-----|
| | Ohio State | - | - | - | - | - | - | - | - | - | - |
| | Indiana State | - | - | - | - | - | - | - | - | - | - |
| | vs. Louisville | - | - | - | - | - | - | - | - | - | - |
| | Akron | - | - | - | - | - | - | - | - | - | - |
| | at Maryland | - | - | - | - | - | - | - | - | - | - |
| | at Michigan | - | - | - | - | - | - | - | - | - | - |
| | Totals | - | - | - | - | - | - | - | - | - | - |

2022

| Opponent | Solo | Ast | Total | TFL | Sacks | FF | FR-Yds | Int-Yds | QBH | PBU |
|-------------------|----------|----------|-----------|--------------|----------------|----|--------|---------|-----|-----|
| Illinois | 2 | 2 | 4 | 0.5-0 | - | - | - | - | - | - |
| Idaho | 2 | 2 | 4 | - | - | - | - | - | - | - |
| Western Ky. | 2 | - | 2 | - | - | - | - | - | - | - |
| at Cincinnati | - | - | - | - | - | - | - | - | - | - |
| at Nebraska | - | - | - | - | -DNP (Injury)- | - | - | - | - | - |
| Michigan | - | - | - | - | -DNP (Injury)- | - | - | - | - | - |
| Maryland | - | - | - | - | - | - | - | - | - | - |
| at Rutgers | 1 | 2 | 3 | - | - | - | - | - | - | - |
| Penn State | - | - | - | - | -DNP (Injury)- | - | - | - | - | - |
| at Ohio State | - | - | - | - | -DNP (Injury)- | - | - | - | - | - |
| at Michigan State | 1 | 1 | 2 | - | - | - | - | - | - | - |
| Purdue | 1 | 2 | 3 | - | - | - | - | - | - | - |
| Totals | 9 | 9 | 18 | 0.5-0 | - | - | - | - | - | - |

2021*

| Opponent | Solo | Ast | Total | TFL | Sacks | FF | FR-Yds | Int-Yds | QBH | PBU |
|--------------------|----------|----------|----------|-----|-------|----|--------|---------|-----|-----|
| UL-Monroe | - | 1 | 1 | - | - | - | - | - | - | - |
| Missouri | 1 | - | 1 | - | - | - | - | - | - | - |
| Chattanooga | - | 2 | 2 | - | - | - | - | - | - | - |
| at South Carolina | - | - | - | - | - | - | - | - | - | - |
| Florida | - | - | - | - | - | - | - | - | - | - |
| LSU | - | - | - | - | - | - | - | - | - | - |
| at Georgia | - | - | - | - | - | - | - | - | - | - |
| at Mississippi St. | 2 | 2 | - | - | - | - | - | - | - | - |
| Tennessee | - | - | - | - | -DNP- | - | - | - | - | - |
| at Vanderbilt | - | - | - | - | - | - | - | - | - | - |
| New Mexico St. | 1 | - | 1 | - | - | - | - | - | - | - |
| at Louisville | - | - | - | - | -DNP- | - | - | - | - | - |
| Iowa | 1 | - | 1 | - | - | - | - | - | - | - |
| Totals | 4 | 5 | 9 | - | - | - | - | - | - | - |

2020*

| Opponent | Solo | Ast | Total | TFL | Sacks | FF | FR-Yds | Int-Yds | QBH | PBU |
|-----------------|-----------|----------|-----------|------------|-------|----|--------|---------|-----|-----|
| at Auburn | - | - | - | - | - | - | - | - | - | - |
| Ole Miss | 2 | - | 2 | - | - | - | - | - | - | - |
| Mississippi St. | 3 | 3 | 6 | - | - | - | - | - | - | - |
| at Tennessee | 1 | - | 1 | - | - | - | - | - | - | - |
| at Missouri | 1 | - | 1 | 1.0 | - | - | - | - | - | - |
| Georgia | - | - | - | - | - | - | - | - | - | - |
| Vanderbilt | 1 | - | 1 | - | - | - | - | - | - | - |
| at Alabama | 2 | 3 | 5 | 1.0 | - | - | - | - | - | - |
| at Florida | 2 | - | 2 | - | - | - | - | - | - | - |
| South Carolina | 2 | - | 2 | - | - | - | - | - | - | - |
| NC State | - | - | - | - | - | - | - | - | - | - |
| Totals | 14 | 6 | 20 | 2.0 | - | - | - | - | - | - |

2019*

| Opponent | Solo | Ast | Total | TFL | Sacks | FF | FR-Yds | Int-Yds | QBH | PBU |
|--------------------|------|----------|----------|-----|-------|----|--------|---------|-----|-----|
| Toledo | - | - | - | - | -DNP- | - | - | - | - | - |
| Eastern Michigan | - | - | - | - | -DNP- | - | - | - | - | - |
| Florida | - | - | - | - | -DNP- | - | - | - | - | - |
| at Mississippi St. | - | - | - | - | -DNP- | - | - | - | - | - |
| at South Carolina | - | - | - | - | -DNP- | - | - | - | - | - |
| Arkansas | - | - | - | - | -DNP- | - | - | - | - | - |
| at Georgia | - | - | - | - | -DNP- | - | - | - | - | - |
| Missouri | - | - | - | - | -DNP- | - | - | - | - | - |
| Tennessee | - | - | - | - | -DNP- | - | - | - | - | - |
| at Vanderbilt | - | - | - | - | -DNP- | - | - | - | - | - |
| Tennessee Martin | - | 1 | 1 | - | - | - | - | - | - | - |
| Louisville | - | - | - | - | - | - | - | - | - | - |
| Virginia Tech | - | - | - | - | -DNP- | - | - | - | - | - |
| Totals | - | 1 | 1 | - | - | - | - | - | - | - |



ANDISON COBY

WR || 6-2 || 175 || JUNIOR
FORT LAUDERDALE, FLORIDA

0

CAREER NOTES & RECORDS

Appeared in five games in one season at Tennessee (2021) ... made first career start against Idaho (9/10/22) ... hauled in a career-long 49-yard catch at Ohio State (11/12/22) in 2022.

2023 SEASON

Season: Appeared in six games.

Ohio State (9/2): Had one catch for two yards ... **at Maryland (9/30):** Caught a fourth quarter touchdown pass on a 16-yard reception.

COBY'S CAREER STATS - RECEIVING (* - at Tennessee)

| | GP/GS | Rec | Yds | YPR | YPG | TD | Long | High |
|---------------|--------------|-----------|------------|-------------|-------------|----------|---------------|---------------|
| 2021* | 5/- | 1 | 5 | 5.0 | 1.0 | - | 5-TTU | 5-TTU |
| 2022 | 12/10 | 18 | 237 | 13.2 | 21.5 | 1 | 49-OSU | 54-NEB |
| 2023 | 6/- | 2 | 18 | 9.0 | 3.0 | 1 | 16-UMD | 16-UMD |
| IU | 18/10 | 20 | 255 | 12.8 | 14.2 | 2 | 49-OSU | 54-NEB |
| Totals | 23/10 | 21 | 260 | 12.4 | 11.3 | 2 | 49-OSU | 54-NEB |

COBY'S CAREER GAME-BY-GAME (* - at Tennessee)

| 2023 | Opponent | No. | Yds | TD | Lg |
|------|----------------|----------|-----------|----------|-----------|
| | Ohio State | 1 | 2 | - | 2 |
| | Indiana State | - | - | - | - |
| | vs. Louisville | - | - | - | - |
| | Akron | - | - | - | - |
| | at Maryland | 1 | 16 | 1 | 16 |
| | at Michigan | - | - | - | - |
| | Totals | 2 | 18 | 1 | 16 |

| 2022 | | Receiving | | | |
|-------------------|-----------|------------|----------|-----------|--|
| Opponent | No. | Yds | TD | Lg | |
| Illinois | - | - | - | - | |
| Idaho | - | - | - | - | |
| Western Ky. | 1 | 5 | 1 | 5 | |
| at Cincinnati | 3 | 38 | - | 15 | |
| at Nebraska | 5 | 54 | - | 21 | |
| Michigan | 2 | 18 | - | 15 | |
| Maryland | 2 | 13 | - | 9 | |
| at Rutgers | 3 | 25 | - | 10 | |
| Penn State | 1 | 35 | - | 35 | |
| at Ohio State | 1 | 49 | - | 49 | |
| at Michigan State | - | - | - | - | |
| Purdue | - | - | - | - | |
| Totals | 18 | 237 | 1 | 49 | |

| 2021* | | Receiving | | | |
|----------------|----------|-----------|----------|----------|--|
| Opponent | No. | Yds | TD | Lg | |
| Bowling Green | - | - | - | - | |
| Pittsburgh | - | -DNP- | - | - | |
| Tennessee Tech | 1 | 5 | - | 5 | |
| at Florida | - | -DNP- | - | - | |
| at Missouri | - | -DNP- | - | - | |
| South Carolina | - | - | - | - | |
| Ole Miss | - | -DNP- | - | - | |
| at Alabama | - | -DNP- | - | - | |
| at Kentucky | - | -DNP- | - | - | |
| Georgia | - | -DNP- | - | - | |
| South Alabama | - | - | - | - | |
| Vanderbilt | - | - | - | - | |
| Purdue | - | -DNP- | - | - | |
| Totals | 1 | 5 | - | 5 | |



OMAR COOPER JR.
WR || 6-1 || 195 || R-FRESHMAN
INDIANAPOLIS, INDIANA **3**

CAREER NOTES & RECORDS

Redshirted in 2022 ... made collegiate debut as a kick returner against Illinois (9/2) in 2022.

2023 SEASON

Season: Appeared in six games.

Indiana State (9/8): Made the first catch of his career, as part of a seven-catch day ... team's leading receiver with 101 yards ... long catch of 31 yards. **Louisville (9/16):** Had one catch for eight yards. **at Maryland (9/30):** Notched three catches for 35 yards. **at Michigan (10/14):** Recorded two catches for 24 yards.

COOPER'S CAREER STATS - RECEIVING

| | GP/GS | Rec | Yds | YPC | YPG | TD | Long | High |
|---------------|-------------|-----------|------------|-------------|-------------|----------|---------------|----------------|
| 2022 | 4/- | - | - | - | - | - | - | - |
| 2023 | 6/- | 13 | 168 | 12.9 | 28.0 | - | 31-ISU | 101-ISU |
| Totals | 10/- | 13 | 168 | 12.9 | 16.8 | - | 31-ISU | 101-ISU |


COOPER'S CAREER STATS - KICK RETURN

| | GP/GS | Ret | Yds | YPR | YPG | TD | Long | High |
|---------------|-------------|----------|-----------|-------------|------------|----------|---------------|---------------|
| 2022 | 4/- | 4 | 63 | 15.8 | 15.8 | - | 21-ILL | 21-ILL |
| 2023 | 6/- | - | - | - | - | - | - | - |
| Totals | 10/- | 4 | 63 | 15.8 | 6.3 | - | 21-ILL | 21-ILL |

COOPER'S CAREER GAME-BY-GAME - RECEIVING

| 2023 | | Receiving | | | |
|----------------|-----------|------------|----------|-----------|--|
| Opponent | No. | Yds | TD | Lg | |
| Ohio State | - | - | - | - | |
| Indiana State | 7 | 101 | - | 31 | |
| vs. Louisville | 1 | 8 | - | 8 | |
| Akron | - | - | - | - | |
| at Maryland | 3 | 35 | - | 18 | |
| at Michigan | 2 | 24 | - | 17 | |
| Totals | 13 | 168 | - | 31 | |

| 2022 | | Kick Returns | | | |
|-------------------|----------|--------------|----------|-----------|--|
| Opponent | No. | Yds | TD | Lg | |
| Illinois | 1 | 21 | - | 21 | |
| Idaho | - | - | - | - | |
| Western Ky. | 2 | 27 | - | 20 | |
| at Cincinnati | 1 | 15 | - | 15 | |
| at Nebraska | - | -DNP- | - | - | |
| Michigan | - | -DNP- | - | - | |
| Maryland | - | -DNP- | - | - | |
| at Rutgers | - | -DNP- | - | - | |
| Penn State | - | -DNP- | - | - | |
| at Ohio State | - | -DNP- | - | - | |
| at Michigan State | - | -DNP- | - | - | |
| Purdue | - | -DNP- | - | - | |
| Totals | 4 | 63 | - | 21 | |



LEDARRIUS COX
DL || 6-4 || 305 || R-SENIOR
MOBILE, ALABAMA **91**

CAREER NOTES & RECORDS

Appeared in 13 games in three seasons at Ole Miss (2019-21) and redshirted his first collegiate season ... made first collegiate start against No. 3/4 Ohio State (9/2) in 2023 season opener.

2023 SEASON

Season: Appeared in all six games with four starts ... registered first career start against No. 3/4 Ohio State (9/2) ... one of 15 Hoosiers to make first career start.

Ohio State (9/2): Made first career start. **Louisville (9/16):** Notched one tackle. **Akron (9/23):** Lone stop was a tackle for loss in the fourth quarter. **at Maryland (9/30):** Had a solo tackle for loss in the third quarter. **at Michigan (10/14):** Logged two stops.

COX'S CAREER STATS (* - at Ole Miss)

| | GP/GS | Solo | Ast | Ttl | TFL | Sacks | FF | FR-Yds | Int-Yds | QBH | PBU |
|---------------|-------------|----------|-----------|-----------|--------------|----------|----------|------------|----------|----------|----------|
| 2019* | 3/- | - | 2 | 2 | - | - | - | - | - | - | - |
| 2020* | 10/- | - | 3 | 3 | - | - | - | 1-0 | - | - | 2 |
| 2021* | - | - | - | - | - | -DNP- | - | - | - | - | - |
| 2022 | 12/- | 4 | 5 | 9 | 0.5-0 | - | - | - | - | - | - |
| 2023 | 6/4 | 4 | 1 | 5 | 2.0-6 | - | - | - | - | - | - |
| IU | 18/4 | 8 | 6 | 14 | 2.5-6 | - | - | 1-0 | - | - | - |
| Totals | 31/4 | 8 | 11 | 19 | 2.5-6 | - | - | 1-0 | - | 2 | - |

COX'S CAREER GAME-BY-GAME (* - at Ole Miss)

| 2023 | | Game-by-Game | | | | | | | | | | |
|----------------|----------|--------------|----------|--------------|----------|----------|----------|----------|----------|----------|----------|--|
| Opponent | Solo | Ast | Total | TFL | Sacks | FF | FR-Yds | Int-Yds | QBH | PBU | | |
| Ohio State | - | - | - | - | - | - | - | - | - | - | - | |
| Indiana State | - | - | - | - | - | - | - | - | - | - | - | |
| vs. Louisville | 1 | - | 1 | - | - | - | - | - | - | - | - | |
| Akron | 1 | - | 1 | 1.0-2 | - | - | - | - | - | - | - | |
| at Maryland | 1 | - | 1 | 1.0-4 | - | - | - | - | - | - | - | |
| at Michigan | 1 | 1 | 2 | - | - | - | - | - | - | - | - | |
| Totals | 4 | 1 | 5 | 2.0-6 | - | - | - | - | - | - | - | |

| 2022 | | Game-by-Game | | | | | | | | | | |
|-------------------|----------|--------------|----------|--------------|----------|----------|----------|----------|----------|----------|----------|--|
| Opponent | Solo | Ast | Total | TFL | Sacks | FF | FR-Yds | Int-Yds | QBH | PBU | | |
| Illinois | - | 1 | 1 | - | - | - | - | - | - | - | - | |
| Idaho | 1 | - | 1 | - | - | - | - | - | - | - | - | |
| Western Ky. | - | - | - | - | - | - | - | - | - | - | - | |
| at Cincinnati | 1 | - | 1 | - | - | - | - | - | - | - | - | |
| at Nebraska | - | - | - | - | - | - | - | - | - | - | - | |
| Michigan | - | - | - | - | - | - | - | - | - | - | - | |
| Maryland | 1 | - | 1 | - | - | - | - | - | - | - | - | |
| at Rutgers | 1 | 1 | 2 | 0.5-0 | - | - | - | - | - | - | - | |
| Penn State | - | 3 | 3 | - | - | - | - | - | - | - | - | |
| at Ohio State | - | - | - | - | - | - | - | - | - | - | - | |
| at Michigan State | - | - | - | - | - | - | - | - | - | - | - | |
| Purdue | - | - | - | - | - | - | - | - | - | - | - | |
| Totals | 4 | 5 | 9 | 0.5-0 | - | - | - | - | - | - | - | |

2020*

| Opponent | Solo | Ast | Total | TFL | Sacks | FF | FR-Yds | Int-Yds | QBH | PBU |
|-------------------|------|----------|----------|-----|-------|----------|--------|---------|----------|-----|
| Florida | - | - | - | - | - | - | - | - | - | - |
| at Kentucky | - | 1 | 1 | - | - | - | - | - | - | - |
| at Alabama | - | - | - | - | - | - | - | - | - | - |
| at Arkansas | - | 1 | 1 | - | - | 1 | - | - | - | - |
| Auburn | - | - | - | - | - | - | - | - | - | - |
| at Vanderbilt | - | - | - | - | - | - | - | - | 2 | - |
| South Carolina | - | - | - | - | - | - | - | - | - | - |
| Mississippi State | - | - | - | - | - | - | - | - | - | - |
| at LSU | - | 1 | 1 | - | - | - | - | - | - | - |
| Indiana | - | - | - | - | - | - | - | - | - | - |
| Totals | - | 3 | 3 | - | - | 1 | - | - | 2 | - |

2019*

| Opponent | Solo | Ast | Total | TFL | Sacks | FF | FR-Yds | Int-Yds | QBH | PBU |
|--------------------|------|----------|----------|-----|-------|----|--------|---------|-----|-----|
| at Memphis | - | - | - | - | -DNP- | - | - | - | - | - |
| Arkansas | - | 1 | 1 | - | - | - | - | - | - | - |
| Southeastern La. | - | - | - | - | -DNP- | - | - | - | - | - |
| California | - | - | - | - | -DNP- | - | - | - | - | - |
| at Alabama | - | - | - | - | -DNP- | - | - | - | - | - |
| Vanderbilt | - | - | - | - | -DNP- | - | - | - | - | - |
| at Missouri | - | - | - | - | -DNP- | - | - | - | - | - |
| Texas A&M | - | - | - | - | -DNP- | - | - | - | - | - |
| at Auburn | - | - | - | - | -DNP- | - | - | - | - | - |
| New Mexico St. | - | 1 | 1 | - | - | - | - | - | - | - |
| LSU | - | - | - | - | - | - | - | - | - | - |
| at Mississippi St. | - | - | - | - | -DNP- | - | - | - | - | - |
| Totals | - | 2 | 2 | - | - | - | - | - | - | - |



PHILLIP DUNNAM

DB || 6-1 || 190 || SOPHOMORE
MIAMI, FLORIDA

6

CAREER NOTES & RECORDS

One of two true freshman to not redshirt in 2022 (Jaylin Lucas) ... made his first career interception against No. 3/4 Ohio State (9/2) in the 2023 season opener ... made his first career start against Indiana State (9/8).

2023 SEASON

Season: Appeared in six games with five starts ... first career start came against Indiana State (9/8) ... one of 15 Hoosiers to make first career start.

Ohio State (9/2): Pulled down first career interception in the first quarter off of Kyle McCord ... added six tackles. **Indiana State (9/8):** Team's leading tackler with eight stops. **Louisville (9/16):** Posted seven tackles and made his second career interception in the third quarter ... the interception led to a 97-yard scoring drive to set up the longest by an Indiana offense since a 98-yard drive against Rutgers in 2019 (Oct. 12). **Akron (9/23):** Had eight tackles ... made an interception in the first quarter ... assisted on tackle for loss with Philip Bliidi in first overtime period. **at Maryland (9/30):** Made six solo stops ... had one pass breakup. **at Michigan (10/14):** Charted three solo tackles.

DUNNAM'S CAREER STATS

| | GP/GS | Solo | Ast | Ttl | TFL | Sacks | FF | FR-Yds | Int-Yds | QBH | PBU |
|---------------|-------------|-----------|-----------|-----------|--------------|-------|----|--------|-------------|-----|----------|
| 2022 | 12/- | 1 | 4 | 5 | - | - | - | - | - | - | 1 |
| 2023 | 6/5 | 28 | 10 | 38 | 0.5-1 | - | - | - | 3-28 | - | 1 |
| Totals | 18/5 | 29 | 14 | 43 | 0.5-1 | - | - | - | 3-28 | - | 2 |

DUNNAM'S CAREER GAME-BY-GAME

| 2023 | Opponent | Solo | Ast | Total | TFL | Sacks | FF | FR-Yds | Int-Yds | QBH | PBU |
|---------------|----------------|-----------|-----------|-----------|--------------|-------|----|--------|-------------|-----|----------|
| | Ohio State | 3 | 3 | 6 | - | - | - | - | 1-11 | - | - |
| | Indiana State | 7 | 1 | 8 | - | - | - | - | - | - | - |
| | vs. Louisville | 6 | 1 | 7 | - | - | - | - | 1-0 | - | - |
| | Akron | 3 | 5 | 8 | 0.5-1 | - | - | - | 1-17 | - | - |
| | at Maryland | 6 | - | 6 | - | - | - | - | - | - | 1 |
| | at Michigan | 3 | - | 3 | - | - | - | - | - | - | - |
| Totals | | 28 | 10 | 38 | 0.5-1 | - | - | - | 3-28 | - | 1 |

2022

| Opponent | Solo | Ast | Total | TFL | Sacks | FF | FR-Yds | Int-Yds | QBH | PBU |
|-------------------|----------|----------|----------|-----|-------|----|--------|---------|-----|----------|
| Illinois | - | - | - | - | - | - | - | - | - | - |
| Idaho | - | - | - | - | - | - | - | - | - | - |
| Western Ky. | - | - | - | - | - | - | - | - | - | - |
| at Cincinnati | - | - | - | - | - | - | - | - | - | - |
| at Nebraska | - | - | - | - | - | - | - | - | - | 1 |
| Michigan | - | - | - | - | - | - | - | - | - | - |
| Maryland | - | - | - | - | - | - | - | - | - | - |
| at Rutgers | - | - | - | - | - | - | - | - | - | - |
| Penn State | 1 | 1 | 2 | - | - | - | - | - | - | - |
| at Ohio State | - | 2 | 2 | - | - | - | - | - | - | - |
| at Michigan State | - | 1 | 1 | - | - | - | - | - | - | - |
| Purdue | - | - | - | - | - | - | - | - | - | - |
| Totals | 1 | 4 | 5 | - | - | - | - | - | - | 1 |



JAMES EVANS

P || 6-1 || 220 || JUNIOR
AUCKLAND, NEW ZEALAND

94

CAREER NOTES & RECORDS

Played his first downs of American football at Iowa (9/4) in the 2021 season opener ... pinned 18 career punts inside the 10-yard line.

Season: Finished No. 2 on the single-season punt average charts (44.3) in 2022, tied with **Jim DiGullio** (1992) ... Ended the season No. 3 in total punts (75) in 2022, tied with **Tyson Beattie** (2005).

2023 SEASON

Season: Appeared in six games.

Ohio State (9/2): Punted six times for 325 yards ... long punt went 60 yards ... 54.2 yards per punt average ranks No. 3 on Indiana's single-game charts. **Indiana State (9/8):** Posted two punts for 102 yards ... long punt went 56 yards. **Louisville (9/16):** Had five punts for 196 yards ... two punts landed inside the opponent's 20-yard line ... one was inside the 10-yard line. **Akron (9/23):** Charted seven punts for 313 yards ... had three punts of 50-plus yards with long of 53 ... one punt landed inside the 20-yard line. **at Maryland (9/30):** Punted five times for 183 yards ... one punt stopped inside the 20-yard line. **at Michigan (10/14):** Logged four punts for 167 yards ... long punt went 54 yards ... one punt landed inside the 20-yard line.

EVANS' CAREER STATS - PUNTING

| | GP | No | Yds | YPP | Long | TB | FC | I20 | 50+ | Blkd |
|---------------|-------------|------------|--------------|-------------|-----------|-----------|-----------|-----------|-----------|----------|
| 2021 | 12/- | 69 | 2,886 | 41.8 | 62 | 4 | 17 | 12 | 12 | - |
| 2022 | 12/- | 75 | 3,325 | 44.3 | 69 | 2 | 19 | 30 | 24 | 2 |
| 2023 | 6/- | 29 | 1,286 | 41.8 | 60 | 4 | 8 | 6 | 11 | - |
| Totals | 30/- | 173 | 7,497 | 43.3 | 69 | 10 | 44 | 48 | 47 | 2 |

EVANS' CAREER GAME-BY-GAME

| 2023 | Opponent | No | Yds | Avg | Long | TB | FC | I20 | 50+ | Blkd |
|---------------|----------------|-----------|--------------|-------------|-----------|----------|----------|----------|-----------|------|
| | Ohio State | 6 | 325 | 54.2 | 60 | 1 | 2 | 1 | 4 | - |
| | Indiana State | 2 | 102 | 51.0 | 56 | 1 | - | - | 1 | - |
| | vs. Louisville | 5 | 196 | 39.2 | 52 | - | 2 | 2 | 1 | - |
| | Akron | 7 | 313 | 44.7 | 53 | 2 | 2 | 1 | 3 | - |
| | at Maryland | 5 | 183 | 36.6 | 41 | - | 1 | 1 | - | - |
| | at Michigan | 4 | 167 | 41.8 | 54 | - | 1 | 1 | 2 | - |
| Totals | | 29 | 1,286 | 44.3 | 60 | 4 | 8 | 6 | 11 | - |

2022

| Opponent | No | Yds | Avg | Long | TB | FC | I20 | 50+ | Blkd |
|-------------------|-----------|--------------|-------------|-----------|----------|-----------|-----------|-----------|----------|
| Illinois | 6 | 238 | 39.6 | 51 | 1 | 3 | 2 | 1 | - |
| Idaho | 2 | 104 | 52.0 | 52 | - | - | 1 | 2 | - |
| Western Ky. | 4 | 176 | 44.0 | 50 | - | - | 2 | 1 | - |
| at Cincinnati | 7 | 315 | 45.0 | 53 | 1 | 2 | 2 | 3 | - |
| at Nebraska | 10 | 443 | 44.3 | 61 | - | 4 | 3 | 4 | 1 |
| Michigan | 6 | 289 | 48.2 | 52 | - | - | 2 | 2 | - |
| Maryland | 3 | 149 | 49.7 | 57 | - | 1 | - | 1 | - |
| at Rutgers | 8 | 333 | 41.6 | 51 | - | 3 | 4 | 2 | - |
| Penn State | 9 | 417 | 46.3 | 69 | - | 1 | 5 | 3 | - |
| at Ohio State | 11 | 500 | 45.5 | 53 | - | 2 | 5 | 3 | 1 |
| at Michigan State | 6 | 220 | 36.7 | 48 | - | 1 | 1 | - | - |
| Purdue | 3 | 141 | 47.0 | 54 | - | 2 | 3 | 2 | - |
| Totals | 75 | 3,325 | 44.3 | 69 | 2 | 19 | 30 | 24 | 2 |

2021

| Opponent | No | Yds | Avg | Long | TB | FC | I20 | 50+ | Blkd |
|----------------|-----------|--------------|-------------|-----------|----------|-----------|-----------|-----------|----------|
| at Iowa | 8 | 341 | 42.6 | 58 | 1 | - | 1 | 2 | - |
| Idaho | 4 | 150 | 37.5 | 51 | - | 1 | 1 | 1 | - |
| Cincinnati | 4 | 178 | 44.5 | 55 | - | - | 1 | 1 | - |
| at Western Ky. | 2 | 90 | 45.0 | 48 | 1 | 1 | 1 | - | - |
| at Penn State | 8 | 367 | 45.9 | 51 | 1 | 3 | 1 | 2 | - |
| Michigan State | 5 | 197 | 39.4 | 55 | 1 | 1 | 1 | 1 | - |
| Ohio State | 6 | 252 | 42.0 | 62 | - | 3 | 1 | 2 | - |
| at Maryland | 7 | 271 | 38.7 | 57 | - | 2 | 1 | 1 | - |
| at Michigan | 8 | 334 | 41.8 | 53 | - | - | 2 | 1 | - |
| Rutgers | 6 | 265 | 44.2 | 49 | - | 3 | 2 | - | - |
| Minnesota | 5 | 233 | 46.6 | 51 | - | 2 | - | 1 | - |
| at Purdue | 6 | 208 | 34.7 | 49 | - | 1 | - | - | - |
| Totals | 69 | 2,889 | 41.9 | 62 | 4 | 17 | 12 | 12 | - |



MITCHELL EVANS
DB || 5-11 || 195 || R-FRESHMAN
GREENWOOD, INDIANA **30**

CAREER NOTES & RECORDS

Redshirted the 2022 season ... made his first career appearance against Penn State (11/5/22) ... one of 33 student-athletes to make their collegiate debut in 2022.

2023 SEASON

Season: Appeared on special teams against Indiana State.

Indiana State (9/8): Made his first appearance of the season against Indiana State.

MITCHELL EVANS' CAREER STATS

| | GP/GS | Solo | Ast | Ttl | TFL | Sacks | FF | FR-Yds | Int-Yds | QBH | PBU |
|---------------|-----------|----------|----------|----------|----------|----------|----------|----------|----------|----------|----------|
| 2022 | 1/- | - | - | - | - | - | - | - | - | - | - |
| 2023 | 1/- | - | - | - | - | - | - | - | - | - | - |
| Totals | 2/ | - | - | - | - | - | - | - | - | - | - |



AMARE FERRELL
DB || 6-2 || 210 || FRESHMAN
LAKE CITY, FLORIDA **25**

2023 SEASON

Season: Appeared in six games ... made collegiate debut against No. 3/4 Ohio State ... one of 13 Hoosiers to make collegiate debut ... one of six true freshmen to debut in 2023.

Ohio State (9/2): Made collegiate debut as a true freshman ... made one tackle, a solo tackle for loss in the fourth quarter. **Akron (9/23):** Posted one tackle.

FERRELL'S CAREER STATS

| | GP/GS | Solo | Ast | Ttl | TFL | Sacks | FF | FR-Yds | Int-Yds | QBH | PBU |
|---------------|------------|----------|----------|----------|--------------|----------|----------|----------|----------|----------|----------|
| 2023 | 6/- | 2 | - | 2 | 1.0-2 | - | - | - | - | - | - |
| Totals | 6/- | 2 | - | 2 | 1.0-2 | - | - | - | - | - | - |

FERRELL'S CAREER GAME-BY-GAME

| 2023 | Opponent | Solo | Ast | Total | TFL | Sacks | FF | FR-Yds | Int-Yds | QBH | PBU |
|------|----------------|----------|----------|----------|--------------|----------|----------|----------|----------|----------|----------|
| | Ohio State | 1 | - | 1 | 1.0-2 | - | - | - | - | - | - |
| | Indiana State | - | - | - | - | - | - | - | - | - | - |
| | vs. Louisville | - | - | - | - | - | - | - | - | - | - |
| | Akron | 1 | - | 1 | - | - | - | - | - | - | - |
| | at Maryland | - | - | - | - | - | - | - | - | - | - |
| | at Michigan | - | - | - | - | - | - | - | - | - | - |
| | Totals | 2 | - | 2 | 1.0-2 | - | - | - | - | - | - |



VINCENT FIACABLE
OL || 6-4 || 305 || R-SOPHOMORE
FORT WAYNE, INDIANA **53**

CAREER NOTES & RECORDS

Redshirted in 2021 season ... appeared in two games ... made collegiate debut against Idaho (9/10/22) ... one of 33 student-athletes to make their Indiana debut in 2022 ... saw time on offense at No. 2 Ohio State (11/12/22).

2023 SEASON

Season: Appeared in one game.

Indiana State (9/8): Took snaps on special teams.



BRODY FOLEY
TE || 6-6 || 245 || R-FRESHMAN
CINCINNATI, OHIO **86**

CAREER NOTES & RECORDS

Redshirted the 2022 season ... made first career appearance against Ohio State (9/2).

2023 SEASON

Season: Appeared in five games ... made first career appearance against No. 3/4 Ohio State ... seen action on special teams ... one of 13 Hoosiers to make collegiate debut in 2023.

Ohio State (9/2): Made collegiate debut on special teams.

FOLEY'S CAREER STATS - RECEIVING

| | GP/GS | Rec | Yds | YPR | YPG | TD | Long | High |
|---------------|------------|----------|----------|----------|----------|----------|----------|----------|
| 2022 | - | - | - | - | - | -DNP- | - | - |
| 2023 | 5/- | - | - | - | - | - | - | - |
| Totals | 5/- | - | - | - | - | - | - | - |

FOLEY'S CAREER GAME-BY-GAME

| 2023 | Oppnent | Receiving | | | |
|------|----------------|-----------|----------|----------|----------|
| | | No. | Yds | TD | Lg |
| | Ohio State | - | - | - | - |
| | Indiana State | - | - | - | - |
| | vs. Louisville | - | - | - | - |
| | Akron | - | - | - | - |
| | at Maryland | - | - | - | - |
| | at Michigan | - | - | - | - |
| | Totals | - | - | - | - |



CHRIS FREEMAN
K || 6-2 || 205 || R-SOPHOMORE
ZIONSVILLE, INDIANA **80**

CAREER NOTES & RECORDS

Started all of 2022 as the kickoff specialist ... took over field goal duties in 2023 ... made his first career field goal against No. 3/4 Ohio State (9/2).

2023 SEASON

Season: Appeared in six games as the primary place kicker.

Ohio State (9/2): Connected on a 42-yard field goal in the second quarter for his first career field goal made. **Indiana State (9/8):** Totaled six points ... made a 28-yard field goal in the second quarter. **Louisville (9/16):** Converted on two extra points ... had a successful inside kick that Indiana recovered to open the second half ... the program's first successful inside kick since at Purdue in 2017. **Akron (9/23):** Made both of his field goal attempts in the fourth quarter and second overtime with three converted extra points ... totaled nine points. **at Maryland (9/30):** Hit one 25-yard field goal in the first quarter ... made both extra points to total five points for the day. **at Michigan (10/14):** Converted on one extra point attempt.

FREEMAN'S CAREER STATS

| | GP | FG | PCT | PAT | PTS | 0-29 | 30-39 | 40-49 | 50+ | LG |
|---------------|-------------|------------|--------------|--------------|-----------|------------|------------|------------|----------|-----------|
| 2020 | 1/- | - | - | - | - | - | - | - | - | - |
| 2021 | 3/- | - | - | 2-2 | 2 | - | - | - | - | - |
| 2022 | 12/- | - | - | - | - | - | - | - | - | - |
| 2023 | 6/- | 5-5 | 1.000 | 11-11 | 26 | 3-3 | 1-1 | 1-1 | - | 42 |
| Totals | 22/- | 5-5 | 1.000 | 13-13 | 28 | 3-3 | 1-1 | 1-1 | - | 42 |

FREEMAN'S CAREER GAME-BY-GAME

| 2023 | Opponent | FG | PCT | PAT | PTS | 0-29 | 30-39 | 40-49 | 50+ | LG |
|------|----------------|------------|--------------|--------------|-----------|------------|------------|------------|----------|-----------|
| | Ohio State | 1-1 | 1.000 | - | 3 | - | - | 1-1 | - | 42 |
| | Indiana State | 1-1 | 1.000 | 3-3 | 6 | 1-1 | - | - | - | 28 |
| | vs. Louisville | - | - | 2-2 | 2 | - | - | - | - | - |
| | Akron | 2-2 | 1.000 | 3-3 | 9 | 1-1 | 1-1 | - | - | 39 |
| | at Maryland | 1-1 | 1.000 | 2-2 | 5 | 1-1 | - | - | - | 25 |
| | at Michigan | - | - | 1-1 | 1 | - | - | - | - | - |
| | Totals | 5-5 | 1.000 | 11-11 | 26 | 3-3 | 1-1 | 1-1 | - | 42 |

| 2022 | Opponent | FG | PCT | PAT | PTS | 0-29 | 30-39 | 40-49 | 50+ | LG |
|------|-------------------|----------|----------|----------|----------|----------|----------|----------|----------|----------|
| | Illinois | - | - | - | - | - | - | - | - | - |
| | Idaho | - | - | - | - | - | - | - | - | - |
| | Western Ky. | - | - | - | - | - | - | - | - | - |
| | at Cincinnati | - | - | - | - | - | - | - | - | - |
| | at Nebraska | - | - | - | - | - | - | - | - | - |
| | Michigan | - | - | - | - | - | - | - | - | - |
| | Maryland | - | - | - | - | - | - | - | - | - |
| | at Rutgers | - | - | - | - | - | - | - | - | - |
| | Penn State | - | - | - | - | - | - | - | - | - |
| | at Ohio State | - | - | - | - | - | - | - | - | - |
| | at Michigan State | - | - | - | - | - | - | - | - | - |
| | Purdue | - | - | - | - | - | - | - | - | - |
| | Totals | - | - | - | - | - | - | - | - | - |

| 2021 | Opponent | FG | PCT | PAT | PTS | 0-29 | 30-39 | 40-49 | 50+ | LG |
|------|----------------|----------|----------|------------|----------|----------|----------|----------|----------|----------|
| | at Iowa | - | - | - | - | -DNP- | - | - | - | - |
| | Idaho | - | - | 2-2 | 2 | - | - | - | - | - |
| | Cincinnati | - | - | - | - | -DNP- | - | - | - | - |
| | at Western Ky. | - | - | - | - | -DNP- | - | - | - | - |
| | at Penn State | - | - | - | - | -DNP- | - | - | - | - |
| | Michigan State | - | - | - | - | -DNP- | - | - | - | - |
| | Ohio State | - | - | - | - | -DNP- | - | - | - | - |
| | at Maryland | - | - | - | - | -DNP- | - | - | - | - |
| | at Michigan | - | - | - | - | -DNP- | - | - | - | - |
| | Rutgers | - | - | - | - | -DNP- | - | - | - | - |
| | Minnesota | - | - | - | - | -DNP- | - | - | - | - |
| | at Purdue | - | - | - | - | -DNP- | - | - | - | - |
| | Totals | - | - | 2-2 | 2 | - | - | - | - | - |

| 2020 | Opponent | FG | PCT | PAT | PTS | 0-29 | 30-39 | 40-49 | 50+ | LG |
|------|-----------------|----------|----------|----------|----------|----------|----------|----------|----------|----------|
| | Penn State | - | - | - | - | -DNP- | - | - | - | - |
| | at Rutgers | - | - | - | - | -DNP- | - | - | - | - |
| | vs. Michigan | - | - | - | - | -DNP- | - | - | - | - |
| | at Michigan St. | - | - | - | - | -DNP- | - | - | - | - |
| | at Ohio State | - | - | - | - | -DNP- | - | - | - | - |
| | vs. Maryland | - | - | - | - | -DNP- | - | - | - | - |
| | at Wisconsin | - | - | - | - | -DNP- | - | - | - | - |
| | vs. Ole Miss | - | - | - | - | -DNP- | - | - | - | - |
| | Totals | - | - | - | - | - | - | - | - | - |



JORDAN GRIER
DB || 6-0 || 205 || JUNIOR
ELLENWOOD, GEORGIA **16**

2023 SEASON
Season: Appeared in six games with two starts ... made first career start against Akron (9/23) ... one of 15 Hoosiers to make first career start.

Ohio State (9/2): Logged two solo tackles. **Indiana State (9/8):** Made one solo stop. **Akron (9/23):** Made first career start and posted two solo tackles. **at Maryland (9/30):** Notched three solo tackles. **at Michigan (10/14):** Collected one solo stop.

GRIER'S CAREER STATS

| | GP/GS | Solo | Ast | Ttl | TFL | Sacks | FF | FR-Yds | Int-Yds | QBH | PBU |
|---------------|-------------|-----------|----------|-----------|--------------|----------|----------|----------|----------|----------|----------|
| 2021 | 6/- | 1 | - | 1 | - | - | - | - | - | - | - |
| 2022 | 12/- | 5 | 5 | 10 | 0.5-1 | - | - | - | - | - | - |
| 2023 | 6/2 | 9 | - | 9 | - | - | - | - | - | - | - |
| Totals | 23/2 | 15 | 5 | 20 | 0.5-1 | - | - | - | - | - | - |

GRIER'S CAREER GAME-BY-GAME

2023

| Opponent | Solo | Ast | Total | TFL | Sacks | FF | FR-Yds | Int-Yds | QBH | PBU |
|----------------|----------|----------|----------|----------|----------|----------|----------|----------|----------|----------|
| Ohio State | 2 | - | 2 | - | - | - | - | - | - | - |
| Indiana State | 1 | - | 1 | - | - | - | - | - | - | - |
| vs. Louisville | - | - | - | - | - | - | - | - | - | - |
| Akron | 2 | - | 2 | - | - | - | - | - | - | - |
| at Maryland | 3 | - | 3 | - | - | - | - | - | - | - |
| at Michigan | 1 | - | 1 | - | - | - | - | - | - | - |
| Totals | 9 | - | 9 | - | - | - | - | - | - | - |

2022

| Opponent | Solo | Ast | Total | TFL | Sacks | FF | FR-Yds | Int-Yds | QBH | PBU |
|-------------------|----------|----------|-----------|--------------|----------|----------|----------|----------|----------|----------|
| Illinois | 1 | - | 1 | - | - | - | - | - | - | - |
| Idaho | - | - | - | - | - | - | - | - | - | - |
| Western Ky. | - | - | - | - | - | - | - | - | - | - |
| at Cincinnati | - | 1 | 1 | - | - | - | - | - | - | - |
| at Nebraska | - | 1 | 1 | - | - | - | - | - | - | - |
| Michigan | 1 | 1 | 2 | - | - | - | - | - | - | - |
| Maryland | - | - | - | - | - | - | - | - | - | - |
| at Rutgers | - | - | - | - | - | - | - | - | - | - |
| Penn State | 3 | 1 | 4 | 0.5-1 | - | - | - | - | - | - |
| at Ohio State | - | 1 | 1 | - | - | - | - | - | - | - |
| at Michigan State | - | - | - | - | - | - | - | - | - | - |
| Purdue | - | - | - | - | - | - | - | - | - | - |
| Totals | 5 | 5 | 10 | 0.5-1 | - | - | - | - | - | - |

2021

| Opponent | Solo | Ast | Total | TFL | Sacks | FF | FR-Yds | Int-Yds | QBH | PBU |
|----------------|----------|----------|----------|----------|----------|----------|----------|----------|----------|----------|
| at Iowa | - | - | - | - | -DNP- | - | - | - | - | - |
| Idaho | - | - | - | - | -DNP- | - | - | - | - | - |
| Cincinnati | - | - | - | - | -DNP- | - | - | - | - | - |
| at Western Ky. | - | - | - | - | -DNP- | - | - | - | - | - |
| at Penn State | - | - | - | - | -DNP- | - | - | - | - | - |
| Michigan State | - | - | - | - | -DNP- | - | - | - | - | - |
| Ohio State | - | - | - | - | -DNP- | - | - | - | - | - |
| at Maryland | - | - | - | - | - | - | - | - | - | - |
| at Michigan | - | - | - | - | - | - | - | - | - | - |
| Rutgers | 1 | - | 1 | - | - | - | - | - | - | - |
| Minnesota | - | - | - | - | - | - | - | - | - | - |
| at Purdue | - | - | - | - | - | - | - | - | - | - |
| Totals | 1 | - | 1 | - | - | - | - | - | - | - |



ROBBY HARRISON
DL || 6-3 || 330 || R-FRESHMAN
GREENWOOD, SOUTH CAROLINA **93**

CAREER NOTES & RECORDS
 Redshirted the 2022 season at Arizona State ... appeared in three games as a Sun Devil ... made his first collegiate appearance against Northern Arizona (9/1/22) ... transferred to Indiana in the spring.

2023 SEASON
Season: Appeared in three games ... made IU debut against Indiana State (9/8) ... one of 21 transfer student-athletes to make their Indiana debut in 2023.
at Michigan (10/14): Logged three tackles.

HARRISON'S CAREER STATS (* - at Arizona State)

| | GP/GS | Solo | Ast | Ttl | TFL | Sacks | FF | FR-Yds | Int-Yds | QBH | PBU |
|---------------|-----------|----------|----------|----------|----------|----------|----------|----------|----------|----------|----------|
| 2022* | 3/- | - | - | - | - | - | - | - | - | - | - |
| 2023 | 3/- | - | - | - | - | - | - | - | - | - | - |
| Totals | 6/ | - | - | - | - | - | - | - | - | - | - |

HARRISON'S CAREER GAME-BY-GAME (* - at Arizona State)

2023

| Opponent | Solo | Ast | Total | TFL | Sacks | FF | FR-Yds | Int-Yds | QBH | PBU |
|----------------|----------|----------|----------|----------|----------|----------|----------|----------|----------|----------|
| Ohio State | - | - | - | - | -DNP- | - | - | - | - | - |
| Indiana State | - | - | - | - | - | - | - | - | - | - |
| vs. Louisville | - | - | - | - | -DNP- | - | - | - | - | - |
| Akron | - | - | - | - | -DNP- | - | - | - | - | - |
| at Maryland | - | - | - | - | - | - | - | - | - | - |
| at Michigan | 1 | 2 | 3 | - | - | - | - | - | - | - |
| Totals | 1 | 2 | 3 | - | - | - | - | - | - | - |

2022*

| Opponent | Solo | Ast | Total | TFL | Sacks | FF | FR-Yds | Int-Yds | QBH | PBU |
|------------------|------|-----|-------|-----|-------|----|--------|---------|-----|-----|
| North Arizona | - | - | - | - | - | - | - | - | - | - |
| at Oklahoma St. | - | - | - | - | - | - | - | - | - | - |
| Eastern Michigan | - | - | - | - | -DNP- | - | - | - | - | - |
| Utah | - | - | - | - | -DNP- | - | - | - | - | - |
| at USC | - | - | - | - | -DNP- | - | - | - | - | - |
| Washington | - | - | - | - | -DNP- | - | - | - | - | - |
| at Stanford | - | - | - | - | -DNP- | - | - | - | - | - |
| at Colorado | - | - | - | - | -DNP- | - | - | - | - | - |
| UCLA | - | - | - | - | -DNP- | - | - | - | - | - |
| at Wash St. | - | - | - | - | - | - | - | - | - | - |
| Oregon St. | - | - | - | - | -DNP- | - | - | - | - | - |
| at Arizona | - | - | - | - | -DNP- | - | - | - | - | - |
| Totals | - | - | - | - | - | - | - | - | - | - |



BRYCE HENDERSHOT
TE || 6-3 || 230 || FRESHMAN
NORTH SALEM, INDIANA **39**

2023 SEASON

Season: Appeared in one game made collegiate debut against Indiana State ... one of 13 Hoosiers to make collegiate debut ... one of six true freshmen to make their Indiana debut this season ... younger brother of former Indiana tight end Peyton Hendershot who played for the Hoosiers from 2017-2021.

Indiana State (9/8): Made debut on offense in the fourth quarter.

HENDERSHOT'S CAREER STATS - RECEIVING

| GP/GS | Rec | Yds | YPR | YPG | TD | Long | High |
|---------------|------------|----------|----------|----------|----------|----------|----------|
| 2023 | 1/- | - | - | - | - | - | - |
| Totals | 1/- | - | - | - | - | - | - |



JOSH HENDERSON
RB || 5-11 || 225 || SENIOR+
PENNINGTON, NEW JERSEY **26**

CAREER NOTES & RECORDS

Appeared in 23 career games over three seasons at North Carolina (2019-21) ... Enrolled at Indiana in the spring of 2022 and participated in practice ... made first career start against No. 3/4 Ohio State (9/2) in 2023 season opener.

2023 SEASON

Season: Appeared in three games with two starts ... made first career start against No. 3/4 Ohio State ... one of 15 Hoosiers to make first career start.

Ohio State (9/2): Rushed three times for five yards ... made one catch for a 3-yard pickup. **Indiana State (9/8):** Charted 105 all-purpose yards ... rushed 12 times for 60 yards and one touchdown ... had three receptions for 55 yards. **Louisville (9/16):** Had seven carries for 26 rushing yards and a touchdown ... made two receptions for 30 yards.

HENDERSON'S CAREER STATS - RUSHING (* - at North Carolina)

| GP/GS | Car | Yds | YPC | YPG | TD | Long | High |
|---------------|-------------|------------|------------|------------|-------------|----------|----------------------|
| 2019* | 8/- | 18 | 127 | 7.1 | 15.9 | - | 35-MER 98-MER |
| 2020* | 12/- | 18 | 61 | 3.4 | 5.1 | - | 16-NCST 27-NCST |
| 2021* | 3/- | 5 | 21 | 4.2 | 7.0 | - | 14-VT 16-VT |
| 2022 | 12/- | 90 | 398 | 4.4 | 33.2 | 4 | 23-PSU 65-WKU |
| 2023 | 3/2 | 22 | 91 | 4.1 | 30.3 | 2 | 20-ISU 60-ISU |
| IU | 15/2 | 112 | 489 | 4.4 | 32.6 | 6 | 23-PSU 65-WKU |
| Totals | 38/2 | 153 | 698 | 4.6 | 18.4 | 6 | 35-MER 98-MER |

HENDERSON'S CAREER STATS - RECEIVING (* - at North Carolina)

| GP/GS | Rec | Yds | YPR | YPG | TD | Long | High |
|---------------|-------------|-----------|------------|-------------|-------------|----------|----------------------|
| 2019* | 8/- | - | - | - | - | - | - |
| 2020* | 12/- | 3 | 10 | 3.3 | 0.8 | - | 8-SU 8-SU |
| 2021* | 3/- | - | - | - | - | - | - |
| 2022 | 12/- | 24 | 274 | 11.4 | 22.8 | 4 | 44-UMD 60-UMD |
| 2023 | 3/2 | 6 | 88 | 14.7 | 29.3 | - | 22-ISU 55-ISU |
| IU | 15/2 | 30 | 362 | 12.1 | 24.1 | 4 | 44-UMD 60-UMD |
| Totals | 38/2 | 33 | 372 | 11.3 | 9.8 | 4 | 44-UMD 60-UMD |

NOTES: Owns three career kickoff returns for an average of 15.3 yards pre return.

| Opponent | Rushing | | | Receiving | | | Kick Returns | | | | | |
|----------------|-----------|-----------|----------|-----------|----------------|-----------|--------------|-----------|----------|----------|----------|----------|
| | No. | Yds | TD | Lg | No. | Yds | TD | Lg | No. | Yds | TD | Lg |
| Ohio State | 3 | 5 | - | 4 | 1 | 3 | - | 3 | - | - | - | - |
| Indiana State | 12 | 60 | 1 | 20 | 3 | 55 | - | 22 | - | - | - | - |
| vs. Louisville | 7 | 26 | 1 | 12 | 2 | 30 | - | 18 | - | - | - | - |
| Akron | - | - | - | - | -DNP (Injury)- | - | - | - | - | - | - | - |
| at Maryland | - | - | - | - | -DNP (Injury)- | - | - | - | - | - | - | - |
| at Michigan | - | - | - | - | -DNP (Injury)- | - | - | - | - | - | - | - |
| Totals | 22 | 91 | 2 | 20 | 6 | 88 | - | 22 | - | - | - | - |

| Opponent | Rushing | | | Receiving | | | Kick Returns | | | | | |
|-------------------|-----------|------------|----------|-----------|-----------|------------|--------------|-----------|----------|-----------|----------|-----------|
| | No. | Yds | TD | Lg | No. | Yds | TD | Lg | No. | Yds | TD | Lg |
| Illinois | 6 | 7 | - | 7 | - | - | - | - | - | - | - | - |
| Idaho | 7 | 58 | 1 | 14 | 2 | 15 | - | 11 | - | - | - | - |
| Western Ky. | 11 | 65 | 1 | 19 | 1 | 32 | - | 32 | - | - | - | - |
| at Cincinnati | 12 | 29 | - | 6 | 3 | 29 | 1 | 19 | - | - | - | - |
| at Nebraska | 5 | 22 | - | 13 | 3 | 44 | - | 24 | - | - | - | - |
| Michigan | 6 | 10 | - | 11 | 4 | 34 | 1 | 11 | - | - | - | - |
| Maryland | 5 | 20 | 1 | 14 | 3 | 60 | 1 | 44 | - | - | - | - |
| at Rutgers | 4 | 31 | - | 10 | 1 | 9 | - | 9 | - | - | - | - |
| Penn State | 7 | 44 | - | 23 | 1 | 9 | - | 9 | - | - | - | - |
| at Ohio State | 7 | 25 | - | 11 | - | - | - | - | - | - | - | - |
| at Michigan State | 11 | 36 | 1 | 14 | 1 | 7 | - | 7 | 2 | 24 | - | 13 |
| Purdue | 9 | 51 | - | 12 | 5 | 35 | 1 | 9 | 1 | 22 | - | 22 |
| Totals | 90 | 398 | 4 | 23 | 24 | 274 | 4 | 44 | 3 | 46 | - | 22 |

| Opponent | Rushing | | | Receiving | | | | |
|------------------|----------|-----------|----------|-----------|----------|----------|----------|----------|
| | No. | Yds | TD | Lg | No. | Yds | TD | Lg |
| at Virginia Tech | - | - | - | - | - | - | - | - |
| Georgia State | 2 | 5 | - | 3 | - | - | - | - |
| Virginia | 3 | 16 | - | 14 | - | - | - | - |
| at Georgia Tech | - | - | - | - | -DNP- | - | - | - |
| Duke | - | - | - | - | -DNP- | - | - | - |
| Florida State | - | - | - | - | -DNP- | - | - | - |
| Miami | - | - | - | - | -DNP- | - | - | - |
| at Notre Dame | - | - | - | - | -DNP- | - | - | - |
| Wake Forest | - | - | - | - | -DNP- | - | - | - |
| at Pittsburgh | - | - | - | - | -DNP- | - | - | - |
| Wofford | - | - | - | - | -DNP- | - | - | - |
| at NC State | - | - | - | - | -DNP- | - | - | - |
| South Carolina | - | - | - | - | -DNP- | - | - | - |
| Totals | 5 | 21 | - | 14 | - | - | - | - |

| Opponent | Rushing | | | Receiving | | | | |
|-------------------|-----------|-----------|----------|-----------|----------|-----------|----------|----------|
| | No. | Yds | TD | Lg | No. | Yds | TD | Lg |
| Syracuse | 1 | -5 | - | - | 1 | 8 | - | 8 |
| at Boston College | - | - | - | - | - | - | - | - |
| Virginia Tech | - | - | - | - | - | - | - | - |
| at Florida State | - | - | - | - | - | - | - | - |
| NC State | 5 | 27 | - | 16 | - | - | - | - |
| at Virginia | - | - | - | - | - | - | - | - |
| at Duke | 1 | 0 | - | - | 1 | 0 | - | - |
| Wake Forest | - | - | - | - | - | - | - | - |
| Notre Dame | - | - | - | - | - | - | - | - |
| Western Carolina | 4 | 16 | - | 7 | - | - | - | - |
| Miami (Fla.) | 1 | 8 | - | 8 | - | - | - | - |
| Texas A&M | 6 | 15 | - | 5 | 1 | 2 | - | 2 |
| Totals | 18 | 61 | - | 16 | 3 | 10 | - | 8 |

| Opponent | Rushing | | | Receiving | | | | |
|-------------------|-----------|------------|----------|-----------|----------|----------|----------|----------|
| | No. | Yds | TD | Lg | No. | Yds | TD | Lg |
| South Carolina | - | - | - | - | - | - | - | - |
| Miami | - | - | - | - | - | - | - | - |
| at Wake Forest | - | - | - | - | - | - | - | - |
| Appalachian State | - | - | - | - | - | - | - | - |
| Clemson | - | - | - | - | - | - | - | - |
| at Georgia Tech | - | - | - | - | - | - | - | - |
| at Virginia Tech | - | - | - | - | - | - | - | - |
| Duke | - | - | - | - | - | - | - | - |
| Virginia | - | - | - | - | - | - | - | - |
| at Pittsburgh | - | - | - | - | - | - | - | - |
| Mercer | 13 | 98 | - | 35 | - | - | - | - |
| NC State | 5 | 29 | - | 11 | - | - | - | - |
| Temple | - | - | - | - | - | - | - | - |
| Totals | 18 | 127 | - | 35 | - | - | - | - |



MATT HOHLT

LB || 6-2 || 225 || R-SOPHOMORE
GREENWOOD, INDIANA

43

CAREER NOTES & RECORDS

Made first start at Cincinnati (9/24/22) ... received a scholarship during fall camp prior to the 2023 season ... father, Eric, was a two-time letterwinner as a walk-on at Indiana (1983-84).

2023 SEASON

Season: Appeared in six games.

Ohio State (9/2): Logged two tackles. Indiana State (9/8): Made one stop. Akron (9/23): Totaled one tackle. at Michigan (10/14): Charted one stop.

HOHLT'S CAREER STATS

| | GP/GS | Solo | Ast | Ttl | TFL | Sacks | FF | FR-Yds | Int-Yds | QBH | PBU |
|---------------|-------------|-----------|-----------|-----------|--------------|-------|----|--------|---------|-----|-----|
| 2021 | 2/- | - | - | - | - | - | - | - | - | - | - |
| 2022 | 10/1 | 12 | 7 | 19 | 1.5-3 | - | - | - | - | - | - |
| 2023 | 6/- | 1 | 4 | 5 | - | - | - | - | - | - | - |
| Totals | 18/1 | 13 | 11 | 24 | 1.5-3 | - | - | - | - | - | - |

HOHLT'S CAREER GAME-BY-GAME

2023


| Opponent | Solo | Ast | Total | TFL | Sacks | FF | FR-Yds | Int-Yds | QBH | PBU |
|----------------|----------|----------|----------|-----|-------|----|--------|---------|-----|-----|
| Ohio State | 1 | 1 | 2 | - | - | - | - | - | - | - |
| Indiana State | - | 1 | 1 | - | - | - | - | - | - | - |
| vs. Louisville | - | - | - | - | - | - | - | - | - | - |
| Akron | - | 1 | 1 | - | - | - | - | - | - | - |
| at Maryland | - | - | - | - | - | - | - | - | - | - |
| at Michigan | - | 1 | 1 | - | - | - | - | - | - | - |
| Totals | 1 | 4 | 5 | - | - | - | - | - | - | - |

2022

| Opponent | Solo | Ast | Total | TFL | Sacks | FF | FR-Yds | Int-Yds | QBH | PBU |
|-------------------|-----------|----------|-----------|--------------|-------|----|--------|---------|-----|-----|
| Illinois | - | - | - | - | - | - | - | - | - | - |
| Idaho | - | 1 | 1 | - | - | - | - | - | - | - |
| Western Ky. | 1 | - | 1 | - | - | - | - | - | - | - |
| at Cincinnati | 2 | 1 | 3 | 1.0-2 | - | - | - | - | - | - |
| at Nebraska | - | 1 | 1 | - | - | - | - | - | - | - |
| Michigan | 2 | - | 2 | - | - | - | - | - | - | - |
| Maryland | 1 | - | 1 | - | - | - | - | - | - | - |
| at Rutgers | 3 | 1 | 4 | - | - | - | - | - | - | - |
| Penn State | 2 | 2 | 4 | 0.5-1 | - | - | - | - | - | - |
| at Ohio State | 1 | 1 | 2 | - | - | - | - | - | - | - |
| at Michigan State | - | - | - | - | - | - | - | - | - | - |
| Purdue | - | - | - | - | - | - | - | - | - | - |
| Totals | 12 | 7 | 19 | 1.5-3 | - | - | - | - | - | - |

2021

| Opponent | Solo | Ast | Total | TFL | Sacks | FF | FR-Yds | Int-Yds | QBH | PBU |
|----------------|------|-----|-------|-----|-------|----|--------|---------|-----|-----|
| at Iowa | - | - | - | - | - | - | - | - | - | - |
| Idaho | - | - | - | - | - | - | - | - | - | - |
| Cincinnati | - | - | - | - | - | - | - | - | - | - |
| at Western Ky. | - | - | - | - | - | - | - | - | - | - |
| at Penn State | - | - | - | - | - | - | - | - | - | - |
| Michigan State | - | - | - | - | - | - | - | - | - | - |
| Ohio State | - | - | - | - | - | - | - | - | - | - |
| at Maryland | - | - | - | - | - | - | - | - | - | - |
| at Michigan | - | - | - | - | - | - | - | - | - | - |
| Rutgers | - | - | - | - | - | - | - | - | - | - |
| Minnesota | - | - | - | - | - | - | - | - | - | - |
| at Purdue | - | - | - | - | - | - | - | - | - | - |
| Totals | - | - | - | - | - | - | - | - | - | - |



CONNOR HOLE

DB || 5-11 || 180 || R-JUNIOR
JAMESTOWN, INDIANA

33

CAREER NOTES & RECORDS

Redshirted the 2020 season ... did not see any game action in 2021 ... made first career appearance against Idaho (9/10/22).


2023 SEASON

Season: Appeared in one game.

Indiana State (9/8): Made his first appearance of the season on special teams.

CONNOR HOLE'S CAREER STATS

| | GP/GS | Solo | Ast | Ttl | TFL | Sacks | FF | FR-Yds | Int-Yds | QBH | PBU |
|---------------|-----------|------|-----|-----|-----|-------|----|--------|---------|-----|-----|
| 2020 | - | - | - | - | - | - | - | - | - | - | - |
| 2021 | - | - | - | - | - | - | - | - | - | - | - |
| 2022 | 1/- | - | - | - | - | - | - | - | - | - | - |
| 2023 | 1/- | - | - | - | - | - | - | - | - | - | - |
| Totals | 2/ | - | - | - | - | - | - | - | - | - | - |



DAVID HOLLOWAN

RB || 6-0 || 205 || R-SOPHOMORE
AUBURN HILLS, MICHIGAN

33

CAREER NOTES & RECORDS

Redshirted the 2021 season ... rushed 11 times for 34 yards ... played in four games in 2021 ... made his collegiate debut against Idaho (9/11/21) ... did not see any game action in 2022.

2023 SEASON

Season: Appeared in five games.

at Maryland (9/30): Ran twice for 13 yards. at Michigan (10/14): Posted three carries for six yards.

HOLLOWAN'S CAREER STATS - RUSHING

| | GP/GS | Car | Yds | YPC | YPG | TD | Long | High |
|---------------|------------|-----------|-----------|------------|------------|----|---------------|---------------|
| 2021 | 4/- | 11 | 34 | 3.1 | 8.5 | - | 13 | 14 |
| 2022 | -/- | - | - | - | - | - | - | - |
| 2023 | 5/- | 5 | 19 | 3.8 | 3.8 | - | 7-UMD | 13-UMD |
| Totals | 9/- | 17 | 52 | 3.1 | 5.8 | - | 13-PUR | 14-PUR |

HOLLOWAN'S CAREER GAME-BY-GAME

2023

| Opponent | No. | Yds | TD | Lg |
|----------------|----------|-----------|----|-----------|
| Ohio State | - | - | - | - |
| Indiana State | - | - | - | - |
| vs. Louisville | - | - | - | - |
| Akron | - | - | - | - |
| at Maryland | 2 | 13 | - | 7 |
| at Michigan | 3 | 6 | - | 5 |
| Totals | 5 | 19 | - | 13 |

2021

| Opponent | No. | Yds | TD | Lg |
|----------------|-----------|-----------|----|-----------|
| at Iowa | - | - | - | - |
| Idaho | 5 | 7 | - | 3 |
| Cincinnati | - | - | - | - |
| at Western Ky. | - | - | - | - |
| at Penn State | - | - | - | - |
| Michigan State | - | - | - | - |
| Ohio State | - | - | - | - |
| at Maryland | - | - | - | - |
| at Michigan | - | - | - | - |
| Rutgers | 2 | 13 | - | 7 |
| Minnesota | - | - | - | - |
| at Purdue | 4 | 14 | - | 13 |
| Totals | 11 | 34 | - | 13 |



TRENT HOWLAND

RB || 6-3 || 240 || R-SOPHOMORE
JOLIET, ILLINOIS

27

2023 SEASON

Season: Appeared in five games.

Ohio State (9/2): Rushed once for four yards. **Indiana State (9/8):** Carried four times for 19 yards. **at Maryland (9/30):** Had three carries for 13 yards. **at Michigan (10/14):** Posted five carries for 35 yards.

HOWLAND'S CAREER STATS - RUSHING

| | GP/GS | Car | Yds | YPC | YPG | TD | Long | High |
|---------------|-------------|-----------|------------|------------|------------|----|----------------|----------------|
| 2021 | 3/- | 6 | 20 | 3.3 | 6.7 | - | 8-OSU | 17-OSU |
| 2022 | 9/- | 2 | 12 | 6.0 | 1.5 | - | 9-IDA | 9-IDA |
| 2023 | 5/- | 13 | 51 | 3.9 | 10.2 | - | 12-MICH | 35-MICH |
| Totals | 17/- | 21 | 103 | 4.9 | 6.1 | - | 12-MICH | 35-MICH |

HOWLAND'S CAREER GAME-BY-GAME

| 2023 | Rushing | | | |
|----------------|-----------|-----------|-----|-----------|
| | Opponent | No. | Yds | TD Lg |
| Ohio State | 1 | 4 | - | 4 |
| Indiana State | 4 | 19 | - | 8 |
| vs. Louisville | - | - | - | -DNP- |
| Akron | - | - | - | - |
| at Maryland | 3 | 13 | - | 6 |
| at Michigan | 5 | 35 | - | 12 |
| Totals | 13 | 51 | - | 12 |

| 2022 | Rushing | | | |
|-------------------|----------|-----------|-----|----------|
| | Opponent | No. | Yds | TD Lg |
| Illinois | - | - | - | -DNP- |
| Idaho | 2 | 12 | - | 9 |
| Western Ky. | - | - | - | -DNP- |
| at Cincinnati | - | - | - | - |
| at Nebraska | - | - | - | - |
| Michigan | - | - | - | - |
| Maryland | - | - | - | - |
| Rutgers | - | - | - | -DNP- |
| Penn State | - | - | - | - |
| at Ohio State | - | - | - | - |
| at Michigan State | - | - | - | - |
| Purdue | - | - | - | - |
| Totals | 2 | 12 | - | 9 |

| 2021 | Rushing | | | |
|----------------|----------|-----------|-----|----------|
| | Opponent | No. | Yds | TD Lg |
| at Iowa | - | - | - | -DNP- |
| Idaho | - | - | - | -DNP- |
| Cincinnati | - | - | - | -DNP- |
| at Western Ky. | - | - | - | -DNP- |
| at Penn State | - | - | - | -DNP- |
| Michigan State | - | - | - | -DNP- |
| Ohio State | 5 | 17 | - | 8 |
| at Maryland | - | - | - | -DNP- |
| at Michigan | - | - | - | -DNP- |
| Rutgers | - | - | - | -DNP- |
| Minnesota | 1 | 3 | - | 3 |
| at Purdue | - | - | - | - |
| Totals | 6 | 20 | - | 8 |



MYLES JACKSON

OLB || 6-2 || 250 || R-JUNIOR
ATLANTA, GEORGIA

10

CAREER NOTES & RECORDS

Appeared in eight games over two seasons at UCLA (2020-21) and redshirted his first season ... has one career touchdown on a fumble recovery in the end zone at Nebraska (10/1) in 2022.

2023 SEASON

Season: Appeared in six games with two starts.

Ohio State (9/2): Had two assisted tackles. **Indiana State (9/8):** Made first start of the season ... logged three stops. **Louisville (9/16):** Posted two solo tackles. **Akron (9/23):** Logged two tackles. **at Michigan (10/14):** Charted four tackles ... 1.0 sack ... sacked J.J. McCarthy and forced a fumble in the third quarter.

M. JACKSON'S CAREER STATS (* - at UCLA)

| | GP/GS | Solo | Ast | Ttl | TFL | Sacks | FF | FR-Yds | Int-Yds | QBH | PBU |
|---------------|-------------|-----------|-----------|-----------|---------------|---------------|----------|------------|-------------|-----|-----|
| 2020* | 1/- | 1 | - | 1 | 1.0-1 | - | - | - | - | - | - |
| 2021* | 7/- | 5 | 1 | 6 | 1.0-7 | 1.0-7 | - | 1-0 | - | - | - |
| 2022 | 12/1 | 7 | 11 | 18 | 2.0-8 | 0.5-3 | - | 2-0 | 1-10 | - | - |
| 2023 | 6/2 | 8 | 5 | 13 | 1.0-4 | 1.0-4 | 1 | - | - | - | - |
| IU | 18/3 | 15 | 16 | 31 | 3.0-12 | 1.5-7 | 1 | 2-0 | 1-10 | - | - |
| Totals | 26/3 | 17 | 17 | 34 | 4.0-16 | 1.5-10 | 1 | 3-0 | 1-10 | - | - |

NOTES: Scored one career touchdown on a fumble recovery in the end zone (at Nebraska; 2022).

M. JACKSON'S CAREER GAME-BY-GAME (* - at UCLA)

| 2023 | Rushing | | | | | | | | | | |
|----------------|----------|----------|-----------|--------------|--------------|----------|----|--------|---------|-----|-----|
| | Opponent | Solo | Ast | Total | TFL | Sacks | FF | FR-Yds | Int-Yds | QBH | PBU |
| Ohio State | - | 2 | 2 | - | - | - | - | - | - | - | - |
| Indiana State | 1 | 2 | 3 | - | - | - | - | - | - | - | - |
| vs. Louisville | 2 | - | 2 | - | - | - | - | - | - | - | - |
| Akron | 1 | 1 | 2 | - | - | - | - | - | - | - | - |
| at Maryland | - | - | - | - | - | - | - | - | - | - | - |
| at Michigan | 4 | - | 4 | 1.0-4 | 1.0-4 | 1 | - | - | - | - | - |
| Totals | 8 | 5 | 13 | 1.0-4 | 1.0-4 | 1 | - | - | - | - | - |

| 2022 | Rushing | | | | | | | | | | |
|-------------------|----------|-----------|-----------|--------------|--------------|-------|----|------------|-------------|-----|-----|
| | Opponent | Solo | Ast | Total | TFL | Sacks | FF | FR-Yds | Int-Yds | QBH | PBU |
| Illinois | 1 | - | 1 | - | - | - | - | - | - | - | - |
| Idaho | - | - | - | - | - | - | - | - | - | - | - |
| Western Ky. | - | 2 | 2 | - | - | - | - | 1-0 | 1-10 | - | - |
| at Cincinnati | - | 1 | 1 | 0.5-3 | 0.5-3 | - | - | - | - | - | - |
| at Nebraska | - | - | - | - | - | - | - | 1-0 | - | - | - |
| Michigan | - | 2 | 2 | 0.5-1 | - | - | - | - | - | - | - |
| Maryland | 3 | - | 3 | 1.0-4 | - | - | - | - | - | - | - |
| at Rutgers | - | 2 | 2 | - | - | - | - | - | - | - | - |
| Penn State | 1 | 1 | 2 | - | - | - | - | - | - | - | - |
| at Ohio State | - | 1 | 1 | - | - | - | - | - | - | - | - |
| at Michigan State | 2 | 1 | 3 | - | - | - | - | - | - | - | - |
| Purdue | - | 1 | 1 | - | - | - | - | - | - | - | - |
| Totals | 7 | 11 | 18 | 2.0-8 | 0.5-3 | - | - | 2-0 | 1-10 | - | - |

| 2021* | Rushing | | | | | | | | | | |
|---------------|----------|----------|----------|--------------|--------------|-------|----|------------|---------|-----|-----|
| | Opponent | Solo | Ast | Total | TFL | Sacks | FF | FR-Yds | Int-Yds | QBH | PBU |
| Hawaii | 2 | - | 2 | - | - | - | - | - | - | - | - |
| LSU | - | - | - | - | - | - | - | - | - | - | - |
| Fresno State | - | - | - | - | - | - | - | 1-0 | - | - | - |
| at Stanford | - | - | - | - | - | - | - | - | - | - | - |
| Arizona State | - | - | - | - | - | - | - | - | - | - | - |
| at Arizona | 3 | - | 3 | 1.0-7 | 1.0-7 | - | - | - | - | - | - |
| at Washington | - | 1 | 1 | - | - | - | - | - | - | - | - |
| Oregon | - | - | - | - | - | - | - | - | - | - | - |
| at Utah | - | - | - | - | - | - | - | - | - | - | - |
| Colorado | - | - | - | - | - | - | - | - | - | - | - |
| at USC | - | - | - | - | - | - | - | - | - | - | - |
| California | - | - | - | - | - | - | - | - | - | - | - |
| Totals | 5 | 1 | 6 | 1.0-7 | 1.0-7 | - | - | 1-0 | - | - | - |

| 2020* | Rushing | | | | | | | | | | |
|------------------|----------|------|----------|--------------|---------|-------|----|--------|---------|-----|-----|
| | Opponent | Solo | Ast | Total | TFL-Yds | Sacks | FF | FR-Yds | Int-Yds | QBH | PBU |
| at Colorado | 1 | - | 1 | 1.0-1 | - | - | - | - | - | - | - |
| California | - | - | - | - | - | - | - | - | - | - | - |
| at Oregon | - | - | - | - | - | - | - | - | - | - | - |
| Arizona | - | - | - | - | - | - | - | - | - | - | - |
| at Arizona State | - | - | - | - | - | - | - | - | - | - | - |
| USC | - | - | - | - | - | - | - | - | - | - | - |
| Stanford | - | - | - | - | - | - | - | - | - | - | - |
| Totals | 1 | - | 1 | 1.0-1 | - | - | - | - | - | - | - |



TAYVEN JACKSON

**QB || 6-3 || 215 || R-FRESHMAN
GREENWOOD, INDIANA**

2

CAREER NOTES & RECORDS

Appeared in three games in one season at Tennessee (2022) and redshirted his first collegiate season ... made collegiate debut against Ball State (9/1/22) ... first career score was a 1-yard rushing touchdown versus Akron (9/17/22) ... enrolled at Indiana in spring of 2023 ... made first career start vs. Indiana State (9/8) ... first career passing touchdown was a 30-yard completion against Louisville (9/16).

2023 SEASON

Season: Appeared in five games with four starts ... made Indiana debut against No. 3/4 Ohio State (9/2) ... first career start came against Indiana State (9/8) ... one of 21 transfer student-athletes to make Indiana debut in 2023 ... one of 15 Hoosiers to make first career start.

Ohio State (9/2): Lone completion went for 24 yards to Cam Camper .. rushed three times for 11 yards. **Indiana State (9/8):** Started and went 18-for-21 passing with 236 passing yards ... scored first touchdown as a Hoosier on a 10-yard rush in the first quarter. **Louisville (9/16):** Posted a 24-for-34 passing day with 299 passing yards ... first career touchdown pass ... went for a 30-yard completion to Jaylin Lucas in the third quarter ... rushed eight times for 11 yards. **Akron (9/23):** Had an 11-for-26 passing day with 190 yards and a 12-yard touchdown pass to Cam Camper in the first overtime to tie the game 24-24. **at Maryland (9/30):** Logged a 17-for-29 day passing for with 113 yards. **at Michigan (10/14):** Threw for 52 yards on 7-for-13 passing.

T. JACKSON'S CAREER STATS - PASSING

| | GP/GS | Comp | Att | TD | INT | Yds | YPG | Long | High |
|---------------|------------|-----------|------------|----------|----------|------------|--------------|---------------|----------------|
| 2022 | 3/- | 4 | 5 | - | - | 37 | 12.3 | 22-AKR | 28-AKR |
| 2023 | 6/5 | 78 | 128 | 2 | 5 | 914 | 152.3 | 41-LOU | 299-LOU |
| IU | 6/5 | 78 | 128 | 2 | 5 | 914 | 152.3 | 41-LOU | 299-LOU |
| Totals | 9/5 | 82 | 131 | 2 | 5 | 951 | 105.7 | 41-LOU | 299-LOU |

T. JACKSON'S CAREER STATS - RUSHING

| | GP/GS | Car | Yds | YPC | YPG | TD | Long | High |
|---------------|------------|-----------|--------------|-----|-----|----------|---------------|---------------|
| 2022 | 3/- | 4 | 10 | 2.5 | 3.3 | 1 | 14-UTM | 9-UTM |
| 2023 | 6/5 | 28 | (-21) | - | - | 1 | 10-ISU | 11-OSU |
| IU | 6/5 | 28 | (-21) | - | - | 1 | 10-ISU | 11-OSU |
| Totals | 9/5 | 32 | (-21) | - | - | 2 | 14-UTM | 11-OSU |

T. JACKSON'S GAME-BY-GAME - PASSING

| 2023 | Opponent | Comp | Att | TD | INT | Pct. | Yds | Lg |
|---------------|----------------|-----------|------------|----------|----------|-------------|------------|-----------|
| | Ohio State | 1 | 5 | - | - | .200 | 24 | 24 |
| | Indiana State | 18 | 21 | - | - | .857 | 236 | 25 |
| | vs. Louisville | 24 | 34 | 1 | 1 | .706 | 299 | 41 |
| | Akron | 11 | 26 | 1 | 1 | .423 | 190 | 40 (2x) |
| | at Maryland | 17 | 29 | - | 1 | .586 | 113 | 22 |
| | at Michigan | 7 | 13 | - | 2 | .538 | 52 | 15 |
| Totals | | 78 | 128 | 2 | 5 | .609 | 914 | 41 |

| 2022 | Opponent | Comp | Att | TD | INT | Pct. | Yds | Lg |
|---------------|-------------------|----------|----------|----------|----------|-------------|-----------|-----------|
| | Ball State | - | - | - | - | - | - | - |
| | Pittsburgh | - | - | -DNP- | - | - | - | - |
| | Akron | 2 | 2 | - | - | 1.000 | 28 | 22 |
| | Florida | - | - | -DNP- | - | - | - | - |
| | at LSU | - | - | -DNP- | - | - | - | - |
| | Alabama | - | - | -DNP- | - | - | - | - |
| | UT Martin | 2 | 3 | - | - | .667 | 9 | 9 |
| | Kentucky | - | - | -DNP- | - | - | - | - |
| | at Georgia | - | - | -DNP- | - | - | - | - |
| | Missouri | - | - | -DNP- | - | - | - | - |
| | at South Carolina | - | - | -DNP- | - | - | - | - |
| | at Vanderbilt | - | - | -DNP- | - | - | - | - |
| | at Clemson | - | - | -DNP- | - | - | - | - |
| Totals | | 4 | 5 | - | - | .800 | 37 | 22 |

T. JACKSON'S GAME-BY-GAME - RUSHING

| 2023 | Opponent | No. | Yds | TD | Lg |
|---------------|----------------|-----------|--------------|----------|-----------|
| | Ohio State | 3 | 11 | - | 6 |
| | Indiana State | 6 | 9 | 1 | 10 |
| | vs. Louisville | 8 | 11 | - | 7 |
| | Akron | 6 | (-19) | - | 1 |
| | at Maryland | 4 | (-22) | - | 2 |
| | at Michigan | 1 | (-11) | - | - |
| Totals | | 28 | (-21) | 1 | 10 |

| 2022 | Opponent | No. | Yds | TD | Lg |
|---------------|-------------------|----------|-----------|----------|-----------|
| | Ball State | 1 | - | - | - |
| | at Pittsburgh | - | - | -DNP- | - |
| | Akron | 1 | 1 | 1 | 1 |
| | Florida | - | - | -DNP- | - |
| | at LSU | - | - | -DNP- | - |
| | Alabama | - | - | -DNP- | - |
| | UT Martin | 2 | 9 | - | 14 |
| | Kentucky | - | - | -DNP- | - |
| | at Georgia | - | - | -DNP- | - |
| | Missouri | - | - | -DNP- | - |
| | at South Carolina | - | - | -DNP- | - |
| | at Vanderbilt | - | - | -DNP- | - |
| | at Clemson | - | - | -DNP- | - |
| Totals | | 4 | 10 | 1 | 14 |



NICK JAMES

**DL || 6-2 || 285 || R-FRESHMAN
PLATVILLE, ALABAMA**

99

CAREER NOTES & RECORDS

Redshirted in 2022 with four games played ... made collegiate debut versus Illinois (9/2/22).

2023 SEASON

Season: Appeared in six games ... seen time in the defensive line rotation.

Akron (9/23): Had one assisted tackle ... added one pass breakup.

JAMES' CAREER STATS

| | GP/GS | Solo | Ast | Ttl | TFL | Sacks | FF | FR-Yds | Int-Yds | QBH | PBU |
|---------------|-------------|----------|----------|----------|----------|----------|----------|----------|----------|----------|----------|
| 2022 | 4/- | 1 | 2 | 3 | - | - | - | - | - | - | - |
| 2023 | 6/- | - | 1 | 1 | - | - | - | - | - | - | 1 |
| Totals | 10/- | 1 | 3 | 4 | - | - | - | - | - | - | 1 |

JAMES' CAREER GAME-BY-GAME

| 2023 | Opponent | Solo | Ast | Total | TFL | Sacks | FF | FR-Yds | Int-Yds | QBH | PBU |
|---------------|----------------|----------|----------|----------|----------|----------|----------|----------|----------|----------|----------|
| | Ohio State | - | - | - | - | - | - | - | - | - | - |
| | Indiana State | - | - | - | - | - | - | - | - | - | - |
| | vs. Louisville | - | - | - | - | - | - | - | - | - | - |
| | Akron | - | 1 | 1 | - | - | - | - | - | - | 1 |
| | at Maryland | - | - | - | - | - | - | - | - | - | - |
| | at Michigan | - | - | - | - | - | - | - | - | - | - |
| Totals | | - | 1 | 1 | - | - | - | - | - | - | 1 |

| 2022 | Opponent | Solo | Ast | Total | TFL | Sacks | FF | FR-Yds | Int-Yds | QBH | PBU |
|---------------|-------------------|----------|----------|----------|----------|----------|----------|----------|----------|----------|----------|
| | Illinois | - | 2 | 2 | - | - | - | - | - | - | - |
| | Idaho | - | - | - | - | - | - | - | - | - | - |
| | Western Ky. | - | - | - | - | - | - | - | - | - | - |
| | at Cincinnati | - | - | - | - | -DNP- | - | - | - | - | - |
| | at Nebraska | - | - | - | - | -DNP- | - | - | - | - | - |
| | Michigan | 1 | - | 1 | - | - | - | - | - | - | - |
| | Maryland | - | - | - | - | -DNP- | - | - | - | - | - |
| | at Rutgers | - | - | - | - | -DNP- | - | - | - | - | - |
| | Penn State | - | - | - | - | -DNP- | - | - | - | - | - |
| | at Ohio State | - | - | - | - | -DNP- | - | - | - | - | - |
| | at Michigan State | - | - | - | - | -DNP- | - | - | - | - | - |
| | Purdue | - | - | - | - | -DNP- | - | - | - | - | - |
| Totals | | 1 | 2 | 3 | - | - | - | - | - | - | - |



JAMIER JOHNSON
DB || 6-0 || 180 || JUNIOR
PASADENA, CALIFORNIA **9**

CAREER NOTES & RECORDS

Appeared in 17 games with one start over two seasons at Texas (2021-22) ... transferred to Indiana in the spring of 2023.

2023 SEASON

Season: Appeared in two games ... made Indiana debut against No. 3/4 Ohio State (9/2) ... one of 21 transfer student-athletes to make Indiana debut in 2023.

Ohio State (9/2): Made two tackles in first appearance as a Hoosier. **Louisville (9/16):** Had two stops.

JA. JOHNSON'S CAREER STATS (* - at Texas)

| | GP/GS | Solo | Ast | Ttl | TFL | Sacks | FF | FR-Yds | Int-Yds | QBH | PBU |
|---------------|-------------|----------|----------|-----------|-----|-------|----|--------|---------|-----|----------|
| 2021* | 10/- | 1 | 1 | 2 | - | - | - | - | - | - | - |
| 2022* | 7/1 | 4 | 1 | 5 | - | - | - | - | - | - | 1 |
| 2023 | 2/- | 3 | 1 | 5 | - | - | - | - | - | - | - |
| IU | 2/- | 3 | 1 | 5 | - | - | - | - | - | - | - |
| Totals | 19/1 | 8 | 3 | 11 | - | - | - | - | - | - | 1 |

JA. JOHNSON'S CAREER GAME-BY-GAME (* - at Texas)

2023

| Opponent | Solo | Ast | Total | TFL | Sacks | FF | FR-Yds | Int-Yds | QBH | PBU |
|-------------------------------|----------|----------|----------|-----|--|----|--------|---------|-----|-----|
| Ohio State | 1 | 1 | 2 | - | - | - | - | - | - | - |
| Indiana State vs. Louisville | 2 | - | 2 | - | -DNP (Injury)- | - | - | - | - | - |
| Akron at Maryland at Michigan | - | - | - | - | -DNP (Injury)- -DNP (Injury)- -DNP (Injury)- | - | - | - | - | - |
| Totals | 3 | 1 | 5 | - | - | - | - | - | - | - |

2022*

| Opponent | Solo | Ast | Total | TFL | Sacks | FF | FR-Yds | Int-Yds | QBH | PBU |
|--|----------|----------|----------|-----|--|----|--------|---------|-----|----------|
| ULM | 2 | - | 2 | - | - | - | - | - | - | - |
| Alabama | - | - | - | - | - | - | - | - | - | - |
| UTSA at Texas Tech West Virginia | 2 | - | 2 | - | - | - | - | - | - | - |
| Oklahoma | - | 1 | 1 | - | - | - | - | - | - | 1 |
| Iowa St. at Oklahoma St. at Kansas St. TCU at Kansas Baylor vs. Washington | - | - | - | - | -DNP - -DNP - -DNP - -DNP - -DNP - -DNP - -DNP - | - | - | - | - | - |
| Totals | 4 | 1 | 5 | - | - | - | - | - | - | 1 |

2021*

| Opponent | Solo | Ast | Total | TFL | Sacks | FF | FR-Yds | Int-Yds | QBH | PBU |
|--|----------|----------|----------|-----|--------------------------------------|----|--------|---------|-----|-----|
| Louisiana at Arkansas | - | - | - | - | - | - | - | - | - | - |
| Rice | - | - | - | - | - | - | - | - | - | - |
| Texas Tech at TCU | 1 | - | 1 | - | - | - | - | - | - | - |
| Oklahoma Oklahoma St. at Baylor at Iowa St. Kansas at West Virginia Kansas St. | - | - | - | - | -DNP - - - - - - - | - | - | - | - | - |
| Totals | 1 | 1 | 2 | - | - | - | - | - | - | - |



JOJO JOHNSON
DB || 5-11 || 180 || R-SOPHOMORE
MERRILLVILLE, INDIANA **3**

CAREER NOTES & RECORDS

Began career at the Notre Dame (2021) and redshirted due to injury (knee) ... played 2022 season at Iowa Western Community College and totaled 16 tackles, three interceptions and two pass breakups ... transferred to Indiana in the fall of 2023.

2023 SEASON

Season: Appeared in six games ... one of 21 transfer student-athletes to make Indiana debut in 2023 ... one of 13 Hoosiers to make collegiate debut in 2023.

Ohio State (9/2): Made collegiate debut on special teams. **Louisville (9/16):** Had his first career tackle in the second quarter. **Akron (9/23):** Logged one stop.

JO. JOHNSON'S CAREER STATS

| | GP/GS | Solo | Ast | Ttl | TFL | Sacks | FF | FR-Yds | Int-Yds | QBH | PBU |
|---------------|------------|------|----------|----------|-----|-------|----|--------|---------|-----|-----|
| 2023 | 6/- | - | 2 | 2 | - | - | - | - | - | - | - |
| Totals | 6/- | - | 2 | 2 | - | - | - | - | - | - | - |

JO. JOHNSON'S CAREER GAME-BY-GAME

2023

| Opponent | Solo | Ast | Total | TFL | Sacks | FF | FR-Yds | Int-Yds | QBH | PBU |
|-------------------------------|------|----------|----------|-----|-------|----|--------|---------|-----|-----|
| Ohio State | - | - | - | - | - | - | - | - | - | - |
| Indiana State vs. Louisville | - | 1 | 1 | - | - | - | - | - | - | - |
| Akron at Maryland at Michigan | - | 1 | 1 | - | - | - | - | - | - | - |
| Totals | - | 2 | 2 | - | - | - | - | - | - | - |



ANTHONY JONES
LB || 6-4 || 255 || R-FRESHMAN
LAS VEGAS, NEVADA **4**

CAREER NOTES & RECORDS

Appeared in two games in one season at Oregon (2022) and redshirted ... made collegiate debut and collected one tackle at Colorado (11/5/22).

2023 SEASON

Season: Appeared in six games with two starts ... made Indiana debut against No. 3/4 Ohio State (9/2) ... made first career start at Maryland (9/30) ... one of 21 transfer student-athletes to make Indiana debut in 2023 ... one of 15 Hoosiers to make first career start.

Ohio State (9/2): Saw snaps on defense and special teams in Indiana debut. **at Maryland (9/30):** Posted two tackles in first career start. **at Michigan (10/14):** Logged two solo tackles.

A. JONES' CAREER STATS (*at Oregon)

| | GP/GS | Solo | Ast | Ttl | TFL | Sacks | FF | FR-Yds | Int-Yds | QBH | PBU |
|---------------|------------|----------|----------|----------|-----|-------|----|--------|---------|-----|-----|
| 2022* | 2/- | 1 | - | 1 | - | - | - | - | - | - | - |
| 2023 | 6/- | 3 | 1 | 4 | - | - | - | - | - | - | - |
| IU | 6/- | 3 | 1 | 4 | - | - | - | - | - | - | - |
| Totals | 8/- | 3 | 1 | 4 | - | - | - | - | - | - | - |

A. JONES' CAREER GAME-BY-GAME (*at Oregon)

2023

| Opponent | Solo | Ast | Total | TFL | Sacks | FF | FR-Yds | Int-Yds | QBH | PBU |
|-------------------------------|----------|----------|----------|-----|-------|----|--------|---------|-----|-----|
| Ohio State | - | - | - | - | - | - | - | - | - | - |
| Indiana State vs. Louisville | - | - | - | - | - | - | - | - | - | - |
| Akron at Maryland at Michigan | 1 | 1 | 2 | - | - | - | - | - | - | - |
| Totals | 3 | 1 | 4 | - | - | - | - | - | - | - |

2022*

| Opponent | Solo | Ast | Total | TFL | Sacks | FF | FR-Yds | Int-Yds | QBH | PBU |
|-----------------|----------|----------|----------|----------|----------|----------|----------|----------|----------|----------|
| Georgia | | | | | -DNP- | | | | | |
| Eastern Wash. | | | | | -DNP- | | | | | |
| BYU | | | | | -DNP- | | | | | |
| at Wash St. | | | | | -DNP- | | | | | |
| Stanford | | | | | -DNP- | | | | | |
| at Arizona | | | | | -DNP- | | | | | |
| UCLA | | | | | -DNP- | | | | | |
| at California | | | | | -DNP- | | | | | |
| at Colorado | 1 | - | 1 | - | - | - | - | - | - | - |
| Washington | | | | | -DNP- | | | | | |
| Utah | | | | | -DNP- | | | | | |
| at Oregon State | | | | | -DNP- | | | | | |
| North Carolina | - | - | - | - | - | - | - | - | - | - |
| Totals | 1 | - | 1 | - | - | - | - | - | - | - |



COOPER JONES
OL || 6-6 || 310 || R-SOPHOMORE
VALPARAISO, INDIANA **78**

CAREER NOTES & RECORDS

Redshirted in 2021 ... notched four tackles in 2022 as a defensive lineman ... moved from the defensive line to offensive line for the 2023 season.

2023 SEASON

Season: Appeared in six games ... seen time on special teams.



CAMDEN JORDAN
WR || 6-0 || 185 || R-SOPHOMORE
CARMEL, INDIANA **89**

CAREER NOTES & RECORDS

Originally signed to play baseball at Louisville, before transferring to San Jacinto College to play baseball in spring 2022 ... joined Indiana as a walk-on in 2022 ... made first career appearance against Ohio State (9/2) in 2023 season opener.

2023 SEASON

Season: Appeared in three games ... made first career appearance against No. 3/4 Ohio State ... one of 13 Hoosiers to make collegiate debut in 2023.

Ohio State (9/2): Played on special teams in his first Indiana appearance.



MIKE KATIC
OL || 6-4 || 315 || R-SENIOR
PITTSBURGH, PENNSYLVANIA **56**

CAREER NOTES & RECORDS

Voted a team captain prior to 2023 season ... appeared in 30 career games with 28 starts ... 22 starts are at left guard ... redshirted his initial year on campus ... named IU's Offensive Newcomer of the Year in 2020 ... selected to the All-USA Pennsylvania team and Pittsburgh Post-Gazette WPIAL Player of the Year as a senior ... led the team to the 2017 state championship.

2023 SEASON

Season: Started all six games at left guard.

Indiana State (9/8): Started at left guard and helped the offense produce 558 total yards of offense and five rushing touchdowns ... the most rushing scores by an Indiana offense since 2016 and the most of the Tom Allen era. **Louisville (9/16):** Helped protect the offense to 357 yards of total offense ... held strong for Tayven Jackson's 299 passing yards and passing touchdown ... paved the way for the team's 97-yard scoring drive in the third quarter, the longest by an Indiana team since a 98-yard drive in 2019 against Rutgers (Oct. 12).



MAX LONGMAN
OL || 6-4 || 315 || R-SENIOR
PORTAGE, MICHIGAN **60**

CAREER NOTES & RECORDS

Started career at UMass ... missed entire 2019 season due to injury ... started four games at right guard during the pandemic shortened season ... started all 12 games in 2021 ... seven games at left tackle and five games at right tackle ... appeared in 11 games with eight starts in 2022 ... all eight starts came at left tackle.

2023 SEASON

Season: Appeared in two games with one start ... made his first start for Indiana against Louisville (9/16) ... made first appearance as a Hoosier against Indiana State (9/8) ... one of 21 transfer student-athletes to make Indiana debut in 2023.

Indiana State (9/8): Made IU debut ... helped the offense produce 558 total yards of offense and five rushing touchdowns ... the most rushing scores by an Indiana offense since 2016 and the most of the Tom Allen era. **Louisville (9/16):** Made first start as a Hoosier ... left in the first half due to injury.



BROC LOWRY
QB || 6-1 || 210 || FRESHMAN
CANFIELD, OHIO **14**

2023 SEASON

Season: Appeared in two games ... made collegiate debut versus Indiana State ... one of 13 Hoosiers to make their collegiate debut ... one of six true freshmen to make their Indiana debut this season.

Indiana State (9/8): Made collegiate debut on offense in the fourth quarter. **at Maryland (9/30):** Completed first collegiate pass attempt for eight yards on a fake punt.

LOWRY'S CAREER STATS - PASSING

| | GP/GS | Comp | Att | TD | INT | Yds | YPG | Long | High |
|---------------|------------|----------|----------|----------|----------|----------|------------|--------------|--------------|
| 2023 | 2/- | 1 | 1 | - | - | 8 | 4.0 | 8-UMD | 8-UMD |
| Totals | 2/- | 1 | 1 | - | - | 8 | 4.0 | 8-UMD | 8-UMD |

LOWRY'S GAME-BY-GAME - PASSING

| 2023 | Opponent | Comp | Att | TD | INT | Pct. | Yds | Lg |
|------|----------------|----------|----------|----------|----------|--------------|----------|----------|
| | Ohio State | | | | -DNP- | | | |
| | Indiana State | - | - | - | - | - | - | - |
| | vs. Louisville | | | | -DNP- | | | |
| | Akron | | | | -DNP- | | | |
| | at Maryland | 1 | 1 | - | - | 1.000 | 8 | 8 |
| | at Michigan | | | | -DNP- | | | |
| | Totals | 1 | 1 | - | - | 1.000 | 8 | 8 |



JAYLIN LUCAS

RB/RS || 5-9 || 170 || SOPHOMORE
HOUMA, LOUISIANA

12

CAREER NOTES & RECORDS

2022 Awards: Tabbed first-team All-America kick returner in 2022 by CBS Sports, Pro Football Focus, Walter Camp and USA Today ... garnered second-team All-America kick returner from the American Football Coaches Association ... named honorable mention All-America kick returner by Phil Steele ... selected Freshman All-America kick returner by The Athletic, Football Writers Association of America and Pro Football Focus ... tabbed 2022 Big Ten Rodgers–Dwight Return Specialist of the Year ... first Hoosier to earn the award (began in 2015) ... earned first-team All-Big Ten (return specialist) from the conference coaches and media panels ... tabbed All-Big Ten by the Associated Press (all-purpose), Phil Steele (kick returner) and PFF (kick returner) ... made first career start against No. 3/4 Ohio State (9/2) in 2023 season opener.

2023 SEASON

Season: Appeared in all six games with five starts ... made first career start vs. No. 3/4 Ohio State (9/2) ... seen time at running back, slot receiver, punt returner and kick off returner ... one of 15 Hoosiers to make first career start.

Ohio State (9/2): Made first career start ... had 11 rushes for 24 yards ... returned three kickoffs for 38 yards ... fielded first two career punt and combined for 51 yards ... long punt return went for 29 yards. **Indiana State (9/8):** Had first multi-touchdown game of his career ... had 88 rushing yards and two rushing touchdowns ... first Indiana running back to score two rushing touchdowns in a game since Shaun Shivers at Michigan State in 2022 ... posted four receptions for 39 yards. **Louisville (9/16):** Rushed eight times for 29 yards ... had 10 receptions for 98 yards and a touchdown ... first 10-reception game by a Hoosier running back since Stephen Houston had 12 catches (95 yards) at Purdue in 2012. **Akron (9/23):** Ran 13 times for 43 yards ... had two kickoff returns for 37 yards. **at Maryland (9/30):** Posted seven rushes for 28 yards ... had four catches for two receiving yards ... two kickoff returns for 79 yards ... long of 56 yards. **at Michigan (10/14):** Had five receptions for 56 yards ... made 44-yard touchdown reception on a wide receiver pass from Donaven McCulley in the first quarter ... had six rushes for six yards ... had two kickoff returns for 32 yards.

J. LUCAS' CAREER STATS - RUSHING

| | GP/GS | Car | Yds | YPC | YPG | TD | Long | High |
|---------------|-------------|------------|------------|------------|-------------|----------|---------------|----------------|
| 2022 | 11/- | 49 | 271 | 5.5 | 24.6 | 2 | 71-PUR | 100-PUR |
| 2023 | 6/5 | 55 | 218 | 4.0 | 36.3 | 2 | 25-ISU | 88-ISU |
| Totals | 17/5 | 104 | 489 | 4.7 | 28.8 | 4 | 71-PUR | 100-PUR |

J. LUCAS' CAREER STATS - RECEIVING

| | GP/GS | Rec | Yds | YPC | YPG | TD | Long | High |
|---------------|-------------|-----------|------------|------------|-------------|----------|----------------|----------------|
| 2022 | 11/- | 16 | 82 | 5.1 | 7.5 | - | 25-RUT | 39-RUT |
| 2023 | 6/5 | 24 | 196 | 8.2 | 32.7 | 1 | 44-MICH | 56-MICH |
| Totals | 17/5 | 40 | 278 | 7.0 | 16.4 | 1 | 44-MICH | 56-MICH |

J. LUCAS' CAREER STATS - KICK RETURNING

| | GP/GS | Ret | Yds | YPR | YPG | TD | Long | High |
|---------------|-------------|-----------|------------|-------------|-------------|----------|---------------|----------------|
| 2022 | 11/- | 21 | 591 | 28.1 | 53.7 | 2 | 93-RUT | 168-MSU |
| 2023 | 6/5 | 10 | 213 | 21.3 | 35.5 | - | 56-UMD | 79-UMD |
| Totals | 17/5 | 31 | 804 | 25.9 | 47.3 | 2 | 93-RUT | 168-MSU |

J. LUCAS' CAREER STATS - PUNT RETURNING

| | GP/GS | Ret | Yds | YPR | YPG | TD | Long | High |
|---------------|-------------|----------|-----------|------------|------------|----------|---------------|---------------|
| 2022 | 11/- | - | - | - | - | - | - | - |
| 2023 | 6/5 | 7 | 26 | 3.7 | 4.3 | - | 29-OSU | 51-OSU |
| Totals | 17/5 | 7 | 26 | 3.7 | 1.5 | - | 29-OSU | 51-OSU |

J. LUCAS' CAREER GAME-BY-GAME

| 2023 | Rushing | | | | Receiving | | | | Kick Returns | | | |
|----------------|-----------|------------|----------|-----------|-----------|------------|----------|-----------|--------------|------------|----------|-----------|
| | Opponent | No. | Yds | TD | Lg | No. | Yds | TD | Lg | No. | Yds | TD |
| Ohio State | 11 | 24 | - | 4 | 1 | 1 | - | 1 | 3 | 38 | - | 16 |
| Indiana State | 10 | 88 | 2 | 25 | 4 | 39 | - | 24 | 1 | 27 | - | 27 |
| vs. Louisville | 8 | 29 | - | 11 | 10 | 98 | 1 | 30 | - | - | - | - |
| Akron | 13 | 43 | - | 14 | - | - | - | - | 2 | 37 | - | 34 |
| at Maryland | 7 | 28 | - | 9 | 4 | 2 | - | 8 | 2 | 79 | - | 56 |
| at Michigan | 6 | 6 | - | 4 | 5 | 56 | 1 | 44 | 2 | 32 | - | 18 |
| Totals | 55 | 216 | 2 | 25 | 24 | 196 | 1 | 44 | 10 | 213 | - | 56 |

| 2023 | Punt Returns | | | |
|----------------|--------------|-----------|----------|-----------|
| | Opponent | No. | Yds | TD |
| Ohio State | 2 | 51 | - | 29 |
| Indiana State | 2 | (-17) | - | - |
| vs. Louisville | - | - | - | - |
| Akron | 1 | - | - | - |
| at Maryland | 2 | (-8) | - | - |
| at Michigan | - | - | - | - |
| Totals | 7 | 26 | - | 29 |

| 2022 | Rushing | | | | Receiving | | | | Kick Returns | | | | |
|-------------------|-----------|------------|----------|-----------|-----------|-----------|----------|-----------|--------------|------------|----------|-----------|----|
| | Opponent | No. | Yds | TD | Lg | No. | Yds | TD | Lg | No. | Yds | TD | Lg |
| Illinois | - | - | - | - | - | - | - | - | - | - | - | - | - |
| Idaho | 4 | 16 | - | 5 | - | - | - | - | 1 | 38 | - | 38 | |
| Western Ky. | - | - | - | - | 1 | 7 | - | 7 | 1 | 20 | - | 20 | |
| at Cincinnati | - | - | - | - | 1 | 1 | - | 1 | 1 | 12 | - | 12 | |
| at Nebraska | 3 | 39 | - | 34 | - | - | - | - | 1 | 21 | - | 21 | |
| Michigan | 4 | 45 | - | 39 | 3 | 20 | - | 7 | 1 | 20 | - | 20 | |
| Maryland | 7 | (-4) | - | 3 | 1 | 9 | - | 9 | 1 | 43 | - | 43 | |
| at Rutgers | 6 | 27 | - | 8 | 3 | 39 | - | 25 | 3 | 124 | 1 | 93 | |
| Penn State | 7 | 7 | 1 | 4 | 1 | 1 | - | 1 | 2 | 32 | - | 22 | |
| at Ohio State | 6 | 17 | - | 10 | 1 | 6 | - | 6 | 4 | 82 | - | 24 | |
| at Michigan State | 3 | 24 | - | 18 | - | - | - | - | 4 | 168 | 1 | 88 | |
| Purdue | 9 | 100 | 1 | 71 | 5 | (-1) | - | 4 | 2 | 31 | - | 23 | |
| Totals | 49 | 271 | 2 | 71 | 16 | 82 | - | 25 | 21 | 591 | 2 | 93 | |



PATRICK LUCAS JR.

OL || 6-3 || 315 || R-SENIOR
PRATTVILLE, ALABAMA

51

CAREER NOTES & RECORDS

Appeared in 11 games in two seasons at Ole Miss (2019-20) ... appeared in all 17 games in time at Indiana.

2023 SEASON

Season: Appeared in six games ... seen time in the defensive line rotation.

Louisville (9/16): Made two tackles. **at Maryland (9/30):** Notched three stops. **at Michigan (10/14):** Registered two tackles ... combined with Joshua Rudolph for tackle for loss in the fourth quarter.

P. LUCAS' CAREER STATS (* - at Ole Miss)

| | GP/GS | Solo | Ast | Ttl | TFL | Sacks | FF | FR-Yds | Int-Yds | QBH | PBU |
|---------------|-------------|-----------|-----------|-----------|--------------|----------|----------|----------|----------|----------|----------|
| 2019* | 4/- | - | 3 | 3 | - | - | - | - | - | - | - |
| 2020* | 7/- | 2 | 1 | 3 | - | - | - | - | - | - | - |
| 2021* | - | - | - | - | - | - | - | - | - | - | - |
| 2022 | 12/1 | 8 | 9 | 17 | 0.5-1 | - | - | - | - | - | - |
| 2023 | 6/- | 3 | 4 | 7 | 0.5-1 | - | - | - | - | - | - |
| IU | 18/1 | 11 | 13 | 24 | 1.0-2 | - | - | - | - | - | - |
| Totals | 29/1 | 13 | 17 | 30 | 1.0-2 | - | - | - | - | - | - |

P. LUCAS' CAREER GAME-BY-GAME (* - at Ole Miss)

| 2023 | Opponent | Solo | Ast | Total | TFL | Sacks | FF | FR-Yds | Int-Yds | QBH | PBU |
|----------------|----------|----------|----------|----------|----------|----------|----------|----------|----------|----------|----------|
| Ohio State | - | - | - | - | - | - | - | - | - | - | - |
| Indiana State | - | - | - | - | - | - | - | - | - | - | - |
| vs. Louisville | 1 | 1 | 2 | - | - | - | - | - | - | - | - |
| Akron | - | - | - | - | - | - | - | - | - | - | - |
| at Maryland | 2 | 1 | 3 | - | - | - | - | - | - | - | - |
| at Michigan | - | 2 | 2 | 0.5-1 | - | - | - | - | - | - | - |
| Totals | 3 | 2 | 5 | - | - | - | - | - | - | - | - |

2022

| Opponent | Solo | Ast | Total | TFL | Sacks | FF | FR-Yds | Int-Yds | QBH | PBU |
|-------------------|----------|----------|-----------|--------------|----------|----------|----------|----------|----------|----------|
| Illinois | 1 | 1 | 2 | - | - | - | - | - | - | - |
| Idaho | 1 | - | 1 | - | - | - | - | - | - | - |
| Western Ky. | - | - | - | - | - | - | - | - | - | - |
| at Cincinnati | - | - | - | - | - | - | - | - | - | - |
| at Nebraska | 1 | - | 1 | - | - | - | - | - | - | - |
| Michigan | 2 | - | 2 | - | - | - | - | - | - | - |
| Maryland | 2 | - | 2 | - | - | - | - | - | - | - |
| at Rutgers | 1 | 1 | 2 | 0.5-1 | - | - | - | - | - | - |
| Penn State | - | - | - | - | - | - | - | - | - | - |
| at Ohio State | - | - | - | - | - | - | - | - | - | - |
| at Michigan State | - | 7 | 7 | - | - | - | - | - | - | - |
| Purdue | - | - | - | - | - | - | - | - | - | - |
| Totals | 8 | 9 | 17 | 0.5-1 | - | - | - | - | - | - |

2020*

| Opponent | Solo | Ast | Total | TFL | Sacks | FF | FR-Yds | Int-Yds | QBH | PBU |
|-------------------|----------|----------|----------|----------|----------|----------|----------|----------|----------|----------|
| Florida | 1 | - | 1 | - | - | - | - | - | - | - |
| at Kentucky | - | - | - | - | - | - | - | - | - | - |
| at Alabama | - | - | - | - | - | - | - | - | - | - |
| at Arkansas | - | - | - | - | - | - | - | - | - | - |
| Auburn | - | - | - | - | - | - | - | - | - | - |
| at Vanderbilt | 1 | 1 | 2 | - | - | - | - | - | - | - |
| South Carolina | - | - | - | - | - | - | - | - | - | - |
| Mississippi State | - | - | - | - | - | - | - | - | - | - |
| at LSU | - | - | - | - | - | - | - | - | - | - |
| Indiana | - | - | - | - | - | - | - | - | - | - |
| Totals | 2 | 1 | 3 | - | - | - | - | - | - | - |

2019*

| Opponent | Solo | Ast | Total | TFL | Sacks | FF | FR-Yds | Int-Yds | QBH | PBU |
|--------------------|----------|----------|----------|----------|----------------|----------|----------|----------|----------|----------|
| at Memphis | - | - | - | - | -DNP- | - | - | - | - | - |
| Arkansas | - | - | - | - | - | - | - | - | - | - |
| Southeastern La. | - | - | - | - | - | - | - | - | - | - |
| Cal | - | 3 | 3 | - | - | - | - | - | - | - |
| at Alabama | - | - | - | - | - | - | - | - | - | - |
| Vanderbilt | - | - | - | - | -DNP (injury)- | - | - | - | - | - |
| at Missouri | - | - | - | - | -DNP (injury)- | - | - | - | - | - |
| Texas A&M | - | - | - | - | -DNP (injury)- | - | - | - | - | - |
| at Auburn | - | - | - | - | -DNP (injury)- | - | - | - | - | - |
| New Mexico St. | - | - | - | - | -DNP (injury)- | - | - | - | - | - |
| LSU | - | - | - | - | -DNP (injury)- | - | - | - | - | - |
| at Mississippi St. | - | - | - | - | -DNP (injury)- | - | - | - | - | - |
| Totals | - | 3 | 3 | - | - | - | - | - | - | - |



BRAY LYNCH
OL II 6-5 || 310 || R-FRESHMAN
AUSTIN, TEXAS **74**

CAREER NOTES & RECORDS

Redshirted in 2022 and played in four games ... made collegiate debut against Idaho (9/10/22).

2023 SEASON

Season: Appeared in three games ... seen time on the offensive line and special teams.



JACOB MANGUM-FARRAR
LB II 6-4 || 240 || R-SENIOR+
SUGAR LAND, TEXAS **7**

CAREER NOTES & RECORDS

Appeared in 26 games with 11 career starts over five seasons at Stanford (2018-22) ... redshirted in 2018 at Stanford ... transferred to Indiana in spring of 2023.

2023 SEASON

Season: Started all six games ... one of 21 transfer student-athletes to make Indiana debut in 2023.

Ohio State (9/2): Charted five tackles and two pass breakups in Indiana debut ... made first start as a Hoosier. **Indiana State (9/8):** Logged three tackles. **Louisville (9/16):** Made seven stops. **Akron (9/23):** Registered eight tackles ... had one tackle for loss in the third quarter. **at Maryland (9/30):** Posted one solo tackle. **at Michigan (10/14):** Notched five tackles and one pass breakup.

MANGUM-FARRAR'S CAREER STATS (* at Stanford)

| | GP/GS | Solo | Ast | Ttl | TFL | Sacks | FF | FR-Yds | Int-Yds | QBH | PBU |
|---------------|--------------|-----------|-----------|------------|--------------|--------------|----------|----------|----------|----------|----------|
| 2018* | 4/- | - | - | - | - | - | - | - | - | - | - |
| 2019* | 2/- | - | 2 | 2 | - | - | - | - | - | - | - |
| 2020* | - | - | - | - | - | -DNP- | - | - | - | - | - |
| 2021* | 11/4 | 19 | 22 | 41 | 3.0-6 | 1.0-3 | - | - | - | - | 1 |
| 2022* | 9/7 | 20 | 24 | 44 | 1.5-2 | - | 1 | - | - | - | 2 |
| 2023 | 6/6 | 14 | 17 | 29 | 1.0-1 | - | - | - | - | 2 | 3 |
| IU | 6/6 | 14 | 17 | 29 | 1.0-1 | - | - | - | - | 2 | 3 |
| Totals | 32/17 | 53 | 63 | 116 | 5.5-9 | 1.0-3 | 1 | - | - | 2 | 6 |

MANGUM-FARRAR'S CAREER GAME-BY-GAME (* at Stanford)

| Opponent | Solo | Ast | Total | TFL | Sacks | FF | FR-Yds | Int-Yds | QBH | PBU |
|----------------|-----------|-----------|-----------|--------------|----------|----------|----------|----------|----------|----------|
| Ohio State | 3 | 2 | 5 | - | - | - | - | - | - | 2 |
| Indiana State | 1 | 2 | 3 | - | - | - | - | - | 1 | - |
| vs. Louisville | 3 | 4 | 7 | - | - | - | - | - | - | - |
| Akron | 4 | 4 | 8 | 1.0-1 | - | - | - | - | 1 | - |
| at Maryland | 1 | - | 1 | - | - | - | - | - | - | - |
| at Michigan | 2 | 3 | 5 | - | - | - | - | - | - | 1 |
| Totals | 14 | 15 | 28 | 1.0-1 | - | - | - | - | 2 | 3 |

2022*

| Opponent | Solo | Ast | Total | TFL | Sacks | FF | FR-Yds | Int-Yds | QBH | PBU |
|----------------|-----------|-----------|-----------|--------------|----------|----------|----------|----------|----------|----------|
| Colgate | 1 | 4 | 5 | - | - | 1 | - | - | - | 1 |
| USC | 4 | 2 | 6 | - | - | - | - | - | 1 | 1 |
| at Washington | 4 | 1 | 5 | - | - | - | - | - | - | - |
| at Oregon | 1 | 1 | 2 | - | - | - | - | - | - | - |
| Oregon St. | 2 | 1 | 3 | - | - | - | - | - | - | - |
| at Notre Dame | 2 | 8 | 10 | 0.5-1 | - | - | - | - | - | 1 |
| Arizona St. | 3 | 3 | 6 | - | - | - | - | - | - | - |
| at UCLA | - | - | - | - | -DNP- | - | - | - | - | - |
| Washington St. | - | - | - | - | -DNP- | - | - | - | - | - |
| at Utah | - | - | - | - | -DNP- | - | - | - | - | - |
| at California | 1 | - | 1 | 1.0-1 | - | - | - | - | - | - |
| BYU | 2 | 4 | 6 | - | - | - | - | - | - | - |
| Totals | 20 | 24 | 44 | 1.5-2 | 1 | - | - | - | 1 | 2 |

2021*

| Opponent | Solo | Ast | Total | TFL | Sacks | FF | FR-Yds | Int-Yds | QBH | PBU |
|-------------------|-----------|-----------|-----------|--------------|--------------|----------|----------|----------|----------|----------|
| Kansas St. | - | - | - | - | -DNP- | - | - | - | - | - |
| at USC | 2 | - | 2 | - | - | - | - | - | - | - |
| at Vanderbilt | - | 2 | 2 | - | - | - | - | - | - | - |
| UCLA | 1 | 3 | 4 | - | - | - | - | - | - | - |
| Oregon | 6 | 2 | 8 | - | - | - | - | - | - | - |
| at Arizona St. | 1 | - | 1 | 1.0-3 | 1.0-3 | - | - | - | - | - |
| at Washington St. | - | - | - | - | - | - | - | - | - | - |
| Washington | - | - | - | - | - | - | - | - | - | - |
| Utah | 4 | 3 | 7 | 1.0-1 | - | - | - | - | - | - |
| at Oregon St. | 4 | 8 | 12 | 1.0-2 | - | - | - | - | - | - |
| California | 1 | 2 | 3 | - | - | - | - | - | - | - |
| Notre Dame | - | 2 | 2 | - | - | - | - | - | - | 1 |
| Totals | 19 | 22 | 41 | 3.0-6 | 1.0-3 | - | - | - | - | 1 |

2019*

| Opponent | Solo | Ast | Total | TFL | Sacks | FF | FR-Yds | Int-Yds | QBH | PBU |
|-------------------|----------|----------|----------|----------|----------|----------|----------|----------|----------|----------|
| Northwestern | - | 2 | 2 | - | - | - | - | - | - | 1 |
| at USC | - | - | - | - | - | - | - | - | - | - |
| at UFC | - | - | - | - | -DNP- | - | - | - | - | - |
| Oregon | - | - | - | - | -DNP- | - | - | - | - | - |
| at Oregon St. | - | - | - | - | -DNP- | - | - | - | - | - |
| Washington | - | - | - | - | -DNP- | - | - | - | - | - |
| UCLA | - | - | - | - | -DNP- | - | - | - | - | - |
| Arizona | - | - | - | - | -DNP- | - | - | - | - | - |
| at Colorado | - | - | - | - | -DNP- | - | - | - | - | - |
| at Washington St. | - | - | - | - | -DNP- | - | - | - | - | - |
| California | - | - | - | - | -DNP- | - | - | - | - | - |
| Notre Dame | - | - | - | - | -DNP- | - | - | - | - | - |
| Totals | - | 2 | 2 | - | - | - | - | - | - | - |

2018*

| Opponent | Solo | Ast | Total | TFL | Sacks | FF | FR-Yds | Int-Yds | QBH | PBU |
|----------------|----------|----------|----------|----------|----------|----------|----------|----------|----------|----------|
| San Diego St. | - | - | - | - | -DNP- | - | - | - | - | - |
| USC | - | - | - | - | -DNP- | - | - | - | - | - |
| UC Davis | - | - | - | - | -DNP- | - | - | - | - | - |
| at Oregon | - | - | - | - | -DNP- | - | - | - | - | - |
| at Notre Dame | - | - | - | - | -DNP- | - | - | - | - | - |
| Utah | - | - | - | - | -DNP- | - | - | - | - | - |
| at Arizona St. | - | - | - | - | -DNP- | - | - | - | - | - |
| Washington St. | - | - | - | - | -DNP- | - | - | - | - | - |
| at Washington | - | - | - | - | -DNP- | - | - | - | - | - |
| Oregon State | - | - | - | - | - | - | - | - | - | - |
| at UCLA | - | - | - | - | - | - | - | - | - | - |
| at California | - | - | - | - | - | - | - | - | - | - |
| vs. Pittsburgh | - | - | - | - | - | - | - | - | - | - |
| Totals | - | - | - | - | - | - | - | - | - | - |



DERIN MCCULLEY
WR || 6-0 || 170 || R-JUNIOR
INDIANAPOLIS, INDIANA **10**

CAREER NOTES & RECORDS

Appeared in nine games over four seasons at Ball State (2019-22) ... redshirted in 2019 ... transferred to Indiana in the summer of 2023 ... moved from defensive back to wide receiver in 2022.

2023 SEASON

Season: Appeared in two games ... made first appearance as a Hoosier at Maryland (9/30) ... one of 21 transfer student-athletes to make Indiana debut in 2023.

at Maryland (9/30): Logged snaps on special teams in his first appearance as a Hoosier.

De. McCULLEY'S CAREER STATS - RECEIVING (* at Ball State)

| | GP/GS | Rec | Yds | YPR | YPG | TD | Long | High |
|---------------|-------------|----------|----------|----------|----------|----------|----------|----------|
| 2019* | | | | -DNP- | | | | |
| 2020* | 1/- | - | - | - | - | - | - | - |
| 2021* | 3/- | - | - | - | - | - | - | - |
| 2022* | 5/- | - | - | - | - | - | - | - |
| 2023 | 1/- | - | - | - | - | - | - | - |
| Totals | 10/- | - | - | - | - | - | - | - |

NOTES: Notched two tackles in 2021 ... had three kick returns for 57 yards in 2022 ... long return of 23 yards.



DONAVEN MCCULLEY
WR || 6-5 || 200 || JUNIOR
INDIANAPOLIS, INDIANA **1**

CAREER NOTES & RECORDS

Moved from quarterback to wide receiver during spring practice in 2022 ... made first career start at quarterback on the road against Maryland (10/30/21) and accounted for a pair of touchdown passes ... third true freshman quarterback in Indiana history to start a game (**Tre Roberson**, 2011; **Zander Diamont**, 2014) and the sixth to see game action (**Tim Clifford**, 1977; **Nate Sudfeld**, 2012; **Michael Penix Jr.**, 2018).

2023 SEASON

Season: Appeared in six games with five starts ... first start at wide receiver came against Indiana State (9/8).

Ohio State (9/2): Made one catch for six yards. **Indiana State (9/8):** Made his first career start at receiver ... 58 receiving yards in a game on four receptions. **Louisville (9/16):** Had four catches for 39 yards. **Akron (9/23):** Hauled in three catches for 26 yards ... had two rushes for one yard. **at Maryland (9/30):** Logged six catches for 79 yards ... caught an 11-yard touchdown in the fourth quarter. **at Michigan (10/14):** Connected with Jaylin Lucas on a 44-yard touchdown pass in the first quarter ... caught four passes for 16 yards.

Do. McCULLEY'S CAREER STATS - RECEIVING

| | GP/GS | Rec | Yds | YPR | YPG | TD | Long | High |
|---------------|-------------|-----------|------------|-------------|-------------|----------|---------------|---------------|
| 2021 | 7/4 | - | - | - | - | - | - | - |
| 2022 | 12/- | 16 | 169 | 10.6 | 14.1 | 1 | 48-WKU | 53-WKU |
| 2023 | 6/5 | 22 | 224 | 10.2 | 37.3 | 1 | 24-LOU | 79-UMD |
| Totals | 25/9 | 37 | 393 | 10.6 | 15.7 | 2 | 48-WKU | 79-UMD |

Do. McCULLEY'S CAREER STATS - RUSHING

| | GP/GS | Car | Yds | YPC | YPG | TD | Long | High |
|---------------|-------------|-----------|------------|------------|------------|----------|----------------|----------------|
| 2021 | 7/4 | 64 | 135 | 2.1 | 19.3 | 2 | 24-MICH | 37-MICH |
| 2022 | 12/- | 4 | 5 | 1.3 | 0.5 | 1 | 4-IDA | 4-IDA |
| 2023 | 6/5 | 2 | 1 | 0.5 | 0.2 | - | 1-AKR | 1-AKR |
| Totals | 25/9 | 70 | 141 | 2.0 | 5.6 | 3 | 24-MICH | 37-MICH |

Do. McCULLEY'S CAREER STATS - PASSING

| | GP/GS | Comp | Att | TD | INT | Yds | YPG | Long | High |
|---------------|-------------|-----------|-----------|----------|----------|------------|-------------|---------------|----------------|
| 2021 | 7/4 | 35 | 82 | 2 | 2 | 475 | 67.9 | 52-UMD | 242-UMD |
| 2022 | 12/- | 1 | 1 | - | - | 23 | 2.1 | 23-UMD | 23-UMD |
| 2023 | 6/5 | 1 | 1 | 1 | - | 44 | 7.3 | 44-MICH | 44-MICH |
| Totals | 25/9 | 37 | 84 | 3 | 2 | 542 | 21.7 | 52-UMD | 242-UMD |

Do. McCULLEY'S GAME-BY-GAME

| 2023 | Opponent | Rushing | | | Receiving | | | Passing | | | | | |
|------|----------------|----------|----------|----------|-----------|-----------|------------|----------|-----------|----------|-----------|----------|-----------|
| | | No. | Yds | TD | Lg | No. | Yds | TD | Lg | No. | Yds | TD | Lg |
| | Ohio State | - | - | - | - | 1 | 6 | - | 6 | - | - | - | - |
| | Indiana State | - | - | - | - | 4 | 58 | - | 19 | - | - | - | - |
| | vs. Louisville | - | - | - | - | 4 | 39 | - | 24 | - | - | - | - |
| | Akron | 2 | 1 | - | 1 | 3 | 26 | - | 11 | - | - | - | - |
| | at Maryland | - | - | - | - | 6 | 79 | 1 | 22 | - | - | - | - |
| | at Michigan | - | - | - | - | 4 | 16 | - | 10 | 1 | 44 | 1 | 44 |
| | Totals | 2 | 1 | - | 1 | 22 | 224 | 1 | 24 | 1 | 44 | 1 | 44 |

NOTE: Went 1-for-1 passing for 44 yards and a touchdown at Michigan.

| 2022 | Opponent | Rushing | | | Receiving | | | | |
|------|-------------------|----------|----------|----------|-----------|-----------|------------|----------|-----------|
| | | No. | Yds | TD | Lg | No. | Yds | TD | Lg |
| | Illinois | - | - | - | - | 1 | 1 | - | 1 |
| | Idaho | 1 | 4 | 1 | 4 | 1 | 15 | - | 15 |
| | Western Ky. | - | - | - | - | 2 | 53 | - | 48 |
| | at Cincinnati | 1 | 1 | - | 1 | 2 | 16 | - | 10 |
| | at Nebraska | 1 | - | - | - | - | - | - | - |
| | Michigan | 1 | - | - | - | 3 | 18 | - | 7 |
| | Maryland | - | - | - | - | 3 | 9 | - | 6 |
| | at Rutgers | - | - | - | - | 1 | - | - | - |
| | Penn State | - | - | - | - | 2 | 15 | - | 10 |
| | at Ohio State | - | - | - | - | 1 | 19 | 1 | 19 |
| | at Michigan State | - | - | - | - | - | - | - | - |
| | Purdue | - | - | - | - | 1 | 23 | - | 23 |
| | Totals | 4 | 5 | 1 | 4 | 16 | 169 | 1 | 48 |

NOTE: Went 1-for-1 passing for 23 yards against Maryland.



TYRIK MCDANIEL
DB || 6-1 || 195 || R-JUNIOR
COLUMBIA, SOUTH CAROLINA **17**

CAREER NOTES & RECORDS

Appeared in 13 games in two seasons at Old Dominion (2020-21) ... redshirted in 2020 while at ODU ... spent one season at Independence Community College in 2022 before transferring to Indiana.

2023 SEASON

Season: Appeared in six games ... made Indiana against Ohio State (9/2) ... one of 21 transfer student-athletes to make Indiana debut in 2023.

Ohio State (9/2): Logged snaps on special teams and defense in first appearance as a Hoosier.

MCDANIEL'S CAREER STATS (* - at Old Dominion)

| | GP/GS | Solo | Ast | Ttl | TFL | Sacks | FF | FR-Yds | Int-Yds | QBH | PBU |
|---------------|-------------|----------|----------|-----------|----------|---------------------|----------|----------|----------|----------|----------|
| 2020* | | | | | | -DNP- | | | | | |
| 2021* | 13/- | 7 | 3 | 10 | - | - | - | - | - | - | - |
| 2022* | | | | | | -Independence C.C.- | | | | | |
| 2023 | 6/- | - | - | - | - | - | - | - | - | - | - |
| IU | 6/- | - | - | - | - | - | - | - | - | - | - |
| Totals | 19/- | 7 | 3 | 10 | - | - | - | - | - | - | - |

MCDANIEL'S CAREER GAME-BY-GAME (* - at Old Dominion)

| 2023 | Opponent | Solo | | | TFL | Sacks | FF | FR-Yds | Int-Yds | QBH | PBU |
|------|----------------|----------|----------|----------|----------|----------|----------|----------|----------|----------|----------|
| | | | | Total | | | | | | | |
| | Ohio State | - | - | - | - | - | - | - | - | - | - |
| | Indiana State | - | - | - | - | - | - | - | - | - | - |
| | vs. Louisville | - | - | - | - | - | - | - | - | - | - |
| | Akron | - | - | - | - | - | - | - | - | - | - |
| | at Maryland | - | - | - | - | - | - | - | - | - | - |
| | at Michigan | - | - | - | - | - | - | - | - | - | - |
| | Totals | - | - | - | - | - | - | - | - | - | - |

| 2021* | Opponent | Solo | | | TFL | Sacks | FF | FR-Yds | Int-Yds | QBH | PBU |
|-------|------------------|----------|----------|-----------|----------|----------|----------|----------|----------|----------|----------|
| | | | | Total | | | | | | | |
| | at Wake Forest | 1 | - | 1 | - | - | - | - | - | - | - |
| | Hampton | 1 | - | 1 | - | - | - | - | - | - | - |
| | at Liberty | - | 1 | 1 | - | - | - | - | - | - | - |
| | Buffalo | 2 | - | 2 | - | - | - | - | - | - | - |
| | at UTEP | 1 | - | 1 | - | - | - | - | - | - | - |
| | at Marshall | - | - | - | - | - | - | - | - | - | - |
| | Western Ky. | - | 1 | 1 | - | - | - | - | - | - | - |
| | Louisiana Tech | 1 | - | 1 | - | - | - | - | - | - | - |
| | at FIU | - | - | - | - | - | - | - | - | - | - |
| | Florida Atlantic | - | 1 | 1 | - | - | - | - | - | - | - |
| | at Middle Tenn. | - | - | - | - | - | - | - | - | - | - |
| | Charlotte | 2 | - | 2 | - | - | - | - | - | - | - |
| | vs. Tulsa | - | - | - | - | - | - | - | - | - | - |
| | Totals | 7 | 3 | 10 | - | - | - | - | - | - | - |



ANTHONY MILLER JR.
TE || 6-5 || 265 || FRESHMAN
DULTUH, GEORGIA **85**

2023 SEASON

Season: Appeared in one game ... made collegiate debut at Maryland (9/30) ... one of 13 Hoosiers to make their collegiate debut ... one of six true freshmen to make their Indiana debut this season.

at Maryland (9/30): Made collegiate debut on special teams.



JAXON MILLER
LS || 6-0 || 250 || R-FRESHMAN
INDIANAPOLIS, INDIANA **97**

CAREER NOTES & RECORDS

Transferred from Army to Indiana ... joined Indiana in summer 2023.

2023 SEASON

Season: Appeared in two games ... made collegiate debut versus Indiana State (9/8) ... one of 13 Hoosiers to make collegiate debut ... one of 21 transfer-student-athletes to make their Indiana debut in 2023.

Indiana State (9/8): Appeared on kickoff coverage in collegiate debut.



KOBEE MINOR
DB || 6-0 || 185 || R-JUNIOR
DALLAS, TEXAS **5**

CAREER NOTES & RECORDS

Appeared in 23 games over three seasons at Texas Tech (2020-22) ... redshirted 2020 season at TTU ... transferred to Indiana in the spring of 2023.

2023 SEASON

Season: Appeared in five games with four starts ... first career start against Louisville (9/16) ... made Hoosier debut against No. 3/4 Ohio State ... one of 21 transfer student-athletes to make Indiana debut in 2023 ... one of 15 Hoosiers to make first career start.

Ohio State (9/2): Logged six tackles in Indiana debut ... posted first career pass breakup. **Louisville (9/16):** Had two stops in first career start. **Akron (9/23):** Charted three tackles ... added one pass breakup. **at Maryland (9/30):** Notched two solo tackles ... had one pass breakup. **at Michigan (10/14):** Made two solo stops.

K. MINOR'S CAREER STATS (* at Texas Tech)

| | GP/GS | Solo | Ast | Ttl | TFL | Sacks | FF | FR-Yds | Int-Yds | QBH | PBU |
|---------------|-------------|-----------|----------|-----------|-----|-------|----|--------|---------|-----|----------|
| 2020* | 1/- | - | - | - | - | - | - | - | - | - | - |
| 2021* | 10/- | 1 | - | 1 | - | - | - | - | - | - | - |
| 2022* | 12/- | 9 | 3 | 12 | - | - | - | - | - | - | - |
| 2023 | 5/4 | 11 | 4 | 15 | - | - | - | - | - | - | 3 |
| IU | 5/4 | 11 | 4 | 15 | - | - | - | - | - | - | 3 |
| Totals | 28/4 | 21 | 7 | 28 | - | - | - | - | - | - | 3 |

K. MINOR'S CAREER GAME-BY-GAME (* at Texas Tech)

| 2023 | Opponent | Solo | Ast | Total | TFL | Sacks | FF | FR-Yds | Int-Yds | QBH | PBU |
|------|----------------|-----------|----------|-----------|----------------|-------|----|--------|---------|-----|----------|
| | Ohio State | 4 | 2 | 6 | - | - | - | - | - | - | 1 |
| | Indiana State | - | - | - | -DNP (Injury)- | - | - | - | - | - | - |
| | vs. Louisville | 1 | 1 | 2 | - | - | - | - | - | - | - |
| | Akron | 2 | 1 | 3 | - | - | - | - | - | - | 1 |
| | at Maryland | 2 | - | 2 | - | - | - | - | - | - | 1 |
| | at Michigan | 2 | - | 2 | - | - | - | - | - | - | - |
| | Totals | 11 | 4 | 15 | - | - | - | - | - | - | 3 |

2022*

| Opponent | Solo | Ast | Total | TFL | Sacks | FF | FR-Yds | Int-Yds | QBH | PBU |
|-----------------|----------|----------|-----------|-----|-------|----|--------|---------|-----|----------|
| Murray St. | 3 | - | 3 | - | - | - | - | - | - | 1 |
| Houston | - | 1 | 1 | - | - | - | - | - | - | - |
| at NC State | 2 | - | 2 | - | - | - | - | - | - | - |
| Texas | - | - | - | - | - | - | - | - | - | - |
| at Kansas State | - | - | - | - | - | - | - | - | - | - |
| at Oklahoma St. | - | - | - | - | - | - | - | - | - | - |
| West Virginia | 1 | - | 1 | - | - | - | - | - | - | - |
| Baylor | - | - | - | - | - | - | - | - | - | - |
| at TCU | - | 1 | 1 | - | - | - | - | - | - | - |
| Kansas | - | - | - | - | - | - | - | 1-11 | - | - |
| at Iowa State | 5 | 1 | 6 | - | - | - | - | - | - | - |
| Oklahoma | - | - | - | - | - | - | - | - | 3 | 1 |
| vs. Ole Miss | - | - | - | - | -DNP- | - | - | - | - | - |
| Totals | 9 | 3 | 12 | - | - | - | - | - | - | 2 |

2021*

| Opponent | Solo | Ast | Total | TFL | Sacks | FF | FR-Yds | Int-Yds | QBH | PBU |
|---------------------|----------|-----|----------|-----|-------|----|--------|---------|-----|-----|
| at Houston | - | - | - | - | - | - | - | - | - | - |
| Stephen F. Austin | - | - | - | - | -DNP- | - | - | - | - | - |
| FIU | - | - | - | - | - | - | - | - | - | - |
| at Texas | - | - | - | - | -DNP- | - | - | - | - | - |
| at West Virginia | - | - | - | - | -DNP- | - | - | - | - | - |
| TCU | - | - | - | - | - | - | - | - | - | - |
| at Kansas | 1 | - | 1 | - | - | - | - | - | - | 1 |
| Kansas State | - | - | - | - | - | - | - | - | - | - |
| at Oklahoma | - | - | - | - | - | - | - | - | - | - |
| Iowa St. | - | - | - | - | - | - | - | - | - | - |
| Oklahoma St. | - | - | - | - | - | - | - | - | - | - |
| at Baylor | - | - | - | - | - | - | - | - | - | - |
| vs. Mississippi St. | - | - | - | - | - | - | - | - | - | - |
| Total | 1 | - | 1 | - | - | - | - | - | - | - |



JAMES MONDS III
DB || 5-11 || 180 || R-FRESHMAN
FORT PIERCE, FLORIDA **2**

CAREER NOTES & RECORDS

Redshirted in 2022 season with two games played ... made collegiate debut against Michigan (10/8/22).

2023 SEASON

Season: Appeared in six games.

Indiana State (9/8): Had two total tackles ... logged his first career tackle, an assisted tackle with Myles Jackson in the fourth quarter. **Akron (9/23):** Logged one tackle.

MONDS' CAREER STATS

| | GP/GS | Solo | Ast | Ttl | TFL | Sacks | FF | FR-Yds | Int-Yds | QBH | PBU |
|---------------|------------|----------|----------|----------|-----|-------|----|--------|---------|-----|-----|
| 2022 | 2/- | - | - | - | - | - | - | - | - | - | - |
| 2023 | 6/- | 1 | 2 | 3 | - | - | - | - | - | - | - |
| Totals | 8/- | 1 | 2 | 3 | - | - | - | - | - | - | - |

MONDS' CAREER GAME-BY-GAME

| 2023 | Opponent | Solo | Ast | Total | TFL | Sacks | FF | FR-Yds | Int-Yds | QBH | PBU |
|------|----------------|----------|----------|----------|-----|-------|----|--------|---------|-----|-----|
| | Ohio State | - | - | - | - | - | - | - | - | - | - |
| | Indiana State | - | 2 | 2 | - | - | - | - | - | - | - |
| | vs. Louisville | - | - | - | - | - | - | - | - | - | - |
| | Akron | 1 | - | 1 | - | - | - | - | - | - | - |
| | at Maryland | - | - | - | - | - | - | - | - | - | - |
| | at Michigan | - | - | - | - | - | - | - | - | - | - |
| | Totals | 1 | 2 | 3 | - | - | - | - | - | - | - |



LOUIS MOORE

DB || 6-1 || 190 || SENIOR
MESQUITE, TEXAS

20

CAREER NOTES & RECORDS

Transferred to Indiana for 2022 season from Navarro College ... appeared in all 12 games in 2022 ... made first collegiate start against Ohio State (9/2) in 2023 season opener.

2023 SEASON

Season: Appeared in all six games with four starts ... made first career start against No. 3/4 Ohio State ... one of 15 Hoosiers to make first career start.

Ohio State (9/2): Made six stops - all solo - in first career start ... added first career pass break up. **Indiana State (9/8):** Totaled four tackles. **Louisville (9/16):** Had nine tackles. **Akron (9/23):** Posted six stops ... had two interceptions ... made first career interception in the second quarter ... second interception was in the third quarter and returned it for 22 yards ... first career touchdown. **at Maryland (9/30):** Logged one solo tackle. **at Michigan (10/14):** Charted seven solo stops.

MOORE'S CAREER STATS

| | GP/GS | Solo | Ast | Ttl | TFL | Sacks | FF | FR-Yds | Int-Yds | QBH | PBU |
|---------------|-------------|-----------|-----------|-----------|--------------|--------------|----------|----------|-------------|----------|----------|
| 2022 | 12/- | 5 | 4 | 9 | 1.0-5 | 1.0-5 | 1 | - | - | - | - |
| 2023 | 6/4 | 26 | 7 | 33 | - | - | - | - | 2-49 | - | 1 |
| Totals | 18/4 | 31 | 11 | 42 | 1.0-5 | 1.0-5 | 1 | - | 2-49 | - | 1 |

MOORE'S CAREER GAME-BY-GAME

| 2023 | Opponent | Solo | Ast | Total | TFL | Sacks | FF | FR-Yds | Int-Yds | QBH | PBU |
|------|----------------|-----------|----------|-----------|----------|----------|----------|----------|-------------|----------|----------|
| | Ohio State | 6 | - | 6 | - | - | - | - | - | - | 1 |
| | Indiana State | 1 | 3 | 4 | - | - | - | - | - | - | - |
| | vs. Louisville | 7 | 2 | 9 | - | - | - | - | - | - | - |
| | Akron | 4 | 2 | 6 | - | - | - | - | 2-49 | - | - |
| | at Maryland | 1 | - | 1 | - | - | - | - | - | - | - |
| | at Michigan | 7 | - | 7 | - | - | - | - | - | - | - |
| | Totals | 26 | 7 | 33 | - | - | - | - | 2-49 | - | 1 |

| 2022 | Opponent | Solo | Ast | Total | TFL | Sacks | FF | FR-Yds | Int-Yds | QBH | PBU |
|------|-------------------|----------|----------|----------|--------------|--------------|----------|----------|----------|----------|----------|
| | Illinois | - | - | - | - | - | - | - | - | - | - |
| | Idaho | - | 1 | 1 | - | - | - | - | - | - | - |
| | Western Ky. | - | - | - | - | - | - | - | - | - | - |
| | at Cincinnati | - | - | - | - | - | - | - | - | - | - |
| | at Nebraska | 1 | 1 | 2 | 1.0-5 | 1.0-5 | 1 | - | - | - | - |
| | Michigan | 3 | 1 | 4 | - | - | - | - | - | - | - |
| | Maryland | 1 | - | 1 | - | - | - | - | - | - | - |
| | at Rutgers | - | - | - | - | - | - | - | - | - | - |
| | Penn State | - | - | - | - | - | - | - | - | - | - |
| | at Ohio State | - | - | - | - | - | - | - | - | - | - |
| | at Michigan State | - | - | - | - | - | - | - | - | - | - |
| | Purdue | - | 1 | 1 | - | - | - | - | - | - | - |
| | Totals | 5 | 4 | 9 | 1.0-5 | 1.0-5 | 1 | - | - | - | - |



KAMRYN PERRY

WR || 5-9 || 165 || R-FRESHMAN
ATLANTA, GEORGIA

13

CAREER NOTES & RECORDS

Redshirted in 2022 with lone appearance against Penn State (11/5).

2023 SEASON

Season: Appeared in six games.

at Maryland (9/30): Made first career reception in the fourth quarter ... totaled three catches for 22 yards.

PERRY'S CAREER STATS - RECEIVING

| | GP/GS | Rec | Yds | YPR | YPG | TD | Long | High |
|---------------|------------|----------|-----------|------------|------------|----------|--------------|---------------|
| 2022 | 1/- | - | - | - | - | - | - | - |
| 2023 | 6/- | 3 | 22 | 7.3 | 3.7 | - | 9-UMD | 22-UMD |
| Totals | 7/- | 3 | 22 | 7.3 | 3.1 | - | 9-UMD | 22-UMD |

PERRY'S CAREER STATS - RUSHING

| | GP/GS | Car | Yds | YPC | YPG | TD | Long | High |
|---------------|------------|----------|-------------|----------|----------|----------|----------|----------|
| 2022 | 1/- | - | - | - | - | - | - | - |
| 2023 | 6/- | 2 | (-6) | - | - | - | - | - |
| Totals | 7/- | 2 | (-6) | - | - | - | - | - |

PERRY'S GAME-BY-GAME

| 2023 | Opponent | No. | Yds | TD | Lg | No. | Yds | TD | Lg |
|------|----------------|----------|-------------|----------|----------|----------|-----------|----------|----------|
| | Ohio State | - | - | - | - | - | - | - | - |
| | Indiana State | - | - | - | - | - | - | - | - |
| | vs. Louisville | 1 | (-4) | - | - | - | - | - | - |
| | Akron | - | - | - | - | - | - | - | - |
| | at Maryland | 1 | (-2) | - | - | 3 | 22 | - | 9 |
| | at Michigan | - | - | - | - | - | - | - | - |
| | Totals | 2 | (-6) | - | - | 3 | 22 | - | 9 |



NOAH PIERRE

DB || 5-11 || 180 || R-SENIOR+
MIAMI, FLORIDA

0

CAREER NOTES & RECORDS

Voted as a team captain prior to 2023 season ... Redshirted in 2018 season ... had career-best 39 tackles with 4.0 tackles for loss and 3.0 sacks in 2022.

2023 SEASON

Season: Appeared in all six games with four starts.

Ohio State (9/2): Combined on a tackle for loss with Josh Sanguinetti in the first quarter. **Louisville (9/16):** Posted six tackles and one pass breakup. **Akron (9/23):** Made seven tackles including solo sack in the first quarter. **at Maryland (9/30):** Was the team's leading tackler for the game with seven stops ... had one pass breakup. **at Michigan (10/14):** Charted one solo tackle.

PIERRE'S CAREER STATS

| | GP/GS | Solo | Ast | Ttl | TFL | Sacks | FF | FR-Yds | Int-Yds | QBH | PBU |
|---------------|--------------|-----------|-----------|------------|---------------|---------------|----------|------------|------------|----------|----------|
| 2018 | 1/- | - | - | - | - | - | - | - | - | - | - |
| 2019 | 10/- | 3 | 3 | 6 | 0.5-2 | - | - | - | - | - | - |
| 2020 | 8/- | 1 | - | 1 | - | - | - | - | - | - | - |
| 2021 | 12/6 | 29 | 6 | 35 | 2.0-5 | - | - | - | 1-0 | 1 | 4 |
| 2022 | 12/7 | 25 | 14 | 39 | 4.0-38 | 3.0-31 | 3 | 1-8 | - | 1 | 3 |
| 2023 | 6/4 | 16 | 6 | 22 | 1.5-2 | 1.0-1 | - | - | - | - | 2 |
| Totals | 49/17 | 74 | 28 | 102 | 8.0-47 | 4.0-32 | 3 | 1-8 | 1-0 | 2 | 9 |

NOTE: Owns one career blocked punt (Idaho; 2021), which is credited as a 20-yard punt return.

PIERRE'S CAREER GAME-BY-GAME

| 2023 | Opponent | Solo | Ast | Total | TFL | Sacks | FF | FR-Yds | Int-Yds | QBH | PBU |
|------|----------------|-----------|----------|-----------|--------------|--------------|----------|----------|----------|----------|----------|
| | Ohio State | - | 1 | 1 | 0.5-1 | - | - | - | - | - | - |
| | Indiana State | - | - | - | - | - | - | - | - | - | - |
| | vs. Louisville | 4 | 2 | 6 | - | - | - | - | - | - | 1 |
| | Akron | 5 | 2 | 7 | 1.0-1 | 1.0-1 | - | - | - | - | - |
| | at Maryland | 6 | 1 | 7 | - | - | - | - | - | - | 1 |
| | at Michigan | 1 | - | 1 | - | - | - | - | - | - | - |
| | Totals | 16 | 6 | 22 | 1.5-2 | 1.0-1 | - | - | - | - | 2 |

| 2022 | Opponent | Solo | Ast | Total | TFL | Sacks | FF | FR-Yds | Int-Yds | QBH | PBU |
|------|-------------------|-----------|-----------|-----------|---------------|---------------|----------|------------|----------|----------|----------|
| | Illinois | 6 | 1 | 7 | 1.0-7 | - | 1 | 1-8 | - | - | - |
| | Idaho | - | 1 | 1 | - | - | - | - | - | - | - |
| | Western Ky. | 5 | 4 | 9 | 1.0-6 | 1.0-6 | 1 | - | - | - | 1 |
| | at Cincinnati | - | - | - | - | - | - | - | - | - | - |
| | at Nebraska | 3 | 1 | 4 | 2.0-25 | 2.0-25 | - | - | - | 1 | - |
| | Michigan | 1 | 1 | 2 | - | - | - | - | - | - | - |
| | Maryland | 1 | 1 | 2 | - | - | - | - | - | - | - |
| | at Rutgers | 1 | 1 | 2 | - | - | - | - | - | - | - |
| | Penn State | 3 | - | 3 | - | - | - | - | - | - | - |
| | at Ohio State | 2 | - | 2 | - | - | - | - | - | - | - |
| | at Michigan State | 1 | 3 | 4 | - | - | 1 | - | - | - | 1 |
| | Purdue | 2 | 1 | 3 | - | - | - | - | - | - | 1 |
| | Totals | 25 | 14 | 39 | 4.0-38 | 3.0-31 | 3 | 1-8 | - | 1 | 3 |

| 2021 | Opponent | Solo | Ast | Total | TFL | Sacks | FF | FR-Yds | Int-Yds | QBH | PBU |
|------|----------------|-----------|----------|-----------|--------------|----------|----------|----------|------------|----------|----------|
| | at Iowa | 1 | - | 1 | - | - | - | - | - | - | - |
| | Idaho | - | 1 | 1 | - | - | - | - | - | - | - |
| | Cincinnati | - | - | - | - | - | - | - | - | - | - |
| | at Western Ky. | 1 | - | 1 | - | - | - | - | - | - | - |
| | at Penn State | 1 | 1 | 2 | - | - | - | - | - | - | - |
| | Michigan State | 8 | 1 | 9 | 1.0-2 | - | - | - | 1-0 | - | 1 |
| | Ohio State | 7 | - | 7 | - | - | - | - | - | - | - |
| | at Maryland | 3 | 1 | 4 | 1.0-3 | - | - | - | - | - | 1 |
| | at Michigan | 3 | 2 | 5 | - | - | - | - | - | 1 | 1 |
| | Rutgers | 3 | - | 3 | - | - | - | - | - | - | 1 |
| | Minnesota | 2 | - | 2 | - | - | - | - | - | - | - |
| | at Purdue | - | - | - | - | - | - | - | - | - | - |
| | Totals | 29 | 6 | 35 | 2.0-5 | - | - | - | 1-0 | 1 | 4 |

2020

| Opponent | Solo | Ast | Total | TFL-Yds | Sacks | FF | FR-Yds | Int-Yds | QBH | PBU |
|-----------------|----------|----------|----------|----------|----------|----------|----------|----------|----------|----------|
| Penn State | - | - | - | - | - | - | - | - | - | - |
| at Rutgers | - | - | - | - | - | - | - | - | - | - |
| Michigan | 1 | - | 1 | - | - | - | - | - | - | - |
| at Michigan St. | - | - | - | - | - | - | - | - | - | - |
| at Ohio State | - | - | - | - | - | - | - | - | - | - |
| Maryland | - | - | - | - | - | - | - | - | - | - |
| at Wisconsin | - | - | - | - | - | - | - | - | - | - |
| vs. Ole Miss | - | - | - | - | - | - | - | - | - | - |
| Totals | 1 | - | 1 | - | - | - | - | - | - | - |

2019

| Opponent | Solo | Ast | Total | TFL-Yds | Sacks | FF | FR-Yds | Int-Yds | QBH | PBU |
|------------------|----------|----------|----------|--------------|----------|----------|----------|----------|----------|----------|
| vs. Ball State | - | - | - | - | - | - | - | - | - | - |
| Eastern Illinois | - | 2 | 2 | 0.5-2 | - | - | - | - | - | - |
| Ohio State | - | - | - | - | - | - | - | - | - | - |
| Connecticut | 1 | - | 1 | - | - | - | - | - | - | - |
| at Michigan St. | - | - | - | - | - | - | - | - | - | - |
| Rutgers | 1 | - | 1 | - | - | - | - | - | - | - |
| at Maryland | - | - | - | - | -DNP- | - | - | - | - | - |
| at Nebraska | - | - | - | - | - | - | - | - | - | - |
| Northwestern | 1 | 1 | 2 | - | - | - | - | - | - | - |
| at Penn State | - | - | - | - | -DNP- | - | - | - | - | - |
| Michigan | - | - | - | - | - | - | - | - | - | - |
| at Purdue | - | - | - | - | -DNP- | - | - | - | - | - |
| vs. Tennessee | - | - | - | - | - | - | - | - | - | - |
| Totals | 3 | 3 | 6 | 0.5-2 | - | - | - | - | - | - |

2018

| Opponent | Solo | Ast | Total | TFL | Sacks | FF | FR-Yds | Int-Yds | QBH | PBU |
|----------------|----------|----------|----------|----------|----------|----------|----------|----------|----------|----------|
| at FIU | - | - | - | - | -DNP- | - | - | - | - | - |
| Virginia | - | - | - | - | -DNP- | - | - | - | - | - |
| Ball State | - | - | - | - | -DNP- | - | - | - | - | - |
| Michigan State | - | - | - | - | -DNP- | - | - | - | - | - |
| at Rutgers | - | - | - | - | -DNP- | - | - | - | - | - |
| at Ohio State | - | - | - | - | -DNP- | - | - | - | - | - |
| Iowa | - | - | - | - | -DNP- | - | - | - | - | - |
| Penn State | - | - | - | - | -DNP- | - | - | - | - | - |
| at Minnesota | - | - | - | - | -DNP- | - | - | - | - | - |
| Maryland | - | - | - | - | -DNP- | - | - | - | - | - |
| Michigan | - | - | - | - | -DNP- | - | - | - | - | - |
| Purdue | - | - | - | - | - | - | - | - | - | - |
| Totals | - | - | - | - | - | - | - | - | - | - |



ALEJANDRO QUINTERO
P || 6-0 || 205 || R-SOPHOMORE
TYLER, TEXAS **96**

CAREER NOTES & RECORDS

Redshirted the 2022 season appeared in one game in 2022 ... had one kickoff for 65 yards and a touchback against Idaho (9/10/22) ... was one of 33 student-athletes to make their collegiate debut in 2022.

2023 SEASON

Season: Appeared in one game.

Indiana State (9/8): Had two kickoffs for 118 yards ... average of 59.0 yards per kick.



NICOLAS RADICIC
K || 5-11 || 185 || FRESHMAN
COPPELL, TEXAS **39**

2023 SEASON

Season: Appeared in one game ... made collegiate debut against Indiana State (9/8) ... one of 13 Hoosiers to make collegiate debut ... one of six true freshmen to make their collegiate debut this season.

Indiana State (9/8): Made two extra points and a 21-yard field goal in collegiate debut.

RADICIC'S CAREER STATS

| | GP | FG | PCT | PAT | PTS | 0-29 | 30-39 | 40-49 | 50+ | LG |
|---------------|------------|------------|--------------|------------|----------|------------|----------|----------|----------|-----------|
| 2023 | 1/- | 1-1 | 1.000 | 2-2 | 7 | 1-1 | - | - | - | 21 |
| Totals | 1/- | 1-1 | 1.000 | 2-2 | 7 | 1-1 | - | - | - | 21 |

RADICIC'S CAREER GAME-BY-GAME

| 2023 | Opponent | FG | PCT | PAT | PTS | 0-29 | 30-39 | 40-49 | 50+ | LG |
|---------------|----------------|------------|--------------|------------|----------|------------|----------|----------|----------|-----------|
| | Ohio State | - | - | - | - | -DNP- | - | - | - | - |
| | Indiana State | 1-1 | 1.000 | 2-2 | 5 | 1-1 | - | - | - | 21 |
| | vs. Louisville | - | - | - | - | -DNP- | - | - | - | - |
| | Akron | - | - | - | - | -DNP- | - | - | - | - |
| | at Maryland | - | - | - | - | -DNP- | - | - | - | - |
| | at Michigan | - | - | - | - | -DNP- | - | - | - | - |
| Totals | | 1-1 | 1.000 | 2-2 | 5 | 1-1 | - | - | - | 21 |



JOSH RUDOLPH
LB || 5-11 || 230 || JUNIOR
MONTGOMERY, ALABAMA **26**

CAREER NOTES & RECORDS

Appeared in 18 games with 11 starts in two seasons at Austin Peay (2021-22) ... finished No. 2 at APSU in tackles (73) in 2022 and was No. 3 in tackles for loss (7.5) ... transferred to Indiana in the spring of 2023.

2023 SEASON

Season: Appeared in six games ... registered first career appearance as a Hoosier against No. 3/4 Ohio State (9/2) ... one of 21 transfer student-athletes to make Indiana debut in 2023.

Ohio State (9/2): First career appearance as a Hoosier came on special teams ... saw time on defense ... made one pass breakup. **Indiana State (9/8):** Lone stop was a solo tackle for loss in the fourth quarter for a 1-yard loss. **Akron (9/23):** Charted one tackle. **at Maryland (9/30):** Notched two stops. **at Michigan (10/14):** Had four tackles ... combined on tackle for loss with Patrick Lucas Jr. in the fourth quarter.

RUDOLPH'S CAREER STATS (* - at Austin Peay)

| | GP/GS | Solo | Ast | Ttl | TFL | Sacks | FF | FR-Yds | Int-Yds | QBH | PBU |
|---------------|--------------|-----------|-----------|------------|---------------|----------|----------|----------|----------|----------|----------|
| 2021* | 7/- | 15 | 6 | 21 | - | - | - | - | - | - | - |
| 2022* | 11/11 | 36 | 37 | 73 | 7.5-20 | - | - | - | - | - | - |
| 2023 | 6/- | 5 | 3 | 8 | 1.5-1 | - | - | - | - | - | 1 |
| IU | 6/- | 5 | 3 | 8 | 1.5-1 | - | - | - | - | - | 1 |
| Totals | 24/12 | 56 | 46 | 102 | 9.0-21 | - | - | - | - | - | 1 |

RUDOLPH'S CAREER GAME-BY-GAME (* - at Austin Peay)

| 2023 | Opponent | Solo | Ast | Total | TFL | Sacks | FF | FR-Yds | Int-Yds | QBH | PBU |
|---------------|----------------|----------|----------|----------|--------------|----------|----------|----------|----------|----------|----------|
| | Ohio State | - | - | - | - | - | - | - | - | - | 1 |
| | Indiana State | 1 | - | 1 | 1.0-1 | - | - | - | - | - | - |
| | vs. Louisville | - | - | - | - | - | - | - | - | - | - |
| | Akron | 1 | - | 1 | - | - | - | - | - | - | - |
| | at Maryland | 1 | 1 | 2 | - | - | - | - | - | - | - |
| | at Michigan | 2 | 2 | 4 | 0.5-0 | - | - | - | - | - | - |
| Totals | | 5 | 3 | 8 | 1.5-1 | - | - | - | - | - | 1 |

2022*

| Opponent | Solo | Ast | Total | TFL | Sacks | FF | FR-Yds | Int-Yds | QBH | PBU |
|------------------|-----------|-----------|-----------|---------------|-------|----|--------|---------|----------|-----|
| at Western Ky. | 6 | 1 | 7 | 1.0-2 | - | - | - | - | - | - |
| Presbyterian | 7 | 2 | 9 | - | - | - | - | - | - | - |
| Miss. Valley St. | 1 | 4 | 5 | - | - | - | - | 1 | - | - |
| at Alabama A&M | 1 | 9 | 10 | 0.5-1 | - | - | - | - | - | - |
| Eastern Ky. | 3 | 3 | 6 | 1.0-3 | - | - | - | - | - | - |
| at Cent. Ark. | 2 | 5 | 7 | 1.5-2 | - | - | - | - | - | - |
| Murray State | 1 | 3 | 4 | 1.5-4 | - | - | - | - | - | - |
| Jacksonville St. | 4 | 6 | 10 | 0.5-0 | - | - | - | - | - | - |
| at North Ala. | 4 | 3 | 7 | 1.5-8 | - | - | - | - | - | - |
| at Kennesaw St. | 3 | - | 3 | - | - | - | - | - | - | - |
| at Alabama | 4 | 1 | 5 | - | - | - | - | - | - | - |
| Totals | 36 | 37 | 73 | 7.5-20 | - | - | - | - | 1 | - |

2021*

| Opponent | Solo | Ast | Total | TFL | Sacks | FF | FR-Yds | Int-Yds | QBH | PBU |
|------------------|-----------|----------|-----------|-----|-------|----|--------|---------|-----|-----|
| Chattanooga | 1 | - | 1 | - | - | - | - | - | - | - |
| at Ole Miss | - | - | - | - | -DNP- | - | - | - | - | - |
| Morehead State | - | - | - | - | -DNP- | - | - | - | - | - |
| at Eastern Ky. | - | - | - | - | -DNP- | - | - | - | - | - |
| Tennessee State | - | - | - | - | -DNP- | - | - | - | - | - |
| SE Missouri St. | 3 | 1 | 4 | - | - | - | - | - | - | - |
| at Murray State | 3 | 3 | 6 | - | - | - | - | - | - | - |
| at UT Martin | 2 | 1 | 3 | - | - | - | - | - | - | - |
| Eastern Illinois | 3 | - | 3 | - | - | - | - | - | - | - |
| at Tenn. State | 2 | - | 2 | - | - | - | - | - | - | - |
| Tenn. Tech | 1 | 1 | 2 | - | - | - | - | - | - | - |
| Totals | 15 | 6 | 21 | - | - | - | - | - | - | - |



JOSHUA SALES JR.
OL || 6-6 || 305 || R-SOPHOMORE
SOUTH BEND, INDIANA **77**


CAREER NOTES & RECORDS

Redshirted in 2021 ... made first career start at Rutgers (10/22/22).

2022 SEASON

Season: Appeared in four games.

Indiana State (9/8): Took snaps on special teams and with the offensive line ... helped the offense produce 558 total yards of offense and five rushing touchdowns ... the most rushing scores by an Indiana offense since 2016 and the most of the Tom Allen era.



JOSH SANGUINETTI
DB || 6-1 || 195 || R-SENIOR
LAUDERDALE LAKES, FLORIDA **19**

CAREER NOTES & RECORDS

Redshirted in 2019 season ... made first career interception in 2022 against Illinois (9/2/22) ... first career tackle for loss came in the 2023 season opener versus Ohio State (9/2/23).

2023 SEASON

Season: Appeared in six games with one start.

Ohio State (9/2): Had three tackles with 0.5 tackle for loss ... added one pass breakup ... combined on a tackle for loss with Noah Pierre in the first quarter for first career TFL. **Indiana State (9/8):** Posted one stop. **Akron (9/23):** Had one assisted tackle. **at Maryland (9/30):** Logged one pass breakup. **at Michigan (10/14):** Made two stops.

SANGUINETTI'S CAREER STATS

| | GP/GS | Solo | Ast | Ttl | TFL | Sacks | FF | FR-Yds | Int-Yds | QBH | PBU |
|---------------|-------------|-----------|-----------|-----------|--------------|-------|----|------------|------------|-----|----------|
| 2019 | 2/- | 1 | - | 1 | - | - | - | - | - | - | - |
| 2020 | 6/- | 7 | 1 | 8 | - | - | - | - | - | - | 1 |
| 2021 | 8/2 | 12 | 3 | 15 | - | - | - | 1-0 | 1-0 | - | 4 |
| 2022 | 11/- | 12 | 10 | 22 | - | - | - | - | 1-0 | - | 1 |
| 2023 | 6/1 | 4 | 3 | 7 | 0.5-1 | - | - | - | - | - | 2 |
| Totals | 33/3 | 36 | 17 | 53 | 0.5-1 | - | - | 1-0 | 2-0 | - | 8 |

SANGUINETTI'S CAREER GAME-BY-GAME

2023

| Opponent | Solo | Ast | Total | TFL | Sacks | FF | FR-Yds | Int-Yds | QBH | PBU |
|----------------|----------|----------|----------|--------------|-------|----|--------|---------|-----|----------|
| Ohio State | 2 | 1 | 3 | 0.5-1 | - | - | - | - | - | 1 |
| Indiana State | - | 1 | 1 | - | - | - | - | - | - | - |
| vs. Louisville | - | - | - | - | - | - | - | - | - | - |
| Akron | - | 1 | 1 | - | - | - | - | - | - | - |
| at Maryland | - | - | - | - | - | - | - | - | - | 1 |
| at Michigan | 2 | - | 2 | - | - | - | - | - | - | - |
| Totals | 4 | 3 | 7 | 0.5-1 | - | - | - | - | - | 2 |

2022

| Opponent | Solo | Ast | Total | TFL | Sacks | FF | FR-Yds | Int-Yds | QBH | PBU |
|-------------------|-----------|-----------|-----------|-----|-------|----|--------|------------------|-----|----------|
| Illinois | 2 | 4 | 6 | - | - | - | - | 1-0 | - | 1 |
| Idaho | 2 | - | 2 | - | - | - | - | - | - | - |
| Western Ky. | 2 | 2 | 4 | - | - | - | - | - | - | - |
| at Cincinnati | 2 | 1 | 3 | - | - | - | - | - | - | - |
| At Nebraska | 1 | - | 1 | - | - | - | - | - | - | - |
| Michigan | - | - | - | - | - | - | - | - | - | - |
| Maryland | - | - | - | - | - | - | - | - | - | - |
| at Rutgers | - | - | - | - | - | - | - | -DNP (Illiness)- | - | - |
| Penn State | 1 | 1 | 2 | - | - | - | - | - | - | - |
| at Ohio State | 2 | - | 2 | - | - | - | - | - | - | - |
| at Michigan State | - | 1 | 1 | - | - | - | - | - | - | - |
| Purdue | - | 1 | 1 | - | - | - | - | - | - | - |
| Totals | 12 | 10 | 22 | - | - | - | - | 1-0 | - | 1 |

2021

| Opponent | Solo | Ast | Total | TFL | Sacks | FF | FR-Yds | Int-Yds | QBH | PBU |
|----------------|-----------|----------|-----------|-----|-------|----|------------|------------|-----|----------|
| at Iowa | 2 | - | 2 | - | - | - | 1-0 | - | - | - |
| Idaho | 2 | 1 | 3 | - | - | - | - | - | - | 1 |
| Cincinnati | 4 | 1 | 5 | - | - | - | - | - | - | 1 |
| at Western Ky. | - | - | - | - | - | - | - | - | - | - |
| at Penn State | 1 | - | 1 | - | - | - | - | - | - | - |
| Michigan State | - | - | - | - | - | - | - | 1-0 | - | 1 |
| Ohio State | 2 | - | 2 | - | - | - | - | - | - | 1 |
| at Maryland | - | - | - | - | - | - | - | - | - | - |
| at Michigan | - | - | - | - | - | - | - | - | - | - |
| Rutgers | - | - | - | - | - | - | - | - | - | - |
| Minnesota | - | - | - | - | - | - | - | - | - | - |
| at Purdue | 1 | 1 | 2 | - | - | - | - | - | - | - |
| Totals | 12 | 3 | 15 | - | - | - | 1-0 | 1-0 | - | 4 |

2020

| Opponent | Solo | Ast | Total | TFL | Sacks | FF | FR-Yds | Int-Yds | QBH | PBU |
|-----------------|----------|----------|----------|-----|-------|----|--------|---------|-----|----------|
| Penn State | - | - | - | - | - | - | - | - | - | - |
| at Rutgers | 3 | 1 | 4 | - | - | - | - | - | - | - |
| Michigan | 1 | - | 1 | - | - | - | - | - | - | - |
| at Michigan St. | - | - | - | - | - | - | - | - | - | - |
| at Ohio State | 2 | - | 2 | - | - | - | - | - | - | 1 |
| Maryland | 1 | - | 1 | - | - | - | - | - | - | - |
| at Wisconsin | - | - | - | - | - | - | - | - | - | - |
| vs. Ole Miss | - | - | - | - | - | - | - | - | - | - |
| Totals | 7 | 1 | 8 | - | - | - | - | - | - | 1 |

2019

| Opponent | Solo | Ast | Total | TFL | Sacks | FF | FR-Yds | Int-Yds | QBH | PBU |
|------------------|----------|----------|----------|-----|-------|----|--------|---------|-----|-----|
| vs. Ball State | - | - | - | - | - | - | - | - | - | - |
| Eastern Illinois | 1 | - | 1 | - | - | - | - | - | - | - |
| Ohio State | - | - | - | - | - | - | - | - | - | - |
| Connecticut | - | - | - | - | - | - | - | - | - | - |
| at Michigan St. | - | - | - | - | - | - | - | - | - | - |
| Rutgers | - | - | - | - | - | - | - | - | - | - |
| at Maryland | - | - | - | - | - | - | - | - | - | - |
| at Nebraska | - | - | - | - | - | - | - | - | - | - |
| Northwestern | - | - | - | - | - | - | - | - | - | - |
| at Penn State | - | - | - | - | - | - | - | - | - | - |
| Michigan | - | - | - | - | - | - | - | - | - | - |
| at Purdue | - | - | - | - | - | - | - | - | - | - |
| vs. Tennessee | - | - | - | - | - | - | - | - | - | - |
| Totals | 1 | - | 1 | - | - | - | - | - | - | - |



JACKSON SCHOTT
OLB || 6-3 || 200 || R-SOPHOMORE
GREENWOOD, INDIANA **37**

CAREER NOTES & RECORDS

Redshirted in 2022 season ... joined the program during the year ... made his Indiana debut against No. 3/4 Ohio State (9/2) ... one of 13 Hoosiers to make collegiate debut.

2023 SEASON

Season: Appeared in five games.

Ohio State (9/2): Made collegiate debut on special teams ... one of 13 Hoosiers to make collegiate debut.

SCHOTT'S CAREER STATS

| | GP/GS | Solo | Ast | Ttl | TFL | Sacks | FF | FR-Yds | Int-Yds | QBH | PBU |
|---------------|------------|------|-----|-----|-----|-------|----|--------|---------|-----|-----|
| 2022 | | | | | | -DNP- | | | | | |
| 2023 | 5/- | - | - | - | - | - | - | - | - | - | - |
| Totals | 5/- | | | | | | | | | | |



JAMARI SHARPE
DB || 6-1 || 190 || R-FRESHMAN
MIAMI, FLORIDA **22**

CAREER NOTES & RECORDS

Redshirted in 2022 season while making three appearances ... made collegiate debut against Illinois (9/2/22) ... earned first career start against Ohio State (9/2/23).

2023 SEASON

Season: Appeared in six games with five starts ... made first career start against No. 3/4 Ohio State (9/2) ... one of 15 Hoosiers to make first career start.

Ohio State (9/2): Made first collegiate start. **Indiana State (9/8):** Posted first career tackle in the second quarter. **Louisville (9/16):** Had three stops ... charted his first career pass breakup in the fourth quarter ... first career tackle for loss in the fourth quarter. **Akron (9/23):** Registered three tackles and one pass breakup. **at Maryland (9/30):** Tallied one solo tackle. **at Michigan (10/14):** Made two stops.

SHARPE'S CAREER STATS

| | GP/GS | Solo | Ast | Ttl | TFL | Sacks | FF | FR-Yds | Int-Yds | QBH | PBU |
|---------------|------------|----------|----------|-----------|--------------|-------|----|--------|---------|-----|----------|
| 2022 | 3/- | - | - | - | - | - | - | - | - | - | - |
| 2023 | 6/5 | 8 | 2 | 10 | 1.0-4 | - | - | - | - | - | 2 |
| Totals | 9/5 | 8 | 2 | 10 | 1.0-4 | | | | | | 2 |

SHARPE'S CAREER GAME-BY-GAME

| 2023 | Opponent | Solo | Ast | Total | TFL | Sacks | FF | FR-Yds | Int-Yds | QBH | PBU |
|---------------|----------------|----------|----------|-----------|--------------|-------|----|--------|---------|-----|----------|
| | Ohio State | - | - | - | - | - | - | - | - | - | - |
| | Indiana State | 1 | - | 1 | - | - | - | - | - | - | - |
| | vs. Louisville | 1 | 2 | 3 | 1.0-4 | - | - | - | - | - | 1 |
| | Akron | 3 | - | 3 | - | - | - | - | - | - | 1 |
| | at Maryland | 1 | - | 1 | - | - | - | - | - | - | - |
| | at Michigan | 2 | - | 2 | - | - | - | - | - | - | - |
| Totals | | 8 | 2 | 10 | 1.0-4 | | | | | | 2 |

| 2022 | Opponent | Solo | Ast | Total | TFL | Sacks | FF | FR-Yds | Int-Yds | QBH | PBU |
|---------------|-------------------|------|-----|-------|-----|-------|----|--------|---------|-----|-----|
| | Illinois | - | - | - | - | - | - | - | - | - | - |
| | Idaho | - | - | - | - | - | - | - | - | - | - |
| | Western Ky. | - | - | - | - | - | - | - | - | - | - |
| | at Cincinnati | - | - | - | - | -DNP- | - | - | - | - | - |
| | at Nebraska | - | - | - | - | -DNP- | - | - | - | - | - |
| | Michigan | - | - | - | - | -DNP- | - | - | - | - | - |
| | Maryland | - | - | - | - | -DNP- | - | - | - | - | - |
| | at Rutgers | - | - | - | - | -DNP- | - | - | - | - | - |
| | Penn State | - | - | - | - | -DNP- | - | - | - | - | - |
| | at Ohio State | - | - | - | - | -DNP- | - | - | - | - | - |
| | at Michigan State | - | - | - | - | -DNP- | - | - | - | - | - |
| | Purdue | - | - | - | - | -DNP- | - | - | - | - | - |
| Totals | | | | | | | | | | | |



BRADY SIMMONS
WR || 6-1 || 165 || R-FRESHMAN
INDIANAPOLIS, INDIANA **81**

CAREER NOTES & RECORDS

Redshirted in 2022 ... did not see any game action.

2023 SEASON

Season: Appeared in three games ... made collegiate debut against Indiana State (9/8) ... one of 13 Hoosiers to make collegiate debut.

Indiana State (9/8): Charted snaps on special teams in collegiate debut.

SIMMONS' CAREER STATS - RECEIVING

| | GP/GS | Rec | Yds | YPR | YPG | TD | Long | High |
|---------------|------------|-----|-----|-----|-----|-------|------|------|
| 2022 | | | | | | -DNP- | | |
| 2023 | 3/- | - | - | - | - | - | - | - |
| Totals | 3/- | | | | | | | |



CARTER SMITH
OL || 6-5 || 305 || R-FRESHMAN
POWELL, OHIO **65**

CAREER NOTES & RECORDS

Redshirted in 2022 season and made two appearances ... made collegiate debut at Ohio State (11/12/22) in redshirt season ... earned first career start against Ohio State (9/2/23).

2023 SEASON

Season: Started all six games at left tackle ... made first collegiate start at left tackle against No. 3/4 Ohio State (9/2) ... one of 15 Hoosiers to make first career start.

Ohio State (9/2): Started at left tackle for first collegiate start. **Indiana State (9/8):** Started at left tackle ... helped the offense produce 558 total yards of offense and five rushing touchdowns ... the most rushing scores by an Indiana offense since 2016 and the most of the Tom Allen era. **Louisville (9/16):** Helped protect the offense to 357 yards of total offense ... held strong for Tayven Jackson's 299 passing yards and passing touchdown ... paved the way for the team's 97-yard scoring drive in the third quarter, the longest by an Indiana team since a 98-yard drive in 2019 against Rutgers (Oct. 12).



VENSON SNEED
DL || 6-4 || 265 || R-FRESHMAN
WABASSON, FLORIDA **55**

CAREER NOTES & RECORDS

Redshirted in 2022 season and appeared in two games ... made collegiate debut against Penn State (11/5/22) where he recorded his first career tackle.

2023 SEASON

Season: Appeared in six games.

Indiana State (9/8): Had one solo tackle. **at Maryland (9/30):** Combined for a first-quarter stop with Philip Bliidi.

SNEED'S CAREER STATS

| | GP/GS | Solo | Ast | Ttl | TFL | Sacks | FF | FR-Yds | Int-Yds | QBH | PBU |
|---------------|------------|----------|----------|----------|-----|-------|----|--------|---------|-----|-----|
| 2022 | 2/- | 1 | - | 1 | - | - | - | - | - | - | - |
| 2023 | 6/- | 1 | 1 | 2 | - | - | - | - | - | - | - |
| Totals | 8/- | 2 | 1 | 3 | | | | | | | |

SNEED'S CAREER GAME-BY-GAME

| 2023 | Opponent | Solo | Ast | Total | TFL | Sacks | FF | FR-Yds | Int-Yds | QBH | PBU |
|---------------|----------------|----------|----------|----------|-----|-------|----|--------|---------|-----|-----|
| | Ohio State | - | - | - | - | - | - | - | - | - | - |
| | Indiana State | 1 | - | 1 | - | - | - | - | - | - | - |
| | vs. Louisville | - | - | - | - | - | - | - | - | - | - |
| | Akron | - | - | - | - | - | - | - | - | - | - |
| | at Maryland | - | 1 | 1 | - | - | - | - | - | - | - |
| | at Michigan | - | - | - | - | - | - | - | - | - | - |
| Totals | | 1 | 1 | 2 | | | | | | | |

2022

| Opponent | Solo | Ast | Total | TFL | Sacks | FF | FR-Yds | Int-Yds | QBH | PBU |
|-------------------|----------|----------|----------|----------|----------|----------|----------|----------|----------|----------|
| Illinois | | | | | -DNP- | | | | | |
| Idaho | | | | | -DNP- | | | | | |
| Western Ky. | | | | | -DNP- | | | | | |
| at Cincinnati | | | | | -DNP- | | | | | |
| at Nebraska | | | | | -DNP- | | | | | |
| Michigan | | | | | -DNP- | | | | | |
| Maryland | | | | | -DNP- | | | | | |
| at Rutgers | | | | | -DNP- | | | | | |
| Penn State | 1 | - | 1 | - | - | - | - | - | - | - |
| at Ohio State | - | - | - | - | - | - | - | - | - | - |
| at Michigan State | | | | | -DNP- | | | | | |
| Purdue | | | | | -DNP- | | | | | |
| Totals | 1 | - | 1 | - | - | - | - | - | - | - |



BRENDAN SORSBY
QB || 6-3 || 230 || R-FRESHMAN
DENTON, TEXAS **15**

CAREER NOTES & RECORDS

Redshirted in 2022 season while appearing in one game ... made collegiate debut against Penn State (11/5/22) ... made first career start against Ohio State (9/2/23).

2023 SEASON

Season: Appeared in four games with one start ... made first career start against No. 3/4 Ohio State (9/2) ... one of 15 Hoosiers to make first career start.

Ohio State (9/2): Went 8-of-16 for 58 yards in first collegiate start ... long completion was 19 yards. **Indiana State (9/8):** Was 9-for-16 passing with 108 passing yards ... also had 28 rushing yards on six carries. **at Maryland (9/30):** Went 7-for-11 passing ... totaled 84 passing yards ... threw for two touchdowns ... first career touchdown pass was an 11-yard connection with Donaven McCulley in the fourth quarter ... second touchdown was a 16-yard pass to Andison Coby in the fourth quarter ... ran five times for 25 yards. **at Michigan (10/14):** Logged a 6-for-15 passing day with 44 yards ... had 13 carries for 30 rushing yards.

SORSBY'S CAREER STATS - PASSING

| | GP/GS | Comp | Att | TD | INT | Yds | YPG | Long | High |
|---------------|------------|-----------|-----------|----------|----------|------------|-------------|---------------|----------------|
| 2022 | 1/- | 3 | 6 | - | 1 | 8 | 8.0 | 9-PSU | 8-PSU |
| 2023 | 4/1 | 30 | 58 | 2 | - | 294 | 73.5 | 31-ISU | 108-ISU |
| Totals | 5/1 | 33 | 64 | 2 | 1 | 302 | 60.4 | 31-ISU | 108-ISU |

SORSBY'S CAREER STATS - RUSHING

| | GP/GS | Car | Yds | YPC | YPG | TD | Long | High |
|---------------|------------|-----------|-----------|------------|-------------|----------|----------------|----------------|
| 2022 | 1/- | 2 | (-8) | (-4.0) | (-8.0) | - | - | - |
| 2023 | 4/1 | 30 | 81 | 2.7 | 16.2 | - | 16-MICH | 30-MICH |
| Totals | 5/1 | 32 | 73 | 2.3 | 14.6 | - | 16-MICH | 30-MICH |

SORSBY'S GAME-BY-GAME - PASSING

| 2023 | Opponent | Comp | Att | TD | INT | Pct. | Yds | Lg |
|----------------|-----------|-----------|----------|----------|----------|-------------|------------|-----------|
| Ohio State | 8 | 16 | - | - | - | .500 | 58 | 19 |
| Indiana State | 9 | 16 | - | - | - | .563 | 108 | 31 |
| vs. Louisville | | | | | -DNP- | | | |
| Akron | | | | | -DNP- | | | |
| at Maryland | 7 | 11 | 2 | - | - | .636 | 84 | 26 |
| at Michigan | 6 | 15 | - | - | - | .400 | 44 | 17 |
| Totals | 30 | 58 | 2 | - | - | .517 | 294 | 31 |

| 2022 | Opponent | Comp | Att | TD | INT | Pct. | Yds | Lg |
|-------------------|----------|----------|----------|----------|----------|-------------|----------|----------|
| Illinois | | | | | -DNP- | | | |
| Idaho | | | | | -DNP- | | | |
| Western Ky. | | | | | -DNP- | | | |
| at Cincinnati | | | | | -DNP- | | | |
| Michigan | | | | | -DNP- | | | |
| Maryland | | | | | -DNP- | | | |
| at Rutgers | | | | | -DNP- | | | |
| Penn State | 3 | 6 | - | - | 1 | .500 | 8 | 9 |
| at Ohio State | | | | | -DNP- | | | |
| at Michigan State | | | | | -DNP- | | | |
| Purdue | | | | | -DNP- | | | |
| Totals | 3 | 6 | - | - | 1 | .500 | 8 | 9 |

SORSBY'S GAME-BY-GAME - RUSHING

| 2023 | Opponent | No. | Yds | TD | Lg |
|----------------|-----------|-----------|----------|-----------|----------|
| Ohio State | 6 | (-2) | - | - | - |
| Indiana State | 6 | 28 | - | 11 | - |
| vs. Louisville | | | | -DNP- | |
| Akron | | | | -DNP- | |
| at Maryland | 5 | 25 | - | 9 | - |
| at Michigan | 13 | 30 | - | 16 | - |
| Totals | 30 | 81 | - | 16 | - |

| 2022 | Opponent | No. | Yds | TD | Lg |
|-------------------|----------|-------------|----------|----------|----------|
| Illinois | | | | -DNP- | |
| Idaho | | | | -DNP- | |
| Western Ky. | | | | -DNP- | |
| at Cincinnati | | | | -DNP- | |
| at Nebraska | | | | -DNP- | |
| Michigan | | | | -DNP- | |
| Maryland | | | | -DNP- | |
| at Rutgers | | | | -DNP- | |
| Penn State | 2 | (-8) | - | - | - |
| at Ohio State | | | | -DNP- | |
| at Michigan State | | | | -DNP- | |
| Purdue | | | | -DNP- | |
| Totals | 2 | (-8) | - | - | - |



AARON STEINFELDT
TE || 6-5 || 250 || R-SOPHOMORE
BLOOMINGTON, INDIANA **84**

CAREER NOTES & RECORDS

Redshirted in 2021 with collegiate debut at Purdue (11/27/21) ... appeared in all 12 games in 2022 with two starts ... made first start against Michigan (10/8/22).

2023 SEASON

Season: Appeared in all six games with one start.

STEINFELDT'S CAREER STATS - RECEIVING

| | GP/GS | Rec | Yds | YPR | YPG | TD | Long | High |
|---------------|-------------|----------|-----------|------------|------------|----------|---------------|---------------|
| 2021 | 1/- | - | - | - | - | - | - | - |
| 2022 | 12/2 | 6 | 52 | 8.7 | 4.3 | 1 | 17-CIN | 28-CIN |
| 2023 | 6/1 | - | - | - | - | - | - | - |
| Totals | 19/3 | 6 | 52 | 8.7 | 2.7 | 1 | 17-CIN | 28-CIN |

STEINFELDT'S CAREER GAME-BY-GAME

| 2023 | Opponent | No. | Yds | TD | Lg |
|----------------|----------|----------|----------|----------|----------|
| Ohio State | | - | - | - | - |
| Indiana State | | - | - | - | - |
| vs. Louisville | | - | - | - | - |
| Akron | | - | - | - | - |
| at Maryland | | - | - | - | - |
| at Michigan | | - | - | - | - |
| Totals | | - | - | - | - |

| 2022 | Opponent | No. | Yds | TD | Lg |
|-------------------|----------|----------|-----------|----------|-----------|
| Illinois | | - | - | - | - |
| Idaho | | - | - | - | - |
| Western Ky. | | 1 | 14 | - | 14 |
| at Cincinnati | | 2 | 28 | - | 17 |
| at Nebraska | | - | - | - | - |
| Michigan | | - | - | - | - |
| Maryland | | 3 | 10 | 1 | 5 |
| at Rutgers | | - | - | - | - |
| Penn State | | - | - | - | - |
| at Ohio State | | - | - | - | - |
| at Michigan State | | - | - | - | - |
| Purdue | | - | - | - | - |
| Totals | | 6 | 52 | 1 | 17 |



RACE STEWART

DL || 6-3 || 310 || R-SOPHOMORE
BLOOMINGTON, INDIANA

64

CAREER NOTES & RECORDS

Joined the program as a walk-on in 2021 ... collegiate debut came vs. Penn State (11/5/22) in 2022.

2023 SEASON

Season: Appeared in one game.


Indiana State (9/8): First career tackle was a fourth quarter sack which resulted in a 4-yard loss.

STEWART'S CAREER STATS

| | GP/GS | Solo | Ast | Ttl | TFL | Sacks | FF | FR-Yds | Int-Yds | QBH | PBU |
|---------------|------------|----------|----------|----------|--------------|--------------|----------|----------|----------|----------|----------|
| 2022 | 1/- | - | - | - | - | - | - | - | - | - | - |
| 2023 | 1/- | 1 | - | 1 | 1.0-4 | 1.0-4 | - | - | - | - | - |
| Totals | 1/- | 1 | - | 1 | 1.0-4 | 1.0-4 | - | - | - | - | - |

STEWART'S CAREER GAME-BY-GAME

| 2023 | Opponent | Solo | Ast | Total | TFL | Sacks | FF | FR-Yds | Int-Yds | QBH | PBU |
|------|----------------|----------|----------|----------|--------------|--------------|----------|----------|----------|----------|----------|
| | Ohio State | - | - | - | - | -DNP- | - | - | - | - | - |
| | Indiana State | 1 | - | 1 | 1.0-4 | 1.0-4 | - | - | - | - | - |
| | vs. Louisville | - | - | - | - | -DNP- | - | - | - | - | - |
| | Akron | - | - | - | - | -DNP- | - | - | - | - | - |
| | at Maryland | - | - | - | - | -DNP- | - | - | - | - | - |
| | Totals | 1 | - | 1 | 1.0-4 | 1.0-4 | - | - | - | - | - |



NIC TOOMER

DB || 6-2 || 190 || R-JUNIOR
TYRONE, GEORGIA

15

CAREER NOTES & RECORDS

Appeared in 21 games with six starts in four years at Stanford (2019-22) ... transferred to Indiana in the spring of 2023 ... had his first career interception against Indiana State (9/8).

2023 SEASON

Season: Appeared in four games with three starts ... one of 21 transfer student-athletes to make Indiana debut in 2023.

Ohio State (9/2): Had five stops and one pass breakup in his first appearance as a Hoosier. **Indiana State (9/8):** Logged his first career interception in his 315th pass coverage snap ... made one tackle. **at Maryland (9/30):** Made one solo stop. **at Michigan (10/14):** Posted two tackles.

TOOMER'S CAREER STATS (* - at Stanford)

| | GP/GS | Solo | Ast | Ttl | TFL | Sacks | FF | FR-Yds | Int-Yds | QBH | PBU |
|---------------|-------------|-----------|-----------|-----------|--------------|----------------|----------|----------|------------|----------|----------|
| 2019* | 1/- | - | - | - | - | - | - | - | - | - | - |
| 2020* | - | - | - | - | - | -DNP (Injury)- | - | - | - | - | - |
| 2021* | 9/3 | 15 | 7 | 22 | 1.0-7 | - | - | - | - | - | 3 |
| 2022* | 11/3 | 3 | 4 | 7 | - | - | - | - | - | - | 2 |
| 2023 | 4/3 | 8 | 1 | 9 | - | - | - | - | 1-0 | - | 1 |
| IU | 4/3 | 8 | 1 | 9 | - | - | - | - | 1-0 | - | 1 |
| Totals | 25/9 | 21 | 12 | 33 | 1.0-7 | - | - | - | 1-0 | - | 5 |

TOOMER'S CAREER GAME-BY-GAME (* - at Stanford)

| 2023 | Opponent | Solo | Ast | Total | TFL | Sacks | FF | FR-Yds | Int-Yds | QBH | PBU |
|------|----------------|----------|----------|----------|----------|----------------|----------|----------|------------|----------|----------|
| | Ohio State | 5 | - | 5 | - | - | - | - | - | - | 1 |
| | Indiana State | - | 1 | 1 | - | - | - | - | 1-0 | - | - |
| | vs. Louisville | - | - | - | - | -DNP (Injury)- | - | - | - | - | - |
| | Akron | - | - | - | - | -DNP (Injury)- | - | - | - | - | - |
| | at Maryland | 1 | - | 1 | - | - | - | - | - | - | - |
| | at Michigan | 2 | - | 2 | - | - | - | - | - | - | - |
| | Totals | 8 | 1 | 9 | - | - | - | - | 1-0 | - | 1 |

2022*

| Opponent | Solo | Ast | Total | TFL | Sacks | FF | FR-Yds | Int-Yds | QBH | PBU |
|----------------|----------|----------|----------|----------|----------|----------|----------|----------|----------|----------|
| Colgate | - | - | - | - | - | 1 | - | - | - | - |
| USC | - | - | - | - | - | - | - | - | 1 | - |
| at Washington | - | - | - | - | - | - | - | - | - | - |
| at Oregon | - | - | - | - | - | - | - | - | - | - |
| Oregon State | - | 1 | 1 | - | - | - | - | - | - | - |
| at Notre Dame | - | - | - | - | -DNP- | - | - | - | - | - |
| Arizona State | - | 2 | 2 | - | - | - | - | - | - | - |
| at UCLA | 2 | - | 2 | - | - | - | - | - | - | 1 |
| Washington St. | - | - | - | - | - | - | - | - | - | - |
| at Utah | 1 | 1 | 2 | - | - | - | - | - | - | - |
| at California | - | - | - | - | - | - | - | - | - | - |
| BYU | - | - | - | - | - | - | - | - | - | 1 |
| Totals | 3 | 4 | 7 | - | - | - | - | - | - | 2 |

2021*

| Opponent | Solo | Ast | Total | TFL | Sacks | FF | FR-Yds | Int-Yds | QBH | PBU |
|-------------------|-----------|----------|-----------|--------------|----------|----------|----------|----------|----------|----------|
| Kansas State | - | - | - | - | - | - | - | - | - | - |
| at USC | - | - | - | - | - | - | - | - | - | - |
| at Vanderbilt | - | - | - | - | - | - | - | - | - | - |
| UCLA | 1 | - | 1 | 1.0-7 | - | - | - | - | - | 1 |
| Oregon | 7 | 3 | 10 | - | - | - | - | - | - | - |
| at Arizona State | 1 | - | 1 | - | - | - | - | - | - | - |
| at Washington St. | 1 | - | 1 | - | - | - | - | - | - | 1 |
| Washington | 2 | 1 | 3 | - | - | - | - | - | - | - |
| Utah | - | - | - | - | - | - | - | - | - | - |
| at Oregon State | 3 | 3 | 6 | - | - | - | - | - | - | 1 |
| California | - | - | - | - | - | - | - | - | - | - |
| Notre Dame | - | - | - | - | - | - | - | - | - | - |
| Totals | 15 | 7 | 22 | 1.0-7 | - | - | - | - | - | 3 |

2019*

| Opponent | Solo | Ast | Total | TFL | Sacks | FF | FR-Yds | Int-Yds | QBH | PBU |
|-------------------|----------|----------|----------|----------|----------|----------|----------|----------|----------|----------|
| Northwestern | - | - | - | - | - | - | - | - | - | - |
| at USC | - | - | - | - | - | - | - | - | - | - |
| at UFC | - | - | - | - | - | - | - | - | - | - |
| Oregon | - | - | - | - | - | - | - | - | - | - |
| at Oregon State | - | - | - | - | - | - | - | - | - | - |
| Washington | - | - | - | - | - | - | - | - | - | - |
| UCLA | - | - | - | - | - | - | - | - | - | - |
| Arizona | - | - | - | - | - | - | - | - | - | - |
| at Colorado | - | - | - | - | - | - | - | - | - | - |
| at Washington St. | - | - | - | - | - | - | - | - | - | - |
| California | - | - | - | - | - | - | - | - | - | - |
| Notre Dame | - | - | - | - | - | - | - | - | - | - |
| Totals | - | - | - | - | - | - | - | - | - | - |



CHRISTIAN TURNER

RB || 5-11 || 205 || R-SENIOR+
BUFORD, GEORGIA

28

CAREER NOTES & RECORDS

Started career at University of Michigan and made collegiate debut against Nebraska (9/22/18) ... redshirted in 2018 ... transferred to Wake Forest in 2021 ... was Wake Forest's second-leading rusher in 2022 with 516 yards ... had seven touchdowns in 2022 ... had a two-touchdown game against Norfolk State (9/11/21) ... transferred to Indiana in spring of 2023.

2023 SEASON

Season: Appeared in six games with one start ... made first appearance as Hoosier against No. 3/4 Ohio State (9/2) ... one of 21 transfer student-athletes to make Indiana debut in 2023.

Ohio State (9/2): Rushed seven times for a team-best 29 yards ... long rush went for 11 yards. **Indiana State (9/8):** Posted 11 rushing yards on three carries ... scored first rushing touchdown as a Hoosier on a 1-yard rush in the third quarter. **Louisville (9/16):** Had two rushes for nine yards. **Akron (9/23):** Had 13 rushes for 67 yards and one touchdown in the second quarter on a six-yard score to put Indiana up 7-0. **at Maryland (9/30):** Logged 15 rushes for 61 yards in first start at Indiana. **at Michigan (10/14):** Charted eight rushes for 27 yards.

C.TURNER'S CAREER STATS - RUSHING (* - at Wake Forest, ^ - at Michigan)

| | GP/GS | Car | Yds | YPC | YPG | TD | Long | High |
|---------------|-------------|------------|-------------|------------|-------------|-----------|----------------|----------------|
| 2018^ | 3/- | 20 | 95 | 4.8 | 31.7 | - | 19-NEB | 55-NEB |
| 2019^ | 10/- | 44 | 171 | 3.9 | 17.1 | 1 | 13-ND | 49-MTSU |
| 2020^ | 1/- | - | - | - | - | - | - | - |
| 2021* | 14/2 | 126 | 506 | 4.0 | 36.1 | 5 | 48-DUKE | 75-DUKE |
| 2022* | 12/- | 128 | 516 | 4.0 | 43 | 7 | 35-VMI | 100-VMI |
| 2023 | 6/1 | 48 | 204 | 4.3 | 34.0 | 2 | 17-AKR | 67-AKR |
| IU | 6/1 | 48 | 204 | 4.3 | 34.0 | 2 | 17-AKR | 67-AKR |
| Totals | 46/3 | 366 | 1493 | 4.1 | 32.5 | 15 | 48-DUKE | 100-VMI |

C.TURNER'S CAREER STATS - RECEIVING (* - at Wake Forest, ^- at Michigan)

| | GP/GS | Rec | Yds | YPR | YPG | TD | Long | High |
|---------------|-------------|-----------|-------------|------------|------------|----------|---------------|---------------|
| 2018^ | 3/- | 1 | 16 | 16.0 | 5.3 | - | 16-FLA | 16-FLA |
| 2019^ | 10/- | 4 | 13 | 3.3 | 1.3 | - | 6-RUT | 6-RUT |
| 2020^ | 1/- | - | - | - | - | - | - | - |
| 2021* | 14/2 | 4 | 29 | 7.3 | 2.1 | - | 12-UNC | 19-UNC |
| 2022* | 12/- | 5 | 39 | 7.8 | 3.3 | 1 | 17-FSU | 18-VMI |
| 2023 | 6/1 | 2 | (-3) | - | - | - | 1-UMD | - |
| IU | 6/1 | 2 | (-3) | - | - | - | 1-UMD | - |
| Totals | 46/3 | 17 | 91 | 5.4 | 2.0 | 1 | 17-FSU | 19-UNC |

| Opponent | Rushing | | | | Receiving | | | |
|----------------|-----------|------------|----------|-----------|-----------|-------------|----------|----------|
| | No. | Yds | TD | Lg | No. | Yds | TD | Lg |
| Ohio State | 7 | 29 | - | 11 | - | - | - | - |
| Indiana State | 3 | 11 | 1 | 8 | - | - | - | - |
| vs. Louisville | 2 | 9 | - | 5 | 1 | (-3) | - | - |
| Akron | 13 | 67 | 1 | 17 | - | - | - | - |
| at Maryland | 15 | 61 | - | 11 | 2 | - | - | 1 |
| at Michigan | 8 | 27 | - | 7 | - | - | - | - |
| Totals | 48 | 204 | 2 | 17 | 2 | (-3) | - | 1 |

| Opponent | Rushing | | | | Receiving | | | |
|------------------|------------|------------|----------|-----------|-----------|-----------|----------|-----------|
| | No. | Yds | TD | Lg | No. | Yds | TD | Lg |
| VMI | 13 | 100 | 2 | 35 | 2 | 18 | - | 11 |
| at Vanderbilt | 11 | 44 | - | 8 | 1 | 2 | 1 | 2 |
| Liberty | 7 | 5 | - | 6 | - | - | - | - |
| Clemson | 10 | 27 | - | 8 | - | - | - | - |
| at Florida State | 20 | 64 | 1 | 14 | 1 | 17 | - | 17 |
| Army | 8 | 46 | 2 | 14 | - | - | - | - |
| Boston College | 7 | 29 | - | 15 | - | - | - | - |
| at Louisville | 9 | 38 | - | 21 | 1 | 2 | - | 2 |
| at NC State | 8 | 29 | 1 | 13 | - | - | - | - |
| North Carolina | 12 | 41 | 1 | 8 | - | - | - | - |
| Syracuse | 16 | 69 | - | 9 | - | - | - | - |
| at Duke | 7 | 24 | - | 9 | - | - | - | - |
| Missouri | - | - | - | - | -DNP- | - | - | - |
| Totals | 128 | 516 | 7 | 35 | 5 | 39 | 1 | 17 |

| Opponent | Rushing | | | | Receiving | | | |
|-------------------|------------|------------|----------|-----------|-----------|-----------|----------|-----------|
| | No. | Yds | TD | Lg | No. | Yds | TD | Lg |
| Old Dominion | 8 | 37 | - | 16 | 1 | 4 | - | 4 |
| Norfolk State | 9 | 27 | 2 | 8 | 1 | 6 | - | 6 |
| Florida State | 15 | 56 | - | 15 | - | - | - | - |
| at Virginia | 12 | 54 | - | 9 | - | - | - | - |
| Louisville | 7 | 31 | - | 9 | - | - | - | - |
| at Syracuse | 5 | 14 | - | 5 | - | - | - | - |
| at Army | 5 | 23 | 1 | 18 | - | - | - | - |
| Duke | 10 | 75 | - | 48 | - | - | - | - |
| at North Carolina | 4 | 17 | - | 6 | 2 | 19 | - | 12 |
| NC State | 11 | 25 | - | 7 | - | - | - | - |
| at Clemson | 6 | 19 | 1 | 8 | - | - | - | - |
| at Boston College | 18 | 51 | 1 | 7 | - | - | - | - |
| Pittsburgh | 6 | 34 | - | 16 | - | - | - | - |
| Rutgers | 10 | 43 | - | 12 | - | - | - | - |
| Totals | 126 | 506 | 5 | 48 | 4 | 29 | - | 12 |

| Opponent | Rushing | | | | Receiving | | | |
|----------------|---------|-----|----|----|------------|-----|----|----|
| | No. | Yds | TD | Lg | No. | Yds | TD | Lg |
| at Minnesota | - | - | - | - | -DNP- | - | - | - |
| Michigan State | - | - | - | - | -DNP- | - | - | - |
| at Indiana | - | - | - | - | -DNP- | - | - | - |
| Wisconsin | - | - | - | - | - | - | - | - |
| at Rutgers | - | - | - | - | -DNP- | - | - | - |
| Penn State | - | - | - | - | -DNP- | - | - | - |
| Maryland | - | - | - | - | -Canceled- | - | - | - |
| at Ohio State | - | - | - | - | -Canceled- | - | - | - |
| at Iowa | - | - | - | - | -Canceled- | - | - | - |
| Totals | - | - | - | - | - | - | - | - |

| Opponent | Rushing | | | | Receiving | | | |
|----------------|-----------|------------|----------|-----------|-----------|-----------|----------|----------|
| | No. | Yds | TD | Lg | No. | Yds | TD | Lg |
| Middle Tenn. | 11 | 49 | - | 11 | 1 | 2 | - | 2 |
| Army | 3 | 20 | - | 11 | - | - | - | - |
| at Wisconsin | 6 | 17 | - | 6 | 1 | 4 | - | 4 |
| Rutgers | 11 | 48 | 1 | 10 | 1 | 6 | - | 6 |
| Iowa | 5 | 16 | - | 5 | 1 | 1 | - | 1 |
| at Illinois | 1 | (-4) | - | - | - | - | - | - |
| at Penn State | - | - | - | - | - | - | - | - |
| Notre Dame | 4 | 31 | - | 13 | - | - | - | - |
| at Maryland | 3 | (-6) | - | 3 | - | - | - | - |
| Michigan State | - | - | - | - | - | - | - | - |
| at Indiana | - | - | - | - | -DNP- | - | - | - |
| Ohio State | - | - | - | - | -DNP- | - | - | - |
| Alabama | - | - | - | - | -DNP- | - | - | - |
| Totals | 44 | 171 | 1 | 13 | 4 | 13 | - | 6 |

| Opponent | Rushing | | | | Receiving | | | |
|-------------------|-----------|-----------|----------|-----------|-----------|-----------|----------|-----------|
| | No. | Yds | TD | Lg | No. | Yds | TD | Lg |
| Notre Dame | - | - | - | - | -DNP- | - | - | - |
| Western Mich. | - | - | - | - | -DNP- | - | - | - |
| SMU | - | - | - | - | -DNP- | - | - | - |
| Nebraska | 10 | 55 | - | 19 | - | - | - | - |
| at Northwestern | - | - | - | - | -DNP- | - | - | - |
| at Maryland | - | - | - | - | -DNP- | - | - | - |
| Wisconsin | 3 | 8 | - | 10 | - | - | - | - |
| at Michigan State | - | - | - | - | -DNP- | - | - | - |
| Penn State | - | - | - | - | -DNP- | - | - | - |
| at Rutgers | - | - | - | - | -DNP- | - | - | - |
| Indiana | - | - | - | - | -DNP- | - | - | - |
| at Ohio State | - | - | - | - | -DNP- | - | - | - |
| Florida | 7 | 32 | - | 8 | 1 | 16 | - | 16 |
| Totals | 20 | 95 | - | 19 | 1 | 16 | - | 16 |



KAIDEN TURNER

LB || 6-2 || 230 || R-FRESHMAN

FAYETTEVILLE, ARKANSAS

14

CAREER NOTES & RECORDS

Redshirted in 2022 season while making four appearances ... made collegiate debut against Penn State (11/5/22) ... earned first career start against Purdue (11/26/22).

2023 SEASON

Season: Appeared in two games.

at Maryland (9/30): Made first appearance of the season on defense and special teams. at Michigan (10/14): Lone stop came on special teams.

K. TURNER'S CAREER STATS

| | GP/GS | Solo | Ast | Ttl | TFL | Sacks | FF | FR-Yds | Int-Yds | QBH | PBU |
|---------------|------------|----------|----------|-----------|--------------|----------|----------|----------|----------|----------|----------|
| 2022 | 4/1 | 8 | 7 | 15 | 0.5-0 | - | - | - | - | - | - |
| 2023 | 2/- | 1 | - | 1 | - | - | - | - | - | - | - |
| Totals | 6/1 | 9 | 7 | 16 | 0.5-0 | - | - | - | - | - | - |

K. TURNER'S CAREER GAME-BY-GAME

| Opponent | Solo | | | Ast | | | Total | | | TFL | Sacks | FF | FR-Yds | Int-Yds | QBH | PBU |
|----------------|----------|----------|----------|----------|----------|----------|----------|----------|----------|----------|----------|----------|----------|----------|----------|-----|
| | No. | Yds | TD | No. | Yds | TD | No. | Yds | TD | | | | | | | |
| Ohio State | - | - | - | - | - | - | - | - | - | - | - | - | - | - | - | |
| Indiana State | - | - | - | - | - | - | - | - | - | - | - | - | - | - | - | |
| vs. Louisville | - | - | - | - | - | - | - | - | - | - | - | - | - | - | - | |
| Akron | - | - | - | - | - | - | - | - | - | - | - | - | - | - | - | |
| at Maryland | - | - | - | - | - | - | - | - | - | - | - | - | - | - | - | |
| at Michigan | 1 | - | - | 1 | - | - | - | - | - | - | - | - | - | - | - | |
| Totals | 1 | - | - | 1 | - | - | - | - | - | - | - | - | - | - | - | |

| Opponent | Solo | | | Ast | | | Total | | | TFL | Sacks | FF | FR-Yds | Int-Yds | QBH | PBU |
|-----------------|----------|----------|----------|-----------|----------|----------|-----------|----------|----------|--------------|----------|----------|----------|----------|----------|-----|
| | No. | Yds | TD | No. | Yds | TD | No. | Yds | TD | | | | | | | |
| Illinois | - | - | - | - | - | - | - | - | - | - | - | - | - | - | - | |
| Idaho | - | - | - | - | - | - | - | - | - | - | - | - | - | - | - | |
| Western Ky. | - | - | - | - | - | - | - | - | - | - | - | - | - | - | - | |
| at Cincinnati | - | - | - | - | - | - | - | - | - | - | - | - | - | - | - | |
| at Nebraska | - | - | - | - | - | - | - | - | - | - | - | - | - | - | - | |
| Michigan | - | - | - | - | - | - | - | - | - | - | - | - | - | - | - | |
| Maryland | - | - | - | - | - | - | - | - | - | - | - | - | - | - | - | |
| at Rutgers | - | - | - | - | - | - | - | - | - | - | - | - | - | - | - | |
| Penn State | 1 | 1 | - | 2 | 1 | - | 2 | 1 | - | 0.5-0 | - | - | - | - | - | |
| at Ohio State | - | 3 | - | 3 | - | - | 3 | - | - | - | - | - | - | - | - | |
| at Michigan St. | - | 1 | - | 1 | - | - | 1 | - | - | - | - | - | - | - | - | |
| Purdue | 7 | 2 | - | 9 | - | - | 9 | - | - | - | - | - | - | - | - | |
| Totals | 8 | 7 | - | 15 | 1 | - | 15 | 1 | - | 0.5-0 | - | - | - | - | - | |



ANDREW TURVY

OLB || 6-2 || 250 || R-SOPHOMORE
CARMEL, INDIANA

45

CAREER NOTES & RECORDS

Redshirted in 2021 season ... appeared in five games in 2022 ... made collegiate debut against Idaho (9/10/22).

2023 SEASON

Season: Appeared in three games.

Indiana State (9/8): Made first appearance of the season on special teams.

TURVY'S CAREER STATS

| | GP/GS | Solo | Ast | Ttl | TFL | Sacks | FF | FR-Yds | Int-Yds | QBH | PBU |
|---------------|------------|------|-----|-----|------------------|-------|----|--------|---------|-----|-----|
| 2021 | | | | | -DNP (Redshirt)- | | | | | | |
| 2022 | 5/- | - | - | - | - | - | - | - | - | - | - |
| 2023 | 3/- | - | - | - | - | - | - | - | - | - | - |
| Totals | 8/- | - | - | - | - | - | - | - | - | - | - |



TREY WALKER

TE || 6-5 || 255 || R-SENIOR
WINNETKA, ILLINOIS

45

CAREER NOTES & RECORDS

Redshirted in 2019 season ... walk-on, joined the program during the season ... did not see any game action in 2020 ... appeared in two games in 2021 ... made his collegiate debut against Idaho (9/11/21) ... appeared in five games in 2022 ... saw time mainly on special teams ... made an appearance on offense against Idaho (9/10/22).

2023 SEASON

Season: Appeared in five games ... made two starts ... made first career start against Akron ... one of 14 Hoosiers to make first career start.


Akron (9/23): Made first career reception as part of a two-catch day for 32 yards ... long catch went for 20 yards and set up Christina Turner's touchdown run in the first quarter. **at Maryland (9/30):** Racked up three catches for 14 yards.

WALKER'S CAREER STATS - RECEIVING

| | GP/GS | Rec | Yds | YPR | YPG | TD | Long | High |
|---------------|-------------|----------|-----------|------------|------------|----|---------------|---------------|
| 2019 | | | | | | | | |
| 2020 | | | | | | | | |
| 2021 | 2/- | - | - | - | - | - | - | - |
| 2022 | 5/- | - | - | - | - | - | - | - |
| 2023 | 5/2 | 5 | 46 | 9.2 | 9.2 | - | 20-AKR | 32-AKR |
| Totals | 12/2 | 5 | 46 | 9.2 | 3.8 | - | 20-AKR | 32-AKR |

WALKER'S CAREER GAME-BY-GAME

| 2023 Opponent | Receiving | | | |
|------------------|----------------|-----------|----------|-----------|
| | No. | Yds | TD | Lg |
| Ohio State | -DNP (Injury)- | | | |
| Indiana State | - | - | - | - |
| vs. Louisville | - | - | - | - |
| Akron | 2 | 32 | - | 20 |
| at Maryland | 3 | 14 | - | 6 |
| at Michigan | - | - | - | - |
| Totals | 5 | 46 | - | 20 |



JACKSON WASSERSTROM

WR || 6-0 || 170 || R-FRESHMAN
WESTFIELD, INDIANA

24

CAREER NOTES & RECORDS

Redshirted in 2022 season ... joined the program in 2022 ... did not see any game action.


2023 SEASON

Season: Made collegiate debut against Indiana State (9/8) ... one of 13 Hoosiers to make collegiate debut.

Indiana State (9/8): Registered snaps on special teams in collegiate debut.

WASSERSTROM'S CAREER STATS - RECEIVING

| | GP/GS | Rec | Yds | YPR | YPG | TD | Long | High |
|---------------|------------|-----|-----|-----|-----|----|------|------|
| 2023 | 1/- | - | - | - | - | - | - | - |
| Totals | 1/- | - | - | - | - | - | - | - |



SAM WEST

TE || 6-4 || 240 || FRESHMAN
GREENSBURG, INDIANA

88

2023 SEASON

Season: Appeared in one game ... made collegiate debut at Maryland (9/30) ... one of 13 Hoosiers to make collegiate debut ... one of six true freshmen to debut in 2023. .

at Maryland (9/30): Registered snaps on special teams in collegiate debut.

WEST'S CAREER STATS - RECEIVING

| | GP/GS | Rec | Yds | YPR | YPG | TD | Long | High |
|---------------|------------|-----|-----|-----|-----|----|------|------|
| 2023 | 1/- | - | - | - | - | - | - | - |
| Totals | 1/- | - | - | - | - | - | - | - |



E.J. WILLIAMS JR.

WR || 6-3 || 200 || SENIOR
PHENIX CITY, ALABAMA

7

CAREER NOTES & RECORDS

Appeared in 33 games with six starts over three seasons at Clemson (2020-22) ... joined IU in the spring of 2023 ... caught first career touchdown versus Pittsburgh (11/28/20) ... caught five passes for 45 yards in the College Football Playoff semifinal against Ohio State (1/1/21).

2023 SEASON

Season: Appeared in two games ... made first appearance as a Hoosier against No. 3/4 Ohio State (9/2) ... one of 21 transfer student-athletes to make Indiana debut in 2023.

Ohio State (9/2): Targeted four times in first appearance as a Hoosier ... hauled in one catch for 19 yards. **Indiana State (9/8):** Made one catch for ten yards.

WILLIAMS' CAREER STATS - RECEIVING (* - at Clemson)

| | GP/GS | Rec | Yds | YPR | YPG | TD | Long | High |
|---------------|-------------|-----------|------------|-------------|-------------|----------|---------------|---------------|
| 2020* | 12/4 | 24 | 306 | 12.8 | 25.5 | 2 | 38-CIT | 80-ND |
| 2021* | 8/2 | 9 | 66 | 7.3 | 8.3 | - | 17-BC | 30-BC |
| 2022* | 13/- | 7 | 70 | 10.0 | 5.4 | - | 14-FUR | 38-FUR |
| 2023 | 2/- | 2 | 29 | 14.5 | 14.5 | - | 19-OSU | 19-OSU |
| IU | 2/- | 2 | 29 | 14.5 | 14.5 | - | 19-OSU | 19-OSU |
| Totals | 35/6 | 43 | 471 | 11.0 | 13.5 | 2 | 38-CIT | 80-ND |

WILLIAMS' CAREER GAME-BY-GAME (* - at Clemson)

| 2023 Opponent | Receiving | | | |
|------------------|----------------|-----------|----------|-----------|
| | No. | Yds | TD | Lg |
| Ohio State | 1 | 19 | - | 19 |
| Indiana State | 1 | 10 | - | 10 |
| vs. Louisville | -DNP (Injury)- | | | |
| Akron | -DNP (Injury)- | | | |
| at Maryland | -DNP (Injury)- | | | |
| at Michigan | -DNP (Injury)- | | | |
| Totals | 2 | 29 | - | 19 |

| 2022* | | Receiving | | | |
|-------------------|-----------|------------|----------|-----------|-------|
| Opponent | No. | Yds | TD | Lg | |
| at Georgia Tech | 1 | 8 | - | 8 | |
| Furman | 3 | 38 | - | 14 | |
| Louisiana Tech | - | - | - | - | |
| at Wake Forest | 1 | 12 | - | 12 | |
| NC State | 1 | 3 | - | 3 | |
| at Boston College | - | - | - | - | |
| at Florida State | - | - | - | - | |
| Syracuse | - | - | - | - | |
| at Notre Dame | - | - | - | - | |
| Louisville | 1 | 9 | - | 9 | |
| Miami (FL) | - | - | - | - | |
| South Carolina | - | - | - | - | |
| North Carolina | - | - | - | - | |
| Tennessee | | | | | -DNP- |
| Totals | 7 | 70 | - | 14 | |
| 2021* | | Receiving | | | |
| Opponent | No. | Yds | TD | Lg | |
| Georgia | 1 | 0 | - | 0 | |
| SC State | 1 | 10 | - | 10 | |
| Georgia Tech | - | - | - | - | |
| at NC State | - | - | - | - | |
| Boston College | 3 | 30 | - | 17 | |
| at Syracuse | | | | | -DNP- |
| at Pittsburgh | | | | | -DNP- |
| Florida State | 2 | 8 | - | 10 | |
| at Louisville | 1 | 7 | - | 7 | |
| UConn | 1 | 11 | - | 11 | |
| Wake Forest | | | | | -DNP- |
| at South Carolina | | | | | -DNP- |
| Iowa State | | | | | -DNP- |
| Totals | 9 | 66 | - | 17 | |
| 2020* | | Receiving | | | |
| Opponent | No. | Yds | TD | Lg | |
| at Wake Forest | 1 | 6 | - | 6 | |
| The Citadel | 3 | 58 | - | 38 | |
| Virginia | - | - | - | - | |
| Miami (FL) | 1 | (-4) | - | - | |
| at Georgia Tech | 2 | 29 | - | 16 | |
| Syracuse | 2 | 22 | - | 21 | |
| Boston College | 2 | 24 | - | 15 | |
| at Notre Dame | 1 | 8 | - | 8 | |
| Pittsburgh | 3 | 38 | 1 | 32 | |
| at Virginia Tech | - | - | - | - | |
| Notre Dame | 4 | 80 | 1 | 33 | |
| Ohio State | 5 | 45 | - | 13 | |
| Totals | 24 | 306 | 2 | 38 | |



SEAN WRACHER

LS || 6-4 || 225 || SENIOR+

AKRON, OHIO

95

CAREER NOTES & RECORDS

Appeared in all 51 career games since arriving on campus ... served as the primary long snapper in every game of his career ... has three career tackles ... two came in 2021 ... one came in 2023, at Maryland (9/30) ... tabbed honorable mention All-America by Rubio Long Snapping in 2022 ... Earned fourth-team All-Big Ten from Phil Steele in 2022.

2023 SEASON

Season: Started at long snapper in all six games.

Ohio State (9/2): Snapped for James Evans who averaged 54.2 yards per punt on six boots to rank No. 3 on Indiana’s single game punting average chart. **Louisville (9/16):** Made his third career tackle. **Akron (9/23):** Snapped for Chris Freeman who totaled nine points on two made field goals and three extra points.

THE LAST TIME...

PASSING

An Individual Attempted 40 Passes:

IU: at Rutgers, Connor Bazalak (42), 10/22/22
Opp: at Michigan State, Payton Thorne (42), 11/19/22

An Individual Attempted 50 Passes:

IU: at Cincinnati, Connor Bazalak (66), 9/24/22
Opp: at Virginia, K. Benkert (66), 9/9/17

An Individual Attempted 60 Passes:

IU: at Cincinnati, Connor Bazalak (66), 9/24/22
Opp: at Virginia, K. Benkert (66), 9/9/17

An Individual Completed 25 Passes:

IU: Maryland, Connor Bazalak (29), 10/15/22
Opp: at Michigan State, Payton Thorne (27), 11/19/22

An Individual Completed 30 Passes:

IU: at Cincinnati, Connor Bazalak (31), 9/24/22
Opp: Western Kentucky, Austin Reed (33), 9/17/22

An Individual Passed For 300 Yards:

IU: Western Kentucky, Connor Bazalak (364), 9/17/22
Opp: at Maryland, Taulia Tagovailoa (352), 9/30/23

An Individual Passed For 400 Yards:

IU: at Ohio State, Michael Penix Jr. (491), 11/21/20
Opp: at Maryland, Taulia Tagovailoa (462), 10/30/21

An Individual Passed For 300 Yards In Consecutive Games:

IU: Michael Penix Jr., 2020
vs. Michigan (342), 11/7/20; at Michigan State (320), 11/14/20;
at Ohio State (491), 11/14/20

An Individual Passed For 300 Yards In Three Straight Games:

IU: Michael Penix Jr., 2020
vs. Michigan (342), 11/7/20; at Michigan State (320), 11/14/20;
at Ohio State (491), 11/14/20

An Individual Threw Four Touchdown Passes:

IU: at Ohio State, Michael Penix Jr. (5), 11/21/20
Opp: at Maryland, Taulia Tagovailoa (5), 9/30/23

An Individual Threw Five Touchdown Passes:

IU: at Ohio State, Michael Penix Jr. (5), 11/21/20
Opp: at Maryland, Taulia Tagovailoa (5), 9/30/23

An Individual Threw Six Touchdown Passes:

IU: Purdue, Tre Roberson (6), 11/30/13
Opp: Iowa, Nate Stanley (6), 10/13/18

A Team Had 10 or Fewer Passing Attempts:

IU: at Michigan State (7), 11/19/22
Opp: Charleston Southern (10), 10/7/17

A Team Had Five Or Fewer Completions:

IU: at Michigan State (2), 11/19/22
Opp: Indiana State (3), 9/8/23

A Team Had Zero Completions:

Opp: Charleston Southern (0), 10/7/17

A Team Had Zero Yards Passing:

Opp: Charleston Southern (0), 10/7/17

A Team Had Fewer Than 50 Yards Passing:

IU: at Michigan State (31), 11/19/22
Opp: Indiana State (21), 9/8/23

A Team Had Fewer Than 100 Yards Passing:

IU: Ohio State (82), 9/2/23
Opp: Indiana State (21), 9/8/23

RUSHING

An Individual Attempted 40 Rushes:

IU: at Penn State, BenJarvus Green-Ellis (42), 11/15/03
Opp: Michigan State, Javon Ringer (44), 9/27/08

An Individual Attempted 50 Rushes:

IU: at Wisconsin, Anthony Thompson (52), 11/11/89
Opp: Michigan State, Lorenzo White (56), 11/14/87

An Individual Rushed For 100 Yards:

IU: at Michigan State, Shaun Shivers (115), 11/19/22
Opp: Akron, DJ Irons (141) & Lorenzo Lingard (113), 9/23/23

An Individual Rushed For 150 Yards:

IU: Idaho, Shaun Shivers (155), 9/10/22
Opp: Illinois, Chase Brown (199), 9/2/22

An Individual Rushed For 200 Yards:

IU: Virginia, Stevie Scott III (204), 9/8/18
Opp: Maryland, Anthony McFarland (210), 11/10/18

An Individual Rushed For 300 Yards:

IU: at Rutgers, Tevin Coleman (307), 11/15/14
Opp: Penn State, Larry Johnson (327), 11/16/02

Two Or More Players Had 100 Yards Rushing In Same Game:

IU: Rutgers, Morgan Ellison (149) & Cole Gest (104), 11/18/17
Opp: Akron, DJ Irons (141) & Lorenzo Lingard (113), 9/23/23

A Team Rushed For Over 300 Yards:

IU: Maryland (414), 10/29/16
Opp: at Ohio State (340), 11/12/22

A Team Rushed For Over 400 Yards:

IU: Maryland (414), 10/29/16
Opp: at Wisconsin (554), 11/16/13

A Team Rushed For Over 450 Yards:

IU: Indiana State (455), 8/30/14
Opp: at Wisconsin (554), 11/16/13

A Team Was Held To Under 50 Yards Rushing:

IU: Maryland (36), 10/15/22
Opp: at Cincinnati (40), 9/24/22

A Team Was Held To Under 100 Yards Rushing:

IU: at Michigan (92), 10/14/23
Opp: Indiana State (72), 9/8/23

An Individual Scored On A Run Of 60 Yards:

IU: at Michigan State, Shaun Shivers (79), 11/19/22
Opp: Akron, Lorenzo Lingard (71), 9/23/23

An Individual Scored On A Run Of 70 Yards:

IU: at Michigan State, Shaun Shivers (79), 11/19/22
Opp: Akron, Lorenzo Lingard (71), 9/23/23

An Individual Scored On A Run Of 80 Yards:

IU: at Ohio State, Tevin Coleman (90), 11/22/14
Opp: Duke, Wilson (85), 12/26/15

An Individual Ran For Three Touchdowns:

IU: Maryland, Stevie Scott III (3), 11/28/20
Opp: Penn State, Kaytron Allen (3), 11/5/22

An Individual Had Back-To-Back 100-Yard Rushing Games:

IU: Stevie Scott III, 2019
Rutgers (164), 10/12/19; at Maryland (108), 10/19/19

An Individual Had Back-To-Back 150-Yard Rushing Games:

IU: Jordan Howard, 2015
Iowa (174), 11/7/15; Michigan (238), 11/14/15

An Individual Had Back-To-Back 200-Yard Rushing Games:

IU: Tevin Coleman, 2014
at Rutgers (307), 11/15/14; at Ohio State (228), 11/22/14

RECEIVING

An Individual Caught 10-Or-More Passes:

IU: vs. Louisville, Jaylin Lucas (10), 9/16/23
Opp: Michigan, Ronnie Bell (11), 10/8/22

Two Individuals Caught 10-Or-More Passes:

IU: at Maryland, 10/28/17
Whop Philyor (13), Luke Timian (13) & Simmie Cobbs (10)

Three Individuals Caught 10-Or-More Passes:

IU: at Maryland, 10/28/17
Whop Philyor (13), Luke Timian (13) & Simmie Cobbs (10)

An Individual Caught 10-Or-More Passes In Consecutive Games:

IU: Whop Philyor, 2019
at Michigan State (14), 9/28/19; vs. Rutgers (10), 10/12/19

An Individual Had 100 Yards Receiving In A Game:

IU: Akron, Cam Camper (103), 9/23/23
Opp: at Maryland, Tai Felton (134) & Jashaun Jones (121), 9/30/23

Two Individuals Had 100 Yards Receiving In A Game:

IU: Illinois, 9/2/22
Cam Camper (156) & D.J. Matthews Jr. (109)
Opp: at Maryland, 9/30/23
Tai Felton (134) & Jashaun Jones (121)

An Individual Had 150 Yards Receiving In A Game:

IU: Illinois, Cam Camper (156), 9/2/22
Opp: at Nebraska, Trey Palmer (157), 10/1/22

An Individual Had 200 Yards Receiving In A Game:

IU: at Ohio State, Ty Fryfogle (218), 11/21/20
Opp: Illinois, Steve Hull (224), 11/9/13

An Individual Had Back-To-Back 100-Yard Receiving Games:

IU: Ty Fryfogle, 2020
vs. Michigan (142), 11/7/20; at Michigan State (200), 11/14/20;
at Ohio State (218), 11/21/20

An Individual Had Three Straight 100-Yard Receiving Games:

IU: Ty Fryfogle, 2020
vs. Michigan (142), 11/7/20; at Michigan State (200), 11/14/20;
at Ohio State (218), 11/21/20

An Individual Had Back-To-Back 200-Yard Receiving Games:

IU: Ty Fryfogle, 2020
at Michigan State (200), 11/14/20; at Ohio State (218), 11/21/20

An Individual Scored On A 60-Yard Reception:

IU: Idaho, AJ Barner (76), 9/11/21
Opp: vs. Louisville, Jamari Thrash (85), 9/16/23

An Individual Scored On A 70-Yard Reception:

IU: Idaho, AJ Barner (76), 9/11/21
Opp: vs. Louisville, Jamari Thrash (85), 9/16/23

An Individual Scored On An 80-Yard Reception:

IU: at Wisconsin, James Hardy (83), 10/1/05
Opp: vs. Louisville, Jamari Thrash (85), 9/16/23

An Individual Caught Two Touchdown Passes:

IU: at Maryland, Peyton Hendershot (2), 10/30/21
Opp: at Maryland, Tai Felton (3), 9/30/23

An Individual Caught Three Touchdown Passes:

IU: at Ohio State, Ty Fryfogle (3), 11/21/20
Opp: at Maryland, Tai Felton (3), 9/30/23

An Individual Caught Four Touchdown Passes:

IU: Michigan State, James Hardy (4), 10/28/06
Opp: Michigan, Jehu Chesson (4), 11/14/15

YARDS**A Team Gained 500 Yards Total Offense:**

IU: **Indiana State (558), 9/8/23**
Opp: at Michigan State (540), 11/19/22

A Team Gained 600 Yards Total Offense:

IU: Maryland (650), 10/29/16
Opp: at Ohio State (662), 11/12/22

A Team Gained Less Than 200 Yards Total Offense:

IU: **Ohio State (153), 9/2/23**
Opp: **Indiana State (93), 9/8/23**

An Individual Gained 400 Yards Total Offense:

IU: at Ohio State, Michael Penix Jr. (491), 11/21/20
Opp: at Maryland, Taulia Tagovailoa (462), 10/30/21

SCORING**An Individual Scored Three Touchdowns:**

IU: Maryland, Stevie Scott III (3), 11/28/20
Opp: **at Maryland, Tai Felton (3), 9/30/23**

An Individual Scored Four Touchdowns:

IU: Michigan State, James Hardy (4), 10/28/06
Opp: Michigan, Jehu Chesson (4), 11/14/15

An Individual Accounted For Six Touchdowns:

IU: Purdue, Tre Roberson (6 pass), 11/30/13
Opp: **at Maryland, Taulia Tagovailoa (5 pass; 1 rush), 9/30/23**

An Individual Had Rushing & Receiving Touchdown In Same Game:

IU: Maryland, Josh Henderson, 10/15/22
(1 rush, 1 receiving)
Opp: Ohio State, TreVeyon Henderson, 10/23/21
(2 rush, 1 receiving)

An Individual Scored On A Two-Point Conversion:

IU: **Akron, 9/23/23**
DeQuece Carter pass from Tayven Jackson (40T)
Opp: Cincinnati, 9/18/21
Leonard Taylor pass from Desmond Ridder

A Team Recorded A Safety:

IU: Idaho, Team, 9/10/22
Opp: Ohio State, Marvin Harrison Jr., 10/23/21

A Team Recorded A Shutout:

IU: at Michigan State (24-0), 11/14/20
Opp: at Penn State (24-0), 10/2/21

A Team Scored 28 Points In A Quarter:

IU: Rutgers (28 - 3rd quarter), 10/17/15
Opp: at Cincinnati (28 - 2nd quarter), 9/24/22

A Team Scored 30 Points In A Half:

IU: Idaho (35 - 2nd half), 9/10/22
Opp: **at Michigan (31 - 2nd half), 10/14/23**

A Team Scored 40 Points In A Half:

IU: Indiana State (45 - 1st half), 8/29/13
Opp: Ohio State (44 - 1st half), 10/23/21

FIELD GOALS**An Individual Kicked Three Field Goals:**

IU: Western Kentucky, Charles Campbell (4), 9/17/22
Opp: Western Kentucky, Brayden Narveson (3), 9/17/22

An Individual Made Four Field Goals:

IU: Western Kentucky, Charles Campbell (4), 9/17/22
Opp: vs. Tennessee, Brent Cimaglia (4), 1/2/20

An Individual Kicked A 50-Yard Field Goal:

IU: Western Kentucky, Charles Campbell (51), 9/17/22
Opp: Penn State, Jake Pinegar (50), 11/5/22

DEFENSE**An Individual Made 10 Tackles:**

IU: **Akron, Aaron Casey (13), 9/23/23**
Opp: **Akron, Bryan McCoy (12), 9/23/23**

An Individual Made 15 Tackles:

IU: Wisconsin, Chase Dutra (15), 11/4/17
Opp: at Cincinnati, Ivan Pace Jr. (15), 9/24/22

An Individual Made 20 Tackles:

IU: at Michigan State, Austin Thomas (22), 10/13/07
Opp: at Wisconsin, Nick Greisen (20), 10/6/01

An Individual Had Three Straight Double-Digit Tackle Games:

IU: Cam Jones, 2022
Western Kentucky (13), 9/17/22; at Cincinnati (11), 9/24/22; at Nebraska (11), 10/1/22

An Individual Had Two Fumble Recoveries:

IU: Ball State, Jonathan Crawford (2), 9/13/16

An Individual Had Two Forced Fumbles:

IU: Maryland, Aaron Casey (2), 10/15/16

An Individual Had Two Interceptions:

IU: **Akron, Louis Moore (2), 9/23/23**
Opp: at Iowa, Riley Moss (2), 9/11/21

An Individual Had Three Interceptions:

IU: at Michigan, Greg Yeldell (3), 10/24/98
Opp: Iowa, Grant Steen (3), 10/19/02

An Individual Recorded 2.0 Sacks

IU: **at Michigan, Lanell Carr Jr. (2.0), 10/14/23**
Opp: **at Michigan, Jaylen Harrell (2.0), 10/14/23**

An Individual Recorded 3.0 Sacks

IU: at Penn State, Tegrays Scales (3.0), 9/30/17
Opp: Penn State, Shaka Toney (4.0), 10/20/18

An Individual Recorded 4.0 Sacks

IU: Central Michigan, Matt Mayberry (4.0), 11/1/08
Opp: Penn State, Shaka Toney (4.0), 10/20/18

An Individual Scored On An Interception Return:

IU: **Akron, Louis Moore (22), 9/23/23**
Opp: at Rutgers, Christian Braswell (12), 10/22/22

An Individual Scored On A Fumble Return:

IU: Rutgers, Reakwon Jones (17), 10/12/19
Opp: **Indiana State, Maddix Blackwell (75), 9/8/23**

An Individual Had an Interception and Fumble Recovery:

IU: Western Kentucky, Myles Jackson, 9/17/22

SPECIAL TEAMS**An Individual Scored On A Punt Return:**

IU: Idaho, D.J. Matthews Jr. (81), 9/11/21
Opp: at Maryland, D. Savage (16, blocked), 10/28/17

An Individual Scored On A Kickoff Return:

IU: at Michigan State, Jaylin Lucas (88), 11/19/22
Opp: Cincinnati, Tre Tucker (99), 9/18/21

An Individual Blocked A Punt:

IU: at Maryland, Miles Marshall, 10/30/21
Opp: at Ohio State, Lethan Ransom, 11/12/22

An Individual Blocked A Field Goal:

IU: **at Maryland, Marcus Burris Jr., 9/30/23**
Opp: at Michigan State, Michael Fletcher, 11/19/22

An Individual Blocked An Extra Point:

IU: Penn State, Brandon Wilson, 10/20/18

A Team Blocked Two Punts in the Same Game:

IU: Idaho, 9/11/21

A Team Scored on a Punt Return & Blocked Punt Return in Same Game:

IU: Idaho, 9/11/21
D.J. Matthews Jr. 81-yard punt return; Javon Swinton 4-yard blocked punt return

A Team Scored On A Punt & Interception Return In The Same Game:

IU: Western Michigan, 9/2/06
Chris Phillips 66-yard interception return; Tracy Porter 86-yard punt return

A Team Scored On A Punt & Fumble Return In The Same Game:

IU: Georgia Southern, 9/23/17
Andre Brown Jr. 22-yard fumble return; J-Shun Harris II 70-yard punt return

A Team Recovered an Onside Kick

IU: **vs. Louisville, 9/16/23**
Opp: **Akron, 9/23/23**

MISCELLANEOUS

Beat a Ranked Opponent: at No. 16 Wisconsin, 12/5/20
Indiana 14, Wisconsin 6

Beat a Ranked Opponent On The Road:

at No. 16 Wisconsin, 12/5/20
Indiana 14, Wisconsin 6

Beat a Top 10 Opponent:

No. 8 Penn State, 10/24/20
Indiana 36, Penn State 35 (OT)

Overcame 17-or-more Point Deficit To Win:

11/19/22 at Michigan State
Michigan State led 24-7 at halftime before Indiana went on a 32-7 run for a 39-31 double overtime victory

Scored On Game's First Offensive Play:

Rutgers, 10/12/19
Reakwon Jones 17-yard fumble return

SCORING DRIVES

| Plays | Yds | Time | Result | Qtr. | Scoring Play |
|---------------------------|-----|------|--------|------|--|
| OHIO STATE (1) | | | | | |
| 8 | 43 | 4:03 | FG | 2 | Freeman 42-yard field goal |
| INDIANA STATE (7) | | | | | |
| 4 | 73 | 1:18 | TD | 1 | Lucas 25-yard rush (Freeman kick) |
| 6 | 81 | 2:17 | TD | 1 | Lucas 25-yard rush (Freeman kick) |
| 9 | 71 | 4:38 | TD | 1 | T. Jackson 10-yard rush (Freeman kick) |
| 10 | 42 | 1:39 | FG | 2 | Freeman 28-yard field goal |
| 13 | 93 | 6:03 | TD | 3 | C. Turner 1-yard rush (Radicic kick) |
| 7 | 45 | 4:03 | TD | 4 | Henderson 3-yard rush (Radicic kick) |
| 15 | 74 | 7:07 | TD | 4 | Radicic 21-yard field goal |
| vs. Louisville (2) | | | | | |
| 3 | 54 | 1:14 | TD | 3 | Lucas 30-yard pass from T. Jackson (Freeman kick) |
| 13 | 97 | 7:27 | TD | 3 | Henderson 2-yard rush (Freeman kick) |
| Akron (5) | | | | | |
| 6 | 80 | 3:29 | TD | 1 | C. Turner 6-yard rush (Freeman kick) |
| -- | -- | -- | TD | 3 | Moore 22-yard interception return (Freeman kick) |
| 11 | 72 | 5:08 | FG | 4 | Freeman 19-yard field goal |
| 3 | 25 | -- | TD | OT | Camper 12-yard pass from T. Jackson (Freeman kick) |
| 4 | 4 | -- | FG | 2OT | Freeman 39-yard field goal |
| -- | -- | -- | 2PT | 4OT | D. Carter from T. Jackson |
| at Maryland (3) | | | | | |
| 8 | 32 | 4:31 | FG | 1 | Freeman 25-yard field goal |
| 7 | 47 | 3:30 | TD | 4 | Do. McCulley 11-yard pass from Sorsby (Freeman kick) |
| 13 | 75 | 6:29 | TD | 4 | Coby 16-yard pass from Sorsby (Freeman kick) |
| at Michigan (1) | | | | | |
| 7 | 77 | 2:51 | TD | 1 | J. Lucas 44-yard pass from Do. McCulley (Freeman kick) |

SCORING BREAKDOWN

INDIANA DRIVES

Scoring Drives: 18 scoring drives (14 TD, 5 FG)
Special Teams/Defense: Moore 22-yard interception return - Akron, 9/23.

LONGEST SCORING DRIVES BY:

Plays: 15 INDIANA STATE (9/8)
 13 (3x) Last: at Maryland (9/30)
 11 AKRON (9/23)

Yards: 97 vs. Louisville (9/16)
 93 INDIANA STATE (9/8)
 81 INDIANA STATE (9/8)

Time: 7:27 vs. Louisville (9/16)
 7:07 INDIANA STATE (9/8)
 6:29 at Maryland (9/30)

OPPONENT DRIVES

Scoring Drives: 28 scoring drives (21 TD, 7 FG)
Special Teams/Defense: Blackwell 75-yard fumble return - Indiana State, 9/8.

LONGEST SCORING DRIVES BY:

Plays: 14 OHIO STATE (9/2)
 13 vs. Louisville (9/16)
 11 (4x) Last: at Michigan (10/14), twice

Yards: 88 OHIO STATE (9/2)
 87 at Michigan (10/14)
 85 vs. Louisville (9/16)

Time: 6:26 vs. Louisville (9/16)
 5:54 at Michigan (10/14)
 5:43 at Michigan (10/14)

INDIANA GAME-BY-GAME

| | OSU | ISU | vs. UL | AKRON | at UMD | at MICH | RUT | at PSU | WIS | at ILL | MSU | at PUR |
|------------------------------|----------------|-----------------|----------------|----------------|----------------|----------------|-----|--------|-----|--------|-----|--------|
| First Downs | 10 | 33 | 19 | 15 | 20 | 15 | | | | | | |
| Rushing | 3 | 12 | 3 | 2 | 9 | 9 | | | | | | |
| Passing | 5 | 18 | 13 | 11 | 11 | 6 | | | | | | |
| Penalty | 2 | 3 | 3 | 2 | -- | -- | | | | | | |
| Net Yards Rushing | 71 | 214 | 58 | 92 | 116 | 92 | | | | | | |
| Rushing Attempts | 33 | 42 | 27 | 34 | 37 | 33 | | | | | | |
| Average Per Rush | 2.2 | 5.1 | 2.1 | 2.7 | 3.1 | 2.8 | | | | | | |
| Rushing Touchdowns | -- | 5 | 1 | 1 | -- | -- | | | | | | |
| Yards Gained | 89 | 223 | 79 | 121 | 144 | 128 | | | | | | |
| Yards Lost | 18 | 9 | 21 | 29 | 28 | 36 | | | | | | |
| Net Yards Passing | 82 | 344 | 299 | 190 | 205 | 140 | | | | | | |
| Completions | 9 | 27 | 24 | 11 | 25 | 14 | | | | | | |
| Attempts | 21 | 37 | 34 | 26 | 41 | 29 | | | | | | |
| Interceptions | -- | -- | 1 | 1 | 1 | 2 | | | | | | |
| Yards Per Attempt | 3.9 | 9.3 | 8.8 | 7.3 | 5.0 | 4.8 | | | | | | |
| Yards Per Completion | 9.1 | 12.7 | 12.5 | 17.3 | 8.2 | 10.0 | | | | | | |
| Passing Touchdowns | -- | -- | 1 | 1 | 2 | 1 | | | | | | |
| Total Offensive Yards | 153 | 558 | 357 | 282 | 321 | 232 | | | | | | |
| Plays | 54 | 79 | 61 | 60 | 78 | 62 | | | | | | |
| Yards Per Play | 2.8 | 7.1 | 5.9 | 4.7 | 4.1 | 3.7 | | | | | | |
| Fumbles-Lost | -- | 2-1 | 2-0 | 1-1 | 1-0 | 3-2 | | | | | | |
| Penalties-Yards | 8-75 | 7-60 | 4-20 | 5-50 | 4-30 | 5-47 | | | | | | |
| Punts-Yards | 6-325 | 2-102 | 5-196 | 7-313 | 5-183 | 4-167 | | | | | | |
| Yards Per Punt | 54.2 | 51.0 | 39.2 | 44.7 | 36.6 | 41.8 | | | | | | |
| Net Yards Per Punt | 48.5 | 41.0 | 37.4 | 39.1 | 29.0 | 32.5 | | | | | | |
| Inside 20 | 1 | -- | 2 | 1 | 1 | 1 | | | | | | |
| 50+ Yard Kicks | 4 | 1 | 1 | 3 | -- | 2 | | | | | | |
| Touchbacks | 1 | 1 | -- | 2 | -- | -- | | | | | | |
| Fair Catch | 2 | -- | 3 | 2 | 1 | 1 | | | | | | |
| Kickoffs-Yards | 2-127 | 8-449 | 2-130 | 4-253 | 4-260 | 2-108 | | | | | | |
| Yards Per Kickoff | 63.5 | 56.1 | 65.0 | 63.2 | 65.0 | 54.0 | | | | | | |
| Net Yards Per Kickoff | 39.5 | 44.6 | 40.0 | 43.2 | 40 | 36.0 | | | | | | |
| Touchbacks | 1 | 3 | 2 | 1 | 4 | -- | | | | | | |
| Fair Catch Yards | -- | 34 | -- | -- | -- | -- | | | | | | |
| Punt Returns | 2 | 2 | -- | 1 | 2 | -- | | | | | | |
| Yards | 51 | (-17) | -- | -- | (-8) | -- | | | | | | |
| Touchdowns | -- | -- | -- | -- | -- | -- | | | | | | |
| Yards Per Return | 25.5 | (-8.5) | -- | -- | -- | -- | | | | | | |
| Kickoff Returns | 3 | 2 | -- | 3 | 2 | 3 | | | | | | |
| Yards | 38 | 39 | -- | 39 | 79 | 50 | | | | | | |
| Touchdowns | -- | -- | -- | -- | -- | -- | | | | | | |
| Yards Per Return | 12.7 | 19.5 | -- | 13.0 | 39.5 | 16.7 | | | | | | |
| Interceptions | 1 | 1 | 1 | 3 | -- | -- | | | | | | |
| Yards | 11 | -- | -- | 66 | -- | -- | | | | | | |
| Touchdowns | -- | -- | -- | 1 | -- | -- | | | | | | |
| Fumble Recoveries | -- | -- | -- | -- | -- | -- | | | | | | |
| Returns-Yards | -- | -- | -- | -- | -- | -- | | | | | | |
| Touchdowns | -- | -- | -- | -- | -- | -- | | | | | | |
| Miscellaneous Yards | -- | -- | -- | -- | 36 | -- | | | | | | |
| Possession Times | 28:05 | 36:49 | 31:12 | 25:36 | 38:04 | 27:13 | | | | | | |
| 1st Quarter | 7:22 | 8:32 | 10:18 | 6:43 | 8:35 | 9:44 | | | | | | |
| 2nd Quarter | 7:26 | 8:31 | 5:51 | 6:43 | 12:16 | 4:21 | | | | | | |
| 3rd Quarter | 4:52 | 8:15 | 10:14 | 3:06 | 7:14 | 6:55 | | | | | | |
| 4th Quarter | 8:25 | 11:31 | 4:49 | 9:04 | 9:59 | 6:13 | | | | | | |
| 3rd-Down Conversions | 5-of-15 | 13-of-16 | 5-of-13 | 3-of-14 | 5-of-17 | 6-of-15 | | | | | | |
| 4th-Down Conversions | 1-of-3 | -- | 0-of-2 | 0-of-2 | 3-of-6 | 1-of-3 | | | | | | |
| Red Zone Scoring | -- | 5-5 | 1-2 | 3-4 | 3-4 | 0-1 | | | | | | |
| Touchdowns | -- | 3 | 1 | 2 | 2 | -- | | | | | | |
| Field Goals | -- | 2 | -- | 1 | 1 | -- | | | | | | |
| Sacks By-Yards | -- | 4-16 | 2-13 | 2-12 | -- | 4-23 | | | | | | |
| PAT Kicks | -- | 5-5 | 2-2 | 3-3 | 2-2 | 1-1 | | | | | | |
| Field Goals | 1-1 | 2-2 | -- | 2-2 | 1-1 | -- | | | | | | |
| Total Points | 3 | 41 | 14 | 29 | 17 | 7 | | | | | | |
| Touchdowns Rushing | -- | 5 | 1 | 1 | -- | -- | | | | | | |
| Touchdowns Passing | -- | -- | 1 | 1 | 2 | 1 | | | | | | |
| Touchdown Returns | -- | -- | -- | -- | -- | -- | | | | | | |
| Other Touchdowns | -- | -- | -- | 1 | -- | -- | | | | | | |
| Safeties | -- | -- | -- | -- | -- | -- | | | | | | |
| Kick PAT-Attempts | -- | 5-5 | 2-2 | 3-3 | 2-2 | 1-1 | | | | | | |
| 2pt PAT-Attempts | -- | -- | -- | 1-2 | -- | -- | | | | | | |
| Field Goals-Attempts | 1-1 | 2-2 | -- | 3-3 | 1-1 | -- | | | | | | |
| Points Off Turnovers | 3 | -- | 7 | 7 | -- | -- | | | | | | |

OPPONENT GAME-BY-GAME

| | OSU | ISU | vs. UL | AKRON | at UMD | at MICH | RUT | at PSU | WIS | at ILL | MSU | at PUR |
|------------------------------|----------------|----------------|----------------|----------------|----------------|----------------|-----|--------|-----|--------|-----|--------|
| First Downs | 21 | 8 | 19 | 23 | 20 | 23 | | | | | | |
| Rushing | 8 | 6 | 9 | 14 | 7 | 9 | | | | | | |
| Passing | 11 | 1 | 10 | 7 | 13 | 13 | | | | | | |
| Penalty | 2 | 1 | -- | 2 | -- | 1 | | | | | | |
| Net Yards Rushing | 143 | 72 | 184 | 263 | 120 | 163 | | | | | | |
| Rushing Attempts | 31 | 32 | 39 | 40 | 23 | 42 | | | | | | |
| Average Per Rush | 4.6 | 2.2 | 4.7 | 6.6 | 5.2 | 3.9 | | | | | | |
| Rushing Touchdowns | 2 | -- | 2 | 3 | 1 | 3 | | | | | | |
| Yards Gained | 154 | 96 | 207 | 283 | 138 | 190 | | | | | | |
| Yards Lost | 11 | 24 | 23 | 20 | 18 | 27 | | | | | | |
| Net Yards Passing | 237 | 21 | 238 | 204 | 352 | 244 | | | | | | |
| Completions | 21 | 3 | 13 | 25 | 23 | 19 | | | | | | |
| Attempts | 36 | 11 | 23 | 43 | 34 | 22 | | | | | | |
| Interceptions | 1 | 1 | 1 | 3 | -- | -- | | | | | | |
| Yards Per Attempt | 6.6 | 1.9 | 10.3 | 4.7 | 10.4 | 11.1 | | | | | | |
| Yards Per Completion | 11.3 | 7.0 | 18.3 | 8.2 | 14.7 | 12.8 | | | | | | |
| Passing Touchdowns | -- | -- | 1 | -- | 5 | 4 | | | | | | |
| Total Offensive Yards | 380 | 93 | 422 | 467 | 472 | 407 | | | | | | |
| Plays | 67 | 43 | 62 | 83 | 57 | 64 | | | | | | |
| Yards Per Play | 5.7 | 2.2 | 6.8 | 5.6 | 8.3 | 6.4 | | | | | | |
| Fumbles-Lost | -- | -- | -- | -- | 1-0 | 2-0 | | | | | | |
| Penalties-Yards | 5-41 | 8-65 | 6-50 | 10-98 | 4-14 | 2-20 | | | | | | |
| Punts-Yards | 4-183 | 8-311 | 3-89 | 5-218 | 3-133 | 2-72 | | | | | | |
| Yards Per Punt | 45.8 | 38.9 | 29.7 | 43.6 | 44.3 | 36.0 | | | | | | |
| Net Yards Per Punt | 33.0 | 41.0 | 29.7 | 43.6 | 47 | 36.0 | | | | | | |
| Inside 20 | -- | 1 | 2 | 1 | 3 | -- | | | | | | |
| 50+ Yard Kicks | 2 | 1 | -- | -- | -- | -- | | | | | | |
| Touchbacks | -- | -- | -- | -- | -- | -- | | | | | | |
| Fair Catch | 1 | 5 | 1 | 3 | -- | 1 | | | | | | |
| Kickoffs-Yards | 6-388 | 2-109 | 4-260 | 4-189 | 8-515 | 9-579 | | | | | | |
| Yards Per Kickoff | 64.7 | 54.5 | 65.0 | 47.2 | 64.4 | 64.3 | | | | | | |
| Net Yards Per Kickoff | 45.8 | 35.0 | 40.0 | 31.2 | 35.8 | 42.1 | | | | | | |
| Touchbacks | 3 | -- | 4 | 1 | 6 | 6 | | | | | | |
| Fair Catch Yards | -- | -- | -- | -- | -- | -- | | | | | | |
| Punt Returns | 2 | 1 | 2 | 1 | 1 | 2 | | | | | | |
| Yards | 14 | -- | 9 | (-1) | 23 | 37 | | | | | | |
| Touchdowns | -- | -- | -- | -- | -- | -- | | | | | | |
| Yards Per Return | 7.0 | -- | 4.5 | (-1.0) | 23.0 | 18.5 | | | | | | |
| Kickoff Returns | 1 | 1 | -- | 3 | -- | 2 | | | | | | |
| Yards | 23 | 17 | -- | 55 | -- | 36 | | | | | | |
| Touchdowns | -- | -- | -- | -- | -- | -- | | | | | | |
| Yards Per Return | 23.0 | -- | -- | 18.3 | -- | 18.0 | | | | | | |
| Interceptions | -- | -- | 1 | 1 | 1 | 1 | | | | | | |
| Yards | -- | -- | -- | 25 | -- | 12 | | | | | | |
| Touchdowns | -- | -- | -- | -- | -- | -- | | | | | | |
| Fumble Recoveries | -- | 1 | -- | -- | -- | 1 | | | | | | |
| Returns-Yards | -- | 75 | -- | -- | -- | 12 | | | | | | |
| Touchdowns | -- | 1 | -- | -- | -- | -- | | | | | | |
| Miscellaneous Yards | -- | -- | -- | -- | -- | -- | | | | | | |
| Possession Times | 31:55 | 23:11 | 28:48 | 34:24 | 21:56 | 32:47 | | | | | | |
| 1st Quarter | 7:38 | 6:28 | 4:42 | 8:17 | 6:25 | 5:16 | | | | | | |
| 2nd Quarter | 7:34 | 6:29 | 9:09 | 8:17 | 2:44 | 10:39 | | | | | | |
| 3rd Quarter | 10:08 | 6:45 | 4:46 | 11:54 | 7:46 | 8:05 | | | | | | |
| 4th Quarter | 6:35 | 3:29 | 10:11 | 5:56 | 5:01 | 8:47 | | | | | | |
| 3rd-Down Conversions | 2-of-12 | 2-of-10 | 6-of-11 | 5-of-15 | 5-of-11 | 6-of-11 | | | | | | |
| 4th-Down Conversions | 2-of-3 | 0-of-1 | -- | 0-of-2 | 1-of-1 | 2-of-2 | | | | | | |
| Red Zone Scoring | 4-4 | 0-1 | 1-2 | 4-4 | 5-5 | 7-7 | | | | | | |
| Touchdowns | 2 | -- | 1 | 2 | 5 | 6 | | | | | | |
| Field Goals | 2 | -- | -- | 2 | -- | 1 | | | | | | |
| Sacks By-Yards | 1-5 | 1-1 | -- | 3-21 | 3-24 | 4-30 | | | | | | |
| PAT Kicks | 2-2 | 1-1 | 3-3 | 3-3 | 5-6 | 7-7 | | | | | | |
| Field Goals | 3-3 | -- | 0-1 | 2-3 | 1-2 | 1-1 | | | | | | |
| Total Points | 23 | 7 | 21 | 27 | 44 | 52 | | | | | | |
| Touchdowns Rushing | 2 | -- | 2 | 3 | 1 | 3 | | | | | | |
| Touchdowns Passing | -- | -- | 1 | -- | 5 | 4 | | | | | | |
| Touchdown Returns | -- | -- | -- | -- | -- | -- | | | | | | |
| Other Touchdowns | -- | 1 | -- | -- | -- | -- | | | | | | |
| Safeties | -- | -- | -- | -- | -- | -- | | | | | | |
| Kick PAT-Attempts | 2-2 | 1-1 | 3-3 | 3-3 | 5-6 | 7-7 | | | | | | |
| 2pt PAT-Attempts | -- | -- | -- | 0-2 | -- | -- | | | | | | |
| Field Goals-Attempts | 3-3 | -- | -- | 2-3 | 1-2 | 1-1 | | | | | | |
| Points Off Turnovers | -- | 7 | 7 | 3 | -- | 7 | | | | | | |

INDIVIDUAL GAME-BY-GAME

RUSHING

| (ATT-YDS/TD) | Total | OSU | ISU | vs. UL | AKRON | at UMD | at MICH | RUT | at PSU | WIS | at ILL | MSU | at PUR |
|-------------------|------------|----------|----------|-----------|-----------|-----------|-----------|-----|--------|-----|--------|-----|--------|
| Carter, DeQuece | 1-1/0 | 1-1/0 | -- | -- | -- | -- | -- | -- | | | | | |
| Henderson, Josh | 22-91/2 | 3-5/0 | 12-60/1 | 7-26/1 | INJ | INJ | INJ | | | | | | |
| Holloman, David | 6-18/0 | DNP | 1-(-1)/0 | -- | -- | 2-13/0 | 3-6/0 | | | | | | |
| Howland, Trent | 13-71/0 | 1-4/0 | 4-19/0 | DNP | -- | 3-13/0 | 5-35/0 | | | | | | |
| Jackson, Tayven | 28-(-21)/1 | 3-11/0 | 6-9/1 | 8-11/0 | 6-(-19)/0 | 4-(-22)/0 | 1-(-11)/0 | | | | | | |
| Lucas, Jaylin | 51-218/2 | 11-24/0 | 10-88/2 | 8-29/0 | 13-43/0 | 7-28/0 | 2-6/0 | | | | | | |
| McCulley, Doaven | 2-1/0 | -- | -- | -- | 2-1/0 | -- | -- | | | | | | |
| Sorsby, Brendan | 30-81/0 | 6-(-2)/0 | 6-28/0 | DNP | DNP | 5-25/0 | 13-30/0 | | | | | | |
| Perry, Kamryn | 2-(-6)/0 | -- | -- | 1-(-4)/0 | -- | 1-(-2)/0 | -- | | | | | | |
| TEAM | 3-(-15)/0 | 1-(-1)/0 | -- | 1-(-13)/0 | -- | -- | 1-(-1)/0 | | | | | | |
| Turner, Christian | 48-201/2 | 7-29/0 | 3-11/1 | 2-9/0 | 13-67/1 | 15-58/0 | 8-27/0 | | | | | | |

RECEIVING

| (ATT-YDS/TD) | Total | OSU | ISU | vs. UL | AKRON | at UMD | at MICH | RUT | at PSU | WIS | at ILL | MSU | at PUR |
|--------------------|----------|--------|---------|---------|---------|--------|---------|-----|--------|-----|--------|-----|--------|
| Archer, Bradley | 5-69/0 | -- | 1-12/0 | 2-38/0 | 1-9/0 | INJ | 1-10/0 | | | | | | |
| Bomba, James | 4-37/0 | -- | 2-16/0 | 1-15/0 | DNP | 1-6/0 | -- | | | | | | |
| Camper, Cam | 16-278/1 | 3-35/0 | 3-37/0 | 3-74/0 | 4-103/1 | -- | 3-29/0 | | | | | | |
| Carter, DeQuece | 7-88/0 | 1-16/0 | 2-16/0 | -- | 1-20/0 | 2-31/0 | 1-5/0 | | | | | | |
| Coby, Andison | 2-18/1 | 1-2/0 | -- | -- | -- | 1-16/1 | -- | | | | | | |
| Cooper Jr., Omar | 13-168/0 | -- | 7-101/0 | 1-8/0 | -- | 3-35/0 | 2-24/0 | | | | | | |
| Henderson, Josh | 6-88/0 | 1-3/0 | 3-55/0 | 2-30/0 | INJ | INJ | INJ | | | | | | |
| Lucas, Jaylin | 24-196/2 | 1-1/0 | 4-39/0 | 10-98/1 | -- | 4-2/0 | 5-56/1 | | | | | | |
| McCulley, Doaven | 20-224/1 | 1-6/0 | 4-58/0 | 4-39/0 | 3-26/0 | 6-79/1 | 2-16/0 | | | | | | |
| Perry, Kamryn | 3-22/0 | -- | -- | -- | -- | 3-22/0 | -- | | | | | | |
| Turner, Christian | 3--3/0 | -- | -- | 1--3/0 | -- | 2-0/0 | -- | | | | | | |
| Walker, Trey | 5-46/0 | DNP | -- | -- | 2-32/0 | 3-14/0 | -- | | | | | | |
| Williams Jr., E.J. | 2-29/0 | 1-19/0 | 1-10/0 | INJ | INJ | INJ | INJ | | | | | | |

PASSING

Jackson, Tayven

| | C-A-I | Pct. | Yards | TD | Long | Sack-Yards | Efficiency |
|----------------|---------|------|-------|----|------|------------|------------|
| OHIO STATE | 1-5-0 | 20.0 | 24 | -- | 24 | -- | 60.32 |
| INDIANA STATE | 18-21-0 | 85.7 | 236 | -- | 25 | 1-1 | 180.11 |
| vs. Louisville | 24-34-1 | 70.6 | 299 | 1 | 41 | -- | 148.28 |
| AKRON | 11-26-1 | 42.3 | 190 | 1 | 40 | 3-21 | 108.69 |
| at Maryland | 17-29-1 | 58.6 | 113 | -- | 22 | 3-24 | 84.46 |
| at Michigan | 7-13-2 | 53.8 | 52 | -- | 15 | 1-11 | 56.68 |
| RUTGERS | | | | | | | |
| at Penn State | | | | | | | |
| WISCONSIN | | | | | | | |
| at Illinois | | | | | | | |
| MICHIGAN STATE | | | | | | | |
| at Purdue | | | | | | | |

Sorsby, Brendan

| | C-A-I | Pct. | Yards | TD | Long | Sack-Yards | Efficiency |
|----------------|--------|------|-------|----|------|------------|------------|
| OHIO STATE | 8-15-0 | 53.3 | 58 | -- | 19 | 1-5 | 85.81 |
| INDIANA STATE | 9-16-0 | 56.2 | 108 | -- | 31 | -- | 112.95 |
| vs. Louisville | | | | | | | -DNP- |
| AKRON | | | | | | | -DNP- |
| at Maryland | 7-11-0 | 63.6 | 84 | 2 | 26 | -- | 187.78 |
| at Michigan | 6-15-0 | 40.0 | 44 | -- | 17 | 3-19 | 64.64 |
| RUTGERS | | | | | | | |
| at Penn State | | | | | | | |
| WISCONSIN | | | | | | | |
| at Illinois | | | | | | | |
| MICHIGAN STATE | | | | | | | |
| at Purdue | | | | | | | |

McCulley, Donaven - 1-of-1, 44 yards, 1 TD.

KICKING & PUNTING

KICKOFFS

| Season | KO | Total Yards | Kick Avg. | TB | OB | Returns | Rtn. Yds. | Yds./Rtn. |
|---------------------|----|-------------|-----------|----|----|---------|-----------|-----------|
| Freeman, Chris | 20 | 1226 | 61.3 | 11 | 1 | -- | -- | -- |
| Quintero, Alejandro | 2 | 101 | 50.5 | -- | 1 | -- | -- | -- |
| TEAM | -- | -- | -- | -- | -- | 7 | 131 | 18.7 |

| Season | KO | Total Yards | TB | OB | Kick Avg. | Returns | Rtn. Yds. | Yds./Rtn. |
|----------------|----|-------------|----|----|-----------|---------|-----------|-----------|
| OHIO STATE | 2 | 127 | 1 | -- | 63.5 | 1 | 23 | 23.0 |
| INDIANA STATE | 8 | 449 | 3 | 2 | 56.1 | 1 | 17 | 17.0 |
| vs. Louisville | 2 | 130 | 2 | -- | 65.0 | -- | -- | -- |
| AKRON | 4 | 253 | 1 | -- | 63.2 | 3 | 55 | 18.3 |
| at Maryland | 4 | 260 | 4 | 0 | 65.0 | -- | -- | -- |
| at Michigan | 2 | 108 | | | 54.0 | 2 | 36 | 18.0 |
| RUTGERS | | | | | | | | |
| at Penn State | | | | | | | | |
| WISCONSIN | | | | | | | | |
| at Illinois | | | | | | | | |
| MICHIGAN STATE | | | | | | | | |
| at Purdue | | | | | | | | |

PUNTING

| Season | No. | Total Yds | Avg. | Long | TB | FC | 50+ | I20 | Blk |
|--------------|-----|-----------|------|------|----|----|-----|-----|-----|
| Evans, James | 29 | 1,286 | 44.3 | 60 | 4 | 8 | 11 | 6 | -- |

| Game | No. | Total Yds | Avg. | Long | TB | FC | 50+ | I20 | Blk |
|----------------|-----|-----------|------|------|----|----|-----|-----|-----|
| OHIO STATE | 6 | 325 | 54.2 | 60 | 1 | 2 | 1 | 4 | -- |
| INDIANA STATE | 2 | 102 | 51.0 | 56 | 1 | -- | 1 | -- | -- |
| vs. Louisville | 5 | 196 | 39.2 | 52 | -- | 2 | 1 | 2 | -- |
| AKRON | 7 | 313 | 44.7 | 53 | 2 | 2 | 1 | 3 | -- |
| at Maryland | 5 | 183 | 36.6 | 41 | -- | 1 | -- | 1 | -- |
| at Michigan | 4 | 167 | 41.8 | 54 | -- | 1 | 2 | 1 | -- |
| RUTGERS | | | | | | | | | |
| at Penn State | | | | | | | | | |
| WISCONSIN | | | | | | | | | |
| at Illinois | | | | | | | | | |
| MICHIGAN STATE | | | | | | | | | |
| at Purdue | | | | | | | | | |

INDIVIDUAL GAME-BY-GAME

| TACKLES | | | | | | | | | | | | | | |
|----------------------|-------|-------|-----|-----|--------|-------|--------|---------|-----|--------|-----|--------|-----|--------|
| (UT-AT) | UT-AT | Total | OSU | ISU | vs. UL | AKRON | at UMD | at MICH | RUT | at PSU | WIS | at ILL | MSU | at PUR |
| Bedford, Matthew | 1-1 | 2 | - | - | - | 1-0 | - | 0-1 | | | | | | |
| Benson, Kahlil | 1-0 | 1 | - | - | - | - | - | 1-0 | | | | | | |
| Bliidi, Philip | 4-11 | 15 | 0-1 | 0-1 | 1-1 | 2-4 | 0-2 | 1-2 | | | | | | |
| Bomba, James | 0-1 | 1 | - | - | - | INJ | - | 0-1 | | | | | | |
| Bonds, Bryson | 3-0 | 3 | 2-0 | INJ | - | - | - | 1-0 | | | | | | |
| Burris Jr., Marcus | 4-2 | 6 | 0-1 | 1-0 | - | - | 1-1 | 2-0 | | | | | | |
| Carr Jr., Lanell | 8-7 | 15 | 0-3 | 2-2 | 1-0 | 2-1 | - | 3-1 | | | | | | |
| Carter, Andre | 11-11 | 22 | 2-2 | 3-1 | 1-3 | 3-1 | 2-2 | 0-2 | | | | | | |
| Casey, Aaron | 35-15 | 50 | 9-2 | 4-3 | 5-5 | 10-3 | 2-0 | 5-2 | | | | | | |
| Cox, LeDarrius | 4-1 | 5 | - | - | 1-0 | 1-0 | 1-0 | 1-1 | | | | | | |
| Dunnam, Phillip | 28-10 | 38 | 3-3 | 7-1 | 6-1 | 3-5 | 6-0 | 3-0 | | | | | | |
| Evans, James | 1-0 | 1 | - | - | - | - | - | 1-0 | | | | | | |
| Ferrell, Amare | 2-0 | 2 | 1-0 | - | - | 1-0 | - | - | | | | | | |
| Grier, Jordan | 9-1 | 10 | 2-0 | 1-0 | - | 2-1 | 3-0 | 1-0 | | | | | | |
| Harrison, Robby | 1-2 | 3 | DNP | - | DNP | DNP | - | 1-2 | | | | | | |
| Hohlt, Matt | 1-4 | 5 | 1-1 | 0-1 | - | 0-1 | - | 0-1 | | | | | | |
| Jackson, Myles | 8-5 | 13 | 0-2 | 1-2 | 2-0 | 1-1 | - | 4-0 | | | | | | |
| James, Nick | 0-1 | 1 | - | - | - | 0-1 | - | - | | | | | | |
| Johnson, Jamier | 3-1 | 4 | 1-1 | INJ | 2-0 | INJ | INJ | INJ | | | | | | |
| Johnson, JoJo | 0-2 | 2 | - | - | 0-1 | 0-1 | - | - | | | | | | |
| Jones, Anthony | 3-1 | 4 | - | - | - | - | 1-1 | 2-0 | | | | | | |
| Katic, Mike | 1-0 | 1 | - | - | - | - | - | 1-0 | | | | | | |
| Lucas Jr., Patrick | 3-4 | 7 | - | - | 1-1 | - | 2-1 | 0-2 | | | | | | |
| Mangum-Farrar, Jacob | 14-15 | 29 | 3-2 | 1-2 | 3-4 | 4-4 | 1-0 | 2-3 | | | | | | |
| Minor, Kobe | 11-4 | 15 | 4-2 | INJ | 1-1 | 2-1 | 2-0 | 2-0 | | | | | | |
| Monds III, James | 1-2 | 3 | - | 0-2 | - | 1-0 | - | - | | | | | | |
| Moore, Louis | 25-7 | 32 | 6-0 | 1-3 | 7-2 | 3-2 | 1-0 | 7-0 | | | | | | |
| Pierre, Noah | 16-6 | 22 | 0-1 | - | 4-2 | 5-2 | 6-1 | 1-0 | | | | | | |
| Rudolph, Joshua | 5-3 | 8 | - | 1-0 | - | 1-0 | 1-1 | 2-2 | | | | | | |
| Sanguinetti, Josh | 4-3 | 7 | 2-1 | 0-1 | - | 0-1 | - | 2-0 | | | | | | |
| Schott, Jackson | 0-1 | 1 | - | - | - | 0-1 | INJ | - | | | | | | |
| Sneed Jr., Venson | 1-1 | 2 | - | 1-0 | - | - | - | 0-1 | | | | | | |
| Sharpe, Jamari | 8-2 | 10 | - | 1-0 | 1-2 | 3-0 | 1-0 | 2-0 | | | | | | |
| Stewart, Race | 1-0 | 1 | DNP | 1-0 | DNP | DNP | DNP | DNP | | | | | | |
| Toomer, Nicolas | 8-1 | 9 | 5-0 | 0-1 | INJ | INJ | 1-0 | 2-0 | | | | | | |
| Turner, Kaiden | 1-0 | 1 | DNP | DNP | DNP | DNP | - | 1-0 | | | | | | |
| Wracher, Sean | 1-1 | 2 | - | - | 0-1 | - | 1-0 | - | | | | | | |

| TFL & SACKS | | | | | | | | | | | | | | |
|----------------------|---------|-----------|-----------|-----------|---------|-----------|-----|--------|-----|--------|-----|--------|--|--|
| TFL (Sacks) | OSU | ISU | vs. UL | AKRON | at UMD | at MICH | RUT | at PSU | WIS | at ILL | MSU | at PUR | | |
| Bliidi, Philip | -- | 0.5 (-) | -- | 0.5 (-) | -- | -- | | | | | | | | |
| Burris Jr., Marcus | -- | 1.0 (1.0) | -- | -- | -- | -- | | | | | | | | |
| Carr Jr., Lanell | -- | 1.5 (1.0) | -- | -- | -- | 2.0 (2.0) | | | | | | | | |
| Carter, Andre | 2.0 (-) | 2.0 (1.0) | -- | -- | 1.0 (-) | -- | | | | | | | | |
| Casey, Aaron | 1.0 (-) | -- | 3.0 (2.0) | 1.0 (1.0) | 1.0 (-) | 2.0 (1.0) | | | | | | | | |
| Cox, LeDarrius | -- | -- | -- | 1.0 (-) | 1.0 (-) | -- | | | | | | | | |
| Dunnam, Phillip | -- | -- | -- | 0.5 (-) | -- | -- | | | | | | | | |
| Ferrell, Amare | 1.0 (-) | - | -- | 1.0 (-) | -- | -- | | | | | | | | |
| Jackson, Myles | -- | -- | -- | -- | -- | 1.0 (1.0) | | | | | | | | |
| Lucas Jr., Patrick | -- | -- | -- | -- | -- | 0.5 (-) | | | | | | | | |
| Mangum-Farrar, Jacob | -- | -- | -- | 1.0 (-) | -- | -- | | | | | | | | |
| Pierre, Noah | 0.5 (-) | -- | -- | 1.0 (1.0) | -- | -- | | | | | | | | |
| Rudolph, Joshua | -- | 1.0 (-) | -- | -- | -- | 0.5 (-) | | | | | | | | |
| Sanguinetti, Josh | 0.5 (-) | -- | -- | -- | -- | -- | | | | | | | | |
| Sharpe, Jamari | -- | -- | 1.0 (-) | -- | -- | -- | | | | | | | | |
| Stewart, Race | DNP | 1.0 (1.0) | DNP | DNP | DNP | DNP | | | | | | | | |

INDIVIDUAL GAME-BY-GAME

ALL-PURPOSE YARDS

| | Total | OSU | ISU | vs. UL | AKRON | at UMD | at MICH | RUT | at PSU | WIS | at ILL | MSU | at PUR |
|--------------------|-------|------|------|--------|-------|--------|---------|-----|--------|-----|--------|-----|--------|
| Archer, Bradley | 69 | - | 12 | 38 | 9 | INJ | 10 | | | | | | |
| Bomba, James | 37 | - | 16 | 15 | INJ | 6 | - | | | | | | |
| Camper, Cam | 278 | 35 | 37 | 74 | 103 | - | 29 | | | | | | |
| Carter, DeQuece | 91 | 17 | 16 | - | 22 | 31 | 5 | | | | | | |
| Coby, Anderson | 18 | 2 | - | - | - | 16 | - | | | | | | |
| Cooper Jr., Omar | 168 | - | 101 | 8 | - | 35 | 24 | | | | | | |
| Dunnam, Phillip | 28 | 11 | - | - | 17 | - | - | | | | | | |
| Henderson, Josh | 191 | 8 | 127 | 56 | INJ | INJ | INJ | | | | | | |
| Holloman, David | 36 | DNP | (-1) | - | - | 13 | 24 | | | | | | |
| Howland, Trent | 71 | 4 | 19 | DNP | - | 13 | 35 | | | | | | |
| Jackson, Tayven | (-21) | 11 | 9 | 11 | (-19) | (-22) | (-11) | | | | | | |
| Lucas, Jaylin | 656 | 114 | 137 | 127 | 80 | 104 | 94 | | | | | | |
| McCulley, Doaven | 225 | 6 | 58 | 39 | 27 | 79 | 16 | | | | | | |
| Moore, Louis | 49 | - | - | - | 49 | - | - | | | | | | |
| Perry, Kamryn | 16 | - | - | (-4) | - | 20 | - | | | | | | |
| Sorsby, Brendan | 81 | (-2) | 28 | DNP | DNP | 25 | 30 | | | | | | |
| TEAM | (-15) | (-1) | - | (-13) | - | - | (-1) | | | | | | |
| Turner, Christian | 198 | 29 | 11 | 6 | 67 | 58 | 27 | | | | | | |
| Walker, Trey | 46 | DNP | - | - | 32 | 14 | - | | | | | | |
| Williams Jr., E.J. | 29 | 19 | 10 | INJ | INJ | INJ | INJ | | | | | | |

RED ZONE RECAP

INDIANA

| Opponent | Scores/Chances | Result | Pct. |
|----------------|----------------|--|------------|
| OHIO STATE | -- | -- | -- |
| INDIANA STATE | 5/5 | 5 TD | 100% |
| vs. Louisville | 1/2 | 1 TD, 1 Downs | 50% |
| AKRON | 3/4 | 2 TD, 1 FG, 1 Downs | 75% |
| at Maryland | 3/4 | 2 TD, 1 FG, 1 Downs | 75% |
| at Michigan | -/1 | Interception | -- |
| RUTGERS | | | |
| at Penn State | | | |
| WISCONSIN | | | |
| at Illinois | | | |
| MICHIGAN STATE | | | |
| at Purdue | | | |
| TOTAL | 12/16 | 10 TD, 2 FG, 3 Downs 1 Interception | 80% |

OPPONENT

| Opponent | Scores/Chances | Result | Pct. |
|----------------|----------------|---|------------|
| OHIO STATE | 4/4 | 2 TD, 2 FG | 100% |
| INDIANA STATE | -/1 | 1 INT | -- |
| vs. Louisville | 1/2 | 1 TD, 1 Missed FG | 50% |
| AKRON | 4/4 | 2 TD, 2 FG | 100% |
| at Maryland | 5/5 | 5 TD | 100% |
| at Michigan | 7/7 | 6 TD, 1 FG | 100% |
| RUTGERS | | | |
| at Penn State | | | |
| WISCONSIN | | | |
| at Illinois | | | |
| MICHIGAN STATE | | | |
| at Purdue | | | |
| TOTAL | 21/23 | 16 TD, 5 FG 1 INT, 1 Missed FG | 91% |

TAKEAWAYS BY GAME

INDIANA (6)

| TYPE | QTR | PLAYER | PLAYS/ 1st | | RESULT |
|------|-----|--------|------------|-------|--------|
| | | | YDS | DOWNS | |

OHIO STATE (1)

| | | | | | |
|--------------|---|------------------|------|---|----|
| Interception | 2 | Dummam of McCord | 8/43 | 2 | FG |
|--------------|---|------------------|------|---|----|

INDIANA STATE (1)

| | | | | | |
|--------------|---|-----------------|------|---|--------|
| Interception | 2 | Toomer of Olaes | 8/55 | 3 | Fumble |
|--------------|---|-----------------|------|---|--------|

vs. Louisville (1)

| | | | | | |
|--------------|---|-------------------|-------|---|----|
| Interception | 3 | Dunnam of Plummer | 13/97 | 6 | TD |
|--------------|---|-------------------|-------|---|----|

AKRON (3)

| | | | | | |
|--------------|---|-----------------|------|----|-------|
| Interception | 1 | Dunnam of Irons | 4/41 | 1 | Punt |
| Interception | 2 | Moore of Irons | 4/3 | -- | Downs |
| Interception | 3 | Moore of Irons | -- | -- | TD |

at Maryland (--)

| | | | | | |
|----|--|--|--|--|--|
| -- | | | | | |
|----|--|--|--|--|--|

at Michigan (--)

| | | | | | |
|----|--|--|--|--|--|
| -- | | | | | |
|----|--|--|--|--|--|

OPPONENT (4)

| TYPE | QTR | PLAYER | PLAYS/ 1st | | RESULT |
|------|-----|--------|------------|-------|--------|
| | | | YDS | DOWNS | |

OHIO STATE (--)

| | | | | | |
|------|--|--|--|--|--|
| None | | | | | |
|------|--|--|--|--|--|

INDIANA STATE (1)

| | | | | | |
|--------|---|--------------------|----|----|----|
| Fumble | 2 | Blackwell of Lucas | -- | -- | TD |
|--------|---|--------------------|----|----|----|

vs. Louisville (1)

| | | | | | |
|--------------|---|---------------------|------|----|----|
| Interception | 1 | Kelly of T. Jackson | 2/85 | -- | TD |
|--------------|---|---------------------|------|----|----|

AKRON (1)

| | | | | | |
|--------------|---|--------------------|------|---|----|
| Interception | 2 | Behm of T. Jackson | 6/17 | 1 | FG |
|--------------|---|--------------------|------|---|----|

at Maryland (1)

| | | | | | |
|--------------|---|---------------------|------|---|-------------|
| Interception | 2 | Gotay of T. Jackson | 2/28 | 1 | End of Half |
|--------------|---|---------------------|------|---|-------------|

at Michigan (3)

| | | | | | |
|--------------|---|-----------------------|------|----|------|
| Interception | 1 | Moore of T. Jackson | 3/3 | -- | Punt |
| Fumble | 3 | Barrett by T. Jackson | 3/5 | -- | FG |
| Fumble | 3 | Graham by Sorsby | 8/51 | 2 | TD |
| Interception | 4 | Sabb of T. Jackson | 9/36 | 2 | TD |

TAKEAWAYS BY PLAYER

FUMBLES

| (#-Lost) | OSU | ISU | vs. UL | AKRON | at UMD | at MICH | RUT | at PSU | WIS | at ILL | MSU | at PUR |
|-----------------|-----|-----|--------|-------|--------|---------|-----|--------|-----|--------|-----|--------|
| Coby, Andison | -- | -- | -- | 1-1 | -- | -- | | | | | | |
| Henderson, Josh | -- | -- | 1-0 | INJ | INJ | INJ | | | | | | |
| Jackson, Tayven | -- | -- | -- | -- | -- | 1-1 | | | | | | |
| Lucas, Jaylin | -- | 2-1 | -- | -- | 1-0 | -- | | | | | | |
| Sorsby, Brendan | -- | -- | DNP | DNP | -- | 2-1 | | | | | | |
| TEAM | -- | -- | 1-0 | -- | -- | -- | | | | | | |

FORCED FUMBLES

| | OSU | ISU | vs. UL | AKRON | at UMD | at MICH | RUT | at PSU | WIS | at ILL | MSU | at PUR |
|----------------|-----|-----|--------|-------|--------|---------|-----|--------|-----|--------|-----|--------|
| Casey, Aaron | -- | -- | -- | -- | -- | 1 | | | | | | |
| Jackson, Myles | -- | -- | -- | -- | -- | 1 | | | | | | |

FUMBLES RECOVERED

| (#-Yards) | OSU | ISU | vs. UL | AKRON | at UMD | at MICH | RUT | at PSU | WIS | at ILL | MSU | at PUR |
|-----------|-----|-----|--------|-------|--------|---------|-----|--------|-----|--------|-----|--------|
| None | | | | | | | | | | | | |

INTERCEPTIONS

| (#-Yards) | OSU | ISU | vs. UL | AKRON | at UMD | at MICH | RUT | at PSU | WIS | at ILL | MSU | at PUR |
|-----------------|------|-----|--------|-------|--------|---------|-----|--------|-----|--------|-----|--------|
| Dunnam, Phillip | 1-11 | -- | 1-0 | 1-17 | -- | -- | | | | | | |
| Moore, Louis | -- | -- | -- | 2-49 | -- | -- | | | | | | |
| Toomer, Nic | -- | 1-0 | INJ | INJ | -- | -- | | | | | | |

LONG PLAY BREAKDOWN

BY YARDAGE

OFFENSE (23)

| Yards | Type | Player(s) | Opponent |
|-------|------|--|----------------|
| 44 | Pass | Lucas, Jaylin from McCulley, Donaven | at Michigan |
| 41 | Pass | Camper, Cam from Jackson, Tayven | vs. Louisville |
| 40 | Pass | Camper, Cam from Jackson, Tayven | Akron |
| 40 | Pass | Camper, Cam from Jackson, Tayven | Akron |
| 31 | Pass | Cooper Jr., Omar from Sorsby, Brendan | Indiana State |
| 30* | Pass | Lucas, Jaylin from Jackson, Tayven | vs. Louisville |
| 26 | Pass | Carter, DeQuece from Sorsby, Brendan | at Maryland |
| 25* | Rush | Lucas, Jaylin | Indiana State |
| 25* | Rush | Lucas, Jaylin | Indiana State |
| 25 | Pass | Cooper Jr., Omar from Jackson, Tayven | Indiana State |
| 24 | Pass | Lucas, Jaylin from Jackson, Tayven | Indiana State |
| 24 | Pass | Archer, Bradley from Jackson, Tayven | vs. Louisville |
| 24 | Pass | Camper, Cam from Jackson, Tayven | Ohio State |
| 24 | Pass | McCulley, Donaven from Jackson, Tayven | vs. Louisville |
| 22 | Pass | McCulley, Donaven from Jackson, Tayven | at Maryland |
| 22 | Pass | Camper, Cam from Jackson, Tayven | vs. Louisville |
| 22 | Pass | Henderson, Josh from Jackson, Tayven | Indiana State |
| 21 | Pass | Camper, Cam from Jackson, Tayven | Indiana State |
| 21 | Pass | Lucas, Jaylin from Jackson, Tayven | vs. Louisville |
| 20 | Pass | Carter, DeQuece from Jackson, Tayven | Akron |
| 20 | Pass | Walker, Trey from Jackson, Tayven | Akron |
| 20 | Rush | Henderson, Josh | Indiana State |
| 20 | Pass | Henderson, Josh from Jackson, Tayven | Indiana State |

DEFENSE (2)

| Yards | Type | Player(s) | Opponent |
|-------|------|--------------|----------|
| 27 | INT | Moore, Louis | Akron |
| 22* | INT | Moore, Louis | Akron |

SPECIAL TEAMS (7)

| Yards | Type | Player(s) | Opponent |
|-------|------|-----------------|-------------|
| 56 | KR | Lucas, Jaylin | at Maryland |
| 54 | FGR | Dunnam, Phillip | at Maryland |
| 34 | KR | Lucas, Jaylin | Akron |
| 29 | PR | Lucas, Jaylin | Ohio St. |
| 27 | KR | Lucas, Jaylin | Indiana St. |
| 23 | KR | Lucas, Jaylin | at Maryland |
| 22 | PR | Lucas, Jaylin | Ohio St. |

* - touchdown scored on play

LONG PLAY BREAKDOWN

LONG PLAYS BY THE NUMBERS

BY YARDAGE

| Yards | No. | TD |
|-------|-----|----|
| 100+ | -- | -- |
| 90-99 | -- | -- |
| 80-89 | -- | -- |
| 70-79 | -- | -- |
| 60-69 | -- | -- |
| 50-59 | 1 | -- |
| 40-49 | 4 | 1 |
| 30-39 | 3 | 1 |
| 20-29 | 24 | 3 |

BY TYPE

| Type | No. | TD |
|----------------|-----------|----------|
| Rushing | 3 | 2 |
| Passing | 20 | 2 |
| Punt returns | 2 | -- |
| Kick returns | 4 | -- |
| Interceptions | 2 | 1 |
| Fumble returns | -- | -- |
| Other | 1 | -- |
| TOTAL | 32 | 5 |

20+ YARD PLAYS BY PLAYER

| Player | No. | TD | Rush | Rec. | KR | PR | IR | FR |
|-------------------|-----------|----------|----------|-----------|----------|----------|----------|----------|
| Lucas, Jaylin | 12 | 4 | 2 | 4 | 4 | 2 | -- | -- |
| Camper, Cam | 6 | -- | -- | 6 | -- | -- | -- | -- |
| Henderson, Josh | 3 | -- | 1 | 2 | -- | -- | -- | -- |
| Moore, Louis | 2 | 1 | -- | -- | -- | -- | 2 | -- |
| McCulley, Donaven | 2 | -- | -- | 2 | -- | -- | -- | -- |
| Cooper Jr., Omar | 2 | -- | -- | 2 | -- | -- | -- | -- |
| Carter, DeQuece | 2 | -- | -- | 2 | -- | -- | -- | -- |
| Dunnam, Phillip | 1 | -- | -- | -- | -- | -- | -- | 1 |
| Archer, Bradley | 1 | -- | -- | 1 | -- | -- | -- | -- |
| Walker, Trey | 1 | -- | -- | 1 | -- | -- | -- | -- |
| TOTAL | 32 | 5 | 3 | 20 | 4 | 2 | 2 | 1 |

LONGEST PLAYS OF THE YEAR

| | | | |
|----------------------------|---|--------------------------------------|---------------------|
| Rushing | | | |
| 25 | * | Lucas, Jaylin | Indiana State (9/8) |
| 25 | * | Lucas, Jaylin | Indiana State (9/8) |
| Rushing Touchdown | | | |
| 25 | * | Lucas, Jaylin | Indiana State (9/8) |
| 25 | * | Lucas, Jaylin | Indiana State (9/8) |
| Passing | | | |
| 44 | * | Lucas, Jaylin from McCulley, Donaven | at Michigan (10/14) |
| Passing Touchdown | | | |
| 44 | * | Lucas, Jaylin from McCulley, Donaven | at Michigan (10/14) |
| Punt Return | | | |
| 29 | | Lucas, Jaylin | Ohio State (9/2) |
| Kick Return | | | |
| 56 | | Lucas, Jaylin | Akron (9/23) |
| Interception Return | | | |
| 29 | | Moore, Louis | at Maryland (9/30) |
| Fumble Return | | | |
| None | | | |
| Field Goal Return | | | |
| 27 | | Dunnam, Phillip | at Maryland (9/30) |
| Punt | | | |
| 60 | | Evans, James | Ohio State (9/2) |
| 60 | | Evans, James | Ohio State (9/2) |
| Field Goal | | | |
| 42 | | Freeman, Chris | Ohio State (9/2) |

INDIANA (32 PLAYS)

| Play | # | Long | Play | Opponent |
|---------|----|------|--------------------------------------|---------------------|
| Passing | 20 | 44* | Lucas, Jaylin from McCulley, Donaven | at Michigan (10/14) |
| KR | 4 | 56 | Lucas, Jaylin | at Maryland (9/30) |
| Rushing | 3 | 25* | Lucas, Jaylin | Indiana State (9/8) |
| PR | 2 | 29 | Lucas, Jaylin | Ohio State (9/1) |
| INT | 2 | 27 | Moore, Louis | Akron (9/23) |
| FGR | 1 | 27 | Dunnam, Phillip | at Maryland (9/30) |

| Opp. | # | Long | Play | Type |
|----------------|----|---------|---------------------------------------|------|
| OHIO STATE | 3 | 29 | Lucas, Jaylin | PR |
| INDIANA STATE | 10 | 31 | Cooper Jr., Omar from Sorsby, Brendan | Pass |
| vs. Louisville | 6 | 41 | Camper, Cam from Jackson, Tayven | Pass |
| AKRON | 7 | 40 (2x) | Camper, Cam from Jackson, Tayven | Pass |
| at Maryland | 5 | 56 | Lucas, Jaylin | KR |
| at Michigan | 1 | 44* | Lucas, Jaylin from McCulley, Donaven | Pass |
| RUTGERS | | | | |
| at Penn State | | | | |
| WISCONSIN | | | | |
| at Illinois | | | | |
| MICHIGAN STATE | | | | |
| at Purdue | | | | |

OPPONENTS (32 PLAYS)

| Play | # | Long | Play | Opponent |
|---------|----|------|-----------------------------------|-----------------------|
| Passing | 16 | 85* | Thrash, Jamari from Plummer, Jack | vs. Louisville (9/16) |
| Rushing | 7 | 71* | Lungard, Lorenzo | Akron (9/23) |
| KR | 3 | 28 | Morgan, Semaj | at Michigan (10/14) |
| INT | 3 | 38 | Moore, Rod | at Michigan (10/14) |
| FR | 1 | 75* | Blackwell, Maddix | Indiana State (9/8) |
| PR | 2 | 27 | Morris, Tyler | at Michigan (10/14) |

| Opp. | # | Long | Play | Type |
|----------------|---|------|--|------|
| OHIO STATE | 4 | 49 | Stover, Cade from McCord, Kyle | Pass |
| INDIANA STATE | 1 | 75* | Blackwell, Maddix | FR |
| vs. Louisville | 4 | 85* | Thrash, Jamari from Plummer, Jack | Pass |
| AKRON | 8 | 71* | Lungard, Lorenzo | Rush |
| at Maryland | 8 | 62 | Jones, Jeshawn from Tagovailoa, Taulia | Pass |
| at Michigan | 7 | 54* | Loveland, Colston from McCarthy, J. J. | Pass |
| RUTGERS | | | | |
| at Penn State | | | | |
| WISCONSIN | | | | |
| at Illinois | | | | |
| MICHIGAN STATE | | | | |
| at Purdue | | | | |

* - touchdown scored on play

CAREER OFFENSIVE LONG PLAYS (20+ YARDS)

#1 • DONAVEN McCULLEY • WR

Receiving

- 48-yard pass from Bazelak; Western Kentucky, 2022
- 24-yard pass from Jackson; vs. Louisville, 2023
- 23-yard pass from Bazelak; Purdue, 2022
- 22-yard pass from Sorsby; at Maryland, 2023

Passing

- 52-yard pass to Fryfogle; at Maryland, 2021
- **44-YARD PASS TO LUCAS; AT MICHIGAN, 2023**
- 46-yard pass to Fryfogle; Rutgers, 2021
- 41-yard pass to Marshall; at Maryland, 2021
- 31-yard pass to Hendershot; at Maryland, 2021
- 31-yard pass to Hendershot; at Maryland, 2021
- 30-yard pass to Fryfogle; Ohio State, 2021
- 23-yard pass to Bazelak; Maryland, 2022
- 20-yard pass to Hendershot; at Michigan, 2021

Rushing

- 24-yard rush; at Michigan, 2021

| Year | Rush | Rec. | Pass | Total |
|---------------|----------|----------|--------------|---------------|
| 2021 | 1 | -- | 7 | 8 |
| 2022 | -- | 2 | 1 | 3 |
| 2023 | -- | 2 | 1 (1) | 3 (1) |
| Career | 1 | 4 | 9 (1) | 14 (1) |

#2 • TAYVEN JACKSON • QB

Passing

- 41-yard pass to Camper; vs. Louisville, 2023
- 40-yard pass to Camper; Akron, 2023
- 40-yard pass to Camper; Akron, 2023
- **30-YARD PASS TO LUCAS; VS. LOUISVILLE, 2023**
- 25-yard pass to Cooper Jr.; Indiana State, 2023
- 24-yard pass to Lucas; Indiana State, 2023
- 24-yard pass to Archer; vs. Louisville, 2023
- 24-yard pass to Camper; Ohio State, 2023
- 24-yard pass to Do. McCulley; vs. Louisville, 2023
- 22-yard pass to Camper; vs. Louisville, 2023
- 22-yard pass to Henderson; Indiana State, 2023
- 21-yard pass to Camper; Indiana State, 2023
- 21-yard pass to Lucas; vs. Louisville, 2023
- 20-yard pass to D. Carter; Akron, 2023
- 20-yard pass to Walker; Akron, 2023
- 20-yard pass to Henderson; Indiana State, 2023

| Year | Rush | Rec. | Pass | Total |
|---------------|------|------|---------------|---------------|
| 2023 | -- | -- | 16 (1) | 16 (1) |
| Career | -- | -- | 16 (1) | 16 (1) |

#3 • OMAR COOPER JR. • WR

Receiving

- 41-yard pass from Sorsby; Indiana State, 2023
- 25-yard pass from Jackson; Indiana State, 2023

| Year | Rush | Rec. | Pass | Total |
|---------------|------|----------|------|----------|
| 2023 | -- | 2 | -- | 2 |
| Career | -- | 2 | -- | 2 |

#4 • DEQUECE CARTER • WR

Receiving

- 26-yard pass from Sorsby; at Maryland, 2023
- 20-yard pass from T. Jackson; Akron, 2023

| Year | Rush | Rec. | Pass | Total |
|-----------|------|----------|------|----------|
| 2023 | -- | 2 | -- | 2 |
| IU | -- | 2 | -- | 2 |

#5 • DEXTER WILLIAMS II • QB

Passing

- 49-yard pass to Coby; at Ohio State, 2022
- 28-yard pass to Holt-Bennett; at Ohio State, 2022
- 24-yard pass to Barner; at Michigan State, 2022

Passing

- **34-YARD RUSH; AT MICHIGAN STATE, 2022**
- 30-yard rush; at Michigan State, 2022

| Year | Rush | Rec. | Pass | Total |
|---------------|--------------|------|----------|--------------|
| 2022 | 2 (1) | -- | 3 | 5 (1) |
| 2023 | -- | -- | -- | -- |
| Career | 2 (1) | -- | 3 | 5 (1) |

#6 • CAM CAMPER • WR

Receiving

- 41-yard pass from Jackson; Louisville, 2023
- 40-yard pass from T. Jackson; Akron, 2023
- 40-yard pass from T. Jackson; Akron, 2023
- 40-yard pass from Bazelak; Illinois, 2022
- 39-yard pass from Bazelak; Illinois, 2022
- 33-yard pass from Bazelak; Michigan, 2022
- 26-yard pass from Bazelak; Western Kentucky, 2022
- 24-yard pass from Jackson; Ohio State, 2023
- 24-yard pass from Bazelak; Maryland, 2022
- 24-yard pass from Bazelak; Maryland, 2022
- 22-yard pass from Jackson; Louisville, 2023
- 21-yard pass from Jackson; Indiana State, 2023
- 20-yard pass from Bazelak; at Cincinnati, 2022

| Year | Rush | Rec. | Pass | Total |
|---------------|------|-----------|------|-----------|
| 2022 | -- | 7 | -- | 7 |
| 2023 | -- | 6 | -- | 6 |
| Career | -- | 13 | -- | 13 |

#10 • ANDISON COBY • WR

Receiving

- 49-yard pass from Williams II; at Ohio State, 2022
- 35-yard pass from Tuttle; Penn State, 2022

| Year | Rush | Rec. | Pass | Total |
|-----------|------|----------|------|----------|
| 2022 | -- | 2 | -- | 2 |
| 2023 | -- | -- | -- | -- |
| IU | -- | 2 | -- | 2 |

#12 • JAYLIN LUCAS • RB

Rushing

- **71-YARD RUSH; PURDUE, 2022**
- 39-yard rush; Michigan, 2022
- 34-yard rush; at Nebraska, 2022
- **25-YARD RUSH; INDIANA STATE, 2023**
- **25-YARD RUSH; INDIANA STATE, 2023**

Receiving

- **40-YARD PASS FROM DO. McCULLEY; AT MICHIGAN, 2023**
- **30-YARD PASS FROM JACKSON; VS. LOUISVILLE, 2023**
- 25-yard pass from Bazelak; at Rutgers, 2022
- 24-yard pass from Jackson; Indiana State, 2023
- 21-yard pass from Jackson; Louisville, 2023

| Year | Rush | Rec. | Pass | Total |
|---------------|--------------|--------------|------|--------------|
| 2022 | 3 (1) | 1 | -- | 4 (1) |
| 2023 | 1 | 4 (2) | -- | 5 (2) |
| Career | 4 (1) | 5 (2) | -- | 9 (3) |

#15 • BRENDAN SORSBY • QB

Passing

- 41-yard pass to Cooper Jr.; Indiana State, 2023
- 26-yard pass to D. Carter; at Maryland, 2023
- 22-yard pass to Do. McCulley; at Maryland, 2023

| Year | Rush | Rec. | Pass | Total |
|---------------|------|------|----------|----------|
| 2023 | -- | -- | 3 | 3 |
| Career | -- | -- | 3 | 3 |

#26 • JOSH HENDERSON • RB

Rushing

- 23-yard rush; Penn State, 2022
- 20-yard rush; Indiana State, 2023

Receiving

- **44-YARD PASS FROM BAZELAK; AT MARYLAND, 2022**
- 32-yard pass from Bazelak; Western Kentucky, 2022
- 24-yard pass from Bazelak; at Nebraska, 2022
- 22-yard pass from Jackson; Indiana State, 2023
- 20-yard pass from Jackson; Indiana State, 2023

| Year | Rush | Rec. | Pass | Total |
|-----------|----------|--------------|------|--------------|
| 2022 | 1 | 3 (1) | -- | 4 (1) |
| 2023 | 1 | 2 | -- | 3 |
| IU | 2 | 5 (1) | - | 7 (1) |

#45 • TREY WALKER • TE

Receiving

- 20-yard pass from T. Jackson; Akron, 2023

| Year | Rush | Rec. | Pass | Total |
|---------------|------|----------|------|----------|
| 2023 | -- | 1 | -- | 1 |
| Career | -- | 1 | -- | 1 |

#82 • BRADLEY ARCHER • TE

Receiving

- 24-yard pass from Jackson; vs. Louisville, 2023

| Year | Rush | Rec. | Pass | Total |
|-----------|------|----------|------|----------|
| 2023 | -- | 1 | -- | 1 |
| IU | -- | 1 | -- | 1 |

(##) - Touchdowns | **BOLD CAPS** indicates touchdown score on play

SEASON SUPERLATIVES

INDIANA INDIVIDUAL

| | | |
|----------------------------|----------|---|
| Rushes | 15 | Turner, Christian; at Maryland (9/30) |
| Yards Rushing | 88 | Lucas, Jaylin; Indiana State (9/8) |
| TD Rushes | 2 | Lucas, Jaylin; Indiana State (9/8) |
| Long Rush | 25 | Lucas, Jaylin; Indiana State (9/8) |
| Pass Attempts | 34 | Jackson, Tayven; vs. Louisville (9/16) |
| Pass Completions | 24 | Jackson, Tayven; vs. Louisville (9/16) |
| Yards Passing | 299 | Jackson, Tayven; vs. Louisville (9/16) |
| TD Passes | 2 | Sorsby, Brendan; at Maryland (9/30) |
| Long Pass | 44 | McCulley, Donaven; at Michigan (10/14) |
| Receptions | 10 | Lucas, Jaylin; vs. Louisville (9/16) |
| Yards Receiving | 103 | Camper, Cam; Akron (9/23) |
| TD Receptions | 1 (5x) | Last: Lucas, Jaylin; at Michigan (10/14) |
| Long Reception | 44 | Lucas, Jaylin; at Michigan (10/14) |
| Field Goals | 2 | Freeman, Chris; Akron (9/23) |
| Long Field Goal | 42 | Freeman, Chris; Ohio State (9/2) |
| Punts | 7 | Evans, James; Akron (9/23) |
| Punting Average | 54.2 | Evans, James; Ohio State (9/2) |
| Long Punt | 60 | Evans, James; Ohio State (9/2) |
| Punts Inside 20 | 2 | Evans, James; vs. Louisville (9/16) |
| Long Punt Return | 29 | Lucas, Jaylin; Ohio State (9/2) |
| Long Kickoff Return | 56 | Lucas, Jaylin; at Maryland (9/30) |
| Tackles | 13 | Casey, Aaron; Akron (9/23) |
| Sacks | 2.0 (2x) | Last: Carr Jr., Lanell; at Michigan (10/14) |
| Tackles For Loss | 3.0 | Casey, Aaron; vs. Louisville (9/16) |
| Interceptions | 2 | Moore, Louis; Akron (9/23) |

OPPONENT INDIVIDUAL

| | | |
|----------------------------|----------|---|
| Rushes | 18 (2x) | Last: Irons, DJ; Akron (9/23) |
| Yards Rushing | 141 | Irons, DJ; Akron (9/23) |
| TD Rushes | 2 (3x) | Last: Corum, Blake; at Michigan (10/14) |
| Long Rush | 34 | Irons, DJ; Akron (9/23) |
| Pass Attempts | 35 | Irons, DJ; Akron (9/23) |
| Pass Completions | 24 | Tagovailoa, Taulia; at Maryland (9/30) |
| Yards Passing | 352 | Tagovailoa, Taulia; at Maryland (9/30) |
| TD Passes | 5 | Tagovailoa, Taulia; at Maryland (9/30) |
| Long Pass | 85 | Plummer, Jack; vs. Louisville (9/16) |
| Receptions | 7 | Tagovailoa, Taulia; at Maryland (9/30) |
| Yards Receiving | 159 | Thrash, Jamari; vs. Louisville (9/16) |
| TD Receptions | 3 | Tagovailoa, Taulia; at Maryland (9/30) |
| Long Reception | 85 | Thrash, Jamari; vs. Louisville (9/16) |
| Field Goals | 3 | Fielding, Jayden; Ohio State (9/2) |
| Long Field Goal | 44 | Howes, Jack; at Maryland (9/30) |
| Punts | 5 | Jackson, Dante; Akron (9/23) |
| Punting Average | 45.8 | Mirco, Jesse; Ohio State (9/2) |
| Long Punt | 56 | Mirco, Jesse; Ohio State (9/2) |
| Punts Inside 20 | 3 | Spangler, Colton; at Maryland (9/30) |
| Long Punt Return | 27 | Morris, Tyler; at Michigan (10/14) |
| Long Kickoff Return | 28 | Morgan, Semaj; at Michigan (10/14) |
| Tackles | 12 (2x) | Last: McCoy, Brian; Akron (9/23) |
| Sacks | 2.0 | Harrell, Jaylen; at Michigan (10/14) |
| Tackles For Loss | 2.0 (5x) | Harrell, Jaylen; at Michigan (10/14) |
| Interceptions | 1 (4x) | Last: Moore, Rod; at Michigan (10/14) |

INDIANA TEAM

| | Highs | Lows |
|--------------------------|----------------------------------|----------------------------------|
| Rushes | 42; Indiana State (9/8) | 27; vs. Louisville (9/16) |
| Yards Rushing | 214; Indiana State (9/8) | 58; vs. Louisville (9/16) |
| Yards Per Rush | 5.1; Indiana State (9/8) | 2.1; vs. Louisville (9/16) |
| TD Rushes | 5; Indiana State (9/8) | 0 (3x); Last at Michigan (10/14) |
| Pass Attempts | 41; at Maryland (9/30) | 21; Ohio State (9/2) |
| Pass Completions | 27; Indiana State (9/8) | 9; Ohio State (9/2) |
| Yards Passing | 344; Indiana State (9/8) | 82; Ohio State (9/2) |
| Yards Per Attempt | 9.3; Indiana State (9/8) | 3.9; Ohio State (9/2) |
| TD Passes | 2; Last at Maryland (9/30) | 0 (2x); Last Indiana State (9/8) |
| Total Plays | 79; Indiana State (9/8) | 54; Ohio State (9/2) |
| Total Offense | 558; Indiana State (9/8) | 153; Ohio State (9/2) |
| Yards Per Play | 7.1; Indiana State (9/8) | 2.8; Ohio State (9/2) |
| Points | 41; Indiana State (9/8) | 3; Ohio State (9/2) |
| Sacks By | 4 (2x); Last at Michigan (10/14) | 0 (2x); Last at Maryland (9/30) |
| First Downs | 33; Indiana State (9/8) | 10; Ohio State (9/2) |
| Penalties | 8; Ohio State (9/2) | 4 (2x); Last at Maryland (9/30) |
| Penalty Yards | 75; Ohio State (9/2) | 20; vs. Louisville (9/16) |
| Turnovers | 4; at Michigan (10/14) | 0; Ohio State (9/2) |
| Interceptions By | 3; Akron (9/23) | 0 (2x); Last at Michigan (10/14) |
| Punts | 7; Akron (9/23) | 2; Indiana State (9/8) |
| Punting Average | 54.2; Ohio State (9/2) | 36.6; at Maryland (9/23) |
| Long Punt | 60; Ohio State (9/2) | -- |
| Punts Inside 20 | 2; vs. Louisville (9/16) | 0; Indiana State (9/8) |
| Long Punt Return | 29; Ohio State (9/2) | -- |

OPPONENT TEAM

| | Highs | Lows |
|--------------------------|-----------------------------------|----------------------------------|
| Rushes | 42; Last at Michigan (10/14) | 23; at Maryland (9/30) |
| Yards Rushing | 263; Akron (9/23) | 72; Indiana State (9/8) |
| Yards Per Rush | 6.6; Akron (9/23) | 2.2; Indiana State (9/8) |
| TD Rushes | 3 (2x); Last at Michigan (10/14) | 0; Indiana State (9/8) |
| Pass Attempts | 43; Akron (9/23) | 11; Indiana State (9/8) |
| Pass Completions | 25; Akron (9/23) | 3; Indiana State (9/8) |
| Yards Passing | 352; at Maryland (9/30) | 21; Indiana State (9/8) |
| Yards Per Attempt | 11.1; at Michigan (10/14) | 1.9; Indiana State (9/8) |
| TD Passes | 5; at Maryland (9/30) | 0 (3x); Last Akron (9/23) |
| Total Plays | 83; Akron (9/23) | 43; Indiana State (9/8) |
| Total Offense | 472; at Maryland (9/30) | 93; Indiana State (9/8) |
| Yards Per Play | 8.3; at Maryland (9/30) | 2.2; Indiana State (9/8) |
| Points | 52; at Michigan (10/14) | 7; Indiana State (9/8) |
| Sacks By | 4; at Michigan (10/14) | 0; vs. Louisville (9/16) |
| First Downs | 23 (2x); Last at Michigan (10/14) | 8; Indiana State (9/8) |
| Penalties | 10; Akron (9/23) | 2; at Michigan (10/14) |
| Penalty Yards | 98; Akron (9/23) | 15; at Maryland (9/30) |
| Turnovers | 3; Akron (9/23) | 0 (2x); Last at Michigan (10/14) |
| Interceptions By | 2; at Michigan (10/14) | 0 (2x); Last Indiana State (9/8) |
| Punts | 8; Indiana State (9/8) | 2; at Michigan (10/14) |
| Punting Average | 45.8; Ohio State (9/2) | 29.7; vs. Louisville (9/16) |
| Long Punt | 56; Ohio State (9/2) | -- |
| Punts Inside 20 | 3; at Maryland (9/30) | 0 (2x); Last at Michigan (10/14) |
| Long Punt Return | 27; at Michigan (10/14) | -- |

STARTERS

OFFENSE % - Started three linebackers | * - Started two running backs | ^ - Started two tight ends

| OPPONENT | LT | LG | C | RG | RT | QB | RB | WR | WR | WR | TE |
|----------------|-------|-------|-----------|---------|--------|-------------|--------|---------------|--------|-------------|--------|
| OHIO STATE | Smith | Katic | Carpenter | Bedford | Benson | Sorsby | Lucas | Bomba^ | Camper | Henderson * | Archer |
| INDIANA STATE | Smith | Katic | Carpenter | Bedford | Benson | Jackson, T. | Lucas | McCulley, Do. | Camper | Carter, D. | Archer |
| vs. Louisville | Smith | Katic | Carpenter | Longman | Benson | Jackson, T. | Lucas | McCulley, Do. | Camper | Henderson * | Bomba |
| AKRON | Smith | Katic | Carpenter | Bedford | Benson | Jackson, T. | Lucas | McCulley, Do. | Camper | Carter, D. | Walker |
| at Maryland | Smith | Katic | Carpenter | Bedford | Benson | Jackson, T. | Turner | McCulley, Do. | Camper | Steinfeldt^ | Walker |
| at Michigan | Smith | Katic | Carpenter | Bedford | Benson | Jackson, T. | Lucas | McCulley, Do. | Camper | Carter, D. | Bomba |
| RUTGERS | | | | | | | | | | | |
| at Penn State | | | | | | | | | | | |
| WISCONSIN | | | | | | | | | | | |
| at Illinois | | | | | | | | | | | |
| MICHIGAN STATE | | | | | | | | | | | |
| at Purdue | | | | | | | | | | | |

DEFENSE

| OPPONENT | DE | DT | DT | BULL | LB | LB | CB | S | Husky | S | CB |
|----------------|------------|------------|-------|-------------|-----------|---------------|-----------|-------|------------|-------------|--------|
| OHIO STATE | Carter, A. | Cox | Blidi | Carr | Casey, A. | Mangum-Farrar | Toomer | Moore | Pierre | Sanguinetti | Sharpe |
| INDIANA STATE | Carter, A. | Cox | Blidi | Jackson, M. | Casey, A. | Mangum-Farrar | Toomer | Moore | Pierre | Dunnam | Sharpe |
| vs. Louisville | Carter, A. | Cox | Blidi | Jackson, M. | Casey, A. | Mangum-Farrar | Minor, K. | Moore | Pierre | Dunnam | Sharpe |
| AKRON | Carter, A. | Cox | Blidi | Carr | Casey, A. | Mangum-Farrar | Minor | Grier | Pierre | Dunnam | Sharpe |
| at Maryland | Carter, A. | Burris Jr. | Blidi | Carr | Casey, A. | Mangum-Farrar | Minor | Grier | Jones, A.% | Dunnam | Sharpe |
| at Michigan | Carter, A. | Burris Jr. | Blidi | Carr | Casey, A. | Mangum-Farrar | Minor | Moore | Jones, A.% | Dunnam | Toomer |
| RUTGERS | | | | | | | | | | | |
| at Penn State | | | | | | | | | | | |
| WISCONSIN | | | | | | | | | | | |
| at Illinois | | | | | | | | | | | |
| MICHIGAN STATE | | | | | | | | | | | |
| at Purdue | | | | | | | | | | | |

GAME LEADERS

| Opponent | Rushing Attempts | Rushing Yards | Receptions | Receiving Yards | All-Purpose Yards | Tackles |
|----------------|------------------------|------------------------|-----------------------|------------------------|---------------------|---------------------|
| OHIO STATE | Lucas, Jaylin - 11 | Turner, Christian - 29 | Camper, Cam - 3 | Camper, Cam - 35 | Lucas, Jaylin - 114 | Casey, Aaron - 11 |
| INDIANA STATE | Henderson, Josh - 12 | Lucas, Jaylin - 88 | Cooper Jr., Omar - 7 | Cooper Jr., Omar - 101 | Lucas, Jaylin - 137 | Dunnam, Phillip - 8 |
| vs. Louisville | Two Tied - 8 | Lucas, Jaylin - 29 | Lucas, Jaylin - 10 | Lucas, Jaylin - 98 | Lucas, Jaylin - 127 | Casey, Aaron - 10 |
| AKRON | Two Tied - 13 | Turner, Christian - 67 | Camper, Cam - 4 | Camper, Cam - 103 | Camper, Cam - 103 | Casey, Aaron - 13 |
| at Maryland | Turner, Christian - 15 | Turner, Christian - 61 | McCulley, Donaven - 6 | McCulley, Donaven - 79 | Lucas, Jaylin - 101 | Pierre, Noah - 6 |
| at Michigan | Sorsby, Brendan - 13 | Howland, Trent - 35 | Lucas, Jaylin - 5 | Lucas, Jaylin - 56 | Lucas, Jaylin - 94 | Two Tied - 7 |
| RUTGERS | | | | | | |
| at Penn State | | | | | | |
| WISCONSIN | | | | | | |
| at Illinois | | | | | | |
| MICHIGAN STATE | | | | | | |
| at Purdue | | | | | | |

PARTICIPATION CHART

| | GP/GS | OSU | ISU | vs. UL | AKRON | at UMD | at MICH | RUT | at PSU | WISC | at ILL | MSU | at PUR |
|----------------------|-------|-----|-----|--------|-------|--------|---------|-----|--------|------|--------|-----|--------|
| Archer, Bradley | 5/2 | ST | ST | P | P | -- | P | | | | | | |
| Bedford, Matthew | 6/5 | ST | ST | P | ST | ST | ST | | | | | | |
| Benson, Kahlil | 6/6 | ST | ST | ST | ST | ST | ST | | | | | | |
| Bliidi, Philip | 6/6 | ST | ST | ST | ST | ST | ST | | | | | | |
| Bomba, James | 5/3 | ST | P | ST | -- | P | ST | | | | | | |
| Bonds, Bryson | 5/- | P | -- | P | P | P | P | | | | | | |
| Burris Jr., Marcus | 6/2 | P | P | P | P | ST | ST | | | | | | |
| Camper, Cam | 6/6 | ST | ST | ST | ST | ST | ST | | | | | | |
| Carpenter, Zach | 6/6 | ST | ST | ST | ST | ST | ST | | | | | | |
| Carr Jr., Lanell | 6/4 | ST | P | P | ST | ST | ST | | | | | | |
| Carter, Andre | 6/6 | ST | ST | ST | ST | ST | ST | | | | | | |
| Carter, DeQuee | 6/3 | P | ST | P | ST | P | ST | | | | | | |
| Casey, Aaron | 6/6 | ST | ST | ST | ST | ST | ST | | | | | | |
| Casey, Jared | 6/- | P | P | P | P | P | P | | | | | | |
| Coby, Andison | 6/- | P | P | P | P | P | P | | | | | | |
| Cooper Jr., Omar | 6/- | P | P | P | P | P | P | | | | | | |
| Cox, LeDarius | 6/4 | ST | ST | ST | ST | P | P | | | | | | |
| Dunnam, Phillip | 6/5 | P | ST | ST | ST | ST | ST | | | | | | |
| Evans, James | 6/- | P | P | P | P | P | P | | | | | | |
| Evans, Mitchell | 1/- | -- | P | -- | -- | -- | -- | | | | | | |
| Ferrell, Amare | 6/- | P | P | P | P | P | P | | | | | | |
| Fiacable, Vincent | 1/- | -- | P | -- | -- | -- | -- | | | | | | |
| Foley, Brody | 5/- | P | P | -- | P | P | P | | | | | | |
| Freeman, Chris | 6/- | P | P | P | P | P | P | | | | | | |
| Grier, Jordan | 6/2 | P | P | P | ST | ST | P | | | | | | |
| Harrison, Robby | 3/- | -- | P | -- | -- | P | P | | | | | | |
| Hendershot, Bryce | 1/- | -- | P | -- | -- | -- | -- | | | | | | |
| Henderson, Josh | 3/2 | ST | P | ST | -- | -- | -- | | | | | | |
| Hohit, Matt | 6/- | P | P | P | P | P | P | | | | | | |
| Hole, Connor | 1/- | -- | P | -- | -- | -- | -- | | | | | | |
| Holloman, David | 5/- | -- | P | P | P | P | P | | | | | | |
| Howland, Trent | 5/- | P | P | -- | P | P | P | | | | | | |
| Monds III, James | 6/- | P | P | P | P | P | P | | | | | | |
| Jackson, Myles | 6/2 | P | ST | ST | P | P | P | | | | | | |
| Jackson, Tayven | 6/5 | P | ST | ST | ST | ST | ST | | | | | | |
| James, Nick | 6/- | P | P | P | P | P | P | | | | | | |
| Johnson, Jamier | 2/- | P | -- | P | -- | -- | -- | | | | | | |
| Johnson, JoJo | 6/- | P | P | P | P | P | P | | | | | | |
| Jones, Anthony | 6/2 | P | P | P | P | ST | ST | | | | | | |
| Jones, Cooper | 6/- | P | P | P | P | P | P | | | | | | |
| Jordan, Camden | 3/- | P | P | -- | -- | P | -- | | | | | | |
| Katic, Mike | 6/6 | ST | ST | ST | ST | ST | ST | | | | | | |
| Longman, Max | 2/1 | -- | P | ST | -- | -- | -- | | | | | | |
| Lowry, Broc | 2/- | -- | P | -- | -- | P | -- | | | | | | |
| Lucas, Jaylin | 6/5 | ST | ST | ST | ST | P | ST | | | | | | |
| Lucas Jr., Patrick | 6/- | P | P | P | P | P | P | | | | | | |
| Lynch, Bray | 3/- | P | P | P | -- | -- | -- | | | | | | |
| Mangum-Farrar, Jacob | 6/6 | ST | ST | ST | ST | ST | ST | | | | | | |
| McCulley, Derin | 2/- | -- | -- | -- | -- | P | P | | | | | | |
| McCulley, Donaven | 6/5 | P | ST | ST | ST | ST | P | | | | | | |
| McDaniel, Tyrik | 6/- | P | P | P | P | P | P | | | | | | |
| Miller, Jaxon | 2/- | -- | P | -- | -- | P | -- | | | | | | |
| Miller Jr., Anthony | 1/- | -- | -- | -- | -- | P | -- | | | | | | |
| Minor, Kobe | 5/4 | P | -- | ST | ST | ST | ST | | | | | | |
| Moore, Louis | 6/4 | ST | ST | ST | ST | P | P | | | | | | |
| Perry, Kamryn | 6/- | P | P | P | P | P | P | | | | | | |
| Pierre, Noah | 6/4 | ST | ST | ST | ST | P | P | | | | | | |
| Quintero, Alejandro | 1/- | -- | P | -- | -- | -- | -- | | | | | | |
| Radicic, Nicolas | 1/- | -- | P | -- | -- | -- | -- | | | | | | |
| Rudolph, Joshua | 6/- | P | P | P | P | P | P | | | | | | |
| Sales Jr., Joshua | 4/- | P | P | P | -- | P | -- | | | | | | |
| Sanguinetti, Josh | 6/1 | ST | P | P | P | P | P | | | | | | |
| Schott, Jackson | 5/- | P | P | P | P | -- | P | | | | | | |
| Sharpe, Jamari | 6/5 | ST | ST | ST | ST | ST | P | | | | | | |
| Simmons, Brady | 3/- | -- | P | -- | -- | P | P | | | | | | |
| Smith, Carter | 6/6 | ST | ST | ST | ST | ST | ST | | | | | | |
| Sneed Jr., Venson | 6/- | P | P | P | P | P | P | | | | | | |
| Sorsby, Brendan | 4/1 | ST | P | -- | -- | P | P | | | | | | |
| Steinfeldt, Aaron | 6/1 | P | P | P | P | ST | P | | | | | | |
| Stewart, Race | 1/- | -- | P | -- | -- | -- | -- | | | | | | |
| Toomer, Nicolas | 4/3 | ST | ST | -- | -- | P | ST | | | | | | |
| Turner, Christian | 6/1 | P | P | P | P | ST | P | | | | | | |
| Turner, Kaiden | 2/- | -- | -- | -- | -- | P | P | | | | | | |
| Turvey, Andrew | 2/- | -- | P | -- | -- | P | P | | | | | | |
| Walker, Trey | 5/2 | -- | P | P | ST | ST | P | | | | | | |
| Wasserstrom, Jackson | 1/- | -- | P | -- | -- | -- | -- | | | | | | |
| Williams Jr., E.J. | 2/- | P | P | -- | -- | -- | -- | | | | | | |
| West, Sam | 1/- | -- | -- | -- | -- | -- | -- | | | | | | |
| Wracher, Sean | 6/- | P | P | P | P | P | P | | | | | | |
| | | 60 | 73 | 57 | 53 | 64 | 60 | | | | | | |

KEY: ST - Starter | P - Participated

CAREER PARTICIPATION

| Games/Starts | '18 | '19 | '20 | '21 | '22 | '23 | Career |
|------------------------|-----|-------|------|-------|-------|-----|--------|
| Archer, Bradley ^ | -- | 2/- | 4/- | 11/4 | 11/- | 5/2 | 33/6 |
| Barrett, Austin | -- | -- | -- | -- | -- | -- | -- |
| Bedford, Matthew | -- | 9/8 | 7/7 | 12/12 | 1/1 | 6/5 | 35/33 |
| Bellin, Reece | -- | -- | -- | -- | -- | -- | -- |
| Benson, Kahlil | -- | -- | -- | -- | 12/5 | 6/6 | 18/11 |
| Biddings IV, Carl ^ | -- | -- | -- | -- | 1/- | -- | 1/- |
| Bliidi, Philip ^ | -- | -- | 9/- | 11/- | 12/- | 6/6 | 38/6 |
| Bohler, Derrick | -- | -- | -- | -- | -- | -- | -- |
| Bolticoff, Noah ^ | -- | -- | -- | 1/- | 6/- | -- | 7/- |
| Bomba, James | -- | -- | -- | -- | 9/3 | 5/3 | 14/6 |
| Bonds, Bryson | -- | -- | 7/- | 4/- | 12/- | 5/- | 28/- |
| Boykin, Jaz | -- | -- | -- | -- | -- | -- | -- |
| Burris Jr., Marcus ^ | -- | -- | -- | -- | 8/- | 6/2 | 13/2 |
| Camper, Cam | -- | -- | -- | -- | 7/7 | 6/6 | 13/13 |
| Cannon, Aden | -- | -- | -- | -- | -- | -- | -- |
| Carpenter, Zach ^ | -- | -- | 5/2 | 5/3 | 10/10 | 6/6 | 26/21 |
| Carr Jr., Lanell ^ | -- | -- | 6/- | 9/2 | 12/2 | 6/4 | 33/8 |
| Carter, Andre ^ | 4/- | 13/- | 5/1 | 12/10 | 12/12 | 6/6 | 52/29 |
| Carter, DeQuece ^ | -- | 12/12 | 3/3 | 11/11 | 12/12 | 6/3 | 44/41 |
| Casey, Aaron | -- | 13/- | 8/- | 12/1 | 11/11 | 6/6 | 50/18 |
| Casey, Jared ^ | -- | 3/- | 11/- | 13/- | 8/- | 6/- | 41/- |
| Chung, Anthony | -- | -- | -- | -- | -- | -- | -- |
| Coby, Anderson ^ | -- | -- | -- | 5/- | 12/10 | 6/- | 23/10 |
| Collins, Ta'Derius | -- | -- | -- | -- | -- | -- | -- |
| Conner, Clay | -- | -- | -- | -- | -- | -- | -- |
| Cooper Jr., Omar | -- | -- | -- | -- | 4/- | 6/- | 10/- |
| Cox, LeDarius ^ | -- | 3/- | 10/- | -- | 12/- | 6/4 | 31/4 |
| Dunnam, Phillip | -- | -- | -- | -- | 12/- | 6/5 | 18/5 |
| Evans, Drew | -- | -- | -- | -- | -- | -- | -- |
| Evans, James | -- | -- | -- | 12/12 | 12/12 | 6/6 | 30/30 |
| Evans, Mitchell | -- | -- | -- | -- | 1/- | 1/- | 2/- |
| Ferrell, Amare | -- | -- | -- | -- | -- | 6/- | 6/- |
| Fiacable, Vinny | -- | -- | -- | -- | 2/- | 1/- | 3/- |
| Foley, Brody | -- | -- | -- | -- | -- | 5/- | 5/- |
| Freeman, Chris | -- | -- | 1/- | 3/- | 12/- | 6/6 | 22/6 |
| Greenlow, Orlando | -- | -- | -- | -- | -- | -- | -- |
| Greer, Jack | -- | -- | -- | -- | -- | -- | -- |
| Grier, Jordan | -- | -- | -- | 6/- | 12/- | 6/2 | 24/2 |
| Harrison, Robby ^ | -- | -- | -- | -- | 3/- | 3/- | 6/- |
| Hendershot, Bryce | -- | -- | -- | -- | -- | -- | -- |
| Henderson, Josh ^ | -- | 8/- | 12/- | 3/- | 12/- | 3/2 | 38/2 |
| Hohlt, Matt | -- | -- | -- | 2/- | 10/1 | 6/- | 18/1 |
| Hole, Connor | -- | -- | -- | -- | 1/- | 1/- | 2/- |
| Holloman, David | -- | -- | -- | 4/- | -- | 5/- | 9/- |
| Howland, Trent | -- | -- | -- | 3/- | 9/- | 5/- | 17/- |
| Jackson, Myles ^ | -- | -- | 1/- | 7/- | 12/1 | 6/2 | 26/3 |
| Jackson, Tayven ^ | -- | -- | -- | -- | 3/- | 6/5 | 9/5 |
| James, Nick | -- | -- | -- | -- | 4/- | 6/- | 10/- |
| Jeffries, Bubba | -- | -- | -- | -- | -- | -- | -- |
| Jochem, Eli | -- | -- | -- | -- | -- | -- | -- |
| Johnson, Jamier ^ | -- | -- | -- | 10/- | 7/1 | 2/- | 19/1 |
| Johnson, JoJo | -- | -- | -- | -- | -- | 6/- | 6/- |
| Jones, Anthony ^ | -- | -- | -- | -- | 2/- | 6/2 | 8/2 |
| Jones, Cooper | -- | -- | -- | -- | 7/- | 6/- | 13/- |
| Jones, Isaiah | -- | -- | -- | -- | 2/- | -- | 2/- |
| Jordan, Camden | -- | -- | -- | -- | -- | 3/- | 3/- |
| Kameristy, Julian | -- | -- | -- | -- | -- | -- | -- |
| Katic, Mike | -- | -- | 6/4 | 9/9 | 12/12 | 6/6 | 33/31 |
| Laing, Trey ^ | 1/- | 4/- | -- | -- | 12/- | -- | 17/- |
| Larkins, Will | -- | -- | -- | -- | -- | -- | -- |
| Longman, Max ^ | -- | -- | 4/4 | 12/12 | 11/8 | 2/1 | 29/25 |
| Lowry, Broc | -- | -- | -- | -- | -- | 2/- | 2/- |
| Lozano, Reece | -- | -- | -- | -- | -- | -- | -- |
| Lucas, Jaylin | -- | -- | -- | -- | 11/- | 6/5 | 17/5 |
| Lucas Jr., Patrick ^ | -- | 4/- | 7/- | -- | 12/1 | 6/- | 29/1 |
| Lynch, Bray | -- | -- | -- | -- | 4/- | 3/- | 7/- |
| Mangum-Farrar, Jacob ^ | 4/- | 2/- | -- | 11/4 | 9/7 | 6/6 | 32/17 |

| Games/Starts | '18 | '19 | '20 | '21 | '22 | '23 | Career |
|----------------------|-----|-------|------|-------|-------|-----|--------|
| McCulley, Derin ^ | -- | -- | 1/- | 3/- | 5/- | 2/- | 11/- |
| McCulley, Donaven | -- | -- | -- | 7/4 | 12/- | 6/5 | 25/9 |
| McDaniel, Tyrik ^ | -- | -- | -- | 13/- | -- | 6/- | 29/- |
| McKibbin, Blaze ^ | -- | -- | -- | -- | -- | -- | -- |
| McMahon, Declan | -- | -- | -- | -- | -- | -- | -- |
| Miller Jr., Anthony | -- | -- | -- | -- | -- | 1/- | 1/- |
| Miller, Jaxon ^ | -- | -- | -- | -- | -- | 2/- | 2/- |
| Minor Jr., Darryl ^ | -- | -- | -- | -- | 3/- | -- | 3/- |
| Minor, Kobe | -- | -- | 1/- | 10/- | 12/- | 5/4 | 28/4 |
| Monds III, James | -- | -- | -- | -- | 2/- | 6/- | 8/- |
| Monette, J'mari | -- | -- | -- | -- | -- | -- | -- |
| Moore, Louis | -- | -- | -- | -- | 12/- | 6/4 | 18/4 |
| Pearce, Drew | -- | -- | -- | -- | -- | -- | -- |
| Perry, Kamryn | -- | -- | -- | -- | 1/- | 6/- | 7/- |
| Pierre, Noah | 1/- | 10/- | 8/- | 12/6 | 12/7 | 6/4 | 49/17 |
| Purcell, Roman ^ | -- | -- | -- | -- | -- | -- | -- |
| Quintero, Alejandro | -- | -- | -- | -- | 1/- | 1/- | 2/- |
| Radicic, Nicolas | -- | -- | -- | -- | -- | 1/- | 1/- |
| Rudolph, Joshua ^ | -- | -- | -- | 7/- | 11/11 | 6/- | 24/11 |
| Sales Jr., Joshua | -- | -- | -- | 1/- | 10/4 | 4/- | 15/4 |
| Sanguinetti, Josh | -- | 2/- | 6/- | 8/2 | 11/- | 6/1 | 33/3 |
| Schott, Jackson | -- | -- | -- | -- | -- | 5/- | 5/- |
| Scott, Zac | -- | -- | -- | -- | -- | -- | -- |
| Sharpe, Jamari | -- | -- | -- | -- | 3/- | 6/5 | 9/5 |
| Shaw, Jordan | -- | -- | -- | -- | -- | -- | -- |
| Simmons, Brady | -- | -- | -- | -- | -- | 3/- | 3/- |
| Smith, Carter | -- | -- | -- | -- | 2/- | 6/6 | 8/6 |
| Smith, Jaquez | -- | -- | -- | -- | -- | -- | -- |
| Sneed Jr., Venson | -- | -- | -- | -- | 2/- | 6/- | 8/- |
| Sorsby, Brendan | -- | -- | -- | -- | 1/- | 4/1 | 5/1 |
| Steinfeldt, Aaron | -- | -- | -- | 1/- | 12/2 | 6/1 | 19/3 |
| Stewart, Aaron | -- | -- | -- | -- | -- | -- | -- |
| Stewart, Race | -- | -- | -- | -- | 1/- | 1/- | 2/- |
| Tallen, Sam | -- | -- | -- | -- | -- | -- | -- |
| Toomer, Nic ^ | -- | 1/- | -- | 9/3 | 11/3 | 4/3 | 25/9 |
| Trueblood, Xavier | -- | -- | -- | -- | -- | -- | -- |
| Turner, Christian ^ | 3/- | 10/- | 1/- | 14/2 | 12/- | 6/1 | 46/3 |
| Turner, Kaiden | -- | -- | -- | -- | 4/1 | 2/- | 6/1 |
| Turvey, Andrew | -- | -- | -- | -- | 5/- | 3/- | 8/- |
| Utzing, Jeff | -- | -- | -- | -- | -- | -- | -- |
| Walker, Trey | -- | -- | -- | 2/- | 5/- | 5/2 | 12/2 |
| Walters, Finn | -- | -- | -- | -- | -- | -- | -- |
| Wasserstrom, Jackson | -- | -- | -- | -- | -- | 1/- | 1/- |
| Weems, Daniel ^ | -- | -- | -- | -- | -- | -- | -- |
| West, Sam | -- | -- | -- | -- | -- | 1/- | 1/- |
| Williams II, Dexter | -- | -- | -- | -- | 4/2 | -- | 4/2 |
| Williams Jr., E.J. ^ | -- | -- | 12/4 | 8/2 | 13/- | 2/- | 35/6 |
| Williams, Max | -- | -- | -- | -- | -- | -- | -- |
| Witt, Josh | -- | -- | -- | -- | 11/- | -- | 11/- |
| Wracher, Sean | -- | 13/13 | 8/8 | 12/12 | 12/12 | 6/6 | 51/51 |

^ includes prior school

MISCELLANEOUS STATISTICS

OPENING POSSESSIONS

FIRST HALF

| Date | Opponent | Indiana | | | | | | Opponent | | | | | |
|-------|----------------|---------|------|------|----|------------|-------|----------|------|----|--------------|--|--|
| | | Plays | Yds. | TOP | FD | Result | Plays | Yds. | TOP | FD | Result | | |
| 9/2 | OHIO STATE | 3 | 7 | 2:10 | -- | 3-and-Out | 11 | 80 | 5:34 | 3 | Touchdown | | |
| 9/8 | INDIANA STATE | 4 | 73 | 1:18 | 2 | Touchdown | 3 | (-2) | 1:36 | -- | 3-and-Out | | |
| 9/16 | vs. Louisville | 7 | 32 | 4:00 | 2 | Punt | 10 | 71 | 4:27 | 3 | Missed FG | | |
| 9/23 | AKRON | 3 | 1 | 2:09 | -- | Punt | 8 | 48 | 3:47 | 3 | Interception | | |
| 9/30 | at Maryland | 8 | 32 | 4:31 | 2 | Field Goal | 3 | 75 | 0:35 | 1 | Touchdown | | |
| 10/14 | at Michigan | 3 | (-1) | 1:09 | -- | Punt | 3 | (-11) | 1:32 | -- | Punt | | |
| 10/21 | RUTGERS | | | | | | | | | | | | |
| 10/28 | at Penn State | | | | | | | | | | | | |
| 11/4 | WISCONSIN | | | | | | | | | | | | |
| 11/11 | at Illinois | | | | | | | | | | | | |
| 11/18 | MICHIGAN STATE | | | | | | | | | | | | |
| 11/25 | at Purdue | | | | | | | | | | | | |

SECOND HALF

| Date | Opponent | Indiana | | | | | | Opponent | | | | | |
|-------|----------------|---------|-------|------|----|-----------|-------|----------|------|----|------------|--|--|
| | | Plays | Yds. | TOP | FD | Result | Plays | Yds. | TOP | FD | Result | | |
| 9/2 | OHIO STATE | 3 | 7 | 1:34 | -- | 3-and-Out | 3 | 7 | 1:20 | -- | 3-and-Out | | |
| 9/8 | INDIANA STATE | 3 | 6 | 2:05 | -- | 3-and-Out | 7 | 18 | 5:06 | 2 | Punt | | |
| 9/16 | vs. Louisville | 3 | 54 | 1:14 | 1 | Touchdown | 5 | 13 | 2:30 | 1 | Punt | | |
| 9/23 | AKRON | 3 | 3 | 1:07 | -- | Punt | 9 | 74 | 4:21 | 4 | Touchdown | | |
| 9/30 | at Maryland | 4 | 9 | 1:27 | -- | Downs | 4 | 6 | 2:04 | -- | Field Goal | | |
| 10/14 | at Michigan | 3 | (-13) | 1:36 | -- | Punt | 4 | 65 | 2:31 | 1 | Touchdown | | |
| 10/21 | RUTGERS | | | | | | | | | | | | |
| 10/28 | at Penn State | | | | | | | | | | | | |
| 11/4 | WISCONSIN | | | | | | | | | | | | |
| 11/11 | at Illinois | | | | | | | | | | | | |
| 11/18 | MICHIGAN STATE | | | | | | | | | | | | |
| 11/25 | at Purdue | | | | | | | | | | | | |

EFFICIENCY CHARTS

| Date | Opponent | Third Down and... | | | | | | | | | | Total | 4th Down | Red Zone |
|---------------|----------------|----------------------------|-----|-----|----------------------------|-----|-----|-----|--------------------------|-----|-----|--------------|-------------|--------------|
| | | 1 | 2 | 3 | 4 | 5 | 6 | 7 | 8 | 9 | 10+ | | | |
| 9/2 | OHIO STATE | -- | 1-1 | 2-2 | 0-1 | 1-3 | 0-1 | 0-2 | 1-2 | -- | 0-3 | 5-15 | 1-3 | -- |
| 9/8 | INDIANA STATE | 2-2 | 4-4 | -- | 2-2 | 1-1 | 0-1 | 0-1 | -- | 2-2 | 1-2 | 12-16 | -- | 5-5 |
| 9/16 | vs. Louisville | 1-1 | -- | -- | 1-1 | -- | 1-2 | 0-2 | 1-2 | -- | 1-6 | 5-13 | 0-2 | 1-2 |
| 9/23 | AKRON | 0-1 | 0-1 | -- | 0-1 | 0-1 | 2-4 | 1-2 | -- | 0-1 | 0-3 | 3-14 | 0-2 | 3-4 |
| 9/30 | at Maryland | 1-2 | 0-1 | 1-1 | 1-3 | -- | 1-3 | -- | 0-1 | 0-1 | 1-5 | 5-17 | 3-6 | 3-4 |
| 10/14 | at Michigan | 1-1 | 1-2 | 2-4 | 1-1 | -- | -- | -- | -- | 0-2 | 1-5 | 6-15 | 1-3 | 0-1 |
| 10/21 | RUTGERS | | | | | | | | | | | | | |
| 10/28 | at Penn State | | | | | | | | | | | | | |
| 11/4 | WISCONSIN | | | | | | | | | | | | | |
| 11/11 | at Illinois | | | | | | | | | | | | | |
| 11/18 | MICHIGAN STATE | | | | | | | | | | | | | |
| 11/25 | at Purdue | | | | | | | | | | | | | |
| TOTALS | | ----- 16-23 ----- | | | ----- 12-32 ----- | | | | ----- 8-35 ----- | | | 36-90 | 5-16 | 12-16 |
| | | 3rd-and-Short - 70% | | | 3rd-and-Medium: 37% | | | | 3rd-and-Long: 25% | | | 40% | 31% | 75% |

TIME OF POSSESSION

| Date | Opponent | Score | 1st Qtr | 2nd Qtr | 3rd Qtr | 4th Qtr | 1st Half | 2nd Half | Overall |
|-------|----------------|-------------|---------|---------|---------|---------|----------|----------|---------|
| 9/2 | OHIO STATE | 3-23 | 7:22 | 7:26 | 4:52 | 8:25 | 14:48 | 13:17 | 28:05 |
| 9/8 | INDIANA STATE | 41-7 | 8:32 | 8:31 | 8:15 | 11:31 | 17:03 | 19:46 | 36:49 |
| 9/16 | vs. Louisville | 14-21 | 10:18 | 5:51 | 10:14 | 4:49 | 16:09 | 15:03 | 31:12 |
| 9/23 | AKRON | 29-27 (40T) | 6:43 | 6:43 | 3:06 | 9:04 | 13:26 | 12:10 | 25:36 |
| 9/30 | at Maryland | 17-44 | 8:35 | 12:16 | 7:14 | 9:59 | 20:51 | 17:13 | 38:04 |
| 10/14 | at Michigan | 7-52 | 9:44 | 4:21 | 6:55 | 6:13 | 14:05 | 13:08 | 27:13z |
| 10/21 | RUTGERS | | | | | | | | |
| 10/28 | at Penn State | | | | | | | | |
| 11/4 | WISCONSIN | | | | | | | | |
| 11/11 | at Illinois | | | | | | | | |
| 11/18 | MICHIGAN STATE | | | | | | | | |
| 11/25 | at Purdue | | | | | | | | |

INDIANA GAME-BY-GAME

OFFENSE

| Date | Opponent | ---RUSHING--- | | | | ---RECEIVING--- | | | | -----PASSING----- | | | | ---KICKRET--- | | | ---PUNTRET--- | | | tot off | | |
|-----------------|----------------|---------------|------------|-----------|-----------|-----------------|--------------|-----------|-----------|-------------------|--------------|-----------|-----------|---------------|------------|-----------|---------------|----------|-----------|------------|-----------|--------------|
| | | No. | Yds | TD | Lg | No. | Yds | TD | Lg | Cmp | Att | Int | Yds | TD | Lg | No | Yds | TD | Lg | | No | Yds |
| 9/2 | OHIO STATE | 33 | 71 | -- | 11 | 9 | 82 | -- | 24 | 9-21-0 | 82 | -- | 24 | 3 | 38 | -- | 16 | 2 | 51 | -- | 29 | 153 |
| 9/8 | INDIANA STATE | 42 | 214 | 5 | 25 | 27 | 344 | -- | 31 | 27-37-0 | 344 | -- | 31 | 2 | 39 | -- | 27 | 2 | (-17) | -- | -- | 558 |
| 9/16 | vs. Louisville | 27 | 58 | 1 | 12 | 24 | 299 | 1 | 41 | 24-34-1 | 299 | 1 | 41 | -- | -- | -- | -- | -- | -- | -- | -- | 357 |
| 9/23 | AKRON | 34 | 92 | 1 | 17 | 11 | 190 | 1 | 40 | 11-26-1 | 190 | 1 | 40 | 3 | 39 | -- | 34 | 1 | -- | -- | -- | 282 |
| 9/30 | at Maryland | 37 | 116 | -- | 11 | 25 | 205 | 2 | 26 | 25-41-1 | 205 | 2 | 26 | 2 | 79 | -- | 56 | 2 | (-8) | -- | -- | 321 |
| 10/14 | at Michigan | 33 | 92 | -- | 16 | 14 | 140 | 1 | 44 | 14-29-2 | 140 | 1 | 44 | 3 | 50 | -- | 18 | -- | -- | -- | -- | 232 |
| 10/21 | RUTGERS | | | | | | | | | | | | | | | | | | | | | |
| 10/28 | at Penn State | | | | | | | | | | | | | | | | | | | | | |
| 11/4 | WISCONSIN | | | | | | | | | | | | | | | | | | | | | |
| 11/11 | at Illinois | | | | | | | | | | | | | | | | | | | | | |
| 11/18 | MICHIGAN STATE | | | | | | | | | | | | | | | | | | | | | |
| 11/25 | at Purdue | | | | | | | | | | | | | | | | | | | | | |
| INDIANA | | 206 | 643 | 7 | 25 | 110 | 1,260 | 5 | 44 | 110-188-5 | 1,260 | 5 | 44 | 13 | 245 | -- | 56 | 7 | 26 | -- | 29 | 1,903 |
| OPPONENT | | 207 | 945 | 11 | 71 | 106 | 1,303 | 10 | 85 | 106-170-6 | 1,303 | 10 | 85 | 7 | 131 | -- | 28 | 9 | 82 | -- | 27 | 2,248 |

DEFENSE

| Date | Opponent | -----TACKLES----- | | | | Sacks-Yds | FF | FR-Yds | Int-Yds | qbh | Pass brup | Blkd kick | -FG- M-Att | -----XPTS----- | | | saf | Off TO | Pts |
|------------------|----------------|-------------------|------------|------------|-----------------|----------------|----------|-------------|-------------|-----------|--------------|--------------|----------------|----------------|----------|----------|----------|-----------|------------|
| | | Solo | Ast | Total | TFL-Yds | | | | | | | | | M-Att | rush | rcv | | | |
| 9/2 | OHIO STATE | 41 | 22 | 63 | 5.0-13 | -- | -- | -- | 1-11 | -- | 8 | -- | 1-1 | -- | -- | -- | -- | 3 | 3 |
| 9/8 | INDIANA STATE | 26 | 20 | 46 | 7.0-23 | 4.0-16 | -- | -- | 1-0 | 2 | 1 | -- | 2-2 | 5-5 | -- | -- | -- | -- | 41 |
| 9/16 | vs. Louisville | 36 | 24 | 60 | 4.0-25 | 2.0-13 | -- | -- | 1-0 | 3 | 3 | -- | -- | 2-2 | -- | -- | -- | 7 | 14 |
| 9/23 | AKRON | 45 | 30 | 75 | 6.0-19 | 2.0-12 | -- | -- | 3-66 | 1 | 4 | -- | 2-2 | 3-3 | -- | 1 | -- | 7 | 29 |
| 9/30 | at Maryland | 32 | 10 | 42 | 3.0-10 | -- | -- | -- | -- | 4 | 1 | 1-1 | 2-2 | -- | -- | -- | -- | -- | 17 |
| 10/14 | at Michigan | 48 | 20 | 68 | 6.0-27 | 4.0-23 | 2 | -- | -- | 1 | -- | -- | 1-1 | 0 | 0 | 0 | 0 | 0 | 7 |
| 10/21 | RUTGERS | | | | | | | | | | | | | | | | | | |
| 10/28 | at Penn State | | | | | | | | | | | | | | | | | | |
| 11/4 | WISCONSIN | | | | | | | | | | | | | | | | | | |
| 11/11 | at Illinois | | | | | | | | | | | | | | | | | | |
| 11/18 | MICHIGAN STATE | | | | | | | | | | | | | | | | | | |
| 11/25 | at Purdue | | | | | | | | | | | | | | | | | | |
| INDIANA | | 228 | 124 | 352 | 31.0-117 | 12.0-64 | 2 | -- | 6-77 | 6 | 21 | 1 | 6-6 | 13-13 | 0 | 1 | 0 | 19 | 111 |
| OPPONENTS | | 233 | 164 | 397 | 36.0-137 | 12.0-81 | 5 | 4-87 | 5-91 | 12 | 16 | -- | 7-10 | 21-22 | 0 | 0 | 0 | 24 | 174 |



IU UNVEILS GEORGE TALIAFERRO STATUE IN GEORGE TALIAFERRO PLAZA

Former Indiana University President Michael A. McRobbie presided over the dedication of the George Taliaferro Plaza on Friday, Nov. 1, 2019, unveiling a bronze statue of Taliaferro, one of the most important and influential individuals in the history of Indiana University and IU Athletics.

McRobbie led the dedication ceremony, which took place on the newly-dedicated plaza located on the ground level of Memorial Stadium outside of the North End Zone facility. Other speakers at the event included IU Board of Trustee member Quinn Buckner, former Indiana University Vice President and Director of Intercollegiate Athletics Fred Glass, head football coach Tom Allen, Senior Associate Athletic Director Anthony Thompson and fifth-year senior linebacker Reakwon Jones.

"Throughout his life, not only did George Taliaferro excel as an athlete, but he also overcame the real-world struggles of racism and prejudice, of segregation and oppression," McRobbie said. "And in the process, he demonstrated courage, determination and perseverance, and earned a special place in the annals of our state and its flagship public university."

"In George Taliaferro Plaza and its centerpiece statue, every visitor to Indiana Memorial Stadium will be reminded of the enormous contributions George made to IU and to this community, as an outstanding athlete, as a champion of racial equality, as a dedicated educator and administrator, as a tireless community activist, and as a friend and mentor to many."

"It is fitting that during our Bicentennial year, we are dedicating this plaza and statue in honor of one of the most important figures in the history not only of Indiana University Athletics, but of Indiana University as a whole," said Glass. "I am particularly grateful to President McRobbie and Trustee Buckner for their support in permanently and prominently recognizing this Hoosier pioneer at the entryway of IU Football where he will be seen every day by IU players, coaches, and recruits."

Taliaferro, who passed away Oct. 8, 2018, at the age of 91, was a legendary Indiana University football player during the 1940s who shattered racial barriers on campus and in the sport. In doing so, he left an indelible mark on both.

The Gary, Ind., native was a three-time All-American at IU who led the Hoosiers' unbeaten 1945 Big Ten Championship team in rushing. He'd go on to lead the program in rushing twice and passing once, and following the 1948 season he became the first African-American drafted by an NFL team when the Chicago Bears selected him in the 13th round.


Taliaferro would eventually spend seven years in the NFL, earning Pro Bowl honors three times. He totaled 2,255 rushing yards, 1,300 receiving yards, 1,633 passing yards, and accounted for 37 touchdowns while playing for franchises in New York, Dallas, Baltimore, and Philadelphia. He also became the only player in league history to play seven positions – running back, quarterback, wide receiver, cornerback, punter, punt returner, and kickoff returner.

While those feats make him one of the most accomplished players in IU and Big Ten history, his contributions extended well beyond the collegiate and professional playing fields.

During the 1940s, Taliaferro and IU President Herman B Wells played a pivotal role in desegregating the IU campus and the City of Bloomington. During the era, Taliaferro was not allowed to eat at many local restaurants. When Wells found out that Taliaferro had to return home between classes because no nearby restaurants would serve him, Wells arranged for the two to have lunch at a nearby campus establishment. Wells and Taliaferro had lunch, and IU and the Bloomington community took a giant step toward desegregation.

Taliaferro's contributions did not end at the conclusion of his playing career. A 1951 IU graduate who later earned a Master's Degree from Howard University, Taliaferro returned to IU in 1972 and served as special assistant to IU President John Ryan. In that role and other roles on campus during the next two decades, he was a valuable and outspoken voice on social justice issues.

Taliaferro's lifetime of accomplishments are chronicled on the statue, which is the work of Brian Hanlon, owner of Hanlon Studios. Hanlon has produced more than 300 works in both public and private collections, including the five granite monuments commemorating IU Basketball's five national championships.





TERRY TALLEN INDIANA FOOTBALL COMPLEX

The Terry Tallen Indiana Football Complex officially opened on Aug. 13, 2019. Former Indiana University Vice President and Director of Intercollegiate Athletics Fred Glass announced a major gift by alumnus and former IU Football captain Terry Tallen to the Indiana University Bicentennial Campaign for Athletics on April 20, 2018. This \$2 million commitment helped provide funding for the renovation of the football team area in Memorial Stadium. In recognition of his gift, the area is permanently named the Terry Tallen Indiana Football Complex.

The Terry Tallen Indiana Football Complex fills 25,000+ square feet underneath the west stands of Memorial Stadium. The complex includes the Trent and Julie Green Locker Room (named in 2003), coaches' locker room, team lounge, recruiting area, equipment room and Dr. John M. Miller Training Room (named in 1994).

Tallen graduated from the Indiana University Kelley School of Business in 1982, and while earning his degree, was also a three-year letterman. Terry was elected team co-captain in 1979 and 1980. The 1979 team was nationally ranked and won the Holiday Bowl, the Hoosiers first bowl victory. Terry was named the United Press International's Defensive Player of the Week following Indiana's Homecoming victory over Wisconsin in 1980.

In 2001, Terry founded Tallen Capital Partners, LLC, and remains the company's Chairman and CEO. Tallen Capital Partners, LLC is a privately held, vertically integrated retail and mixed-use real estate investment and development organization with offices in San Diego and San Francisco. Prior to founding Tallen Capital Partners and becoming an entrepreneur, Terry enjoyed a corporate career as a senior executive with some of our country's largest public as well as private companies. He is considered one of the leading shopping center investors and developers in the Western U.S.



IN THE BOOTH

Indiana University's football program receives some of the most extensive media coverage in the country. Learfield IMG College holds the exclusive rights as IU's official radio outlet.



DON FISCHER

Don Fischer is in his 51st year as the radio voice of Indiana University football and basketball games. The past 37 years, Fischer has worked as an independent contractor, and is currently serving the IU Radio Network, owned by Learfield. In addition to broadcasting the games, Fischer hosts the weekly coaches talk shows for

both football and basketball.

Fischer also offers stations a weekly talk show about IU football and basketball that airs in several markets around the state during the school year.

During his years of work in Indiana, Fischer has been named the state's Sportscaster of the Year 31 times by two different organizations. The National Sports Media Association has awarded him 27 times, including the 2019 award, while the Indiana Sportswriters and Sportscasters Association has named him their honoree four times. In June of 2018 at the NSMA Awards program, Fischer was named the first recipient of the Woody Durham Voice of College Sports Award. In 2022, Fischer received the prestigious Chris Schenkel Award from the National Football Foundation and College Hall of Fame.

Fischer was inducted into the Indiana Sportswriters and Sportscasters Association Hall of Fame in 2004. He was inducted into the Indiana Broadcasters Association Hall of Fame in October 2010. Fischer has won several awards for best play-by-play, and has been honored by Indiana University with the J.W. Bill Orwig Medal, that goes to non-alumni for distinguished service to the University. In 2020, IU presented Fischer with the Bicentennial Medal in recognition of distinguished and distinctive service in support of the mission of Indiana University. He was also named an Honorary "I" Man in 1991.

Fischer has broadcast over 2,100 Indiana University games that include 12 bowl games, five NCAA basketball Final Fours, including four NCAA Championship games, and two NIT Championship games.

From 1973-87, he worked for ABC Radio, Canada's CBC, and several other major market radio stations, including WIRE in Indianapolis, as their source for reports during the month of May coverage of the Indianapolis 500. During that 14-year period, he also served Indianapolis radio station WIRE and Network Indiana, a statewide news network, as their sports director.

As an independent contractor, Fischer served the Indianapolis Colts as their preseason television anchor for 23 years from 1995-2017.

In addition, the City of Indianapolis, and the State of Indiana have each honored Fischer with a special "Recognition Day" for his service and abilities as a play-by-play broadcaster.

A native of Rochelle, Illinois, Fischer has been in the radio business for 56 years with stops in Butte, Montana; Ottawa, Illinois; Springfield, Illinois; and Terre Haute, Indiana.

Fischer his wife, Susy, reside in Greenwood, Indiana, and have four sons, 12 grandchildren and two great grandchild.



RHETT LEWIS

Former Indiana wide receiver and current NFL Network broadcaster, Rhett Lewis is in his second season as Indiana's football radio analyst.

Lewis played at IU from 2001-05 and graduated with a B.S. in sports broadcasting (2005) and an M.S. in sports administration (2006).

Lewis is a host across several NFL Network programs, including NFL Now, NFL Total Access, and Path to the Draft. He also hosts various SiriusXM shows, including regular appearances on SiriusXM Big Ten Radio.

In 2014, Lewis spent five years as an anchor and reporter at WHDH in Boston, where he began using his middle name of Lewis as his last name professionally. He covered all four major pro championships (Super Bowl, NBA Finals, World Series, Stanley Cup Finals), and five championships total.

Before joining WHDH in May of 2009, Lewis spent eight months at WVUE, the FOX affiliate in his hometown of New Orleans. He also spent two years as the sports director at the CBS affiliate (KLBK) in Lubbock, Texas. Lewis also interned with WISH-TV in Indianapolis.

His father, Dean Kleinschmidt, served as Indiana's head football trainer from 2004-06. Dean was a head trainer in the NFL for 41 seasons – 31 with the New Orleans Saints, two with the Washington Redskins, and eight with the Detroit Lions.

A 1970 IU graduate, Dean is in the National Athletic Trainers Association Hall of Fame and the New Orleans Saints Hall of Fame.

Rhett's wife, Kayna - an honorary Hoosier, is also in television as a national correspondent for ABC News. They have two future Hoosier wide receivers, Conway (5) and Wylder (3).



JOHN HERRICK

John Herrick enters his second season with the IU Radio Network. He will handle pre-game, halftime, and post-game duties.

Herrick is currently a news anchor at 93.1 WIBC and Network Indiana in Indianapolis.

A seasoned sportscaster and news reporter, he joined Emmis Communications in 2017.

Herrick broadcasts football, basketball, baseball, volleyball, and softball games for the IHSAA Champions Radio and TV Network, the ISC Sports Network, ESPN+, and Ninestar TV. He has also filled in as the host of Indiana Sports Talk.

2023 RADIO AFFILIATES

Auburn - WAWK 94.3 FM
Bedford WQRK 105.5 FM
Bloomington WHCC 105.1 FM
Boonville WBNL 99.9 FM
Boonville WBNL 1540 AM
Cannelton WTCJ 93.3 FM
Columbus WCSI 1010 AM
Columbus WCSI 98.1 FM
Elkhart WTRC 101.9 FM
Elkhart WTRC 1340 AM
Fort Wayne WFWI 92.3 FM
Fort Wayne WKJG 100.9 FM

Fort Wayne WKJG 1380 AM
French Lick WFLQ 100.1 FM
Hammond WJOB 104.7 FM
Hammond WJOB 1230 AM
Indianapolis WIBC 93.5 FM
Indianapolis WIBC 107.5 FM
Indianapolis WIBC 93.1 FM
Indianapolis WIBC 93.1 HD2
Jasper WITZ 104.7 FM
Kendallville WAWK 95.5 FM
Kendallville WAWK 1140 AM
Kokomo WIQU 1350 AM

Linton WQTY 93.3 FM
Loogootee WRZR 94.5 FM
Louisville WXVW 1450 AM
Madison WXGO 1270 AM
Madison WXGO 100.9 FM
Michigan City WEFM 95.9 FM
Mt. Vernon WMMV 106.7 FM
Owensboro WTCJ 98.7 FM
Portland WPGW 105.3 FM
Portland WPGW 1440 AM
Richmond WQLK 95.3 FM
Salem WSLM 97.9 FM

Salem WSLM 1220 AM
Sebree WREF 97.7 FM
Seymour WXXU 92.7 FM
South Bend WHME 103.1 FM
Tell City WTCJ 106.7 FM
Tell City WTCJ 1230 AM
Terre Haute/Brazil WFNB 92.7 FM
Vincennes WAOV 1450 AM
Vincennes WZDM 92.1 FM

Affiliates Subject To Change