

GAME #8

926 WINS (7th in Nation)

52 BOWL GAMES (10th in Nation)

31 BOWL WINS (1-4th in Nation)

101 FIRST-TEAM ALL-AMERICANS



VS.



University Park, Pa.
Beaver Stadium (106,572)

Series: Penn State Leads, 24-2
Last Meeting: Penn State, 45-14
November 5, 2022



#10/10 PENN STATE
NITTANY LIONS

6-1, 3-1 Big Ten
H: 4-0, A: 2-1, N: 0-0

Head Coach: James Franklin (East Stroudsburg '95)
Record at Penn State (10th season): 84-37 (.694)
Career Record (13th season): 108-52 (.675)
vs. Indiana: 8-1

SCHEDULE/RESULTS

Time	TV	Opponent	Result	Network
9.2	7/7	West Virginia	W, 38-15	NBC
9.9	7/7	Delaware	W, 63-7	Peacock
9.16	7/7	at Illinois*	W, 30-13	FOX
9.23	7/7	Iowa* (24/22)	W, 31-0	CBS
9.30	6/7	at Northwestern*	W, 41-13	BTN
10.14	6/5	UMass	W, 63-0	BTN
10.21	7/6	at Ohio State* (3/3)	L, 12-20	FOX
10.28	10/10	Indiana*	noon	CBS
11.4		at Maryland* (-/RV)	3:30 p.m.	FOX
11.11		Michigan* (2/2)	noon	FOX
11.18		Rutgers* (RV/-)	TBA	TBA
11.24		at Michigan State*^	7:30 p.m.	NBC

* - B1G game Rankings: AP/Coaches/CFP
^ - Ford Field - Detroit, Mich.



PxP: Tom McCarthy
Analyst: Jason McCourty
Sideline: Tiffany Blackmon



PxP: Steve Jones
Analyst: Jack Ham
Sideline: Brian Tripp
Local: 99.5 & 103.7 FM/1450 AM
Web: GoPSUsports.com
Sirius/XM/Internet: 83/108/SXM App

BY THE NUMBERS

16

Penn State has recorded at least five tackles for loss in 16-straight games.

21

Penn State has not allowed a first-drive touchdown in its last 21 games.

40

Since the start of the 2022 season, Penn State has forced 40 takeaways (21 interceptions, 19 fumbles)

218.1

Penn State leads the FBS allowing 218.1 total yards per game.

INDIANA
HOOSIERS

2-5, 0-4 Big Ten
H: 2-2, A: 0-2, N: 0-1

Head Coach: Tom Allen (Marantha Baptist '92)
Record at Indiana (Seventh season): 32-45 (.416)
Career Record (Seventh Season): same
vs. Penn State: 1-5

SCHEDULE/RESULTS

Time	TV	Opponent	Result	Network
9.2		Ohio State* (3/4)	L, 3-23	CBS
9.9		Indiana State	W, 41-7	BTN
9.16		vs. Louisville^ (-/RV)	L, 14-21	BTN
9.23		Akron	W, 29-27 (40T)	BTN
9.30		at Maryland* (RV/RV)	L, 17-44	BTN
10.14		at Michigan* (2/2)	L, 7-52	FOX
10.21		Rutgers*	L, 14-31	BTN
10.28		at Penn State* (10/10)	noon	CBS
11.4		Wisconsin* (RV/RV)	noon	BTN
11.11		at Illinois*	TBA	TBA
11.18		Michigan State*	TBA	TBA
11.25		at Purdue*	TBA	TBA

* - B1G game Rankings: AP/Coaches/CFP
^ - Lucas Oil Stadium - Indianapolis, Ind.

INSIDE THE GAME

NO. 10 NITTANY LIONS HOST INDIANA
FOR BIG MATCHUP

- OPENING KICK:** No. 10 Penn State welcomes Indiana to Beaver Stadium on Saturday. Kickoff is set for noon on CBS.
- SERIES HISTORY:** The Nittany Lions meet Indiana for the 27th time in program history. The teams are meeting for the 17th consecutive year, playing each season since 2007. Penn State holds a 24-2 lead in the series, including wins in eight of the last nine matchups. The Nittany Lions are 12-0 against Indiana in Happy Valley. In 2022, Penn State earned a 45-14 win in Bloomington. Kaytron Allen scored on three rushing touchdowns, while the Penn State defense tallied 16 tackles for loss, six sacks and three interceptions.
- TOUGH AGAINST THE RUN:** Penn State held Ohio State to 79 yards rushing, marking the sixth-straight opponent the Nittany Lions have held under 100 rushing yards in 2023. Over those six games, Penn State is allowing just 2.02 yards per carry. Since the start of the 2022 season, Penn State has held 15 opponents under 100 yards, tied second in the nation, and since 2014, the Nittany Lions have limited opponents to less than 100 rushing yards on 54 occasions.
- ISAAC'S STRONG SEASON:** Defensive end Adisa Isaac is enjoying a strong senior campaign. Isaac collected two tackles for loss, including a half-sack, at Ohio State. It marked Isaac's sixth career game with multiple tackles for loss. Since the start of the 2022 season, Isaac is tied for the Big Ten lead with five games with multiple tackles for loss, matching Illinois' Jer'Zhan Newton. In 2023, Isaac leads the Big Ten with 5.5 sacks and 9.5 tackles for loss. He also paces the conference in sacks per game (0.79; 16th nationally) and tackles for loss per game (1.4; 15th).
- THE OPPOSITION:** Indiana dropped a 31-14 decision against Rutgers last Saturday. The Hoosiers tallied 279 total yards, including 153 on the ground. Brendan Sorsby threw for 126 yards and a score, while adding 49 rushing yards and a 4-yard touchdown. Omar Cooper Jr. hauled in a 35-yard touchdown reception. Aaron Casey led the defense with nine tackles, while Nick James registered a sack.

BREAKDOWN

Category	Penn State	Indiana
RUSHING	#10 Nicholas Singleton 98 for 410 yds (58.6 ypg; 4.2 ypc), 6 TD	#12 Jaylin Lucas 55 for 247 yds (35.3 ypg; 4.5 ypc), 2 TD
PASSING	#15 Drew Allar 136-of-223 (61.0%), 1,445 yds (206.4 ypg), 13 TD/0 INT	#15 Brendan Sorsby 45-of-89 (50.6%), 420 yds (84.0 ypg), 3 TD/0 INT
RECEIVING	#1 KeAndre Lambert-Smith 37 for 454 yds (64.9 ypg; 12.3 ypc), 3 TD	#6 Cam Camper 17 for 285 yds (40.7 ypg; 16.8 ypc), 1 TD
DEFENSE	#23 Curtis Jacobs 32 TT, 3.5 TFL, 1.0 SK, 2 FR, 3 QBH	#44 Aaron Casey 59 TT, 8.0 TFL, 3.0 SK, 1 FF, 1 PBU, 1 QBH

RANKINGS COMPARISON

PSU	FBS	Conf	Stat	Conf	FBS	IND
42.2	55	5	3rd Down Offense Pct.	9	86	37.6
28.3	5	1	3rd Down Defense Pct.	9	52	36.5
60.3	72	5	Completion Pct.	10	101	57.1
144.7	2	2	Passing Defense	7	23	191.7
218.7	79	6	Passing Offense	10	100	198.0
67.5	43	4	Starting Quarterback QBR	13	113	37.4
20.8	52	8	Kick Return Avg.	12	103	17.7
15.0	28	2	Punt Return Avg.	13	117	12.8
91.7	113	13	Red Zone Defense	11	100	88.9
94.1	13	3	Red Zone Offense	12	119	72.2
73.4	3	1	Rushing Defense	14	106	174.4
181.3	32	2	Rushing Offense	12	110	113.7
9.7	2	2	Scoring Defense	13	95	29.3
39.7	9	2	Scoring Offense	14	122	17.9
4.1	1	1	Defensive Sacks Per Game	11	91	1.9
1.1	15	3	Sacks Allowed Per Game	8	42	1.7
33:19	8	1	Time of Possession	8	71	29:54
218.1	1	1	Total Defense	12	58	366.1
400.0	60	4	Total Offense	11	116	311.7
+11	1	1	Turnover Margin	12	105	-4
10.55	116	9	Explosive Play Offense Pct.	12	126	9.47
9.13	11	5	Explosive Play Defense Pct.	9	54	12.19

TABLE OF CONTENTS

Page 2 Quick Facts/National Polls/This Day in History
Page 3 Opponent Tracker/B1G/Media Info
Page 4-6 Head Coach James Franklin
Page 7 Indiana Scouting Report/Series History
Page 8-11 Team Notes
8 Penn State vs. the Big Ten/PSU vs. B1G West
..... Milestone Watch
9 At the Start/Record Breakdown
10 Historic Series/Home Sweet Home/2023 Captains
11 National Nits
Page 12-22 Position Notes
12 Offensive Notes/Preseason Honors

13 Quarterbacks/Academic Success/
..... Pronunciations
14 Running Backs/Nicholas Singleton
15 Kaytron Allen/Tight Ends
..... Winningest Programs/Welcoming To The Game
16 Wide Receivers/Coaching Staff POTW
17 KeAndre Lambert-Smith/Offensive Line/
..... Nittany Lions in the NFL
18 Defensive Notes/Chop Robinson
19 Defensive Line/Coaching Staff Notes/Assistant Coaches
20 Cornerbacks/Kalen King
21 Linebackers/Safeties/Abdul Carter

22 Special Teams/Lettermen Making Their Return/
..... Riley Thompson
Page 23-26 Numerical Roster/Alphabetical Roster
Page 27-30 Records Watch
Page 31-37 Game Recaps
Page 38-59 Player Bios
Page 60-63 Season Statistics
Page 64-72 Game-By-Game Statistics
Page 73-74 Long Plays
Page 75 Start Chart
Page 76 Participation
Page 77 The Last Time

PROGRAM NOTES

RECENT SUCCESS

Since 2016, Penn State holds a .737 winning percentage, with a record of 70-25, the seventh-best winning percentage among Power Five programs. Penn State has won at least nine games in five of the last seven seasons.

ACADEMIC EXCELLENCE

A total of 584 of Penn State football student-athletes have earned Academic All-Big Ten honors since 1993 for owning at least a 3.0 grade point average and being a letterwinner.

ONE OF NATION'S TOUGHEST HOME VENUES

Penn State owns a superlative 314-80 (.797) record inside Beaver Stadium, the nation's second-largest facility, which opened in 1960 and has a capacity of 106,572. The Nittany Lions are 43-8 in Beaver Stadium since 2016, an .843 winning percentage, the ninth-best home record among Power Five teams.

QUICK FACTS

UNIVERSITY

NAME The Pennsylvania State University
 LOCATION University Park, Pa.
 FOUNDED 1855
 ENROLLMENT 48,197 (UP Overall)
 NICKNAME Nittany Lions
 COLORS Blue & White
 CONFERENCE Big Ten
 DIVISION NCAA Division I
 STADIUM Beaver Stadium (106,572)
 STADIUM SURFACE Natural Grass
 PRESIDENT Dr. Neeli Bendapudi
 V.P. FOR INTERCOLLEGIATE ATHLETICS Dr. Patrick Kraft
 HEAD COACH James Franklin (10th Season)
 FOOTBALL OFFICE 814-865-0412
 TICKET OFFICE 1-800-NITTANY

FOOTBALL HISTORY

FIRST YEAR 1887
 ALL-TIME RECORD (135th Season) 926-407-42 (.689)
 7th in victories
 ALL-TIME BIG TEN RECORD (29th Season) 157-93 (.628)
 ALL-TIME BOWL RECORD 31-19-2 (.615)
 T-4th in bowl victories
 YEARS IN POSTSEASON PLAY 52
 BEAVER STADIUM RECORD 314-80 (.797)

ASSISTANT COACHES

MANNY DIAZ Florida State; 1995
 Defensive Coordinator/Linebackers (2nd Season)
 MIKE YURCICH California (Pa.); 1999
 Offensive Coordinator/Quarterbacks (3rd Season)
 STACY COLLINS Western Oregon; 1995
 Special Teams Coordinator/Outside Linebacker/Nickels (2nd Season)
 TY HOWLE Penn State; 2013
 Co-Offensive Coordinator/Tight Ends (3rd Season)
 ANTHONY POINDEXTER Virginia; 2009
 Co-Defensive Coordinator/Safeties (3rd Season)
 DEION BARNES Penn State; 2014
 Defensive Line (1st Season)
 JA'UAN SEIDER West Virginia; 2000
 Assistant Head Coach/
 Co-Offensive Coordinator/Running Backs (6th Season)
 TERRY M. SMITH Penn State; 1991
 Associate Head Coach/
 Defensive Recruiting Coordinator/Cornerbacks (10th Season)
 MARQUES HAGANS Virginia; 2005
 Offensive Recruiting Coordinator/Wide Receivers (1st Season)
 PHIL TRAUTWEIN Florida; 2007
 Offensive Line (4th Season)
 CHUCK LOSEY Vanderbilt; 2002
 Assistant AD for Football Performance Enhancement (10th Season)

NATIONAL POLLS

PENN STATE IN THE POLLS

Date	CFP	AP	COACHES
Preseason	-	7	7
Week 2 (9/5)	-	7	7
Week 3 (9/10)	-	7	7
Week 4 (9/17)	-	7	7
Week 5 (9/24)	-	6	7
Week 6 (10/1)	-	6	6
Week 7 (10/8)	-	6	5
Week 8 (10/15)	-	7	6
Week 9 (10/22)	-	10	10
Week 10 (10/29, 10/31)	-	-	-
Week 11 (11/5, 7)	-	-	-
Week 12 (11/12, 14)	-	-	-
Week 13 (11/19, 21)	-	-	-
Week 14 (11/26, 28)	-	-	-
Week 15 (12/3)	-	-	-

COLLEGE FOOTBALL PLAYOFF

Rankings will be issued six times in 2023, including Selection Day, Sunday, December 3. The dates were as follows:

- Tuesday, October 31 (7 p.m.)
- Tuesday, November 7 (7 p.m.)
- Tuesday, November 14 (9 p.m.)
- Tuesday, November 21 (7 p.m.)
- Tuesday, November 28 (7 p.m.)
- Sunday, December 3 - Selection Day (Noon)

For more information on rankings, the selection committee protocol and voting process, visit collegefootballplayoff.com.

ASSOCIATED PRESS (10/22)

1.	Georgia (38)	7-0	1536
2.	Michigan (19)	8-0	1504
3.	Ohio State (3)	7-0	1454
4.	Florida State (3)	7-0	1408
5.	Washington	7-0	1325
6.	Oklahoma	7-0	1267
7.	Texas	6-1	1150
8.	Oregon	6-1	1133
9.	Alabama	7-1	1071
10.	PENN STATE	6-1	999
11.	Oregon State	6-1	922
12.	Ole Miss	6-1	889
13.	Utah	6-1	868
14.	Notre Dame	6-2	718
15.	LSU	6-2	687
16.	Missouri	7-1	594
17.	North Carolina	6-1	506
18.	Louisville	6-1	420
19.	Air Force	7-0	395
20.	Duke	5-2	371
21.	Tennessee	5-2	306
22.	Tulane	6-1	248
23.	UCLA	5-2	243
24.	USC	6-2	193
25.	James Madison	7-0	167

Others receiving votes: Florida 34, Liberty 17, Kansas State 16, Miami 12, Fresno State 8, Oklahoma State 5, Toledo 3, Kentucky 2, Rutgers 2, UNLV 1, Wisconsin 1.

USA TODAY/AFCA COACHES (10/22)

1.	Georgia (58)	7-0	1586
2.	Michigan (4)	8-0	1522
3.	Ohio State (2)	7-0	1459
4.	Florida State	7-0	1426
5.	Washington	7-0	1333
6.	Oklahoma	7-0	1283
7.	Texas	6-1	1150
8.	Alabama	7-1	1141
9.	Oregon	6-1	1089
10.	PENN STATE	6-1	1056
11.	Ole Miss	6-1	931
12.	Oregon State	6-1	892
13.	Utah	6-1	866
14.	Notre Dame	6-2	688
15.	LSU	6-2	677
16.	Missouri	7-1	604
17.	North Carolina	6-1	574
18.	Louisville	6-1	451
19.	Air Force	7-0	374
20.	Tennessee	5-2	356
21.	Duke	5-2	350
22.	USC	6-2	269
23.	Tulane	6-1	202
24.	UCLA	5-2	195
25.	James Madison	7-0	101

Others receiving votes: Florida 52, Miami 27, Kansas State 25, Iowa 24, Fresno State 23, Oklahoma State 13, Kentucky 10, Wyoming 9, SMU 8, Liberty 8, Arizona 7, UNLV 6, Maryland 4, Kansas 4, Wisconsin 2, Toledo 2, Clemson 1.

2023 Opponents in bold

THIS DAY IN HISTORY

OCT. 28

RECORD: 12-4-2

STREAK: L, 1

Season	Site	Result
1950	H	Penn State 7, Temple 7
1961	H	Penn State 33, Cal 16
1967	A	Penn State 29, Syracuse 20
1972	A	No. 11 Penn State 28, No. 18 West Virginia 19
1978	A	No. 2 Penn State 49, West Virginia 21
1989	H	No. 6 Alabama 17, No. 14 Penn State 16
1995	H	No. 16 Penn State 45, Indiana 21
2000	N	Penn State 27, Indiana 24
2006	A	Penn State 12, Purdue 0
2017	A	No. 6 Ohio State 39, No. 2 Penn State 38

OPPONENT TRACKER

WEST VIRGINIA (SEPT. 2) Overall: 4-3 Big 12: 2-2 This Week: at UCF (3-4) Last Week: L, 34-48, vs. Oklahoma State (5-2) WVUSports.com	DELAWARE (SEPT. 9) Overall: 6-1 CAA: 4-0 This Week: at Towson (3-4) Last Week: W, 47-3, at Hampton (3-4) BlueHens.com	Illinois (SEPT. 16) Overall: 3-5 Big Ten: 1-4 This Week: Idle Last Week: L, 21-25, vs. Wisconsin (5-2) FightingIllini.com
IOWA (SEPT. 23) Overall: 6-2 Big Ten: 3-2 This Week: Idle Last Week: L, 10-12, vs. Minnesota (4-3) HawkeyeSports.com	Northwestern (SEPT. 30) Overall: 3-4 Big Ten: 1-3 This Week: host Maryland (5-2) Last Week: L, 9-17, at Nebraska (4-3) NUSports.com	UMASS (OCT. 14) Overall: 1-7 Independent: N/A This Week: at Army (2-5) Last Week: Idle UMassAthletics.com
Ohio State (OCT. 21) Overall: 7-0 Big Ten: 4-0 This Week: at Wisconsin (5-2) Last Week: W, 20-12, vs. Penn State (6-1) OhioStateBuckeyes.com	INDIANA (OCT. 28) Overall: 2-5 Big Ten: 0-4 This Week: at Penn State (6-1) Last Week: L, 14-31, vs. Rutgers (6-2) IUHoosiers.com	Maryland (NOV. 4) Overall: 5-2 Big Ten: 2-2 This Week: at Northwestern (3-4) Last Week: Idle UMTerps.com
MICHIGAN (NOV. 11) Overall: 8-0 Big Ten: 5-0 This Week: Idle Last Week: W, 49-0, at Michigan State (2-5) MGoBlue.com	RUTGERS (NOV. 18) Overall: 6-2 Big Ten: 3-2 This Week: Idle Last Week: W, 31-14, at Indiana (2-5) ScarletKnights.com	Michigan State (NOV. 24) Overall: 2-5 Big Ten: 0-4 This Week: at Minnesota (4-3) Last Week: L, 0-49, vs. Michigan (8-0) MSUSpartans.com

PENN STATE MEDIA SERVICES

FOOTBALL CONTACTS

Greg Kincaid (Primary) Cell: 814-753-2910 E-mail: grk5016@psu.edu Twitter: @GoPSUGreg	Senior Assoc. AD for Communications/Content/Branding: Kris Petersen Asst. AD for Football Communications: Greg Kincaid Associate Directors: John Hanna, Chelsea Vielhauer Assistant Directors: Julia Beretta, Pat Donghia, Aaron Gaberman, Matt Jackson, Paul Marboe, Matt Rudisill, Nick Whitley Admin. Assistant: Cristin Guiher Strategic Communications Office: 814-865-1757 Website: GoPSUsports.com Address: 101D Bryce Jordan Center, University Park, Pa., 16802
Kris Petersen (James Franklin) Cell: 814-883-4581 E-mail: kap18@psu.edu Twitter: @GoPSUKris	
Paul Marboe Cell: 814-777-7604 E-mail: prms1118@psu.edu Twitter: @pmarboe33	
Matt Rudisill Cell: 610-844-7310 E-mail: mpr5529@psu.edu Twitter: @mrudy26	

WEEKLY SCHEDULE

SUNDAY: 9 a.m. - Updated stats available at GoPSUsports.com.	WEDNESDAY: Times TBA - Practice Availability Media can watch select periods of practice. James Franklin and select players will be available post-practice.
MONDAY: 1 p.m. - Game Notes available at GoPSUsports.com.	THURSDAY: 11:45 a.m. - Assistant Coach Availability via Zoom.
TUESDAY: 12:30 p.m. - Penn State Weekly Press Conference James Franklin available for questions in-person w/zoom.	6:05 p.m. - "The Penn State Coaches Show Featuring James Franklin Presented by Pepsi" at The Field and broadcast live on the Penn State Sports Network and LionVision on GoPSUsports.com.
TUESDAY-WEDNESDAY: 9 a.m. - 2 p.m. - Player Interviews Selected players available for interviews via Zoom. For information, please contact Greg Kincaid in PSU Strategic Communications.	SATURDAY: Postgame: James Franklin and selected players will be available immediately following the game. Video/audio of Franklin's press conference will be available via Penn State Football Media Central.

BIG STANDINGS

EAST	BIG TEN			OVERALL			
	W-L	%		W-L	%	AP	USA
Michigan	5-0	1.000		8-0	1.000	0-0	0-0
Ohio State	4-0	1.000		7-0	1.000	2-0	2-0
PENN STATE	3-1	.750		6-1	.857	1-1	1-1
Rutgers	3-2	.600		6-2	.750	0-1	0-1
Maryland	2-2	.500		5-2	.714	0-1	0-1
Indiana	0-4	.000		2-5	.286	0-2	0-2
Michigan State	0-4	.000		2-5	.286	0-2	0-2

WEST	BIG TEN			OVERALL			
	W-L	%		W-L	%	AP	USA
Wisconsin	3-1	.750		5-2	.714	0-0	0-0
Iowa	3-2	.600		6-2	.750	0-1	0-1
Minnesota	2-2	.500		4-3	.571	1-2	1-2
Nebraska	2-2	.500		4-3	.571	0-2	0-2
Northwestern	1-3	.250		3-4	.429	0-1	0-1
Purdue	1-3	.250		2-5	.286	0-1	0-1
Illinois	1-4	.200		3-5	.375	0-1	0-1

BIG TEN SCHEDULE (All Times Eastern)

Saturday, October 28
Indiana at Penn State*, noon (CBS)
 Maryland at Northwestern*, noon (BTN)
 Michigan State at Minnesota*, 3:30 p.m. (BTN)
 Purdue at Nebraska*, 3:30 p.m. (FS1)
 Ohio State at Wisconsin*, 7:30 p.m. (NBC)
 Idle: Illinois, Iowa, Michigan, Rutgers

* - Big Ten Game

PENN STATE MEDIA CENTRAL

Notes, Flip Cards, Press Conference Video/Audio, etc. can be found by going to gopsusports.com/fbmedia.

For more stats/info, follow @PennStFBComms on Twitter.

BIG TEN MEDIA SERVICES

BIG TEN CONFERENCE RELEASE/STATISTICS: The Big Ten Conference football release, with standings and statistics, is available at www.bigten.org.

BIG TEN PLAYERS OF THE WEEK: The Big Ten Conference will be announcing Players of the Week every Monday during the season.

COLLEGE PRESS BOX.COM

collegepressbox is the official media website for Division I football. Access and download game notes, quotes, statistics, media guides, headshots, logos and more for all FBS schools, conferences, postseason games, awards and the College Football Playoff. For access, please register for an account at collegepressbox.com/register.

MONDAY	TUESDAY	WEDNESDAY	THURSDAY	FRIDAY	SATURDAY	SUNDAY
Game Notes Available by 1 p.m. on GoPSUsports.com	James Franklin Press Conference 12:30 p.m. (ET) Player Zoom Conferences	Practice Availability & James Franklin & Players Post Practice Player Zoom Conferences	Assistant Coach Zoom Conference The Penn State Coaches Show Presented by Pepsi 6:05 p.m. GoPSUsports.com Penn State Sports Network	No Coach/Player Availability	Indiana noon CBS/ Penn State Sports Network Beaver Stadium	Updated Statistics Available 9 a.m. GoPSUsports.com



FRANKLIN FILE

Born: February 2, 1972
Hometown: Langhorne, Pa.
Wife: Fumi
Daughters: Shola & Addison

Education:
 Neshaminy High School, 1990
 East Stroudsburg, 1995; B.S. in Psychology
 Washington State, 1999; M.A. in Educational Leadership

Playing Career:
 East Stroudsburg; Quarterback, 1991-94

Coaching Experience

2014-pres.	Head Coach	Penn State
2011-13	Head Coach	Vanderbilt
2008-10	Asst HC/Off. Coord./QBs	Maryland
2006-07	Off. Coord./QBs	Kansas State
2005	Wide Receivers	Green Bay Packers
2000-04	Recruiting Coord./WRs	Maryland
1999	Wide Receivers	Idaho State
1998	Grad. Asst./Tight Ends	Washington State
1997	Wide Receivers	James Madison
1996	Grad. Asst./Secondary	East Stroudsburg
1995	Wide Receivers	Kutztown

CAREER RECORD

VANDERBILT

Year	Overall	Conf.	Final AP; Notes
2011	6-7	2-6	Liberty Bowl (L)
2012	9-4	4-4	No. 23; Music City Bowl (W)
2013	9-4	5-3	No. 20; BBVA Compass Bowl (W)
3 yrs	24-15	11-13	

PENN STATE

Year	Overall	Conf.	Final AP; Notes
2014	7-6	2-6	PinStripe Bowl (W, OT)
2015	7-6	4-4	TaxSlayer Bowl (L)
2016	11-3	8-1	No. 7; Big Ten Champs, Rose Bowl (L)
2017	11-2	7-2	No. 8; Fiesta Bowl (W)
2018	9-4	6-3	No. 17; Citrus Bowl (L)
2019	11-2	7-2	No. 9; Cotton Bowl (W)
2020	4-5	4-5	
2021	7-6	4-5	Outback Bowl (L)
2022	11-2	7-2	Rose Bowl (W)
2023	6-1	3-1	
10 yrs	84-37	52-31	

CAREER

	Overall	Conf.	Bowls
13 yrs	108-52	63-44	Won 6, Lost 5

HEAD COACH JAMES FRANKLIN

CAREER AT A GLANCE

- Franklin was named the 16th head football coach in the storied history of the Nittany Lion program on January 11, 2014.
- He is one of six current FBS head coaches to lead his teams to a bowl game in each of his first nine seasons as a head coach and one of six to do so in 11 of their first 12 seasons.
- Franklin is one of four current Big Ten coaches (Ryan Day, Kirk Ferentz, Jim Harbaugh) to have won a Big Ten Championship and became the first African American head coach to win a Big Ten title after Penn State's 2016 victory.
- He joins Mack Brown (UNC), Jimbo Fisher (Texas A&M), Nick Saban (Alabama), Kirby Smart (Georgia) and Dabo Swinney (Clemson) as the only active coaches in college football to have won at least three New Year's Six or College Football Playoff games in their career.
- Franklin has led his teams to four Top 10 finishes (4 at Penn State) and seven Top 25 finishes (2 at Vanderbilt; 5 at Penn State).
- In the last seven seasons under Franklin, Penn State is one of six teams to rank in the top 12 of the CFP final rankings at least five times, joining Alabama, Clemson, Georgia, Ohio State and Oklahoma.
- From 2016-19, Franklin led the Nittany Lions to three New Year's Six bowls - 2016 (Rose), 2017 (Fiesta) and 2019 (Cotton), making Penn State one of eight teams to accomplish the feat during the four-year span. Penn State last went to three New Year's Six bowls in four years in 1980-83 (1980 Fiesta, 1982 Fiesta, 1983 Sugar).
- Franklin guided Penn State to back-to-back New Year's Six bowls in 2016 (Rose) and 2017 (Fiesta) for the first time since 1985 (Orange) and 1986 (Fiesta).
- From 2016-19, Franklin led Penn State to 42 wins, the most in program history for the Big Ten era, and 28 league wins, a program record.
- Franklin has 28 years of coaching experience at the collegiate and NFL level.
- In his first 12 years as a head coach, Franklin mentored 90 players who have gone on to the NFL ranks.
- Franklin is first all-time in total wins and winning percentage by an FBS African American head coach (minimum 80 wins).

NIITTANY LIONS ON THE FIELD

- Penn State defeated No. 8/7/10 Utah, 35-21, in the 109th Rose Bowl Game to cap off the **2022** season. The Nittany Lions reached the 11-win plateau for the 19th time in program history.
- Penn State earned a New Year's Day bowl berth against Arkansas in the Outback Bowl in **2021**. With wins over No. 12/15 Wisconsin and No. 22/20 Auburn, Penn State tallied two wins over ranked teams within the first three games of the season for the first time in program history.
- In **2020**, with the emergence of young skill players on offense, true freshmen accounted for 1,486 of Penn State's 3,873 total yards (38 percent), marking a school record for most combined scrimmage yards by true freshmen in a single season.
- Penn State earned its third 11-win season in four years with an 11-2 record in **2019**, including a win over No. 17 Memphis in the Goodyear Cotton Bowl Classic. The Nittany Lions posted their fourth-straight top 12 finish in the final CFP rankings, coming in 10th, and were ranked ninth in the final Associated Press and Amway Coaches polls to earn their 25th AP Top 10 finish. Franklin was a finalist for the Paul "Bear" Bryant National Coach of the Year award for the second time at Penn State (2016) and third time in his head coaching career.
- In **2018**, the Nittany Lions posted their third-straight season with at least nine wins with a 9-4 overall record, earning a berth in the VRBO Citrus Bowl. Penn State finished No. 12 in the final CFP rankings and No. 17 in the Associated Press and Amway Coaches polls.
- Penn State climbed as high as No. 2 in the rankings in **2017** and appeared in a second-straight New Year's Six bowl, earning a 35-28 win over No. 11 Washington in the PlayStation Fiesta Bowl. At 11-2, the Nittany Lions earned back-to-back 11-win seasons for the fifth time in program history and first time since 2008 and 2009. Penn State finished the season No. 8 in the Associated Press and Amway Coaches polls and No. 9 in the final CFP rankings.
- Penn State surged in **2016**, winning nine consecutive games en route to the Big Ten Championship, a Rose Bowl berth and an 11-3 overall record. Penn State finished the season ranked No. 5 in the College Football Playoff rankings and No. 7 in the Associated Press and Amway Coaches polls. It was Penn State's highest finish in the polls since 2005. The Lions claimed their fourth overall Big Ten Championship and first outright title since 1994 with a thrilling, 38-31 comeback win over Wisconsin in the Big Ten Championship Game. Franklin was honored as Sporting News National Coach of the Year and the Woody Hayes National Coach of the Year, as well as the Dave McLain Big Ten Coach of the Year and Associated Press Big Ten Coach of the Year.
- Franklin guided the Nittany Lions to a 7-6 record in **2015** and a berth in the TaxSlayer Bowl.
- Franklin's first season in **2014** was bookended with a pair of thrilling victories for the Nittany Lions. It began with a final-play 26-24 victory over UCF in Dublin, Ireland, in Penn State's first-ever international game and ended with a comeback, a 31-30 overtime win over Boston College in the New Era PinStripe Bowl in Yankee Stadium. Franklin became just the third Penn State coach to lead the team to at least seven wins in his first season, joining Dick Harlow (1915) and Bill O'Brien (2012), and he guided the Nittany Lions to a 4-0 start, joining Harlow as the only first-year Penn State coaches to win their initial four games.

NIITTANY LIONS IN THE CLASSROOM

- The Nittany Lions posted their first 1,000 single-year APR in program history in 2018-19, topping the previous high of 993 in 2014-15.
- Sean Clifford (2021) and Trace McSorley (2018) were selected as a National Football Foundation (NFF) Scholar-Athletes and finalists for the Campbell Trophy, known as the "Academic Heisman." They are the 18th and 19th Nittany Lions to be selected as an NFF Scholar-Athlete.
- In 2019, punter Blake Gillikin took home CoSIDA Academic All-America® first-team honors for the second-straight year to become the 12th two-time first-team selection in Penn State history. He graduated with a perfect 4.0 grade-point average in May.
- Gillikin's two first-team CoSIDA Academic All-America honors increase Penn State football's total to 67 honorees, which ranks second in Division I football history (FBS and FCS).
- Tyler Yazujuan collected a berth on the CoSIDA Academic All-America® first team in 2016 after an appearance on the second team in 2015.
- A program-record 10 Nittany Lions were named 2020-21 Big Ten Distinguished Scholars, besting the previous mark of nine set a year earlier.

NIITTANY LIONS IN THE COMMUNITY

- The Nittany Lions are active in the community, participating in activities such as Uplifting Athletes, THON, Pennsylvania Special Olympics Summer Games, State College Area Food Bank and Penn State Hershey Children's Hospital visits.
- On June 15, 2020, Franklin was named to the Big Ten Anti-Hate and Anti-Racism Coalition.
- As part of the Cotton Bowl festivities in 2019, Franklin and his family made a \$10,000 financial commitment to the Dallas Children's Hospital.
- In August 2019, Franklin was named a Penn State University Renaissance Fund honoree, which awards outstanding community members for helping students in need.

BOWL GAMES AS A COACH

As a Head Coach:

- 2023 Rose Bowl PSU . . . W . . . 35-21
- 2022 Outback Bowl PSU . . . L . . . 24-10
- 2019 Cotton Bowl PSU . . . W . . . 53-39
- 2019 Citrus Bowl PSU . . . L . . . 27-24
- 2017 Fiesta Bowl PSU . . . W . . . 35-28
- 2017 Rose Bowl PSU . . . L . . . 52-49
- 2016 TaxSlayer Bowl PSU . . . L . . . 24-17
- 2014 Pinstripe Bowl PSU . . . W . . . 31-30 (OT)
- 2014 BBVA Compass Bowl VU . . . W . . . 41-24
- 2012 Music City Bowl VU . . . W . . . 38-24
- 2011 Liberty Bowl VU . . . L . . . 31-24

As an Assistant Coach:

- 2010 Military Bowl UMD . . . W . . . 51-20
- 2008 Humanitarian Bowl UMD . . . W . . . 42-35
- 2006 Texas Bowl KSU . . . L . . . 37-10
- 2002 Orange Bowl UMD . . . L . . . 56-23
- 2004 Gator Bowl UMD . . . W . . . 41-7
- 2002 Peach Bowl UMD . . . W . . . 30-3

COACHING HONORS

- 2019 Paul "Bear" Bryant Coach of the Year Finalist
- 2016 Sporting News National Coach of the Year
- Woody Hayes National Coach of the Year
- Maxwell Club Tri-State Coach of the Year
- College Sports Madness National Coach of the Year
- Eddie Robinson Coach of the Year Finalist
- Paul "Bear" Bryant Coach of the Year Finalist
- Associated Press Coach of the Year Finalist
- George Munger College Coach of the Year Semifinalist
- Big Ten Dave McClain Coach of the Year (media vote)
- Associated Press Big Ten Coach of the Year
- Athlon Sports Big Ten Coach of the Year
- ECAC Division I FBS Coach of the Year
- The Dodd Trophy Coach of the Week. (Oct. 24)
- 2012 Paul "Bear" Bryant Coach of the Year Finalist

ALL-AMERICANS AS A HEAD COACH

- | | | | |
|------|------------------------------------------|------|--------------------------------------------|
| 2022 | Olumuyiwa Fashanu 2nd Team | 2017 | Saquon Barkley . . . 1st Team (Consensus) |
| | Kalen King 2nd Team | | Mike Gesicki 2nd Team |
| | Joey Porter Jr. 2nd Team | 2016 | Saquon Barkley 3rd Team |
| 2021 | Jaquan Brisker 2nd Team | 2015 | Carl Nassib 1st Team (Consensus) |
| | Arnold Ebiketie 2nd Team | 2014 | Mike Hull 2nd Team |
| | Jordan Stout 2nd Team | 2013 | Jordan Matthews 1st Team |
| | Jahan Dotson 3rd Team | 2012 | Jordan Matthews 3rd Team |
| 2019 | Micah Parsons . . . 1st Team (Consensus) | 2011 | Casey Hayward 2nd Team |
| | Pat Freiermuth 2nd Team | | |

AWARD WINNERS AS A HEAD COACH

- 2023 Chris Stoll Patrick Mannelly Award
- 2022 Nicholas Singleton Thompson-Randle El Big Ten Freshman of the Year
- 2021 Jordan Stout Eddleman-Fields Big Ten Punter of the Year
- 2020 Pat Freiermuth Kwalick-Clark Big Ten Tight End of the Year
- 2019 Micah Parsons Butkus-Fitzgerald Big Ten Linebacker of the Year
- 2017 Saquon Barkley Paul Hornung Award Winner
- Graham-George Big Ten Offensive Player of the Year
- Ameche-Dayne Big Ten Running Back of the Year
- Rodgers-Dwight Big Ten Return Specialist of the Year
- Chicago Tribune Silver Football Award
- Brandon Smith Allstate AFCA Good Works Team
- 2016 Saquon Barkley Graham-George Big Ten Offensive Player of the Year
- Ameche-Dayne Big Ten Running Back of the Year
- Chicago Tribune Silver Football Award
- Tyler Davis Vlade Award
- 2015 Carl Nassib Rotary Lombardi Award
- Ted Hendricks Award
- Lott IMPACT Award
- CBS Sports National Defensive Player of the Year
- Nagurski-Woodson Big Ten Defensive Player of the Year
- Ben Kline Allstate AFCA Good Works Teams
- 2014 Mike Hull Butkus-Fitzgerald Big Ten Linebacker of the Year

NFL DRAFT PICKS

- As a Head Coach:**
- | | | | | | |
|------|-------------------------------|------------------------|------|----------------------------------------------------------------------|------------------------|
| 2023 | Joey Porter Jr. 2 | 32. Steelers | 2017 | Zach Cunningham (V) . . . 2 | 57. Texans |
| | Brenton Strange 2 | 61. Jaguars | | Chris Godwin 3 | 84. Buccaneers |
| | Juice Scruggs 2 | 62. Texans | | Will Holden (V) 5 | 157. Cardinals |
| | Ji'Ayir Brown 3 | 87. 49ers | 2016 | Austin Johnson 2 | 43. Titans |
| | Sean Clifford 5 | 149. Packers | | Christian Hackenberg . . . 2 | 51. Jets |
| | Parker Washington 6 | 185. Jaguars | | Carl Nassib 2 | 65. Browns |
| 2022 | Jahan Dotson 1 | 16. Commanders | | Anthony Zettel 6 | 202. Lions |
| | Arnold Ebiketie 2 | 38. Falcons | | Jordan Lucas 6 | 204. Dolphins |
| | Jaquan Brisker 2 | 48. Bears | | Stephen Weatherly (V) . . . 7 | 227. Vikings |
| | Brandon Smith 4 | 120. Panthers | 2015 | Donovan Smith 2 | 34. Buccaneers |
| | Jordan Stout 4 | 130. Ravens | | Adrian Amos 5 | 142. Bears |
| | Tariq Castro-Fields 6 | 221. 49ers | | Jesse James 5 | 160. Steelers |
| | Rasheed Walker 7 | 249. Packers | 2014 | Jordan Matthews 2 | 42. Eagles |
| | Jesse Luketa 7 | 256. Cardinals | | Wesley Johnson 5 | 173. Steelers |
| 2021 | Micah Parsons 1 | 12. Cowboys | | Andre Hal 7 | 216. Texans |
| | Odafé "Jayson" Oweh . . . 1 | 31. Ravens | 2013 | Zac Stacy 5 | 160. Rams |
| | Pat Freiermuth 2 | 55. Steelers | | Ryan Seymour 7 | 220. Seahawks |
| | Shaka Toney 7 | 246. WFT | 2012 | Casey Hayward 2 | 62. Packers |
| | Michal Menet 7 | 247. Cardinals | | Tim Fugger 7 | 214. Colts |
| | Will Fries 7 | 248. Colts | | (V) - Indicates Franklin coached NFL Draft pick while at Vanderbilt. | |
| 2020 | Yetur Gross-Matos 2 | 38. Panthers | | | |
| | KJ Hamler 2 | 46. Broncos | | | |
| | John Reid 4 | 141. Texans | | | |
| | Cam Brown 6 | 183. Giants | | | |
| | Robert Windsor 6 | 193. Colts | | | |
| 2019 | Miles Sanders 2 | 53. Eagles | | | |
| | Connor McGovern 3 | 90. Cowboys | | | |
| | Shareef Miller 4 | 138. Eagles | | | |
| | Amani Oruwariye 5 | 146. Lions | | | |
| | Trace McSorley 6 | 197. Ravens | | | |
| | Nick Scott 7 | 243. Rams | | | |
| 2018 | Saquon Barkley 1 | 2. Giants | | | |
| | Mike Gesicki 2 | 42. Dolphins | | | |
| | Oren Burks (V) 3 | 88. Packers | | | |
| | Troy Apke 4 | 109. Redskins | | | |
| | DaeSean Hamilton 4 | 113. Broncos | | | |
| | Marcus Allen 5 | 148. Steelers | | | |
| | Christian Campbell 6 | 182. Cardinals | | | |

As an Assistant Coach:

- 2011 Torrey Smith 2
- 58. Ravens
- Da'Rel Scott 7
- 211. Giants
- 2010 Bruce Campbell 4
- 106. Raiders
- 2009 Darrius Heyward-Bey . . 1
- 7. Raiders
- Josh Freeman 1
- 170. Buccaneers
- Jaimie Thomas 7
- 236. Colts
- Dan Gronkowski 7
- 255. Lions
- 2008 Jordy Nelson 2
- 36. Packers
- 2007 Yamon Figurs 3
- 74. Ravens
- Thomas Clayton 6
- 186. 49ers

ALL-CONFERENCE SELECTIONS AS A HEAD COACH

- | | | | | | | |
|------|-------------------------------------|---------------------------------|----------------------------------|---------------------------------------|---------------------------------|-------------------------------|
| 2022 | Joey Porter Jr. 1st | Jordan Stout 1st (P) | Tariq Castro-Fields HM | Trace McSorley 2nd | Christian Campbell HM | DaeSean Hamilton HM |
| | Abdul Carter 2nd | Ellis Brooks 2nd | PJ Mustipher HM | Miles Sanders 2nd | Curtis Cothran HM | Trevor Williams HM |
| | PJ Mustipher 2nd | PJ Mustipher 2nd | Antonio Shelton HM | Ryan Bates 3rd | Parker Cothren HM | |
| | Olumuyiwa Fashanu 2nd | Ji'Ayir Brown 3rd | Brandon Smith HM | Connor McGovern 3rd | Grant Haley HM | 2014 |
| | Nicholas Singleton 2nd (RS) | Jesse Luketa 3rd | | Shareef Miller 3rd | Juwan Johnson HM | Mike Hull 1st |
| | | Joey Porter Jr. 3rd | 2019 | Pat Freiermuth HM | | Anthony Zettel 1st |
| | | Brandon Smith 3rd | Yetur Gross-Matos 1st | Steven Gonzalez 2nd | | Sam Ficken 2nd |
| | | Rasheed Walker 3rd | Pat Freiermuth 2nd | KJ Hamler 2nd (WR) | 2016 | DaeSean Hamilton 2nd |
| | | Jesse Luketa 3rd | Steven Gonzalez 2nd | Michael Menet 3rd (WR & RS) | Saquon Barkley 1st | Adrian Amos HM |
| | | Joey Porter Jr. 3rd | KJ Hamler 2nd (WR) | Micah Parsons HM | Tyler Davis 1st | Deion Barnes HM |
| | | Brandon Smith 3rd | Shaka Toney 2nd | John Reid HM | Trace McSorley 2nd | Jesse James HM |
| | | Rasheed Walker 3rd | Robert Windsor 3rd | Nick Scott HM | Garrett Sickels 2nd | Austin Johnson HM |
| | | Tariq Castro-Fields HM | Journey Brown HM | Garrett Taylor HM | Mike Gesicki 2nd | Jordan Lucas HM |
| | | Sean Clifford HM | Sean Clifford HM | Robert Windsor HM | Evan Schwann 3rd | Angelo Mangiro HM |
| | | Barney Amor HM | Will Fries HM | Robert Windsor HM | Jason Cabinda 3rd | Trevor Williams HM |
| | | Sean Clifford HM | Blake Gillikin HM | 2017 | Marcus Allen 1st | 2013 |
| | | Johnny Dixon HM | Jan Johnson HM | Saquon Barkley 1st | Marcus Allen 3rd | Kenny Ladler 1st |
| | | Bryce Effner HM | Jake Pinegar HM | Mike Gesicki 1st | Chris Godwin 3rd | Jordan Matthews 1st |
| | | Curtis Jacobs HM | John Reid HM | Jason Cabinda 2nd | Brandon Bell HM | Andre Hal 2nd |
| | | Hunter Nourzad HM | Garrett Taylor HM | Blake Gillikin 2nd | Parker Cothren HM | Wesley Johnson 2nd |
| | | Jake Pinegar HM | Lamont Wade HM | John Reid HM | Brian Gaia HM | |
| | | Chop Robinson HM | | | Blake Gillikin HM | 2012 |
| | | Nick Tarburton HM | 2018 | | John Reid HM | Jordan Matthews 1st |
| | | Parker Washington HM | Amani Oruwariye 1st | | | Richard Kent 2nd |
| | | Sal Wormley HM | Yetur Gross-Matos 1st | | | Zac Stacy 2nd |
| 2021 | Jaquan Brisker 1st | 2020 | | | | 2011 |
| | Jahan Dotson 1st (WR) | Pat Freiermuth 1st | | | | Tim Fugger 2nd |
| | Arnold Ebiketie 1st | Jayson Oweh 1st | | | | Casey Hayward 2nd |
| | | Shaka Toney 1st | | | | Zac Stacy 2nd |
| | | Will Fries 2nd | | | | |
| | | Mike Miranda 2nd | | | | |
| | | Jaque Brisker 3rd | | | | |
| | | Jahan Dotson 3rd (WR) | | | | |
| | | Michael Menet 3rd | | | | |
| | | Joey Porter Jr. 3rd | | | | |
| | | Rasheed Walker 3rd | | | | |
| | | Lamont Wade 3rd | | | | |

HM - honorable mention

PENN STATE

Total Offense Highs

673.....Idaho, 2019
643.....Kent State, 2018
619.....at Maryland, 2017
609.....Nebraska, 2019
599.....Iowa, 2016
591.....at Illinois, 2018
580.....Illinois, 2020
579.....at Iowa, 2017
572.....Ohio, 2022
569.....Akron, 2020

Total Offense Lows

180.....at Temple, 2015
186.....at Michigan, 2018
191.....at Michigan, 2016
207.....Michigan, 2015
214.....at Michigan, 2014
219.....Maryland, 2019
227.....at Ohio State, 2014
227.....Illinois, 2021
233.....Michigan State, 2014
240.....Ohio State, 2014
240.....at Ohio State, 2023

First Down Highs

35.....Idaho, 2019
34.....Delaware, 2023
32.....Nebraska, 2017
32.....Ball State, 2021
31.....at Illinois, 2018
30.....at Maryland, 2019
30.....Maryland, 2020
30.....at Nebraska, 2020
29.....at Iowa, 2017
28.....Maryland, 2016
28.....at Maryland, 2017
28.....Maryland, 2018
28.....Illinois, 2020
28.....Iowa, 2023
28.....UMass, 2023

First Down Lows

9.....at Temple, 2015
10.....at Michigan, 2022
11.....at Michigan, 2018
11.....at Wisconsin, 2021
12.....Army, 2015
12.....at Michigan, 2016
13.....Ohio State, 2016
14.....Northwestern, 2014
14.....at Ohio State, 2015
14.....Michigan, 2015
14.....Pittsburgh, 2017
14.....Michigan State, 2018
14.....Buffalo, 2019
14.....Michigan, 2019
14.....Illinois, 2021

Rushing Yardage Highs

396.....vs. Memphis, 2019
387.....at Illinois, 2018
372.....Maryland, 2016
359.....Iowa, 2016
340.....at Rutgers, 2016
331.....Idaho, 2019
330.....Rutgers, 2015
315.....Delaware, 2023
310.....Maryland, 2018
297.....Kent State, 2018

Rushing Yardage Lows

16.....Ohio State, 2021
33.....at Ohio State, 2021
38.....Michigan State, 2014
39.....Indiana, 2017
42.....Maryland, 2014
44.....Ohio State, 2020
48.....at Maryland, 2015
49.....at Ohio State, 2023
50.....Northwestern, 2014
50.....at Wisconsin, 2021

Rushing Attempts Highs

62.....Maryland, 2016
60.....Delaware, 2023
58.....Northwestern, 2022
57.....at Rutgers, 2020
57.....Iowa, 2023
53.....Iowa, 2019
53.....vs. Memphis, 2019
53.....Illinois, 2020
52.....Iowa, 2016
52.....at Indiana, 2020
52.....at Nebraska, 2020

Rushing Attempts Lows

18.....at Wisconsin, 2021
22.....Michigan State, 2014
22.....Michigan, 2015
22.....at Michigan, 2022
24.....Pittsburgh, 2017
24.....Georgia State, 2017
24.....Buffalo, 2019
25.....Northwestern, 2014
26.....Michigan State, 2021
26.....at Ohio State, 2023

Passing Yardage Highs

454.....vs. UCF, 2014
429.....Villanova, 2021
421.....at Maryland, 2019
401.....at Michigan State, 2017
394.....at Ohio State, 2021
386.....Michigan State, 2016
384.....vs. Wisconsin, 2016
371.....vs. Boston College, 2014
371.....Ohio State, 2022
363.....at Maryland, 2021

Passing Yardage Lows

81.....vs. Rutgers, 2019
93.....at Illinois, 2014
103.....at Temple, 2015
112.....Temple, 2014
118.....at Michigan, 2018
120.....at Ohio State, 2015
121.....at Michigan, 2016
128.....Buffalo, 2015
128.....at Ohio State, 2019
133.....at Rutgers, 2020
133.....vs. Memphis, 2019

Passing Attempt Highs

57.....Maryland, 2020
52.....at Ohio State, 2021
50.....Ohio State, 2014
50.....vs. Boston College, 2014
48.....at Iowa, 2017
48.....at Michigan State, 2017
47.....vs. UCF, 2014
47.....at Michigan State, 2015
47.....at Maryland, 2021
47.....Ohio State, 2022

Passing Attempt Lows

13.....at Ohio State, 2015
15.....vs. Rutgers, 2019
16.....at Illinois, 2014
17.....at Michigan, 2018
18.....Iowa, 2016
19.....Rutgers, 2015
19.....Army, 2015
19.....Maryland, 2016
20.....at Illinois, 2018
20.....vs. Memphis, 2019
20.....Northwestern, 2022

Passing Completion Highs

35.....at Ohio State, 2021
34.....vs. Boston College, 2014
32.....vs. UCF, 2014
32.....vs. Washington, 2014
32.....Ohio State, 2022
31.....Ohio State, 2014
31.....at Iowa, 2016
31.....Ohio, 2022
29.....at Northwestern, 2017
29.....at Maryland, 2019
29.....Auburn, 2021

Passing Completion Lows

7.....at Ohio State, 2015
8.....at Illinois, 2014
8.....Ohio State, 2016
8.....at Michigan, 2018
8.....vs. Rutgers, 2019
10.....Rutgers, 2015
10.....Army, 2015
10.....Maryland, 2022
10.....Northwestern, 2016
11.....at Temple, 2015
11.....Iowa, 2016
11.....Indiana, 2019
11.....vs. Memphis, 2019

Scoring Highs

79.....Idaho, 2019
66.....at Maryland, 2017
63.....Kent State, 2018
63.....at Illinois, 2018
63.....Delaware, 2023
63.....UMass, 2023
62.....Purdue, 2016
59.....at Maryland, 2019
56.....Georgia State, 2017
56.....Nebraska, 2017
56.....Illinois, 2020

Scoring Lows

6.....Northwestern, 2014
7.....at Michigan, 2018
10.....Michigan State, 2014
10.....at Temple, 2015
10.....at Ohio State, 2015
10.....at Michigan, 2016
10.....vs. Arkansas, 2021
12.....at Ohio State, 2023
13.....at Rutgers, 2014
13.....at Michigan, 2014
13.....at Indiana, 2014

Total Offense Highs

575.....vs. USC, 2016
563.....at Michigan, 2022
554.....at Indiana, 2018
542.....vs. Memphis, 2019
529.....at Ohio State, 2017
526.....Ohio State, 2020
515.....at Rutgers, 2016
474.....at Michigan State, 2017
469.....Minnesota, 2016
466.....at Ohio State, 2021
466.....vs. Maryland, 2015
466.....Nebraska, 2017

Total Offense Lows

76.....Iowa, 2023
87.....at Rutgers, 2016
104.....Purdue, 2019
109.....UMass, 2023
128.....at Maryland, 2019
134.....Maryland, 2022
140.....Delaware, 2023
145.....Idaho, 2019
159.....Akron, 2017
160.....Rutgers, 2021

First Down Highs

33.....vs. USC, 2016
32.....at Indiana, 2018
31.....Minnesota, 2016
29.....at Wisconsin, 2021
29.....at Maryland, 2021
28.....at Michigan, 2022
27.....at Ohio State, 2017
27.....at Ohio State, 2019
27.....vs. Memphis, 2019
26.....Michigan State, 2016
26.....at Illinois, 2018
26.....Michigan, 2019
26.....Illinois, 2021
26.....at Purdue, 2022

First Down Lows

4.....Iowa, 2023
5.....at Rutgers, 2016
5.....Idaho, 2019
5.....Delaware, 2023
8.....Temple, 2014
8.....Purdue, 2019
9.....at Rutgers, 2022
9.....UMass, 2023
10.....Rutgers, 2017
10.....at Maryland, 2019
10.....Rutgers, 2021

Rushing Yardage Highs

418.....at Michigan, 2022
357.....Illinois, 2021
353.....vs. Arkansas, 2021
341.....at Pitt, 2016
326.....at Michigan, 2016
315.....at Ohio State, 2015
285.....vs. Boston College, 2014
261.....Army, 2015
259.....at Michigan, 2018
245.....at Pittsburgh, 2018
245.....at Illinois, 2018

Rushing Yardage Lows

-19.....Purdue, 2019
3.....UMass, 2014
4.....Idaho, 2019
20.....Iowa, 2023
24.....vs. UCF, 2014
24.....Pittsburgh, 2019
25.....Michigan State, 2022
30.....Iowa, 2016
31.....Northwestern, 2022
32.....at Rutgers, 2022
33.....Maryland, 2014

OPPONENTS

Rushing Attempts Highs

67.....Illinois, 2021
61.....at Ohio State, 2019
58.....Buffalo, 2019
58.....at Wisconsin, 2021
58.....vs. Arkansas, 2021
57.....Ohio State, 2014
56.....at Pitt, 2016
55.....Army, 2015
55.....at Rutgers, 2018
55.....at Michigan, 2022

Rushing Attempts Lows

17.....Iowa, 2023
20.....Temple, 2014
22.....at Purdue, 2022
23.....at Iowa, 2017
23.....Central Michigan, 2022
24.....Indiana, 2021
24.....Delaware, 2023
25.....Akron, 2014
25.....at Maryland, 2017
25.....Pittsburgh, 2019
25.....Michigan State, 2022

Passing Yardage Highs

479.....vs. Memphis, 2019
453.....vs. USC, 2016
400.....at Michigan State, 2017
399.....Nebraska, 2017
372.....Pittsburgh, 2019
371.....Indiana, 2019
371.....at Maryland, 2021
365.....at Purdue, 2022
354.....Ohio State, 2022
344.....at Indiana, 2016

Passing Yardage Lows

32.....Army, 2015
38.....Illinois, 2021
43.....Rutgers, 2017
45.....UMass, 2023
46.....at Rutgers, 2018
48.....at Rutgers, 2016
55.....at Pittsburgh, 2018
56.....Iowa, 2023
58.....Delaware, 2023
60.....Wisconsin, 2018

Passing Attempt Highs

60.....at Purdue, 2022
58.....at Maryland, 2021
56.....at Michigan State, 2017
55.....Purdue, 2016
55.....at Indiana, 2018
54.....vs. USC, 2016
53.....Michigan State, 2018
53.....vs. Memphis, 2019
52.....Central Michigan, 2022
51.....Pittsburgh, 2019

Passing Attempt Lows

1.....Army, 2015
15.....at Pitt, 2016
15.....vs. Kentucky, 2018
16.....Maryland, 2016
16.....at Rutgers, 2018
16.....Iowa, 2023
17.....at Rutgers, 2016
17.....at Michigan, 2018
17.....Delaware, 2023
18.....at Pittsburgh, 2018

Passing Completion Highs

41.....at Maryland, 2021
36.....Purdue, 2016
35.....at Indiana, 2018
35.....Pittsburgh, 2019
33.....vs. USC, 2016
33.....at Ohio State, 2017
33.....at Michigan State, 2017
33.....vs. Memphis, 2019
31.....Indiana, 2019
30.....at Purdue, 2022

Passing Completion Lows

1.....Army, 2015
5.....at Rutgers, 2018
6.....Delaware, 2023
6.....Iowa, 2023
7.....at Rutgers, 2016
7.....Rutgers, 2017
8.....Illinois, 2020
8.....Illinois, 2021
9.....at Pittsburgh, 2018
9.....Wisconsin, 2018
9.....vs. Kentucky, 2018
9.....Minnesota, 2022
9.....UMass, 2023

Scoring Highs

55.....at Michigan State, 2015
52.....vs. USC, 2016
49.....at Michigan, 2016
44.....Nebraska, 2017
44.....Ohio State, 2022
42.....at Pitt, 2016
42.....at Michigan, 2018
41.....Iowa, 2020
41.....at Michigan, 2022
39.....at Ohio State, 2017
39.....vs. Memphis, 2019

Scoring Lows

0.....Illinois, 2015
0.....at Rutgers, 2016
0.....Akron, 2017
0.....Georgia State, 2017
0.....at Maryland, 2019
0.....Indiana, 2021
0.....Rutgers, 2021
0.....Maryland, 2022
0.....Iowa, 2023
0.....UMass, 2023

SERIES NOTES

HEAD COACH TOM ALLEN

- Tom Allen was named Indiana University's 29th head football coach on Dec. 1, 2016. He made his head coaching debut in the 2016 Foster Farms Bowl.
- Allen is 32-45 in his seventh year leading the Hoosiers.
- In 2020, Allen was named the AFCA National Coach of the Year and the Big Ten Coach of the Year, by the coaches and media, after leading the Hoosiers to a 6-2 record and an appearance in the Outback Bowl.
- Allen joined Indiana as the associate head coach and defensive coordinator prior to the 2016 season. He was a nominee for the 2016 Broyles Award, which honors college football's top assistant coach.
- A 29-year coaching veteran, Allen was the defensive coordinator at USF in 2015, the linebackers coach and special teams coordinator at Ole Miss (2012-14), the assistant head coach at Arkansas State (2011) and the defensive coordinator and linebackers coach at Drake University (2010).

SCOUTING THE HOOSIERS

- Indiana is 2-5 this season and 0-4 in Big Ten play.
- The Hoosiers are coming off a 31-14 setback against Rutgers last Saturday.
- QB Brendan Sorsby threw for 126 yards and a touchdown, while adding 49 yards and a 4-yard score on the ground.
- On offense, Indiana ranks 14th in the Big Ten in scoring offense (17.9 ppg), 11th in total offense (311.7 ypg), 10th in passing offense (198.0) and 12th in rushing offense (113.7).
- Tayven Jackson (60.9 completion percentage, 914 yards, 2 TD/5 INT) and Brendan Sorsby (50.6 completion percentage, 420 yards, 3 TD/0 INT) have both seen significant time at quarterback this season.
- Jaylin Lucas paces the Hoosiers with 247 rushing yards and two touchdowns, while ranking third in the Big Ten averaging 99.3 all-purpose yards per game.
- On defense, the Hoosiers sit 13th in the Big Ten in scoring defense (29.3), 12th in total defense (366.1 ypg), seventh in passing defense (191.7) and 14th in rushing defense (174.4).
- LB Aaron Casey ranks fifth in the Big Ten averaging 8.4 tackles per game and third in the conference with 5.7 solo tackles per game.

TOP PERFORMANCES - PENN STATE

Rushing

Kaytron Allen	18 for 86 yds, 3 TD ('22)
Sean Clifford	17 for 119 yds, 1 TD ('20)
Journey Brown	21 for 105 yds, 1 TD ('19)
Bill Belton	16 for 137 yds, 1 TD ('14)
Zack Zwinak	29 for 135 yds, 1 TD ('12)
Larry Johnson	28 for 327 yds, 4 TD ('02)

Passing

Trace McSorley	23-of-36, 315 yds, 2 TD ('17)
Trace McSorley	16-of-30, 332 yds, 2 TD ('16)
Christian Hackenberg	30-of-55, 340 yds, 3 TD ('13)
Matt McGloin	22-of-32, 395 yds, 4 TD ('12)
Matt McGloin	22-of-31, 315 yds, 2 TD ('10)

Receiving

Jahan Dotson	8 for 84 yds, 2 TD ('21)
DaeSean Hamilton	9 for 122 yds, 3 TD ('17)
Allen Robinson	12 for 173 yds, 2 TD ('13)
Allen Robinson	10 for 197 yds, 3 TD ('12)
Tony Johnson	5 for 132 yds ('01)
Joe Jurevicius	4 for 156 yds, 1 TD ('96)

TOP PERFORMANCES - INDIANA

Rushing

Stevie Scott	26 for 138 yds, 2 TD ('18)
BenJarvus Green-Ellis	42 for 203 yds ('03)

Passing

Peyton Ramsey	31-of-41, 371 yds, 1 TD ('19)
Nate Sudfeld	23-of-38, 321 yds, 2 TD ('13)
Cameron Coffman	33-of-59, 454 yds, 2 TD ('12)
Ben Chapel	32-of-51, 298 yds, 2 TD ('09)
Kellen Lewis	30-of-48, 318 yds, 3 TD ('07)
John Paci	20-of-37, 379 yds, 3 TD ('93)

Receiving

Ty Fryfogle	5 for 131 yds ('19)
Cody Latimer	9 for 140 yds ('13)
Shane Wynn	12 for 108 yds ('12)
James Hardy	14 for 142 yds, 2 TD ('07)
Thomas Lewis	12 for 285 yds, 2 TD ('93)

SERIES RECORD

A series that dates back to 1993 when Penn State became a member of the Big Ten, Penn State and Indiana meet for the 27th time in 31 Big Ten seasons and for the 17th consecutive season. The Nittany Lions are 24-2 all-time against the Hoosiers, including a 12-0 mark in Happy Valley

Year	Site	Result
1993	Home	Penn State, 38-31
1994	Away	Penn State, 35-29
1995	Home	Penn State, 45-21
1996	Away	Penn State, 48-26
1999	Home	Penn State, 45-24
2000	Neutral	Penn State, 27-24
2001	Home	Penn State, 28-14
2002	Away	Penn State, 58-25
2003	Home	Penn State, 52-7
2004	Away	Penn State, 22-18
2007	Away	Penn State, 36-31
2008	Home	Penn State, 34-7
2009	Home	Penn State, 31-20
2010	Neutral	Penn State, 41-24
2011	Away	Penn State, 16-10
2012	Home	Penn State, 45-22
2013	Away	Indiana, 44-24
2014	Away	Penn State, 13-7
2015	Home	Penn State, 29-7
2016	Away	Penn State, 45-31
2017	Home	Penn State, 45-14
2018	Away	Penn State, 33-28
2019	Home	Penn State, 34-27
2020	Away	Indiana, 36-35 (OT)
2021	Home	Penn State, 24-0
2022	Away	Penn State, 45-14

LAST MEETING FOOTBALL OVERWHELMS THE HOOSIERS, 45-14

BLOOMINGTON, Ind. - The No. 15/16 Penn State football team defeated the Indiana Hoosiers, 45-14, Saturday afternoon at Memorial Stadium.

The game featured a complementary effort on both sides of the ball with the offense racking up 483 total yards and the defense registering 16 tackles for loss. Freshman running back Kaytron Allen highlighted the offense's performance with 158 scrimmage yards and three rushing touchdowns.

Of the defense's 16 TFLs, six of them were sacks, while the unit also pulled in three interceptions in a dominant performance. Twelve different players picked up at least a 0.5 tackle for loss in the contest.

Sean Clifford completed 15-of-23 passes for 229 yards and one interception. Drew Allar pitched in 75 passing yards and two scores, going 9-for-12. Ten different receivers caught passes from the two signal callers, led by Mitchell Tinsley with five catches for 63 yards.

Kobe King paced the defense with eight total tackles, including 2.5 tackles for loss. Kalen King and Dani Dennis-Sutton both recorded their first career interceptions in the contest.

The Nittany Lions scored first on a 1-yard touchdown carry by Nicholas Singleton with 6:50 remaining in the first quarter. The score was set up by a 27-yard catch by Tinsley to put Nittany Lions inside the 5-yard line. Indiana tied the game on the

next possession, constructing an eight-play, 75-yard scoring drive, capped off by an 11-yard touchdown reception by A.J. Barner.

Allen broke the tie with an 11-yard touchdown run with 9:25 left in the second quarter. Allen also hauled in a 27-yard pass that led to his own score.

The Nittany Lions opened up a two-score lead on another Allen rushing touchdown. This time, it was a 6-yard score with 5:04 left in the first half. With less than a minute left in the second quarter, Jake Pinegar connected on a career-long 50-yard field goal to put the Nittany Lions up 24-7.

Kalen King recorded his first career interception with 11:15 left in the third quarter. The Nittany Lions promptly marched 96 yards on seven plays to score and take a 31-7 advantage. The touchdown was Allen's third rushing score of the day.

Penn State scored once again off an interception late in the third quarter as Drew Allar hit Harrison Wallace III on a 1-yard touchdown. A pick by Dani Dennis-Sutton led to the Nittany Lion touchdown.

On the ensuing possession, Daequan Hardy recorded the Nittany Lions' third interception of the game and returned the ball 18 yards to the Indiana 4-yard line. Allar then found Theo Johnson in the end zone to put Penn State up 45-7.

Indiana rounded out the scoring with a 1-yard run by Jaylin Lucas with 6:16 left in the fourth quarter.



TEAM STATISTICS

	PSU	IU
First Downs	27	11
Rushing Yards	179	65
Passing Yards	304	131
Passing (C-A-Int)	24-35-1	16-29-3
Total Offense	483	196
Plays	84	63
Fumbles (#-Lost)	1-0	1-0
Penalties (#-Yards)	5-33	5-50
Possession Time	35:53	24:07
3rd-Down Conv.	7-16	4-15
Red Zone	6-7	2-4
Touchdowns	6	2
Field goals	1	0

GAME LEADERS

* Top performers from each school based on yardage.

PENN STATE

Passing

Sean Clifford	15-of-23, 229 yds, 0 TD/1 INT
---------------	-------------------------------

Rushing

Kaytron Allen	18 for 86 yds, 3 TD
Nicholas Singleton	16 for 73 yds, 1 TD

Receiving

Mitchell Tinsley	5 for 63 yds
Theo Johnson	4 for 43 yds, 1 TD

Tackles (U-A-Total)

Kobe King	5-3-8
Jaylen Reed	4-1-5

INDIANA

Passing

Jack Tuttle	9-of-12, 82 yds, 1 TD/0 INT
-------------	-----------------------------

Rushing

Josh Henderson	7 for 44 yds
Dexter Williams II	4 for 24 yds

Receiving

Emery Simmons	3 for 26 yds
AJ Barner	2 for 24 yds, 1 TD

Tackles (U-A-Total)

Tiawan Mullen	4-4-8
Jonathan Haynes	6-1-7

OTHER

Date	November 5, 2022
Location	Bloomington, Ind.
Stadium	Memorial Stadium
Attendance	45,142
Penn State	7-2, 4-2 Big Ten
Indiana	3-6, 1-5 Big Ten

PENN STATE VS. BIG TEN

PENN STATE VS. BIG TEN

- Penn State is 46-21 in the Big Ten since 2016.
- PSU won 13 consecutive games against Big Ten opponents from 2016-17, breaking its record of 12 from 1993-94.
- Penn State owns a 240-118-3 mark against Big Ten Conference teams since the Nittany Lions first opposed Ohio State in 1912.
- The Nittany Lions began play as a member of the Big Ten Conference in 1993 and have a 156-94 mark.
- Penn State played 109 games vs. the current Big Ten alignment when either or both Penn State itself (prior to 1993) or the opponent (Nebraska prior to 2011; Maryland and Rutgers prior to 2014) was not yet a member of the Big Ten. The Nittany Lions went 80-26-3 in those games.

Opponent	Record	1st Meeting	Last Meeting
Illinois	21-6	1954	2023
Indiana	24-2	1993	2022
Iowa	18-14	1930	2023
Maryland	42-3-1	1917	2022
Michigan	10-16	1993	2022
Michigan State	18-18-1	1914	2022
Minnesota	10-6	1993	2022
Nebraska	8-10	1920	2020
Northwestern	16-5	1993	2023
Ohio State	14-25	1912	2023
Purdue	16-3-1	1951	2022
Rutgers	31-2	1918	2022
Wisconsin	11-9	1953	2021

Bold indicates 2023 opponent

WINNING THE WEST

- Penn State is 21-8 against the Big Ten West Division since it was formed in 2014.
- Penn State had a 12-game winning streak against the Big Ten West snapped at Minnesota in 2019.

Penn State vs. the Big Ten West Division (Est. 2014)

Date	Opponent	Result
Sept. 27, 2014	Northwestern	L, 6-29
Nov. 22, 2014	at Illinois	L, 14-16
Oct. 31, 2015	Illinois	W, 39-0
Nov. 7, 2015	at Northwestern	L, 21-23
Oct. 1, 2016	Minnesota	W, 29-26 (OT)
Oct. 29, 2016	at Purdue	W, 62-24
Nov. 5, 2016	Iowa	W, 41-14
Dec. 3, 2016	vs. No. 6 Wisconsin (BIG Championship)	W, 38-31
Sept. 23, 2017	at Iowa	W, 21-19
Oct. 7, 2017	at Northwestern	W, 31-7
Nov. 18, 2017	Nebraska	W, 56-44
Sept. 21, 2018	at Illinois	W, 63-24
Oct. 27, 2018	No. 18 Iowa	W, 30-24
Nov. 10, 2018	Wisconsin	W, 22-10
Oct. 5, 2019	Purdue	W, 35-7
Oct. 12, 2019	at No. 17 Iowa	W, 17-12
Nov. 9, 2019	at No. 13 Minnesota	L, 26-31
Nov. 14, 2020	at Nebraska	L, 23-30
Nov. 21, 2020	Iowa	L, 21-41
Dec. 19, 2020	Illinois	W, 56-21
Sept. 4, 2021	at No. 12 Wisconsin	W, 16-10
Oct. 9, 2021	at No. 3 Iowa	L, 20-23
Oct. 23, 2021	Illinois	L, 18-20 (9 OT)
Sept. 1, 2022	at Purdue	W, 35-31
Oct. 1, 2022	Northwestern	W, 17-7
Oct. 22, 2022	Minnesota	W, 45-17
Sept. 16, 2023	at Illinois	W, 30-13
Sept. 23, 2023	No. 24 Iowa	W, 31-0
Sept. 30, 2023	at Northwestern	W, 41-13

MILESTONE WATCH

- **Drew Allar** is 103 yards shy of 2,000 career total offense yards.
- Allar is 211 yards shy of 2,000 career passing yards.
- **Johnny Dixon** is 6 passes defended shy of 30 career passes defended.
- **Keaton Ellis** is 16 tackles shy of 100 career tackles.
- **Daquan Hardy** is 6 passes defended shy of 30 career passes defended.
- **Curtis Jacobs** is 1.5 tackles for loss shy of 20 career tackles for loss.
- **Theo Johnson** is 197 receiving yards shy of 1,000 career receiving yards.
- **Kalen King** is 3 passes defended shy of 30 career passes defended.
- **Malik McClain** is 33 yards shy of 500 career receiving yards.
- **Trey Potts** is 198 yards shy of 1,500 career rushing yards.
- **Chop Robinson** is 2.5 tackles for loss shy of 20 career tackles for loss.
- **Nicholas Singleton** is 29 yards shy of 1,500 career rushing yards.

TEAM NOTES

STREAKING

- Penn State has not allowed a first-drive touchdown in the last 21 games, dating back to the Michigan State game in 2021.
- Penn State has not given up any points in 11 consecutive quarters at home since allowing a first quarter touchdown to Delaware in the second home game of the season.
- Penn State has a streak of 16-straight games with at least five tackles for loss. It is the second-longest streak in FBS behind James Madison's 17-game string.
- Penn State has not allowed a special teams touchdown in 55-straight games, dating back to the start of the 2019 season.
- Penn State has won 18 consecutive games against teams that are not members of a Power Five conference.
- Penn State has won 19 consecutive games over non-conference opponents during the regular season, dating back to a win over Temple in 2016.
- Penn State has won 25-straight non-conference home games, dating back to a win over Kent State in 2013.

INDIANA PLAYER CONNECTIONS

- Penn State redshirt senior OL **Caedan Wallace** and Indiana senior+ RB Josh Henderson both played at The Hun School in New Jersey.
- Penn State freshman RB **Kaytron Allen**, junior WR **Malik McClain** and Indiana redshirt sophomore OL Julian Kameristy and redshirt freshman DL Nick James all played at IMG Academy in Florida.
- Penn State junior CB **Kalen King** and redshirt sophomore LB **Kobe King** and Indiana redshirt senior+ DL Andre Carter all played at Cass Technical High School in Michigan.
- Penn State redshirt sophomore DB **Jordan van den Berg** and Indiana redshirt sophomore DB JoJo Johnson both played at Iowa Western C.C.

INDIANA COACH/STAFF CONNECTIONS

- Penn State offensive coordinator/quarterbacks coach **Mike Yurcich** was a graduate assistant at Indiana from 2003-04.
- Penn State co-defensive coordinator/safeties coach **Anthony Poindexter** and Indiana defensive coordinator/linebackers coach Chad Wilt coached together multiple times at Virginia. In 2004-05, Poindexter was the running backs coach and Wilt was a graduate assistant. In 2009, Poindexter was defensive backs/assistant special teams coach and Wilt was the defensive line coach.
- Penn State Vice President for Intercollegiate Athletics **Dr. Patrick Kraft** played football at Indiana from 1997-99.

OHIO STATE POSTGAME NOTES

- The Nittany Lions snapped an 11-game win streak after entering the day tied with Air Force for the fourth-longest active win streak in the FBS.
- The Nittany Lions ended a streak off 11-straight wins, each by a 14-point margin.
- Penn State snapped a 13-game streak of scoring at least 30 points. It was the longest active streak in the nation.
- Dating back to the Rutgers game in 2022, Penn State had scored in 38-straight quarters until being shutout in the third quarter. It was the longest active streak in the nation.
- Penn State recorded two sacks, snapping an 11-game streak of at least three sacks.
- Penn State held the Buckeyes to 79 rushing yards, the sixth-straight opponent Penn State has held under 100 rushing yards.
- The Nittany Lions recorded nine tackles for loss, including two tackles for loss each by CB **Johnny Dixon** and DE **Adisa Isaac** and 1.5 tackles for loss by CB **Kalen King**.
- LB **Tyler Eldson** recovered a muffed punt in the third quarter for Penn State's 14th takeaway of the season.
- P **Riley Thompson** averaged 43.7 yards on nine punts, including four inside the 20 and two punts of 50+ yards.

UMASS POSTGAME NOTES

- The Nittany Lions are 74-24-5 in homecoming games, including wins in 14 of the last 17 contests.
- The 63-0 final score marked the largest shutout by Penn State since joining the Big Ten and the largest shutout win since an 81-0 win vs. Cincinnati in 1991.
- Penn State recorded 63 points for the second time this season, the first time the Nittany Lions have scored at least 63 in two games in a season since 2018 (63 vs. Kent State; 63 vs. Illinois).
- The Nittany Lions recorded their second consecutive home shutout, marking the first time that Penn State has shut out its opponent in consecutive home games since 1981, when they shut out Cincinnati (52-0) and Temple (30-0).
- The seven points allowed in the past three home games are the fewest allowed by Penn State in three-straight home games since holding Cincinnati (0), Temple (0), and Boston College (7) to a total of seven points in three-straight home games in 1981.
- In the first half, Penn State recorded more sack yards (32) than UMass had total yards (26).
- Penn State registered 10 tackles for loss and five sacks in the first half.
- PR **Daquan Hardy** returned a punt 56 yards for a touchdown in the first quarter and added a 68-yard punt return touchdown in the third quarter, becoming the first player in school history to record multiple punt returns for a touchdown in a single game.
- Since 2000, Hardy is the 25th FBS player to return two punt returns for touchdowns in a game. He is one of two Big Ten players joining Iowa's Keonte Martin-Manley (vs. Western Michigan, 2013).
- Hardy was named Big Ten Co-Special Teams Player of the Week.

NORTHWESTERN POSTGAME NOTES

- Penn State extended its win streak to six games against Big Ten West teams.
- The Nittany Lions have won nine of the last 11 matchups in the series against Northwestern.
- The Nittany Lions limited Northwestern to -10 rushing yards on 16 carries in the first half and 45 rushing yards in the game.
- Penn State tallied 12 tackles for loss and seven sacks.

IOWA POSTGAME NOTES

- The Nittany Lions improved to 9-6 in full-stadium Penn State White Out games.
- Penn State recorded a shutout against an AP Top 25 team for the first time since the 1999 Alamo Bowl against No. 18 Texas A&M (24-0).
- Penn State held the ball for 45:27 to Iowa's time of possession of 14:33. In the second half, Penn State held the ball for 24:14 to Iowa's 5:46 (13:26 to 1:34 in the third quarter).
- Penn State had 97 offensive plays to 33 for Iowa. According to TruMediaSports, in the past five seasons, no other FBS team has out-snapped its opponent by 60+ plays.
- Penn State scored on drives of 17, 10 15 and 12 plays. The last time Penn State had four scoring drives of 10+ plays was against Ohio State in 2021.
- Penn State held Iowa to four first downs, the fewest allowed by the Nittany Lions since giving up just two to Eastern Illinois in 2009 and the fewest ever allowed by Penn State in a Big Ten game.
- The Nittany Lions limited the Hawkeyes to just five plays in Penn State territory.
- After allowing Iowa to get one first down on each of its first two possessions in the first quarter, Penn State held Iowa without a first down for the next seven drives.
- Penn State held Iowa to 76 yards of offense, the fewest ever allowed by Penn State in a Big Ten game.
- Penn State held Iowa to 20 yards rushing, the fourth-lowest since 2014, and 56 passing yards, the seventh-lowest total allowed under **James Franklin**.

TEAM NOTES

- LB **Curtis Jacobs** recovered a fumble in the first quarter and recovered a muffed punt in the second quarter, becoming the first Penn State player to recover two fumbles in a game since Mark D'Onofrio against Temple on October 5, 1991.
- After Iowa's first fumble of the game (9:09 first quarter), Penn State held the ball for 80 of the next 96 plays. Iowa had -5 yards over its 16 plays.

ILLINOIS POSTGAME NOTES

- The Nittany Lions improved to 17-14 all-time in Big Ten openers and 19-12 in Big Ten road openers.
- Penn State scored 20 points off turnovers, including its first 13 points of the game.
- In the third quarter, RB **Trey Potts** threw an 11-yard touchdown pass to TE **Tyler Warren**.
- Potts became Penn State's 11th non-quarterback (12 occasions) to throw for a touchdown.
- The Nittany Lions forced turnovers on three-straight possessions (two fumbles, one interception) in the first quarter.
- Penn State forced takeaways on three-straight possessions for the first time since 2016 at Indiana (three fumbles).
- Penn State recorded takeaways in the first quarter on a fumble forced by LB **Dominic DeLuca** and recovered by LB **Kobe King**, an interception by LB **Abdul Carter** and an interception by CB **Daequan Hardy**.
- The Nittany Lions forced two takeaways in the third quarter on an interception by CB **Johnny Dixon** and an interception by CB **Cam Miller**.

DELAWARE POSTGAME NOTES

- Penn State scored on its first four drives. Adding to scoring on the final four possessions of the WVU game, the Nittany Lions scored on eight-straight drives, including the final four drives of the West Virginia game.
- The Nittany Lions scored on eight-straight drives for the first time since posting points on eight-straight drives against UMass on September 20, 2014.
- The Nittany Lions scored 35 points in the first half, it's the most points scored by a Penn State team in the opening half since scoring 42 points against Illinois in 2020.
- Penn State held Delaware to just 41 offensive plays and just five first downs.

WEST VIRGINIA POSTGAME NOTES

- The Nittany Lions have won five-straight matchups in the series and 33 of the last 35 contests.
- Penn State is now 122-13-1 all-time in home openers, including wins in 20 of the last 22, and 113-22-2 all-time in season openers.
- PSU welcomed 110,747 fans to Beaver Stadium, marking the fourth-highest crowd in its history and its largest crowd for a home opener.
- QB **Drew Allar** became the first Penn State quarterback to throw for at least 300 yards in a season opener since Christian Hackenberg's 454 passing yards against UCF in 2014 and the first Penn State quarterback to throw for at least 300 yards in his first career start since Michael Robinson threw for 379 yards vs. Wisconsin in 2003.

- Allar's 300 passing yards and three passing touchdowns marked the 25th time a PSU quarterback has done that in a game.
- The Nittany Lions stopped West Virginia on three fourth-down conversion attempts.

LIONS UNDER THE LIGHTS

- The 2023 season marks the 23rd-straight with at least one regular-season night game on the schedule.
- Penn State will play at least three night games in 2023.
- The Nittany Lions opened the 2023 season against West Virginia with a 7:30 p.m. kickoff on NBC. Penn State earned a 38-15 win.
- Penn State tallied a 31-0 win against Iowa in the annual Penn State White Out Game. It was broadcast at 7:30 p.m. on CBS.
- The Nittany Lions will close out the regular season on Friday, Nov. 24 against Michigan State with a 7:30 p.m. kickoff on NBC.
- Penn State is 61-32 at night all-time. The figure breaks down to 21-11 at home, 28-14 on the road and 12-7 in neutral site games. Penn State is 1-1 at regular season neutral sites, 11-6 in bowl games and 1-0 in conference championship games.
- In 2019, Penn State played its most regular season night games in program history with four primetime tilts.
- On Oct. 12, 2013, the Lions claimed the longest game in Big Ten history when they edged Michigan under the lights, 43-40, in four overtimes in front of a sellout Beaver Stadium crowd of 107,844 on Homecoming.

ON TV

- Penn State has had 354 of its last 356 games televised, including 250 consecutive games.
- Over the last 15 seasons, every Penn State game has aired on either ABC, BTN, CBS, NBC, Peacock or an ESPN or FOX channel.
- Penn State has made 333 regular season TV appearances since 1995, which is tied for the national lead.
- Penn State's game against Delaware was streamed on Peacock, the Nittany Lions' first ever exclusively on a streaming platform.
- Penn State's matchup in the 2023 Rose Bowl Game against Utah drew 10.19 million viewers as the most-watched bowl game outside of the College Football Playoff.
- The 2022 Penn State-Ohio State matchup drew 8.27 million viewers. It was the second most-watched game between two Big Ten schools last season and the seventh-highest viewed regular season game of 2022.

RECORD BREAKDOWN

Overall Record	6-1
Day Games	4-1
Night Games (6 p.m. or later)	2-0
TV Games	6-1
Big Ten Network	2-0
CBS	1-0
FOX	1-1
NBC	1-0
Peacock	1-0
Scoring First	5-0
Opponent Scoring First	1-1
Leading at the Half	5-0
Trailing at the Half	0-1
Tied at the Half	1-0
Leading after Third Qtr.	6-0
Trailing after Third Qtr.	0-1
Tied after Third Qtr.	0-0
Overtime Games	0-0
Scoring less than 20 pts	0-1
Scoring 20-29 points	0-0
Scoring 30-39 Points	3-0
Scoring 40+ Points	3-0
Allowing 10 points or less	3-0
Allowing 11-20 points	3-1
Allowing 21-30 points	0-0
Allowing 31+ points	0-0
Rushing for less than 100 yds	0-1
Rushing for 100-199 yds	3-0
Rushing for 200-299 yds	2-0
Rushing for 300+ yds	1-0
Passing for less than 200 yds	2-1
Passing for 200-299 yds	3-0
Passing for 300-399 yds	1-0
Passing for 400+ yds	0-0
Totalling less than 300 yds total offense	0-1
300-399 yds of total offense	3-0
400-499 yds of total offense	2-0
500+ yds of total offense	1-0
Allowing less than 100 yds rushing	5-1
Allowing more than 100 yds rushing	1-0
Allowing less than 300 yds total offense	4-0
Allowing 300+ yds total offense	2-1
Having a 100-yd rusher	1-0
Having two 100-yd rushers	0-0
Not having a 100-yd rusher	5-1
Opp. having a 100-yd rusher	0-0
No turnovers	4-1
1-3 turnovers	2-0
4+ turnovers	0-0
No takeaways	1-0
1 or 2 takeaways	3-1
3 or more takeaways	1-0
More than 30:00 of possession	4-0
Less than 30:00 of possession	2-1

AT THE START

Opponent	Coin Toss	Choice	PSU 1st Drive	Opponent 1st Drive	Game Captains
WEST VIRGINIA	Penn State	Defer	Touchdown	Punt	Dominic DeLuca, Keaton Ellis, Olumuyiwa Fashanu, Malick Meiga
DELAWARE	Penn State	Defer	Touchdown	Punt	Dominic DeLuca, Keaton Ellis, Malik McClain, Malick Meiga
at Illinois*	Illinois	Receive	Punt	Missed Field Goal	Dominic DeLuca, Kalen King, Kaden Saunders, Sal Wormley
IOWA*	Penn State	Defer	Punt	Punt	Dominic DeLuca, Keaton Ellis, Malik McClain, Malick Meiga
at Northwestern*	Northwestern	Defer	Fumble on KR	Field Goal	Dominic DeLuca, Dani Dennis-Sutton, Daequan Hardy, Malick Meiga
UMASS	UMass	Defer	Fumble	Punt	Dominic DeLuca, Daequan Hardy, Kalen King, Cam Miller
at Ohio State*	Ohio State	Defer	Punt	Field Goal	Dominic DeLuca, Keaton Ellis, Theo Johnson, Malick Meiga
INDIANA*	-	-	-	-	-
at Maryland*	-	-	-	-	-
MICHIGAN*	-	-	-	-	-
RUTGERS*	-	-	-	-	-
at Michigan State*	-	-	-	-	-

* Big Ten Conference Game

HISTORIC SERIES

- The Nittany Lions have played 23 teams 20 or more times in the 136-year history of the program.
- Penn State owns a winning record against 18 of the 23 teams that it has met 20 or more times.
- Ten of the 23 teams are on the 2023 schedule, including West Virginia (60), Illinois (27), Iowa (32), Northwestern (21), Ohio State (39), Indiana (26), Maryland (46), Michigan (26), Rutgers (33) and Michigan State (37).
- Eighteen of the 23 programs are currently members of NCAA Division I FBS. Bucknell, Lehigh and Penn are in NCAA Division I FCS, while Gettysburg and Lebanon Valley are in Division III.

Team	Meetings	Record
Pittsburgh	100	53-43-4
Syracuse	71	43-23-5
West Virginia	60	49-9-2
Penn ^	47	18-25-4
Maryland*	46	42-3-1
Temple	45	40-4-1
Bucknell ^	38	28-10
Navy	38	19-17-2
Ohio State*	39	14-25
Michigan State*	37	18-18-1
Rutgers*	33	31-2
Iowa*	32	18-14
Gettysburg ^	28	27-0-1
Illinois*	27	21-6
Army	26	14-10-2
Indiana*	26	24-2
Michigan*	26	10-16
Boston College	24	20-4
Lehigh ^	23	16-6-1
Northwestern*	21	16-5
Wisconsin*	20	11-9
Lebanon Valley ^	20	20-0
Purdue*	20	16-3-1

* - Current Big Ten team | ^ - Current Non-FBS university

Bold indicates 2023 opponent

HOME SWEET HOME

- With a 314-80 all-time record in Beaver Stadium, Penn State owns the sixth-best record in its venue amongst current FBS schools and leads the Big Ten.
- Penn State averaged 107,379 fans in seven games at Beaver Stadium in 2022, marking the fifth-highest average attendance in program history and the highest mark since 2008 (108,254).
- The Nittany Lions welcomed 110,747 fans to Beaver Stadium against West Virginia, marking the fourth-highest crowd in its history and the most since Sept. 29, 2018 against Ohio State (110,889).
- The 2023 Penn State White Out attendance was 110,830, which is the second-largest crowd in Beaver Stadium history behind only the 110,889 from the 2018 Penn State White Out game against Ohio State.
- Only Alabama (.840) and Oklahoma (.816) have higher winning percentages in facilities older than Beaver Stadium.

School	Stadium Name (Opened)	Rec	Win %
1. Alabama	Bryant-Denny Stadium (1929)	295-55-3	.840
2. Boise State	Albertsons Stadium (1970)	283-61	.823
3. Oklahoma	Gaylord Family-Oklahoma Memorial Stad. (1923)	421-89-15	.816
4. Marshall	Joan C. Edwards Stadium (1991)	181-42	.812
5. Ga. Southern	Paulson Stadium (1984)	212-49	.812
6. Penn State	Beaver Stadium (1960)	314-80	.796
7. Ohio State	Ohio Stadium (1922)	470-114-20	.795
8. Auburn	Jordan-Hare Stadium (1939)	345-93-7	.783
9. Georgia	Sanford Stadium (1929)	378-107-9	.774
10. Tennessee	Neyland Stadium (1921)	490-141-17	.769

TEAM NOTES

OVERTIME OVER TIME

- College football introduced overtime during the bowl season in 1995 and adopted it for regular season games in 1996. Since then, Penn State has played 15 overtime games, including six over the 2012-14 seasons.
 - Ten of the 15 overtime tilts have come at home, three in true road games, one in the 2006 Orange Bowl and one in the 2014 Pinstripe Bowl.
 - Penn State is 8-7 all-time in overtime games, with a 5-5 record at Beaver Stadium, 1-2 mark in true road games and 2-0 in contests at a neutral site.
 - Penn State's first two overtime contests came vs. Iowa in 2000 and 2002 at home. The Nittany Lions dropped their first three contests that went to the extra period, but won five straight overtime contests before falling to Nebraska on Nov. 23, 2013.
 - Penn State's all-time overtime games:
- | Date | Opponent | Score |
|----------|--------------------------------------|----------|
| 11/4/00 | IOWA (20T) | L, 23-26 |
| 9/28/02 | IOWA | L, 35-42 |
| 10/12/02 | at Michigan | L, 24-27 |
| 1/3/06 | vs. Florida State (30T) ¹ | W, 26-23 |
| 10/7/06 | at Minnesota | W, 28-27 |
| 11/24/12 | WISCONSIN | W, 24-21 |
| 10/12/13 | MICHIGAN (40T) | W, 43-40 |
| 11/2/13 | ILLINOIS | W, 24-17 |
| 11/23/13 | NEBRASKA | L, 20-23 |
| 10/25/14 | OHIO STATE (20T) | L, 24-31 |
| 12/27/14 | vs. Boston College ² | W, 31-30 |
| 10/2/16 | MINNESOTA | W, 29-26 |
| 9/1/18 | APPALACHIAN STATE | W, 45-38 |
| 10/24/20 | at Indiana | L, 35-36 |
| 10/23/21 | Illinois (90T) | L, 18-20 |
- ¹ - Orange Bowl, ² - Pinstripe Bowl

A GLOBAL GAME

- The Nittany Lions' roster includes six players with hometowns outside of the U.S.
- Redshirt sophomore WR **Jan Mahlert** is from Fürstendfeldbruck, Germany.
- Redshirt sophomore DT **Jordan van den Berg** is from Johannesburg, South Africa.
- Freshman DE **Joseph Mupoyi** is from Kinshasa, DR of the Congo.
- Junior TE **Theo Johnson** (Windsor, Ont.) and junior WR **Malick Meiga** (Saint Jerome, Que.) are both Canada natives.
- Senior P **Riley Thompson** is from Melbourne, Australia.

AWARD SEMIFINALISTS

- Junior OL **Olumuyiwa Fashanu** is a William V. Campbell Trophy semifinalist.
- The William V. Campbell Trophy recognizes an individual as the absolute best football scholar-athlete in the nation for his combined academic success, football performance and exemplary leadership.

BIG WEEKLY HONORS

- Sophomore QB **Drew Allar** was named Big Ten Offensive Player of the Week on Sept. 5 after his performance against West Virginia.
- He completed 21-of-29 passes for 325 yards and three touchdowns.
- He became the first Penn State quarterback to throw for at least 300 yards in a season opener since Christian Hackenberg's 454 passing yards against UCF in 2014 and the first Penn State quarterback to throw for at least 300 yards in his first career start since Michael Robinson threw for 379 yards vs. Wisconsin in 2003.
- Allar's 300 passing yards and three passing touchdowns marked the 25th time a PSU quarterback has done that in a game.
- Redshirt senior PR **Daequan Hardy** was tabbed Big Ten Co-Special Teams Player of the Week on Oct. 16 following his performance against UMass.
- He returned a punt 56 yards for a touchdown in the first quarter and added a 68-yard punt return touchdown in the third quarter, becoming the first player in school history to record multiple punt returns for a touchdown in a single game.
- Since 2000, Hardy is the 25th FBS player to return two punt returns for touchdowns in a game. He is one of two Big Ten players joining Iowa's Keonte Martin-Manley (vs. Western Michigan, 2013).

PRESEASON ALL-AMERICA ACCOLADES

- Multiple Nittany Lions have earned preseason All-America honors.
- Junior OL **Olumuyiwa Fashanu** and junior CB **Kalen King** were named preseason Associated Press and Sporting News first-team All-Americans.
- Junior DE **Chop Robinson** and sophomore RB **Nicholas Singleton** each earned second-team preseason All-America honors from Sporting News.
- Fashanu and King were also tabbed preseason Pro Football Focus All-America first team, while Robinson earned second-team honors and Singleton and sophomore LB **Abdul Carter** garnered honorable mention laurels.



2023 Captains (L-R): Keaton Ellis, Dominic DeLuca, Olumuyiwa Fashanu, Theo Johnson, Adisa Isaac, Malick Meiga

TEAM NOTES

WATCH LISTS

- Penn State has 13 players populating on 19 watch lists in 2023.
- The Nittany Lions placed three players on the Bednarik Award and Bronko Nagurski Trophy watch lists. Sophomore LB **Abdul Carter**, junior CB **Kalen King** and junior DE **Chop Robinson** were named to both watch lists.
- Carter, Fashanu and Robinson were all tabbed to the Lombardi Award watch list.
- Carter and junior LB **Curtis Jacobs** are on the Butkus Award watch list.
- Carter and King are members of the Lott IMPACT Trophy watch list.
- Fashanu is also on the Outland Trophy watch list, while joining sophomore RB **Nicholas Singleton** on the Walter Camp Player of the Year watch list.
- King is on the Jim Thorpe Award watch list.
- Sophomore RB **Kaytron Allen** and Singleton were named to the Doak Walker Award watch list.
- Singleton is also on the Maxwell Award and Paul Hornung Award watch lists.
- Redshirt senior WR **Dante Cephas** is on the Biletnikoff Award watch list.
- Redshirt senior DT **Dvon Ellies** was recognized on the Allstate AFCA Good Works Team and Wuerffel Trophy watch lists.
- Sophomore WR **Omari Evans** is on the Earl Campbell Tyler Rose Award watch list.
- Junior TE **Theo Johnson** is a member of the Mackey Award watch list.
- Senior P **Riley Thompson** is on the Ray Guy Award watch list.
- Freshman LB **Tony Rojas** is on the Shaun Alexander Freshman of the Year Award watch list.
- Sophomore QB **Drew Allar** is on the Davey O'Brien Award watch list.
- In addition, 11 Nittany Lions are on the Reese's Senior Bowl watch list including DT **Hakeem Beamon**, Cephas, CB **Johnny Dixon**, S **Keaton Ellis**, LB **Tyler Elsdon**, Fashanu, DE **Adisa Isaac**, Jacobs, Johnson, WR **KeAndre Lambert-Smith**, OL **Caedan Wallace**, TE **Tyler Warren** and DT **Jordan van den Berg**.

FAMILY AFFAIR

- Penn Staters know that it is very common for generations of families to all attend Penn State. For a fortunate few, immediate family members are also able to follow in a brother, father or grandfather's footsteps on the Penn State football team.
- Three sons of Penn State lettermen are on the 2022 team.

Father (Letters)	Son (Class)
Brian Chizmar (1986-89)	Ben Chizmar (R-So.)
Bruce Ellis (1973-76)	Keaton Ellis (Sr.)
Ed Pryts (1978-82)	Jackson Pryts (R-Fr.)
- Five pairs of brothers are currently represented.

Older (Years/Class)	Younger (Class)
Max Chizmar (2017-21)	Ben Chizmar (R-So.)
Sean Clifford (2018-22)	Liam Clifford (R-So.)
Khalil Dinkins (2020-pres.; R-So.)	Kolin Dinkins (R-Fr.)
Kalen King (2021-pres; Jr.) (Twins)	Kobe King (R-So.)
Michal Menet (2017-21)	Joey Schlafler (Fr.)

THREE ON HALL OF FAME BALLOT

- Penn State lettermen **Ki-Jana Carter**, **D.J. Dozier** and **Paul Posluszny** have been selected as a part of the national ballot for the National Football Foundation's College Hall of Fame's Class of 2024.
- Carter, a running back for the Nittany Lions, was a first-team All-American during the 1994 campaign. Carter staked a claim to being one of the most decorated Penn State running backs of all-time with a junior season in which he was fourth nationally in rushing (139.9), second in scoring (10.8 ppg) and fifth in all-purpose yardage (158.4).
- Dozier, a tailback for the Nittany Lions, matriculated to Happy Valley from Virginia Beach, Va. He earned first team All-America honors from the Walter Camp Football Foundation in 1986. Dozier is the only Nittany Lion to the lead the team in rushing four consecutive seasons, doing so from 1983-86.
- Posluszny, an outside linebacker for the Nittany Lions, was a first-team All-American in 2005 and 2006. Posluszny became just the second two-time winner of the Chuck Bednarik Award, presented to the nation's top defensive player, in 2006. In 2005, he also won the Butkus Award.

NATIONAL NITS

Below is a list of Penn State players that rank among the top-100 individuals and top-50 teams in the most recent season statistical rankings.

Rankings listed NCAA/Big Ten; Statistics as of October 22, 2023

- **QB Drew Allar**
 - Passing Touchdowns - 13 (36/3)
 - Points Responsible For - 96 (38/3)
 - Points Responsible For Per Game - 13.7 (39/3)
 - Completions Per Game - 19.43 (40/3)
 - Passing Yards Per Game - 206.4 (61/6)
 - Passing Efficiency - 134.7 (62/4)
 - Passing Yards - 1,445 (62/6)
 - Completion Percentage - 61.0 (64/6)
 - Total Offense Per Game - 214.4 (71/7)
 - Yards Per Pass Attempt - 6.48 (90/7)
 - Yards Per Completion - 10.62 (94/10)
- **RB Kaytron Allen**
 - Yards Per Carry - 4.61 (88/7)
- **LB Dominic DeLuca**
 - Forced Fumbles Per Game - 0.29 (21/2)
- **LB Tyler Elsdon**
 - Fumbles Recovered - 1 (47/5)
- **K Alex Felkins**
 - Points Per Game - 8.0 (33/2)
 - Field Goals Per Game - 1.29 (35/4)
 - Field Goal Percentage - 81.8 (40/5)
 - Total Points - 56 (41/4)
- **DE Zuriah Fisher**
 - Fumbles Recovered - 1 (47/5)
- **CB Daequan Hardy**
 - Punt Return Touchdowns - 2 (11/1)
 - Interceptions - 2 (51/8)
- **DE Adisa Isaac**
 - Tackles For Loss Per Game - 1.4 (15/1)
 - Sacks Per Game - 0.79 (16/1)
 - Fumbles Recovered - 1 (47/5)
- **LB Curtis Jacobs**
 - Fumbles Recovered - 2 (3/1)
- **LB Kobe King**
 - Fumbles Recovered - 1 (47/5)
- **WR KeAndre Lambert-Smith**
 - Receptions Per Game - 5.3 (50/3)
 - Receiving Yards - 454 (72/3)
 - Receiving Yards Per Game - 64.9 (72/4)
- **PR Kaden Saunders**
 - Punt Return Average - 6.1 (37/5)
- **RB Nicholas Singleton**
 - Rushing Touchdowns - 6 (35/5)
 - Total Touchdowns - 7 (43/4)
 - All-Purpose Yards Per Game - 98.1 (66/4)
 - Combined Kick Returns - 160 (92/10)
 - Rushing Yards Per Game - 58.6 (96/9)
- **P Riley Thompson**
 - Punt Average - 43.3 (38/3)
- **TE Tyler Warren**
 - Receiving Touchdowns - 5 (32/3)
- **S Kevin Winston Jr.**
 - Fumbles Recovered - 1 (47/5)
- **TEAM**
 - First Downs Defense - 89 (1/1)
 - Passing Efficiency Defense - 91.59 (1/1)
 - Passes Had Intercepted - 0 (1/1)
 - Sacks Per Game - 4.14 (1/1)
 - Total Defense - 218.1 (1/1)
 - Turnover Margin - Plus-11 (1/1)
 - Turnovers Lost - 3 (2/1)
 - Passing Defense - 144.7 (2/2)
 - Scoring Defense - 9.7 (2/2)
 - Rushing Defense - 73.4 (3/1)
 - Tackles For Loss Per Game - 8.6 (4/1)
 - Fumbles Recovered - 7 (5/1)
 - Third Down Conversion Defense - 28.3 (5/1)
 - Blocked Punts - 1 (6/2)
 - Fourth Down Conversions - 80.0 (7/3)
 - Time of Possession - 33:19 (8/1)
 - Turnovers Gained - 14 (9/1)
 - Scoring Offense - 39.7 (9/2)
 - Red Zone Offense - 94.1 (13/3)
 - Sacks Allowed Per Game - 1.14 (15/3)
 - Tackles For Loss Allowed Per Game - 4.29 (19/6)
 - First Downs Offense - 171 (20/2)
 - Punt Return Average - 12.11 (28/2)
 - Blocked Kicks - 1 (30/3)
 - Rushing Offense - 181.3 (32/2)
 - Fumbles Lost - 3 (32/5)
 - Defensive Touchdowns - 1 (39/3)
 - Interceptions - 7 (39/6)
 - Fourth Down Conversion Defense - 41.7 (40/4)

SEASON HONORS

DREW ALLAR, QUARTERBACK

Big Ten Offensive Player of the Week (9/5)
Manning Award Star of the Week (9/5)
Davey O'Brien Award Great 8 (9/25)
Davey O'Brien Award Watch List

KAYTRON ALLEN, RUNNING BACK

Doak Walker Award Watch List

HAKEEM BEAMON, DEFENSIVE TACKLE

Reese's Senior Bowl Watch List

ABDUL CARTER, LINEBACKER

Bednarik Award Watch List
Bronko Nagurski Trophy Award Watch List
Butkus Award Watch List
Lombardi Award Watch List
Lott IMPACT Trophy Watch List
PFF Preseason All-America Honorable Mention

DANTE CEPHAS, WIDE RECEIVER

Biletnikoff Award
Reese's Senior Bowl Watch List

JOHNNY DIXON, CORNERBACK

Reese's Senior Bowl Watch List

DVON ELLIES, DEFENSIVE TACKLE

Allstate AFCA Good Works Team
Wuerffel Trophy Watch List

KEATON ELLIS, SAFETY

Reese's Senior Bowl Watch List

TYLER ELSDON, LINEBACKER

Reese's Senior Bowl Watch List

OMARI EVANS, WIDE RECEIVER

Earl Campbell Tyler Rose Award

OLUMUYIWA FASHANU, OFFENSIVE LINE

William V. Campbell Trophy Semifinalist (9/27)
Outland Trophy National Player of the Week (9/26)
Lombardi Award Watch List
Outland Trophy Watch List
Walter Camp Player of the Year Award Watch List
Reese's Senior Bowl Watch List
AP Preseason All-America First Team
PFF Preseason All-America First Team

DAEQUAN HARDY, CORNERBACK

Big Ten Co-Special Teams Player of the Week (10/16)

ADISA ISAAC, DEFENSIVE END

Reese's Senior Bowl Watch List

CURTIS JACOBS, LINEBACKER

Butkus Award Watch List
Reese's Senior Bowl Watch List

THEO JOHNSON, TIGHT END

Mackey Award Watch List
Reese's Senior Bowl Watch List

KALEN KING, CORNERBACK

Bednarik Award Watch List
Bronko Nagurski Trophy Watch List
Lott IMPACT Trophy Watch List
Jim Thorpe Award Watch List
AP Preseason All-America First Team
PFF Preseason All-America First Team

KEANDRE LAMBERT-SMITH, WIDE RECEIVER

Reese's Senior Bowl Watch List

CHOP ROBINSON, DEFENSIVE END

Bednarik Award Watch List
Bronko Nagurski Trophy Watch List
Lombardi Award Watch List
PFF Preseason All-America Second Team

TONY ROJAS, LINEBACKER

Shaun Alexander Freshman of the Year Award Watch List

NICHOLAS SINGLETON, RUNNING BACK

Doak Walker Award Watch List
Maxwell Award Watch List
Paul Hornung Award Watch List
Walter Camp Player of the Year Award Watch List
PFF Preseason All-America Honorable Mention

RILEY THOMPSON, PUNTER

Ray Guy Award Watch List

JORDAN VAN DEN BERG, DEFENSIVE TACKLE

Reese's Senior Bowl Watch List

CAEDAN WALLACE, OFFENSIVE LINE

Reese's Senior Bowl Watch List

TYLER WARREN, TIGHT END

Reese's Senior Bowl Watch List

OFFENSIVE NOTES

- Since the start of the 2016 season, Penn State's offense is second in the Big Ten in scoring offense (34.81; 10th nationally) and total offense (421.04; 34th), and is third in touchdown percentage (31.8; 19th), points per possession (2.17; 19th), scoring percentage (40.67; 23rd), yards per pass attempt (7.79; 34th) and yards per play (5.99; 42nd).
- Penn State's offense has been explosive since the 2016 campaign, as it leads the Big Ten in 80-plus yard play percentage (0.19; 2nd nationally) and 70-plus (0.37; 5th) and holds third in 20-plus (7.43; 30th), 30-plus (3.45; 30th), 40-plus (1.88; 23rd), 50-plus (0.93; 45th) and 60-plus (0.52; 32nd).
- The Nittany Lions have tallied at least 55 plays of 20 or more yards in seven of the last eight seasons (86 in 2022; 57 in 2021; 63 in 2019; 73 in 2018; 85 in 2017; 91 in 2016; 67 in 2015). PSU had 52 plays of 20 or more yards in 2020 (9-game schedule).
- Additionally, the Nittany Lions are fourth in the Big Ten and 22nd nationally in 15-plus yard passing play percentage since 2016 (18.99 percent).
- Against Ohio State, the Nittany Lions snapped its streak of 30+ points to 13-straight games, the nation's longest active streak entering the game.
- It marked the third time in Big Ten history a team has strung together 13 or more games of 30+ points, joining Penn State (15; 1993-94) and Ohio State (15; 2014-15).
- The only other time Penn State went 13-straight games with 30+ points in program history was 1993-94, when it scored 30+ points in a school-record 15-straight games.
- Dating back to the Rutgers game in 2022, Penn State had scored in 38-straight quarters until being shutout in the third quarter against Ohio State. It was the longest active streak in the nation.
- Since 2014, Penn State is 43-1 when leading by 10+ points at halftime.
- QB **Drew Allar** (223) is the only FBS quarterback with 150+ pass attempts and no interceptions in 2023.
- Since 2000, Allar's 223 attempts without an interception are the eighth-most to start a season among FBS quarterbacks.
- Allar is the only Big Ten quarterback, since 2000, to start a season with 175+ pass attempts and no interceptions.
- Dating back to the Maryland game in 2022, Penn State has not thrown an interception in 11-straight games, the longest active streak in the nation.
- Penn State is second in the nation in turnovers lost (3) and joins Air Force as the only FBS programs who have not thrown an interception in 2023.
- Penn State has surpassed 200 yards rushing 41 times in the **James Franklin** era. PSU is 36-5 in those games.
- Since 2014, Penn State has recorded 200 passing yards on 78 occasions. Penn State is 58-20 in those games.
- Since 2014, Penn State has tallied 400 total yards on 66 occasions. Penn State is 54-12 in those games.
- Since the start of the 2022 season, Penn State is second in the nation in turnover margin, averaging a +1.20 margin (2.05 gained per game; 0.85 lost per game), best in the Big Ten.
- Over the last two seasons, Penn State is averaging 8.95 points per game off turnovers, ranking second in the nation, and has 65 points off turnovers in 2023.
- In 2023, Penn State ranks ninth in the nation in scoring offense and second in the Big Ten in scoring offense (39.7 ppg).
- Penn State is seventh in the nation in fourth down conversion percentage (80.0) and eighth in time of possession (33:19).
- The Nittany Lions have tallied 171 first downs, holding 20th in the country.
- Penn State is 32-of-34 in the red zone for a 94.1 conversion percentage, sitting 13th in the nation.
- The Nittany Lions are 15th in sacks allowed per game (1.14) and 19th in tackles for loss per game (4.29).
- Penn State scored on each of its final four possessions of the WVU game, including three touchdowns, and on the first four drives of the Delaware game, posting points on eight-straight drives for the first time since September 20, 2014 against UMass.
- Against Iowa, Penn State held the ball for 45:27 to the Hawkeyes' 14:33 time of possession. In the second half, Penn State held the ball for 24:14 to Iowa's 5:46.
- Penn State had 97 offensive plays to 33 for Iowa. According to TruMediaSports, in the past five seasons, no other FBS team has out-snapped its opponent by 60+ plays.
- The 97 plays by the Nittany Lions were the most since Penn State ran 99 offensive plays at Iowa in 2017.
- Penn State scored on drives of 17, 10 15 and 12 plays against the Hawkeyes. The last time Penn State had four scoring drives of 10+ plays was against Ohio State in 2021.
- **Mike Yurich** is in his third season as Penn State's offensive coordinator/quarterbacks coach.
- Yurich (California University (Pa.)) and Franklin (East Stroudsburg) both played in the Pennsylvania State Athletic Conference (PSAC).
- As an FBS offensive coordinator, offenses under Yurich have averaged 6.29 yards per play, ranking first among OC's since 2013 and 13.49 yards per completion, which is also first in that time frame.
- Since 2013, Yurich's offenses have scored 50 or more points 29 times and 40 or more points 60 times (44.4 percent of games coached), both of which are tops among FBS offensive coordinators since 2013.
- His teams have averaged an FBS-best 56.2 touchdowns per year and 29.9 passing touchdowns per season.
- Penn State has scored 40 points 30 times since 2016. By comparison, from 2008 until 2015, the Nittany Lions had 18 40-point outings.

Scoring Benchmarks Since 2016 (94 games)

Pts.	#	Last
50+	14	Oct. 14, 2023; vs. UMass (W, 63-0)
40+	28	Oct. 14, 2023; vs. UMass (W, 63-0)
30+	57	Oct. 14, 2023; vs. UMass (W, 63-0)
20+	81	Oct. 14, 2023; vs. UMass (W, 63-0)



Hunter Nourzad

QUARTERBACK NOTES

- Offensive coordinator **Mike Yurich** also heads the Penn State quarterback room.
- Four quarterbacks Yurich coached in college are currently on NFL rosters (Sean Clifford - Penn State, Sam Ehlinger – Texas, Justin Fields – Ohio State, Mason Rudolph – Oklahoma State).
- Yurich served as the passing game coordinator and quarterbacks coach at Ohio State in 2019, where quarterback Justin Fields was a finalist for the Heisman Trophy, Walter Camp Player of the Year Award and Davey O'Brien Award.
- Sophomore quarterback **Drew Allar** is on the Davey O'Brien Award watch list.
- Through seven games in 2023, Allar has completed 61.0 percent of his passes for 1,445 yards and 13 touchdowns, while rushing for three scores.
- Since 2000, Allar is the only Big Ten quarterback who has thrown 13+ touchdowns and no interceptions through the first seven games of a season.
- Allar is the first quarterback in Penn State history to throw for 10 or more touchdowns before throwing an interception in a season.
- In his career, Allar's 60.4 completion percentage (171-of-283) is second all-time at Penn State (minimum 200 pass attempts).
- Allar's 61.0 completion percentage in 2023 ranks fifth in a season at Penn State (minimum 100 pass attempts).
- The sophomore has started his career with 283 pass attempts without an interception.
- QB **Drew Allar** (223) is the only FBS quarterback with 150+ pass attempts and no interceptions in 2023.
- Since 2000, Allar's 223 attempts without an interception are the eighth-most to start a season among FBS quarterbacks.
- Allar is the only Big Ten quarterback, since 2000, to start a season with 175+ pass attempts and no interceptions.
- Allar ranks third in the Big Ten in completions per game (19.4) and passing touchdowns (13), fourth in passing efficiency (134.7), sixth in completion percentage (61.0), total passing yards (1,445) and passing yards per game (206.4) and seventh in total offense per game (214.4).
- Allar has five career games with multiple touchdown passes, three games with three or more touchdown passes and one game with four touchdown passes.
- He has three career 200-yard passing games and one 300-yard passing game.

- The Ohio native owns three career games with both a passing and rushing touchdown.
- In his first career start, against West Virginia, Allar completed 21-of-29 passes for 325 yards and three touchdowns.
- Allar became the first Penn State quarterback to throw for at least 300 yards in a season opener since Christian Hackenberg's 454 passing yards against UCF in 2014 and the first Penn State quarterback to throw for at least 300 yards in his first career start since Michael Robinson threw for 379 yards vs. Wisconsin in 2003.
- Allar's 300 passing yards and three passing touchdowns marked the 25th time a PSU quarterback has done so in a game.
- The sophomore earned Big Ten Offensive Player of the Week honors following the West Virginia game.
- The Ohio native set a career high with four passing touchdowns against Iowa, while completing 25 passes for 166 yards.
- At Northwestern, Allar completed 18-of-33 passes for 189 yards and a touchdown, while adding a 1-yard rushing score.
- He completed 16-of-23 passes for 162 yards and three touchdowns, while adding a rushing score, against UMass.
- At Ohio State, Allar threw for 191 yards and a touchdown, while throwing a career-high 42 pass attempts.
- Quarterback **Beau Pribula** also enters his second season with the Nittany Lions after redshirting his rookie season.
- In 2023, Pribula has completed six passes for 75 yards and two touchdowns, while rushing for 225 yards and three scores.
- Pribula ranks fourth among Big Ten quarterbacks with 225 rushing yards.
- Against WVU, Pribula completed his first career pass attempt for seven yards. He also scored on a 5-yard touchdown run.
- In the Delaware game, Pribula completed 3-of-5 passes for 22 yards and a touchdown. He added 46 yards and a touchdown on eight carries.
- The redshirt freshman tallied nine carries for 47 yards at Illinois and rushed for 55 yards against Iowa.
- At Northwestern, Pribula completed his only pass attempt to RB **Trey Potts** for a 30-yard touchdown.
- Pribula had a career-high 59 yards rushing against UMass, including a 31-yard touchdown run. The 31-yard run was the longest rush of his career.
- Freshman **Jaxon Smolik** made his collegiate debut in the Delaware contest.

ACADEMIC SUCCESS

- The Nittany Lions had 32 players selected as Academic All-Big Ten in Fall 2022.
- **Sean Clifford** was a 2021 National Football Foundation (NFF) Scholar-Athlete and finalist for the Campbell Trophy, known as the "Academic Heisman". He is the 19th Nittany Lion to be selected as an NFF Scholar-Athlete.
- Penn State posted its first 1,000 single-year APR in program history in 2018-19, topping the previous high of 993 in 2014-15.
- In 2019, punter Blake Gillikin took home CoSIDA Academic All-America® first-team honors for the second-straight year to become the 12th two-time first-team selection in Penn State history. He graduated with a perfect 4.0 grade-point average in May 2020.
- Gillikin's two first-team CoSIDA Academic All-America honors increase Penn State football's total to 67 honorees, which ranks second in Division I football history (FBS and FCS).

DEGREES ON THE WALL

- Entering the 2023 season, five Nittany Lions have earned a collegiate degree.
- **Smith Vibert** graduated in August 2023 with his bachelor's degree in telecommunications and media studies.
- **Dvon Ellies** earned his bachelor's degree in telecommunications in Spring 2023. He is pursuing a second degree in journalism.
- **Hunter Nourzad** earned his bachelor's degree in engineering from Cornell and is working on his master's of business administration.
- **Dante Cephas** graduated from Kent State with his bachelor's degree in educational studies. He is pursuing a second degree in telecommunications.
- **Alex Felkins** earned his bachelor's degree from Columbia in psychology. He is pursuing a graduate certificate in business management foundations.

PRONUNCIATIONS

Drew Allar Drew AL-ler
Kaleb Artis Kaleb ar-TISS
Alex Bacchetta Alex buh-KET-ah
Alex Birchmeier Alex BURTCH-myer
Henry Boehme Henry BAME
Dante Cephas Dante SEE-fiss
Audavion Collins ah-DAY-vee-on Collins
Amiel Davis ah-MEEL Davis
Dani Dennis-Sutton deh-NYE Dennis-Sutton
Matt Detisch Matt DETT-ish
Khalil Dinkins kuh-LEEL Dinkins
Anthony Donkoh Anthony DON-coe
Jason Estrella Jason es-TRELL-uh
Dvon Ellies duh-VON el-LEES
Olumuyiwa Fashanu O-LOU-moo-YEE-wuh fash-UH-new
Mehki Flowers muh-KYE Flowers
Finn Furmanek Finn fir-muh-NECK
Jashaun Green ja-SEAN Green
George Hlavac George LAVIC
Olaivavega Ioane O-LIE-vuh-VEENG-uh Yo-wahn-ay
Adisa Isaac ah-DEE-suh Isaac
Golden Israel-Achumba Golden Israel ah-CHUM-buh
Coziah Izzard Co-ZIGH-uh IZZ-ard
Kaveion Keys KAY-vee-on Keys
Jameial Lyons ja-MEL Lyons
Jan Mahlert yahn MAHL-ert
Malick Meiga Malick mega
Joseph Mupoyi Joseph moo-POY
DaKaari Nelson dah-KARR-ee Nelson
Hunter Nourzad Hunter NOR-zad
Gabriel Nwosu Gabriel WO-Sue
Chimdy Onoh CHIM-dee OH-no
Beau Pribula Beau prib-U-luh
Jackson Pryts Jackson PRITS
Andrew Rappleyea Andrew RAPPLE-yay
Ta'Mere Robinson TAY-meer Robinson
Dominic Rulli Dominic RULE-ee
Sander Sahaydak Sander suh-HAY-dak
Joey Schlaffer Joey sh-LAHF-er
Sam Siafa Sam see-AH-fa
Jaxon Smolik Jackson SMOLE-ick
Blaise Sokach-Minnick Blaze SO-katch-min-ick
Davon Townley Jr. Duh-VON Townley
Ibrahim Traore EE-bruh-heem trey-OR
Amin Vanover ah-MEEN Vanover
Caedan Wallace KAY-den Wallace
Zakee Wheatley ZACK-key Wheatley
J'Ven Williams JAY-ven Williams



Drew Allar



Beau Pribula

RUNNING BACKS NOTES

- Co-offensive coordinator/running backs coach **Ja Juan Seider** has 15 years of college coaching experience, including 12 at the Power Five level.
- As a player at Florida A&M, Seider won the Doug Williams Award for National Offensive Player of the Year, Jake Gaither Award (considered the Heisman Trophy of Historically Black Colleges) and earned All-America honors after throwing for 2,622 yards and 27 touchdowns and rushing for 740 yards and 14 touchdowns in 1999.
- A loaded running back room is led by dynamic sophomores **Kaytron Allen** and **Nicholas Singleton** and redshirt senior **Trey Potts**.
- Allen (1,268), Singleton (1,471) and Potts (1,302) each have over 1,200 career rushing yards.
- Penn State is one of seven FBS teams, and the only Big Ten team, with three career 1,200 yard rushers on its roster.
- In 2022, Singleton (1,061 rushing yards) and Allen (867 rushing yards) became the first freshmen teammates in Big Ten history to both rush for 700+ rushing yards in a season.
- Since 2000, Allen and Singleton are one of two FBS freshman duos to each rush for 850+ yards in a season, joining West Virginia's Steve Slaton (1,128) and Pat White (952) in 2005.
- Allen and Singleton are both on the Doak Walker Award watch list, while Singleton is also on watch lists for the Maxwell Award, Paul Hornung Award and Walter Camp Player of the Year Award.
- Singleton was also named a second-team preseason All-American by Sporting News and a Pro Football Focus Preseason All-America honorable mention.
- He was selected as a True Freshman All-American by On3, 247Sports and College Football News in 2022.
- Singleton was named the Big Ten Thompson-Randle El Freshman of the Year and was selected third-team All-Big Ten by the coaches and media and was also tabbed the AP Big Ten Newcomer of the Year.
- Allen was an honorable mention All-Big Ten selection in 2022 by the media and was a True Freshman All-American by College Football News.
- Singleton owns 1,471 career rushing yards, ranking 31st all-time at Penn State, and 18 career rushing touchdowns.
- He ranks fifth in the Big Ten in rushing touchdowns (6), fourth in total touchdowns (7), fourth in all-purpose yards per game (98.1), ninth in rushing yards per game (58.6) and 10th in total rushing yards (410).
- The sophomore started the 2023 season with 70 rushing yards and a 2-yard touchdown rush against West Virginia.
- Against Delaware, Singleton scored a career-high three rushing touchdowns.
- He found the end zone on a 2-yard rushing touchdown on Penn State's opening drive of the game, and a pair of 5-yard scores in the second quarter, marking his sixth career game with multiple rushing touchdowns.
- At Illinois, Singleton scored on a 16-yard rush in the fourth quarter, while adding a career-high 49 receiving yards on three catches and 54 kick return yards for a total of 140 all-purpose yards.
- Against Iowa, Singleton gained 49 yards on the ground and added a pair of catches.
- Singleton tallied a team-high 21 carries and 80 rushing yards at Northwestern, tying a career high for carries.
- Against the Wildcats, the sophomore scored on a 1-yard run in the fourth quarter and a 2-yard reception in the third quarter, giving him his first career game with both a rushing and receiving touchdown.
- He had a career-high six receptions for 39 yards in the contest.
- Singleton gained a team-high 79 rushing yards against UMass.
- In the UMass game, Singleton surpassed 2,000 career all-purpose yards. He has 2,182 all-purpose yards.
- At Ohio State, he gained a team-high 49 yards, including a 20-yard run in the first quarter.
- Singleton owns 13 career runs of 20+ yards.

- Singleton rushed for 1,061 yards as a freshman, trailing only Saquon Barkley (1,076; 2015) for the most by a Penn State freshman.
- Singleton's 12 rushing touchdowns in 2022 are a Penn State freshman record.
- Allen has 1,268 career rushing yards and 13 career rushing touchdowns.
- In 2023, Allen ranks seventh in the Big Ten in yards per carry (4.61) and 10th in rushing yards per game (57.3).
- Against West Virginia, he rushed for 51 yards on 10 carries.
- In the Delaware game, Allen rushed for 103 yards on 19 carries, marking his third career 100-yard rushing game.
- Allen scored on a 4-yard rushing touchdown in the first quarter against the Blue Hens.
- During the opening drive of the third quarter, he went over the 1,000 career rushing yards mark. He became the 49th Penn State player to reach 1,000 career rushing yards.
- Allen rushed for a team-high 54 yards at Illinois and scored on a 4-yard rushing touchdown in the second quarter.
- Allen led PSU with 72 rushing yards against Iowa. He added three receptions.
- At Northwestern, Allen averaged 4.5 yards per carry.
- Against UMass, Allen tallied 68 rushing yards and a 9-yard touchdown, while averaging 7.6 yards per carry.
- Potts joined the Nittany Lions in Summer 2023 after transferring from Minnesota.
- In his collegiate career, Potts owns 1,302 rushing yards and 13 touchdowns on 259 carries in 31 games (five starts).
- In 2023, he has rushed for 107 yards (5.4 yards per carry) and two touchdowns, while adding two receptions for 46 yards and a score.
- Potts is one of five FBS players in 2023 with a passing, rushing and receiving touchdown joining Kansas State's Will Howard, Kansas State's Treshaun Ward, MTSU's Nicholas Vattiato and UCF's Timmy McClain.
- Potts had five carries against West Virginia in the 2023 opener.
- He rushed for 59 yards on seven carries, including a 20-yard rush, in the Delaware game.
- In the win at Illinois, Potts threw an 11-yard touchdown pass to Tyler Warren. Potts is Penn State's 11th non-quarterback (12 occasions) to throw for a touchdown.
- At Northwestern, Potts scored on a 13-yard run and a 30-yard reception. The rushing score was his first as a Nittany Lion and the receiving touchdown was the first of his collegiate career.
- It also marked his first career game with both a rushing and receiving touchdown.
- Scored on a 2-yard run against UMass.
- Redshirt senior **Tank Smith** has 38 career carries, including 23 in 2022.
- Smith tied a career high with six carries, gaining 29 rushing yards, against Delaware.
- Had a career-long 39-yard run against UMass, while totaling a career-high 41 yards.



Nicholas Singleton & Kaytron Allen

NICHOLAS SINGLETON



SINGLETON STATS

RUSHING YARDS

1,471

Singleton has rushed for 1,471 career rushing yards, ranking 31st in program history.

RUSHING YARDS PER GAME

73.6

Singleton is averaging 73.6 rushing yards per game in his career.

RUSHING TOUCHDOWNS

18

Singleton has 18 career rushing touchdowns, including six this season.

100+ RUSHING YARD GAMES

4

Singleton has four career games with 100+ rushing yards, including a career-high 179 vs. Ohio in 2022.

20+ YARD RUNS

13

Singleton has 13 career 20+ yard runs, nine 30+ yard runs, seven 40+ yard runs, four 50+ yard runs, two 60+ yard runs, two 70+ yard runs and one 80+ yard run.

KAYTRON ALLEN



ALLEN STATS

RUSHING YARDS

1,268

Allen owns 1,268 career rushing yards, including 401 in 2023.

RUSHING YARDS PER GAME

63.4

Allen is averaging 63.4 rushing yards per game in his career.

RUSHING TOUCHDOWNS

13

Allen has 13 career rushing touchdowns, including three in 2023.

100+ RUSHING YARD GAMES

3

Allen has three career 100-yard rushing games, including 103 against Delaware.

MULTI-TD GAMES

2

Allen has two multi-rushing touchdown games in his career.

TIGHT ENDS NOTES

- Co-offensive coordinator and tight ends coach **Ty Howle** is in his third season coaching the Penn State tight ends and his fourth season overall on the staff.
- Howle served as an offensive analyst in 2020, working closely with the offensive line and tight ends.
- He was a four-year letterwinner on the Penn State offensive line from 2009-13. He started at center and left guard and was a four-time Academic All-Big Ten selection. He was a team captain in 2013.
- In 2023, Penn State tight ends have combined for 36 receptions, 355 receiving yards and eight touchdowns.
- Juniors **Theo Johnson** (12) and **Tyler Warren** (3), and redshirt sophomore **Khalil Dinkins** (1) have combined for 16, 20-plus yard receptions in their careers.
- Johnson, who is on the Mackey Award watch list, has 61 receptions for 803 yards and seven touchdowns in his Penn State career.
- He made two grabs for 32 yards at Illinois, including a 19-yard reception in the first quarter and a 13-yard reception to setup a Penn State touchdown in the third quarter.
- The junior had a career-high six receptions for 42 yards in the win over Iowa.
- Johnson hauled in four catches for 66 yards and two touchdowns against UMass. He had a 30-yard touchdown grab and an 18-yard touchdown catch in the third quarter.
- Johnson caught a 34-yard pass at Ohio State.
- Warren has 32 career receptions for 324 yards and nine touchdowns, while adding two rushing scores.
- In 2023, Warren sits third among FBS tight ends with five touchdown receptions.
- According to Coaches By The Numbers, Warren is second among tight ends in red zone catches (7) and red zone targets (12).
- His five touchdown receptions are third in the Big Ten.
- The junior had a career-high six receptions against Delaware, doubling his previous career high.
- Warren hauled in a 2-yard touchdown in the second quarter in the win over the Blue Hens.
- The Virginia native caught three passes for 35 yards and a touchdown at Illinois.
- In the third quarter, Warren recorded an 11-yard touchdown catch on a throw from RB **Trey Potts**.
- Warren hauled in a pair of touchdowns against Iowa.
- He caught a 2-yard touchdown midway through the third quarter and a 7-yard touchdown grab late in the third quarter.
- Against UMass, Warren had a 7-yard touchdown catch.
- Dinkins made a 9-yard touchdown catch in the second quarter against Iowa. It was his second career touchdown catch.
- Brenton Strange, selected by the Jacksonville Jaguars in the second round of the 2023 NFL Draft, was Penn State's fourth tight end drafted since 2015, tied for the third-most in the FBS.
- In 2022, Penn State led the Big Ten and ranked second among Power Five teams with 13 tight end receiving touchdowns.



Theo Johnson

WINNINGEST PROGRAMS

In its 137th season of varsity football, Penn State has posted 926 victories to rank No. 7 in the nation. The Lions' success is not solely due to longevity though, as Penn State also ranks in the top 10 in all-time winning percentage.

As of October 22, 2023

TOTAL VICTORIES

1.	Michigan (144)	Big Ten	997
2.	Alabama (130)	SEC	960
	Ohio State (134)	Big Ten	960
4.	Notre Dame (135)	Independent	943
5.	Texas (131)	Big 12	942
6.	Oklahoma (127)	Big 12	941
7.	PENN STATE (137)	Big Ten	926
8.	Nebraska (134)	Big Ten	916
9.	Georgia (128)	SEC	875
10.	USC (134)	Pac-12	873

WINNING PERCENTAGE (YEARS - MIN. 25 IN D1)

1.	Ohio State (134)	Big Ten	.734
2.	Alabama (130)	SEC	.733
3.	Michigan (144)	Big Ten	.732
4.	Notre Dame (135)	Independent	.729
5.	Oklahoma (127)	Big 12	.726
6.	Boise State (56)	Mountain West	.725
7.	Texas (131)	Big 12	.702
8.	USC (134)	Pac-12	.697
9.	PENN STATE (137)	Big Ten	.689
10.	Nebraska (134)	Big Ten	.680

ALL-TIME AP POLL RANKINGS (Weeks Ranked)

1.	Ohio State	Big Ten	974
2.	Michigan	Big Ten	911
3.	Oklahoma	Big 12	889
4.	Notre Dame	Independent	866
5.	Alabama	SEC	865
6.	USC	Pac-12	811
7.	Texas	Big 12	766
8.	Nebraska	Big Ten	730
9.	PENN STATE	Big Ten	688
10.	LSU	SEC	658

WINNING WAYS

- Penn State is 70-25 over the past eight seasons (2016-23), which is the eighth-best record in FBS and the third-best in the Big Ten (Ohio State, 85-11; Michigan, 72-22).
- Dating back to 2015, Penn State has won 49 of its last 58 home games.
- Penn State's 166-69 record over the last 19 seasons (2005-23) ranks 12th in FBS and third in the Big Ten (Ohio State, 207-33; Wisconsin, 175-66).
- Head coach **James Franklin** guided his teams to a winning record each of his first eight seasons (2 at Vanderbilt, 6 at Penn State).
- Since 2016, Franklin's 73.7 percent (70-25) winning percentage ranks sixth among current FBS coaches.

WELCOME TO THE GAME

Collegiate Debut (25 players):

- vs. *West Virginia (9/2)*: CB Audaivon Collins, CB Kolin Dinkins, WR Anthony Ivey, DE Jameal Lyons, S King Mack, S Tyrece Mills, QB Beau Pribula, LB Tony Rojas, CB Zion Tracy, CB Elliot Washington II.
- vs. *Delaware (9/9)*: DT Ty Blanding, TE Jerry Cross, OL Anthony Donkoh, WR Jason Estrella, LB Kaveion Keys, WR Jan Mahlert, S DaKaari Nelson, OL Chimdy Onoh, CB Lamont Payne Jr., TE Andrew Rappleyea, LB Ta'Mere Robinson, QB Jaxon Smolik, OL J'Ven Williams.
- vs. *UMass (10/14)*: LS Blaise Sokach-Minnick, OL Ibrahim Traore

Penn State Debut (30 players):

- vs. *West Virginia (9/2)*: WR Dante Cephas, Collins, Dinkins, K Alex Felkins, Ivey, Lyons, Mack, McClain, Mills, RB Trey Potts, Pribula, Rojas, P Riley Thompson, Tracy, Washington II.
- vs. *Delaware (9/9)*: Blanding, Cross, Donkoh, Estrella, Keys, Mahlert, Nelson, Onoh, Payne, Rappleyea, Robinson, Smolik, Williams.
- vs. *UMass (10/14)*: Sokach-Minnick, Traore

True Freshmen (15 players):

- vs. *West Virginia (9/2)*: Lyons, Mack, Rojas, Tracy, Washington II.
- vs. *Delaware (9/9)*: Blanding, Donkoh, Keys, Nelson, Onoh, Payne, Rappleyea, Robinson, Smolik, Williams.

First Collegiate Start (9 players):

- vs. *West Virginia (9/2)*: QB Drew Allar, DT Zane Durant, LB Kobe King, OL JB Nelson, S Jaylen Reed, WR Harrison Wallace III and S Kevin Winston Jr.
- vs. *Delaware (9/9)*: WR Liam Clifford, OL Olavivega Ioane.

First Start at Penn State (11 players):

- vs. *West Virginia (9/2)*: Allar, Durant, King, Nelson, Reed, DE Chop Robinson, Wallace III, Winston.
- vs. *Delaware (9/9)*: Clifford, Ioane.
- at *Illinois (9/16)*: McClain
- *Iowa (9/23)*: Cephas

WIDE RECEIVER NOTES

- Offensive recruiting coordinator/wide receivers coach **Marques Hagans** is in his first season on the Penn State staff.
- Hagans joined the Penn State staff after serving as the associate head coach/wide receivers coach at Virginia for the previous 11 years. He was promoted to Associate Head Coach for the Cavaliers prior to the 2022 season.
- During his time at Virginia, Hagans coached 10 of the top 15 career receptions leaders in program history.
- Hagans was a four-year letterman at Virginia from 2002-05 and currently sits No. 10 all-time in passing yards with 4,877. He also ranks seventh in total offense with 5,779 yards.
- He was selected, as a receiver, in the fifth round (144th overall) of the 2006 NFL Draft by the St. Louis Rams. He spent three seasons with the Rams before being picked up by the Kansas City Chiefs and Indianapolis Colts in 2008. Hagans spent the 2009 and 2010 campaigns with Washington.
- With redshirt senior **Dante Cephas** and junior **KeAndre Lambert-Smith**, Penn State was one of 28 FBS teams, and one of 18 Power Five teams, entering 2023 with at least two players with 1,000 career receiving yards on its roster.
- Cephas is a member of the Biletnikoff Award watch list.
- Lambert-Smith has started 33 career games and owns 110 receptions for 1,502 yards and 10 touchdowns in his career.
- His 1,502 receiving yards rank 20th in program history and his 110 career receptions are tied 15th all-time at Penn State.
- He is averaging 13.7 yards per catch in his career and has 19 career receptions of 20+ yards.
- Lambert-Smith's 13.7 yards per catch ranks 31st among current FBS receivers with at least 110 career receptions.
- Against West Virginia, Lambert-Smith caught four passes for 123 yards and a career-best two touchdowns. He averaged 30.75 yards per reception.
- He hauled in a 72-yard touchdown reception on the opening drive. He added a 12-yard touchdown grab and a 30-yard reception.
- The Virginia native owns three career touchdown receptions of 70+ yards, with his 72-yard grab joining his 83-yard touchdown against Villanova in 2021 and his 88-yard touchdown reception against Utah in the 2023 Rose Bowl.
- Lambert-Smith is the only receiver in Penn State history with multiple 80-yard receptions.
- In the WVU game, Lambert-Smith recorded his second career 100-yard receiving game.
- He tied for a team high with six receptions and led the squad with 74 receiving yards against Delaware.
- Lambert-Smith made a career-high eight receptions against Iowa, tallying 66 receiving yards and hauling in a 3-yard touchdown in the fourth quarter.
- The junior made grabs of 25 and 35 yards, while totaling four catches for 86 yards, at Northwestern.
- Lambert-Smith notched six catches against UMass.
- He caught a team-high six passes for 52 yards at Ohio State.
- In the Rose Bowl Game against Utah, he caught three passes for 124 yards, including an 88-yard touchdown grab.
- Lambert-Smith averaged a Penn State bowl-record 41.3 yards on three receptions in the Rose Bowl.
- The 88-yard touchdown reception is the longest pass play in Rose Bowl history and the fourth-longest passing play in Penn State history.
- Cephas joined the Nittany Lions as a transfer this past offseason, after spending the previous four years at Kent State.
- A two-time first-team All-MAC selection, Cephas has collected 154 receptions, 2,270 receiving yards and 12 touchdowns in his collegiate career.
- He ranks 19th among active FBS receivers with 2,270 career receiving yards and his 14.7 yards per catch sit fourth among current FBS receivers with at least 150 career receptions.
- The redshirt senior is one of 16 current FBS receivers with 150+ receptions, 2,270+ receiving yards and 12+ receiving touchdowns.
- Cephas has 10 career 100-yard receiving games and had a reception in 32-straight games before the streak was snapped against UMass.
- In his Penn State debut, against West Virginia, Cephas made a 22-yard grab, followed by two catches for 36 yards, including a 26-yard grab, against Delaware.
- The Pittsburgh native had a 13-yard catch at Illinois, an 11-yard reception vs. Iowa and two catches for 21 yards at Northwestern.
- He caught two passes for 28 yards against the Buckeyes.
- Junior **Malik McClain** arrives in Happy Valley after transferring from Florida State.
- Against WVU, McClain had a career-best 58 yards, including 25-yard touchdown reception in the fourth quarter, and tied a career high with four receptions.
- McClain has 38 receptions for 460 yards and six touchdowns in his career.
- Redshirt sophomore **Harrison Wallace III** earned his first career start in the West Virginia game.
- He has 34 catches for 434 yards and a touchdown in his career.
- Wallace recorded a career-high seven receptions and 72 receiving yards against the Mountaineers.
- He added three catches for 26 yards against Delaware and three receptions for 44 yards against UMass.
- Wallace made catches of 27 and 20 yards in the 2023 Rose Bowl Game against Utah.
- Redshirt sophomore **Liam Clifford** made two grabs for 25 yards against WVU and made his first career start against Delaware.
- Clifford had a career-long 33-yard reception late in the second quarter at Illinois.
- Sophomore **Omari Evans**, junior **Malick Meiga** and redshirt freshman **Kaden Saunders** have each experienced significant playing time at Penn State.
- Evans had a 4-yard touchdown reception against Delaware.
- Saunders hauled in an 8-yard touchdown reception, his first career touchdown reception, at Ohio State.
- Meiga has seven receptions for 104 yards and a touchdown in his PSU career and is a team captain in 2023.
- Redshirt freshman **Cristian Driver** made his first career reception against Delaware.

COACHING STAFF POTW

The Penn State coaching staff chooses players of the week in all three phases. Here are their selections:

SEPT. 2 - WEST VIRGINIA

- Offensive: Drew Allar
- Defensive: Curtis Jacobs
- Special Teams: Malik McClain
- D-Squad Offensive: Golden Israel-Achumba/Jan Mahlert
- D-Squad Defensive: Jace Tutty/Jake Wilson
- D-Squad Special Teams: Jason Estrella

SEPT. 9 - DELAWARE

- Offensive: Drew Allar
- Defensive: Dominic DeLuca
- Special Teams: Alex Felkins
- D-Squad Offensive: Jack Lambert/Liam Powers
- D-Squad Defensive: Jace Tutty/Kaveion Keys
- D-Squad Special Teams: Jace Tutty

SEPT. 16 - ILLINOIS

- Offensive: Hunter Nourzad
- Defensive: Abdul Carter/Dominic DeLuca/Johnny Dixon/..... Daequan Hardy/Kobe King/Cam Miller
- Special Teams: Malik McClain
- D-Squad Offensive: Dominic Rulli/Jake Spencer
- D-Squad Defensive: Kolin Dinkins/Winston Yates
- D-Squad Special Teams: Ethan Black

SEPT. 23 - IOWA

- Offensive: Olumuyiwa Fashanu/Vega Ioane/JB Nelson
- Hunter Nourzad/Drew Shelton/Caedan Wallace/Sal Wormley
- Defensive: Chop Robinson
- Special Teams: Dominic DeLuca
- D-Squad Offensive: Golden Israel-Achumba/London Montgomery
- D-Squad Defensive: Lamont Payne Jr./Jameil Lyons
- D-Squad Special Teams: Jace Tutty

SEPT. 30 - NORTHWESTERN

- Offensive: Trey Potts
- Defensive: Zane Durant
- Special Teams: Zion Tracy
- D-Squad Offensive: Addison Penn/Tyler Holzworth
- D-Squad Defensive: Kaveion Keys/Sam Siafa
- D-Squad Special Teams: Jace Tutty

OCT. 14 - UMass

- Offensive: Tyler Warren
- Defensive: Adisa Isaac
- Special Teams: Daequan Hardy
- D-Squad Offensive: Matt Detisch/Tyler Holzworth
- D-Squad Defensive: Kaveion Keys/Kolin Dinkins
- D-Squad Special Teams: DaKaari Nelson

OCT. 21 - OHIO STATE

- D-Squad Offensive: Dominic Rulli/Jason Estrella
- D-Squad Defensive: Jake Wilson/DaKaari Nelson
- D-Squad Special Teams: Kaveion Keys



Harrison Wallace III

KEANDRE LAMBERT-SMITH



LAMBERT-SMITH STATS

CAREER RECEPTIONS

110

Lambert-Smith has 110 career receptions, tied 15th all-time at Penn State.

CAREER RECEIVING YARDS

1,502

Lambert-Smith has 1,502 career receiving yards, ranking 20th in program history.

CAREER RECEIVING TDS

10

Lambert-Smith has hauled in 10 career receiving touchdowns, including three in 2023.

YARDS PER RECEPTION

13.7

Lambert-Smith is averaging 13.7 yards per reception in his career.

20+ YARD RECEPTIONS

19

Lambert-Smith has made 19 receptions of 20 or more yards as a Nittany Lion, including three receptions of 70+ yards.

OFFENSIVE LINE NOTES

- Offensive line coach **Phil Trautwein** enters his fourth season at Penn State.
- He was named to the American Football Coaches Association (AFCA) Class of 2021 "35 Under 35" list, recognizing the top-35 football coaches under the age of 35. He was the only Big Ten coach and the only offensive line coach on the 2021 list.
- In his four seasons at Penn State, Trautwein has helped 12 offensive linemen earn All-Big Ten honors, including five in 2022.
- He's coached 22 All-Conference selections over the last six seasons, which includes a stint at Boston College as the offensive line coach.
- Trautwein was a two-time All-SEC selection and two-time team captain as a left tackle at Florida, earning first-team honors in 2008 and second-team accolades in 2006.
- He was part of the Gators winning the BCS National Championship and SEC titles in the 2006 and 2008 seasons.
- Six Nittany Lion offensive linemen own at least five career starts.
- Junior **Olumuyiwa Fashanu** has appeared in 24 games and made 17 starts at left tackle.
- He has allowed no sacks and five pressure in 226 pass blocking snaps this season.
- Fashanu, a semifinalist for the William V. Campbell Trophy, owns an impressive 3.45 GPA in the supply chain and information systems major through Penn State's Smear College of Business.
- He is also a member of the Lombardi Award, Outland Trophy and Walter Camp Player of the Year Award watch lists and was also selected Preseason All-America first team by the Associated Press and Pro Football Focus.
- Following the Iowa game, Fashanu was named the Outland Trophy National Player of the Week.
- Redshirt senior **Hunter Nourzad** was an honorable mention All-Big Ten selection by the coaches and media in his first season in Happy Valley.
- Nourzad owns 35 collegiate starts and 38 career appearances.
- According to PFF, Nourzad has not given up a sack on 227 pass plays in 2023.
- Redshirt senior tackle **Caedan Wallace** has 34 starts and owns 41 career appearances.
- Redshirt senior **Sal Wormley** has started 20 games in 24 appearances.
- Through seven games, according to PFF, Wormley has allowed just one sack in 220 pass plays.
- Wormley (coaches, media) was an honorable mention All-Big Ten selection in 2022.
- Redshirt junior **JB Nelson** made his first career start against West Virginia.
- Redshirt freshman **Olaiavega Ioane** earned his first career start against Delaware.
- According to PFF, Ioane has allowed only one sack on 178 pass plays this season.
- Sophomore **Drew Shelton** has appeared in 13 games and made five starts.
- Through seven games in 2023, the Nittany Lions' offensive line has allowed just four sacks, according to Pro Football Focus.
- Penn State ranks ninth in scoring offense and second in the Big Ten in scoring offense (39.7 ppg).
- Penn State is seventh in the nation in fourth down conversion percentage (80.0) and eighth in time of possession (33:19).
- The Nittany Lions have tallied 171 first downs, holding 20th in the country.
- Penn State is 32-of-34 in the red zone for a 94.1 conversion percentage, sitting 13th in the nation.
- The Nittany Lions are 15th in sacks allowed per game (1.14) and 19th in tackles for loss per game (4.29).
- Penn State did not allow a sack against Delaware or Iowa.
- The Nittany Lions have tallied at least 400 yards in three games this season.

NITTANY LIONS IN THE NFL

- A total of 43 Penn State football alumni are populating the rosters of 26 National Football League teams.
- The Nittany Lions annually are among the top 20 programs nationally in producing players in the NFL. In addition, three former Nittany Lions are members of NFL coaching staffs.
- Nine players from PSU's 2022 squad are on NFL teams.

NITTANY LIONS ON NFL ROSTERS

(Pro Experience in Parentheses)

- Atlanta Falcons (1):** Arnold Ebiketie (2)
- Arizona Cardinals (2):** Blake Gillikin (4), Jesse Luketa (2)
- Baltimore Ravens (2):** Odafe Oweh (3), Jordan Stout (2)
- Buffalo Bills (3):** Ryan Bates (5), DaQuan Jones ^{IR} (10), Connor McGovern (5)
- Carolina Panthers (2):** Yetur Gross-Matos (4), Miles Sanders (5)
- Chicago Bears (2):** Jaquan Brisker (2), Trace McSorley (5)
- Cincinnati Bengals (1):** Nick Scott (5)
- Dallas Cowboys (1):** Micah Parsons (3)
- Denver Broncos (1):** PJ Mustipher (R)
- Detroit Lions (1):** Jason Cabinda ^{IR} (6)
- Green Bay Packers (2):** Sean Clifford (R), Rasheed Walker (2)
- Houston Texans (1):** Juice Scruggs ^{IR} (R)
- Indianapolis Colts (2):** Will Fries (3), KJ Hamler (4)
- Jacksonville Jaguars (3):** Amani Oruwariye (5), Brenton Strange (R), Parker Washington ^{IR} (R)
- Kansas City Chiefs (1):** Donovan Smith (9)
- Los Angeles Chargers (1):** Austin Johnson (8)
- Miami Dolphins (1):** Nick Bowers (3)
- Minnesota Vikings (1):** Dan Chisena (3)
- New England Patriots (1):** Mike Gesicki (6)
- New York Giants (2):** Saquon Barkley (6) ^C, Cam Brown (4) ^C
- New York Jets (1):** Adrian Amos (9)
- Pittsburgh Steelers (3):** Pat Freiermuth ^{IR} (3), Joey Porter Jr. (R), Allen Robinson II (10)
- San Francisco 49ers (2):** Ji'Ayir Brown (R), Kevin Givens (4)
- Seattle Seahawks (1):** Chris Stoll (R)
- Tampa Bay Buccaneers (1):** Chris Godwin (7)
- Washington Commanders (4):** Troy Apke ^{IR} (5), Tariq Castro-Fields (2), Jahan Dotson (2), Mitchell Tinsley (R)

Italics indicates practice squad | ^C Team Captain | ^{IR} Injured Reserve

**As of October 22, 2023*

THREE FORMER LIONS ON NFL COACHING STAFFS

Three former Nittany Lions are patrolling the sidelines as part of NFL coaching staffs in 2023.

- Jeff Nixon (New York Giants, running backs)
- Bobby Engram (Washington, wide receivers)
- Christian Daboll (New York Giants, offensive assistant)



Olumuyiwa Fashanu

DEFENSIVE NOTES

- **Manny Diaz** is in his second season as Penn State's defensive coordinator and linebackers coach and was a Broyles Award semifinalist in 2022.
- Diaz, who has 25 years of collegiate coaching experience, including three as a head coach and 14 as a defensive coordinator, joined PSU after spending six seasons (2016-21) at Miami, including three seasons as head coach (2019-21), where he coached the Hurricanes to three bowl appearances.
- The Nittany Lions placed three on the preseason Bronko Nagurski Trophy watch list with sophomore LB **Abdul Carter**, King and junior DE **Chop Robinson** all landing on the list.
- Through seven games in 2023, Penn State leads the country in total defense (218.1), passing efficiency defense (91.59), first downs allowed (89) and sacks per game (4.1).
- The Nittany Lions rank second in the country in scoring defense (9.7) and passing defense (144.7), third in rushing defense (73.4), fourth in tackles for loss per game (8.6), fifth in fumbles recovered (7) and third down conversion defense (28.3) and ninth in takeaways (14).
- Through seven games, 21 Nittany Lions have recorded at least one tackle for loss and 16 have recorded at least one sack.
- Among FBS teams, Penn State has the most players (16) with at least 1.0 sacks this season, while being one of eight teams with 21+ players with at least 1.0 tackles for loss this year.
- Penn State is allowing a 51.5 percent completion percentage (100-of-194), good for third in the FBS.
- After the Ohio State game, Penn State has held six-straight opponents under 100 rushing yards (Delaware, 82; Illinois, 78; Iowa, 20; Northwestern, 45; UMass, 64; Ohio State, 79).
- Since the start of the 2022 season, Penn State has held 15 opponents under 100 rushing yards, tied second-most in the FBS.
- Penn State has not given up any points in 11 consecutive quarters at home since allowing a first quarter touchdown to Delaware in the second home game of the season.
- Penn State has a streak of 16-straight games with at least five tackles for loss. It is the second-longest streak in FBS behind James Madison's 17-game string.
- Against Ohio State, the Nittany Lions snapped a streak of at least three sacks in 11-straight games, dating back to the Indiana game in 2022. The streak was tied with James Madison for the longest in the FBS.
- Over the last two seasons, Penn State has held opponents to under a 50 completion percentage in nine games, the nation's second-most in that span.
- Over the last two seasons, the Nittany Lions have allowed under 10 completions in four games, tied 10th-most in the nation.
- Since the start of the 2022 season, Penn State has forced 40 turnovers (21 interceptions, 19 fumbles), seventh in the nation.
- Penn State's 19 fumbles recovered over the last two seasons are tied-fourth in the nation and most in the Big Ten, while the 21 interceptions are tied 23rd.
- Penn State has recorded three or more takeaways in eight games over the last two seasons, tied third-most among FBS teams.
- Over the last two seasons, Penn State is 10-0 when forcing multiple takeaways in a game.
- Since the start of the 2022 season, Penn State is second in the nation in turnover margin, averaging a +1.20 margin (2.05 gained per game; 0.85 lost per game), best in the Big Ten.
- At Illinois, Penn State forced five takeaways, including four interceptions and a fumble recovery.
- The Nittany Lions forced turnovers on three-straight possessions (two fumbles, one interception) in the first quarter.
- Penn State forced takeaways on three-straight possessions for the first time since 2016 at Indiana (three fumbles).
- Penn State held Iowa to four first downs, the fewest ever allowed by Penn State in a Big Ten game.
- After allowing Iowa to get one first down on each of its first two possessions in the first quarter, Penn State held Iowa without a first down for the next seven drives and limited the Hawkeyes to just five plays in Penn State territory.

- Penn State held Iowa to 76 yards of offense, the fewest ever allowed by Penn State in a Big Ten game, and just 33 plays, giving up 2.3 yards per play.
- The Nittany Lions held Iowa to 20 yards rushing, the fourth-lowest since 2014, and 56 passing yards, the seventh-lowest since 2014.
- Penn State held Iowa to just one third-down conversion on nine attempts.
- Jacobs recovered a fumble in the first quarter and a muffed punt in the second quarter, becoming first Penn State player to recover two fumbles in a game since Mark D'Onofrio against Temple on October 5, 1991.
- The Nittany Lions limited Northwestern to -10 rushing yards on 16 carries in the first half.
- In the third quarter, Penn State stopped Northwestern on fourth down conversions on back-to-back drives.
- Penn State recorded 12 tackles for loss and three sacks against the Wildcats.
- DT **Zane Durant** secured a career-high three tackles for loss and became Penn State's first defensive tackle to record three or more tackles for loss against a Big Ten opponent since Curtis Cothran against Wisconsin in 2016.
- Against UMass, the Nittany Lions recorded their second consecutive home shutout, marking the first time that Penn State has shut out its opponent in consecutive home games since 1981, when they shut out Cincinnati (52-0) and Temple (30-0).
- The seven points allowed in the past three home games are the fewest allowed by Penn State in three-straight home games since holding Cincinnati (0), Temple (0), and Boston College (7) to a total of seven points in three-straight home games in 1981.
- At Ohio State, the Nittany Lions recorded nine tackles for loss and held the Buckeyes to 79 yards rushing.
- Over the last nine seasons, PSU sits first nationally in fewest passing TDs allowed per game (0.99), second in sacks per game (3.11; trailing only Clemson) and QB hurries (979), fourth in total pressures generated (1,496), fourth in tackles for loss percentage (10.92), fifth in fewest passing yards per attempt (6.17) and 10th in fewest rushing yards per attempt (3.51).
- Penn State's 336 sacks over the last nine years (2015-23) are fourth behind Clemson (390), Alabama (380) and Pitt (355).
- Over the last nine years, Penn State has accumulated a 8.75 percent sack percentage (336 sacks on 3,804 pass plays), which ranks fifth in the FBS.
- Since 2014, Penn State has held opponents to seven or less points 28 times, tied fifth-most among FBS teams. Twenty of those 28 games have been against Big Ten opponents.
- Since 2015, Penn State has recorded 10 shutouts, tied second-most among FBS teams. PSU also has the third-most shutouts (15) in the FBS since 2007.
- Penn State leads the FBS with seven shutouts against conference opponents since 2015.
- Since 2014, PSU has held an opponent under 300 total yards 55 times, tied seventh-most among FBS teams.
- Since 2014, the Nittany Lions have allowed less than 200 passing yards in 69 games, tied seventh-most among FBS teams, and have held opponents under 100 passing yards in 20 games in that span, tied seventh-most among FBS teams.
- Since 2014, Penn State has held opponents under 100 rushing yards on 54 occasions, tied ninth-most among FBS teams, and have held opponents under 50 rushing yards in 20 games, 10th-most among FBS teams.
- Penn State has registered 10 or more tackles for loss 31 times since 2014, third-most among FBS teams.
- Since 2014, Penn State has collected six or more sacks in a game 17 times, most among FBS teams.
- The Nittany Lions have forced multiple takeaways in a game on 52 occasions since 2014, including three times in 2023.

CHOP ROBINSON



ROBINSON STATS

CAREER TACKLES

54

Robinson has 54 career tackles, including 35 at Penn State.

CAREER SOLO TACKLES

38

Thirty-eight of Robinson's 54 career tackles are solo stops.

CAREER TFL

17.5

Robinson has tallied 17.5 career tackles for loss, including 15 as a Nittany Lion.

CAREER SACKS

10.5

Robinson has collected 10.5 career sacks, including 8.5 at Penn State.

FORCED FUMBLES

2

Robinson has two forced fumbles as a Nittany Lion.

DEFENSIVE LINE NOTES

- **Deion Barnes** is in his first season heading the Nittany Lion defensive line corps. Barnes spent the previous three years on the Penn State staff as a graduate assistant working with the defensive line.
- Barnes was a three-year letterwinner at defensive end for Penn State from 2012-14 and was named Big Ten Freshman of the Year in 2012.
- He helped coach 11 All-Big Ten defensive linemen, including three first-team selections and a second-team All-American in his first three seasons working with the Penn State defensive line.
- Through seven games in 2023, Penn State leads the country in total defense (218.1), passing efficiency defense (91.59), first downs allowed (89) and sacks per game (4.1).
- Penn State holds second in total sacks (29), fourth in tackles for loss per game (8.6) and seventh in total tackles for loss (60).
- Through seven games, 21 Nittany Lions have recorded at least one tackle for loss and 16 have recorded at least one sack.
- The Penn State defensive line recorded three sacks, three forced fumbles and two fumble recoveries against Iowa.
- Against Northwestern, Penn State registered 12 tackles for loss and seven sacks, while holding the Wildcats to 45 rushing yards in the game and -10 rushing yards in the first half.
- In the UMass game, Penn State registered 10 tackles for loss and five sacks in the first half, finishing the game with 14 tackles for loss and seven sacks.
- Redshirt senior DE **Adisa Isaac** has played in 40 games as a Nittany Lion, making 20 starts.
- He owns 71 tackles, 25 tackles for loss, 12.5 sacks, a forced fumble and a fumble recovery in his career.
- In 2023, Isaac owns 9.5 tackles for loss and 5.5 sacks, both team highs.
- Isaac owns the Big Ten lead with 5.5 sacks and 9.5 tackles for loss, while sitting first in sacks per game (0.79; 16th nationally) and tackles for loss per game (1.4; 15th).
- Isaac has six career games with multiple tackles for loss.
- Over the last two seasons, Isaac's five games with multiple tackles for loss are tied for most in the Big Ten with Illinois' Jer'Zhan Newton.
- Isaac collected four tackles, including a tackle for loss and a half-sack at Illinois.
- In the season opener against West Virginia, Isaac posted two tackles, including a tackle for loss, and a QB hurry.
- Against Iowa, Isaac notched a solo sack and recovered a fumble. It was his first career fumble recovery.
- Isaac secured a solo sack in the second quarter at Northwestern.
- In the UMass game, Isaac recorded a career high with 2.5 sacks and a career-best 3.5 tackles for loss.
- At Ohio State, Isaac posted two tackles for loss, including a half-sack.
- DE **Chop Robinson** is a member of the Bednarik Award, Bronko Nagurski Trophy and Lombardi Award watch lists.
- Robinson has collected 54 tackles, 17.5 tackles for loss, 10.5 sacks, two forced fumbles, one fumble recovery and three pass breakups in his collegiate career.

- He was a preseason second team All-American selection by Sporting News and Pro Football Focus in 2023.
- In the Iowa game, Robinson made two tackles, including a strip-sack in the third quarter. He added two quarterback hurries.
- The forced fumble was the second of Robinson's career.
- He posted a 94.1 pass rush grade from PFF for his performance in the win over the Hawkeyes.
- Robinson tied a career high with two sacks against UMass.
- Sophomore DE **Dani Dennis-Sutton** has tallied 28 tackles, 6.5 tackles for loss, 4.5 sacks, a forced fumble, an interception and a pass breakup as a Nittany Lion.
- In the Iowa game, Dennis-Sutton forced a fumble in the first quarter and added a pass breakup and a quarterback hurry.
- At Northwestern, Dennis-Sutton collected 1.5 tackles for loss, including a solo sack in the second quarter.
- Redshirt senior DT **Hakeem Beamon** owns 18 career starts and 31 career appearances. Beamon has totaled 29 tackles, 7.5 tackles for loss and four sacks at Penn State.
- Redshirt senior DT **Dvon Ellies** has seen valuable time at defensive tackle, making six career starts in 37 appearances.
- Ellies is on watch lists for the Allstate AFCA Good Works Team and the Wuerffel Trophy.
- He notched a career-best 2.5 tackles for loss vs. UMass.
- Sophomore DT **Zane Durant** ranks ninth among FBS defensive tackles with 5.5 tackles for loss in 2023.
- Against Delaware, Durant posted 1.5 tackles for loss, including a solo sack.
- Durant secured a career-high three tackles for loss at Northwestern, including a solo sack.
- The Florida native is Penn State's first defensive tackle to record three or more tackles for loss against a Big Ten opponent since Curtis Cothran against Wisconsin in 2016.
- Durant is PSU's first defensive tackle to register three or more tackles for loss in a game since Tyrell Chavis against Akron in 2017.
- He secured a solo tackle for loss at Ohio State.
- Redshirt junior DE **Zuriah Fisher** recorded his first career sack in the fourth quarter against Delaware.
- Fisher collected two tackles, including a half-sack, at Illinois, and recovered a fumble against Iowa.
- He added a solo sack against Northwestern.
- Junior DE **Amin Vanover** had a strip-sack against Iowa, his first career forced fumble.



Adisa Isaac

COACHING STAFF NOTES

COACHING STAFF CHANGES

- The Nittany Lion coaching staff has two new faces for the 2023 season with the addition of wide receivers coach/offensive recruiting coordinator **Marques Hagans** and defensive line coach **Deion Barnes**.
- Hagans joined Penn State staff after serving as the Associate Head Coach/Wide Receivers Coach at Virginia for the previous 11 years.
- During his time at Virginia, Hagans coached 10 of the top 15 career receptions leaders in program history.
- Hagans was a four-year letterman at Virginia from 2002-05 and currently sits No. 10 all-time in passing yards with 4,877. He also ranks seventh in total offense with 5,779 yards.
- He was selected, as a receiver, in the fifth round (144th overall) of the 2006 NFL Draft by the St. Louis Rams.
- Barnes spent the previous three years on the Penn State staff as a graduate assistant working with the defensive line.
- Following a professional playing career in the NFL and the AAF, Barnes joined the Penn State coaching staff in 2020.
- During his three seasons working with the defensive line, Barnes helped coach 11 All-Big Ten defensive linemen, including three first-team selections and a second-team All-American.
- Barnes tutored defensive tackle PJ Mustipher, who was a two-time captain for the Nittany Lions and a three-time All-Big Ten honoree.
- During the 2022 season, Penn State led the Big Ten with 104 tackles for loss (T-4th nationally) and 42 sacks (T-6th).

ASSISTANT COACHES



Manny Diaz
Defensive Coord./
Linebackers
Field



Mike Yurcich
Offensive Coord./
Quarterbacks
Booth
Mike YUR-sitch



Stacy Collins
Special Teams
Coord./Outside LB/
Nickels
Field



Deion Barnes
Defensive Line
Field



Marques Hagans
Wide Receivers
Field
Marcus HAY-gins



Ty Howle
Co-Offensive Coord./
Tight Ends
Booth
Ty Howl



Anthony Poindexter
Co-Defensive
Coordinator/Safeties
Booth



Ja'Juan Seider
Co-Offensive Coord./
Running Backs
Field
JAY-juan cider



Terry M. Smith
Assoc. Head Coach/
Cornerbacks
Field



Phil Trautwein
Offensive Line
Field
Phil trout-wine

CORNERBACKS NOTES

- **Terry M. Smith** is in his 10th season as Penn State's cornerbacks coach. He is also the program's associate head coach and defensive recruiting coordinator.
- Smith has tutored a secondary which has seen 11 defensive backs taken in the NFL Draft since 2016, including two in 2023, tied for the fourth-most nationally.
- **Joey Porter Jr.** was selected 32nd overall by the Pittsburgh Steelers in the 2023 NFL Draft.
- Smith was a four-year letterwinner (1988-91) and three-year starter at wide receiver at Penn State. He ranks tied for 10th in career receiving touchdowns (15), 13th in career receiving yardage (1,825) and 14th in career receptions (108).
- Through seven games in 2023, Penn State leads the country in total defense (218.1), passing efficiency defense (91.59), first downs allowed (89) and sacks per game (4.1).
- The Nittany Lions rank second in the country in scoring defense (9.7) and passing defense (144.7), third in completion percentage (51.5), fifth in third down conversion defense (28.3) and ninth in takeaways (14).
- Over the last two seasons, Penn State has held opponents to under a 50 completion percentage in nine games, the nation's second-most in that span.
- Over the last two seasons, the Nittany Lions have allowed under 10 completions in four games, tied 10th-most in the nation.
- Since the start of the 2022 season, Penn State has forced 40 turnovers (21 interceptions, 19 fumbles), seventh in the nation.
- Penn State held Iowa to four first downs, the fewest ever allowed by Penn State in a Big Ten game.
- Penn State held Iowa to 76 yards of offense and just 33 plays, giving up 2.3 yards per play.
- Penn State held Iowa 56 passing yards and just six completions.
- Penn State held Iowa to just one third-down conversion on nine attempts.
- The Nittany Lions limited Northwestern to 175 total yards and 130 passing yards.
- Junior **Kalen King** begins the 2023 season on watch lists for the Bednarik Award, Bronko Nagurski Trophy, Butkus Award, Lott IMPACT Trophy and Jim Thorpe Award.
- In his career, King has 70 tackles, 5.5 tackles for loss, three interceptions, 24 pass breakups, two forced fumbles and a fumble recovery.
- He was named Preseason All-America first team by the Associated Press and Pro Football Focus.

- King recorded four tackles in the season opener vs. West Virginia.
- He added four tackles and a pass breakup at Illinois.
- King had six tackles and a career-high 1.5 tackles for loss at Ohio State.
- Through the first seven games, according to Coaches By The Numbers, King has allowed a 38.5 completion percentage (5-of-13) when targeted.
- Senior **Johnny Dixon** has recorded 83 tackles, eight tackles for loss, four sacks, four interceptions, 20 pass breakups, one forced fumble and one fumble recovery in his collegiate career.
- Dixon began the 2023 season with three solo tackles and two pass breakups against West Virginia.
- At Illinois, Dixon picked off a pass in the third quarter and returned it 21 yards, his longest career return.
- Dixon notched five tackles, including a career-high two tackles for loss at Ohio State. He added a solo sack and a pass breakup.
- Through the first seven games, according to Coaches By The Numbers, Dixon is allowing a 45.5 completion percentage (5-of-11) when targeted.
- Redshirt senior **Daequan Hardy** has accounted for 49 tackles, six tackles for loss, 2.5 sacks, five interceptions, 19 pass breakups, and a forced fumble in his Penn State career.
- At Illinois, Hardy notched an interception in the first quarter.
- Hardy picked off a pass in the fourth quarter at Northwestern and returned it 34 yards for the longest return of his career.
- The Pittsburgh native broke up a career-high three passes, all in the first quarter, at Ohio State. He added a career-high six tackles and a half-tackle for loss.
- In five games this season, according to Pro Football Focus, Hardy is allowing a 38.5 completion percentage (10-of-26) when targeted and has forced five incompletions.
- Sophomore **Cam Miller** has played in 18 games at Penn State, while totaling 18 tackles, three tackles for loss, two sacks and an interception.
- Miller recorded four tackles, all solo, including his first career tackle for loss against West Virginia.
- The Florida native picked off a pass in the third quarter at Illinois for his first career interception.
- Against UMass, Miller registered his first two career sacks and became Penn State's first defensive back to record multiple sacks in a game since Derek Bochna had two for the Nittany Lions at West Virginia in 1992.



Johnny Dixon



Daequan Hardy

KALEN KING



KING STATS

CAREER TACKLES

70

King has recorded 70 tackles as a Nittany Lion, including 17 in 2023.

CAREER SOLO TACKLES

49

Forty-nine of King's 70 tackles are solo stops, including 11 this season.

CAREER PASS BREAKUPS

24

King owns 24 career pass breakups and recorded 18 in 2022.

CAREER INTERCEPTIONS

3

King has three career interceptions.

CAREER FORCED FUMBLES

2

King has registered two forced fumbles in his PSU career.

LINEBACKERS NOTES

- In addition to leading the defense, Manny Diaz also coaches the linebacker unit.
- Penn State's linebacker corps returns a four-year veteran in **Curtis Jacobs**, an honorable mention All-Big Ten selection in 2022, who has played in 39 career games and made 30 starts.
- Jacobs owns 154 career tackles, 18.5 tackles for loss, eight sacks, a forced fumble, four fumble recoveries and two interceptions.
- He is on the Butkus Award watch list.
- Against West Virginia, Jacobs finished with a team-high 10 tackles, including seven solo, and a solo sack. It marked Jacobs' third career game with double-digit tackles.
- In the Iowa game, Jacobs recorded a solo tackle for loss and two fumble recoveries. He recovered a fumble in the first quarter and a muffed punt in the second quarter.
- Jacobs is the first Penn State player to recover two fumbles in a game since Mark D'Onofrio against Temple on October 5, 1991.
- The junior notched a team high-tying nine tackles, including a half-tackle for loss, at Ohio State.
- Sophomore **Abdul Carter** owns 79 tackles (48 solo), 12.5 tackles for loss, 7.5 sacks, two forced fumbles, an interception and six pass breakups in his first two seasons in Happy Valley.
- Carter started his 2023 campaign with a solo sack in the fourth quarter against West Virginia.
- Carter recorded his first career interception in the first quarter at Illinois, adding two tackles.
- He posted a career-high nine tackles and a pass breakup against the Buckeyes.
- Carter is on watch lists for the Bednarik Award, Bronko Nagurski Trophy, Butkus Award, Lombardi Award and Lott IMPACT Trophy.
- The sophomore was named Pro Football Focus Preseason All-America honorable mention.
- Redshirt sophomore **Kobe King** made his first career start in the WVU game and collected five tackles.
- He secured four tackles, a tackle for loss and his second career fumble recovery at Illinois.
- King tallied four tackles at Northwestern, including two tackles for loss and a solo sack in the first quarter.
- He had six tackles, including a half-sack, at Ohio State.
- Redshirt sophomore **Dominic DeLuca** registered a solo sack in the second quarter against West Virginia.
- DeLuca picked off a pass and returned it 26 yards for a touchdown against Delaware.
- It was his first career interception and PSU's first pick-six since Jacobs' interception return against Michigan.
- DeLuca tied for the team-lead with a career-high six tackles at Illinois and recorded four tackles at Northwestern.
- On a tackle for loss in the first quarter, DeLuca notched his first career forced fumble.
- Against Iowa, DeLuca forced a fumble in the fourth quarter, his second forced fumble in two weeks.
- Redshirt freshman **Keon Wylie** recorded a solo sack at Northwestern, giving him 1.5 for his career.
- Tony Rojas** posted two tackles against West Virginia.
- He followed with his first career tackle for loss, against Delaware, and a career-high four tackles against UMass.
- Penn State has 71 linebackers drafted all-time, the most for any school.



Curtis Jacobs

SAFETIES NOTES

- Co-Defensive coordinator/safeties coach **Anthony Poindexter** is in his third season on the Nittany Lion coaching staff.
- Poindexter has 19 years of collegiate coaching experience, including seven as a defensive or co-defensive coordinator.
- As a player, Poindexter, a two-time consensus All-American at Virginia and was chosen as the 1998 ACC Defensive Player of the Year.
- Poindexter was inducted into the College Football Hall of Fame in 2020.
- The Nittany Lions held Iowa to 56 passing yards and just six completions.
- Through seven games in 2023, Penn State leads the country in total defense (218.1), passing efficiency defense (91.59), first downs allowed (89) and sacks per game (4.1).
- Penn State is allowing a 51.5 percent completion percentage (100-of-194), good for third in the FBS.
- Over the last two seasons, Penn State has held opponents to under a 50 completion percentage in nine games, the nation's second-most in that span.
- Over the last two seasons, the Nittany Lions have allowed under 10 completions in four games, tied 10th-most in the nation.
- Senior **Keaton Ellis**, a team captain, brings a wealth of experience to the Penn State secondary, having appeared in 50 career games, making 22 starts.
- In his career, Ellis owns 84 tackles (55 solo), three tackles for loss, four forced fumbles, one fumble recovery, two interceptions and 12 pass breakups.
- Ellis made three stops, all solo, against West Virginia and three tackles at Northwestern.
- The senior forced a fumble in the third quarter against Delaware and intercepted a pass against UMass.
- Junior **Jaylen Reed** has played in 28 contests and started seven games. He has tallied 58 tackles (40 solo), 3.5 tackles for loss, one sack and four pass breakups at Penn State.
- Reed made his first career start against WVU and finished the game with four tackles (three solo).
- The Michigan native recorded his first career sack against Delaware. It was his third career tackle for loss.
- He registered four tackles at Illinois.
- Reed had two tackles and a pass breakup vs. Iowa and three tackles, including a half-tackle for loss, at Northwestern.
- The junior tied a career high with five tackles at Ohio State.
- Sophomore **Kevin Winston Jr.** has seen playing time in 18 games in his first two years in Happy Valley. Winston has 37 tackles, one tackle for loss, one fumble recovery and two pass breakups as a Nittany Lion.
- Winston recovered a fumble in the third quarter against Delaware for his first career fumble recovery.
- He had three tackles and a pass breakup at Illinois and followed with a pass breakup against Iowa.
- Winston posted a team-leading five tackles at Northwestern.
- The sophomore collected a career-best seven tackles at Ohio State.
- Redshirt sophomore **Zakee Wheatley** has played in 24 career games, collecting 47 tackles (33 solo), 0.5 tackles for loss, two interceptions, one forced fumble and one pass breakup.
- He tied for a team high with six tackles at Illinois and made two stops against Iowa.



Keaton Ellis

ABDUL CARTER



CARTER STATS

CAREER TACKLES

79

Carter has made 79 tackles in his PSU career, including 23 tackles in 2023.

CAREER SOLO TACKLES

48

Forty-eight of Carter's 79 tackles have been solo stops.

CAREER TACKLES FOR LOSS

12.5

Carter has recorded 12.5 career tackles for loss, including two tackles for loss in 2023.

CAREER SACKS

7.5

The sophomore has posted 7.5 career sacks, including one sack this season.

CAREER FORCED FUMBLES

2

Carter has notched two career forced fumbles.

LETTERMEN MAKING THEIR RETURN

- Ten members of the Penn State coaching and support staffs played at Penn State.
- Associate head coach/cornerbacks coach **Terry M. Smith** was a three-year starter at wide receiver from 1989-91.
- Co-offensive coordinator and tight Ends Coach **Ty Howle** was a four-year letterwinner on the Penn State offensive line from 2009-13. He played in 47 career games, making 13 starts.
- Defensive line coach **Deion Barnes** made 31 starts as a Nittany Lion from 2012-14. In 2014, Barnes tallied 12.5 tackles for loss and six sacks. He led PSU with 10 tackles for loss and six sacks in 2012 to earn consensus freshman All-American honors.
- Defensive graduate assistant **Torrence Brown** was a three-year letterman on the defensive line for the Nittany Lions (2015-17). He appeared in 30 career games, making seven starts.
- Defensive analyst **Dan Connor** was a two-time first-team All-America linebacker for Penn State in 2006 and 2007, the 14th Nittany Lion to be named a two-time first-team All-American. He finished his career as Penn State's all-time leader with 419 tackles.
- Offensive analyst **Calvin Lowry** was a first-team All-Big Ten safety for the Nittany Lions. He totaled nine career interceptions and was PSU's leading punt returner for three seasons.
- Assistant director of performance enhancement **Tyrone Smith** was a defensive tackle for Penn State and lettered during the 2014 season.
- Recruiting coordinator **Alan Zemaitis** letterman and three-time All-Big Ten selection for the blue and white from 2002-05. Zemaitis sits tied fifth all-time at Penn State with 12 career interceptions. He also holds fifth all-time at Penn State with 46 passes defended. Zemaitis helped the Nittany Lions to a Big Ten Championship in 2005.
- Director of Football Academic Services **Todd Kulka** lettered as a linebacker and graduated in 1995. He helped Penn State to a 9-3 record and an Outback Bowl victory in 1995.
- Director of the Football Letterman's Club **Wally Richardson** was a four-year letterman as a quarterback in 1992 and 1994-96. Richardson ranks 12th all-time at Penn State with 4,419 career passing yards. He also sits eighth all-time with 378 completions and 12th all-time with 27 touchdown passes.

SPECIAL TEAMS NOTES

- **Stacy Collins** is in his second season as Penn State's special teams coordinator/outside linebacker/nickels coach. Collins has 25 years of collegiate coaching experience.
- Last season, Collins helped Chris Stoll to win the Patrick Mannely Award, honoring the nation's top long snapper.
- According to Coaches By The Numbers, since 2019, Penn State's kick return defense ranks fourth in percentage of kickoffs returned inside the 25 (75.0; 2nd in B1G), fifth in the nation in touchback percentage (72.0; 1st), sixth in the nation in percentage of kickoffs returned (18.9; 1st) and third in average opponent field position (22.8; 2nd).
- Since 2019, Penn State's punt return defense is ranked fourth in the country in punts inside the 10 (18.3 percent; 3rd in B1G), fourth in punts inside the 20 (43.4; 3rd) and ninth in net punting (41.2; 3rd).
- Since 2017, Penn State has scored nine special teams touchdowns (four kick return, five punt return), ranking second in the Big Ten.
- Penn State is one of seven FBS schools that has not allowed a special teams touchdown since the start of the 2019 season (55-straight games).
- Senior K **Alex Felkins** transferred to Penn State from Columbia, where he earned his degree in psychology.
- Felkins owns five career games with three field goal makes.
- He has hit three career field goals of 50+ yards, 16 of 40+ yards and is 104-of-108 on extra points. He has 239 career points.
- At Illinois, Felkins tallied 12 points with three field goals and three extra-points.
- Felkins converted a 46-yard field goal in the first quarter against Iowa and a 47-yard kick at Northwestern. The 47-yard kick is his longest make as a Nittany Lion.
- Felkins hit field goals of 40 and 41 yards at Ohio State.
- Senior P **Riley Thompson**, a member of the Ray Guy Award watch list, has placed 36 career punts inside the 20 and 10 punts inside the 10, while blasting 18 punts of 50+ yards in his career.
- The senior landed a 47-yard punt at the Delaware 7 and, against UMass, booted a 47-yard punt to the UMass 10.
- He averaged 43.8 yards on six punts at Illinois, landing two punts inside the 20.
- At Northwestern, Thompson averaged 46.8 yards on four punts, including a 50-yard boot and two punts inside the 20.
- He averaged 43.7 yards on a career high-tying nine punts at Ohio State. Thompson placed four punts inside the 20, two inside the 10, and booted a pair of 50+ yard punts.
- All-Big Ten second team KR **Nicholas Singleton** is averaging 23.1 yards per kick return, tied 17th all-time at Penn State, including a 100-yard touchdown return at Rutgers in 2022.
- On his first career punt return, PR **Daequan Hardy** had a 56-yard punt return for a touchdown in the first quarter against UMass.
- Hardy added a 68-yard punt return for a touchdown in the third quarter, becoming the first player in school history to record multiple punt returns for a touchdown in a single game.
- Since 2000, Hardy is the 25th FBS player to return two punt returns for touchdowns in a game. He is one of two Big Ten players joining Iowa's Kevonte Martin-Manley (vs. Western Michigan, 2013).
- He is tied for the school record for most punt return touchdowns in a season with the two, joining Larry Johnson (2001), Bruce Branch (1999), O.J. McDuffie (1991) and Jimmy Cefalo (1977).
- Hardy was named Big Ten Co-Special Teams Player of the Week.
- Redshirt sophomore SN **Tyler Duzansky** has appeared in 14 career games.
- LB **Dominic DeLuca** has been voted as a captain and was awarded No. 0 as the team's special teams leader.
- DeLuca deflected a punt against UMass for his second career punt block. His first came against Minnesota in 2022.
- LB **Tyler Elsdon** recovered a muffed punt at Ohio State. It was his second career fumble recovery.

RILEY THOMPSON



THOMPSON STATS

PUNT AVERAGE

44.8

Thompson has a 44.8 career punt average, totaling 3,940 yards on 88 punts.

INSIDE THE 20

36

Thompson has dropped 36 career punts inside the 20, including 10 punts inside the 20 this season.

INSIDE THE 10

10

Thompson has landed 10 career punts inside the 10, including four punts inside the 10 in 2023.

50+ YARD PUNTS

18

Thompson has blasted 18 punts of 50+ yards in his career, including three punts of 50+ yards this season.

NUMERICAL ROSTER (0-40)

NO.	NAME	POS.	EL.	HT.	WT.	HIGH SCHOOL/COACH	HOMETOWN
0	DeLuca, Dominic *	LB	R-So.	6-1	218	Wyoming Area/Randy Spencer	West Pittston, Pa.
1	Lambert-Smith, KeAndre ***	WR	Jr.	6-1	185	Maury/Dyrrri McCain	Norfolk, Va.
1	Reed, Jaylen **	S	Jr.	6-0	205	Martin Luther King Jr./Tyronne Spencer	Detroit, Mich.
2	Clifford, Liam *	WR	R-So.	6-1	201	St. Xavier/Steve Specht	Maineville, Ohio
2	Ellis, Keaton ****	S	Sr.	5-11	190	State College Area/Matt Lintal	State College, Pa.
3	Cephas, Dante	WR	R-Sr.	6-0	193	Penn Hills/Jon LeDonne/Kent State	Pittsburgh, Pa.
3	Dixon, Johnny **	CB	Sr.	6-0	196	Chamberlain/Jason Lane/South Carolina	Tampa, Fla.
4	King, Kalen **	CB	Jr.	5-11	190	Cass Tech/Thomas Wilcher	Detroit, Mich.
4	Meiga, Malick *	WR	Jr.	6-4	203	Cegep du Vieux/Renaldo Sagesse	Saint Jerome, Que.
5	Evans, Omari *	WR	So.	6-0	189	Shoemaker/Toby Foreman	Killeen, Texas
5	Miller, Cam *	CB	So.	6-0	183	Trinity Christian Academy/Verlon Dorminey	Fernandina Beach, Fla.
6	Wallace III, Harrison *	WR	R-So.	6-1	194	Pike Road/Patrick Browning	Montgomery, Ala.
6	Wheatley, Zakee *	S	R-So.	6-2	198	Archbishop Spalding/Kyle Schmitt	Crofton, Md.
7	Saunders, Kaden	WR	R-Fr.	5-10	175	Westerville South/Matthew Christ	Columbus, Ohio
8	Johnson, Tyler	WR	R-Fr.	6-0	183	Magna Vista/Joe Favero	Martinsville, Va.
8	Nelson, DaKaari	S	Fr.	6-3	220	Selma/Willie Gandy	Livingston, Ala.
9	Mack, King	S	Fr.	5-10	188	St. Thomas Aquinas/Roger Harriott	Miami, Fla.
9	Pribula, Beau	QB	R-Fr.	6-2	203	Central York/Gerry Yonchiuk	York, Pa.
10	Flowers, Mehki	S	R-Fr.	6-0	190	Central Dauphin East/Lance Dean	Harrisburg, Pa.
10	Singleton, Nicholas *	RB	So.	6-0	222	Governor Mifflin/Jeff Lang	Shillington, Pa.
11	Carter, Abdul *	LB	So.	6-3	249	La Salle College High School/John Steinmetz	Philadelphia, Pa.
11	McClain, Malik	WR	Jr.	6-4	206	IMG Academy (Fla.)/Bobby Acosta/Florida State	Daphne, Ala.
12	Ivey, Anthony	WR	R-Fr.	5-11	180	Manheim Township/Mark Evans	Lancaster, Pa.
12	Tracy, Zion	CB	Fr.	5-11	180	St. Thomas More (Conn.)/Ernest Anderson	Hempstead, N.Y.
13	Allen, Kaytron *	RB	So.	5-11	222	IMG Academy (Fla.)/Pepper Johnson	Norfolk, Va.
13	Rojas, Tony	LB	Fr.	6-2	225	Fairfax/Trey Taylor	Fairfax, Va.
14	Mills, Tyrece	S	R-Jr.	6-1	198	Northeast/Troy Gore/Lackawanna College	Philadelphia, Pa.
14	Smolik, Jaxon	QB	Fr.	6-1	197	Dowling Catholic/Tom Wilson	Van Meter, Iowa
15	Allar, Drew *	QB	So.	6-5	242	Medina/Larry Laird	Medina, Ohio
15	Vanover, Amin *	DE	Jr.	6-4	268	St. Joseph's/Augie Hoffman	Newark, N.J.
16	Dinkins, Khalil	TE	R-So.	6-4	245	North Allegheny/Art Walker	Wexford, Pa.
16	Washington II, Elliot	CB	Fr.	5-11	192	Venice/John Peacock	Venice, Fla.
17	Kiesewetter, Karson	QB	Fr.	5-10	187	Bishop Guilfoyle/Justin Wheeler	Altoona, Pa.
17	Stahl, Mason	WR	R-Jr.	6-0	202	Baldwin/Loran Cooley	Pittsburgh, Pa.
18	Schlaffer, Joey	TE	Fr.	6-5	226	Exeter Township/Matt Bauer	Reading, Pa.
18	Townley Jr., Davon	DT	R-So.	6-6	277	North Community/Charles Adams	Minneapolis, Minn.
19	Lambert, Jack	QB	Fr.	6-3	201	Topsail/Jack Teachey	Hampstead, N.C.
19	Lyons, Jameial	DE	Fr.	6-5	246	Roman Catholic/Rick Prete	Philadelphia, Pa.
20	Isaac, Adisa ***	DE	R-Sr.	6-4	249	Canarsie/Brian Ellis	Brooklyn, N.Y.
21	Taylor, Carmelo	WR	Fr.	5-11	169	Patrick Henry/Alan Fiddler	Roanoke, Va.
21	Winston Jr., Kevin *	S	So.	6-2	203	DeMatha Catholic/Bill McGregor	Columbia, Md.
23	Jacobs, Curtis ***	LB	Jr.	6-1	235	McDonogh School/Hakeem Sule	Glen Burnie, Md.
23	Potts, Trey	RB	R-Sr.	5-9	215	Williamsport/Chuck Crews/Minnesota	Williamsport, Pa.
24	Montgomery, London	RB	Fr.	5-10	185	Scranton Prep/Terry Gallagher	Scranton, Pa.
24	Robinson, Ta'Mere	LB	Fr.	6-3	222	Brashear/Andrew Moore	Pittsburgh, Pa.
25	Hardy, Daequan ***	CB	R-Sr.	5-9	178	Penn Hills/Jon LeDonne	Pittsburgh, Pa.
25	Kency, DK	RB	Fr.	5-7	175	Archbishop Shaw/Hank Tierney	Marrero, La.
26	Wallace, Cam	RB	Fr.	5-9	191	Montgomery County/Don Vandygriff	Mount Vernon, Ga.
27	Payne Jr., Lamont	CB	Fr.	6-0	188	Chartiers Valley/Aaron Fitzpatrick	Carnegie, Pa.
28	Durant, Zane *	DT	So.	6-1	285	Lake Nona/Anthony Paradiso	Lake Nona, Fla.
29	Collins, Audavion	CB	R-Fr.	5-11	172	Newton/Camiel Grant/Mississippi State	Covington, Ga.
30	Davis, Amiel	RB	R-So.	6-0	208	Eastern Regional/John Doherty	Voorhees, N.J.
30	Hlavac, George	CB	R-Jr.	5-11	175	Allentown Central Catholic/Tim McGorry	Orefield, Pa.
31	Dinkins, Kolin	CB	R-Fr.	6-2	194	North Allegheny/Art Walker	Wexford, Pa.
32	Wylie, Keon	LB	R-Fr.	6-2	218	Imhotep Charter/Devon Johnson	Philadelphia, Pa.
33	Dennis-Sutton, Dani *	DE	So.	6-5	261	McDonogh School (Md.)/Hakeem Sule	Millsboro, Del.
34	Holzworth, Tyler	RB	R-So.	6-0	218	Delaware Valley Regional/Keith Olsommer/Delaware Valley	Milford, N.J.
35	Sokach-Minnick, Blaise	SN	R-Fr.	6-3	214	Wyoming Area/Randy Spencer	West Pittston, Pa.
35	Tutty, Jace	CB	R-So.	5-11	216	Stroudsburg/Jim Miller	Stroudsburg, Pa.
36	Fisher, Zuriah *	DE	R-Jr.	6-3	254	Aliquippa/ Mike Warfield	Aliquippa, Pa.
36	Oluleye, Feyisayo	WR	So.	6-1	204	Bishop McDevitt/Jeff Weachter	Lancaster, Pa.
38	Smith, Tank	RB	R-Sr.	5-7	229	Penn Hills/Jon LeDonne/Saint Francis (Pa.)	Pittsburgh, Pa.
38	Yates, Winston	LB	Fr.	6-2	205	Paul VI/Steve Scuderi	Moorestown, N.J.
39	Blanding, Ty	DT	Fr.	6-1	274	Christ the King/Jason Brown	Bronx, N.Y.
39	Green, Jashaun	S	R-Fr.	6-1	173	State College Area/Matt Lintal	State College, Pa.

24 2023 PENN STATE FOOTBALL

NUMERICAL ROSTER (40-99)

NO.	NAME	POS.	EL.	HT.	WT.	HIGH SCHOOL/COACH	HOMETOWN
40	Williams, Patrick	S	R-Fr.	6-0	198	Eagle Academy 2/Kyron Jones	Brooklyn, N.Y.
41	King, Kobe *	LB	R-So.	6-1	242	Cass Tech/Thomas Wilcher	Detroit, Mich.
42	Robinson, Mason	DE	Fr.	6-3	243	McDonogh School/Hakeem Sule	Randallstown, Md.
43	Eldson, Tyler **	LB	Jr.	6-2	229	North Schuylkill/Wally Hall	Frackville, Pa.
44	Robinson, Chop *	DE	Jr.	6-3	254	Quince Orchard/John Kelley/Maryland	Gaithersburg, Md.
44	Warren, Tyler **	TE	Jr.	6-6	257	Atlee/Matt Gray	Mechanicsville, Va.
45	Pryts, Jackson	LB	R-Fr.	6-3	204	Hickory/William Dungee	Hermitage, Pa.
47	Palko, Joey	DE	Fr.	6-2	231	Pottsville Area/Tom McGeoy	Pottsville, Pa.
47	Patton, Will	SN	R-Fr.	6-4	224	Shenango/James Graham	New Castle, Pa.
48	Duzansky, Tyler	SN	R-So.	6-4	215	St. Francis Prep/Bob McMillen	Glen Ellyn, Ill.
48	Keys, Kaveion	LB	Fr.	6-2	225	Varina/Marcus Lewis	Richmond, Va.
49	Chizmar, Ben	LB	R-So.	6-0	233	Mars Area/Scott Heinauer	Gibsonia, Pa.
50	Ford Jr., Alonzo	DT	Jr.	6-2	298	Varina/Marcus Lewis/Old Dominion	Richmond, Va.
51	Beamon, Hakeem **	DT	R-Sr.	6-3	290	Manchester/Tom Hall	Midlothian, Va.
51	Rulli, Dominic	OL	R-Fr.	6-3	287	The Taft School (Conn.)/Tyler Whitley	Burlington, Ky.
52	van den Berg, Jordan *	DT	R-So.	6-3	310	Providence Christian/Parker Conley/Iowa Western	Johannesburg, South Africa
53	Dawkins, Nick *	OL	R-Jr.	6-4	315	Parkland/Tim Moncman	Allentown, Pa.
54	Harvie, Ian	OL	R-Fr.	6-2	271	Spring-Ford/Chad Brubaker	Royersford, Pa.
55	Onoh, Chimdy	OL	Fr.	6-5	300	Dundalk/Thomas Abel	Baltimore, Md.
56	Mupoyi, Joseph	DE	Fr.	6-5	246	St. Thomas More (Conn.)/Ernest Anderson	Kinshasa, DR of the Congo
56	Nelson, JB *	OL	R-Jr.	6-5	334	Mount Lebanon/Bob Palko/Lackawanna College	Pittsburgh, Pa.
57	Traore, Ibrahim	OL	R-Jr.	6-5	312	Frederick Douglas Academy 1/Andrew Kell	Bronx, N.Y.
58	Artis, Kaleb	DT	R-Fr.	6-4	319	St. Francis Prep/Rich Carroll	Westbury, N.Y.
58	Tengwall, Landon **	OL	R-So.	6-6	317	Good Counsel/Andy Stefanelli	Annapolis, Md.
62	Powers, Liam	OL	Fr.	6-2	292	Central Bucks East/John Donnelly	Doylestown, Pa.
63	Birchmeier, Alex	OL	Fr.	6-5	304	Broad Run/Myron Curtis	Ashburn, Va.
64	Nourzad, Hunter *	OL	R-Sr.+	6-3	320	The Walker School/Matt Casper/Cornell	Marietta, Ga.
65	Fitzgerald, Jim	OL	R-Fr.	6-7	318	Archbishop Spalding/Kyle Schmitt	Severna Park, Md.
66	Shelton, Drew *	OL	So.	6-5	306	Downingtown West/Mike Milano	Downingtown, Pa.
67	Boehme, Henry	OL	Fr.	6-5	273	Mountain Brook/Chris Yeager	Birmingham, Ala.
68	Donkoh, Anthony	OL	Fr.	6-5	323	Lightridge/Bobby Eavenson	Aldie, Va.
70	Williams, J'ven	OL	Fr.	6-5	303	Wyomissing/Bob Wolfrum	Reading, Pa.
71	Ioane, Olaiavavega	OL	R-Fr.	6-4	348	Graham-Kapowsin/Eric Kurlle	Graham, Wash.
73	Wallace, Caedan ***	OL	R-Sr.	6-5	328	The Hun School/Todd Smith	Robbinsville, N.J.
74	Fashanu, Olumuyiwa **	OL	Jr.	6-6	317	Gonzaga College High School/Randy Trivers	Waldorf, Md.
75	Detisch, Matt	OL	R-Fr.	6-6	300	Mars Area/Scott Heinauer	Mars, Pa.
77	Wormley, Sal *	OL	R-Sr.	6-3	324	Smyrna (Del.)/Mike Judy	Newark, N.J.
78	Israel-Achumba, Golden	OL	R-Jr.	6-4	332	DeMatha Catholic/Bill McGregor	Bowie, Md.
79	Penn, Addison	OL	R-Jr.	6-2	304	Carroll/Riley Dodge/Duke	Southlake, Texas
80	Driver, Cristian	WR	R-Fr.	5-11	188	Liberty Christian/Jason Witten	Flower Mound, Texas
81	Mahlert, Jan	WR	R-So.	5-11	179	Christoph-Probst Gymnasium/Lukas Schmid	Deutschland, Germany
82	Black, Ethan	WR	Fr.	5-9	165	Conemaugh Township/Tony Penna	Davidsville, Pa.
83	Spencer, Jake	WR	R-Jr.	5-10	214	Haverford School/Michael Murphy/Colgate	Gladwyne, Pa.
84	Johnson, Theo ***	TE	Jr.	6-6	260	Holy Names Catholic/Rob McIntyre	Windsor, Ont.
86	Estrella, Jason	WR	R-So.	6-2	186	Liberty/John Truby	Bethlehem, Pa.
87	Rappleyea, Andrew	TE	Fr.	6-4	243	Milton Academy (Mass.)/Kevin MacDonald	Millbrook, N.Y.
88	Cross, Jerry	TE	R-Fr.	6-5	254	Rufus King/Thomas Wozniak	Milwaukee, Wis.
88	Siafa, Sam	DT	R-Fr.	6-4	277	Downingtown West/Mike Milano	Downingtown, Pa.
89	Furmanek, Finn	TE	Fr.	6-3	218	State College Area/Matt Lintal	State College, Pa.
91	Ellies, Dvon **	DT	R-Sr.	6-1	298	McDonogh School/Hakeem Sule	Burtonsville, Md.
91	Felkins, Alex	K	Sr.	6-3	200	Holland Hall/Tag Gross/Columbia University	Tulsa, Okla.
92	Vilbert, Smith *	DE	R-Sr.	6-6	278	St Joseph's Regional (N.J.)/Augie Hoffman	Monsey, N.Y.
93	Mears, Bobby	DE	Fr.	6-4	227	Malvern Prep/Dave Gueriera	West Chester, Pa.
93	Sahaydak, Sander	K	R-So.	6-0	177	Liberty/John Truby	Bethlehem, Pa.
94	Barker, Ryan	K/P	Fr.	6-2	209	Kennett/Lance Fraizer	Landenberg, Pa.
94	Wilson, Jake *	DE	R-Jr.	6-3	247	Nazareth Area/Tom Falzone	Nazareth, Pa.
95	Thompson, Riley	P	Sr.	6-1	209	Haileybury/-/Deakin/Florida Atlantic	Melbourne, Australia
96	Groh, Mitchell	P	R-So.	6-1	190	Dallastown Area/Ron Miller	Dallastown, Pa.
97	Bacchetta, Alex	P	R-Fr.	6-2	220	The Westminster Schools/Gerry Romberg	Atlanta, Ga.
99	Izzard, Coziah **	DT	Jr.	6-3	295	DeMatha Catholic/Bill McGregor	Columbia, Md.
99	Nwosu, Gabriel	P	R-So.	6-6	274	The Bullis School/Patrick Cilento	Derwood, Md.

* - Letters won

As of September 10, 2023

Note: As a result of eligibility not counting for the 2020 season, extra years of eligibility are marked on the back end of student-athletes' career (a "+" symbol will be added on the end of "Sr." to indicate the extra year of eligibility being used).

ALPHABETICAL ROSTER (A-MA)

NO.	NAME	POS.	EL.	HT.	WT.	HIGH SCHOOL/COACH	HOMETOWN
15	Allar, Drew *	QB	So.	6-5	242	Medina/Larry Laird	Medina, Ohio
13	Allen, Kaytron *	RB	So.	5-11	222	IMG Academy (Fla.)/Pepper Johnson	Norfolk, Va.
58	Artis, Kaleb	DT	R-Fr.	6-4	319	St. Francis Prep/Rich Carroll	Westbury, N.Y.
97	Bacchetta, Alex	P	R-Fr.	6-2	220	The Westminster Schools/Gerry Romberg	Atlanta, Ga.
94	Barker, Ryan	K/P	Fr.	6-2	209	Kennett/Lance Fraizer	Landenberg, Pa.
51	Beamon, Hakeem **	DT	R-Sr.	6-3	290	Manchester/Tom Hall	Midlothian, Va.
63	Birchmeier, Alex	OL	Fr.	6-5	304	Broad Run/Myron Curtis	Ashburn, Va.
82	Black, Ethan	WR	Fr.	5-9	165	Conemaugh Township/Tony Penna	Davidsville, Pa.
39	Blanding, Ty	DT	Fr.	6-1	274	Christ the King/Jason Brown	Bronx, N.Y.
67	Boehme, Henry	OL	Fr.	6-5	273	Mountain Brook/Chris Yeager	Birmingham, Ala.
11	Carter, Abdul *	LB	So.	6-3	249	La Salle College High School/John Steinmetz	Philadelphia, Pa.
3	Cephas, Dante	WR	R-Sr.	6-0	193	Penn Hills/Jon LeDonne/Kent State	Pittsburgh, Pa.
49	Chizmar, Ben	LB	R-So.	6-0	233	Mars Area/Scott Heinauer	Gibsonia, Pa.
2	Clifford, Liam *	WR	R-So.	6-1	201	St. Xavier/Steve Specht	Maineville, Ohio
29	Collins, Audavion	CB	R-Fr.	5-11	172	Newton/Camiel Grant/Mississippi State	Covington, Ga.
88	Cross, Jerry	TE	R-Fr.	6-5	254	Rufus King/Thomas Wozniak	Milwaukee, Wis.
30	Davis, Amiel	RB	R-So.	6-0	208	Eastern Regional/John Doherty	Voorhees, N.J.
53	Dawkins, Nick *	OL	R-Jr.	6-4	315	Parkland/Tim Moncman	Allentown, Pa.
0	DeLuca, Dominic *	LB	R-So.	6-1	218	Wyoming Area/Randy Spencer	West Pittston, Pa.
33	Dennis-Sutton, Dani *	DE	So.	6-5	261	McDonogh School (Md.)/Hakeem Sule	Millsboro, Del.
75	Detisch, Matt	OL	R-Fr.	6-6	300	Mars Area/Scott Heinauer	Mars, Pa.
16	Dinkins, Khalil	TE	R-So.	6-4	245	North Allegheny/Art Walker	Wexford, Pa.
31	Dinkins, Kolin	CB	R-Fr.	6-2	194	North Allegheny/Art Walker	Wexford, Pa.
3	Dixon, Johnny **	CB	Sr.	6-0	196	Chamberlain/Jason Lane/South Carolina	Tampa, Fla.
68	Donkoh, Anthony	OL	Fr.	6-5	323	Lightridge/Bobby Eavenson	Aldie, Va.
80	Driver, Cristian	WR	R-Fr.	5-11	188	Liberty Christian/Jason Witten	Flower Mound, Texas
28	Durant, Zane *	DT	So.	6-1	285	Lake Nona/Anthony Paradiso	Lake Nona, Fla.
48	Duzansky, Tyler	SN	R-So.	6-4	215	St. Francis Prep/Bob McMillen	Glen Ellyn, Ill.
91	Ellies, Dvon **	DT	R-Sr.	6-1	298	McDonogh School/Hakeem Sule	Burtonsville, Md.
2	Ellis, Keaton ****	S	Sr.	5-11	190	State College Area/Matt Lintal	State College, Pa.
43	Elsdon, Tyler **	LB	Jr.	6-2	229	North Schuylkill/Wally Hall	Frackville, Pa.
86	Estrella, Jason	WR	R-So.	6-2	186	Liberty/John Truby	Bethlehem, Pa.
5	Evans, Omari *	WR	So.	6-0	189	Shoemaker/Toby Foreman	Killeen, Texas
74	Fashanu, Olumuyiwa **	OL	Jr.	6-6	317	Gonzaga College High School/Randy Trivers	Waldorf, Md.
91	Felkins, Alex	K	Sr.	6-3	200	Holland Hall/Tag Gross/Columbia University	Tulsa, Okla.
36	Fisher, Zuriah *	DE	R-Jr.	6-3	254	Aliquippa/ Mike Warfield	Aliquippa, Pa.
65	Fitzgerald, Jim	OL	R-Fr.	6-7	318	Archbishop Spalding/Kyle Schmitt	Severna Park, Md.
10	Flowers, Mehki	S	R-Fr.	6-0	190	Central Dauphin East/Lance Dean	Harrisburg, Pa.
50	Ford Jr., Alonzo	DT	Jr.	6-2	298	Varina/Marcus Lewis/Old Dominion	Richmond, Va.
89	Furmanek, Finn	TE	Fr.	6-3	218	State College Area/Matt Lintal	State College, Pa.
39	Green, Jashaun	S	R-Fr.	6-1	173	State College Area/Matt Lintal	State College, Pa.
96	Groh, Mitchell	P	R-So.	6-1	190	Dallastown Area/Ron Miller	Dallastown, Pa.
25	Hardy, Daequan ***	CB	R-Sr.	5-9	178	Penn Hills/Jon LeDonne	Pittsburgh, Pa.
54	Harvie, Ian	OL	R-Fr.	6-2	271	Spring-Ford/Chad Brubaker	Royersford, Pa.
30	Hlavac, George	CB	R-Jr.	5-11	175	Allentown Central Catholic/Tim McGorry	Orefield, Pa.
34	Holzworth, Tyler	RB	R-So.	6-0	218	Delaware Valley Regional/Keith Olsommer/Delaware Valley	Milford, N.J.
71	Ioane, Olaivavega	OL	R-Fr.	6-4	348	Graham-Kapowsin/Eric Kurlie	Graham, Wash.
20	Isaac, Adisa ***	DE	R-Sr.	6-4	249	Canarsie/Brian Ellis	Brooklyn, N.Y.
78	Israel-Achumba, Golden	OL	R-Jr.	6-4	332	DeMatha Catholic/Bill McGregor	Bowie, Md.
12	Ivey, Anthony	WR	R-Fr.	5-11	180	Manheim Township/Mark Evans	Lancaster, Pa.
99	Izzard, Coziah **	DT	Jr.	6-3	295	DeMatha Catholic/Bill McGregor	Columbia, Md.
23	Jacobs, Curtis ***	LB	Jr.	6-1	235	McDonogh School/Hakeem Sule	Glen Burnie, Md.
84	Johnson, Theo ***	TE	Jr.	6-6	260	Holy Names Catholic/Rob McIntyre	Windsor, Ont.
8	Johnson, Tyler	WR	R-Fr.	6-0	183	Magna Vista/Joe Favero	Martinsville, Va.
25	Kency, DK	RB	Fr.	5-7	175	Archbishop Shaw/Hank Tierney	Marrero, La.
48	Keys, Kaveion	LB	Fr.	6-2	225	Varina/Marcus Lewis	Richmond, Va.
17	Kiesewetter, Karson	QB	Fr.	5-10	187	Bishop Guilfoyle/Justin Wheeler	Altoona, Pa.
4	King, Kalen **	CB	Jr.	5-11	190	Cass Tech/Thomas Wilcher	Detroit, Mich.
41	King, Kobe *	LB	R-So.	6-1	242	Cass Tech/Thomas Wilcher	Detroit, Mich.
19	Lambert, Jack	QB	Fr.	6-3	201	Topsail/Jack Teachey	Hampstead, N.C.
1	Lambert-Smith, KeAndre ***	WR	Jr.	6-1	185	Maury/Dyrrri McCain	Norfolk, Va.
19	Lyons, Jameial	DE	Fr.	6-5	246	Roman Catholic/Rick Prete	Philadelphia, Pa.
9	Mack, King	S	Fr.	5-10	188	St. Thomas Aquinas/Roger Harriott	Miami, Fla.
81	Mahlert, Jan	WR	R-So.	5-11	179	Christoph-Probst Gymnasium/Lukas Schmid	Deutschland, Germany
11	McClain, Malik	WR	Jr.	6-4	206	IMG Academy (Fla.)/Bobby Acosta/Florida State	Daphne, Ala.

26 2023 PENN STATE FOOTBALL

ALPHABETICAL ROSTER (ME-Y)

NO.	NAME	POS.	EL.	HT.	WT.	HIGH SCHOOL/COACH	HOMETOWN
93	Mears, Bobby	DE	Fr.	6-4	227	Malvern Prep/Dave Gueriera	West Chester, Pa.
4	Meiga, Malick *	WR	Jr.	6-4	203	Cegep du Vieux/Renaldo Sagesse	Saint Jerome, Que.
5	Miller, Cam *	CB	So.	6-0	183	Trinity Christian Academy/Verlon Dorminey	Fernandina Beach, Fla.
14	Mills, Tyrece	S	R-Jr.	6-1	198	Northeast/Troy Gore/Lackawanna College	Philadelphia, Pa.
24	Montgomery, London	RB	Fr.	5-10	185	Scranton Prep/Terry Gallagher	Scranton, Pa.
56	Mupoyi, Joseph	DE	Fr.	6-5	246	St. Thomas More (Conn.)/Ernest Anderson	Kinshasa, DR of the Congo
8	Nelson, DaKaari	S	Fr.	6-3	220	Selma/Willie Gandy	Livingston, Ala.
56	Nelson, JB *	OL	R-Jr.	6-5	334	Mount Lebanon/Bob Palko/Lackawanna College	Pittsburgh, Pa.
64	Nourzad, Hunter *	OL	R-Sr.+	6-3	320	The Walker School/Matt Casper/Cornell	Marietta, Ga.
99	Nwosu, Gabriel	P	R-So.	6-6	274	The Bullis School/Patrick Cilento	Derwood, Md.
36	Oluleye, Feyisayo	WR	So.	6-1	204	Bishop McDevitt/Jeff Weachter	Lancaster, Pa.
55	Onoh, Chimdy	OL	Fr.	6-5	300	Dundalk/Thomas Abel	Baltimore, Md.
47	Palko, Joey	DE	Fr.	6-2	231	Pottsville Area/Tom McGeoy	Pottsville, Pa.
47	Patton, Will	SN	R-Fr.	6-4	224	Shenango/James Graham	New Castle, Pa.
27	Payne Jr., Lamont	CB	Fr.	6-0	188	Chartiers Valley/Aaron Fitzpatrick	Carnegie, Pa.
79	Penn, Addison	OL	R-Jr.	6-2	304	Carroll/Riley Dodge/Duke	Southlake, Texas
23	Potts, Trey	RB	R-Sr.	5-9	215	Williamsport/Chuck Crews/Minnesota	Williamsport, Pa.
62	Powers, Liam	OL	Fr.	6-2	292	Central Bucks East/John Donnelly	Doylestown, Pa.
9	Pribula, Beau	QB	R-Fr.	6-2	203	Central York/Gerry Yonchiuk	York, Pa.
45	Pryts, Jackson	LB	R-Fr.	6-3	204	Hickory/William Dungee	Hermitage, Pa.
87	Rappleeye, Andrew	TE	Fr.	6-4	243	Milton Academy (Mass.)/Kevin MacDonald	Millbrook, N.Y.
1	Reed, Jaylen **	S	Jr.	6-0	205	Martin Luther King Jr./Tyrone Spencer	Detroit, Mich.
44	Robinson, Chop *	DE	Jr.	6-3	254	Quince Orchard/John Kelley/Maryland	Gaithersburg, Md.
42	Robinson, Mason	DE	Fr.	6-3	243	McDonogh School/Hakeem Sule	Randallstown, Md.
24	Robinson, Ta'Mere	LB	Fr.	6-3	222	Brashear/Andrew Moore	Pittsburgh, Pa.
13	Rojas, Tony	LB	Fr.	6-2	225	Fairfax/Trey Taylor	Fairfax, Va.
51	Rulli, Dominic	OL	R-Fr.	6-3	287	The Taft School (Conn.)/Tyler Whitley	Burlington, Ky.
93	Sahaydak, Sander	K	R-So.	6-0	177	Liberty/John Truby	Bethlehem, Pa.
7	Saunders, Kaden	WR	R-Fr.	5-10	175	Westerville South/Matthew Christ	Columbus, Ohio
18	Schlaffer, Joey	TE	Fr.	6-5	226	Exeter Township/Matt Bauer	Reading, Pa.
66	Shelton, Drew *	OL	So.	6-5	306	Downingtown West/Mike Milano	Downingtown, Pa.
88	Siafa, Sam	DT	R-Fr.	6-4	277	Downingtown West/Mike Milano	Downingtown, Pa.
10	Singleton, Nicholas *	RB	So.	6-0	222	Governor Mifflin/Jeff Lang	Shillington, Pa.
38	Smith, Tank	RB	R-Sr.	5-7	229	Penn Hills/Jon LeDonne/Saint Francis (Pa.)	Pittsburgh, Pa.
14	Smolik, Jaxon	QB	Fr.	6-1	197	Dowling Catholic/Tom Wilson	Van Meter, Iowa
35	Sokach-Minnick, Blaise	SN	R-Fr.	6-3	214	Wyoming Area/Randy Spencer	West Pittston, Pa.
83	Spencer, Jake	WR	R-Jr.	5-10	214	Haverford School/Michael Murphy/Colgate	Gladwyne, Pa.
17	Stahl, Mason	WR	R-Jr.	6-0	202	Baldwin/Loran Cooley	Pittsburgh, Pa.
21	Taylor, Carmelo	WR	Fr.	5-11	169	Patrick Henry/Alan Fiddler	Roanoke, Va.
58	Tengwall, Landon **	OL	R-So.	6-6	317	Good Counsel/Andy Stefanelli	Annapolis, Md.
95	Thompson, Riley	P	Sr.	6-1	209	Haileybury/-/Deakin/Florida Atlantic	Melbourne, Australia
18	Townley Jr., Davon	DT	R-So.	6-6	277	North Community/Charles Adams	Minneapolis, Minn.
12	Tracy, Zion	CB	Fr.	5-11	180	St. Thomas More (Conn.)/Ernest Anderson	Hempstead, N.Y.
57	Traore, Ibrahim	OL	R-Jr.	6-5	312	Frederick Douglas Academy 1/Andrew Kell	Bronx, N.Y.
35	Tutty, Jace	CB	R-So.	5-11	216	Stroudsburg/Jim Miller	Stroudsburg, Pa.
52	van den Berg, Jordan *	DT	R-So.	6-3	310	Providence Christian/Parker Conley/Iowa Western	Johannesburg, South Africa
15	Vanover, Amin *	DE	Jr.	6-4	268	St. Joseph's/Augie Hoffman	Newark, N.J.
92	Vilbert, Smith *	DE	R-Sr.	6-6	278	St Joseph's Regional (N.J.)/Augie Hoffman	Monsey, N.Y.
73	Wallace, Caedan ***	OL	R-Sr.	6-5	328	The Hun School/Todd Smith	Robbinsville, N.J.
26	Wallace, Cam	RB	Fr.	5-9	191	Montgomery County/Don Vandygriff	Mount Vernon, Ga.
6	Wallace III, Harrison *	WR	R-So.	6-1	194	Pike Road/Patrick Browning	Montgomery, Ala.
44	Warren, Tyler **	TE	Jr.	6-6	257	Atlee/Matt Gray	Mechanicsville, Va.
16	Washington II, Elliot	CB	Fr.	5-11	192	Venice/John Peacock	Venice, Fla.
6	Wheatley, Zakee *	S	R-So.	6-2	198	Archbishop Spalding/Kyle Schmitt	Crofton, Md.
70	Williams, J'ven	OL	Fr.	6-5	303	Wyomissing/Bob Wolfrum	Reading, Pa.
40	Williams, Patrick	S	R-Fr.	6-0	198	Eagle Academy 2/Kyron Jones	Brooklyn, N.Y.
94	Wilson, Jake *	DE	R-Jr.	6-3	247	Nazareth Area/Tom Falzone	Nazareth, Pa.
21	Winston Jr., Kevin *	S	So.	6-2	203	DeMatha Catholic/Bill McGregor	Columbia, Md.
77	Wormley, Sal *	OL	R-Sr.	6-3	324	Smyrna (Del.)/Mike Judy	Newark, N.J.
32	Wylie, Keon	LB	R-Fr.	6-2	218	Imhotep Charter/Devon Johnson	Philadelphia, Pa.
38	Yates, Winston	LB	Fr.	6-2	205	Paul VI/Steve Scuderi	Moorestown, N.J.

* - Letters won

As of September 10, 2023

Note: As a result of eligibility not counting for the 2020 season, extra years of eligibility are marked on the back end of student-athletes' career (a "+" symbol will be added on the end of "Sr." to indicate the extra year of eligibility being used).

RECORD WATCH

RUSHING

CAREER RUSHING YARDAGE		
1.	3,932	Evan Royster 2007-10
2.	3,843	Saquon Barkley 2015-17
3.	3,398	Curt Warner 1979-82
4.	3,320	Tony Hunt 2003-06
5.	3,301	Blair Thomas 1985-87, 89
6.	3,256	Curtis Enis 1995-97
7.	3,227	D.J. Dozier 1983-86
8.	2,953	Larry Johnson 1999-02
9.	2,934	Lydell Mitchell 1969-71
10.	2,829	Ki-Jana Carter 1992-94
11.	2,818	Matt Suhey 1976-79
12.	2,639	John Cappelletti 1972-73
13.	2,518	Eric McCoo 1998-01
14.	2,380	Lenny Moore 1953-55
15.	2,236	Charlie Pittman 1967-69
16.	2,108	Zach Zwinak 2011-14
17.	2,072	Booker Moore 1977-80
18.	2,042	Jon Williams 1980-83
19.	2,002	Franco Harris 1969-71
20.	1,756	Richie Anderson 1989-92
31.	1,471	Nicholas Singleton 2022-pres.
36.	1,268	Kaytron Allen 2022-pres.

SEASON RUSHING YARDAGE		
1.	2,087	Larry Johnson 2002
2.	1,567	Lydell Mitchell 1971
3.	1,539	Ki-Jana Carter 1994
4.	1,522	John Cappelletti 1973
5.	1,496	Saquon Barkley 2016
6.	1,414	Blair Thomas 1987
7.	1,386	Tony Hunt 2006
8.	1,363	Curtis Enis 1997
9.	1,341	Blair Thomas 1989
10.	1,329	Rodney Kinlaw 2007
11.	1,274	Miles Sanders 2018
12.	1,271	Saquon Barkley 2017
13.	1,241	Silas Redd 2011
14.	1,236	Evan Royster 2008
15.	1,210	Curtis Enis 1996
16.	1,169	Evan Royster 2009
17.	1,117	John Cappelletti 1972
18.	1,082	Lenny Moore 1954
19.	1,076	Saquon Barkley 2015
20.	1,061	Nicholas Singleton 2022

GAME RUSHING YARDAGE		
1.	327	Larry Johnson at Indiana 2002
2.	279	Larry Johnson vs. Illinois 2002
	279	Larry Johnson vs. Michigan State 2002
4.	257	Larry Johnson vs. Northwestern 2002
5.	256	Curt Warner at Syracuse 1981
6.	250	Shorty Miller vs. Carnegie Tech 1913
7.	243	Bob Pollard at Rutgers 1951
8.	241	Curtis Enis vs. USC 1996
9.	239	Bob Campbell vs. Syracuse 1968
10.	238	Curt Warner at Nebraska 1981
11.	227	Ki-Jana Carter vs. Michigan State 1994
12.	225	Matt Suhey vs. Army 1979
13.	220	John Cappelletti vs. NC State 1973
14.	214	Blair Thomas vs. Notre Dame 1987
15.	211	Lydell Mitchell at Iowa 1971
	211	Curtis Enis vs. Ohio State 1997
	211	Eric McCoo vs. Ohio State 1999
	211	Saquon Barkley at Iowa 2017
19.	210	Ki-Jana Carter at Minnesota 1994
20.	209	Lydell Mitchell vs. Maryland 1971
21.	208	Shelly Hammonds at Boston College 1990
22.	207	Saquon Barkley at Purdue 2016
23.	206	Eric McCoo vs. Michigan State 1998
24.	204	John Cappelletti vs. Ohio 1973
25.	204	John Cappelletti at Maryland 1973
	202	Saquon Barkley vs. Maryland 2016
	202	Journey Brown vs. Memphis 2019
28.	201	Bill Belton vs. Illinois 2013
29.	200	Miles Sanders at Illinois 2018

LONGEST RUNS

1.	92*	Blair Thomas vs. Syracuse 1986
	92	Bill Belton at Indiana 2014
	92	Saquon Barkley vs. Washington 2017
4.	90	Bill Suter at Navy 1894
5.	87	Bob Campbell vs. Syracuse 1968
	87	Nicholas Singleton vs. Utah 2022
7.	86	Bob Riggle at West Virginia 1964
	85	Journey Brown vs. Pitt 2019
9.	84	Chafie Fields vs. Texas 1996
	84	Larry Johnson vs. Illinois 2002

*non-scoring play

CAREER RUSHING TOUCHDOWNS

1.	43	Saquon Barkley 2015-17
2.	38	Lydell Mitchell 1969-71
3.	36	Curtis Enis 1995-97
4.	34	Ki-Jana Carter 1992-94
5.	30	Charlie Pittman 1967-69
	30	Trace McSorley 2015-18
7.	29	John Cappelletti 1972-73
	29	Richie Anderson 1989-92
	29	Evan Royster 2007-10
10.	26	Matt Suhey 1976-79
	26	Larry Johnson 1999-02
12.	25	D.J. Dozier 1983-86
	25	Tony Hunt 2003-06
14.	24	Franco Harris 1969-71
	24	Curt Warner 1979-82
16.	23	Lenny Moore 1953-55
17.	22	Daryll Clark 2005-09
18.	21	Blair Thomas 1985-87, 89
	21	Zach Zwinak 2011-14
20.	20	Booker Moore 1977-80
	20	Michael Robinson 2002-05
--	18	Nicholas Singleton 2022-pres.
--	13	Kaytron Allen 2022-pres.

SEASON RUSHING TOUCHDOWNS

1.	26	Lydell Mitchell 1971
2.	23	Ki-Jana Carter 1994
3.	20	Larry Johnson 2002
4.	19	Curtis Enis 1997
5.	18	Richie Anderson 1992
	18	Saquon Barkley 2016
	18	Saquon Barkley 2017
8.	17	John Cappelletti 1973
9.	14	Charlie Pittman 1968
10.	13	Bill McCleary 1907
	13	Harry Robb 1917
	13	Curtis Enis 1996
13.	12	John Cappelletti 1972
	12	Evan Royster 2008
	12	Zach Zwinak 2013
	12	Trace McSorley 2018
	12	Journey Brown 2019
	12	Nicholas Singleton 2022
--	6	Nicholas Singleton 2023

SEASON RUSHING AVERAGE

(Min. 100 attempts)

1.	8.40	Blair Thomas 1986
2.	7.96	Lenny Moore 1954
3.	7.77	Ki-Jana Carter 1994
4.	7.70	Larry Johnson 2002
5.	6.90	Journey Brown 2019
6.	6.62	Ki-Jana Carter 1994
8.	6.47	Eric McCoo 1998
	6.47	Evan Royster 2008
9.	6.32	Nicholas Singleton 2022
10.	6.17	Lydell Mitchell 1971

CAREER 100-YARD RUSHING GAMES

1.	18	Curt Warner 1979-82
2.	17	Blair Thomas 1985-87, 89
	17	Ki-Jana Carter 1992-94
	17	Curtis Enis 1995-97
5.	15	Lydell Mitchell 1969-71
	15	Tony Hunt 2003-06
	15	Evan Royster 2007-10
	15	Saquon Barkley 2015-17
9.	13	John Cappelletti 1972-73
10.	12	Lenny Moore 1953-55
--	4	Nicholas Singleton 2022-pres.
--	3	Kaytron Allen 2022-pres.

SEASON 100-YARD RUSHING GAMES

1.	10	K-Jana Carter 1994
2.	9	Lydell Mitchell 1971
	9	Blair Thomas 1989
4.	8	John Cappelletti 1973
	8	Curtis Enis 1997
	8	Larry Johnson 2002
	8	Tony Hunt 2006
8.	7	Lenny Moore 1954
	7	Curt Warner 1981
	7	Blair Thomas 1987
	7	Ki-Jana Carter 1993
--	1	Kaytron Allen 2023

GAME RUSHING YARDS BY A QUARTERBACK

1.	250	Eugene "Shorty" Miller Carnegie Tech, 1913
2.	175	Trace McSorley Ohio State, 2018
3.	156	Chuck Peters Syracuse, 1938
4.	138	Zack Mills Ohio State, 2001
5.	125	Michael Robinson Wisconsin, 2005
6.	122	Steve Robbins Syracuse, 1938
7.	119	Sean Clifford Indiana, 2020
8.	113	Tony Sacca Pittsburgh, 1990
	113	Tommy Stevens Maryland, 2017
10.	112	Michael Robinson Minnesota, 2005

SEASON RUSHING YARDS BY A QUARTERBACK

1.	806	Michael Robinson 2005
2.	798	Trace McSorley 2018
3.	491	Trace McSorley 2017
4.	402	Sean Clifford 2019
5.	396	Michael Robinson 2003
6.	365	Trace McSorley 2016
7.	346	John Huffnagel 1971
8.	335	Sean Clifford 2020
9.	325	Richie Lucas 1959
10.	315	Rashard Casey 2000
11.	290	Rashard Casey 1999
12.	284	Dick Hoak 1960
13.	282	Daryll Clark 2008
14.	263	Michael Robinson 2002
15.	260	Will Lewis 2020
16.	255	Pete Liske 1962
17.	234	Richie Lucas 1958
18.	225	Beau Pribula 2023
19.	213	Will Lewis 2019
20.	211	Daryll Clark 2009

SEASON RUSHING TOUCHDOWNS BY A QUARTERBACK

1.	12	Trace McSorley 2018
2.	11	Michael Robinson 2005
	11	Trace McSorley 2017
4.	10	Daryll Clark 2008
5.	7	Daryll Clark 2009
	7	Trace McSorley 2016
7.	6	Richie Lucas 1958
	6	Richie Lucas 1959
	6	John Huffnagel 1972
	6	Michael Robinson 2002
11.	5	Tom Sherman 1966
	5	Todd Blackledge 1981
	5	Doug Strang 1983
	5	Rashard Casey 1999
	5	Rashard Casey 2000
	5	Matt McGloin 2012
	5	Sean Clifford 2019
	5	Sean Clifford 2022
--	3	Drew Allar 2023
--	3	Beau Pribula 2023

PASSING

CAREER PASSING YARDAGE

1.	10,661	Sean Clifford 2018-22
2.	9,899	Trace McSorley 2015-18
3.	8,457	Christian Hackenberg 2013-15
4.	7,212	Zack Mills 2001-04
5.	6,390	Matt McGloin 2009-12
6.	5,869	Tony Sacca 1988-91
7.	5,742	Daryll Clark 2006-09
8.	5,382	Chuck Fusina 1975-78
9.	5,304	Kerry Collins 1991-94
10.	5,275	Anthony Morelli 2004-07

SEASON PASSING YARDAGE

1.	3,614	Trace McSorley 2016
2.	3,570	Trace McSorley 2017
3.	3,271	Matt McGloin 2012
4.	3,107	Sean Clifford 2021
5.	3,003	Daryll Clark 2009
6.	2,977	Christian Hackenberg 2014
7.	2,955	Christian Hackenberg 2013
8.	2,679	Kerry Collins 1994
9.	2,654	Sean Clifford 2019
10.	2,651	Anthony Morelli 2007

GAME PASSING YARDAGE

1.	454	Christian Hackenberg vs. UCF 2014
2.	401	Sean Clifford vs. Villanova 2021
3.	399	Zack Mills vs. Iowa 2002
4.	398	Sean Clifford at Maryland 2019
5.	395	Matt McGloin vs. Indiana 2012
6.	384	Trace McSorley vs. Wisconsin 2016
7.	381	Trace McSorley at Michigan St. 2017
8.	379	Michael Robinson vs. Wisconsin 2003
9.	376	Trace McSorley vs. Michigan St. 2016
10.	371	C. Hackenberg vs. Boston Coll. 2014
	371	Sean Clifford vs. Ohio State 2022
12.	366	Mike McQueary vs. Pittsburgh 1997
13.	363	Sean Clifford at Maryland 2021
14.	361	Sean Clifford at Ohio State 2021
15.	358	Todd Blackledge at Miami (Fla.) 1981
16.	353	Daryll Clark vs. Akron 2009
17.	352	Kerry Collins at Michigan State 1993
18.	342	Trace McSorley vs. Washington 2017
19.	341	Daryll Clark vs. Michigan State 2008
20.	340	Christian Hackenberg at Indiana 2013
	340	Sean Clifford at Minnesota 2019
	340	Sean Clifford at Maryland 2020

LONGEST PASS PLAYS

1.	95	Sean Clifford to Daniel George vs. Kent St., 2018
2.	93	Trace McSorley to KJ Hamler vs. Ohio State, 2018
3.	92	Bill Hess to Bob Higgins at Pittsburgh, 1919
4.	88	Sean Clifford to KeAndre Lambert-Smith vs. Utah, 2022
5.	86	Steve Joachim to Jim Scott at Navy, 1971
	86	Sean Clifford to Jahan Dotson at Maryland, 2021
7.	85	Trace McSorley to Saquon Barkley vs. Georgia State, 2017
8.	83	Sean Clifford to KeAndre Lambert-Smith vs. Villanova, 2021
9.	82	Matt Knizner at Eric Hamilton vs. Pittsburgh, 1986
	82	Kerry Collins to Freddie Scott vs. Rutgers, 1994
11.	80	Tom Sherman to Paul Johnson at Maryland, 1967
	80	Doug Strang to Dean DiMidio vs. Alabama, 1983
	80	Pat Devlin to Stephfon Green vs. Michigan, 2008
	80	Rob Bolden to Derek Moyer vs. Illinois, 2010
	80	Trace McSorley to Irvin Charles vs. Minnesota, 2016
16.	79	Lance Longeran to John Greene vs. Maryland, 1988
	79	Kevin Thompson to Chafie Fields at Miami (Fla.), 1999
	79	Daryll Clark to Chaz Powell vs. Iowa, 2009
	79	Christian Hackenberg to Geno Lewis vs. UCF, 2014
20.	78	Kevin Thompson to Chafie Fields at Purdue, 1999
21.	76	Chuck Burkhardt to Tom Cherry at UCLA, 1968
	76	John Huffnagel to Jimmy Scott at Boston Coll., 1972
	76	Tom Sherman to Chuck Herd vs. West Virginia, 1973
24.	75*	John Adress to Dick Barvinchak at Iowa, 1975
	75	Tom Bill to David Daniels vs. Temple, 1989
	75	Sean Clifford to Jahan Dotson vs. Illinois, 2020

*non-scoring play

GAME TD PASSES

1.	5	Tony Sacca vs. Georgia Tech 1991
	5	Rashard Casey vs. La. Tech 2000
3.	4	28 times, Last: Drew Allar vs. Iowa 2023

RECORD WATCH

SEASON TOUCHDOWN PASSES

1.	29	Trace McSorley	2016
2.	28	Trace McSorley	2017
3.	24	Daryll Clark	2009
	24	Matt McGloin	2012
	24	Sean Clifford	2022
6.	23	Sean Clifford	2019
7.	22	Todd Blackledge	1982
8.	21	Tony Sacca	1991
	21	Kerry Collins	1994
	21	Sean Clifford	2021
11.	20	Christian Hackenberg	2013
12.	19	Doug Strang	1983
	19	Anthony Morelli	2007
	19	Daryll Clark	2008
15.	18	Wally Richardson	1995
	18	Trace McSorley	2018
17.	17	Mike McQueary	1997
	17	Zack Mills	2002
	17	Michael Robinson	2005
20.	16	Christian Hackenberg	2015
	16	Sean Clifford	2020
--	13	Drew Allar	2023

CAREER TOUCHDOWN PASSES

1.	86	Sean Clifford	2018-22
2.	77	Trace McSorley	2015-18
3.	48	Christian Hackenberg	2013-15
4.	46	Matt McGloin	2009-12
5.	43	Daryll Clark	2006-09
6.	41	Todd Blackledge	1980-82
	41	Tony Sacca	1988-91
	41	Zack Mills	2001-04
9.	39	Kerry Collins	1991-94
10.	37	Chuck Fusina	1975-78

GAME COMPLETIONS

1.	35	Matt McGloin vs. Northwestern	2012
	35	Sean Clifford at Ohio State	2022
3.	34	Christian Hackenberg vs. BC	2014
4.	33	Wally Richardson vs. Wisconsin	1995
5.	32	Christian Hackenberg vs. UCF	2014
	32	Trace McSorley vs. Washington	2017
	32	Sean Clifford vs. Ohio State	2022
8.	31	Christian Hackenberg vs. Ohio State	2014
	31	Trace McSorley at Iowa	2017
10.	30	Christian Hackenberg at Indiana	2013

SEASON COMPLETIONS

1.	284	Trace McSorley	2017
2.	270	Matt McGloin	2012
	270	Christian Hackenberg	2014
4.	261	Sean Clifford	2021
5.	234	Anthony Morelli	2007
6.	232	Daryll Clark	2009
7.	231	Christian Hackenberg	2013
8.	226	Sean Clifford	2022
9.	224	Trace McSorley	2016
10.	208	Anthony Morelli	2006
11.	193	Wally Richardson	1995
12.	192	Daryll Clark	2008
	192	Christian Hackenberg	2015
	192	Trace McSorley	2018
15.	189	Sean Clifford	2019
--	136	Drew Allar	2023

CAREER COMPLETIONS

1.	833	Sean Clifford	2018-22
2.	720	Trace McSorley	2015-18
3.	693	Christian Hackenberg	2013-15
4.	606	Zack Mills	2001-04
5.	513	Matt McGloin	2009-12
6.	460	Anthony Morelli	2004-07
7.	444	Daryll Clark	2006-09
8.	401	Tony Sacca	1988-91
9.	378	Wally Richardson	1992, 94-96
10.	371	Chuck Fusina	1975-78

GAME PASSING ATTEMPTS

1.	57	Sean Clifford vs. Maryland	2020
2.	55	Christian Hackenberg at Indiana	2013
3.	54	Kerry Collins at BYU	1992
4.	52	Sean Clifford at Ohio State	2021
5.	51	Rashard Casey vs. Iowa	2000
	51	Matt McGloin vs. Northwestern	2012
7.	50	Christian Hackenberg vs. BC	2014
8.	49	Zack Mills vs. Purdue	2004
	49	Christian Hackenberg vs. Ohio State	2014
10.	48	Wally Richardson vs. Wisconsin	1995
	48	Matt McGloin vs. Ohio	2012
	48	Trace McSorley at Iowa	2017

SEASON PASSING ATTEMPTS

1.	484	Christian Hackenberg	2014
2.	446	Matt McGloin	2012
3.	429	Sean Clifford	2021
4.	427	Trace McSorley	2017
5.	402	Anthony Morelli	2007
6.	392	Christian Hackenberg	2013
7.	387	Trace McSorley	2016
8.	386	Anthony Morelli	2006
9.	381	Daryll Clark	2009
10.	361	Trace McSorley	2018
11.	359	Christian Hackenberg	2015
12.	351	Sean Clifford	2022
13.	335	Wally Richardson	1995
14.	333	Zack Mills	2002
15.	321	Daryll Clark	2008
--	223	Drew Allar	2023

CAREER PASSING ATTEMPTS

1.	1,356	Sean Clifford	2018-22
2.	1,235	Christian Hackenberg	2013-15
3.	1,215	Trace McSorley	2015-18
4.	1,082	Zack Mills	2001-04
5.	894	Matt McGloin	2009-12
6.	824	Tony Sacca	1988-91
7.	821	Anthony Morelli	2004-07
8.	738	Daryll Clark	2006-09
9.	692	Wally Richardson	1992, 94-96
10.	664	Chuck Fusina	1975-78
11.	658	Todd Blackledge	1980-82
12.	657	Kerry Collins	1991-94
13.	547	John Shaffer	1983-86
14.	505	Michael Robinson	2002-05
15.	495	Kevin Thompson	1996-99

SEASON COMPLETION PCT.

1.	.667 (176-264)	Kerry Collins	1994
2.	.665 (224-387)	Trace McSorley	2017
3.	.644 (226-351)	Sean Clifford	2022
4.	.632 (86-136)	John Hufnagel	1971
5.	.610 (136-223)	Drew Allar	2023
6.	.609 (192-321)	Daryll Clark	2009
7.	.608 (261-429)	Sean Clifford	2021
8.	.606 (152-251)	Sean Clifford	2020
9.	.605 (270-446)	Matt McGloin	2012
10.	.598 (192-321)	Daryll Clark	2008
11.	.593 (192-361)	Trace McSorley	2018
12.	.592 (189-319)	Sean Clifford	2019
13.	.589 (231-392)	C. Hackenberg	2013
14.	.582 (234-402)	Anthony Morelli	2007
15.	.580 (112-193)	Rob Bolden	2010
16.	.579 (224-387)	Trace McSorley	2016
17.	.579 (169-292)	Tony Sacca	1991
18.	.578 (155-268)	Zack Mills	2004
19.	.577 (142-246)	Chuck Fusina	1977
20.	.576 (193-335)	Wally Richardson	1995

CAREER COMPLETION PCT.

1.	.614 (833-1356)	Sean Clifford	2018-22
2.	.604 (171-283)	Drew Allar	2022-pres.
3.	.602 (444-738)	Daryll Clark	2006-09
4.	.593 (720-1215)	Trace McSorley	2015-18
5.	.574 (513-894)	Matt McGloin	2009-12
6.	.563 (370-657)	Kerry Collins	1991-94
7.	.561 (693-1235)	C. Hackenberg	2013-14
8.	.560 (606-1082)	Zack Mills	2001-04
9.	.560 (460-821)	Anthony Morelli	2004-07
10.	.559 (371-664)	Chuck Fusina	1975-78

SEASON YARDS PER ATTEMPT

<i>(Min. 100 attempts)</i>			
1.	10.1	Kerry Collins	1994
2.	9.4	John Hufnagel	1972
3.	9.3	Trace McSorley	2016
4.	9.0	Chuck Fusina	1977
5.	8.7	John Hufnagel	1971
	8.7	Mike McQueary	1997
7.	8.5	Tom Shuman	1973
	8.5	Tony Sacca	1991
9.	8.4	Trace McSorley	2017
10.	8.3	Sean Clifford	2019

CAREER YARDS PER ATTEMPT

<i>(Min. 200 attempts)</i>			
1.	8.9	Mike McQueary	1995-97
2.	8.7	John Hufnagel	1970-72
3.	8.1	Chuck Fusina	1975-78
	8.1	Kerry Collins	1991-94
	8.1	Trace McSorley	2015-18
6.	7.9	Tom Shuman	1972-74
	7.9	Sean Clifford	2018-22
8.	7.8	Daryll Clark	2005-09
9.	7.5	Tom Sherman	1965-67
	7.5	Kevin Thompson	1996-98

SEASON YARDS PER COMPLETION

<i>(Min. 100 attempts)</i>			
1.	17.7	John Hufnagel	1972
2.	16.6	Tom Shuman	1973
3.	16.1	Trace McSorley	2016
4.	15.6	Chuck Fusina	1977
5.	15.5	Tom Sherman	1967
6.	15.3	Tony Sacca	1990
7.	15.2	Kerry Collins	1994
	15.2	Tony Sacca	1988
9.	15.1	Mike McQueary	1997
10.	15.0	Todd Blackledge	1981

CAREER YARDS PER COMPLETION

<i>(Min. 200 attempts)</i>			
1.	16.0	Mike McQueary	1995-97
2.	15.9	Tom Sherman	1965-67
3.	15.8	John Hufnagel	1970-72
4.	15.4	Tom Shuman	1972-74
5.	14.7	Doug Strang	1981-84
6.	14.6	Tony Sacca	1988-91
7.	14.5	Chuck Fusina	1975-78
8.	14.3	Kerry Collins	1991-94
9.	14.2	Michael Robinson	2002-05
10.	14.2	Tom Bill	1987-90

SEASON TOUCHDOWN PASS PCT.

<i>(Min. 100 attempts)</i>			
1.	8.08	Tom Shuman	1973
2.	7.95	Kerry Collins	1994
3.	7.85	Kevin Thompson	1999
4.	7.53	Todd Blackledge	1982
5.	7.49	Trace McSorley	2016
6.	7.41	Pete Liske	1962
7.	7.35	John Hufnagel	1971
8.	7.34	Doug Strang	1983
9.	7.21	Sean Clifford	2019
10.	7.19	Tony Sacca	1991

CAREER TOUCHDOWN PASS PCT.

1.	9.14	Elwood Petchel	1946-48
2.	7.67	Tom Shuman	1972-74
3.	7.17	Mike McQueary	1994-97
4.	6.76	Galen Hall	1959-61
	6.76	Pete Liske	1961-63
6.	6.48	John Sacca	1992-93
7.	6.37	John Hufnagel	1970-72
8.	6.34	Sean Clifford	2018-22
9.	6.33	Trace McSorley	2015-18
10.	6.23	Todd Blackledge	1980-82
--	6.01	Drew Allar	2022-pres.

SEASON PASSING EFFICIENCY

<i>(Min. 100 attempts)</i>			
1.	172.9	Kerry Collins	1994
2.	156.9	Trace McSorley	2016
3.	153.7	Trace McSorley	2017
4.	151.8	John Hufnagel	1971
5.	150.5	Sean Clifford	2022
6.	149.8	Tony Sacca	1991
7.	148.5	Sean Clifford	2019
8.	148.0	John Hufnagel	1972
9.	146.4	Chuck Fusina	1977
10.	145.0	Mike McQueary	1997
--	134.7	Drew Allar	2023

CAREER PASSING EFFICIENCY

<i>(Min. 200 attempts)</i>			
1.	145.6	Mike McQueary	1994-97
2.	144.5	Trace McSorley	2015-18
3.	143.8	Sean Clifford	2018-22
4.	140.8	John Hufnagel	1970-72
5.	140.4	Daryll Clark	2006-09
6.	137.3	Kerry Collins	1991-94
7.	133.3	Drew Allar	2022-pres.
8.	132.7	Chuck Fusina	1975-78
9.	128.3	Matt McGloin	2009-12
10.	128.0	Tom Shuman	1972-74

SEASON INTERCEPTION PCT.

<i>(Min. 100 attempts)</i>			
1.	0.00	Drew Allar	2023
2.	1.12	Matt McGloin	2012
3.	1.46	Kerry Collins	1992
4.	1.67	Christian Hackenberg	2015
5.	1.71	Tony Sacca	1991
6.	1.79	Wally Richardson	1995
7.	1.86	Daryll Clark	2008
8.	1.94	John Sacca	1992
	1.94	Trace McSorley	2018
10.	1.96	John Shaffer	1986

CAREER INTERCEPTION PCT.

<i>(Min. 200 attempts)</i>			
1.	0.00	Drew Allar	2022-pres.
2.	2.02	Wally Richardson	1992, 94-96
3.	2.06	Trace McSorley	2015-18
4.	2.10	Matt McGloin	2009-12
5.	2.14	Anthony Morelli	2004-07
6.	2.17	Daryll Clark	2006-09
7.	2.29	Sean Clifford	2018-22
8.	2.31	John Sacca	1992-93
	2.31	Anthony Morelli	2004-07
10.	2.51	Christian Hackenberg	2013-15

CAREER WINNING PERCENTAGE

<i>AS A STARTING QB (minimum 10 starts)</i>			
1.	1.000	22-0-0	Chuck Burkhardt 1968-69
2.	.962	25-1-0	John Shaffer 1984-86
3.	.917	22-2-0	Tom Shuman 1972-74
4.	.897	26-3-0	John Hufnagel 1970-72
5.	.879	29-4-0	Todd Blackledge 1980-82
6.	.871	27-4-0	Chuck Fusina 1976-78
7.	.846	22-4-0	Daryll Clark 2006-09
8.	.808	21-5-0	Kerry Collins 1994-97
	.808	21-5-0	Wally Richardson 1992, 94-96
10.	.775	31-9-0	Trace McSorley 2013-15

SEASON 300-YD. PASSING GAMES

1.	5	Trace McSorley	2016
	5	Trace McSorley	2017
3.	4	Matt McGloin	2012
4.	4	Christian Hackenberg	2013
	4	Christian Hackenberg	2014
	4</		

RECORD WATCH

CAREER 300-YD. PASSING GAMES

1.	10	Trace McSorley	2015-18
2.	9	Christian Hackenberg	2013-15
3.	8	Sean Clifford	2018-22
4.	6	Matt McGloin	2009-12
5.	4	Kerry Collins	1991-94
--	1	Drew Allar	2022-pres.

SEASON 200-YD. PASSING GAMES

1.	11	Matt McGloin	2012
11		Trace McSorley	2016
11		Trace McSorley	2017
4.	10	Kerry Collins	1994
5.	9	Christian Hackenberg	2013
6.	8	Daryll Clark	2009
8		Sean Clifford	2021
8		Sean Clifford	2022
9.	7	Todd Blackledge	1982
7		Michael Robinson	2005
7		Anthony Morelli	2007
--	3	Drew Allar	2023

CAREER 200-YD. PASSING GAMES

1.	28	Trace McSorley	2015-18
2.	27	Sean Clifford	2018-22
3.	21	Christian Hackenberg	2013-15
4.	18	Matt McGloin	2009-12
5.	16	Kerry Collins	1991-94
16		Zack Mills	2001-04
7.	14	Daryll Clark	2006-09
8.	11	Chuck Fusina	1975-78
11		Tony Sacca	1988-91
11		Anthony Morelli	2004-07
--	3	Drew Allar	2022-pres.

RECEIVING

CAREER RECEIVING YARDAGE

1.	3,026	Bobby Engram	1991, 93-95
2.	2,842	DaeSean Hamilton	2014-17
3.	2,771	Deon Butler	2005-08
4.	2,757	Jahan Dotson	2018-21
5.	2,479	Allen Robinson	2011-13
6.	2,421	Chris Godwin	2014-16
7.	2,395	Derek Moyer	2008-11
8.	2,015	Jordan Norwood	2005-08
9.	2,008	Bryant Johnson	1999-2002
10.	2,006	Kenny Jackson	1980-83
11.	1,988	O.J. McDuffie	1988-92
12.	1,920	Parker Washington	2020-22
13.	1,894	Joe Jurevicius	1994-97
14.	1,837	Jack Curry	1965-67
15.	1,825	Terry Smith	1988-91
16.	1,743	Derrick Williams	2005-08
17.	1,702	Tony Johnson	2000-03
18.	1,658	KJ Hamler	2018-19
19.	1,520	Freddie Scott	1993-95
20.	1,502	KeAndre Lambert-Smith	2020-pres.
21.	1,481	Mike Gesicki, TE	2014-17
22.	1,437	Chafie Fields	1996-99
23.	1,343	Ted Kwalick, TE	1966-68
24.	1,263	Scott Fitzkee	1975-78
25.	1,245	DeAndre Thompkins	2015-18

SEASON RECEIVING YARDAGE

1.	1,432	Allen Robinson	2013
2.	1,182	Jahan Dotson	2021
3.	1,101	Chris Godwin	2015
4.	1,084	Bobby Engram	1995
5.	1,029	Bobby Engram	1994
6.	1,018	Allen Robinson	2012
7.	982	Chris Godwin	2016
8.	977	O.J. McDuffie	1992
9.	973	Freddie Scott	1994
10.	917	Bryant Johnson	2002
11.	904	KJ Hamler	2019
12.	899	DaeSean Hamilton	2014
13.	885	Derek Moyer	2010
14.	884	Jahan Dotson	2020
15.	873	Bobby Engram	1993
--	454	KeAndre Lambert-Smith	2023

CAREER RECEIVING TDs

1.	31	Bobby Engram	1991, 93-95
2.	25	Kenny Jackson	1980-83
25		Jahan Dotson	2018-21
4.	22	Deon Butler	2005-08
5.	18	Derek Moyer	2008-11
18		Chris Godwin	2014-16
18		DaeSean Hamilton	2014-17
8.	17	Allen Robinson	2011-13
9.	16	O.J. McDuffie	1988-92
16		Pat Freiermuth, TE	2018-20
11.	15	Terry Smith	1988-91
15		Joe Jurevicius	1994-97
15		Mike Gesicki, TE	2014-17
14.	13	Jordan Norwood	2005-08
13		KJ Hamler	2018-19
--	10	KeAndre Lambert-Smith	2020-pres.
--	9	Tyler Warren	2020-pres.

SEASON RECEIVING TDs

1.	13	Bobby Engram	1993
2.	12	Jahan Dotson	2021
3.	11	Bobby Engram	1995
11		Allen Robinson	2012
11		Chris Godwin	2016
6.	10	Joe Jurevicius	1997
7.	9	O.J. McDuffie	1992
9		Freddie Scott	1994
9		Deon Butler	2005
9		Mike Gesicki	2017
9		DaeSean Hamilton	2017
12.	8	Terry Smith	1991
8		Derek Moyer	2010
8		Pat Freiermuth	2018
8		KJ Hamler	2019
8		Jahan Dotson	2020
--	5	Tyler Warren	2023
--	3	KeAndre Lambert-Smith	2023

CAREER RECEPTIONS

1.	214	DaeSean Hamilton	2014-17
2.	183	Jahan Dotson	2018-21
3.	179	Deon Butler	2005-08
4.	177	Allen Robinson	2011-13
5.	167	Bobby Engram	1991, 93-95
6.	161	Derrick Williams	2005-08
7.	158	Jordan Norwood	2005-08
8.	154	Chris Godwin	2014-16
9.	146	Parker Washington	2020-22
10.	144	Derek Moyer	2008-11
11.	129	Mike Gesicki, TE	2014-17
12.	125	O.J. McDuffie	1988-92
13.	117	Jack Curry	1965-67
14.	110	Bryant Johnson	1999-2002
110		KeAndre Lambert-Smith	2020-pres.

SEASON RECEPTIONS

1.	97	Allen Robinson	2013
2.	91	Jahan Dotson	2021
3.	82	DaeSean Hamilton	2014
4.	77	Allen Robinson	2012
5.	69	Chris Godwin	2015
6.	64	Parker Washington	2021
7.	63	O.J. McDuffie	1992
63		Bobby Engram	1995
9.	59	Chris Godwin	2016
10.	57	Mike Gesicki, TE	2017
11.	56	KJ Hamler	2019
12.	55	Terry Smith	1991
55		Derrick Williams	2007
55		Geno Lewis	2014
15.	54	Juwan Johnson	2017
54		Saquon Barkley, RB	2017
--	37	KeAndre Lambert-Smith	2023

CAREER 100-YD. RECEIVING GAMES

1.	16	Bobby Engram	1991, 93-95
2.	11	Jahan Dotson	2018-21
3.	10	Allen Robinson	2011-13
4.	9	Joe Jurevicius	1994-97
9		Chris Godwin	2014-16
9		DaeSean Hamilton	2014-17
7.	8	Bryant Johnson	1999-2002
8.	7	O.J. McDuffie	1988-92
9.	6	Kenny Jackson	1980-83
6		Freddie Scott	1993-95
6		Deon Butler	2005-08
6		Derek Moyer	2008-11
--	2	KeAndre Lambert-Smith	2020-pres.

SEASON 100-YD. RECEIVING GAMES

1.	8	Allen Robinson	2013
2.	6	Bobby Engram	1993
6		Bobby Engram	1995
4.	5	O.J. McDuffie	1992
5		Freddie Scott	1994
5		Joe Jurevicius	1996
5		Bryant Johnson	2001
5		Chris Godwin	2015
5		Jahan Dotson	2020
5		Jahan Dotson	2021
11.	4	Five times, Most recently by: KJ Hamler	2019

TOTAL OFFENSE

CAREER TOTAL OFFENSE

	Yards	Rush	Pass	
1.	11,734	1,073	10,661	Sean Clifford 2018-22
2.	11,596	1,697	9,899	Trace McSorley 2015-18
3.	8,215	-242	8,457	Christian Hackenberg 2013-15
4.	7,796	584	7,212	Zack Mills 2001-04
5.	6,361	619	5,742	Daryll Clark 2006-09
6.	6,325	-65	6,390	Matt McGloin 2009-12
7.	6,000	131	5,869	Tony Sacca 1988-91
8.	5,300	-4	5,304	Kerry Collins 1991-94
9.	5,168	1,637	3,531	Michael Robinson 2002-05
10.	5,162	-220	5,382	Chuck Fusina 1975-78
11.	5,154	-121	5,275	Anthony Morelli 2004-07
12.	4,911	99	4,812	Todd Blackledge 1980-82
13.	4,212	667	3,545	John Hufnagel 1970-72
14.	4,182	-237	4,419	Wally Richardson 1992, 94-96

SEASON TOTAL OFFENSE

	Yards	Rush	Pass	
1.	4,061	491	3,570	Trace McSorley 2017
2.	3,979	212	3,614	Trace McSorley 2016
3.	3,328	798	2,530	Trace McSorley 2018
4.	3,270	163	3,107	Sean Clifford 2021
5.	3,220	-51	3,271	Matt McGloin 2012
6.	3,214	211	3,003	Daryll Clark 2009
7.	3,156	806	2,350	Michael Robinson 2005
8.	3,056	402	2,654	Sean Clifford 2019
9.	2,998	176	2,822	Sean Clifford 2022
10.	2,887	-68	2,955	Christian Hackenberg 2013
11.	2,883	-94	2,977	Christian Hackenberg 2014
12.	2,874	282	2,592	Daryll Clark 2008
13.	2,660	-19	2,679	Kerry Collins 1994
14.	2,638	-13	2,651	Anthony Morelli 2007
15.	2,618	201	2,417	Zack Mills 2002
16.	2,445	-80	2,525	Christian Hackenberg 2015
17.	2,427	-61	2,488	Tony Sacca 1991
18.	2,336	-88	2,424	Anthony Morelli 2006
19.	2,316	315	2,001	Rashard Casey 2000
20.	2,218	335	1,883	Sean Clifford 2020

GAME TOTAL OFFENSE

	Yards	Rush	Pass	
1.	461	175	286	T. McSorley vs. Ohio State 2018
2.	456	2	454	C. Hackenberg vs. UCF 2014
3.	452	54	398	S. Clifford at Maryland 2019
4.	418	138	280	Z. Mills vs. Ohio State 2001
5.	408	73	335	T. McSorley vs. Minnesota 2016
6.	402	60	342	T. McSorley vs. Washington 2017
7.	398	19	379	M. Robinson vs. Wisconsin 2003
8.	393	-8	401	S. Clifford vs. Villanova 2021
9.	399	-10	399	Z. Mills vs. Iowa 2002
	389	13	376	T. McSorley vs. Michigan St. 2016

CAREER TDs RESPONSIBLE FOR

1.	107	Trace McSorley	2015-18
2.	101	Sean Clifford	2018-22
3.	65	Daryll Clark	2006-09
4.	55	Christian Hackenberg	2013-15
5.	54	Saquon Barkley	2015-17
6.	53	Zack Mills	2001-04
53		Matt McGloin	2009-12
8.	51	Todd Blackledge	1980-82
9.	47	Tony Sacca	1988-91
10.	46	Michael Robinson	2002-05

SEASON TDs RESPONSIBLE FOR

1.	39	Trace McSorley	2017
2.	36	Trace McSorley	2016
3.	31	Daryll Clark	2009
4.	30	Trace McSorley	2018
5.	29	Lydell Mitchell	1971
29		Daryll Clark	2008
29		Matt McGloin	2012
29		Sean Clifford	2022
9.	28	Michael Robinson	2005
28		Sean Clifford	2019
11.	25	Todd Blackledge	1982
25		Tony Sacca	1991
13.	24	Christian Hackenberg	2013
24		Doug Strang	1983
24		Saquon Barkley	2017

SEASON TOTAL OFFENSE

YARDS PER PLAY

1.	9.64	Kerry Collins	1994
2.	8.19	Tom Shuman	1973
3.	7.88	Chuck Fusina	1977
4.	7.77	Ki-Jana Carter	1994
5.	7.70	Larry Johnson	2002
6.	7.47	Trace McSorley	2016
7.	7.18	Daryll Clark	2008
8.	7.13	Sean Clifford	2022
9.	7.12	John Hufnagel	1971
10.	7.11	Trace McSorley	2017

CAREER TOTAL OFFENSE

YARDS PER PLAY

1.	7.42	Kerry Collins	1991-94
2.	7.34	Mike McQueary	1995-97
3.	7.16	Ki-Jana Carter	1992-94
4.	6.92	Tom Shuman	1972-74
5.	6.87	Trace McSorley	2015-18
6.	6.85	Daryll Clark	2005-09
7.	6.72	Sean Clifford	2018-22
8.	6.66	John Hufnagel	1970-72
9.	6.59	Chuck Fusina	1975-78
10.	6.42	Larry Johnson	1998-2002

ALL-PURPOSE

SEASON ALL-PURPOSE YARDAGE

1.	2,655	Larry Johnson	2002
2.	2,329	Saquon Barkley	2017
3.	1,972	Saquon Barkley	2016
4.	1,831	O.J. McDuffie	1992
5.	1,772	Blair Thomas	198

RECORD WATCH

GAME ALL-PURPOSE YARDAGE

1.	358	Saquon Barkley at Iowa	2017
2.	341	Curt Warner at Syracuse	1981
3.	327	Larry Johnson at Indiana	2002
4.	306	Saquon Barkley vs. USC	2016
5.	302	Harry Wilson vs. Navy	1923
6.	297	Larry Johnson vs. Illinois	2002
7.	295	Bob Campbell at Navy	1967
8.	289	Larry Johnson vs. Michigan State	2002
9.	282	Gary Hayman vs. NC State	1973
	282	Stephen Pitts vs. Iowa	1995

KICKING

CAREER FIELD GOALS

1.	78	Kevin Kelly	2005-08
2.	54	Sam Ficken	2011-14
3.	50	Craig Fayak	1990-93
4.	49	Jake Pinegar	2018-22
5.	47	Travis Forney	1996-99
6.	45	Brett Conway	1993-96
7.	40	Massimo Manca	1982, 84-86
8.	39	Matt Bahr	1976-78
	39	Robbie Gould	2001-04
	39	Tyler Davis	2015-17

CAREER FIELD GOAL ATTEMPTS

1.	107	Kevin Kelly	2005-08
2.	80	Craig Fayak	1990-93
3.	75	Sam Ficken	2011-14
4.	67	Jake Pinegar	2018-22
5.	63	Chris Bahr	1973-75
	63	Travis Forney	1996-99
	63	Matt Bahr	1976-78
	61	Brett Conway	1993-96
	61	Robbie Gould	2002-04
10.	59	Massimo Manca	1982, 84-86

SEASON FIELD GOAL PCT.

(Min. 10 Attempts)

1.	91.7	Tyler Davis	2016
	91.7	Jake Pinegar	2019
3.	83.3	Kevin Kelly	2008
4.	82.8	Sam Ficken	2014
5.	82.6	Ray Tarasi	1989
6.	82.4	Anthony Fera	2011
7.	81.8	Alex Felkins	2023
8.	81.5	Matt Bahr	1978
9.	81.0	Nick Gancitano	1983
10.	80.8	Travis Forney	1999
	80.8	Massimo Manca	1985

CAREER FIELD GOAL PCT.

1.	79.6	Tyler Davis	2015-17
2.	77.6	Nick Gancitano	1981-84
3.	75.0	Collin Wagner	2006-10
4.	74.6	Travis Forne	1996-99
5.	73.8	Brett Conway	1993-96
6.	73.1	Jake Pinegar	2018-22
7.	72.9	Kevin Kelly	2005-08
8.	72.0	Sam Ficken	2011-14
9.	69.0	Herb Menhardt	1976, 78-80
10.	67.8	Massimo Manca	1982, 84-86

LONGEST FIELD GOALS

1.	57	Jordan Stout vs. Pitt	2019
2.	55	Chris Bahr at Temple	1975
	55	Chris Bahr at Ohio State	1975
	55	Chris Bahr at Syracuse	1975
5.	54	Herb Menhardt at NC State	1979
	54	Sam Ficken vs. Kent State	2013
7.	53	Massimo Manca vs. Notre Dame	1985
	53	Kevin Kelly vs. Iowa	2007
	53	Jordan Stout vs. Idaho	2019
10.	52	Chris Bahr vs. West Virginia	1975
	52	Eric Etze at Notre Dame	1988
	52	Brett Conway vs. Temple	1996
	52	Kevin Kelly at Syracuse	2008
	52	Jordan Stout vs. Michigan	2021
14.	51	Pete Mauthe at Pittsburgh	1912
	51	Brett Conway vs. Michigan	1995
	51	Ryan Primanti vs. Illinois	2000
	51	Robbie Gould at Wisconsin	2002

18.	50	Chris Bahr at Syracuse	1973
	50	Chris Bahr at Pittsburgh	1974
	50	Matt Bahr vs. Syracuse	1978
	50	Massimo Manca vs. Alabama	1985
	50	Massimo Manca vs. Notre Dame	1985
	50	Craig Fayak at Alabama	1990
	50	Travis Forney at Minnesota	1998
	50	Robbie Gould vs. Virginia	2002
	50	Kevin Kelly at Wisconsin	2008
	50	Sam Ficken vs. Temple	2014
	50	Jordan Stout vs. Ohio State	2020
	50	Jordan Stout vs. Indiana	2021
	50	Jake Pinegar at Indiana	2022
	50	Jake Pinegar vs. Maryland	2022

SEASON EXTRA POINTS MADE

1.	71	Tyler Davis	2017
2.	62	Brett Conway	1994
	62	Tyler Davis	2016
4.	60	Kevin Kelly	2008
5.	59	Al Vitiello	1971
6.	57	Jake Pinegar	2022
7.	56	Jake Pinegar	2019
8.	53	Jake Pinegar	2018
9.	49	Kevin Kelly	2005
10.	46	Collin Wagner	2009

CAREER EXTRA POINTS MADE

1.	195	Jake Pinegar	2018-22
2.	183	Kevin Kelly	2005-08
3.	144	Tyler Davis	2015-17
4.	141	Brett Conway	1993-96
5.	132	Craig Fayak	1990-93
6.	117	Travis Forney	1996-99
7.	115	Robbie Gould	2002-04
8.	109	Sam Ficken	2011-14
9.	98	Al Vitiello	1971-72
10.	86	Massimo Manca	1982, 84-86

CAREER PAT PCT.

(Min. 50 Attempts)

1.	100.0 (59-59)	Herb Menhardt	1976, 78-80
	100.0 (85-85)	Collin Wagner	2006-10
	100.0 (144-144)	Tyler Davis	2015-17
4.	99.3 (141-142)	Brett Conway	1993-96
5.	98.9 (183-185)	Kevin Kelly	2005-08
6.	98.9 (86-87)	Massimo Manca	1982, 84-86
7.	97.3 (109-112)	Sam Ficken	2011-14
8.	96.7 (117-121)	Travis Forney	1996-99
9.	96.5 (195-202)	Jake Pinegar	2018-22
10.	96.2 (76-79)	Nick Gancitano	1981-84

PUNTING

PUNT AVERAGE, CAREER

(Min. 50 punts)

1.	44.54	Jordan Stout	2019-21
2.	44.28	Barney Amor	2022
3.	43.13	Jeremy Boone	2007-09
4.	43.03	Blake Gillikin	2016-19
5.	43.00	George Reynolds	1980-83
6.	41.84	Pat Pidgeon	1996-99
7.	41.79	Ralph Giacomarro	1979-82
8.	41.74	Jeremy Kapinos	2003-06
9.	41.73	Anthony Fera	2008-11
10.	40.50	Chris Clauss	1987

PUNT AVERAGE, SEASON

(Min. 30 punts)

1.	46.01	Jordan Stout	2021
2.	44.28	Barney Amor	2022
3.	43.95	Blake Gillikin	2018
4.	43.55	Ralph Giacomarro	1981
5.	43.32	Jeremy Boone	2009
6.	43.31	Ralph Giacomarro	1980
7.	43.15	Blake Gillikin	2017
8.	43.03	Jeremy Boone	2008
9.	43.02	Jeremy Boone	2007
10.	42.92	John Bruno Jr.	1985

RETURNS

LONGEST PUNT RETURNS

1.	100	Jim Boring vs. Johns Hopkins	1933
2.	92	Mark Robinson vs. Rutgers	1982
3.	90	Bruce Branch vs. Indiana	1999
4.	85	Wally Triplett vs. West Virginia	1948
	85	Mike Guman at West Virginia	1978
6.	84	O.J. McDuffie at Syracuse	1989
7.	83	Gary Hayman vs. NC State	1973
8.	81	Bryant Johnson vs. Michigan State	2002
	81	Jahan Dotson vs. Michigan State	2020

LONGEST KICKOFF RETURNS

1.	101	Chuck Peters vs. NYU	1940
2.	100	Fritz Barrett vs. Carnegie Tech	1910
	100	Roger Kochman vs. Syracuse	1959
	100	Rich Mauti at Temple	1975
	100	Chaz Powell vs. Youngstown State	2010
	100	Lamont Wade vs. Illinois	2020
	100	Nicholas Singleton at Rutgers	2022
8.	98	Thomas Evans vs. Marshall	1930
	98	Gary Hayman at Maryland	1973
	98	Saquon Barkley vs. Indiana	2017

KICK RETURN AVERAGE, CAREER

(Min. 15 returns)

1.	29.6	Larry Joe	1946-48
2.	28.8	Curt Warner	1979-82
3.	28.4	Charlie Pittman	1967-69
4.	27.8	Saquon Barkley	2015-17
5.	26.9	Gary Hayman	1972-73
6.	26.3	Blair Thomas	1985-87, 89
7.	25.7	Roger Kochman	1959-62
8.	25.6	Chaz Powell	2008-11
9.	24.6	Shelly Mitchell	1969-71
10.	24.4	Shelly Hammonds	1990-93
--	23.1	Nicholas Singleton	2022-pres.

SCORING

CAREER SCORING

Points	TD	PAT	FG		
1.	425	1	*183	78	Kevin Kelly 2005-08
2.	342	0	195	49	Jake Pinegar 2018-22
3.	318	53	0	0	Saquon Barkley 2015-17
4.	282	0	132	50	Craig Fayak 1990-93
5.	276	0	141	45	Brett Conway 1993-96
6.	271	0	109	54	Sam Ficken 2011-14
7.	261	0	144	39	Tyler Davis 2015-17
8.	258	0	117	47	Travis Forney 1996-99
9.	246	41	0	0	Lydell Mitchell 1969-71
10.	232	0	115	39	Robbie Gould 2001-04

*2-pt conversion run; **2-pt conversion reception

SEASON SCORING

1.	174	29	0	0	Lydell Mitchell 1971
2.	140	23	**0	0	Larry Johnson 2002
3.	138	23	0	0	Ki-Jana Carter 1994
	138	23	0	0	Saquon Barkley 2017
5.	132	22	0	0	Saquon Barkley 2016
6.	128	0	62	22	Tyler Davis 2016
7.	122	20	**0	0	Curtis Enis 1997
8.	120	0	60	20	Kevin Kelly 2008
9.	119	11	—	—	Pete Mauthe 1909
10.	116	19	*0	0	Richie Anderson 1992
11.	110	1	44	20	Kevin Kelly 2007
12.	107	0	44	21	Travis Forney 1999
13.	102	17	0	0	John Cappelletti 1973
14.	101	0	53	16	Jake Pinegar 2018
15.	100	0	28	24	Sam Ficken 2014

DEFENSE

SEASON TACKLES FOR LOSS

(Since 1975)

1.	29.0	Courtney Brown	1999
2.	24.0	Terry Killens	1995
3.	23.0	Larry Rubin	1979
	23.0	Courtney Brown	1998
	23.0	Michael Haynes	2002
6.	21.5	Maurice Evans	2007
7.	21.0	Tyoka Jackson	1993
8.	20.0	Bruce Clark	1978
	20.0	Todd Atkins	1994
	20.0	LaVar Arrington	1999
	20.0	Aaron Maybin	2008
	20.0	Yetur Gross-Matos	2018
13.	19.5	Carl Nassib	2015
14.	18.0	Willie Smith	1994
	18.0	Todd Atkins	1995
	18.0	Brandon Noble	1996
	18.0	Brad Scioli	1998
	18.0	Justin Kurpekis	2000

SEASON SACKS

(Since 1975)

1.	15.5	Carl Nassib	2015
2.	15.0	Larry Rubin	1978
	15.0	Michael Haynes	2002
4.	13.5	Courtney Brown	1999
5.	12.5	Maurice Evans	2007
6.	12.0	Larry Rubin	1978
	12.0	Aaron Maybin	2008
8.	11.5	Shane Conlan	1983
	11.5	Courtney Brown	1998
10.	11.0	Mark D'Onofrio	1989
	11.0	Terry Killens	1995
	11.0	Tamba Hali	2005

SEASON INTERCEPTIONS

1.	10	Neal Smith	1969
	10	Pete Harris	1978
3.	8	Don Eyer	1952
	8	Jack Sherry	1952
	8	Neal Smith	1968
6.	7	Milt Plum	1956
	7	Dick Gingrich	1965
	7	Darren Perry	1990
	7	Kim Herring	1996
10.	6	11 Times, Last: Ji'Airy Brown	2021

LONGEST INTERCEPTION RETURNS

1.	99*	Michael Mauti at Illinois	2012
2.	98	Wayne Berfield at Boston	1958
3.	91	Mark Robinson at Pittsburgh	1981
4.	90*	Alan Zemaitis at Purdue	2003
5.	87	Ji'Airy Brown at Maryland	2021
6.	85	Tom Silvano vs. Gettysburg	1934
	85	Scott Radecic at West Virginia	1982
8.	83	Yaacov Yisrael at Iowa	2003
9.	82	Coop French at Penn	1929
	82*	Pete Curkendall vs. Maryland	1986

*Non-Scoring Play

CAREER PASSES DEFENDED

PD	PBU	INT		
1.	76	64	12	Derek Bochna 1990-93
2.	60	48	12	Brian Miller 1993-96
3.	52	37	15	Darren Perry 1988-91
4.	51	43	8	Leon Humphries 1988-91
5.	46	34	12	Alan Zemaitis 2002-05
6.	44			



38

GAME 1

PENN STATE VS. WEST VIRGINIA

15



BEAVER STADIUM | NBC | 9/2/23 | 110,747



SCORING SUMMARY

	1	2	3	4	OT	F
WVU	0	7	0	8	-	15
PSU	7	7	7	17	-	38

1st	10:13	PSU	4-94/1:56/7-0
		Lambert-Smith, KeAndre	72 yd pass from Allar, Drew (Sahaydak kick)
2nd	14:14	WVU	9-69/4:17/7-7
		Donaldson, CJ	1 yd rush (Hayes kick)
	9:10	PSU	10-81/4:59/14-7
		Singleton, Nicholas	2 yd rush (Sahaydak kick)
3rd	8:36	PSU	7-56/3:26/21-7
		Lambert-Smith, KeAndre	12 yd pass from Allar, Drew (Felkins kick)
4th	14:57	PSU	9-65/2:57/24-7
		Felkins, Alex	25 yd field goal
	7:32	PSU	5-42/2:54/31-7
		McClain, Malik	25 yd pass from Allar, Drew (Felkins kick)
	3:34	WVU	10-75/3:58/31-15
		Greene, Garrett	1 yd rush (Donaldson pass from Greene)
	0:06	PSU	9-46/3:24/38-15
		Pribula, Beau	5 yd rush (Felkins kick)

TEAM STATS

	WVU	PSU
First Downs	17	27
Rushing Yards	146	146
Passing Yards	162	332
Passing (C-A-Int)	16-27-0	22-30-0
Total Offense	308	478
Plays	67	65
Fumbles (#-Lost)	0-0	0-0
Penalties (#-Yards)	5-55	1-5
Possession Time	31:16	28:44
3rd-Down Conv.	4-14	3-9
Red Zone	2-2	4-5
Touchdowns	2	5
Field goals	0	1

OTHER

Time of Game	3:13
Penn State	1-0, 0-0 Big Ten
West Virginia	0-1, 0-0 Big 12

GAME RECAP

UNIVERSITY PARK, Pa. - No. 7 Penn State defeated West Virginia, 38-15, in front of 110,747 fans, the fourth-largest crowd in Beaver Stadium history and the largest in a home opener. The Nittany Lions outscored the Mountaineers, 24-8, in the second half to pull away for the season-opening victory.

Drew Allar shined in his first game as Penn State's starting quarterback, completing 21 of his 29 pass attempts and finishing with 325 passing yards, three touchdowns and no interceptions. Allar and wide receiver KeAndre Lambert-Smith proved to be a strong connection all night, including a 72-yard touchdown on Penn State's opening possession of the game, the longest pass of Allar's career. Lambert-Smith tallied 123 receiving yards and a career-best two touchdown grabs on four catches.

The Nittany Lions totaled 478 yards of offense (332 passing, 146 rushing) in the well-balanced attack. The dynamic running back duo of Nicholas Singleton and Kaytron Allen combined for 121 yards (70 for Singleton, 51 for Allen). Singleton scored a rushing touchdown in the second quarter, highlighting his solid day on the ground. Malik McClain gained 58 yards and caught a touchdown and Harrison Wallace III added 72 yards on a team-high seven receptions to round out the receiving corps. Quarterback Beau Pribula scored his first collegiate touchdown with a five-yard run in the final seconds of the fourth quarter.

The Penn State defense held West Virginia's offense to just 15 points and 310 total yards, allowing the Mountaineers to convert only four of their 14 third-down attempts. The Nittany Lions made three fourth-down stops during the game and held West Virginia's passing attack to just 167 yards through the air.

Linebackers Dominic DeLuca, Curtis Jacobs and Abdul Carter each recorded one sack apiece. Jacobs accumulated a team-best 10 tackles, while linebacker Kobe King notched five. Zakee Wheatley, Jaylen Reed and Cam Miller made four stops each.

HOW IT HAPPENED

Penn State forced a West Virginia punt on the opening drive of the ball game. The Penn State offense stepped up right away, capping off its first drive of the season with a 72-yard catch-and-run from Allar to Lambert-Smith.

West Virginia got on the board at the 14:14 mark of the second quarter, tying the game, 7-7. The Mountaineers scored on a 1-yard touchdown run by CJ Donaldson. The scoring drive went 69 yards on nine plays.

The Nittany Lions responded immediately, constructing a 10-play, 81-yard touchdown drive to retake a 14-7 advantage. Singleton put the Nittany Lions up on a 2-yard run. The Nittany Lions went into the break up 14-7.

Lambert-Smith hauled in his second touchdown of the ballgame for the first score of the second half. The 12-yard score put Penn State up 21-7 with 8:36 left in the third quarter. The Nittany Lions' scoring drive lasted 3:26 as the offense used seven plays to march 56 yards into the end zone.

The Nittany Lion defense forced a turnover on downs on the next drive and the offense capitalized with a 25-yard field goal by Alex Felkins to extend the lead to 24-7.

Penn State's offense scored two more touchdowns in the final frame to put the game out of reach for the Mountaineers.

The first came on a 25-yard touchdown pass to McClain from Allar.

West Virginia cuts its deficit to 31-15 with 3:34 left in the game as Garrett Greene scored on a 1-yard run and then connected with Donaldson on a successful two-point conversion.

The final score was from Pribula's first career touchdown, a 5-yard quarterback keeper.

Notes

- Penn State improved to 49-9-2 all-time against West Virginia, including wins in five-straight matchups and 33 of the last 35 contests.
- Penn State is now 122-13-1 all-time in home openers and 113-22-2 all-time in season openers.
- Penn State improved to 75-18-2 all-time against the current members of the Big 12.
- Penn State welcomed 110,747 fans to Beaver Stadium, marking the fourth-highest crowd in its history and largest in a home opener.
- Penn State scored on its opening drive on a 72-yard touchdown pass by Drew Allar to KeAndre Lambert-Smith.
- The Nittany Lions scored on their opening drive of the season for the first time since 2020 at Indiana.
- Allar became the first Penn State quarterback to throw for at least 300 yards in a season opener since Christian Hackenberg's 454 passing yards against UCF in 2014.
- Allar was the first Penn State quarterback to throw for at least 300 yards in his first career start since Michael Robinson threw for 379 yards vs. Wisconsin in 2003.
- Allar set career highs for completions (21), attempts (29), passing yards (325) and passing touchdowns (3).
- Allar's 300 passing yards and three passing touchdowns marked the 25th time at Penn State quarterback has done that in a game.
- RB Nicholas Singleton scored on a 2-yard run in the second quarter. It was his 13th career rushing touchdown.
- Lambert-Smith earned his second career 100-yard receiving game. He finished the night with 123 yards and two touchdowns.
- The junior upped his career touchdown receptions of 70+ yards to three, joining his 83-yard touchdown against Villanova in 2021 and his 88-yard touchdown reception against Utah in the 2023 Rose Bowl.
- WR Malik McClain hauled in a 25-yard touchdown reception in the fourth quarter for his sixth career touchdown catch.
- The Nittany Lions stopped West Virginia on three fourth-down conversion attempts.
- LB Curtis Jacobs finished the game with 10 tackles. He recorded double-digit tackles in a game for the third time in his career.
- K Alex Felkins converted a 25-yard field goal in the fourth quarter and also hit two extra-points for his first points as a Nittany Lion.

INDIVIDUAL STATISTICS

RUSHING (ATT-YDS-TD)

West Virginia-Donaldson, CJ 18-81-1; Greene, Garrett 15-71-1; Anderson, Jaylen 5-7; Marchiol, Nicco 1-(-11); TEAM 1-(-2).
Penn State-Singleton, Nicholas 13-70-1; Allen, Kaytron 10-51; Pribula, Beau 3-18-1; Potts, Trey 5-6; Allar, Drew 4-1.

PASSING (CMP-ATT-TD-INT-YDS)

West Virginia-Greene, Garrett 16-27-0-0-162; Marchiol, Nicco 0-0-0-0-0.
Penn State-Allar, Drew 21-29-3-0-325; Pribula, Beau 1-1-0-0-7.

TOP RECEIVERS (REC-YDS-TD)

West Virginia-Carter, Devin 6-90; Taylor, Kole 2-31; Anderson, Jaylen 2-15; Ray, Traylon 2-7; Aaron, Jeremiah 1-8; Fox, Preston 1-7, Donaldson, CJ 1-3; Davis, Treylan 1-1.
Penn State-Wallace III, Harrison 7-72; Lambert-Smith, KeAndre 4-123-2; McClain, Malik 4-58-1; Clifford, Liam 2-25; Cephas, Dante 1-22; Allen, Kaytron 1-15; Warren, Tyler 1-9; Singleton, Nicholas 1-1.

TOP TACKLERS (UA-A-T)

West Virginia-Kpogba, Lee 7-6-13; Bishop Jr., Beaney 5-2-7; Lathan, Trey 3-3-6; Bartlett, Jared 4-1-5; Wilson, Anthony 2-3-5; Wilson-Lamp, Andrew 4-0-4; McLaurin, Hershey 3-0-3; Martin, Sean 3-0-3; Miller, Montre 3-0-3; Ruffin, Malachi 2-1-3.
Penn State-Jacobs, Curtis 7-3-10; King, Kobe 2-3-5; Miller, Cam 4-0-4; Wheatley, Zakee 4-0-4; Reed, Jaylen 3-1-4; Ellies, Dvon 2-2-4; King, Kalen 1-3-4; Ellis, Keaton 3-0-3; Dixon, Johnny 3-0-3; Winston Jr., Kevin 2-1-3; Isaac, Adisa 2-0-2; Robinson, Chop 2-0-2; van den Berg, Jordan 2-0-2.



63

GAME 2
PENN STATE VS. DELAWARE

7



BEAVER STADIUM | PEACOCK | 9/9/23 | 108,575



SCORING SUMMARY

	1	2	3	4	OT	F
DEL	7	0	0	0	-	7
PSU	14	21	21	7	-	63

1st	8:59	PSU	Singleton, Nicholas 2 yd rush (Felkins kick)	13-60/5:50/7-0
	2:16	PSU	Allen, Kaytron 4 yd rush (Felkins kick)	9-37/5:10/14-0
	1:05	DEL	Yarns, Marcus 66 yd rush (Schmoke kick)	3-75/1:11/14-7
2nd	11:50	PSU	Singleton, Nicholas 5 yd rush (Felkins kick)	9-75/4:15/21-7
	4:36	PSU	Singleton, Nicholas 5 yd rush (Felkins kick)	9-73/4:13/28-7
	0:22	PSU	Warren, Tyler 2 yd pass from Allar, Drew (Felkins kick)	6-49/0:52/35-7
3rd	9:48	PSU	Allar, Drew 1 yd rush (Sahaydak kick)	10-74/5:06/42-7
	7:16	PSU	Pribula, Beau 6 yd rush (Felkins kick)	5-31/2:25/49-7
	2:43	PSU	DeLuca, Dominic 26 yd interception return (Felkins kick)	-/-/56-7
4th	7:35	PSU	Evans, Omari 5 yd pass from Pribula, Beau (Felkins kick)	8-71/4:14/63-7

TEAM STATS

	DEL	PSU
First Downs	5	34
Rushing Yards	82	315
Passing Yards	58	226
Passing (C-A-Int)	6-17-1	25-31-0
Total Offense	140	541
Plays	41	91
Fumbles (#-Lost)	2-1	1-0
Penalties (#-Yards)	5-33	7-55
Possession Time	17:38	42:22
3rd-Down Conv.	2-11	8-14
Red Zone	0-0	8-8
Touchdowns	1	9
Field goals	0	0

OTHER

Time of Game		3:23
Penn State	2-0, 0-0 Big Ten	
Delaware	1-1, 0-0 CAA	

GAME RECAP

UNIVERSITY PARK, Pa. - No. 7 Penn State football defeated Delaware, 63-7, on Saturday afternoon in Beaver Stadium. The Nittany Lions racked up 541 total yards and scored eight offensive touchdowns, while holding the Blue Hens to only 140 total yards and one touchdown.

Sophomore quarterback Drew Allar continued his outstanding start to the season, completing 22-of-26 passes for 204 yards and one touchdown. Redshirt freshman quarterback Beau Pribula entered the game in the middle of the 3rd quarter and scored one rushing touchdown and one passing touchdown, his first career throwing score.

Nicholas Singleton and Kaytron Allen combined for 155 rushing yards and four touchdowns leading the Nittany Lion rushing attack that posted 315 yards on the afternoon. Through the air, Tyler Warren and Omari Evans hauled in touchdowns while KeAndre Lambert-Smith led the team with 74 receiving yards.

The Nittany Lions totaled an impressive 541 yards of offense (226 passing, 315 rushing). Penn State scored on its first four drives of the afternoon, putting the pressure on the Blue Hens early and often.

Defensively, the Nittany Lions had an impressive performance, holding the Blue Hens to just seven points and 140 total yards of offense, 66 of which came on one rushing play. The defensive unit held Delaware to just five first downs in the game, tied for the fewest by an opposing offense since 2014.

Linebacker Dominic DeLuca recorded Penn State's first defensive touchdown of the season on the first career interception of his career in the late third quarter. DeLuca returned it all the way to the end zone for a pick-six. The defense also recovered one fumble, forced by Keaton Ellis and recovered by Kevin Winston Jr. Jaylen Reed, Zane Durant, and Zuriyah Fisher each chipped in a sack.

HOW IT HAPPENED

Penn State stopped the Blue Hens on the opening possession of the game and scored on the ensuing drive, going up 7-0 with 8:19 remaining in the first quarter. Singleton punched in the first Nittany Lion touchdown of the day on a 2-yard run.

Reed posted a third-down sack on Delaware's next trip down the field, forcing a punt and giving the Nittany Lion offense excellent field position. Allen found the end zone on a 4-yard rushing touchdown, giving the Nittany Lions a 14-0 lead.

Delaware answered with a 66-yard rushing touchdown by Marcus Yarns, cutting the Penn State lead back to seven.

Singleton scored two more rushing touchdowns in the first half, reaching a career-best three rushing scores in the game. The sophomore's third touchdown put the Nittany Lions up 28-7 with 4:36 remaining in the opening half.

Penn State scored once more before the end of the half when Allar found Warren in the end zone for a 2-yard score with 22 seconds left to play in the second quarter.

The Penn State offense marched down the field and scored on the initial possession of the second half, going up 42-7 with just under 10 minutes remaining in the third quarter. Allar scored his first rushing touchdown of the season on a 1-yard sneak.

On the very next drive, Ellis forced a fumble that was picked up by Winston Jr. for the Nittany Lions' first takeaway of the season. Pribula entered the game and drove the Lions down the field and scored on a 6-yard rushing touchdown.

The Penn State defense followed with its first touchdown of the 2023 campaign on a DeLuca pick-six.

The Nittany Lions scored one more touchdown in the fourth quarter, a 4-yard pass from Pribula to Evans, to go up 63-7.

INDIVIDUAL STATISTICS

RUSHING (ATT-YDS-TD)

Delaware-Yarns, Marcus 6-86-1; Silver, Jo/Nathan 5-15; St. Flauer, Saeed 2-5; Bermudez, JoJo 1-4; Cumbly, Kyron 2-2; Marker, Zach 5-(-13); O'Connor, Ryan 2-(-15); TEAM 1-(-2).

Penn State-Allen, Kaytron 19-103-1; Potts, Trey 7-59; Singleton, Nicholas 12-47-3; Pribula, Beau 8-46-1; Smith, Tank 6-29; Allar, Drew 5-27-1; Holzworth, Tyler 3-4.

PASSING (CMP-ATT-TD-INT-YDS)

Delaware-O'Connor, Ryan 3-10-0-0-21; Marker, Zach 3-7-0-1-37.
Penn State-Allar, Drew 22-26-1-0-204; Pribula, Beau 3-5-1-0-22.

Notes

- In the first all-time meeting, Penn State defeated Delaware.
- Penn State scored on its first four drives: a 2-yard run by RB Nicholas Singleton, a 4-yard run by RB Kaytron Allen, a 5-yard run by Singleton and another 5-yard run by Singleton. The Nittany Lions scored on eight-straight drives, including the final four drives of the West Virginia game.
- The Nittany Lions scored on eight-straight drives for the first time since posting points on eight-straight drives against UMass on September 20, 2014.
- Penn State has recorded at least 30 points in nine-straight games, which is the longest streak in the nation.
- The Nittany Lions scored 35 points in the first half, it's the most points scored by a Penn State team in the opening half since scoring 42 points against Illinois in 2020.
- Penn State tallied 541 total yards, the most since notching 572 against Ohio in 2022. The Nittany Lions have posted 400+ total yards in nine-straight games.
- The Nittany Lions rushed for 315 yards, the most since rushing for 396 vs. Memphis in the 2019 Cotton Bowl.
- The Nittany Lions held the ball for a time of possession of 42:22. Since at least 2007, 42:22 is the longest time Penn State has had in a game. It marked the first time Penn State had over 40 minutes of possession since 2020 at Indiana (40:22).
- During the opening drive of the third quarter, Allen went over the 1,000 career rushing yards mark. He became the 49th Penn State player to reach 1,000 career rushing yards. He now has 1,021 yards.
- The Nittany Lions held Delaware to just 140 total yards, the fewest allowed by Penn State since giving up 134 to Maryland in 2022.
- Penn State held Delaware to just 41 offensive plays, the fewest allowed by the Nittany Lions since holding Minnesota to 40 in a 20-0 win in 2009.
- Penn State held Delaware to 58 yards passing, the fewest allowed by the Nittany Lions since giving up 38 vs. Rutgers in 2021.
- Penn State held Delaware to 82 yards rushing, the fewest since allowing 25 vs. Michigan State in 2022.
- Penn State held Delaware to just five first downs, tying the lowest mark since 2014 and the fewest since Idaho had five in 2019.
- Penn State held Delaware to just six completions the lowest number in a game since giving up five completions at Rutgers in 2018.

TOP RECEIVERS (REC-YDS-TD)

Delaware-Bermudez, JoJo 2-32; Townsend, Jourdan 2-15; Brose, Braden 1-6; Kelly, Ja'Carree 1-5.

Penn State-Lambert-Smith, KeAndre 6-74; Warren, Tyler 6-37-1; Wallace III, Harrison 3-26; Cephas, Dante 2-36; Johnson, Theo 2-14; Clifford, Liam 2-2; Singleton, Nicholas 1-18; Driver, Cristian 1-8; McClain, Malik 1-7; Evans, Omari 1-4-1.

TOP TACKLERS (UA-A-T)

Delaware-Taylor, Jackson 6-4-10; Ware, Nic 4-5-9; Brogna, Dominick 5-2-7; Trainer, Dillon 4-3-7; Herring, Tyron 5-1-6; Arrington, Keeno 3-3-6; Vandamia, Mateo 1-5-6; Hall, Jack 3-2-5; Dawsey, Khalil 4-0-4; Seay, KT 2-2-4; Karika, Nick 2-1-3.

Penn State-Carter, Abdul 3-1-4; Durant, Zane 2-2-4; Reed, Jaylen 2-0-2; Ellis, Keaton 2-0-2; Rojas, Tony 2-0-2; Collins, Audavion 2-0-2; Mack, King 1-1-2; Washington II, Elliot 1-1-2; Tracy, Zion 1-0-1; Robinson, Chop 1-0-1; Miller, Cam 1-0-1; Lyons, Jameal 1-0-1; Fisher, Zuriyah 1-0-1.



30

GAME 3
PENN STATE VS. ILLINOIS

13 I

MEMORIAL STADIUM | FOX | 9/16/23 | 49,099



GAME RECAP

CHAMPAIGN, Ill. - No. 7 Penn State football took down Illinois, 30-13, on Saturday afternoon at Memorial Stadium. The Nittany Lions played complimentary football on both sides of the ball, fueled by five defensive takeaways.

The defense led the way for the Nittany Lions, recording its first five-takeaway game in seven years. Penn State racked up four interceptions- by four different players- and a fumble recovery. Offensively, the Nittany Lions scored 20 points off of the five turnovers. Stout defense held the Illini in check all day, as the opposing rushing attack gained just 62 yards.

Dominic DeLuca also forced the first fumble of his career, the first of the Nittany Lions' five takeaways. Linebacker Abdul Carter, and cornerbacks Johnny Dixon, Daequan Hardy, and Cam Miller each secured interceptions.

On offense, quarterback Drew Allar posted yet another turnover-free outing, going 16-of-33 for 208 yards. Penn State's running backs were involved in all three offensive touchdowns on the afternoon. Kaytron Allen and Nicholas Singleton each recorded rushing scores, while Trey Potts tossed a touchdown pass to tight end Tyler Warren.

Singleton led the Nittany Lion receiving corps with three grabs and a career-best 49 yards through the air, with tight end Warren (3-35-1) and wide receiver Liam Clifford (1-33-0) complimenting his effort.

HOW IT HAPPENED

The Nittany Lions made their first splash play of the day on their second defensive drive as DeLuca forced a fumble that was picked up by Kobe King to give the ball back to the offense at the Illinois 43.

The Nittany Lions took the ball 40 yards on nine plays for a 20-yard field goal for the first score of the game, going up 3-0 with 5:27 to play in the opening quarter.

Penn State's defense forced its second turnover in two possessions with an interception by Carter, the first of his career, and he returned the ball to the Illinois 37. Alex Felkins knocked through a 45-yard field goal to increase the Nittany Lion lead to 6-0 with under two minutes remaining in the opening quarter.

The Nittany Lion defense recorded its third turnover in the first quarter on the Illini's next drive. Hardy picked off an Altmeyer pass at the Penn State 43 and the offense proceeded to use 12 plays to march 57 yards for its first touchdown. Allen punched in the 4-yard score at the 11:04 mark of the second quarter.

Reggie Love III put the Illini on the board with a 5-yard touchdown run with 2:08 left to play in the half. Illinois constructed an 8-play, 68-yard drive for the score to cut the Nittany Lions' advantage to 13-7.

The Nittany Lions tacked on an additional field goal before halftime to go up 16-7 at the break. Allar found Clifford on a 33-yard strike to the Illinois 11 to set up the Felkins 28-yard field goal.

Penn State's defense made its presence felt right away in the second half. On Illinois' first possession, Dixon intercepted Altmeyer at the Penn State 7 and returning his first interception of the season 21 yards to the Nittany Lions' 28.

The Nittany Lions broke through for their second touchdown of the afternoon to go up 23-7 at the 2:14 mark of the third frame. Potts caught a lateral from Allar and tossed an 11-yard touchdown pass to the tight end, Warren, capping off a 7-play, 68-yard scoring drive.

On the ensuing Illinois possession, the Nittany Lions intercepted Altmeyer for the fourth time, this time by Miller. His pick at the Illinois 30 preceded the Nittany Lion offense's third touchdown of the game. Penn State wasted no time, scoring in just over a minute on a Nicholas Singleton 16-yard rushing touchdown. The back-to-back scoring drives saw the Nittany Lions go up 30-7 with 14:24 left to play in the game.

Illinois found the end zone one more time, scoring on a 19-yard reception by Malik Elzy from quarterback John Paddock late in the fourth quarter. A failed two-point conversion left the score at 30-13.

Notes

- Penn State is now 21-6 all-time against Illinois, including 10-4 in road matchups.
- The Nittany Lions are 17-14 all-time in Big Ten openers and 19-12 in Big Ten road openers.
- Since 2014, Penn State is 19-8 against the Big Ten West, including wins in five-straight meetings.
- Penn State started Big Ten play on the road for the eighth-straight season and 13th time in the last 14 years.
- Over the last two seasons, Penn State is 9-0 when recording multiple takeaways in a game.
- Since 2022, Penn State has six games with two or more turnovers gained and no turnovers lost. Penn State is 6-0 in those games.
- Penn State scored 20 points off turnovers, including its first 13 points of the game.
- In the third quarter, RB Trey Potts threw an 11-yard touchdown pass to Tyler Warren. Potts is Penn State's 11th non-quarterback (12 occasions) to throw for a touchdown.
- The Nittany Lions forced turnovers on three-straight possessions (two fumbles, one interception) in the first quarter.
- Penn State forced takeaways on three-straight possession for the first time since 2016 at Indiana (three fumbles).
- Penn State recorded takeaways in the first quarter on a fumble forced by Dominic DeLuca and recovered by Kobe King, an interception by Abdul Carter and an interception by Daequan Hardy.
- The Nittany Lions forced two takeaways in the third quarter on an interception by Johnny Dixon and an interception by Cam Miller.
- Penn State recorded four interceptions in a game for the first time since November 15, 2014 against Temple.
- The Nittany Lions forced five takeaways in a game for the first time since September 16, 2017 against Georgia State (two fumbles, three interceptions).
- DeLuca forced a fumble in the first quarter. It was his first career forced fumble.
- He has forced two takeaways this season (one fumble, one interception).
- K Alex Felkins tied his career high with three field goal makes. He had three field goals in four previous games while at Columbia.
- On his first field goal, Felkins hit the 200-career point mark.
- PR Kaden Saunders had a career-long 19-yard punt return in the second quarter to setup a Penn State scoring drive to close out the first half.

SCORING SUMMARY

	1	2	3	4	OT	F
PSU	6	10	7	7	-	30
ILL	0	7	0	6	-	13

1st	5:27	PSU	9-40/4:10/3-0
		Felkins, Alex 20 yd field goal	
	1:43	PSU	4-(-6)/1:19/6-0
		Felkins, Alex 45 yd field goal	
2nd	11:04	PSU	12-57/5:13/13-0
		Allen, Kaytron 4 yd rush (Felkins kick)	
	2:08	ILL	7-68/4:01/13-7
		Love III, Reggie 5 yd rush (Griffin kick)	
	0:00	PSU	6-48/0:42/16-7
		Felkins, Alex 28 yd field goal	
3rd	2:14	PSU	7-70/2:02/23-7
		Warren, Tyler 11 yd pass from Potts, Trey (Felkins kick)	
4th	14:24	PSU	3-30/1:11/30-7
		Singleton, Nicholas 16 yd rush (Felkins kick)	
	4:21	ILL	8-58/3:02/30-13
		Elzy, Malik 19 yd pass from Paddock, John (Pass failed)	

TEAM STATS

	PSU	ILL
First Downs	20	20
Rushing Yards	164	62
Passing Yards	219	292
Passing (C-A-Int)	17-37-0	25-44-4
Total Offense	383	354
Plays	77	73
Fumbles (#-Lost)	1-0	1-1
Penalties (#-Yards)	7-70	6-47
Possession Time	31:52	28:08
3rd-Down Conv.	7-18	6-15
Red Zone	5-5	2-2
Touchdowns	3	2
Field goals	3	0

OTHER

Time of Game		3:57
Illinois	1-2, 0-1 Big Ten	
Penn State	3-0, 1-0 Big Ten	

INDIVIDUAL STATISTICS

RUSHING (ATT-YDS-TD)

Penn State-Allen, Kaytron 13-54-1; Pribula, Beau 9-47; Singleton, Nicholas 11-37-1; Allar, Drew 6-24; Potts, Trey 1-2.
Illinois-Love III, Reggie 12-55-1; Feagin, Kaden 4-15; Williams, Isaiah 2-8; Altmeyer, Luke 4-6; McCray, Josh 4-(-2); Paddock, John 3-(-20).

PASSING (CMP-ATT-TD-INT-YDS)

Penn State-Allar, Drew 16-33-0-0-208; Pribula, Beau 0-3-0-0-0; Potts, Trey 1-1-1-0-11.
Illinois-Altmeyer, Luke 15-28-0-4-163; Paddock, John 10-16-1-0-129.

TOP RECEIVERS (REC-YDS-TD)

Penn State-Singleton, Nicholas 3-49; Warren, Tyler 3-35-1; Lambert-Smith, KeAndre 3-23; Johnson, Theo 2-32; Saunders, Kaden 2-19; Clifford, Liam 1-33; Cephas, Dante 1-13; Allen, Kaytron 1-9; McClain, Malik 1-6.

Illinois-Williams, Isaiah 5-63; Wilcher, Kenari 3-51; Elzy, Malik 3-28-1; Reiman, Tip 3-23; Beatty, Hank 2-29; Washington, Casey 2-22; Hollins, Ashton 1-30; Bryant, Pat 1-16; Laughery, Aidan 1-12; McCray, Josh 1-5; Moore, Griffin 1-5; Love III, Reggie 1-4; Boyer, Henry 1-4.

TOP TACKLERS (UA-A-T)

Penn State-Wheatley, Zakee 2-4-6; DeLuca, Dominic 1-5-6; King, Kobe 4-0-4; Reed, Jaylen 3-1-4; King, Kalen 3-1-4; Wylie, Keon 2-2-4; Isaac, Adisa 1-3-4; Elsdon, Tyler 3-0-3; Carter, Abdul 2-1-3; Miller, Cam 2-1-3; Winston Jr., Kevin 2-1-3.

Illinois-Bush, Clayton 4-5-9; Rosiek, Dylan 4-5-9; Randolph Jr., Keith 1-7-8; Scott, Xavier 5-2-7; Scott, Miles 4-2-6; Newton, JerZhan 2-4-6; Bailey, Matthew 3-2-5; Jacas, Gabe 3-1-4; Coleman, Seth 2-2-4.



31

GAME 4
PENN STATE VS. IOWA

0



BEAVER STADIUM | CBS | 9/23/23 | 110,830



GAME RECAP

UNIVERSITY PARK, Pa. - No. 7 Penn State Football dominated on both sides of the ball and registered a 31-0 victory against the No. 24/22 Iowa Hawkeyes on Saturday evening in front of the second-largest crowd in Beaver Stadium history.

Penn State's defense stole the show, shutting out an AP Top 25 opponent for the first time since it did so in the 1999 Alamo Bowl against No. 18 Texas A&M. The Blue & White held Iowa to just 76 total yards of offense, split between 50 passing yards and 26 on the ground. Linebackers Abdul Carter and Curtis Jacobs led the way with a trio of tackles apiece, while linebacker Dominic DeLuca, and defensive ends Chop Robinson, Amin Vanover and Dani Dennis-Sutton each forced fumbles on the night. Jacobs became the first Nittany Lion to recover a pair of fumbles in a single game since Mark D'Onofrio did so against Temple on Oct. 5, 1991.

The complementary outing saw PSU out-gain Iowa by a 397-76 yardage tally in addition to a striking 97-33 differential in total plays. The Blue & White did an exemplary job of keeping Iowa's offense off the field, winning the time of possession battle by over 30 minutes. Penn State finished the night 9-for-20 on third down, while Iowa was held to a 1-for-9 conversion rate. Additionally, PSU was able to cash in on all four of their red zone opportunities, while the Nittany Lion defense held Iowa without a red zone chance.

A balanced Penn State rushing attack, led by running back Kaytron Allen, gained 215 yards on the evening, with the Norfolk, Virginia, native responsible for 72 on his own. Quarterback Beau Pribula entered the game in the fourth quarter and finished with 55 yards on the ground while running back Nicholas Singleton tallied 49 yards highlighted by a game-high 19-yard scamper in the third quarter.

The Nittany Lions totaled 182 yards through the air, with quarterback Drew Allar responsible for 166 of those after completing 25 of his 37 passing attempts. Allar finished the night with four touchdown passes and zero interceptions. Wide receiver KeAndre Lambert-Smith hauled in eight receptions for 66 yards and a touchdown, while tight end Theo Johnson snagged six passes for 42 yards. Tight end Tyler Warren recorded a career-high two touchdown grabs and fellow tight end Khalil Dinkins recorded his first receiving touchdown of the 2023 campaign.

The Blue & White welcomed a sellout crowd of 110,830, the second-largest attendance figure in Beaver Stadium history.

HOW IT HAPPENED

On Iowa's second drive, Dennis-Sutton forced a fumble that was picked up by Jacobs at the Nittany Lion 18-yard line.

The Nittany Lion offense got on the board first, thanks to a 46-yard field goal by Alex Felkins. Felkins capped off a 17-play 53-yard scoring drive. Penn State took the 3-0 advantage with 1:35 remaining in the opening frame.

On the Nittany Lions' next drive, the Hawkeyes forced a punt, however Thompson's boot hit an Iowa player on the fly and was recovered by Curtis Jacobs at the Hawkeye 39-yard line, sending the Penn State offense back on the field. Allar tossed a 9-yard touchdown pass to Dinkins, extending the lead to 10-0.

On Penn State's opening drive of the second half, Allar led the Nittany Lions on a 15-play, 75-yard scoring drive. A 2-yard touchdown from Allar to Warren capped off the drive.

The Nittany Lions scored once again on Warren's second touchdown of the game, a 7-yard grab, with 1:01 left in the third quarter.

Penn State's defense went back to work, forcing a fumble on the first play of Iowa's next drive. Robinson got to quarterback Cade McNamara for a strip sack that was picked up by Isaac.

The Nittany Lions took possession at the Iowa 19 yard-line. Allar took the Penn State offense down the field and threw his fourth touchdown pass of the night to increase the Nittany Lion lead to 31-0 on a 4-yard touchdown to Lambert-Smith in the corner of the end zone.

Notes

- The Nittany Lions are 9-6 in full-stadium Penn State White Out games.
- Penn State held its opponent scoreless for the first time since a 30-0 win against Maryland in 2022.
- Penn State recorded a shutout against an AP Top 25 team for the first time since the 1999 Alamo Bowl against No. 18 Texas A&M (24-0).
- Penn State held the ball for 45:27 to Iowa's time of possession of 14:33. In the second half, Penn State held the ball for 24:14 to Iowa's 5:46.
- Penn State had 97 offensive plays to 33 for Iowa. According to TruMediaSports, in the past five seasons, no other FBS team has out-snapped its opponent by 60+ plays.
- Dating back to the Rutgers game in 2022, Penn State has scored in 28-straight quarters, the longest active streak in the nation.
- Penn State has not allowed a first-drive touchdown in the last 18 games, dating back to the Michigan State game in 2021.
- Penn State scored on drives of 17, 10 15 and 12 plays. The last time Penn State had four scoring drives of 10+ plays was against Ohio State in 2021.
- The Nittany Lions held the ball for 13:26 of the third quarter and finished the game with 45:27 of possession.
- QB Drew Allar threw a career-high four touchdown passes.
- Penn State held Iowa to four first downs, the fewest allowed by the Nittany Lions since giving up just two to Eastern Illinois in 2009 and the fewest ever allowed by Penn State in a Big Ten game.
- After allowing Iowa to get one first down on each of its first two possessions in the first quarter, Penn State held Iowa without a first down for the next seven drives.
- Penn State held Iowa to 76 yards of offense, the fewest ever allowed by Penn State in a Big Ten game, and the least since holding Temple to 74 yards in 2006.
- Penn State held Iowa to 20 yards rushing, the fourth-lowest since 2014 and the least rushing yards allowed since holding Purdue to minus-19 in 2019.
- The Nittany Lions held Iowa to 56 passing yards, the seventh-lowest total allowed under James Franklin.
- Penn State held Iowa to just one third-down conversion on nine attempts.
- LB Curtis Jacobs is the first Penn State player to recover two fumbles in a game since Mark D'Onofrio against Temple on October 5, 1991.

SCORING SUMMARY

	1	2	3	4	OT	F
IOWA	0	0	0	0	-	0
PSU	3	7	14	7	-	31

1st	1:35	PSU	17-53/7:28/3-0
		Felkins, Alex 46 yd field goal	
2nd	9:17	PSU	10-39/4:54/10-0
		Dinkins, Khalil 9 yd pass from Allar, Drew (Felkins kick)	
3rd	8:20	PSU	15-75/6:40/17-0
		Warren, Tyler 2 yd pass from Allar, Drew (Felkins kick)	
	1:01	PSU	12-71/5:50/24-0
		Warren, Tyler 7 yd pass from Allar, Drew (Felkins kick)	
4th	12:19	PSU	8-19/3:37/31-0
		Lambert-Smith, KeAndre 3 yd pass from Allar, Drew (Felkins kick)	

TEAM STATS

	IOWA	PSU
First Downs	4	28
Rushing Yards	20	215
Passing Yards	56	182
Passing (C-A-Int)	6-16-0	26-40-0
Total Offense	76	397
Plays	33	97
Fumbles (#-Lost)	6-4	1-0
Penalties (#-Yards)	4-28	4-45
Possession Time	14:33	45:27
3rd-Down Conv.	1-9	9-20
Red Zone	0-0	4-5
Touchdowns	0	4
Field goals	0	1

OTHER

Time of Game		3:04
Penn State	4-0, 1-0 Big Ten	
Iowa	3-1, 1-1 Big Ten	

INDIVIDUAL STATISTICS

RUSHING (ATT-YDS-TD)

Iowa-Moulton, Kamari 6-18; Williams, Leshon 6-9; McNamara, Cade 4-0; Hill, Deacon 1-(-7).

Penn State-Allen, Kaytron 21-72; Pribula, Beau 8-55; Singleton, Nicholas 17-49; Allar, Drew 8-22; Potts, Trey 3-17.

PASSING (CMP-ATT-TD-INT-YDS)

Iowa-McNamara, Cade 5-14-0-0-42; Hill, Deacon 1-2-0-0-14.

Penn State-Allar, Drew 25-37-4-0-166; Pribula, Beau 1-3-0-0-16.

TOP RECEIVERS (REC-YDS-TD)

Iowa-All, Erick 3-35; Vines, Diante 1-14; Ragaini, Nico 1-4; Williams, Leshon 1-3.

Penn State-Lambert-Smith, KeAndre 8-66-1; Johnson, Theo 6-42; Allen, Kaytron 3-8; Clifford, Liam 2-17; Warren, Tyler 2-9-2; Singleton, Nicholas 2-4; Potts, Trey 1-16; Cephas, Dante 1-11; Dinkins, Khalil 1-9-1.

TOP TACKLERS (UA-A-T)

Iowa-Higgins, Jay 10-8-18; Jackson, Nick 8-5-13; Hurkett, Ethan 5-4-9; Fisher, Kyle 5-2-7; Evans, Joe 5-2-7; Black, Yahya 4-3-7; Lee, Logan 1-5-6; DeJean, Cooper 4-1-5; Nwankpa, Xavier 4-1-5; Craig, Deontae 1-4-5; Castro, Sebastian 3-0-3; Graves, Aaron 1-2-3.

Penn State-Jacobs, Curtis 2-1-3; Carter, Abdul 1-2-3; Wheatley, Zakee 2-0-2; DeLuca, Dominic 2-0-2; Reed, Jaylen 1-1-2; Robinson, Chop 1-1-2; Dennis-Sutton, Dani 1-0-1; Dixon, Johnny 1-0-1; King, Kobe 1-0-1; Isaac, Adisa 1-0-1; Winston Jr, Kevin 1-0-1; Izzard, Cozhiah 1-0-1.



41

GAME 5
PENN STATE VS. NORTHWESTERN

13



RYAN FIELD | BTN | 9/30/23 | 25,064



GAME RECAP

EVANSTON, Ill. — No. 6/7 Penn State breezed past Northwestern behind a dominant second half, winning 41-13 at Ryan Field on Saturday.

An outstanding defensive performance once again fueled the complimentary win for the Nittany Lions. Penn State limited Northwestern to just 175 total yards, including just 45 on the ground, compared to its own 353 total yards and 134 rushing yards.

The Nittany Lions posted seven sacks, an interception, and forced two turnovers on downs in the game on defense, putting pressure on Northwestern all afternoon. The unit yielded just three points in the second half and provided outstanding field position for many of the Nittany Lions' scoring opportunities.

Twenty-three Nittany Lions recorded tackles in the game, with Kevin Winston Jr. picking up a team-high five. Zane Durant led the squad with three tackles for loss. Daequan Hardy filled up the stat sheet with two tackles, an interception, a tackle for loss, and a pass breakup.

Offensively, Allar posted yet another turnover-free performance, completing 18-of-33 passes for 189 yards and a touchdown. Beau Pribula stepped in late in the game and completed his only pass for a 30-yard touchdown to Trey Potts. KeAndre Lambert-Smith led the team with 86 receiving yards on four catches while Nicholas Singleton caught a career-high six passes for 39 yards and a touchdown. Singleton led the way on the ground for Penn State, carrying the ball 21 times for 80 yards and another score.

HOW IT HAPPENED

Northwestern scored first on its opening possession of the game, the result of Penn State's first turnover of the season. After the Wildcats gained possession of the ball on Penn State's 15-yard line on a fumbled kickoff return, the Nittany Lion defense pushed them back four yards and forced a 33-yard field goal.

The Nittany Lions bounced back and evened it up at 3-3 with under three minutes to play in the first quarter on a 20-yard field goal by Alex Felkins.

With 5:16 remaining in the first half, the Wildcats were able to tack on a touchdown to take the lead back. Northwestern took 5:16 off the clock on its 10-play scoring drive that culminated in a 1-yard touchdown run by quarterback Ben Bryant.

The Nittany Lions responded immediately, creating their own six-play, 63-yard drive that was capped off by a 13-yard run by Potts. The teams entered the break tied 10-10.

Following a defensive stop on Northwestern's first possession of the second half, Penn State found the end zone once again. On fourth-and-goal from the 1-yard line, Allar was able to push his way into the end zone.

Penn State made it 17 unanswered points with a 47-yard field goal from Felkins, his second of the game, after the Nittany Lion defense forced a turnover on downs.

Another fourth-down stop in Northwestern territory led to Penn State's next score. The Wildcats attempted a fake punt, but fell short of the first down marker, giving the Nittany Lion offense possession of the ball at the 34. Allar tossed a 2-yard touchdown pass to Singleton to complete the scoring drive.

Northwestern was able to chip in a field goal early in the fourth quarter, cutting Penn State's lead down to two scores, at 27-13.

Singleton punched in another Penn State touchdown, this one with just over four minutes left to play in the game. A 13-play, 54-yard drive resulted in Singleton's 1-yard score, giving Penn State a 34-13 lead.

On the ensuing Northwestern drive, Hardy's interception gave the Nittany Lions possession at the Northwestern 30-yard line. It took just one play for Penn State to find the end zone, with Pribula finding Potts on a 30-yard catch-and-run for the tally.

Notes

- Penn State is now 16-5 all-time against Northwestern, including 8-3 in road matchups.
- The Nittany Lions have won nine of the last 11 matchups in the series.
- The Nittany Lions registered 12 tackles for loss. Penn State has a streak of 14-straight games with at least five tackles for loss. It is the second-longest streak in the FBS behind James Madison's 15-game string.
- The Nittany Lions scored seven points off turnovers against Northwestern. Penn State has tallied 58 points off turnovers this season.
- With his ninth touchdown pass of the season, QB Drew Allar became the first PSU quarterback to throw for nine or more touchdowns passes, before throwing an interception, in a season since Mike McQueary in 1997.
- The Ohio native has thrown 158 pass attempts this season without throwing an interception.
- RB Nicholas Singleton earned his first career game with both a rushing and receiving touchdown.
- RB Trey Potts found the endzone on a 13-yard run in the second quarter. It marked his 12th career rushing touchdown and his first in a Penn State uniform.
- Potts hauled in a 30-yard touchdown catch in the fourth quarter. It was his first career receiving touchdown.
- The Nittany Lions limited Northwestern to -10 rushing yards on 16 carries in the first half.
- In the third quarter, Penn State stopped Northwestern on fourth down conversions on back-to-back drives.
- With 12 tackles for loss, Penn State has tallied 10 or more tackles for loss on 30 occasions since 2014.
- Penn State recorded seven sacks. Since 2014, Penn State has collected six or more sacks in a game 16 times.
- DT Zane Durant secured a career-high three tackles for loss.
- Durant is Penn State's first defensive tackle to record three or more tackles for loss against a Big Ten opponent since Curtis Cothran against Wisconsin in 2016.
- Durant is PSU's first defensive tackle to register three or more tackles for loss in a game since Tyrell Chavis against Akron in 2017.
- CB Daequan Hardy picked off a pass in the fourth quarter and returned it 34 yards.
- P Riley Thompson averaged 46.8 yards on four punts, including two punts inside the 20.

SCORING SUMMARY

	1	2	3	4	OT	F
PSU	3	7	17	14	-	41
NW	3	7	0	3	-	13

1st	12:47	NU	4-(-4)/2:06/0-3
		Olsen, Jack 33 yd field goal	
	2:37	PSU	11-53/5:11/3-3
		Felkins, Alex 20 yd field goal	
2nd	5:46	NU	10-59/5:16/3-10
		Bryant, Ben 1 yd rush (Olsen kick)	
	1:16	PSU	6-63/2:15/10-10
		Potts, Trey 13 yd rush (Felkins kick)	
3rd	8:40	PSU	12-68/5:31/17-10
		Allar, Drew 1 yd rush (Felkins kick)	
	6:03	PSU	4-2/1:14/20-10
		Felkins, Alex 47 yd field goal	
	1:24	PSU	7-34/3:39/27-10
		Singleton, Nicholas 2 yd pass from Allar, Drew (Felkins kick)	
4th	12:01	NU	10-65/4:23/27-13
		Olsen, Jack 28 yd field goal	
	4:07	PSU	12-40/5:03/34-13
		Singleton, Nicholas 1 yd rush (Felkins kick)	
	2:20	PSU	1-30/0:06/41-13
		Potts, Trey 30 yd pass from Allar, Drew (Felkins kick)	

TEAM STATS

	PSU	NU
First Downs	19	12
Rushing Yards	134	45
Passing Yards	219	130
Passing (C-A-Int)	19-34-0	16-31-1
Total Offense	353	175
Plays	73	63
Fumbles (#-Lost)	3-1	0-0
Penalties (#-Yards)	6-45	4-18
Possession Time	32:08	27:52
3rd-Down Conv.	8-17	5-16
Red Zone	5-5	3-3
Touchdowns	5	1
Field goals	2	2

OTHER

Time of Game		3:17
Penn State	5-0, 3-0 Big Ten	
Northwestern	2-3, 1-2 Big Ten	

INDIVIDUAL STATISTICS

RUSHING (ATT-YDS-TD)

Penn State- Singleton, Nicholas 21-80-1; Allen, Kaytron 6-27; Potts, Trey 3-21-1; Allar, Drew 8-4-1; Lambert-Smith, KeAndre 1-2.
Northwestern-Sullivan, Brendan 7-25; Porter, Cam 7-18; Arthurs, Jake 2-9; Mangieri, Charlie 1-3; Lausch, Jack 1-(-1); Tyus III, Anthony 3-(-4); Bryant, Ben 11-(-5)-1.

PASSING (CMP-ATT-TD-INT-YDS)

Penn State-Allar, Drew 18-33-1-0-189; Pribula, Beau 1-1-1-0-30.
Northwestern-Bryant, Ben 14-25-0-0-122; Sullivan, Brendan 2-6-0-1-8.

TOP RECEIVERS (REC-YDS-TD)

Penn State-Singleton, Nicholas 6-39-1; Lambert-Smith, KeAndre 4-86; Warren, Tyler 2-25; Cephas, Dante 2-21; Johnson, Theo 2-13; Potts, Trey 1-30-1; Clifford, Liam 1-6; Saunders, Kaden 1-(-1).
Northwestern-Johnson, Cam 6-81; Kirtz, Bryce 3-12; Porter, Cam 2-19; Gordon, Thomas 2-17; Olges, Duke 1-2; Himon II, Joseph 1-1; Henning, A.J. 1-(-2).

TOP TACKLERS (UA-A-T)

Penn State-Winston Jr., Kevin 4-1-5; King, Kobe 4-0-4; Durant, Zane 4-0-4; DeLuca, Dominic 4-0-4; Ellis, Keaton 3-0-3; Jacobs, Curtis 2-1-3; Dennis-Sutton, Dani 2-1-3; Reed, Jaylen 1-2-3; Hardy, Daequan 2-0-2; Tracy, Zion 2-0-2; Dixon, Johnny 2-0-2; King, Kalen 2-0-2; Fisher, Zariah 2-0-2.
Northwestern-Gallagher, Bryce 2-5-7; Hagarty, Richie 2-4-6; Azema, Coco 5-0-5; Turner, Devin 4-1-5; Hollis Jr., Garnett 3-2-5; Mueller, Xander 1-4-5; Spencer, PJ 1-4-5; Adeyi, Ore 3-1-4; Heard II, Rod 3-1-4; Hubbard, Aidan 3-0-3.



63

GAME 6
PENN STATE VS. UMASS

0



BEAVER STADIUM | BTN | 10/14/23 | 105,533



GAME RECAP

UNIVERSITY PARK, Pa. – No. 6/5 Penn State dominated on both sides of the ball and secured a shutout victory over the UMass, 63-0, Saturday afternoon at Beaver Stadium.

Penn State's defensive unit put on a formidable performance, registering seven sacks to secure PSU's 11th-straight game with at least three, the nation's longest streak. Their relentless pressure kept UMass on its back foot throughout the game. In the second half, the Nittany Lion defense limited the Minutemen to zero points and dominated the field position battle, clinching the shutout victory and providing multiple scoring opportunities for the other side of the ball.

Twenty-eight Nittany Lions recorded tackles in the game. Adisa Isaac led the squad with 3.5 tackles for loss, including 2.5 of Penn State's seven sacks. Cam Miller, Chop Robinson, and Dani Dennis-Sutton all contributed to Penn State's sack total.

The offensive highlights included Drew Allar delivering another impressive performance, connecting on 16-of-23 passes, gaining 162 yards and throwing three touchdowns. Beau Pribula made an impact on the rushing front, recording 59 rushing yards and a touchdown.

Theo Johnson emerged as a key player with 66 receiving yards on four receptions for two touchdowns. Daequan Hardy made a significant impact becoming the first player in Penn State history to score two punt return touchdowns in a single game.

Penn State held UMass to just 26 yards in the first half and 109 total yards.

Notes

- Penn State is now 2-0 all-time against UMass.
- The Nittany Lions are 74-24-5 in homecoming games, including wins in 14 of the last 17 contests.
- Penn State has 11-straight wins, each by a 14-point margin of victory. Over the last two seasons, no other FBS team has won by a 14-point margin in more than six-straight games.
- The 11-straight wins by 14+ points are a school record and tied for 22nd all-time in FBS. It marks the most for a Big Ten team since 1904 (Michigan - 13).
- The 63-0 final score marked the largest shutout by Penn State since joining the Big Ten, and the largest shutout win since an 81-0 win vs. Cincinnati in 1991.
- The Nittany Lions recorded their second consecutive home shutout, marking the first time that Penn State has shut out its opponent in consecutive home games since 1981, when they shut out Cincinnati (52-0) and Temple (30-0) sandwiched around a 30-24 win at Nebraska.
- The seven points allowed in the past three home games are the fewest allowed by Penn State in three-straight home games since holding Cincinnati (0), Temple (0), and Boston College (7) to a total of seven points in three-straight home games in 1981.
- Penn State has not given up any points in 11 consecutive quarters at home since allowing a first quarter touchdown to Delaware in the second home game of the season.
- In the first half, Penn State recorded more sack yards (32) than UMass had total yards (26).
- Penn State registered 10 tackles for loss and five sacks in the first half. The Nittany Lions had 10 tackles for loss in the first half for the first time since Indiana in 2022 (13 tackles for loss).
- DE Adisa Isaac recorded a career high with 2.5 sacks and a career-best 3.5 tackles for loss.
- CB Cam Miller registered his first two career sacks, becoming Penn State's first defensive back to record multiple sacks in a game since Derek Bochna had two for the Nittany Lions at West Virginia in 1992.
- PR Daequan Hardy returned a punt 56 yards for a touchdown in the first quarter and added a 68-yard punt return touchdown in the third quarter.
- Since 2000, Hardy is the 25th FBS player to return two punt returns for touchdowns in a game. He is one of two Big Ten players joining Iowa's Kevonte Martin-Manley (vs. Western Michigan, 2013).

SCORING SUMMARY

	1	2	3	4	OT	F
MASS	0	0	0	0	-	0
PSU	7	21	21	14	-	63

1st	4:17	PSU	-1/-7-0
		Hardy, Daequan 56 yd punt return (Felkins kick)	
2nd	12:35	PSU	8-71/3:54/14-0
		Allar, Drew 1 yd rush (Felkins kick)	
	6:20	PSU	7-80/3:30/21-0
		Allen, Kaytron 9 yd rush (Felkins kick)	
	1:01	PSU	7-35/2:37/28-0
		Warren, Tyler 7 yd pass from Allar, Drew (Felkins kick)	
3rd	11:29	PSU	5-51/2:25/35-0
		Johnson, Theo 30 yd pass from Allar, Drew (Felkins kick)	
	5:12	PSU	8-54/2:53/42-0
		Johnson, Theo 18 yd pass from Allar, Drew (Felkins kick)	
	3:57	PSU	-/-/49-0
		Hardy, Daequan 68 yd punt return (Felkins kick)	
4th	13:37	PSU	4-49/1:23/56-0
		Potts, Trey 2 yd rush (Felkins kick)	
	8:28	PSU	5-80/2:17/63-0
		Pribula, Beau 31 yd rush (Felkins kick)	

TEAM STATS

	UMASS	PSU
First Downs	9	28
Rushing Yards	64	246
Passing Yards	45	162
Passing (C-A-Int)	9-23-1	16-23-0
Total Offense	109	408
Plays	62	60
Fumbles (#-Lost)	1-0	2-2
Penalties (#-Yards)	9-81	6-60
Possession Time	32:58	27:02
3rd-Down Conv.	5-18	7-9
Red Zone	0-0	5-5
Touchdowns	0	9
Field goals	0	0

OTHER

Time of Game	3:17
UMass	1-7, Independent
Penn State	6-0, 3-0 Big Ten

HOW IT HAPPENED

On UMass' second possession, the Nittany Lions only allowed the Minutemen to advance three yards before forcing a punt. On the punt, Hardy fielded the ball at the Penn State 44-yard line and scampered 56 yards for the touchdown.

Penn State's next offensive possession resulted in a 1-yard touchdown run by Allar, giving the Nittany Lions a 14-0 lead with 12:35 remaining in the half.

The Nittany Lions scored their second rushing touchdown as Allen crossed the goal line on a 9-yard score at the end of a seven-play, 80-yard drive.

Penn State scored on its third consecutive offensive possession, this time on a 7-yard touchdown reception by Warren, going up 28-0 with just over a minute left to play in the first half.

In the third quarter, the Nittany Lions tacked on their fourth-straight offensive touchdown of the day, a 30-yard dart from Allar to Johnson. Penn State scored once again on the Allar-Johnson connection. With 5:12 remaining in the third quarter, Allar tossed an 18-yard touchdown to Johnson to cap off an eight-play, 54-yard scoring drive. It marked Penn State's fifth-consecutive offensive touchdown and gave the Nittany Lions a 42-0 lead.

Following the ensuing UMass drive, Hardy set a Penn State record by scoring his second punt return touchdown of the game. Hardy broke multiple tackles on his way to the 68-yard score, giving Penn State a 49-0 advantage at the 3:57 mark of the third quarter.

A Keaton Ellis interception led to Penn State's sixth-straight offensive touchdown to put them up 56-0 with 13:37 left in the game. Pribula entered the game at quarterback and led a four-play, 49-yard scoring drive that was highlighted by a 2-yard rushing score by Potts.

Penn State tacked on one last touchdown in the fourth quarter, a 31-yard dash into the end zone by Pribula that put the Nittany Lions up 63-0. The squad held the lead through the final buzzer, securing its second shutout of the season.

INDIVIDUAL STATISTICS

RUSHING (ATT-YDS-TD)

UMass-Adams, Kay/Ron 14-31; Haston, Ahmad 6-29; John, Jalen 9-28; Desrosiers, Gregory 3-16; Phommachanh, Taisun 7-(-40).
Penn State-Singleton, Nicholas 15-79; Allen, Kaytron 9-68-1; Pribula, Beau 6-59-1; Smith, Tank 2-41; Potts, Trey 1-2-1; Allar, Drew 3-1-1; TEAM 1-(-4).

PASSING (CMP-ATT-TD-INT-YDS)

UMass-Phommachanh, Taisun 6-14-0-0-25; Haston, Ahmad 3-9-0-1-20.
Penn State-Allar, Drew 16-23-3-0-162.

TOP RECEIVERS (REC-YDS-TD)

UMass-Simpson, Anthony 3-2; Johnson, George 2-24; Pope, Mark 2-9; Campiotti, Gino 1-10; Adams, Kay/Ron 1-0.
Penn State-Lambert-Smith, KeAndre 6-30; Johnson, Theo 4-66-2; Wallace III, Harrison 3-44; Warren, Tyler 2-14-1; Allen, Kaytron 1-8.

TOP TACKLERS (UA-A-T)

UMass-Logan, Nahji 6-28; Rutherford, Isaiah 5-1-6; Brown, JB 2-4-6; Beckwith, Aaron 1-5-6; Powell, Te'Rai 2-2-4; Roberts, Jerry 1-3-4; Wooden, Billy 0-4-4; Igwenagu, Zukudo 2-1-3; Rudolph, Tyler 2-0-2; Boykin, Noah 2-0-2.
Penn State-Jacobs, Curtis 4-1-5; Ellies, Dvon 3-2-5; Isaac, Adisa 3-1-4; Rojas, Tony 1-3-4; Miller, Cam 3-0-3; Tracy, Zion 3-0-3; Wylie, Keon 2-1-3; DeLuca, Dominic 1-2-3; Carter, Abdul 0-3-3; Izzard, Coziah 0-3-3; Robinson, Chop 2-0-2; Fisher, Zuriah 2-0-2.



12

GAME 7
PENN STATE VS. OHIO STATE

20



OHIO STADIUM | FOX | 10/21/23 | 105,506



GAME RECAP

COLUMBUS, OHIO – No. 7/6 Penn State dropped its Big Ten road contest, 20-12, at No. 3/3 Ohio State in Columbus on Saturday.

Penn State's defense held the Ohio State offense 16 points below its season scoring average, allowing just 20 points compared to the Buckeyes' season average of 36. The Nittany Lions put defensive pressure on the Buckeyes all afternoon, securing a fumble on a muffed punt and also forcing a turnover on downs by Ohio State inside the five-yard line.

Linebackers Abdul Carter and Curtis Jacobs led Penn State with nine tackles apiece. Johnny Dixon (1), Kobe King (0.5), and Adisa Isaac (0.5) each contributed to the Nittany Lions' sack total, with the Nittany Lions also racking up nine tackles for loss in the game.

Offensively, quarterback Drew Allar extended his turnover-free streak, throwing for 191 yards and a touchdown without an interception. KeAndre Lambert-Smith posted a team-leading 52 receiving yards on six catches, while Kaden Saunders hauled in Allar's touchdown pass.

HOW IT HAPPENED

Ohio State got on the board on its first trip down the field. The Buckeyes took a 3-0 lead on a 33-yard field goal at the 10:49 mark of the opening quarter, the result of an 11-play, 57-yard drive.

Penn State answered later in the first quarter, with Alex Felkins knocking through a 40-yard field goal with 2:36 left in the frame to tie the game at three apiece. The Nittany Lions went 39 yards in six plays for the score.

A 5:16 drive for the Buckeyes resulted in the first touchdown of the ballgame at the 7:31 mark of the second quarter. Miyan Williams recorded the game's first touchdown on a 2-yard run to put Ohio State ahead, 10-3.

The Nittany Lions answered with a field goal, a 41-yarder by Felkins. Penn State went 51 yards in seven plays for the score with just over three minutes remaining in the first half. The Nittany Lions entered the halftime break trailing 10-6.

Neither team was able to get anything going in the third quarter, as the defenses led the way into the fourth and final frame. The Nittany Lion defense forced a goal-line fourth down stop and another special teams turnover in the third quarter but were unable to convert.

Ohio State kicked its second field goal of the afternoon at the 8:59 mark of the fourth quarter to increase its lead back to seven points. The Buckeyes took nine plays and 4:40 off the clock to go 71 yards, taking a 13-7 advantage.

The Buckeyes tacked on another touchdown with 4:07 to play, taking a 20-6 advantage on an 18-yard touchdown by Marvin Harrison Jr.

Penn State scored its first touchdown with 29 seconds left in the game, an 8-yard pass from Allar to Saunders that cut the Ohio State lead to 20-12. The Nittany Lions' two-point conversion attempt was stopped.

Notes

- Penn State is now 14-25 all-time against Ohio State.
- The Nittany Lions snapped an 11-game win streak after entering the day tied with Air Force for the fourth-longest active win streak in the FBS.
- The Nittany Lions ended a streak off 11-straight wins, each by a 14-point margin.
- Penn State snapped a 13-game streak of scoring at least 30 points. It was the longest active streak in the nation.
- In Big Ten history, Penn State is one of three teams with a streak of 13 or more games scoring 30 points, joining Penn State (15; 1993-93) and Ohio State (15; 2014-15).
- Dating back to the Rutgers game in 2022, Penn State had scored in 38-straight quarters until being shutout in the third quarter. It was the longest active streak in the nation.
- The Nittany Lions recorded nine tackles for loss. Penn State has a streak of 16-straight games with at least five tackles for loss.
- QB Drew Allar's 42 attempts are a career high. He has thrown 223 pass attempts this season without throwing an interception.
- WR Kaden Saunders hauled in an 8-yard touchdown reception in the fourth quarter. It was Saunders' first career touchdown reception.
- The Nittany Lions stopped Ohio State on a fourth-and-goal late in the third quarter.
- With a first quarter sack by Johnny Dixon, Penn State has 21 players with at least a full tackle for loss and 16 players with at least a full sack this season.
- Penn State has 14 takeaways this season (seven interceptions, seven fumble recoveries) after Tyler Eldson recovered a muffed punt in the third quarter.
- CB Kalen King recorded a career-high 1.5 tackles for loss.
- CB Daequan Hardy tallied a career-high three pass breakups, all in the first quarter.
- DE Adisa Isaac secured two tackles for loss, his sixth career game with multiple tackles for loss.
- CB Johnny Dixon collected a career-high two tackles for loss, including a solo sack in the first quarter.
- LB Abdul Carter notched six tackles in the first half and finished the game with a career-high nine stops.
- P Riley Thompson averaged 43.7 yards on nine punts, including four inside the 20 and two punts of 50+ yards.
- K Alex Felkins hit a 40-yard field goal and a 41-yard kick. He has 16 career makes from 40 or more yards.

SCORING SUMMARY

	1	2	3	4	OT	F
PSU	3	3	0	6	-	12
OSU	3	7	0	10	-	20

1st	10:49	OSU	11-57/3:37/0-3
		Fielding, Jayden 33 yd field goal	
	5:15	PSU	6-39/2:36/3-3
		Felkins, Alex 40 yd field goal	
2nd	7:31	OSU	13-61/5:17/3-10
		Williams, Miyan 2 yd rush (Fielding kick)	
	4:16	PSU	7-51/3:15/6-10
		Felkins, Alex 41 yd field goal	
4th	8:59	OSU	9-71/4:40/6-13
		Fielding, Jayden 37 yd field goal	
	4:07	OSU	6-43/3:10/6-20
		Harrison Jr., Marvin 18 yd pass from McCord, Kyle (Fielding kick)	
	0:29	PSU	12-73/2:12/12-20
		Saunders, Kaden 8 yd pass from Allar, Drew (Pass failed)	

TEAM STATS

	PSU	OSU
First Downs	15	22
Rushing Yards	49	79
Passing Yards	191	286
Passing (C-A-Int)	18-42-0	22-35-0
Total Offense	240	365
Plays	68	76
Fumbles (#-Lost)	0-0	1-1
Penalties (#-Yards)	5-32	6-54
Possession Time	25:36	34:24
3rd-Down Conv.	1-16	6-16
Red Zone	1-1	4-5
Touchdowns	1	2
Field goals	2	2

OTHER

Time of Game	3:37
Penn State	6-1, 3-1 Big Ten
Ohio State	7-0, 4-0 Big Ten

INDIVIDUAL STATISTICS

RUSHING (ATT-YDS-TD)

Penn State-Singleton, Nicholas 9-48; Allen, Kaytron 9-26; Lambert-Smith, KeAndre 1-(-2); Allar, Drew 7-(-23).
Ohio State-Williams, Miyan 24-62-1; Traynum, DeaMonte 9-22; Brown, Devin 2-5; Johnson, Xavier 2-4; McCord, Kyle 2-(-10); TEAM 2-(-4).

PASSING (CMP-ATT-TD-INT-YDS)

Penn State-Allar, Drew 18-42-1-0-191.
Ohio State-McCord, Kyle 22-35-1-0-286.

TOP RECEIVERS (REC-YDS-TD)

Penn State-Lambert-Smith, KeAndre 6-52; Johnson, Theo 2-39; Cephas, Dante 2-28; Saunders, Kaden 2-25-1; Wallace III, Harrison 2-19; Warren, Tyler 1-11; Clifford, Liam 1-7; Singleton, Nicholas 1-6; Allen, Kaytron 1-4.
Ohio State-Harrison Jr., Marvin 11-162-1; Stover, Cade 4-70; Tate, Carnell 3-21; Traynum, DeaMonte 1-19; Fleming, Julian 1-9; Johnson, Xavier 1-6; Williams, Miyan 1-(-1).

TOP TACKLERS (UA-A-T)

Penn State-Jacobs, Curtis 5-4-9; Carter, Abdul 5-4-9; Winston Jr., Kevin 4-3-7; King, Kalen 5-1-6; King, Kobe 5-1-6; Hardy, Daequan 4-2-6; Dixon, Johnny 3-2-5; Reed, Jaylen 3-2-5; Isaac, Adisa 1-3-4; Dennis-Sutton, Dani 2-1-3; Izzard, Coziah 1-2-3; Wheatley, Zakee 1-2-3.
Ohio State-Eichenberg, Tommy 2-6-8; Chambers, Steele 1-5-6; Igbinosun, Davison 5-0-5; Hancock, Jordan 4-1-5; Simon, Cody 3-2-5; Styles, Sonny 3-1-4; Proctor, Josh 3-1-4; Matthews Jr., Jermaine 3-0-3; Sawyer, Jack 1-2-3; Hamilton, Ty 1-2-3.



DREW ALLAR 15

Quarterback | 6-5 | 242
 Sophomore
 Medina, Ohio/Medina
 Major: Division of Undergraduate Studies

CAREER NOTES & RECORDS

Career: *Notable:* Owns five career games with multiple touchdown passes and three games with three or more touchdown passes...Has one career 300-yard game and three 200-yard games...Owns three career games with both a passing touchdown and a rushing touchdown.

Season: *Records Set:* Is the first quarterback in Penn State history to throw for 10 or more touchdowns before throwing an interception in a season. ***Notable:*** Since 2000, is the only Big Ten quarterback who has thrown 13+ touchdowns and no interceptions through the first seven games of a season...Since 2000, is one of seven FBS quarterbacks (8 occasions) to throw 13+ touchdowns and no interceptions through the first seven games of a season...Has thrown 223 pass attempts this season without throwing an interception, the eighth-most to start a season without throwing a pick.

Game: 2023: In the season-opening win over West Virginia (9/2), became the first Penn State quarterback to throw for at least 300 yards in his first career start since Michael Robinson threw for 379 yards vs. Wisconsin in 2003...Was the first Penn State quarterback to throw for at least 300 yards in a season opener since Christian Hackenberg's 454 passing yards against UCF in 2014.

2023 > SOPHOMORE SEASON

Awards: *Midseason:* Named to the Maxwell Award, Davey O'Brien Award and Manning Award watch lists. ***Weekly:*** Named the Big Ten Offensive Player of the Week (West Virginia, 9/2)...Was one of eight Manning Award Stars of the Week (West Virginia, 9/2)...Named to the Davey O'Brien Award Great 8 List (9/23).

Season: Penn State's starting quarterback in all seven games...Has completed 136-of-223 passes (61.0%) for 1,445 yards, 13 touchdowns and zero interceptions...Has 56 rushing yards with three scores...Earned the coaching staff's Offensive Player of the Week twice (West Virginia, 9/2; Delaware, 9/9).

Rankings: Ranks third in the Big Ten in passing touchdowns (13; T-36th nationally), points responsible for (96; 38th) and completions (19.4; 40th), and is fourth in passing efficiency (134.7).

West Virginia (9/2): Set a career-high mark in passing yards (325) while completing 21 passes and throwing three touchdowns...It marked his first career 200-yard and 300-yard passing game...Tossed a 72-yard touchdown pass to KeAndre Lambert-Smith on Penn State's opening drive, which marked the longest completion of his career...Also connected with Lambert-Smith on a 12-yard score in the third quarter...Found Malik McClain for a 25-yard touchdown strike in the fourth quarter. **Delaware (9/9):** Completed 22 passes on 26 attempts for 204 yards and one touchdown...Rushed for 27 yards, matching his career high, to go along with a rushing score...Marked his first career game with both a passing and rushing touchdown...Found Tyler Warren on a 2-yard touchdown pass in the second quarter...Added a 1-yard rushing score in the third quarter. **at Illinois (9/16):** Completed 16 passes for 208 yards, including a long of 33 yards to Liam Clifford...Ran six times for 24 yards with a long rush of eight yards. **Iowa (9/23):** Completed 25-of-37 passes for 166 yards and a career-high four touchdown passes...Set a career high with 25 completions...Added 22 yards rushing...Connected on a 9-yard touchdown pass with Khalil Dinkins in the second quarter...Threw a 2-yard and 7-yard touchdown pass to Warren late in the third quarter...Found Lambert-Smith on a 3-yard touchdown pass in the fourth quarter. **at Northwestern (9/30):** Completed 18-of-33 passes for 189 yards and a touchdown, while adding a rushing score...Connected with Nicholas Singleton on a 2-yard touchdown pass in the third quarter...Scored on a 1-yard run in the third quarter. It was his third career rushing touchdown. **UMass (10/14):** Completed 16-of-23 passes for 162 yards and three touchdowns...Connected on a 7-yard touchdown pass to Tyler Warren in the second quarter...Threw a 30-yard touchdown pass to Theo Johnson in the third quarter...Tossed an 18-yard score to Johnson later in the quarter...Added a 1-yard rushing touchdown in the second quarter. **at Ohio State (10/21):** Completed 18 passes for 191 yards and a touchdown...In the fourth quarter, connected with Kaden Saunders for an 8-yard touchdown.

ALLAR'S CAREER PASSING STATISTICS

	C-A	Yds.	%	TD-INT	YPG	LG
2022	35-60	344	58.3	4-0	34.4	32
2023	136-223	1,445	61.0	13-0	209.0	72
Career	171-283	1,789	60.4	17-0	105.2	72

ALLAR'S CAREER OFFENSIVE STATISTICS

	Att.-Yds.	Avg.	TD	LG	Rec.-Yds.	Avg.	TD	LG
2022	18-52	2.9	1	19	-	-	-	-
2023	41-56	1.4	3	13	-	-	-	-
Career	59-108	1.8	4	19	-	-	-	-

ALLAR'S CAREER HIGHS

Pass Completions..... 25; Iowa, 9/23/23
Pass Attempts 42; Ohio State, 10/21/23
Passing Yards..... 325; West Virginia, 9/2/23
Passing Touchdowns 4; Iowa, 9/23/23
Long Pass 72; West Virginia, 9/2/23
Rushing Attempts 8; Twice: Last at Northwestern, 9/30/23
Rushing Yards..... 27; Twice: Last Delaware, 9/9/23
Rushing Touchdowns 1; Four Times: Last UMass, 10/14/23
Longest Rush..... 19; at Rutgers, 11/19/22



KAYTRON ALLEN 13

Running Back | 5-11 | 222
 Sophomore
 Norfolk, Va./IMG Academy (Fla.)
 Major: Division of Undergraduate Studies

CAREER NOTES & RECORDS

Career: *Notable:* Has 1,268 career rushing yards, good for 36th in school history...Owns three career 100-yard rushing games...Has two career games with multiple rushing touchdowns.

Season: *Records Set:* Allen (867) and Nicholas Singleton (1,061) became the first true freshman teammates in Big Ten history each with 700 or more rushing yards in a single season. **2022:** Finished with 10 rushing touchdowns, good for second, to Singleton (12), for most rushing touchdowns by a freshman in program history...The 867 rushing yards were the fourth-most by a Penn State freshman in a single season...Allen and Singleton became the only Penn State duo to each rush for 850+ yards in a season and one of three 800+ rushing yard duos: 2022 (Singleton, 1,061; Allen, 867), 2013 (Zach Zwinak, 989; Bill Belton, 803), 2005 (Tony Hunt, 1,047; Michael Robinson, 806).

Game: 2022: In the win at Indiana (11/5), became the first Penn State freshman with three rushing touchdowns in a game since Austin Scott against Kent State in 2003...His three rushing scores against the Hoosiers were the most by a Nittany Lion since Journey Brown's three scores against Rutgers in 2019... Allen and Nicholas Singleton each scored two touchdowns against Auburn, becoming the only Penn State freshmen to both score two rushing touchdowns in a game since at least 2000.

2023 > SOPHOMORE SEASON

Awards: *Preseason:* Named to the Doak Walker Award watch list.

Season: Has appeared in seven games, making three starts...Owns 87 carries for 401 yards (4.6) with three touchdowns...Has seven receptions for 44 yards.

West Virginia (9/2): Ran the ball 10 times for 51 yards with a long rush of nine yards...Added a 15-yard reception. **Delaware (9/9):** Posted 103 yards on 19 carries with a touchdown and a long rush of 17 yards...Scored on a 4-yard run in the first quarter. **at Illinois (9/16):** Posted 13 carries for a team-high 54 yards and a touchdown...Added 1 grab for nine yards...Scored on a 4-yard rushing touchdown in the second quarter. **Iowa (9/23):** Logged 72 yards on 21 carries...Matched his career high in receptions with three. **at Northwestern (9/30):** Posted six carries for 27 yards. **UMass (10/14):** Ran for 68 yards on nine carries with a long rush of 18 yards and a touchdown...Scored on a 9-yard run in the second quarter...Added an 8-yard reception. **at Ohio State (10/21):** Posted 26 rushing yards and a 4-yard reception.

ALLEN'S CAREER STATISTICS

	Att.-Yds.	Avg.	TD	LG	Rec.-Yds.	Avg.	TD	LG
2022	167-867	5.2	10	59	20-188	9.4	1	45
2023	87-401	4.6	3	18	7-44	6.3	-	15
Career	254-1,268	5.0	13	59	27-232	8.6	1	45

▶ ALLEN'S CAREER HIGHS

Rushing Attempts21; Three Times: Last Iowa, 9/23/23
 Rushing Yards117; at Rutgers, 11/19/22
 Rushing Touchdowns3; at Indiana, 11/5/22
 Longest Rush59; at Rutgers, 11/19/22
 Receptions3; Four Times: Last Iowa, 9/23/23
 Receiving Yards72; at Indiana, 11/5/22
 Receiving Touchdowns1; Ohio State, 10/29/22
 Longest Reception45; at Indiana, 11/5/22



TY BLANDING 39

Defensive Tackle | 6-1 | 276
 Freshman
 Bronx, N.Y./Christ the King
 Major: Division of Undergraduate Studies

▶ 2023 ▶ TRUE FRESHMAN SEASON

Has appeared in one game.



KALEB ARTIS 58

Defensive Tackle | 6-4 | 319
 Redshirt Freshman
 Westbury, N.Y./St. Francis Prep
 Major: Division of Undergraduate Studies

▶ 2023 ▶ REDSHIRT FRESHMAN SEASON

Season: Has appeared in all seven games, primarily on special teams...Owns two tackles and a quarterback hurry.

UMass (10/14): Assisted on two tackles, the first two tackles of his career, to go along with a quarterback hurry.

ARTIS' CAREER STATISTICS

	UT-AT	TT	FF	FR	I	PBU	SACK	TFL
2023	0-2	2	-	-	-	-	-	-
Career	0-2	2	-	-	-	-	-	-

▶ ARTIS' CAREER HIGHS

Tackles2; UMass, 10/14/23



HAKEEM BEAMON 51

Defensive Tackle | 6-3 | 290
 Redshirt Senior
 Midlothian, Va./Manchester
 Major: Rehabilitation and Human Services

▶ 2023 ▶ REDSHIRT SENIOR SEASON

Awards: Preseason: Named to Reese's Senior Bowl watch list.

Season: Has appeared in seven games, making six starts...Owns four tackles.

West Virginia (9/2): Assisted on a tackle. **Delaware (9/9):** Recorded an assisted tackle and added a quarterback hurry. **Illinois (9/16):** Posted a solo tackle. **Ohio State (10/21):** Assisted on a tackle.

BEAMON'S CAREER STATISTICS

	UT-AT	TT	FF	FR	I	PBU	SACK	TFL
2019	1-1	2	-	-	-	-	-	-
2020	4-3	7	-	-	-	-	-	1.5-2
2021	-	-	-	-	-	-	-	-
2022	8-8	16	-	-	-	4	-	6.0-16
2023	1-3	4	-	-	-	-	-	-
Career	14-15	29	-	-	-	4	-	7.5-18

▶ BEAMON'S CAREER HIGHS

Tackles3; Twice: Last Michigan State, 11/26/22
 Tackles for Loss1.5; at Rutgers, 11/19/22
 Pass Breakups2; Northwestern, 10/1/22



ABDUL CARTER 11

Linebacker | 6-3 | 249
 Sophomore
 Philadelphia, Pa./La Salle College High School
 Major: Division of Undergraduate Studies

▶ CAREER NOTES & RECORDS

Season: 2022: Joined Deion Barnes (10 TFL, 6 sacks; 2012) as the only Penn State freshmen to record 10-plus tackles for loss and 6-plus sacks in a season...Was one of eight linebackers (10 instances) to put up 10-plus tackles for loss and 6-plus sacks in a season at Penn State...Became the first PSU linebacker since Dan Connor (15 TFL, 6.5 sacks; 2007) to reach the milestone.

▶ 2023 ▶ SOPHOMORE SEASON

Awards: Preseason: Named to the Bednarik Award, Butkus Award, Lombardi Award, Lott IMPACT Trophy and Nagurski Award watch lists...Earned PFF All-American honorable mention recognition.

Season: Has started all seven games...Owns 23 tackles (12 solo), two tackles for loss, one sack, an interception and a pair of pass breakups.

West Virginia (9/2): Recorded a sack to force a turnover on downs in the fourth quarter...Added a quarterback hurry. **Delaware (9/9):** Made four tackles (3 solo) and added a quarterback hurry. **Illinois (9/16):** Intercepted a pass in the first quarter and returned it 18 yards, the first pick of his career...Added a pair of tackles. **Iowa (9/23):** Made three tackles. **Northwestern (9/30):** Broke up a pass and made a solo stop...Added a quarterback hurry. **UMass (10/14):** Posted three tackles, including a tackle for loss. **Ohio State (10/21):** Posted a career-high nine tackles (5 solo)...Added a pass breakup.

CARTER'S CAREER STATISTICS

	UT-AT	TT	FF	FR	I	PBU	SACK	TFL
2022	36-20	56	2	-	-	4	6.5-59	10.5-64
2023	12-11	23	-	-	1	2	1.0-11	2.0-14
Career	48-31	79	2	-	1	6	7.5-70	12.5-78

▶ CARTER'S CAREER HIGHS

Tackles9; at Ohio State, 10/21/23
 Tackles for Loss3; Michigan State, 11/26/22
 Sacks2; Michigan State, 11/26/22
 Forced Fumbles1; Twice: Last Maryland, 11/12/22
 Interceptions1; at Illinois, 9/16/23
 Long Interception Return18; at Illinois, 9/16/23
 Pass Breakups1; Six Times: Last at Ohio State, 10/21/23



DANTE CEPHAS 3

Wide Receiver | 6-0 | 193
Redshirt Senior
Pittsburgh, Pa./Penn Hills/Kent State
Major: Telecommunications

► 2023 ► REDSHIRT SENIOR SEASON

Awards: Preseason: Named to the Biletnikoff Award and Reese's Senior Bowl watch lists.

Season: Has appeared in seven games, making two starts...Owns nine grabs for 131 yards.

West Virginia (9/2): Made a 22-yard reception in the third quarter. **Delaware (9/9):** Posted two catches for 36 yards...Made a long grab of 26 yards. **at Illinois (9/16):** Recorded a 13-yard reception. **Iowa (9/23):** Made an 11-yard reception. **at Northwestern (9/30):** Hauled in two receptions for 21 yards, including a long reception of 15 yards on a fourth down conversion early in the game. **at Ohio State (10/21):** Recorded two catches for 28 yards, including a long grab of 19 yards.

CEPHAS' CAREER STATISTICS

	Att.-Yds.	Avg.	TD	LG	Rec.-Yds.	Avg.	TD	LG
2019*	-	-	-	-	4-19	4.8	-	8
2020*	1-6	6.0	-	6	11-136	12.4	-	50
2021*	-	-	-	-	82-1240	15.1	9	80
2022*	2-12	6.0	-	8	48-744	15.5	3	54
2023	-	-	-	-	9-131	14.6	-	26
Career	3-18	6.0	-	8	154-2,270	14.7	12	80

► CEPHAS' CAREER HIGHS

Receptions 13; Twice: Last Ohio, 10/1/22*
Receiving Yards 246; Ohio, 10/1/22*
Receiving Touchdowns 3; Buffalo, 10/9/21*
Longest Reception 80; vs. Wyoming, 12/21/21*
Rushing Attempts 1; Three Times: Last at Miami (Ohio), 10/8/22*
Rushing Yards 8; at Miami (Ohio), 10/8/22*
Longest Rush 8; at Miami (Ohio), 10/8/22*

* at Kent State(2019-22).



LIAM CLIFFORD 2

Wide Receiver | 6-1 | 201
Redshirt Sophomore
Maineville, Ohio/St. Xavier
Major: Advertising and Public Relations

► 2023 ► REDSHIRT SOPHOMORE SEASON

Season: Has appeared in seven games, making one start...Owns nine receptions for 90 yards.

West Virginia (9/2): Made two grabs for 25 yards, including a long reception of 17 yards. **Delaware (9/9):** Made his first career start...Made two catches. **at Illinois (9/16):** Hauled in a career-long 33-yard reception towards the end of the first half, setting up a field goal. **Iowa (9/23):** Caught two passes for 17 yards. **at Northwestern (9/30):** Made a 6-yard catch. **at Ohio State (10/21):** Hauled in a 7-yard reception.

CLIFFORD'S CAREER STATISTICS

	Att.-Yds.	Avg.	TD	LG	Rec.-Yds.	Avg.	TD	LG
2022	-	-	-	-	8-89	11.1	-	20
2023	-	-	-	-	9-90	10.0	-	33
Career	-	-	-	-	17-179	10.5	-	33

► CLIFFORD'S CAREER HIGHS

Receptions 3; at Indiana, 11/5/22
Receiving Yards 31; at Indiana, 11/5/22
Longest Reception 33; at Illinois, 9/23/23



AUDAVION COLLINS 29

Cornerback | 5-11 | 170
Redshirt Freshman
Covington, Ga./Newton/Mississippi State
Major: Division of Undergraduate Studies

► 2023 ► REDSHIRT FRESHMAN SEASON

Season: Has appeared in three games, primarily on special teams.

Delaware (9/9): Posted the first two tackles of his career, including a tackle for loss...Added a quarterback hurry. **UMass (10/14):** Posted a solo tackle on special teams.

COLLINS' CAREER STATISTICS

	UT-AT	TT	FF	FR	I	PBU	SACK	TFL
2023	3-0	3	-	-	-	-	-	1.0-1
Career	3-0	3	-	-	-	-	-	1.0-1

► COLLINS' CAREER HIGHS

Tackles 2; Delaware, 9/9/23
Tackles for Loss 1.0; Delaware, 9/9/23



JERRY CROSS 88

Tight End | 6-5 | 257
Redshirt Freshman
Milwaukee, Wis./Rufus King
Major: Division of Undergraduate Studies

► 2023 ► REDSHIRT FRESHMAN SEASON

Has appeared in four games.



NICK DAWKINS 53

Offensive Line | 6-4 | 315
Redshirt Junior
Allentown, Pa./Parkland
Major: Recreation, Park and Tourism Management

► 2023 ► REDSHIRT JUNIOR SEASON

Season: Has appeared in all seven games on offense and special teams.

Delaware (9/9): Saw significant time at center...Penn State tallied 541 total yards on offense, including 315 yards on the ground...The Nittany Lions ran 91 offensive plays and held the ball for a time of possession of 42:22...Kaytron Allen rushed for 103 yards on 19 carries and touchdown, while Nicholas Singleton scored three touchdowns on the ground. **UMass (10/14):** Played both center and guard...The Nittany Lions rushed for 246 yards and finished with 408 yards of offense in the 63-0 win...Drew Allar accounted for four total touchdowns, including three passing.



DOMINIC DELUCA 0

Linebacker | 6-1 | 218
Redshirt Sophomore
West Pittston, Pa./Wyoming Area
Major: Agribusiness Management

► CAREER NOTES & RECORDS

Career: Notable: Owns two career blocked punts (UMass, 10/14/23; Minnesota, 10/22/22)

► 2023 ► REDSHIRT SOPHOMORE SEASON

Season: Has appeared in seven games on defense and special teams...Has a hand in two takeaways (one fumble, one interception) to go along with 18 tackles (10 solo), three tackles for loss, one sack, two forced fumbles, three pass breakups and a blocked punt...Named a team captain at the conclusion of spring practice...Awarded No. 0 jersey as Penn State's special teams leader, continuing a new Penn State tradition...Named the coaching staff's Defensive Player of the Game (Delaware, 9/9) and Special Teams Player of the Game (Iowa, 9/23).

Rankings: Ranks tied for second in the Big Ten and tied for 15th nationally in forced fumbles (2).

West Virginia (9/2): Recorded a solo sack in the second quarter. **Delaware (9/9):** Picked off a pass, the first of his career, in the third quarter and returned it 26 yards for a touchdown. **at Illinois (9/16):** Forced a fumble in the first quarter, the first of his career, which was recovered by Kobe King...Was credited with a tackle for loss on the forced fumble...Posted a career-high six tackles. **Iowa (9/23):** Made two solo tackles, including a tackle for loss, to go along with a forced fumble and a pass breakup. **at Northwestern (9/30):** Posted four solo tackles. **UMass (10/14):** Blocked a punt in the second quarter, the second of his career...Finished with three tackles and a pass breakup. **at Ohio State (10/21):** Posted two tackles.

DELUCA'S CAREER STATISTICS

	UT-AT	TT	FF	FR	I	PBU	SACK	TFL
2021	-	-	-	-	-	-	-	-
2022	18-11	29	-	-	-	1	1.0-3	2.0-6
2023	10-8	18	2	-	1	3	1.0-5	3.0-9
Career	28-19	47	2	-	1	4	2.0-8	5.0-15

► **DELUCA'S CAREER HIGHS**

Tackles.....6; at Illinois, 9/16/23
Tackles for Loss.....1.5; at Rutgers, 11/19/22
Sacks.....1; Twice: Last West Virginia, 9/2/23
Forced Fumbles.....1; Twice: Last Iowa, 9/23/23
Interceptions.....1; Delaware, 9/9/23
Long Interception Return.....23; Delaware, 9/9/23
Pass Breakups.....1; Twice: Last UMass, 10/14/23
Blocked Kicks.....1; Twice: Last UMass, 10/14/23



DANI DENNIS-SUTTON 33

Defensive End | 6-5 | 261
 Sophomore
 Millsboro, Del./McDonogh School (Md.)
 Major: Division of Undergraduate Studies

► 2023 ► SOPHOMORE SEASON

Season: Has appeared in seven games...Owns 11 tackles (6 solo), three tackles for loss, 1.5 sacks, a forced fumble, two quarterback hurries and a pass breakup.

Delaware (9/9): Recorded a half-tackle for loss and a quarterback hurry. **at Illinois (9/16):** Posted two tackles and assisted on a tackle for loss. **Iowa (9/23):** Forced a fumble in the first quarter, the first of his career, which was recovered by Curtis Jacobs...Added a pass breakup and a quarterback hurry. **at Northwestern (9/30):** Posted a solo sack in the second quarter...Also assisted on a tackle for loss early in the second quarter. **at UMass (10/14):** Combined with Adisa Isaac on a sack in the first quarter. **at Ohio State (10/21):** Made three tackles (2 solo).

DENNIS-SUTTON'S CAREER STATISTICS

	UT-AT	TT	FF	FR	I	PBU	SACK	TFL
2022	11-6	17	-	-	1	1	3.0-21	3.5-22
2023	6-5	11	1	-	-	1	1.5-10	3.0-11
Career	17-11	28	1	-	1	2	4.5-31	6.5-33

► **DENNIS-SUTTON'S CAREER HIGHS**

Tackles.....3; Three Times: Last at Ohio State, 10/21/23
Tackles for Loss.....2; Central Michigan, 9/24/22
Sacks.....2; Central Michigan, 9/24/22
Forced Fumbles.....1; Iowa, 9/23/22
Interceptions.....1; at Indiana, 11/5/22
Long Interception Return.....20; at Indiana, 11/5/22
Pass Breakups.....1; Twice: Last Iowa, 9/23/23



KHALIL DINKINS 16

Tight End | 6-4 | 245
 Redshirt Sophomore
 Wexford, Pa./North Allegheny
 Major: Division of Undergraduate Studies

► 2023 ► REDSHIRT SOPHOMORE SEASON

Season: Has appeared in six games on offense and special teams.

Iowa (9/23): Recorded a 9-yard touchdown reception from Drew Allar in the second quarter.

DINKINS' CAREER STATISTICS

	Att.-Yds.	Avg.	TD	LG	Rec.-Yds.	Avg.	TD	LG
2022	-	-	-	-	4-53	13.3	1	28
2023	-	-	-	-	1-9	9.0	1	9
Career	-	-	-	-	5-62	12.4	2	28

► **DINKINS' CAREER HIGHS**

Receptions.....1; Five Times: Last Iowa, 9/23/23
Receiving Yards.....28; Ohio, 9/10/22
Receiving Touchdowns.....1; Twice: Last Iowa, 9/23/23
Longest Reception.....28; Ohio, 9/10/22



KOLIN DINKINS 31

Cornerback | 6-2 | 194
 Redshirt Freshman
 Wexford, Pa./North Allegheny
 Major: Division of Undergraduate Studies

► 2023 ► REDSHIRT FRESHMAN SEASON

Season: Has appeared in six games on special teams.

West Virginia (9/2): Posted a solo tackle.

DINKINS' CAREER STATISTICS

	UT-AT	TT	FF	FR	I	PBU	SACK	TFL
2023	1-0	1	-	-	-	-	-	-
Career	1-0	1	-	-	-	-	-	-

► **DINKINS' CAREER HIGHS**

Tackles.....1; West Virginia, 9/2/23



JOHNNY DIXON 3

Cornerback | 6-0 | 196
Senior
Tampa, Fla./Chamberlain/South Carolina
Major: Recreation, Park and Tourism Management

► 2023 ► SENIOR SEASON

Awards: Named to the Reese's Senior Bowl watch list.
Season: Has started all seven games at cornerback...Owns 13 tackles (11 solo) to go along with an interception, three pass breakups, two tackles for loss and a sack.
West Virginia (9/2): Posted three solo tackles and added two pass breakups. **at Illinois (9/16):** Intercepted a pass in the third quarter and returned it 21 yards...It marked the longest interception return of his career...Added two solo tackles. **Iowa (9/23):** Made a solo stop. **at Northwestern (9/30):** Posted two solo tackles. **at Ohio State (10/21):** Collected a career-high two tackles for loss and recorded a solo sack in the first quarter...Also tied his career high with five tackles (3 solo)...Added a pass breakup.

DIXON'S CAREER STATISTICS

	UT-AT	TT	FF	FR	I	PBU	SACK	TFL
2019*	2-1	3	-	-	1	-	-	1-2
2020*	28-6	34	-	1	-	5	-	-
2021	8-2	10	-	-	-	2	-	0.5-0
2022	17-6	23	1	-	2	10	3.0-20	4.5-24
2023	11-2	13	-	-	1	3	1.0-5	2.0-8
Career	66-17	83	1	1	4	20	4.0-25	8.0-34

► DIXON'S CAREER HIGHS

Tackles.....5; Four Times: Last at Ohio State, 10/21/23
Tackles for Loss.....2; at Ohio State, 10/21/23
Sacks.....1; Four Times: Last at Ohio State, 10/21/23
Forced Fumbles.....1; Ohio State, 10/29/22
Fumble Recoveries.....1; at Ole Miss, 11/14/20*
Interceptions.....1; Three Times: Last at Rutgers, 11/19/22
Long Interception Return.....21; at Illinois, 9/16/23
Pass Breakups.....3; Central Michigan, 9/24/22

* at South Carolina (2019-20).



ANTHONY DONKOH 68

Offensive Line | 6-5 | 335
Freshman
Aldie, Va./Lightridge
Major: Division of Undergraduate Studies

► 2023 ► TRUE FRESHMAN SOPHOMORE SEASON

Season: Has appeared in two games.
Delaware (9/9): Saw his first career action on the offensive line.



CRISTIAN DRIVER 80

Wide Receiver | 5-11 | 188
Redshirt Freshman
Flower Mound, Texas/Liberty Christian
Major: Division of Undergraduate Studies

► 2023 ► REDSHIRT FRESHMAN SEASON

Season: Has appeared in four games on offense and special teams...Has recorded two special teams tackles.
Delaware (9/9): Made his first career reception for 8 yards. **at Northwestern (9/30):** Made a special teams tackle. **UMass (10/14):** Posted a tackle on special teams.

DRIVER'S CAREER STATISTICS

	Att.-Yds.	Avg.	TD	LG	Rec.-Yds.	Avg.	TD	LG
2023	-	-	-	-	1-8	8.0	-	8
Career	-	-	-	-	1-8	8.0	-	8

► DRIVER'S CAREER HIGHS

Receptions.....1; Delaware, 9/9/23
Receiving Yards.....8; Delaware, 9/9/23
Longest Reception.....8; Delaware, 9/9/23



ZANE DURANT 28

Defensive Tackle | 6-1 | 285
Sophomore
Lake Nona, Fla./Lake Nona
Major: Division of Undergraduate Studies

► CAREER NOTES & RECORDS

Game: 2023: Posted three tackles for loss at Northwestern (9/30), Penn State's first defensive tackle to record three or more tackles for loss against a Big Ten opponent since Curtis Cothran against Wisconsin in 2016...Became PSU's first defensive tackle to register three or more tackles for loss in a game since Tyrell Chavis against Akron in 2017.

► 2023 ► SOPHOMORE SEASON

Season: Has appeared in seven games, making six starts...Owns 13 tackles (10 solo) to go along with 5.5 tackles for loss and two sacks...Named the coaching staff's Defensive Player of the Game (Northwestern, 9/30).
West Virginia (9/2): Made first career start...Recorded two tackles. **Delaware (9/9):** Made a career-high four tackles (2 solo)...Posted a sack and 1.5 tackles for loss. **at Illinois (9/16):** Recorded a solo stop. **at Northwestern (9/30):** Secured a career-high three tackles for loss to go along with a sack...Matched his career best in tackles with four...Solo sack came in the fourth quarter. **at Ohio State (10/21):** Posted two solo stops, including a tackle for loss in the fourth quarter.

DURANT'S CAREER STATISTICS

	UT-AT	TT	FF	FR	I	PBU	SACK	TFL
2022	1-4	5	-	-	-	-	1.0-8	1.0-8
2023	10-3	13	-	-	-	-	2.0-17	5.5-28
Career	11-7	18	-	-	-	-	3.0-25	6.5-36

► DURANT'S CAREER HIGHS

Tackles.....4; Twice: Last at Northwestern, 9/30/23
Tackles for Loss.....3.0; at Northwestern, 9/30/23
Sacks.....1; Three Times: Last at Northwestern, 9/30/23



TYLER DUZANSKY 48

Long Snapper | 6-4 | 215
 Redshirt Sophomore
 Glen Ellyn, Ill./St. Francis Prep
 Major: Supply Chain and Information Systems

► 2023 ► REDSHIRT SOPHOMORE SEASON

Season: Has appeared in seven games as the team's primary long snapper...Owns a special teams tackle.

West Virginia (9/2): Made first career start at long snapper. **Delaware (9/9):** Assisted placekicker Alex Felkins in going 8-for-8 on extra point attempts...Punter Riley Thompson hit a 47-yard punt to the Delaware 7 in the second quarter. **at Illinois (9/16):** Helped Felkins convert on three field goals, including a long of 45 yards...Thompson landed a pair of punts inside the Illinois 20. **Iowa (9/23):** Helped Felkins hit a 46-yard field goal in the first quarter and all four extra-point attempts. **at Northwestern (9/30):** Snapped for Thompson, who averaged 46.8 yards on four punts while knocking two inside the 20...Felkins connected on two field goals, one from 47 yards and another from 20 yards. **UMass (10/14):** Thompson booted a 47-yard punt to the UMass 10, his lone punt of the game...Penn State converted on all nine extra-point attempts. **at Ohio State (10/21):** Helped Felkins connect on a pair of 40+ yard field goals...Thompson averaged 43.7 yards on nine punts, including four inside the 20, two inside the 10 and two punts of 50+ yards.



DVON ELLIES 91

Defensive Tackle | 6-1 | 298
 Redshirt Senior
 Burtonsville, Md./McDonogh School
 Major: Journalism

► 2023 ► REDSHIRT SENIOR SEASON

Awards: Preseason: Named to the Allstate Good Works Team and Wuerffel Trophy watch lists.

Season: Has appeared in seven games, making two starts...Owns 11 tackles (5 solo), 3.0 tackles for loss and a quarterback hurry.

West Virginia (9/2): Matched his career high in tackles with four (2 solo). **at Northwestern (9/30):** Had a quarterback hurry. **UMass (10/14):** Tied for the team lead in tackles with a career-high five, while also posting a career-high 2.5 tackles for loss. **at Ohio State (10/21):** Assisted on a pair of tackles, including a half tackle for loss.

ELLIES' CAREER STATISTICS

	UT-AT	TT	FF	FR	I	PBU	SACK	TFL
2020	3-0	3	-	-	-	-	1.0-10	1.0-10
2021	7-8	15	-	1	-	-	-	1.5-1
2022	6-9	15	1	-	-	1	1.0-9	2.0-12
2023	5-6	11	-	-	-	-	-	3.0-8
Career	21-23	44	1	1	-	1	2.0-19	7.5-31

► ELLIES' CAREER HIGHS

Tackles.....5; UMass, 10/14/23
Tackles for Loss2.5; UMass, 10/14/23
Sacks.....1.0; Twice: Last at Indiana, 11/5/22
Forced Fumbles.....1; at Michigan, 10/15/22
Fumble Recoveries.....1; Illinois, 10/23/21
Pass Breakups.....1; Michigan State, 11/26/22



KEATON ELLIS 2

Safety | 5-11 | 190
 Senior
 State College, Pa./State College Area
 Major: Recreation, Park and Tourism Management

► CAREER NOTES & RECORDS

Season: 2019: Tied for ninth at Penn State with three forced fumbles.

► 2023 ► SENIOR SEASON

Awards: Preseason: Named to the Reese's Senior Bowl watch list.

Season: Has appeared in seven games...Owns 12 tackles (10 solo), an interception and a forced fumble...Named a team captain at the conclusion of spring practice.

West Virginia (9/2): Made three solo tackles. **Delaware (9/9):** Forced a fumble in the third quarter, which was recovered by Kevin Winston Jr...Added two solo tackles. **at Illinois (9/16):** Made a solo stop. **at Northwestern (9/30):** Posted three solo tackles. **UMass (10/14):** Intercepted a pass in the third quarter and returned it six yards...Assisted on a tackle. **at Ohio State (10/21):** Posted two tackles.

ELLIS' CAREER STATISTICS

	UT-AT	TT	FF	FR	I	PBU	SACK	TFL
2019	9-9	18	3	1	-	2	-	-
2020	7-5	12	-	-	1	2	-	1.0-4
2021	14-4	18	-	-	-	1	-	-
2022	15-9	24	-	-	-	7	-	2.0-6
2023	10-2	12	1	-	1	-	-	-
Career	55-29	84	4	1	2	12	-	3.0-10

► ELLIS' CAREER HIGHS

Tackles.....6; Twice: Last vs. Arkansas, 1/1/22
Tackles for Loss1.0; Three Times: Last at Rutgers, 11/19/22
Forced Fumbles.....1; Four Times: Last Delaware, 9/9/23
Fumble Recoveries.....1; at Maryland, 9/27/19
Interceptions.....1; Twice: Last UMass, 10/14/23
Pass Breakups.....4; at Purdue, 9/1/22



TYLER ELDSON 43

Linebacker | 6-2 | 229
 Junior
 Frackville, Pa./North Schuylkill
 Major: Health Policy and Administration

► 2023 ► JUNIOR SEASON

Awards: Preseason: Named to the Reese's Senior Bowl watch list.

Season: Has appeared in seven games on defense and special teams...Owns 7 solo tackles, a fumble recovery and two pass breakups.

West Virginia (9/2): Made a solo stop. **at Illinois (9/16):** Made three solo stops...Added a pass breakup. **at Northwestern (9/30):** Made a solo tackle and broke up a pass. **UMass (10/14):** Posted a solo tackle. **at Ohio State (10/21):** Recovered a muffed punt in the third quarter...Added a solo tackle.

ELSDON'S CAREER STATISTICS

	UT-AT	TT	FF	FR	I	PBU	SACK	TFL
2020	1-0	1	-	-	-	-	-	-
2021	9-2	11	-	-	-	-	-	-
2022	25-19	44	-	1	-	1	1.0-2	3.0-6
2023	7-0	7	-	1	-	2	-	-
Career	42-21	63	-	2	-	3	1.0-1	3.0-6

► **ELSDON'S CAREER HIGHS**

Tackles 6; Four Times: Last vs. Utah, 1/2/23
Tackles for Loss 1.0; Twice: Last at Rutgers, 11/19/22
Sacks 1.0; at Rutgers, 11/19/22
Fumble Recoveries 1; Twice: Last at Ohio State, 10/21/23
Pass Breakups 1; Three Times: Last at Northwestern, 9/30/23



JASON ESTRELLA 86

Wide Receiver | 6-2 | 188
 Redshirt Sophomore
 Bethlehem, Pa./Liberty
 Major: Biobehavioral Health

► **2023 ► REDSHIRT SOPHOMORE SEASON**

Has appeared in two games.



OMARI EVANS 5

Wide Receiver | 6-0 | 185
 Sophomore
 Killeen, Texas/Shoemaker
 Major: Division of Undergraduate Studies

► **2023 ► SOPHOMORE SEASON**

Season: Has appeared in seven games.

Delaware (9/9): Scored on a 4-yard touchdown reception from Beau Pribula in the fourth quarter.

EVANS' CAREER STATISTICS

	Att.-Yds.	Avg.	TD	LG	Rec.-Yds.	Avg.	TD	LG
2022	1-7	7.0	-	7	5-55	11.0	1	32
2023	-	-	-	-	1-4	4.0	1	4
Career	1-7	7.0	-	7	6-59	9.8	2	32

► **EVANS' CAREER HIGHS**

Receptions 2; Twice: Last Ohio State, 10/29/22
Receiving Yards 30; Ohio, 9/10/22
Longest Reception 32; Ohio, 9/10/22
Receiving Touchdowns 1; Ohio, 9/10/22
Rushing Attempts 1; Minnesota, 10/22/22
Rushing Yards 7; Minnesota, 10/22/22
Longest Rush 7; Minnesota, 10/22/22



OLUMUYIWA FASHANU 74

Offensive Line | 6-6 | 317
 Senior
 Waldorf, Md./Gonzaga College High School
 Major: Supply Chain and Information Systems

► **2023 ► SENIOR SEASON**

Awards: Weekly: Tabbed Outland Trophy National Player of the Week (9/26). **Preseason:** Named an Associated Press, Sporting News and PFF preseason first-team All-American...Earned a spot on the William V. Campbell Trophy, Walter Camp Player of the Year, Lombardi Award, Outland Trophy and Reese's Senior Bowl watch lists.

Season: Has started all seven games at left tackle...Named a team captain at the conclusion of spring practice...Earned the coaching staff's Offensive Player of the Week (Iowa, 9/23).

West Virginia (9/2): Allowed zero pressures on 31 pass protection snaps...Helped lead the Penn State offense to 478 total yards in the victory...Helped Drew Allar set career high marks in touchdown passes (3), passing yards (325), completions (21) and attempts (29). **Delaware (9/9):** Did not allow a pressure in 12 pass protection snaps...Penn State tallied 541 total yards on offense, including 315 yards on the ground...The Nittany Lions ran 91 offensive plays and held the ball for a time of possession of 42:22...Kaytron Allen rushed for 103 yards on 19 carries and touchdown, while Nicholas Singleton scored three touchdowns on the ground. **at Illinois (9/16):** Helped the Penn State offense score 20 points off turnovers...Allen and Singleton each accounted for rushing touchdowns, while Trey Potts threw a touchdown to Tyler Warren. **Iowa (9/23):** Helped Penn State scored on drives of 17, 10 15 and 12 plays...The Nittany Lions held the ball for 13:26 of the third quarter and finished the game with 45:27 of possession...Helped PSU rush for 215 yards. **at Northwestern (9/30):** Penn State threw totaled 353 yards of offense, including 219 yards through the air...Singleton accounted for 119 yards of offense. **UMass (10/14):** Played both center and guard...The Nittany Lions rushed for 246 yards and finished with 408 yards of offense in the 63-0 win...Drew Allar accounted for four total touchdowns, including three passing.



ALEX FELKINS 91

Kicker | 6-3 | 200
 Senior
 Tulsa, Okla./Holland Hall/Columbia
 Major: Business Management Foundations (GC)

► **2023 ► SENIOR SEASON**

Season: Has appeared in seven games this season, serving six games as Penn State's primary placekicker...Made 9-of-11 kicks through the first seven games, including going 29-for-29 on extra-point attempts...Named the coaching staff's Special Teams Player of the Week (Delaware, 9/9).

Rankings: Ranks second in the Big Ten in scoring (8.0; 33rd nationally), fourth in field goals made (1.3; 35th) and fifth in field goal percentage (81.8; 40th).

West Virginia (9/2): Converted a 25-yard field goal in the fourth quarter and also hit three extra-points for his first points as a Nittany Lion. **Delaware (9/9):** Went 8-for-8 on PAT attempts, marking a career high for makes...Kicked off four times, knocking all four for touchbacks. **at Illinois (9/16):** Tied his career high with three field goal makes...Converted on a 20-yard and 45-yard field goal in the first quarter, a 45-yard field goal in the first quarter and a 28-yard field goal in the second quarter...Connected on all three extra-point attempts. **Iowa (9/23):** Made a 46-yard field goal in the first quarter...Was perfect on four extra-point attempts. **at Northwestern (9/30):** Converted on two field goal and five extra-point attempts...Connected on a 47-yard field goal in the third quarter, his longest make in a Penn State uniform...Also hit a 20-yarder in the first quarter. **UMass (10/14):** Made all six extra-point attempts. **at Ohio State (10/21):** Connected on a pair of field goals including a 40-yarder in the first quarter and a 41-yarder in the second quarter.

FELKINS' CAREER KICKING STATISTICS

	FGM-A	%	0-19	20-29	30-39	40-49	50+	LG	XP	PTS
2019*	9-14	64.3	-	5-6	1-3	1-2	2-3	51	22-24	49
2020*	Season Cancelled - COVID 19 Pandemic									
2021*	16-24	66.7	1-1	4-5	7-8	4-10	-	42	25-27	73
2022*	11-16	68.8	-	3-4	4-6	3-4	1-2	53	28-28	61
2023	9-11	81.8	-	4-4	-	5-6	0-1	47	29-29	56
Career	45-65	69.2	1-1	17-20	12-17	13-22	3-6	53	104-108	239


FELKINS' CAREER KICKOFF STATISTICS

	KO	Yds.	Avg.	TB	OB
2019	41	2,405	58.7	24	1
2020	Season Cancelled - COVID 19 Pandemic				
2021	55	3,392	61.7	38	1
2022	49	2,959	60.4	29	2
2023	5	325	65.0	4	-
Career	150	9,081	60.5	95	4

FELKINS' CAREER HIGHS

Points Scored..... 13; Marist, 9/18/21*
 PATs Made 8; Delaware, 9/9/23
 PATs Attempted 8; Delaware, 9/9/23
 Field Goals Made 3; Five Times: Last at Illinois, 9/16/23
 Field Goals Attempted 5; Penn, 10/16/21*
 Longest Field Goal 53; at Marist, 9/17/22*
 Kickoffs 8; Twice: Last Marist, 9/18/21*
 Kickoff Yards 515; Marist, 9/18/21*
 Kickoff Average 65.0; Nine Times; Last UMass, 10/14/23
 Touchbacks 6; Three Times; Last at Yale, 10/30/21*

* at Columbia (2019-22).



ZURIAH FISHER 36
 Defensive End | 6-3 | 254
 Redshirt Junior
 Aliquippa, Pa./Aliquippa
 Major: Recreation, Park and Tourism Management

2023 REDSHIRT JUNIOR SEASON

Season: Has appeared in seven games on defense and special teams...Has nine tackles (6 solo), 2.5 sacks and a fumble recovery.

Rankings: Ranks tied for fifth in the Big Ten in sacks (0.5).


West Virginia (9/2): Assisted on two tackles. **Delaware (9/9):** Posted a sack in the fourth quarter, the first of his career. **at Illinois (9/16):** Made two tackles and assisted on a sack. **Iowa (9/23):** Recovered a fumble in the fourth quarter forced by Amin Vanover. **at Northwestern (9/30):** Made two solo tackles, including a solo sack in the fourth quarter. **UMass (10/14):** Collected two solo tackles.

FISHER'S CAREER STATISTICS

	UT-AT	TT	FF	FR	I	PBU	SACK	TFL
2021	2-2	4	-	-	-	-	-	-
2022	1-1	2	-	-	-	-	-	-
2023	6-3	9	-	1	-	-	2.5-17	2.5-17
Career	9-6	15	-	1	-	-	2.5-17	2.5-17

FISHER'S CAREER HIGHS

Tackles..... 2; Five Times: Last UMass, 10/14/23
 Tackles for Loss 1.0; Twice: Last at Northwestern, 9/30/23
 Sacks..... 1.0; Last at Northwestern, 9/30/23



MEHKI FLOWERS 10
 Safety | 6-0 | 197
 Redshirt Freshman
 Harrisburg, Pa./Central Dauphin East
 Major: Division of Undergraduate Studies

2023 REDSHIRT FRESHMAN SEASON

Season: Has appeared in four games, primarily on special teams.


Delaware (9/9): Assisted on a tackle. **UMass (10/14):** Secured one tackle.

FLOWERS' CAREER STATISTICS

	UT-AT	TT	FF	FR	I	PBU	SACK	TFL
2023	0-2	2	-	-	-	-	-	-
Career	0-2	2	-	-	-	-	-	-

FLOWERS' CAREER HIGHS

Tackles..... 1; Twice: Last UMass, 10/14/23



DAEQUAN HARDY 25
 Cornerback | 5-9 | 181
 Redshirt Senior
 Pittsburgh, Pa./Penn Hills
 Major: Psychology

CAREER NOTES & RECORDS

Season: 2023: Tied for the school record for most punt return touchdowns in a season (2) with Larry Johnson (2001), Bruce Branch (1999), O.J. McDuffie (1991) and Jimmy Cefalo (1977).

Game: 2023: Returned two punts for touchdowns against UMass (10/14) with a 56-yard return, the first of his career, in the first quarter and a 68-yard return in the second quarter...Became the first player in school history to return multiple punt returns for touchdowns in a single game...Since 2000, Hardy is the 25th FBS player to return two punt returns for touchdowns in a game. He is one of two Big Ten players joining Iowa's Kevonte Martin-Manley (vs. Western Michigan, 2013).

2023 REDSHIRT SENIOR SEASON

Awards: Weekly: Named Big Ten Co-Special Teams Player of the Week (10/16).

Season: Has appeared in five games, making one start, posting 11 tackles (7 solo), two interceptions, 1.5 tackles for loss and six pass breakups...Also has four punt returns for 144 yards (36.0 avg) and two touchdowns...Earned the coaching staff's Special Teams Player of the Week (UMass, 10/14).

Rankings: Ranks first in the nation in punt return touchdowns (2)...Sits tied for fourth in the Big Ten in pass breakups (6; T-41st nationally).

at Illinois (9/16): Intercepted a pass in the first quarter...Added a tackle. **Iowa (9/23):** Made one tackle. **at Northwestern (9/30):** Posted two solo tackles, an interception, a tackle for loss and a pass breakup...Interception came in the fourth quarter and returned it 34 yards, the longest return of his career. **UMass (10/14):** Returned two punts for touchdowns...Had a 56-yard punt return touchdown in the first quarter and a 68-yard punt return touchdown in the third quarter...Added a tackle and two pass breakups. **at Ohio State (10/21):** Tallied a career-high three pass breakups, all in the first quarter...Notched a career-high six tackles...Also combined with Kalen King with a tackle for loss in the second quarter.

HARDY'S CAREER STATISTICS

	UT-AT	TT	FF	FR	I	PBU	SACK	TFL
2020	8-2	10	-	-	-	2	1.0-7	1.0-7
2021	11-4	15	-	-	2	7	1.0-8	3.0-13
2022	9-4	13	1	-	1	4	0.5-1	0.5-1
2023	7-4	11	-	-	2	6	-	1.5-2
Career	35-14	49	1	-	5	19	2.5-16	6.0-23

HARDY'S CAREER RETURN STATISTICS

	KR-Yds.	Avg.	TD	LG	PR-Yds.	Avg.	TD	LG
2023	-	-	-	-	4-144	36.0	2	68
Career	-	-	-	-	4-144	36.0	2	68

► HARDY'S CAREER HIGHS

Tackles.....6; at Ohio State, 10/21/23
Tackles for Loss 2; at Iowa, 10/9/21
Sacks..... 1; at Iowa, 10/9/21
Forced Fumbles 1; at Michigan, 10/15/22
Interceptions..... 1; Five Times: Last at Northwestern, 9/30/23
Long Interception Return 34; at Northwestern, 9/30/23
Pass Breakups3; at Ohio State, 10/21/23
Punt Returns3; UMass, 10/14/23
Punt Return Yards 129; UMass, 10/14/23
Punt Return Touchdowns2; UMass, 10/14/23
Long Punt Return68 yards; UMass, 10/14/23



TYLER HOLZWORTH 34

Running Back | 6-0 | 218
 Redshirt Sophomore
 Milford, N.J./Delaware Valley Regional/Delaware Valley
 Major: Agribusiness Management

► 2023 ► REDSHIRT SOPHOMORE SEASON

Season: Has appeared in two games.
Delaware (9/9): Recorded four rushing yards.

HOLZWORTH'S CAREER STATISTICS

	Att.-Yds.	Avg.	TD	LG	Rec.-Yds.	Avg.	TD	LG
2022	6-19	3.2	-	7	2-16	8.0	-	9
2023	3-4	1.3	-	-	-	-	-	-
Career	9-23	2.6	-	7	2-16	8.0	-	9

► HOLZWORTH'S CAREER HIGHS

Rushing Attempts 3; Twice: Last Delaware, 9/9/23
Rushing Yards..... 14; Maryland, 11/12/22
Longest Rush.....7; Maryland, 11/12/22
Receptions 1; Twice: Last Maryland, 1/12/22
Receiving Yards..... 9; at Indiana, 11/5/22
Longest Reception 9; at Indiana, 11/5/22



OLAIVAVEGA IOANE 71

Offensive Line | 6-4 | 348
 Redshirt Freshman
 Graham, Wash./Graham-Kapowsin
 Major: Division of Undergraduate Studies

► 2023 ► REDSHIRT FRESHMAN SEASON

Season: Has appeared in seven games, making three starts...Earned the coaching staff's Offensive Player of the Week (Iowa, 9/23).

West Virginia (9/2): Helped lead the Penn State offense to 478 total yards in the victory...Helped Drew Allar set career-high marks in touchdown passes (3), passing yards (325), completions (21) and attempts (29). **Delaware (9/9):** Made his first career start...Penn State tallied 541 total yards on offense, including 315 yards on the ground...The Nittany Lions ran 91 offensive plays and held the ball for a time of possession of 42:22...Kaytron Allen rushed for 103 yards on 19 carries and touchdown, while Nicholas Singleton scored three touchdowns on the ground. **at Illinois (9/16):** Helped the Penn State offense score 20 points off turnovers...Allen and Singleton each accounted for rushing touchdowns, while Trey Potts threw a touchdown to Tyler Warren. **Iowa (9/23):** Helped Penn State scored on drives of 17, 10, 15 and 12 plays...The Nittany Lions held the ball for 13:26 of the third quarter and finished the game with 45:27 of possession...Helped PSU rush for 215 yards. **at Northwestern (9/30):** Penn State threw totaled 353 yards of offense, including 219 yards through the air...Singleton accounted for 119 yards of offense. **UMass (10/14):** Played both center and guard... The Nittany Lions rushed for 246 yards and finished with 408 yards of offense in the 63-0 win...Drew Allar accounted for four total touchdowns, including three passing.



ADISA ISAAC 20

Defensive End | 6-4 | 249
 Redshirt Senior
 Brooklyn, N.Y./Canarsie
 Major: Rehabilitation and Human Services

► 2023 ► REDSHIRT SENIOR SEASON

Awards: Preseason: Named to the Reese's Senior Bowl watch list.

Season: Has started all seven games at defensive end...Owns 16 tackles (9 solo), 9.5 tackles for loss, 5.5 sacks, four quarterback hurries and a fumble recovery...Named a team captain during fall camp...Earned the coaching staff's Defensive Player of the Week (UMass, 10/14).

Rankings: Leads the Big Ten in sacks (5.5; T-19th nationally) and tackles for loss (9.5; T-24th nationally).

West Virginia (9/2): Posted two solo tackles, including a tackle for loss in the first quarter. **at Illinois (9/16):** Recorded four tackles to go along with one tackle for loss and a half-sack...Also added a quarterback hurry. **Iowa (9/23):** Recovered a fumble in the third quarter on Chop Robinson's strip sack, his first career recovery...Also recorded a solo sack in the second quarter. **at Northwestern (9/30):** Posted a solo sack in the first quarter...Added a quarterback hurry. **UMass (10/14):** Recorded a career-high 2.5 sacks and 3.5 tackles for loss...Tallied four tackles (3 solo)...Combined with Dani Dennis-Sutton on a sack in the first quarter for his 20th career tackle for loss...Added a pair of sacks in the second quarter. **at Ohio State (10/21):** Posted two tackles for loss, including a half-sack...Finished the game with four tackles.

ISAAC'S CAREER STATISTICS

	UT-AT	TT	FF	FR	I	PBU	SACK	TFL
2019	4-10	14	1	-	-	-	1.5-8	3.0-13
2020	5-8	13	-	-	-	-	1.5-15	1.5-15
2021	Redshirt Season							
2022	15-13	28	-	-	-	-	4.0-32	11.0-49
2023	9-7	16	-	1	-	-	5.5-40	9.5-50
Career	33-38	71	1	1	-	-	12.5-95	25.0-127

► ISAAC'S CAREER HIGHS

Tackles.....5; Twice: Last vs. Utah, 1/2/23
Tackles for Loss3.5; UMass, 10/14/23
Sacks.....2.5; UMass, 10/14/23
Forced Fumbles 1; at Maryland, 9/27/19
Fumble Recoveries 1; Iowa, 9/23/23



GOLDEN ISRAEL-ACHUMBA 78

Offensive Line | 6-4 | 332
Redshirt Junior
Bowie, Md./DeMatha Catholic
Major: Management

► 2023 ► REDSHIRT JUNIOR SEASON

Has appeared in seven games on special teams.



ANTHONY IVEY 12

Wide Receiver | 5-11 | 180
Redshirt Freshman
Lancaster, Pa./Manheim Township
Major: Division of Undergraduate Studies

► 2023 ► REDSHIRT FRESHMAN SEASON

Has appeared in one game.



COZIAH IZZARD 99

Defensive Tackle | 6-3 | 294
Junior
Columbia, Md./DeMatha Catholic
Major: Telecommunications

► 2023 ► JUNIOR SEASON

Season: Has appeared in five games...Owns 10 tackles, three tackles for loss and 2.5 sacks.

at Illinois (9/16): Posted a career-high two sacks. **Iowa (9/23):** Made a solo stop. **at Northwestern (9/30):** Assisted on a sack with Amin Vanover in the first quarter. **UMass (10/14):** Registered three tackles, including a half-tackle for loss. **at Ohio State (10/21):** Made three tackles.

IZZARD'S CAREER STATISTICS

	UT-AT	TT	FF	FR	I	PBU	SACK	TFL
2021	11-10	21	1	-	-	-	2.0-14	3.0-15
2022	7-3	10	-	-	-	-	2.0-12	4.0-21
2023	4-6	10	-	-	-	-	2.5-8	3.0-9
Career	22-19	41	1	-	-	-	6.5-34	10.0-45

► IZZARD'S CAREER HIGHS

Tackles.....5; Illinois, 10/23/21
Tackles for Loss2.0; Twice: Last at Illinois, 9/16/23
Sacks.....2.0; at Illinois, 9/16/23
Forced Fumbles.....1; Rutgers, 11/20/21



CURTIS JACOBS 23

Linebacker | 6-1 | 235
Junior
Glen Burnie, Md./McDonogh School
Major: Telecommunications

► CAREER NOTES & RECORDS

Game: 2023: Recovered two fumbles against Iowa (9/23), becoming the first Penn State player to recover two fumbles in a game since Mark D'Onofrio against Temple on October 5, 1991.

► 2023 ► JUNIOR SEASON

Awards: Preseason: Named to the Butkus Award and Reese's Senior Bowl watch lists.

Season: Has started all seven games at linebacker... Has made 32 tackles (22 solo) to go along with 3.5 tackles for loss, one sack, two fumble recoveries and three quarterback hurries...Named the coaching staff's Defensive Player of the Game (West Virginia, 9/2).

Rankings: Tied for first in the Big Ten and tied for fifth nationally in fumble recoveries (2).

West Virginia (9/2): Posted 10 tackles (7 solo), to go along with a sack. **Delaware (9/9):** Had a quarterback hurry. **Illinois (9/16):** Posted two solo tackles and added a quarterback hurry. **Iowa (9/23):** Posted three tackles, a tackle for loss and a pair of fumble recoveries...Recovered a fumble in the first quarter off of a Dani Dennis-Sutton force...Also recovered a muffed punt in the second quarter. **at Northwestern (9/30):** Recorded three tackles (2 solo). **UMass (10/14):** Tied for the team high with five tackles (4) solo...Had a solo tackle for loss in the first quarter. **at Ohio State (10/21):** Made nine tackles (5 solo) to go along with an assisted tackle for loss.

JACOBS' CAREER STATISTICS

	UT-AT	TT	FF	FR	I	PBU	SACK	TFL
2020	6-3	9	-	-	-	1	-	0.5-1
2021	39-22	61	-	-	1	-	3.0-11	7.0-20
2022	29-23	52	1	2	1	2	4.0-29	7.5-37
2023	22-10	32	-	2	-	-	1.0-1	3.5-4
Career	96-58	154	1	4	2	3	8.0-41	18.5-62

► JACOBS' CAREER HIGHS

Tackles.....14; Minnesota, 10/22/22
Tackles For Loss2.0; Five Times: Last vs. Utah, 1/2/23
Sacks.....2.0; vs. Utah, 1/2/23
Forced Fumbles.....1; at Rutgers, 11/19/22
Fumble Recoveries2; Iowa, 9/23/23
Interceptions.....1; Twice: Last at Michigan, 10/15/22
Long Interception Return47; at Michigan, 10/15/22
Pass Breakups1; Three Times: Last at Rutgers, 11/19/22



THEO JOHNSON 84

Tight End | 6-6 | 260
Junior
Windsor, Ontario/Holy Names Catholic
Major: Psychology

► 2023 ► JUNIOR SEASON

Awards: Preseason: Named to the Mackey Award and Reese's Senior Bowl watch lists.

Season: Has started all seven games...Owns 18 catches for 206 yards and two touchdowns...Named a team captain during fall camp.

Delaware (9/2): Made two catches for 14 yards. **Illinois (9/16):** Recorded two grabs for 32 yards. **Iowa (9/23):** Posted a career-high six receptions for 42 yards. **at Northwestern (9/30):** Made two grabs for 13 yards. **UMass (10/14):** Hauled in four receptions for 66 yards...Caught touchdowns of 30 and 18 yards in the third quarter...Earned second career game with multiple touchdown receptions. **at Ohio State (10/21):** Made two catches for 39 yards, including a long reception of 34 yards.

JOHNSON'S CAREER STATISTICS

	Att.-Yds.	Avg.	TD	LG	Rec.-Yds.	Avg.	TD	LG
2020	-	-	-	-	4-56	14.0	-	23
2021	-	-	-	-	19-213	11.2	1	37
2022	-	-	-	-	20-328	16.4	4	48
2023	-	-	-	-	18-206	11.4	2	34
Career	-	-	-	-	59-803	13.2	7	48

► JOHNSON'S CAREER HIGHS

Receptions.....6; Iowa, 9/23/23
 Receiving Yards.....75; Twice: Last Minnesota, 10/22/22
 Receiving Touchdowns.....2; Twice: Last UMass, 10/14/23
 Long Reception.....48; Michigan State, 11/26/22



KAVEION KEYS 48

Linebacker | 6-2 | 214
 Freshman
 Richmond, Va./Varina
 Major: Division of Undergraduate Studies

► 2023 ► TRUE FRESHMAN SEASON

Season: Has appeared in two games.


Delaware (9/9): Saw his first career action and made a solo tackle.

KEYS' CAREER STATISTICS

	UT-AT	TT	FF	FR	I	PBU	SACK	TFL
2023	1-0	1	-	-	-	-	-	-
Career	1-0	1	-	-	-	-	-	-

► KEYS' CAREER HIGHS

Tackles.....1; Delaware, 9/9/23



KALEN KING 4

Cornerback | 5-11 | 190
 Junior
 Detroit, Mich./Cass Tech
 Major: Recreation, Park and Tourism Management

► 2023 ► JUNIOR SEASON

Awards: **Preseason:** Earned first-team preseason All-American honors from the Associated Press, Sporting News and PFF...Named to the Bednarik Award, Bronko Nagurski Trophy, Jim Thorpe Award and Lott IMPACT Trophy watch lists.

Season: Has started all seven games... Has been targeted just 27 times in 168 coverage snaps according to Pro Football Focus...Named the coaching staff's Defensive Player of the Game (West Virginia, 9/2).

West Virginia (9/2): Posted four tackles. at Illinois (9/16): Made four tackles (3 solo) to go along with a pass breakup. Iowa (9/23): Assisted on one tackle. at Northwestern (9/30): Posted two solo stops. at Ohio State (10/21): Made six tackles (5 solo) to go along with a career-high 1.5 tackles for loss.

KING'S CAREER STATISTICS

	UT-AT	TT	FF	FR	I	PBU	SACK	TFL
2021	15-8	23	1	-	-	5	-	1.0-2
2022	23-7	30	1	1	3	18	-	3.0-8
2023	11-6	17	-	-	-	1	-	1.5-2
Career	49-21	70	2	1	3	24	-	5.5-12

► KING'S CAREER HIGHS

Tackles.....7; vs. Arkansas, 11/1/22
 Tackles for Loss.....1.5; at Ohio State, 10/21/23
 Forced Fumbles.....1; Twice: Last Central Michigan, 9/24/22
 Fumble Recoveries.....1; Central Michigan, 9/24/22
 Interceptions.....1; Three Times: Last vs. Utah, 1/2/23
 Pass Breakups.....5; Michigan State, 11/26/22



KOBE KING 41

Linebacker | 6-1 | 242
 Redshirt Sophomore
 Detroit, Mich./Cass Tech
 Major: Recreation, Park and Tourism Management

► 2023 ► REDSHIRT SOPHOMORE SEASON

Season: Has played in all seven games at middle linebacker, making five starts...Owns 22 tackles (17 solo), 4.5 tackles for loss, 1.5 sacks and a fumble recovery.

West Virginia (9/2): Recorded five tackles. at Illinois (9/16): Recovered a forced fumble by Dominic DeLuca in the first quarter...Made four solo tackles, including a tackle for loss. Iowa (9/23): Posted a solo tackle. at Northwestern (9/30): Made four solo tackles, including two tackles for loss and a sack...Sack came in the first quarter, the first of his career. UMass (10/14): Notched two tackles (1 solo)...Secured a solo tackle for loss. at Ohio State (10/21): Made six tackles (5 solo) and assisted on a sack.

KING'S CAREER STATISTICS

	UT-AT	TT	FF	FR	I	PBU	SACK	TFL
2021	1-2	3	-	-	-	-	-	-
2022	20-21	41	-	1	-	3	-	4.0-10
2023	17-5	22	-	1	-	-	1.5-5	4.5-11
Career	38-28	66	-	2	-	3	1.5-5	8.5-21

► KING'S CAREER HIGHS

Tackles.....8; at Indiana, 11/5/22
 Tackles for Loss.....2.5; at Indiana, 11/5/22
 Sacks.....1.0; at Northwestern, 9/30/23
 Fumble Recoveries.....1; Twice: Last at Illinois, 9/16/23
 Long Fumble Return.....14; at Rutgers, 11/19/22
 Pass Breakups.....1; Three Times: Last vs. Utah, 1/2/23



KEANDRE LAMBERT-SMITH 1

Wide Receiver | 6-1 | 185
 Junior
 Norfolk, Va./Maury
 Major: Recreation, Park and Tourism Management

► CAREER NOTES & RECORDS

Career: Has 1,502 career receiving yards, good for 20th in school history, and 110 career receptions, tied for 14th all-time at Penn State...Became 19th Penn State player to go over 100 career receptions...Has posted three career touchdown receptions of 70+ yards...Owns 19 catches that have gone for 20+ yards.

Game: **2022:** Posted an 88-yard touchdown catch from Sean Clifford in the Rose Bowl Game victory over Utah (1/2/23), the fourth longest passing play in Penn State history...Became the only wide receiver in program history to throw and catch a touchdown in the same game in the win over Michigan State (11/26). **2021:** Hauled in an 83-yard touchdown reception Sean Clifford against Villanova (9/25), marking the eighth-longest pass play in program history. **2020:** Started alongside Parker Washington against Maryland (11/7), marking the first time a pair of true freshmen receivers have started for Penn State since Saeed Blacknall and Chris Godwin at Michigan in 2014.

Bowl: **Records Set:** Posted an 88-yard touchdown reception from Sean Clifford in the Rose Bowl win over Utah (1/2/23), the longest pass play in Rose Bowl history...Averaged 41.3 yards per reception in the Rose Bowl (three receptions, 124 yards), a Penn State bowl record. **2022:** Tallied 124 yards in the win over Utah in the Rose Bowl, tied for fifth all-time at Penn State in a bowl game. **2021:** Averaged 24.7 yards per reception (three receptions, 74 yards) in the Outback Bowl against Arkansas (11/22), ranking fifth by a Penn State player in a bowl game.

MACK'S CAREER STATISTICS

	UT-AT	TT	FF	FR	I	PBU	SACK	TFL
2023	1-1	2	-	-	-	-	-	-
Career	1-1	2	-	-	-	-	-	-

MACK'S CAREER HIGHS

Tackles..... 2; Delaware, 9/9/23



JAN MAHLERT 81

Wide Receiver | 5-11 | 177
 Redshirt Sophomore
 Deutschland, Germany/Christoph-Probst-Gymnasium
 Major: Aerospace Engineering

2023 > REDSHIRT SOPHOMORE SEASON

Has appeared in one game on special teams.



MALIK MCCLAIN 11

Wide Receiver | 6-4 | 206
 Junior
 Daphne, Ala. /IMG Academy/Florida State
 Major: Communications

2023 > JUNIOR SEASON

Season: Has appeared in seven games on offense and special teams, making one start on offense... Named the coaching staff's Special Teams Player of the Week twice (West Virginia, 9/2; Illinois, 9/16).

West Virginia (9/2): Hauled in a 25-yard touchdown reception in the fourth quarter, his first touchdown as a Nittany Lions...Posted a career-best 58 receiving yards while tying his career high with four receptions. **Delaware (9/9):** Made a 7-yard reception. **at Illinois (9/16):** Made a 6-yard reception...Added a special teams tackle on kickoff coverage.

MCCLAIN'S CAREER STATISTICS

	Att.-Yds.	Avg.	TD	LG	Rec.-Yds.	Avg.	TD	LG
2021*	-	-	-	-	16-190	11.9	2	51
2022*	1-6	6.0	-	6	17-206	12.1	3	44
2023	-	-	-	-	6-71	11.8	1	25
Career	1-6	6.0	-	6	39-467	12.0	6	51

MCCLAIN'S CAREER HIGHS

Receptions..... 4; Twice: Last West Virginia, 9/2/23
 Receiving Yards..... 58; West Virginia, 9/2/23
 Receiving Touchdowns 1; Six Times: Last West Virginia, 9/2/23
 Longest Reception 51; UMass, 10/23/21*
 Rushing Attempts 1; Georgia Tech, 10/29/22*
 Rushing Yards..... 6; Georgia Tech, 10/29/22*
 Longest Rush..... 6; Georgia Tech, 10/29/22*

* at Florida State (2021-22).

2023 > JUNIOR SEASON

Awards: Named to the Reese's Senior Bowl watch list

Season: Has started all seven games...Owns 37 receptions for 454 yards and three touchdowns.

Rankings: Ranks third in the Big Ten in receptions (5.3) and in receiving yards (454).

West Virginia (9/2): Finished with four receptions for 123 yards and a career-high two touchdowns... Hauled in a 72-yard touchdown reception on Penn State's opening drive...Scored on a 12-yard touchdown catch in the third quarter...Added a 30-yard grab in the second quarter. **Delaware (9/9):** Recorded six receptions for 74 yards. **at Illinois (9/16):** Tallied three grabs for 23 yards. **Iowa (9/23):** Posted a career-high eight catches for 66 yards and touchdown...Hauled in a 3-yard touchdown reception in the fourth quarter from Allar. **at Northwestern (9/30):** Had a team-high 86 receiving yards on four catches...Hauled in a 25-yard reception in the second quarter and a 35-yard reception in the third quarter. **UMass (10/14):** Made six receptions for 30 yards. **at Ohio State (10/21):** Tallied six grabs for 52 yards with a long catch of 15 yards.

LAMBERT-SMITH'S CAREER STATISTICS

	Att.-Yds.	Avg.	TD	LG	Rec.-Yds.	Avg.	TD	LG
2020	-	-	-	-	15-138	9.2	-	20
2021	-	-	-	-	34-521	15.3	3	83
2022	-	-	-	-	24-389	16.2	4	88
2023	-	-	-	-	37-454	12.3	3	72
Career	-	-	-	-	110-1,502	13.7	10	88

LAMBERT-SMITH'S CAREER HIGHS

Receptions..... 8; Iowa, 9/23/23
 Receiving Yards..... 124; vs. Utah, 1/2/23
 Touchdowns..... 2; West Virginia, 9/2/23
 Long Reception..... 88; vs. Utah, 1/2/23

JAMEIAL LYONS
19

Defensive End | 6-5 | 242
 Freshman
 Philadelphia, Pa./Roman Catholic
 Major: Division of Undergraduate Studies

2023 > TRUE FRESHMAN SEASON

Season: Has appeared in three games.

Delaware (9/9): In the third quarter, recorded his first career sack.

LYONS' CAREER STATISTICS

	UT-AT	TT	FF	FR	I	PBU	SACK	TFL
2023	1-0	1	-	-	-	-	1.0-4	1.0-4
Career	1-0	1	-	-	-	-	1.0-4	1.0-4

LYONS' CAREER HIGHS

Tackles..... 1; Delaware, 9/9/23
 Tackles for Loss 1.0; Delaware, 9/9/23
 Sacks..... 1.0; Delaware, 9/9/23

KING MACK
9

Safety | 5-10 | 190
 Freshman
 Miami, Fla./St. Thomas Aquinas
 Major: Division of Undergraduate Studies

2023 > TRUE FRESHMAN SEASON

Season: Has appeared in six games, primarily on special teams.

Delaware (9/9): Posted two tackles and a quarterback hurry.



MALICK MEIGA 4

Wide Receiver | 6-4 | 203
Junior
Saint Jerome, Quebec/Cegep du Vieux
Major: Telecommunications

► 2023 ► JUNIOR SEASON

Season: Has appeared in three games on offense and special teams...Named a team captain during fall camp.

West Virginia (9/2): Made one reception for seven yards.

MEIGA'S CAREER STATISTICS

	Att.-Yds.	Avg.	TD	LG	Rec.-Yds.	Avg.	TD	LG
2021	-	-	-	-	3-78	26.0	1	67
2022	-	-	-	-	3-19	6.3	-	7
2023	-	-	-	-	1-7	7.0	-	7
Career	-	-	-	-	7-104	14.9	1	67

► MEIGA'S CAREER HIGHS

Receptions.....2; Ohio, 9/10/22
Receiving Yards.....67; Rutgers, 11/20/21
Touchdowns.....1; Rutgers, 11/20/21
Long Reception.....67; Rutgers, 11/20/21



CAM MILLER 5

Cornerback | 6-0 | 183
Sophomore
Fernandina Beach, Fla./Trinity Christian Academy
Major: Division of Undergraduate Studies

► CAREER NOTES & RECORDS

Game: 2023: Recorded two sacks against UMass (10/14), becoming Penn State's first defensive back to record multiple sacks in a game since Derek Bochna had two for the Nittany Lions at West Virginia in 1992.

► 2023 ► SOPHOMORE SEASON

Season: Has appeared in seven games...Owns 13 tackles (11 solo) to go along with three tackles for loss, two sacks and an interception.

West Virginia (9/2): Posted four tackles and a tackle for loss. **Delaware (9/9):** Made a solo tackle. **at Illinois (9/16):** Intercepted a pass in the fourth quarter, the first of his career. **at Northwestern (9/30):** Posted two tackles. **UMass (10/14):** Collected three solo tackles and two sacks...Had one sack in each of the second and third quarters.

MILLER'S CAREER STATISTICS

	UT-AT	TT	FF	FR	I	PBU	SACK	TFL
2022	3-2	5	-	-	-	-	-	-
2023	11-2	13	-	-	1	-	2.0-11	3.0-12
Career	14-4	18	-	-	1	-	2.0-11	3.0-12

► MILLER'S CAREER HIGHS

Tackles.....4; West Virginia, 9/2/23
Tackles for Loss.....2.0; UMass, 10/14/23
Tackles for Loss.....2.0; UMass, 10/14/23
Interceptions.....1; at Illinois, 9/16/23



TYRECE MILLS 14

Safety | 6-1 | 200
Redshirt Junior
Philadelphia, Pa./Northeast/Lackawanna College
Major: Telecommunications

► 2023 ► REDSHIRT JUNIOR SEASON

Season: Has appeared in four games, primarily on special teams.

UMass (10/14): Assistant on two tackles.

MILLS' CAREER STATISTICS

	UT-AT	TT	FF	FR	I	PBU	SACK	TFL
2023	0-2	2	-	-	-	-	-	-
Career	0-2	2	-	-	-	-	-	-

► MILLER'S CAREER HIGHS

Tackles.....2; UMass, 10/16/23



DAKAARI NELSON 8

Safety | 6-3 | 217
Freshman
Livingston, Ala./Selma
Major: Division of Undergraduate Studies

► 2023 ► TRUE FRESHMAN SEASON

Has appeared in one game.



JB NELSON 56

Offensive Line | 6-5 | 334
Redshirt Junior
Pittsburgh, Pa./Mount Lebanon/Lackawanna College
Major: Recreation, Park and Tourism Management

► 2023 ► REDSHIRT JUNIOR SEASON

Season: Has appeared in five games, making four starts...Earned the coaching staff's Offensive Player of the Week (Iowa, 9/23).

West Virginia (9/2): Helped lead the Penn State offense to 478 total yards in the victory...Helped Drew Allar set career-high marks in touchdown passes (3), passing yards (325), completions (21) and attempts (29). **Delaware (9/9):** Penn State tallied 541 total yards on offense, including 315 yards on the ground...The Nittany Lions ran 91 offensive plays and held the ball for a time of possession of 42:22...Kaytron Allen rushed for 103 yards on 19 carries and touchdown, while Nicholas Singleton scored three touchdowns on the ground. **at Illinois (9/16):** Helped the Penn State offense score 20 points off turnovers...Allen and Singleton each accounted for rushing touchdowns, while Trey Potts threw a touchdown to Tyler Warren. **Iowa (9/23):** Helped Penn State scored on drives of 17, 10 15 and 12 plays...The Nittany Lions held the ball for 13:26 of the third quarter and finished the game with 45:27 of possession...Helped PSU rush for 215 yards. **at Northwestern (9/30):** Penn State threw totaled 353 yards of offense, including 219 yards through the air...Singleton accounted for 119 yards of offense.



HUNTER NOURZAD 64

Offensive Line | 6-3 | 320
 Redshirt Senior +
 Marietta, Ga./The Walker School/Cornell
 Major: Master's of Business Administration

► 2023 ► REDSHIRT SENIOR (+) SEASON

Season: Has started all seven games at center...Earned the coaching staff's Offensive Player of the Week (Iowa, 9/23).

West Virginia (9/2): Helped lead the Penn State offense to 478 total yards in the victory...Helped Drew Allar set career-high marks in touchdown passes (3), passing yards (325), completions (21) and attempts (29). **Delaware (9/9):** Penn State tallied 541 total yards on offense, including 315 yards on the ground...The Nittany Lions ran 91 offensive plays and held the ball for a time of possession of 42:22...Kaytron Allen rushed for 103 yards on 19 carries and touchdown, while Nicholas Singleton scored three touchdowns on the ground. **at Illinois (9/16):** Helped the Penn State offense score 20 points off turnovers...Allen and Singleton each accounted for rushing touchdowns, while Trey Potts threw a touchdown to Tyler Warren. **Iowa (9/23):** Helped Penn State scored on drives of 17, 10 15 and 12 plays...The Nittany Lions held the ball for 13:26 of the third quarter and finished the game with 45:27 of possession...Helped PSU rush for 215 yards. **at Northwestern (9/30):** Penn State threw totaled 353 yards of offense, including 219 yards through the air...Singleton accounted for 119 yards of offense. **UMass (10/14):** Played both center and guard...The Nittany Lions rushed for 246 yards and finished with 408 yards of offense in the 63-0 win...Drew Allar accounted for four total touchdowns, including three passing.



GABRIEL NWOSU 99

Punter | 6-6 | 274
 Redshirt Sophomore
 Derwood, Md./The Bullis School
 Major: Supply Chain and Information Systems

► 2023 ► REDSHIRT SOPHOMORE SEASON

Season: Has appeared in all seven games as Penn State's primary kickoff specialist.

West Virginia (9/2): Hit six kickoffs, all landing for touchbacks. **Delaware (9/9):** Averaged 62.5 yards on six kickoffs, including four touchbacks. **at Illinois (9/16):** Landed four kickoffs for touchbacks. **Iowa (9/23):** Had six kickoffs for 381 yards, with three going for touchbacks. **at Northwestern (9/30):** Averaged 64.5 yards on eight kickoffs with five going for touchbacks. **UMass (10/14):** Averaged 61.9 yards on nine kickoffs, including two touchbacks. **at Ohio State (10/21):** Averaged 62.3 yards on three kickoffs with two touchbacks.

NWOSU'S CAREER KICKOFF STATISTICS

	KO	Yds.	Avg.	TB	OB
2022	18	1,138	63.2	7	1
2023	44	2,796	63.5	26	1
Career	62	3,934	63.5	33	2

NWOSU'S CAREER PUNTING STATISTICS

	Punts	Yards	Avg.	I-20	FC	50+	LG	BLK
2022	2	68	34.0	-	-	-	36	-
2023	-	-	-	-	-	-	-	-
Career	2	68	34.0	-	-	-	36	-

► **NWOSU'S CAREER HIGHS**

Kickoffs9; UMass, 10/14/23
Kickoff Yards557; UMass, 10/14/23
Kickoff Average66.0; Minnesota, 10/22/22
Touchbacks6; West Virginia, 9/2/23
Punt Attempts2; at Indiana, 11/5/22
Punt Yards68; at Indiana, 11/5/22
Punt Average34; at Indiana, 11/5/22
Longest Punt36; at Indiana, 11/5/22



CHIMDY ONOH 55

Offensive Line | 6-5 | 275
 Freshman
 Baltimore, Md./Dundalk
 Major: Division of Undergraduate Studies

► 2023 ► TRUE FRESHMAN SEASON

Has appeared in two games.



LAMONT PAYNE JR. 27

Cornerback | 6-0 | 197
 Freshman
 Carnegie, Pa./Chartiers Valley
 Major: Division of Undergraduate Studies

► 2023 ► TRUE FRESHMAN SEASON

Has appeared in two games.



TREY POTTS 23

Running Back | 5-9 | 215
 Redshirt Senior
 Williamsport, Pa./Williamsport/Minnesota
 Major: Communications

► 2023 ► REDSHIRT SENIOR SEASON

Season: Has appeared in all seven games...Owns 20 carries for 107 yards (5.4) and two touchdowns... Has two catches for 46 yards and a touchdown...Also has an 11-yard touchdown pass.

West Virginia (9/2): Rushed for six yards in his Penn State debut. **Delaware (9/9):** Ran for 59 yards on seven carries with a long rush of 20 yards. **at Illinois (9/16):** Threw an 11-yard touchdown pass to Tyler Warren in the third quarter, his first career touchdown toss. **Iowa (9/23):** Carried the ball three times for 17 yards...Added a career-long 16-yard reception. **at Northwestern (9/30):** Posted three carries for 21 yards, one reception for 30 yards and scored two touchdowns...Scored on a 13-yard run in the second quarter...Hauled in a 30-yard touchdown catch from Beau Pribula in the fourth quarter, his first career receiving touchdown...It marked his first career game with both a rushing and receiving touchdown. **UMass (10/14):** Scored on a 2-yard run in the fourth quarter.

POTTS' CAREER STATISTICS

	Att.-Yds.	Avg.	TD	LG	Rec.-Yds.	Avg.	TD	LG
2019*	7-51	7.3	1	24	-	-	-	-
2020*	19-121	6.4	1	36	4-20	5.0	-	10
2021*	112-552	4.9	6	54	2-14	7.0	-	12
2022*	101-471	4.7	3	40	3-23	7.7	-	14
2023	20-107	5.4	2	20	2-46	23.0	1	16
Career	259-1,302	5.0	13	54	11-103	9.4	1	30

► **POTTS' CAREER HIGHS**

Rushing Attempts34; Miami (Ohio), 9/11/21*
Rushing Yards178; Miami (Ohio), 9/11/21*
Rushing Touchdowns3; at Colorado, 9/18/21*
Longest Rush54; Bowling Green, 9/25/21*
Receptions2; at Nebraska, 12/12/20*
Receiving Yards30; at Northwestern, 9/30/23
Receiving Touchdowns1; at Northwestern, 9/30/23
Longest Reception30; at Northwestern, 9/30/23

* At Minnesota (2019-22).



BEAU PRIBULA 9

Quarterback | 6-2 | 206
 Redshirt Freshman
 York, Pa./Central York
 Major: Division of Undergraduate Studies

► 2023 ► REDSHIRT FRESHMAN SEASON

Season: Has appeared in all six games...Completed 6-of-13 passes for 75 yards and two touchdowns... Owns 225 rushing yards on 34 carries (6.6) with three touchdowns.

Rankings: Ranks fourth among Big Ten quarterbacks with 225 rushing yards.

West Virginia (9/2): Scored the first rushing touchdown of his career in his first action of his career on a 5-yard run in the fourth quarter...Completed a seven-yard pass in the fourth quarter for the first attempt and completion of his career. **Delaware (9/9):** Completed 3-of-5 passes for 22 yards and a touchdown...Rushed for 46 yards and a score on eight carries...Connected with Omari Evans on a 4-yard touchdown pass in the fourth quarter for his first career touchdown toss...Scored on a 6-yard run in the third quarter...Marked his first career game with both a passing and rushing touchdown. **at Illinois (9/16):** Ran for 47 yards on nine carries...Had a 21-yard run in the fourth quarter. **Iowa (9/23):** Posted 55 rushing yards on eight carries. **at Northwestern (9/30):** Connected on a 30-yard touchdown pass with Trey Potts in the fourth quarter. **UMass (10/14):** Rushed for a career-best 59 yards, including a 31-yard touchdown run in the fourth quarter...The 31-yard rush is the longest of his career.

PRIBULA'S CAREER PASSING STATISTICS

	C-A	Yds.	%	TD-INT	YPG	LG
2023	6-13	75	46.2	2-0	15.0	30
Career	6-13	75	46.2	2-0	15.0	30

PRIBULA'S CAREER OFFENSIVE STATISTICS

	Att.-Yds.	Avg.	TD	LG	Rec.-Yds.	Avg.	TD	LG
2023	34-225	6.6	3	31	-	-	-	-
Career	34-225	6.6	3	31	-	-	-	-

► PRIBULA'S CAREER HIGHS

Pass Completions..... 3; Delaware, 9/9/23
Pass Attempts..... 5; Delaware, 9/9/23
Passing Yards..... 30; at Northwestern, 9/30/23
Passing Touchdowns..... 1; at Northwestern, 9/30/23
Long Pass..... 30; at Northwestern, 9/30/23
Rushing Attempts..... 9; at Illinois, 9/16/23
Rushing Yards..... 59; UMass, 10/14/23
Rushing Touchdowns..... 1; Three Times: Last UMass, 10/14/23
Longest Rush..... 31 yards; UMass, 10/14/23



ANDREW RAPPLEYEA 87

Tight End | 6-4 | 253
 Freshman
 Millbrook, N.Y./Milton Academy (Mass.)
 Major: Division of Undergraduate Studies

► 2023 ► TRUE FRESHMAN SEASON

Has appeared in two games.



JAYLEN REED 1

Safety | 6-0 | 205
 Junior
 Detroit, Mich./Martin Luther King Jr.
 Major: Recreation, Park and Tourism Management

► 2023 ► JUNIOR SEASON

Season: Has started all seven games at safety...Owns 21 tackles (13 solo), 1.5 tackles for loss, one sack and one pass breakup.

West Virginia (9/2): Recorded four tackles (3 solo). **Delaware (9/9):** Recorded a solo sack in the first quarter, the first of his career...Added two solo tackles. **at Illinois (9/16):** Made four tackles (3 solo). **Iowa (9/23):** Made two tackles...Notched a key stop in the first quarter which led to a Dani Dennis-Sutton forcing a fumble on the same play...Added a pass breakup. **at Northwestern (9/30):** Posted three tackles, including an assisted tackle for loss. **UMass (10/14):** Assisted on one tackle. **at Ohio State (10/21):** Made five tackles (3 solo).

REED'S CAREER STATISTICS

	UT-AT	TT	FF	FR	I	PBU	SACK	TFL
2021	4-2	6	-	-	-	-	-	-
2022	23-8	31	-	-	-	3	-	2.0-6
2023	13-8	21	-	-	-	1	1.0-7	1.5-7
Career	40-18	58	-	-	-	4	1.0-7	3.5-13

► REED'S CAREER HIGHS

Tackles..... 5; at Indiana, 11/5/22
Tackles for Loss..... 1.0; Three Times: Last Delaware, 9/9/23
Sacks..... 1.0; Delaware, 9/9/23
Pass Breakups..... 1; Four Times: Last Iowa, 9/23/23



CHOP ROBINSON 44

Defensive End | 6-3 | 254
 Junior
 Gaithersburg, Md./Quince Orchard/Maryland
 Major: Telecommunications

► 2023 ► JUNIOR SEASON

Awards: Preseason: Earned preseason second-team All-American honors...Named to the Bednarik Award, Lombardi Award and Bronko Nagurski Trophy watch lists.

Season: Has started all seven games at defensive end...Owns nine tackles (7 solo), five tackles for loss, three sacks, a forced fumble and a pass breakup...Earned the coaching staff's Defensive Player of the Week (Iowa, 9/23).

Rankings: Ranks sixth in the Big Ten averaging 0.5 sacks per game.


West Virginia (9/2): Posted two solo tackles and a tackle for loss. **Delaware (9/9):** Made a solo stop. **at Illinois (9/16):** Made two tackles, including a tackle for loss...Added a pass breakup. **Iowa (9/23):** Recorded a strip-sack in the third quarter, which was recovered by Adisa Isaac...Added two quarterback hurries. **at Northwestern (9/30):** Had a quarterback hurry. **UMass (10/14):** Tied career high with two sacks, recording both in the second quarter.

ROBINSON'S CAREER STATISTICS

	UT-AT	TT	FF	FR	I	PBU	SACK	TFL
2021*	12-7	19	-	-	-	-	2-16	2.5-18
2022	19-7	26	1	1	-	2	5.5-29	10.0-39
2023	7-2	9	1	-	-	1	3.0-15	5.0-19
Career	38-16	54	2	1	-	3	10.5-60	17.5-76

► **ROBINSON'S CAREER HIGHS**

Tackles..... 5; at Michigan, 10/15/22
Tackles for Loss 2.0; Three Times: Last UMass, 10/14/23
Sacks..... 2.0; Twice: Last UMass, 10/14/23
Forced Fumbles..... 1; Twice: Last Iowa, 9/23/23
Fumble Recoveries..... 1; at Auburn, 9/17/22
Pass Breakups..... 1; Three Times: Last at Illinois, 9/16/23
 * at Maryland (2021).



TA'MERE ROBINSON 24
 Linebacker | 6-3 | 231
 Freshman
 Pittsburgh, Pa./Brashear
 Major: Division of Undergraduate Studies

► **2023 ► TRUE FRESHMAN SEASON**

Season: Has appeared in two games.


UMass (10/14): Made two tackles.

ROBINSON'S CAREER STATISTICS

	UT-AT	TT	FF	FR	I	PBU	SACK	TFL
2023	2-0	2	-	-	-	-	-	-
Career	2-0	2	-	-	-	-	-	-

► **ROBINSON'S CAREER HIGHS**

Tackles.....2; UMass, 10/14/23



TONY ROJAS 13
 Linebacker | 6-2 | 225
 Freshman
 Fairfax, Va./Fairfax
 Major: Division of Undergraduate Studies

► **2023 ► TRUE FRESHMAN SEASON**

Season: Has appeared in seven games on defense and special teams...Own 10 tackles (four solo) and a tackle for loss.

West Virginia (9/2): Made two tackles. **Delaware (9/9):** Recorded his first career tackle for loss... Recorded two solo stops. **at Illinois (9/16):** Assisted on two tackles. **UMass (10/14):** Set a career high with four tackles (1 solo).

ROJAS' CAREER STATISTICS

	UT-AT	TT	FF	FR	I	PBU	SACK	TFL
2023	4-6	10	-	-	-	-	-	1.0-3
Career	4-6	10	-	-	-	-	-	1.0-3

► **ROJAS' CAREER HIGHS**

Tackles.....4; UMass, 10/14/23

Tackles for Loss 1; Delaware, 9/9/23



DOMINIC RULLI 51
 Offensive Line | 6-3 | 287
 Redshirt Freshman
 Burlington, Ky./The Taft School (Conn.)
 Major: Division of Undergraduate Studies

► **2023 ► REDSHIRT FRESHMAN SEASON**

Has appeared in seven games on offense and special teams.



SANDER SAHAYDAK 93
 Kicker | 6-0 | 177
 Redshirt Sophomore
 Bethlehem, Pa./Liberty
 Major: Telecommunications

► **2023 ► REDSHIRT SOPHOMORE SEASON**

Season: Has appeared in four games.

West Virginia (9/2): Connected on a pair of extra points. **Delaware (9/9):** Converted on his only extra-point attempt. **UMass (10/14):** Hit all three extra-point attempts.

SAHAYDAK'S CAREER KICKING STATISTICS

	FGM-A	%	0-19	20-29	30-39	40-49	50+	LG	XP	PTS
2022	1-2	50.0	-	1-1	-	-	0-1	20	1-1	4
2023	0-2	0	-	-	0-2	-	-	-	6-6	6
Career	1-4	25.0	-	1-1	0-2	-	0-1	20	7-7	10

SAHAYDAK'S CAREER KICKOFF STATISTICS

	KO	Yds.	Avg.	TB	OB
2022	15	934	62.3	4	1
2023	1	53	53.0	-	-
Career	16	987	61.7	4	1

► **SAHAYDAK'S CAREER HIGHS**

Points Scored.....4; at Rutgers, 11/19/22

PATs Made.....3; UMass, 10/14/23

PATs Attempted3; UMass, 10/14/23

Field Goals Made..... 1; at Rutgers, 11/19/22

Field Goals Attempted..... 1; at Rutgers, 11/19/22

Longest Field Goal.....20; at Rutgers, 11/19/22

Kickoffs.....4; Ohio, 9/10/22

Kickoff Yards.....240; Ohio, 9/10/22

Kickoff Average..... 65.0; at Rutgers, 11/19/22



KADEN SAUNDERS 7

Wide Receiver | 5-10 | 175
 Redshirt Freshman
 Columbus, Ohio/Westerville South
 Major: Division of Undergraduate Studies

► 2023 ► REDSHIRT FRESHMAN SEASON

Season: Has appeared in seven games on offense and special teams...Was Penn State's primary punt returner through the first five contests...Owns five catches for 43 yards and one touchdown...Has 14 punt returns for 86 yards.

Rankings: Ranks fifth in the Big Ten averaging 6.1 yards per punt return (40th nationally).

West Virginia (9/2): Was Penn State's primary punt returner, fair catching three punts. **Delaware (9/9):** Posted five punt returns for 30 yards, including a long return of nine yards. **at Illinois (9/16):** Made two receptions for 19 yards...Added a key 19-yard punt return towards the end of the first half, leading to a Penn State field goal. **UMass (10/14):** Had two punt returns for 43 yards, including a career-long 37-yard return. **at Ohio State (10/21):** Hauled in an 8-yard touchdown reception in the fourth quarter, his first career touchdown reception...Finished the game with two receptions for 25 yards.

SAUNDERS' CAREER STATISTICS

	Att.-Yds.	Avg.	TD	LG	Rec.-Yds.	Avg.	TD	LG
2022	-	-	-	-	2-21	10.5	-	13
2023	-	-	-	-	5-43	8.6	1	17
Career	-	-	-	-	7-64	9.1	1	17

SAUNDERS' CAREER RETURN STATISTICS

	KR-Yds.	Avg.	TD	LG	PR-Yds.	Avg.	TD	LG
2023	-	-	-	-	14-86	6.1	-	37
Career	-	-	-	-	14-86	6.1	-	37

► SAUNDERS' CAREER HIGHS

Receptions.....2; Twice: Last at Ohio State, 10/21/23
Receiving Yards.....25; at Ohio State, 10/21/23
Receiving Yards.....25; at Ohio State, 10/21/23
Receiving Touchdowns.....1; at Ohio State, 10/21/23
Punt Returns.....5; Delaware, 9/9/23
Punt Return Yards.....43; UMass, 10/14/23
Long Punt Return.....37 yards; UMass, 10/14/23



DREW SHELTON 66

Offensive Line | 6-5 | 306
 Sophomore
 Downingtown, Pa./Downingtown West
 Major: Division of Undergraduate Studies

► 2023 ► SOPHOMORE SEASON

Season: Has appeared in seven games on offense and special teams...Earned the coaching staff's Offensive Player of the Week (Iowa, 9/23).

West Virginia (9/2): Helped lead the Penn State offense to 478 total yards in the victory...Helped Drew Allar set career-high marks in touchdown passes (3), passing yards (325), completions (21) and attempts (29). **Delaware (9/9):** Penn State tallied 541 total yards on offense, including 315 yards on the ground...The Nittany Lions ran 91 offensive plays and held the ball for a time of possession of 42:22...Kaytron Allen rushed for 103 yards on 19 carries and touchdown, while Nicholas Singleton scored three touchdowns on the ground. **at Illinois (9/16):** Helped the Penn State offense score 20 points off turnovers...Allen and Singleton each accounted for rushing touchdowns, while Trey Potts threw a touchdown to Tyler Warren. **Iowa (9/23):** Helped Penn State scored on drives of 17, 10 15 and 12 plays...The Nittany Lions held the ball for 13:26 of the third quarter and finished the game with 45:27 of possession...Helped PSU rush for 215 yards. **at Northwestern (9/30):** Penn State threw totaled 353 yards of offense, including 219 yards through the air...Singleton accounted for 119 yards of offense. **UMass (10/14):** Played both center and guard...The Nittany Lions rushed for 246 yards and finished

with 408 yards of offense in the 63-0 win...Drew Allar accounted for four total touchdowns, including three passing.



NICHOLAS SINGLETON 10

Running Back | 6-0 | 222
 Sophomore
 Shillington, Pa./Governor Mifflin
 Major: Division of Undergraduate Studies

► CAREER NOTES & RECORDS

Career: Notable: Has 1,471 career rushing yards, ranking 31st in Penn State history...Owns four career 100-yard rushing games...Has six career games with multiple rushing touchdowns.

Season: Records Set: Posted a Penn State freshman record 12 rushing touchdowns...Singleton (1,061) and Kaytron Allen (867) became the first true freshman teammates in Big Ten history each with 700 or more rushing yards in a single season. **2022:** Became the 16th all-time Nittany Lion to rush for 1,000 yards in a season...Joined Saquon Barkley (1,076; 2015) and D.J. Dozier (1,002; 1983) as the only PSU freshmen to reach 1,000 rushing yards in a season...With five multi-touchdown run games, became one of seven Penn State running backs to have at least five in a single season, joining Lydell Mitchell (8; 1971), Barkley (7; 2017), Curtis Enis (6; 1997), Ki-Jana Carter (6; 1994), Larry Johnson (5; 2002) and Richie Anderson (5; 1992)...Singleton and Allen became the only Penn State duo to each rush for 850-plus yards in a season and one of three 800-plus rushing yard duos: 2022 (Singleton, 1,061; Allen, 867), 2013 (Zach Zwinak, 989; Bill Belton, 803), 2005 (Tony Hunt, 1,047; Michael Robinson, 806).

Game: Records Set: Posted 179 rushing yards against Ohio (9/10), a Penn State record for a Beaver Stadium debut. **2022:** Tallied 70- and 44-yard touchdown runs and an additional 48-yard rush against Ohio, becoming the first Nittany Lion with multiple 40-plus yard touchdown runs in a game and three 40-plus yard runs in a game since Larry Johnson at Indiana on Nov. 16, 2002.

Bowl: 2022: Scored on an 87-yard run in the third quarter against Utah (1/2), the third-longest run in Rose Bowl Game history and the longest in the Rose Bowl Game since 2012...The run marked Penn State's second-longest rush in a bowl game, only trailing Saquon Barkley's 92-yard touchdown run in the 2017 Fiesta Bowl...Tallied two rushing touchdowns in the Rose Bowl Game, tied for second in a PSU bowl game, while his 120 rushing yards were 10th.

► 2023 ► SOPHOMORE SEASON

Awards: Preseason: Named to the Walter Camp Player of the Year, Maxwell Award, Doak Walker and Paul Hornung Award watch lists...Earned second-team preseason All-American honors from Sporting News and honorable mention honors from Pro Football Focus.

Season: Has appeared in seven games, making four starts...Owns 98 rushes for 410 yards and six touchdowns...Has 14 catches for 117 yards and a touchdown.

Rankings: Ranks fourth in the Big Ten in rushing touchdowns (6; 27th nationally), third in total touchdowns (7; 31st), fourth in all-purpose yards per game (100.5), eighth in rushing yards per game (60.3) and 10th in total rushing yards (362).

West Virginia (9/2): Ran for 70 yards on 13 carries with a long rush of 14 yards...Scored on a 2-yard rush in the second quarter. **Delaware (9/9):** Scored a career-high three rushing touchdowns...Rushed for 47 yards and added an 18-yard reception...Had a 26-yard kick return...Found the endzone on a 2-yard rush on Penn State's opening drive and scored on a pair of 5-yard runs in the second quarter. **at Illinois (9/16):** Ran for 39 yards to go along with a touchdown...Posted a career-high 49 receiving yards...Scored on a 16-yard rush in the fourth quarter...Added a 31-yard kick return. **Iowa (9/23):** Rushed for 49 yards on 17 carries...Added two receptions. **at Northwestern (9/30):** Rushed for a team-high 80 yards on 21 carries, while scoring on a rushing touchdown and a receiving touchdown...Posted 39 yards on a career-high six receptions...Scored on a 1-yard run in the fourth quarter...Hauled in a 2-yard touchdown reception in the third quarter, marking his first career game with both a rushing and receiving touchdown. **UMass (10/14):** Notched a team-high 79 yards on 15 carries. **at Ohio State (10/21):** Ran for 48 yards on nine carries and added a 6-yard reception...Had a 30-yard kick return.

SINGLETON'S CAREER STATISTICS

	Att.-Yds.	Avg.	TD	LG	Rec.-Yds.	Avg.	TD	LG
2022	156-1,061	6.8	12	87	11-85	7.7	1	22
2023	98-410	4.2	6	20	14-117	8.4	1	19
Career	254-1,471	5.8	18	87	25-202	8.1	2	22

SINGLETON'S CAREER RETURN STATISTICS

	KR-Yds.	Avg.	TD	LG	PR-Yds.	Avg.	TD	LG
2022	14-349	24.9	1	100	-	-	-	-
2023	8-160	20.0	-	31	-	-	-	-
Career	22-509	23.1	1	100	-	-	-	-

> SINGLETON'S CAREER HIGHS

Rushing Attempts21; Northwestern, 10/1/22
Rushing Yards179; Ohio, 9/10/22
Rushing Touchdowns3; Delaware, 9/9/23
Longest Rush87; vs. Utah, 1/2/23
Receptions6; at Northwestern, 9/30/23
Receiving Yards49; at Illinois, 9/16/23
Receiving Touchdowns1; Twice: Last at Northwestern, 9/30/23
Longest Reception22; Minnesota, 10/22/22
Kick Returns4; at Michigan, 10/15/22
Kick Return Yards100; at Rutgers, 11/19/22
Kick Return Touchdowns1; at Rutgers, 11/19/22
Long Kick Return100; at Rutgers, 11/19/22
All-Purpose Yards219; Ohio, 9/10/22



BLAISE SOKACH-MINNICK 35

Long Snapper | 6-3 | 214
 Redshirt Freshman
 West Pittston, Pa./Wyoming Area
 Major: Division of Undergraduate Studies

> 2023 > REDSHIRT FRESHMAN SEASON

Has appeared in one game on special teams.



MASON STAHL 17

Wide Receiver | 6-0 | 197
 Redshirt Junior
 Pittsburgh, Pa./Baldwin
 Major: Agribusiness Management

> 2023 > REDSHIRT JUNIOR SEASON

Has appeared in three games on special teams.

STAHL'S CAREER STATISTICS

	Att.-Yds.	Avg.	TD	LG	Rec.-Yds.	Avg.	TD	LG
2021	3-22	7.3	-	17	-	-	-	-
Career	3-22	7.3	-	17	-	-	-	-

> STAHL'S CAREER HIGHS

Rushing Attempts3; Rutgers, 11/20/21
Rushing Yards22; Rutgers, 11/20/21
Longest Rush17; Rutgers, 11/20/21



TANK SMITH 38

Running Back | 5-7 | 222
 Redshirt Senior
 Pittsburgh, Pa./Penn Hills/Saint Francis (Pa.)
 Major: Telecommunications

> 2023 > REDSHIRT SENIOR SEASON

Season: Has appeared in two games.

Delaware (9/9): Ran for 29 yards on six carries with a long rush of 9 yards. **UMass (10/14):** Had two carries for 41 yards, including a career-long 39 yard run in the fourth quarter.

SMITH'S CAREER STATISTICS

	Att.-Yds.	Avg.	TD	LG	Rec.-Yds.	Avg.	TD	LG
2020	1-7	7.0	-	7	-	-	-	-
2021	4-5	1.3	-	7	-	-	-	-
2022	23-61	2.7	-	11	1-2	2.0	-	2
2023	8-70	8.8	-	39	-	-	-	-
Career	36-143	4.0	-	39	1-2	2.0	-	2

> SMITH'S CAREER HIGHS

Rushing Attempts6; Three Times: Last Delaware, 9/9/23
Rushing Yards41; UMass, 10/14/23
Longest Rush39 yards; UMass, 10/14/23
Receptions1; Ohio, 9/10/22
Receiving Yards2; Ohio, 9/10/22
Longest Reception2; Ohio, 9/10/22



JAXON SMOLIK 14

Quarterback | 6-1 | 205
 Freshman
 Van Meter, Iowa/Dowling Catholic
 Major: Division of Undergraduate Studies

> 2023 > TRUE FRESHMAN SEASON

Has appeared in one game.



RILEY THOMPSON 95

Punter | 6-1 | 209
 Senior
 Melbourne, Australia/Haileybury/Deakin/Florida Atlantic
 Major: Labor and Human Resources

> 2023 > SENIOR SEASON

Awards: Preseason: Named to the Ray Guy Award watch list.

Season: Has appeared in seven games as Penn State's starting punter.

West Virginia (9/2): Had two punts for 75 yards with a long punt of 46 yards. **Delaware (9/9):** Hit a 47-yard punt to the Delaware 7 in the second quarter. **at Illinois (9/16):** Averaged 43.8 yards per punt on six punts...Knocked two punts inside the 20...Hit a 45-yard punt to the Illinois 19 in the second quarter and a 44-yard punt to the Illinois 12 in the fourth quarter. **Iowa (9/23):** Averaged 37.8 yards on four punts. **at Northwestern (9/30):** Averaged 46.8 yards on four punts...Landed a 39-yard punt at the Northwestern 19 in the first quarter and a 50-yard punt, fair caught at the Northwestern 16 in the fourth quarter. **UMass (10/14):** Hit a 47-yard punt to the UMass 10. **at Ohio State (10/21):** Averaged 43.7 yards on nine punts, including four inside the 20 and two punts of 50+ yards.

THOMPSON'S CAREER PUNTING STATISTICS

	Punts	Yards	Avg.	I-20	FC	50+	LG	BLK
2022*	61	2,770	45.4	26	14	15	71	-
2023	27	1,170	43.3	10	11	3	54	-
Career	88	3,940	44.8	36	25	18	71	-

► THOMPSON'S CAREER HIGHS

Punt Attempts 9; Twice: Last at Ohio State, 10/21/23
 Punt Yards 420; WKU, 11/26/22*
 Punt Average 53.8; at FIU, 11/12/22*
 Longest Punt 71; UAB, 10/29/22*
 * At Florida Atlantic (2022).



DAVON TOWNLEY JR. 18

Defensive Tackle | 6-6 | 267
 Redshirt Sophomore
 Minneapolis, Minn./North Community
 Major: Recreation, Park and Tourism Management

► 2023 ► REDSHIRT SOPHOMORE SEASON

Has appeared in two games.

TOWNLEY'S CAREER STATISTICS

	UT-AT	TT	FF	FR	I	PBU	SACK	TFL
2022	0-3	3	-	-	-	-	-	-
2023	-	-	-	-	-	-	-	-
Career	0-3	3	-	-	-	-	-	-

► TOWNLEY'S CAREER HIGHS

Tackles 1; Three Times: Last at Rutgers, 11/19/22



ZION TRACY 12

Cornerback | 5-11 | 182
 Freshman
 Hempstead, N.Y./St. Thomas More (Conn.)
 Major: Division of Undergraduate Studies

► 2023 ► TRUE FRESHMAN SEASON

Season: Has appeared in seven games on defense and special teams...Owns nine tackles (8 solo)... Named the coaching staff's Special Teams Player of the Week (Northwestern, 9/30).

West Virginia (9/2): Made two tackles. **Delaware (9/9):** Posted a solo tackle. **at Illinois (9/16):** Made a solo stop. **at Northwestern (9/30):** Talled two solo tackles, including a fourth down stop on a fake punt attempt. **UMass (10/14):** Recorded three solo tackles.

TRACY'S CAREER STATISTICS

	UT-AT	TT	FF	FR	I	PBU	SACK	TFL
2023	8-1	9	-	-	-	-	-	-
Career	8-1	9	-	-	-	-	-	-

► TRACY'S CAREER HIGHS

Tackles 3; UMass, 10/14/23



IBRAHIM TRAORE 57

Offensive Line | 6-5 | 323
 Redshirt Junior
 Bronx, N.Y./Frederick Douglass Academy 1
 Major: Journalism

► 2023 ► REDSHIRT JUNIOR SEASON

Has appeared in one game.



JORDAN van den BERG 52

Defensive Tackle | 6-3 | 310
 Redshirt Sophomore
 Johannesburg, South Africa/Providence Christian/Iowa Western
 Major: Telecommunications

► 2023 ► REDSHIRT SOPHOMORE SEASON

Awards: Preseason: Named to the Reese's Senior Bowl watch list.

Season: Has appeared in all six games...Owns four tackles and a quarterback hurry.

West Virginia (9/2): Made two solo stops. **at Illinois (9/16):** Assisted on a tackle. **Iowa (9/23):** Assisted on a tackle and added a quarterback hurry.

VAN DEN BERG'S CAREER STATISTICS

	UT-AT	TT	FF	FR	I	PBU	SACK	TFL
2021	4-2	6	1	-	-	-	1.0-9	2.0-12
2022	4-5	9	1	-	-	-	1.5-6	1.5-6
2023	2-2	4	-	-	-	-	-	-
Career	10-9	19	2	-	-	-	2.5-15	3.5-18

► VAN DEN BERG'S CAREER HIGHS

Tackles 5; vs. Arkansas, 1/1/22
 Tackles for Loss 1.0; Three Times: Last at Auburn, 9/17/22
 Sacks 1.0; Twice: Last at Auburn, 9/17/22
 Forced Fumbles 1; Twice: Last Maryland, 11/12/22



AMIN VANOVER 15

Defensive End | 6-4 | 266
 Junior
 Newark, N.J./St. Joseph's
 Major: Rehabilitation and Human Services

► 2023 ► JUNIOR SEASON

Season: Has appeared in five games...Owns five tackles (3 solo), 1.5 tackles for loss, 1.5 sacks and a forced fumble.

Iowa (9/23): Forced a fumble on a sack in the fourth quarter, which was recovered by Zuriah Fisher. **at Northwestern (9/30):** Posted two tackles and assisted on a sack with Coziah Izzard in the first quarter. **UMass (10/14):** Collected two tackles. **at Ohio State (10/21):** Had a quarterback hurry.

VANOVER'S CAREER STATISTICS

	UT-AT	TT	FF	FR	I	PBU	SACK	TFL
2020	3-0	3	-	-	-	-	-	-
2021	2-2	4	-	-	-	-	-	1.0-7
2022	9-7	16	-	-	-	3	1.0-12	4.5-19
2023	3-2	5	1	-	-	-	1.5-10	1.5-10
Career	17-11	28	1	-	-	3	2.5-22	7.0-36

► VANOVER'S CAREER HIGHS

Tackles 3; vs. Arkansas, 1/1/22
 Tackles for Loss 2.0; at Rutgers, 11/19/22
 Sacks 1.0; Twice: Last Iowa, 9/23/23
 Forced Fumbles 1; Iowa, 9/23/23
 Pass Breakups 1; Three Times: Last Central Michigan, 9/24/22



CAEDAN WALLACE 73

Offensive Line | 6-5 | 328
 Redshirt Senior
 Robbinsville, N.J./The Hun School
 Major: Communication Arts and Sciences

► 2023 ► REDSHIRT SENIOR SEASON

Awards: Preseason: Named to the Reese's Senior Bowl watch list.

Season: Has started all seven games at right tackle...Earned the coaching staff's Offensive Player of the Week (Iowa, 9/23).

West Virginia (9/2): Helped lead the Penn State offense to 478 total yards in the victory...Helped Drew Allar set career-high marks in touchdown passes (3), passing yards (325), completions (21) and attempts (29). **Delaware (9/9):** Penn State tallied 541 total yards on offense, including 315 yards on the ground...The Nittany Lions ran 91 offensive plays and held the ball for a time of possession of 42:22...Kaytron Allen rushed for 103 yards on 19 carries and touchdown, while Nicholas Singleton scored three touchdowns on the ground. **at Illinois (9/16):** Helped the Penn State offense score 20 points off turnovers...Allen and Singleton each accounted for rushing touchdowns, while Trey Potts threw a touchdown to Tyler Warren. **Iowa (9/23):** Helped Penn State scored on drives of 17, 10 15 and 12 plays...The Nittany Lions held the ball for 13:26 of the third quarter and finished the game with 45:27 of possession...Helped PSU rush for 215 yards. **at Northwestern (9/30):** Penn State threw totaled 353 yards of offense, including 219 yards through the air...Singleton accounted for 119 yards of offense. **UMass (10/14):** Played both center and guard...The Nittany Lions rushed for 246 yards and finished with 408 yards of offense in the 63-0 win...Drew Allar accounted for four total touchdowns, including three passing.



HARRISON WALLACE III 6

Wide Receiver | 6-1 | 194
 Redshirt Sophomore
 Montgomery, Ala./Pike Road
 Major: Criminology

► 2023 ► REDSHIRT SOPHOMORE SEASON

Season: Has appeared in six games, making three starts...Has 13 receptions for 142 yards.

West Virginia (9/2): Recorded career highs in receptions (7) and yards (72)...Had a long catch of 18 yards. **Delaware (9/9):** Made three grabs for 26 yards. **UMass (10/14):** Caught three passes for 44 yards, including a season-long 21-yard reception. **at Ohio State (10/21):** Posted two catches for 19 yards.

WALLACE'S CAREER STATISTICS

	Att.-Yds.	Avg.	TD	LG	Rec.-Yds.	Avg.	TD	LG
2022	-	-	-	-	19-273	14.4	1	48
2023	-	-	-	-	15-161	10.7	-	21
Career	-	-	-	-	34-434	12.8	1	48

► WALLACE'S CAREER HIGHS

Receptions 7; West Virginia, 9/2/23
Receiving Yards 72; West Virginia, 9/2/23
Receiving Touchdowns 1; at Indiana, 11/5/22
Longest Reception 48; Minnesota, 10/15/22



TYLER WARREN 44

Tight End | 6-6 | 257
 Junior
 Mechanicsville, Va./Atlee
 Major: Advertising and Public Relations

► 2023 ► JUNIOR SEASON

Awards: Preseason: Named to the Reese's Senior Bowl watch list.

Season: Has appeared in seven games, making six starts...Has 17 receptions for 140 yards and five touchdowns...Earned the coaching staff's Offensive Player of the Week (UMass, 10/14).

Rankings: Ranks second in the Big Ten in receiving touchdowns (5; 26th nationally)...Leads the Big Ten and is tied for third in the FBS in receiving touchdowns among tight ends.

West Virginia (9/2): Made a 9-yard reception. **Delaware (9/9):** Posted a career-high six receptions to go along with a 2-yard touchdown reception in the second quarter...Finished with 37 receiving yards. **at Illinois (9/16):** Hauled in an 11-yard touchdown reception from running back Trey Potts in the third quarter...Finished with three catches for 35 yards. **Iowa (9/23):** Caught a career-high two touchdown receptions...Hauled in 2-yard and 7-yard touchdown catches in the third quarter. **at Northwestern (9/30):** Tallied two grabs for 25 yards. **UMass (10/14):** Made two catches for 14 yards, including a 7-yard touchdown reception in the second quarter. **at Ohio State (10/21):** Made an 11-yard reception.

WARREN'S CAREER STATISTICS

	Att.-Yds.	Avg.	TD	LG	Rec.-Yds.	Avg.	TD	LG
2021	6-6	1.0	2	3	5-61	12.2	1	29
2022	-	-	-	-	10-123	12.3	3	38
2023	-	-	-	-	17-140	8.2	5	15
Career	6-6	1.0	2	3	32-324	10.1	9	38

► WARREN'S CAREER HIGHS

Receptions 6; Delaware, 9/9/23
Receiving Yards 38; Minnesota, 10/22/22
Receiving Touchdowns 2; Iowa, 9/23/23
Longest Reception 38; Minnesota, 10/22/22
Rushing Attempts 2; Auburn, 9/18/21
Rushing Yards 3; Villanova, 9/25/21
Rushing Touchdowns 1; Twice: Last Villanova, 9/25/21
Longest Rush 3; Villanova, 9/25/21



ELLIOT WASHINGTON II 16

Cornerback | 5-11 | 192
 Freshman
 Venice, Fla./Venice
 Major: Division of Undergraduate Studies

► 2023 ► TRUE FRESHMAN SEASON

Season: Has appeared in all seven games on defense and special teams.

West Virginia (9/2): Made a special teams tackle. **Delaware (9/9):** Posted two tackles. **at Illinois (9/16):** Assisted on two tackles. **at Northwestern (9/30):** Posted a solo tackle. **UMass (10/14):** Recorded one solo tackle.

WASHINGTON'S CAREER STATISTICS

	UT-AT	TT	FF	FR	I	PBU	SACK	TFL
2023	4-3	7	-	-	-	-	-	-
Career	4-3	7	-	-	-	-	-	-

► WASHINGTON'S CAREER HIGHS

Tackles 2; Twice: Last at Illinois, 9/16/23



ZAKEE WHEATLEY 6

Safety | 6-2 | 198
 Redshirt Sophomore
 Crofton, Md./Archbishop Spalding
 Major: Division of Undergraduate Studies

► 2023 ► REDSHIRT SOPHOMORE SEASON

Season: Has appeared in all seven games...Owns 15 tackles (10 solo).

West Virginia (9/2): Posted four solo tackles. **at Illinois (9/16):** Led the team with a career-high six tackles. **Iowa (9/23):** Made two solo tackles. **at Northwestern (9/30):** Tallied a solo stop. **UMass (10/14):** Collected two tackles (1 solo). **at Ohio State (10/21):** Made three tackles and assisted on a tackle for loss.

WHEATLEY'S CAREER STATISTICS

	UT-AT	TT	FF	FR	I	PBU	SACK	TFL
2021	1-1	2	-	-	-	-	-	-
2022	21-6	27	1	-	2	1	-	-
2023	11-7	18	-	-	-	-	-	0.5-1
Career	33-14	47	1	-	2	1	-	0.5-1

► WHEATLEY'S CAREER HIGHS

Tackles.....6; at Illinois, 9/16/23
Forced Fumbles.....1; at Purdue, 9/1/22
Interceptions.....1; Twice: Last Central Michigan, 9/24/22
Pass Breakups.....1; Ohio State, 10/29/22



J'VEN WILLIAMS 70

Offensive Line | 6-5 | 313
 Freshman
 Reading, Pa./Wyomissing
 Major: Division of Undergraduate Studies

► 2023 ► TRUE FRESHMAN SEASON

Has appeared in two games.



JAKE WILSON 94

Defensive End | 6-3 | 247
 Redshirt Junior
 Nazareth, Pa./Nazareth Area
 Major: Electrical Engineering

► 2023 ► REDSHIRT JUNIOR SEASON

Season: Has appeared in seven games, primarily on special teams.

Delaware (9/9): Assisted on a tackle. **UMass (10/14):** Made one tackle.

WILSON'S CAREER STATISTICS

	UT-AT	TT	FF	FR	I	PBU	SACK	TFL
2022	0-1	1	-	-	-	-	-	-
2023	0-2	2	-	-	-	-	-	-
Career	0-3	3	-	-	-	-	-	-

► WILSON'S CAREER HIGHS

Tackles.....1; Three Times: Last UMass, 10/14/23



KEVIN WINSTON JR. 21

Safety | 6-2 | 203
 Sophomore
 Columbia, Md./DeMatha Catholic
 Major: Division of Undergraduate Studies

► 2023 ► SOPHOMORE SEASON

Season: Has started all seven games at safety...Has 21 tackles (13 solo), one fumble recovery and two pass breakups.

West Virginia (9/2): Made three tackles (2 solo) in first career start. **Delaware (9/9):** Recovered a fumble in the third quarter, the first of his career...Assisted on a tackle. **at Illinois (9/16):** Made three tackles (2 solo) to go along with a pass breakup. **Iowa (9/23):** Posted a solo stop and broke up a pass. **at Northwestern (9/30):** Posted a career-high five tackles (4 solo). **UMass (10/14):** Assisted on one tackle. **at Ohio State (10/21):** Posted a career-high seven tackles (4 solo).

WINSTON'S CAREER STATISTICS

	UT-AT	TT	FF	FR	I	PBU	SACK	TFL
2022	11-5	16	-	-	-	-	-	1.0-3
2023	13-8	21	-	1	-	2	-	-
Career	24-13	37	-	1	-	2	-	1.0-3

► WINSTON'S CAREER HIGHS

Tackles.....5; at Northwestern, 9/30/23
Tackles for Loss.....1.0; at Rutgers, 11/19/22
Fumble Recoveries.....1; Delaware, 9/9/23
Pass Breakups.....1; Twice: Last Iowa, 9/23/23



SAL WORMLEY 77

Offensive Line | 6-3 | 324
 Redshirt Senior
 Newark, N.J./Smyrna (Del.)
 Major: Journalism

► 2023 ► REDSHIRT SENIOR SEASON

Season: Has started all seven games at right guard...Earned the coaching staff's Offensive Player of the Week (Iowa, 9/23).

West Virginia (9/2): Helped lead the Penn State offense to 478 total yards in the victory...Helped Drew Allar set career-high marks in touchdown passes (3), passing yards (325), completions (21) and attempts (29). **Delaware (9/9):** Penn State tallied 541 total yards on offense, including 315 yards on the ground...The Nittany Lions ran 91 offensive plays and held the ball for a time of possession of 42:22...Kaytron Allen rushed for 103 yards on 19 carries and touchdown, while Nicholas Singleton scored three touchdowns on the ground. **at Illinois (9/16):** Helped the Penn State offense score 20 points off turnovers...Allen and Singleton each accounted for rushing touchdowns, while Trey Potts threw a touchdown to Tyler Warren. **Iowa (9/23):** Helped Penn State scored on drives of 17, 10 15 and 12 plays...The Nittany Lions held the ball for 13:26 of the third quarter and finished the game with 45:27 of possession...Helped PSU rush for 215 yards. **at Northwestern (9/30):** Penn State threw totaled 353 yards of offense, including 219 yards through the air...Singleton accounted for 119 yards of offense. **UMass (10/14):** Played both center and guard...The Nittany Lions rushed for 246 yards and finished with 408 yards of offense in the 63-0 win...Drew Allar accounted for four total touchdowns, including three passing.



KEON WYLIE

32

Linebacker | 6-2 | 218
 Redshirt Freshman
 Philadelphia, Pa./Imhotep Charter
 Major: Division of Undergraduate Studies

► **2023 ► REDSHIRT FRESHMAN SEASON**

Season: Has appeared in all seven games on defense and special teams...Owns 10 tackles (6 solo) and one sack.

West Virginia (9/2): Assisted on a tackle. **at Illinois (9/16):** Made a career-high four tackles (2 solo). **at Northwestern (9/30):** Recorded his first career solo sack in the fourth quarter...Tallied two solo tackles. **UMass (10/14):** Secured three tackles (2 solo).

WYLIE'S CAREER STATISTICS

	UT-AT	TT	FF	FR	I	PBU	SACK	TFL
2022	1-1	2	-	-	-	-	0.5-2	0.5-2
2023	6-4	10	-	-	-	-	1.0-8	1.0-8
Career	7-5	12	-	-	-	-	1.5-10	1.5-10

► **WYLIE'S CAREER HIGHS**

Tackles.....4; at Illinois, 9/16/23
Tackles for Loss 0.5; vs. Utah, 1/2/23
Sacks..... 0.5; vs. Utah, 1/2/23

Team Results

Date	Opponent		Score	Att.
09/02/2023	West Virginia	W	38-15	110747
09/09/2023	Delaware	W	63-7	108575
* 09/16/2023	at Illinois	W	30-13	49099
* 09/23/2023	Iowa	W	31-0	110830
* 09/30/2023	at Northwestern	W	41-13	25064
10/14/2023	Massachusetts	W	63-0	105533
* 10/21/2023	at Ohio St.	L	12-20	105506

Rushing

Player	gp	att	gain	loss	net	avg	td	lg	avg/g
Nicholas Singleton	7	98	430	20	410	4.2	6	20	58.6
Kaytron Allen	7	87	413	12	401	4.6	3	18	57.3
Beau Pribula	6	34	231	6	225	6.6	3	31	37.5
Trey Potts	7	20	113	6	107	5.4	2	20	15.3
Tank Smith	2	8	70	0	70	8.8	0	39	35.0
Drew Allar	7	41	118	62	56	1.4	3	13	8.0
Tyler Holzworth	1	3	4	0	4	1.3	0	2	4.0
Team	7	1	0	4	-4	-4.0	0	0	-0.6
Total	7	294	1381	112	1269	4.3	17	39	181.3
Opponents	7	222	769	255	514	2.3	6	66	73.4

Passing

Player	gp	effic	comp-att-int	pct	yds	td	lg	avg/g
Drew Allar	7	134.7	136-223-0	61.0	1445	13	72	206.4
Beau Pribula	6	145.4	6-13-0	46.2	75	2	30	12.5
Trey Potts	7	522.4	1-1-0	100.0	11	1	11	1.6
Total	7	136.9	143-237-0	60.3	1531	16	72	218.7
Opponents	7	91.6	100-194-7	51.5	1013	2	37	144.7

Receiving

Player	gp	no.	yds	avg	td	lg	avg/g
KeAndre Lambert-Smith	7	37	454	12.3	3	72	64.9
Theo Johnson	7	18	206	11.4	2	34	29.4
Tyler Warren	7	17	140	8.2	5	15	20.0
Harrison Wallace III	6	15	161	10.7	0	21	26.8
Nicholas Singleton	7	14	117	8.4	1	19	16.7
Dante Cephas	7	9	131	14.6	0	26	18.7
Liam Clifford	7	9	90	10.0	0	33	12.9
Kaytron Allen	7	7	44	6.3	0	15	6.3
Malik McClain	7	6	71	11.8	1	25	10.1
Kaden Saunders	7	5	43	8.6	1	17	6.1
Trey Potts	7	2	46	23.0	1	30	6.6
Malick Meiga	4	1	7	7.0	0	7	1.8
Khalil Dinkins	7	1	9	9.0	1	9	1.3
Cristian Driver	4	1	8	8.0	0	8	2.0
Omari Evans	6	1	4	4.0	1	4	0.7
Total	7	143	1531	10.7	16	72	218.7
Opponents	7	100	1013	10.1	2	37	144.7

Game Records

Record	Overall	Home	Away	Neutral
ALL GAMES	6-1	4-0	2-1	0-0
CONFERENCE	3-1	1-0	2-1	0-0
NON-CONFERENCE	3-0	3-0	0-0	0-0

Team Statistics

	PSU	OPP
First Downs	171	89
Rushing	79	34
Passing	77	44
Penalty	15	11
Rushing Yardage	1269	514
Rushing attempts	294	222
Average per rush	4.3	2.3
Average per game	181.3	73.4
TDs Rushing	17	6
Passing Yardage	1531	1013
Comp-Att-Int	143-237-0	100-194-7
Average per pass	6.5	5.2
Average per catch	10.7	10.1
Average per game	218.7	144.7
TDs Passing	16	2
Total offense	2800	1527
Average per play	5.3	3.7
Average per game	400.0	218.1
Kick returns: #-Yards	10-208	13-237
Punt returns: #-Yards	18-230	12-82
Int returns: #-Yards	7-105	0-0
Fumbles-Lost	8-3	10-8
Penalties-Yards	36-312	39-316
Punts-Avg	28-42.9	46-42.0
Time of possession / game	33:19	26:41
3rd-down conversion	43/102	28/99
4rd-down conversion	12/15	5/12
PAT-attempts	(35-35) 100%	(6-6) 100%
2-point conversion-attempts	(0-1) 0%	(1-2) 50%

Interceptions

Player	no.	yds	avg	td	lg
Daequan Hardy	2	34	17.0	0	34
Johnny Dixon	1	21	21.0	0	21
Keaton Ellis	1	6	6.0	0	6
Dominic DeLuca	1	26	26.0	1	26
Cam Miller	1	0	0.0	0	0
Abdul Carter	1	18	18.0	0	18
Total	7	105	15.0	1	34
Opponents	0	0	0.0	0	0

2023 RESULTS & STATISTICS

Field Goals

Player	fg	pct.	01-19	20-29	30-39	40-49	50-99	lg	blk
Alex Felkins	9-11	81.8	0-0	4-4	0-0	5-6	0-1	47	1
Sander Sahaydak	0-2	0.0	0-0	0-0	0-2	0-0	0-0	0	0
Opponents	4-7	57.1	0-0	1-1	3-3	0-3	0-0	37	0

Scoring

Player	td	fg	PAT					dpx	saf	pts
			kick	rush	rcv	pass				
Alex Felkins	-	9-11	29-29	-	-	-	-	-	-	56
Nicholas Singleton	7	-	-	-	-	-	-	-	-	42
Tyler Warren	5	-	-	-	-	-	-	-	-	30
Trey Potts	3	-	-	-	-	-	-	-	-	18
KeAndre Lambert-Smith	3	-	-	-	-	-	-	-	-	18
Beau Pribula	3	-	-	-	-	-	-	-	-	18
Kaytron Allen	3	-	-	-	-	-	-	-	-	18
Drew Allar	3	-	-	-	-	-	-	-	-	18
Daequan Hardy	2	-	-	-	-	-	-	-	-	12
Theo Johnson	2	-	-	-	-	-	-	-	-	12
Khalil Dinkins	1	-	-	-	-	-	-	-	-	6
Dominic DeLuca	1	-	-	-	-	-	-	-	-	6
Sander Sahaydak	-	0-2	6-6	-	-	-	-	-	-	6
Malik McClain	1	-	-	-	-	-	-	-	-	6
Kaden Saunders	1	-	-	-	-	-	-	-	-	6
Omari Evans	1	-	-	-	-	-	-	-	-	6
Total	36	9-13	35-35	0	0	0	0	0	0	278
Opponents	8	4-7	6-6	0	1	1	0	0	0	68

Score by Periods

Team	1st	2nd	3rd	4th	OT	TOT
Penn St.	43	76	87	72	0	278
Opponents	13	28	0	27	0	68

FG Sequence

Team Name	Penn St.	Opponents
Iowa	(46),43	
Ohio St.	(40),(41)	(33),(37),45
Illinois	(20),(45),52,(28)	47
Northwestern	(20),(47)	(33),(28)
West Virginia	38,34,(25)	
Delaware		46

Kickoffs

Player	no.	yds	avg	tb	ob	retn	net	ydln
Gabe Nwosu	44	2796	63.5	26	1			
Alex Felkins	5	325	65.0	4	0			
Sander Sahaydak	1	53	53.0	0	0			
Total	50	3174	63.5	30	1	13	40.6	24
Opponents	18	1126	62.6	7	0	10	40	25

Punting

Player	no.	yds	avg	lg	tb	fc	i20	50+	blk
Riley Thompson	27	1170	43.3	54	0	11	10	3	0
Team	1	30	30.0	0	0	0	0	0	1
Total	28	1200	42.9	54	0	11	10	3	1
Opponents	46	1930	42.0	72	2	14	9	10	1

Punt Returns

Player	no.	yds	avg	td	lg
Kaden Saunders	14	86	6.1	0	37
Daequan Hardy	4	144	36.0	2	68
Total	18	230	12.8	2	68
Opponents	12	82	6.8	0	15

Kick Returns

Player	no.	yds	avg	td	lg
Nicholas Singleton	8	160	20.0	0	31
Trey Potts	1	29	29.0	0	29
Daequan Hardy	1	19	19.0	0	19
Total	10	208	20.8	0	31
Opponents	13	237	18.2	0	36

All Purpose

Player	g	rush	rcv	pr	kr	ir	total	avg/g
Nicholas Singleton	7	410	117	0	160	0	687	98.1
KeAndre Lambert-Smith	7	0	454	0	0	0	454	64.9
Kaytron Allen	7	401	44	0	0	0	445	63.6
Beau Pribula	6	225	0	0	0	0	225	37.5
Theo Johnson	7	0	206	0	0	0	206	29.4
Daequan Hardy	5	0	0	144	19	34	197	39.4
Trey Potts	7	107	46	0	29	0	182	26.0
Harrison Wallace III	6	0	161	0	0	0	161	26.8
Tyler Warren	7	0	140	0	0	0	140	20.0
Dante Cephas	7	0	131	0	0	0	131	18.7
Kaden Saunders	7	0	43	86	0	0	129	18.4
Liam Clifford	7	0	90	0	0	0	90	12.9
Malik McClain	7	0	71	0	0	0	71	10.1
Tank Smith	2	70	0	0	0	0	70	35.0
Drew Allar	7	56	0	0	0	0	56	8.0
Dominic DeLuca	7	0	0	0	0	26	26	3.7
Johnny Dixon	7	0	0	0	0	21	21	3.0
Abdul Carter	7	0	0	0	0	18	18	2.6
Khalil Dinkins	7	0	9	0	0	0	9	1.3
Cristian Driver	4	0	8	0	0	0	8	2.0
Malick Meiga	4	0	7	0	0	0	7	1.8
Keaton Ellis	7	0	0	0	0	6	6	0.9
Tyler Holzworth	1	4	0	0	0	0	4	4.0
Omari Evans	6	0	4	0	0	0	4	0.7
Total	7	1269	1531	230	208	105	3343	477.6
Opponents	7	514	1013	82	237	0	1846	263.7

Total Offense

Player	g	plays	rush	pass	total	avg/g
Drew Allar	7	264	56	1445	1501	214.4
Nicholas Singleton	7	98	410	0	410	58.6
Kaytron Allen	7	87	401	0	401	57.3
Beau Pribula	6	47	225	75	300	50.0
Trey Potts	7	21	107	11	118	16.9
Tank Smith	2	8	70	0	70	35.0
Tyler Holzworth	1	3	4	0	4	4.0
Total	7	531	1269	1531	2800	400.0
Opponents	7	416	514	1013	1527	218.1

62 2023 PENN STATE FOOTBALL

2023 RESULTS & STATISTICS

Team Defense

##	Player	gp	Tackles				Sacks	Pass defense			Fumbles		blkd	
			ua	a	tot	tfl/yds		no-yds	int-yds	brup	qbh	fr-yds	ff	kick
23	Curtis Jacobs	7	22	10	32	3.5-4	1-1	.	.	3	3-0	.	.	.
11	Abdul Carter	7	12	11	23	2-14	1-11	1-18	2	3
41	Kobe King	7	17	5	22	4.5-11	1.5-5	.	.	.	1-0	.	.	.
21	Kevin Winston	7	13	8	21	.	.	.	2	.	1-1	.	.	.
1	Jaylen Reed	7	13	8	21	1.5-7	1-7	.	1
6	Zakee Wheatley	7	11	7	18	0.5-0
0	Dominic DeLuca	7	10	8	18	3-9	1-5	1-26	3	.	2	1	.	.
4	Kalen King	7	11	6	17	1.5-2	.	.	1
20	Adisa Isaac	7	9	7	16	9.5-50	5.5-40	.	.	4	1-0	.	.	.
3	Johnny Dixon	7	11	2	13	2-8	1-5	1-21	3
28	Zane Durant	7	10	3	13	5.5-28	2-17	.	.	1
5	Cam Miller	7	11	2	13	3-12	2-11	1-0
2	Keaton Ellis	7	10	2	12	.	.	1-6	.	.	.	1	.	.
33	Dani Dennis-Sutton	7	6	5	11	3-11	1.5-10	.	1	2	.	1	.	.
91	Dvon Ellies	7	5	6	11	3-8	.	.	.	1
25	Daequan Hardy	5	7	4	11	1.5-2	.	2-34	6
99	Coziah Izzard	5	4	6	10	3-9	2.5-8
13	Tony Rojas	7	4	6	10	1-3
32	Keon Wylie	7	6	4	10	1-8	1-8	.	.	1
12	Zion Tracy	7	8	1	9
36	Zuriah Fisher	7	6	3	9	2.5-17	2.5-17	.	.	.	1-0	.	.	.
44	Demeioun Robinson	7	7	2	9	5-19	3-15	.	1	3	.	1	.	.
43	Tyler Elsdon	7	7	.	7	.	.	.	2	1	1-0	.	.	.
16	Elliot Washington II	7	4	3	7
15	Amin Vanover	5	3	2	5	1.5-10	1.5-10	.	.	1	.	1	.	.
51	Hakeem Beamon	7	1	3	4	1
52	Jordan van den Berg	5	2	2	4	1
29	Audavion Collins	2	3	.	3	1-1	.	.	.	1
11	Malik McClain	7	1	1	2
58	Kaleb Artis	7	.	2	2	1
24	Ta'Mere Robinson	3	2	.	2
80	Cristian Driver	4	2	.	2
10	Mehki Flowers	4	.	2	2
94	Jake Wilson	7	.	2	2
48	Tyler Duzansky	7	2	.	2
14	Tyrece Mills	2	.	2	2
9	King Mack	6	1	1	2	1
31	Kolin Dinkins	6	1	.	1
48	Kaveion Keys	2	1	.	1
19	Jameial Lyons	3	1	.	1	1-4	1-4	.	.	1
	Totals	7	244	136	380	60-237	29-174	7-105	22	26	8-1	6	1	0
	Opponents	7	290	250	540	30-115	8-62	0-0	19	19	3-0	5	2	0

SCORING SUMMARY

Plays	Yds	Time	Result	Qtr.	Scoring Play
WEST VIRGINIA (6)					
4	94	1:56	TD	1	Lambert-Smith 72 yd pass from Allar (Sahaydak kick)
10	81	4:59	TD	2	Singleton 2 yd run (Sahaydak kick)
7	56	3:26	TD	3	Lambert-Smith 12 yd pass from Allar (Felkins kick)
9	65	2:57	FG	4	Felkins 25 yd kick
5	42	2:54	TD	4	McClain 25 yd pass from Allar (Felkins kick)
9	46	3:24	TD	4	Pribula 5 yd run (Felkins kick)
DELAWARE (9)					
13	60	5:50	TD	1	Singleton 2 yd run (Felkins kick)
9	37	5:10	TD	1	Allen 4 yd run (Felkins kick)
9	75	4:15	TD	2	Singleton 5 yd run (Felkins kick)
9	73	4:13	TD	2	Singleton 5 yd run (Felkins kick)
6	49	0:52	TD	2	Warren 2 yd pass from Allar (Felkins kick)
10	74	5:06	TD	3	Allar 1 yd run (Sahaydak kick)
5	31	2:25	TD	3	Pribula 6 yd run (Felkins kick)
-	26	-	TD	3	DeLuca 26 yd interception return (Felkins kick)
8	71	4:14	TD	4	Evans 4 yd pass from Pribula (Felkins kick)
ILLINOIS (6)					
9	40	4:10	FG	1	Felkins 20 yd kick
4	-6	1:19	FG	1	Felkins 45 yd kick
12	57	5:13	TD	1	Allen 4 yd run (Felkins kick)
6	48	0:42	FG	2	Felkins 28 yd kick
7	70	2:14	TD	3	Warren 11 yd pass from Potts (Felkins kick)
3	30	1:11	TD	4	Singleton 16 yd run (Felkins kick)
IOWA (5)					
17	53	7:28	FG	1	Felkins 46 yd kick
10	39	4:54	TD	2	Dinkins 9 yd pass from Allar (Felkins kick)
15	75	6:40	TD	3	Warren 2 yd pass from Allar (Felkins kick)
12	71	5:50	TD	3	Warren 7 yd pass from Allar (Felkins kick)
8	19	3:37	TD	4	Lambert-Smith 3 yd pass from Allar (Felkins kick)
NORTHWESTERN (7)					
11	53	5:11	FG	1	Felkins 20 yd kick
6	63	2:15	TD	2	Potts 13 yd run (Felkins kick)
12	68	5:31	TD	3	Allar 1 yd run (Felkins kick)
4	2	1:14	FG	3	Felkins 47 yd kick
7	34	3:39	TD	3	Singleton 2 yd pass from Allar (Felkins kick)
12	40	5:03	TD	4	Singleton 1 yd run (Felkins kick)
1	30	0:06	TD	4	Potts 30 yd pass from Pribula (Felkins kick)

Plays	Yds	Time	Result	Qtr.	Scoring Play
UMASS (9)					
-	56	-	TD	1	Hardy 56 yd punt return (Felkins kick)
8	71	3:54	TD	2	Allar 1 yd run (Felkins kick)
7	80	3:30	TD	2	Allen 9 yd run (Felkins kick)
7	35	2:37	TD	2	Warren 7 yd pass from Allar (Felkins kick)
5	51	2:25	TD	3	Johnson 30 yd pass from Allar (Felkins kick)
8	54	2:53	TD	3	Johnson 18 yd pass from Allar (Felkins kick)
-	68	-	TD	3	Hardy 68 yd punt return (Sahaydak kick)
4	49	1:23	TD	4	Potts 2 yd run (Sahaydak kick)
5	80	2:17	TD	4	Pribula 31 yd run (Sahaydak kick)
OHIO STATE (3)					
6	39	2:36	FG	1	Felkins 40 yd kick
7	51	3:15	FG	2	Felkins 41 yd kick
12	73	2:12	TD	4	Saunders 8 yd pass from Allar (pass failed)

RED ZONE RECAP

PENN STATE

Opponent	Scores/Chances	Result	Pct.
West Virginia	4/5	3 TD, 1 FG, 1 missed FG	80%
Delaware	8/8	8 TD	100%
at Illinois	5/5	3 TD, 2 FG	100%
Iowa	4/5	4 TD, 1 missed FG	80%
at Northwestern	5/5	4 TD, 1 FG	100%
UMass	5/5	5 TD	100%
at Ohio State	0/0	-	-
Indiana	-	-	-
at Maryland	-	-	-
Michigan	-	-	-
Rutgers	-	-	-
at Michigan State	-	-	-
TOTAL	31/33	27 TD, 4 FG, 2 missed FG	94%

OPPONENT

Opponent	Scores/Chances	Result	Pct.
West Virginia	2/2	2 TD	100%
Delaware	0/0	-	-
at Illinois	2/2	2 TD	100%
Iowa	0/0	-	-
at Northwestern	3/3	1 TD, 2 FG	100%
UMass	0/0	-	-
at Ohio State	4/5	2 TD, 2 FG, 1 TO on DOWNS	80%
Indiana	-	-	-
at Maryland	-	-	-
Michigan	-	-	-
Rutgers	-	-	-
at Michigan State	-	-	-
TOTAL	11/12	8 TD, 3 FG	91.7%

64 2023 PENN STATE FOOTBALL

PENN STATE GAME-BY-GAME

Date	Opponent	Rushing				Receiving				Passing				Kick Returns				Punt Returns				tot off		
		no.	yds	td	lg	no.	yds	td	lg	cmp	att	int	yds	td	lg	no.	yds	td	lg	no.	yds		td	lg
09/02/2023	West Virginia	35	146	2	14	22	332	3	72	22	30	0	332	3	72	1	19	0	19	1	-2	0	0	478
09/09/2023	Delaware	60	315	6	20	25	226	2	26	25	31	0	226	2	26	1	26	0	26	5	30	0	9	541
09/16/2023	at Illinois	40	164	2	21	17	219	1	33	17	37	0	219	1	33	3	54	0	31	2	16	0	19	383
09/23/2023	Iowa	57	215	0	19	26	182	4	16	26	40	0	182	4	16	0	0	0	0	3	-3	0	5	397
09/30/2023	at Northwestern	39	134	3	16	19	219	2	35	19	34	0	219	2	35	2	26	0	19	1	2	0	2	353
10/14/2023	Massachusetts	37	246	4	39	16	162	3	30	16	23	0	162	3	30	1	24	0	24	5	172	2	68	408
10/21/2023	at Ohio St.	26	49	0	20	18	191	1	34	18	42	0	191	1	34	2	59	0	30	1	15	0	15	240
Penn St.		294	1269	17	39	143	1531	16	72	143	237	0	1531	16	72	10	208	0	31	18	230	2	68	2800
Opponents		222	514	6	66	100	1013	2	37	100	194	7	1013	2	37	13	237	0	36	12	82	0	15	1527

Penn St. Averages

Games	Avg/ rush	Avg/ catch	Pass eff	KR avg	PR avg	All purpose avg/game	Total offense avg/game
7	4.3	10.7	136.9	20.8	12.8	477.6	400.0

Date	Opponent	Tackles			Sacks no-yds	Fumble ff fr-yds	Pass Defense			blkd kick	PAT attempts			off					
		ua	a total	tfl-yds			int-yds	qbh	brup		kick	kick	rush	rcv	saf	t/o	pts		
09/02/2023	West Virginia	45	20	65	6.0-22	3-17	0	0-0	0-0	3	2	0	5-5	0	0	0	0	0	38
09/09/2023	Delaware	21	10	31	7.0-29	4-24	1	1-1	1-26	7	1	0	9-9	0	0	0	14	63	
09/16/2023	at Illinois	39	28	67	7.0-23	3-14	1	1-0	4-39	2	4	0	3-3	0	0	0	20	30	
09/23/2023	Iowa	16	8	24	5.0-24	3-22	4	4-0	0-0	6	4	0	4-4	0	0	0	10	31	
09/30/2023	at Northwestern	44	8	52	12.0-59	7-47	0	0-0	1-34	6	3	0	5-5	0	0	0	7	41	
10/14/2023	Massachusetts	34	30	64	14.0-55	7-40	0	0-0	1-6	1	3	1	9-9	0	0	0	7	63	
10/21/2023	at Ohio St.	45	32	77	9.0-25	2-10	0	2-0	0-0	1	5	0	0-0	0	0	0	0	12	
Penn St.		244	136	380	60.0-237	29-174	6	8-1	7-105	26	22	1	35-35	0	0	0	58	278	
Opponents		290	250	540	30.0-115	8-62	5	3-0	0-0	19	19	2	6-6	0	1	0	3	68	

Date	Opponent	Punting										Field Goals			Kickoffs			
		no.	yds	avg	long	blkd	tb	fc	50+	i20	md-att	long	blkd	no.	yds	avg	tb	ob
09/02/2023	West Virginia	2	75	37.5	46	0	0	0	0	0	1-3	25	0	7	443	63.3	6	0
09/09/2023	Delaware	2	91	45.5	47	0	0	2	0	1	0-0	0	0	10	635	63.5	8	0
09/16/2023	at Illinois	7	293	41.9	45	1	0	2	0	2	3-4	45	1	6	390	65.0	4	0
09/23/2023	Iowa	3	114	38.0	42	0	0	1	0	0	1-2	46	0	6	381	63.5	3	0
09/30/2023	at Northwestern	4	187	46.8	50	0	0	2	1	2	2-2	47	0	8	516	64.5	5	0
10/14/2023	Massachusetts	1	47	47.0	47	0	0	0	0	1	0-0	0	0	10	622	62.2	2	1
10/21/2023	at Ohio St.	9	393	43.7	54	0	0	4	2	4	2-2	41	0	3	187	62.3	2	0
Penn St.		28	1200	42.9	54	1	0	11	3	10	9-13	47	1	50	3174	63.5	30	1
Opponents		46	1930	42.0	72	1	2	14	10	9	4-7	37	0	18	1126	62.6	7	0

OPPONENT GAME-BY-GAME

Date	Opponent	Rushing				Receiving				Passing				Kick Returns				Punt Returns				tot off		
		no.	yds	td	lg	no.	yds	td	lg	cmp	att	int	yds	td	lg	no.	yds	td	lg	no.	yds		td	lg
09/02/2023	West Virginia	40	146	2	17	16	162	0	37	16	27	0	162	0	37	1	20	0	20	1	4	0	4	308
09/09/2023	Delaware	24	82	1	66	6	58	0	28	6	17	1	58	0	28	2	19	0	13	0	0	0	0	140
09/16/2023	at Illinois	29	78	1	20	25	276	1	32	25	45	4	276	1	32	2	29	0	16	3	32	0	13	354
09/23/2023	Iowa	17	20	0	18	6	56	0	20	6	16	0	56	0	20	0	0	0	0	3	15	0	15	76
09/30/2023	at Northwestern	32	45	1	18	16	130	0	22	16	31	1	130	0	22	3	78	0	36	1	15	0	15	175
10/14/2023	Massachusetts	39	64	0	16	9	45	0	16	9	23	1	45	0	16	4	77	0	21	0	0	0	0	109
10/21/2023	at Ohio St.	41	79	1	12	22	286	1	35	22	35	0	286	1	35	1	14	0	14	4	16	0	10	365
Opponents		222	514	6	66	100	1013	2	37	100	194	7	1013	2	37	13	237	0	36	12	82	0	15	1527
Penn St.		294	1269	17	39	143	1531	16	72	143	237	0	1531	16	72	10	208	0	31	18	230	2	68	2800

Opponents Averages

Games	Avg/ rush	Avg/ catch	Pass effc	KR avg	PR avg	All purpose avg/game	Total offense avg/game
7	2.3	10.1	91.6	18.2	6.8	263.7	218.1

Date	Opponent	Tackles			Sacks no-yds	Fumble		Pass Defense			blkd kick	PAT attempts			off				
		ua	a	total		tfl-yds	ff	fr-yds	int-yds	qbh		brup	kick	rush	rcv	saf	t/o	pts	
09/02/2023	West Virginia	41	22	63	4.0-11	1-6	0	0-0	0-0	3	2	0	1-1	0	1	0	0	0	15
09/09/2023	Delaware	57	48	105	3.0-11	0-0	1	0-0	0-0	2	1	0	1-1	0	0	0	0	0	7
09/16/2023	at Illinois	34	48	82	4.0-8	1-3	0	0-0	0-0	3	6	2	1-1	0	0	0	0	0	13
09/23/2023	Iowa	56	44	100	6.0-16	0-0	0	0-0	0-0	3	0	0	0-0	0	0	0	0	0	0
09/30/2023	at Northwestern	41	28	69	2.0-10	1-9	3	1-0	0-0	3	4	0	1-1	0	0	0	0	3	13
10/14/2023	Massachusetts	30	34	64	3.0-14	1-8	1	2-0	0-0	1	0	0	0-0	0	0	0	0	0	0
10/21/2023	at Ohio St.	31	26	57	8.0-45	4-36	0	0-0	0-0	4	6	0	2-2	0	0	0	0	0	20
Opponents		290	250	540	30.0-115	8-62	5	3-0	0-0	19	19	2	6-6	0	1	0	3	68	
Penn St.		244	136	380	60.0-237	29-174	6	8-1	7-105	26	22	1	35-35	0	0	0	58	278	

Date	Opponent	Punting										Field Goals			Kickoffs				
		no.	yds	avg	long	blkd	tb	fc	50+	i20	md-att	long	blkd	no.	yds	avg	tb	ob	
09/02/2023	West Virginia	4	168	42.0	50	0	0	3	1	2	0-0	0	0	2	130	65.0	1	0	
09/09/2023	Delaware	7	292	41.7	61	0	0	1	2	0	0-1	0	0	2	128	64.0	0	0	
09/16/2023	at Illinois	6	237	39.5	44	0	0	4	0	0	0-1	0	0	3	171	57.0	0	0	
09/23/2023	Iowa	7	366	52.3	62	0	0	1	4	4	0-0	0	0	1	65	65.0	1	0	
09/30/2023	at Northwestern	6	224	37.3	46	0	0	3	0	1	2-2	33	0	4	255	63.8	2	0	
10/14/2023	Massachusetts	10	358	35.8	47	1	2	1	0	0	0-0	0	0	1	60	60.0	0	0	
10/21/2023	at Ohio St.	6	285	47.5	72	0	0	1	3	2	2-3	37	0	5	317	63.4	3	0	
Opponents		46	1930	42.0	72	1	2	14	10	9	4-7	37	0	18	1126	62.6	7	0	
Penn St.		28	1200	42.9	54	1	0	11	3	10	9-13	47	1	50	3174	63.5	30	1	

66 2023 PENN STATE FOOTBALL

INDIVIDUAL GAME-BY-GAME

RUSHING & RECEIVING

Rushing

Player	No-Yds/TD	WVU	UD	Illini	Iowa	NU	UMass	OSU
Nicholas Singleton	98-410/6	13-70/1	12-47/3	11-37/1	17-49/0	21-80/1	15-79/0	9-48/0
Kaytron Allen	87-401/3	10-51/0	19-103/1	13-54/1	21-72/0	6-27/0	9-68/1	9-26/0
Drew Allar	41-56/3	4-1/0	5-27/1	6-24/0	8-22/0	8-4/1	3-1/1	7--23/0
Beau Pribula	34-225/3	3-18/1	8-46/1	9-47/0	8-55/0	-	6-59/1	DNP
Trey Potts	20-107/2	5-6/0	7-59/0	1-2/0	3-17/0	3-21/1	1-2/1	-
Tank Smith	8-70/0	DNP	6-29/0	DNP	DNP	DNP	2-41/0	DNP
Tyler Holzworth	3-4/0	DNP	3-4/0	DNP	DNP	DNP	DNP	DNP
KeAndre Lambert-Smith	2-0/0	-	-	-	-	1-2/0	-	1--2/0

Receiving

Player	No-Yds/TD	WVU	UD	Illini	Iowa	NU	UMass	OSU
KeAndre Lambert-Smith	37-454/3	4-123/2	6-74/0	3-23/0	8-66/1	4-86/0	6-30/0	6-52/0
Theo Johnson	18-206/2	-	2-14/0	2-32/0	6-42/0	2-13/0	4-66/2	2-39/0
Tyler Warren	17-140/5	1-9/0	6-37/1	3-35/1	2-9/2	2-25/0	2-14/1	1-11/0
Harrison Wallace III	15-161/0	7-72/0	3-26/0	-	-	DNP	3-44/0	2-19/0
Nicholas Singleton	14-117/1	1-1/0	1-18/0	3-49/0	2-4/0	6-39/1	-	1-6/0
Dante Cephas	9-131/0	1-22/0	2-36/0	1-13/0	1-11/0	2-21/0	-	2-28/0
Liam Clifford	9-90/0	2-25/0	2-2/0	1-33/0	2-17/0	1-6/0	-	1-7/0
Kaytron Allen	7-44/0	1-15/0	-	1-9/0	3-8/0	-	1-8/0	1-4/0
Malik McClain	6-71/1	4-58/1	1-7/0	1-6/0	-	-	-	-
Kaden Saunders	5-43/1	-	-	2-19/0	-	1--1/0	-	2-25/1
Trey Potts	2-46/1	-	-	-	1-16/0	1-30/1	-	-
Khalil Dinkins	1-9/1	-	-	-	1-9/1	-	DNP	-
Cristian Driver	1-8/0	DNP	1-8/0	-	DNP	-	-	DNP
Malick Meiga	1-7/0	1-7/0	DNP	DNP	DNP	-	-	-
Omari Evans	1-4/1	-	1-4/1	-	-	-	-	DNP

KICKING & PUNTING

KICKOFFS

Season	KO	Total Yards	TB	OB	Kick Avg.	Returns	Rtn. Yds.	Yds./Rtn.
Felkins, Alex	5	325	4	0	65.0	1	18	18.0
Nwosu, Gabriel	44	2796	26	1	63.5	9	161	17.9
Sahaydak, Sander	1	53	0	0	53.0	1	20	20.0

Alex Felkins

Game	KO	Total Yards	TB	OB	Kick Avg.	Returns	Rtn. Yds.	Yds./Rtn.
Delaware	4	260	4	0	65.0	0	0	0.0
UMass	1	65	0	0	65.0	1	18	18.0

Gabriel Nwosu

Game	KO	Total Yards	TB	OB	Kick Avg.	Returns	Rtn. Yds.	Yds./Rtn.
WVU	6	390	6	0	65.0	0	0	0.0
Delaware	6	375	4	0	62.5	2	19	9.5
Illinois	6	390	4	0	65.0	0	0	0.0
Iowa	6	381	3	0	63.5	0	0	0.0
Northwestern	8	516	5	0	64.5	3	78	26.0
UMass	9	557	2	1	61.9	3	59	19.7
Ohio State	3	187	2	0	62.3	1	14	14.0

Sander Sayahdak

Game	KO	Total Yards	TB	OB	Kick Avg.	Returns	Rtn. Yds.	Yds./Rtn.
WVU	1	53	0	0	53.0	1	20	20.0

PUNTING

Season	No.	Total Yds	Avg.	Long	I20	50+	TB	FC	Blk
Thompson, Riley	28	1207	43.1	54	10	3	0	11	-
TEAM	1	30	30.0	-	-	-	-	-	1

Riley Thompson

Game	No.	Total Yds	Avg.	Long	I20	50+	TB	FC	Blk
WVU	2	75	37.5	46	0	0	0	1	-
Delaware	2	91	45.5	47	1	0	0	1	-
Illinois	6	263	43.8	45	2	0	0	2	-
Iowa	4	151	37.8	42	0	0	0	1	-
Northwestern	4	187	46.8	50	2	1	0	2	-
UMass	1	47	47.0	47	1	0	0	0	-
Ohio State	9	393	43.7	54	4	2	0	4	-

INDIVIDUAL GAME-BY-GAME

PASSING

#9 Beau Pribula	Comp	Att	Int	Pct	Yards	TD	Long	Sacked	Effic.
West Virginia	1	1	0	100.0	7	0	7	0-0	158.8
Delaware	3	5	0	60.0	22	1	10	0-0	163.0
Illinois	0	3	0	0.0	0	0	0	0-0	0.0
Iowa	1	3	0	33.3	16	0	16	0-0	78.1
Northwestern	1	1	0	100.0	30	1	30	0-0	682.0
Totals	6	13	0	46.2	75	2	30	0-0	145.4

#15 Drew Allar	Comp	Att	Int	Pct	Yards	TD	Long	Sacked	Effic.
West Virginia	21	29	0	72.4	325	3	72	1-6	200.7
Delaware	22	26	0	84.6	204	1	26	0-0	163.2
Illinois	16	33	0	48.5	208	0	33	1-3	101.4
Iowa	25	37	0	67.6	166	4	14	0-0	140.9
Northwestern	18	33	0	54.5	189	1	35	1-9	112.7
Massachusetts	16	23	0	69.6	162	3	30	1-8	171.8
Ohio St.	18	42	0	42.9	191	1	34	4-36	88.9
Totals	136	223	0	61.0	1445	13	72	8-62	134.7

#23 Trey Potts	Comp	Att	Int	Pct	Yards	TD	Long	Sacked	Effic.
Illinois	1	1	0	100.0	11	1	11	0-0	522.4
Totals	1	1	0	100.0	11	1	11	0-0	522.4

TACKLE BREAKDOWN

RUSHING TACKLES		PASSING TACKLES		SPECIAL TEAMS TACKLES			Total	KO	Punt
Carter, Abdul	22	Jacobs, Curtis	11	DeLuca, Dominic	4	2	2		
Jacobs, Curtis	21	King, Kalen	11	Washington II, Elliot	3	1	2		
King, Kobe	16	Reed, Jaylen	11	Driver, Cristian	2	2	-		
Isaac, Adisa	15	Miller, Cam	8	Duzansky, Tyler	2	-	2		
Winston, K.J.	13	Wheatley, Zakee	8	Elsdon, Tyler	2	-	2		
Dennis-Sutton, Dani	12	Ellis, Keaton	7	McClain, Malik	2	2	-		
Durant, Zane	12	DeLuca, Dominic	6	Rojas, Tony	2	2	-		
Ellies, Dvon	10	Dixon, Johnny	6	Tracy, Zion	2	2	-		
Izzard, Coziah	10	Hardy, Daequan	6	Collins, Audavion	1	1	-		
Wheatley, Zakee	10	King, Kobe	6	Dinkins, Kolin	1	1	-		
Wylie, Keon	10	Winston, K.J.	6	Ellis, Keaton	1	1	-		
Robinson, Chop	9	Elsdon, Tyler	3	Miller, Cam	1	1	-		
King, Kalen	8	Washington II, Elliot	3	Robinson, Ta'Mere	1	1	-		
Reed, Jaylen	8	Rojas, Tony	2	TOTALS	24	17	7		
DeLuca, Dominic	7	Tracy, Zion	2						
Dixon, Johnny	7	Carter, Abdul	1						
Fisher, Zuriah	6	Dennis-Sutton, Dani	1						
Rojas, Tony	6	Durant, Zane	1						
Hardy, Daequan	5	Ellies, Dvon	1						
Tracy, Zion	5	Fisher, Zuriah	1						
Vanover, Amin	5	Isaac, Adisa	1						
Beamon, Hakeem	4	Wylie, Keon	1						
Ellis, Keaton	4	TOTAL	104						
Miller, Cam	4								
van den Berg, Jordan	4								
Artis, Kaleb	2								
Collins, Audavion	2								
Mack, King	2								
Mills, Tyrece	2								
Flowers, Mehki	2								
Wilson, Jake	2								
Elsdon, Tyler	1								
Keys, Kaveion	1								
Lyons, Jameial	1								
Robinson, Ta'Mere	1								
Washington II, Elliot	1								
TOTAL	252								

68 2023 PENN STATE FOOTBALL

INDIVIDUAL GAME-BY-GAME

ALL-PURPOSE

Player	g	rush	rcv	pr	kr	ir	total	avg/g
Nicholas Singleton	7	410	117	0	160	0	687	98.1
KeAndre Lambert-Smith	7	0	454	0	0	0	454	64.9
Kaytron Allen	7	401	44	0	0	0	445	63.6
Beau Pribula	6	225	0	0	0	0	225	37.5
Theo Johnson	7	0	206	0	0	0	206	29.4
Daequan Hardy	5	0	0	144	19	34	197	39.4
Trey Potts	7	107	46	0	29	0	182	26.0
Harrison Wallace III	6	0	161	0	0	0	161	26.8
Tyler Warren	7	0	140	0	0	0	140	20.0
Dante Cephas	7	0	131	0	0	0	131	18.7
Kaden Saunders	7	0	43	86	0	0	129	18.4
Liam Clifford	7	0	90	0	0	0	90	12.9
Malik McClain	7	0	71	0	0	0	71	10.1
Tank Smith	2	70	0	0	0	0	70	35.0
Drew Allar	7	56	0	0	0	0	56	8.0
Dominic DeLuca	7	0	0	0	0	26	26	3.7
Johnny Dixon	7	0	0	0	0	21	21	3.0
Abdul Carter	7	0	0	0	0	18	18	2.6
Khalil Dinkins	6	0	9	0	0	0	9	1.5
Cristian Driver	4	0	8	0	0	0	8	2.0
Malick Meiga	4	0	7	0	0	0	7	1.8
Keaton Ellis	7	0	0	0	0	6	6	0.9
Tyler Holzworth	1	4	0	0	0	0	4	4.0
Omari Evans	6	0	4	0	0	0	4	0.7
Team	7	-4	0	0	0	0	-4	-0.6
Total	7	1269	1531	230	208	105	3343	477.6
Opponents	7	514	1013	82	237	0	1846	263.7

GAME LEADERS

Opponent	Rushing Attempts	Rushing Yards	Receptions	Receiving Yards	All-Purpose Yards	Tackles
West Virginia	Singleton - 13	Singleton - 71	Wallace III - 7	Lambert-Smith - 123	Lambert-Smith - 123	Jacobs - 10
Delaware	Allen - 19	Allen - 103	Lambert-Smith/Warren - 6	Lambert-Smith - 74	Allen - 103	Carter/Durant - 4
at Illinois	Allen - 13	Allen - 54	Three players - 3	Singleton - 49	Singleton - 140	DeLuca/Wheatley - 6
Iowa	Allen - 21	Allen - 72	Lambert-Smith - 8	Lambert-Smith - 66	Allen - 80	Carter/Jacobs - 3
at Northwestern	Singleton - 21	Singleton - 80	Singleton - 6	Lambert-Smith - 86	Singleton - 126	Winston - 5
UMass	Singleton - 15	Singleton - 79	Lambert-Smith - 6	Johnson - 66	Hardy - 129	Jacobs/Ellies - 5
at Ohio State	Allen/Singleton - 9	Singleton - 48	Lambert-Smith - 6	Lambert-Smith - 52	Singleton - 84	Carter/Jacobs - 9
Indiana	-	-	-	-	-	-
at Maryland	-	-	-	-	-	-
Michigan	-	-	-	-	-	-
Rutgers	-	-	-	-	-	-
at Michigan State	-	-	-	-	-	-

INDIVIDUAL GAME-BY-GAME

TACKLES

Player	S-A	Total	WVU	UD	Illini	Iowa	NU	UMass	OSU
Curtis Jacobs	22-10	32	7-3	-	2-0	2-1	2-1	4-1	5-4
Abdul Carter	12-11	23	1-0	3-1	1-1	1-2	1-0	0-3	5-4
Kobe King	17-5	22	2-3	-	4-0	1-0	4-0	1-1	5-1
Jaylen Reed	13-8	21	3-1	2-0	3-1	1-1	1-2	0-1	3-2
Kevin Winston	13-8	21	2-1	0-1	2-1	1-0	4-1	0-1	4-3
Zakee Wheatley	11-7	18	4-0	-	2-4	2-0	1-0	1-1	1-2
Dominic DeLuca	10-8	18	1-0	-	1-5	2-0	4-0	1-2	1-1
Kalen King	11-6	17	1-3	-	3-1	0-1	2-0	-	5-1
Adisa Isaac	9-7	16	2-0	-	1-3	1-0	1-0	3-1	1-3
Johnny Dixon	11-2	13	3-0	-	2-0	1-0	2-0	-	3-2
Cam Miller	11-2	13	4-0	1-0	2-1	-	1-1	3-0	-
Zane Durant	10-3	13	1-1	2-2	1-0	-	4-0	-	2-0
Keaton Ellis	10-2	12	3-0	2-0	1-0	-	3-0	0-1	1-1
Daequan Hardy	7-4	11	DNP	DNP	0-1	0-1	2-0	1-0	4-2
Dani Dennis-Sutton	6-5	11	-	0-1	1-1	1-0	2-1	0-1	2-1
Dvon Ellies	5-6	11	2-2	-	-	-	-	3-2	0-2
Keon Wylie	6-4	10	0-1	-	2-2	-	2-0	2-1	-
Tony Rojas	4-6	10	1-1	2-0	0-2	-	-	1-3	-
Coziah Izzard	4-6	10	DNP	DNP	2-0	1-0	0-1	0-3	1-2
Zion Tracy	8-1	9	1-1	1-0	1-0	-	2-0	3-0	-
Demeioun Robinson	7-2	9	2-0	1-0	1-1	1-1	-	2-0	-
Zuriah Fisher	6-3	9	0-2	1-0	1-1	-	2-0	2-0	-
Tyler Elsdon	7-0	7	1-0	-	3-0	-	1-0	1-0	1-0
Elliot Washington II	4-3	7	1-0	1-1	0-2	-	1-0	1-0	-
Amin Vanover	3-2	5	DNP	DNP	-	1-0	1-1	1-1	-
Jordan van den Berg	2-2	4	2-0	-	0-1	0-1	-	-	DNP
Hakeem Beamon	1-3	4	0-1	0-1	1-0	-	-	-	0-1
Audavion Collins	3-0	3	DNP	2-0	DNP	DNP	DNP	1-0	DNP
Ta'Mere Robinson	2-0	2	-	-	DNP	DNP	DNP	2-0	DNP
Tyler Duzansky	2-0	2	-	-	1-0	-	-	-	1-0
Cristian Driver	2-0	2	DNP	-	-	DNP	1-0	1-0	DNP
King Mack	1-1	2	-	1-1	-	-	-	-	DNP
Malik McClain	1-1	2	-	-	1-0	-	-	0-1	-
Mehki Flowers	0-2	2	DNP	0-1	DNP	-	DNP	0-1	-
Tyrece Mills	0-2	2	DNP	-	DNP	DNP	DNP	0-2	DNP
Kaleb Artis	0-2	2	-	-	-	-	-	0-2	-
Jake Wilson	0-2	2	-	0-1	-	-	-	0-1	-
Jameial Lyons	1-0	1	-	1-0	DNP	DNP	DNP	-	DNP
Kolin Dinkins	1-0	1	1-0	-	-	-	DNP	-	-
Kaveion Keys	1-0	1	DNP	1-0	DNP	DNP	DNP	-	DNP

70 2023 PENN STATE FOOTBALL

INDIVIDUAL GAME-BY-GAME

TACKLES FOR LOSS

Player	UA-A	Total	WVU	UD	Illini	Iowa	NU	UMass	OSU
Adisa Isaac	7-5	9.5	1.0-2	-	1.0-5	1.0-9	1.0-8	3.5-17	2.0-9
Zane Durant	5-1	5.5	-	1.5-9	-	-	3.0-16	-	1.0-3
Demeioun Robinson	5-0	5.0	1.0-2	-	1.0-2	1.0-6	-	2.0-9	-
Kobe King	4-1	4.5	-	-	1.0-3	-	2.0-5	1.0-1	0.5-2
Curtis Jacobs	3-1	3.5	1.0-1	-	-	1.0-1	-	1.0-1	0.5-1
Dominic DeLuca	3-0	3.0	1.0-5	-	1.0-3	1.0-1	-	-	-
Cam Miller	3-0	3.0	1.0-1	-	-	-	-	2.0-11	-
Dvon Ellies	2-2	3.0	-	-	-	-	-	2.5-8	0.5-0
Coziah Izzard	2-2	3.0	DNP	DNP	2.0-5	-	0.5-3	0.5-1	-
Dani Dennis-Sutton	1-4	3.0	-	0.5-0	0.5-0	-	1.5-7	0.5-4	-
Zuriah Fisher	2-1	2.5	-	1.0-5	0.5-5	-	1.0-7	-	-
Johnny Dixon	2-0	2.0	-	-	-	-	-	-	2.0-8
Abdul Carter	1-2	2.0	1.0-11	-	-	-	-	1.0-3	-
Jaylen Reed	1-1	1.5	-	1.0-7	-	-	0.5-0	-	-
Kalen King	1-1	1.5	-	-	-	-	-	-	1.5-2
Amin Vanover	1-1	1.5	DNP	DNP	-	1.0-7	0.5-3	-	-
Daequan Hardy	1-1	1.5	DNP	DNP	-	-	1.0-2	-	0.5-0
Tony Rojas	1-0	1.0	-	1.0-3	-	-	-	-	-
Jameial Lyons	1-0	1.0	-	1.0-4	DNP	DNP	DNP	-	DNP
Audavion Collins	1-0	1.0	DNP	1.0-1	DNP	DNP	DNP	-	DNP
Keon Wylie	1-0	1.0	-	-	-	-	1.0-8	-	-
Zakee Wheatley	0-1	0.5	-	-	-	-	-	-	0.5-0

SACKS

Player	UA-A	Total	WVU	UD	Illini	Iowa	NU	UMass	OSU
Adisa Isaac	4-3	5.5	-	-	0.5-4	1-9	1-8	2.5-16	0.5-3
Demeioun Robinson	3-0	3	-	-	-	1-6	-	2-9	-
Zuriah Fisher	2-1	2.5	-	1-5	0.5-5	-	1-7	-	-
Coziah Izzard	2-1	2.5	DNP	DNP	2-5	-	0.5-3	-	-
Cam Miller	2-0	2	-	-	-	-	-	2-11	-
Zane Durant	2-0	2	-	1-8	-	-	1-9	-	-
Amin Vanover	1-1	1.5	DNP	DNP	-	1-7	0.5-3	-	-
Dani Dennis-Sutton	1-1	1.5	-	-	-	-	1-6	0.5-4	-
Kobe King	1-1	1.5	-	-	-	-	1-3	-	0.5-2
Dominic DeLuca	1-0	1	1-5	-	-	-	-	-	-
Jaylen Reed	1-0	1	-	1-7	-	-	-	-	-
Johnny Dixon	1-0	1	-	-	-	-	-	-	1-5
Abdul Carter	1-0	1	1-11	-	-	-	-	-	-
Jameial Lyons	1-0	1	-	1-4	DNP	DNP	DNP	-	DNP
Curtis Jacobs	1-0	1	1-1	-	-	-	-	-	-
Keon Wylie	1-0	1	-	-	-	-	1-8	-	-

TURNOVERS BY GAME

PENN STATE: 14 GAINED

TYPE	QTR	PLAYER	PLAYS/ YDS	1st DOWNS	RESULT
WEST VIRGINIA (0)					
-	-	-	-	-	-
DELAWARE (2)					
FUM	3	Winston (forced by Ellis)	5/31	1	TD
INT	3	DeLuca (26-yd return for touchdown)*	-/26	-	TD
ILLINOIS (5)					
FUM	1	King, Kobe (forced by DeLuca)	9/40	2	FG
INT	1	Carter, Abdul (18-yd return)	4/-6	0	FG
INT	1	Hardy, Daequan	12/57	4	TD
INT	3	Dixon, Johnny (21-yd return)	3/4	0	PUNT
INT	3	Miller, Cam	3/30	1	TD
IOWA (4)					
FUM	1	Jacobs, Curtis (forced by Dennis-Sutton)	17/53	4	FG
FUM	2	Jacobs, Curtis (muffed punt by Deasfermandes)	10/39	2	TD
FUM	3	Isaac, Adisa (forced by Robinson)	8/19	2	TD
FUM	4	Fisher, Zuriah (forced by Vanover)	5/16	1	GAME END
NORTHWESTERN (1)					
INT	4	Hardy, Daequan (34-yd return)	1/30	-	TD
UMASS (1)					
INT	4	Ellis, Keaton	4/49	2	TD
OHIO STATE (1)					
FUM	4	Elsdon, Tyler (muffed punt by Fleming)	3/0	0	PUNT

OPPONENT: 3 GAINED

TYPE	QTR	PLAYER	PLAYS/ YDS	1st DOWNS	RESULT
WEST VIRGINIA (0)					
-	-	-	-	-	-
DELAWARE (0)					
-	-	-	-	-	-
ILLINOIS (0)					
-	-	-	-	-	-
IOWA (0)					
-	-	-	-	-	-
NORTHWESTERN (1)					
FUM	1	Turner, Braden (forced by Brus)	4/-4	0	FG
UMASS (2)					
FUM	1	Rudolph, Tyler (forced by Rutherford)	3/-8	0	PUNT
FUM	2	Johnson, Gerrell (muffed punt by Miller)	3/3	0	HALF
OHIO STATE (0)					
-	-	-	-	-	-

72 2023 PENN STATE FOOTBALL

TURNOVERS BY PLAYER

FUMBLES

Player	No-Lost	WVU	UD	Illini	Iowa	NU	UMass	OSU
Kaytron Allen	2-0	-	1-0	-	-	1-0	-	-
Drew Allar	2-1	-	-	-	-	1-0	1-1	-
Cam Miller	1-1	-	-	-	-	-	1-1	-
Kaden Saunders	1-0	-	-	-	1-0	-	-	-
Beau Pribula	1-0	-	-	1-0	-	-	-	DNP
Nicholas Singleton	1-1	-	-	-	-	1-1	-	-

FORCED FUMBLES

Player	Number	WVU	UD	Illini	Iowa	NU	UMass	OSU
Dominic DeLuca	2	-	-	1	1	-	-	-
Keaton Ellis	1	-	1	-	-	-	-	-
Amin Vanover	1	DNP	DNP	-	1	-	-	-
Dani Dennis-Sutton	1	-	-	-	1	-	-	-
Demeioun Robinson	1	-	-	-	1	-	-	-

FUMBLES RECOVERED

Player	Number	WVU	UD	Illini	Iowa	NU	UMass	OSU
Curtis Jacobs	3	-	-	-	2	-	-	1
Adisa Isaac	1	-	-	-	1	-	-	-
Kevin Winston	1	-	1	-	-	-	-	-
Zuriah Fisher	1	-	-	-	1	-	-	-
Kobe King	1	-	-	1	-	-	-	-
Tyler Elsdon	1	-	-	-	-	-	-	1

INTERCEPTIONS

Player	Total	WVU	DEL	at ILL	IOWA	at NU	UMass	at OSU	IND	at UMD	MICH	RU	at MSU
Daequan Hardy	2	-	-	1	-	1	-	-	-	-	-	-	-
Abdul Carter	1	-	-	1	-	-	-	-	-	-	-	-	-
Dominic DeLuca	1	-	1	-	-	-	-	-	-	-	-	-	-
Keaton Ellis	1	-	-	-	-	-	1	-	-	-	-	-	-
Johnny Dixon	1	-	-	1	-	-	-	-	-	-	-	-	-
Cam Miller	1	-	-	1	-	-	-	-	-	-	-	-	-

INTERCEPTIONS THROWN

Player	Total	WVU	DEL	at ILL	IOWA	at NU	UMass	at OSU	IND	at UMD	MICH	RU	at MSU
-	0	0	0	0	0	-	-	-	-	-	-	-	-

SCORING BREAKDOWN

PENN STATE DRIVES

Totals: 43 scoring drives (34 TD, 9 FG)

Special Teams/Defensive Touchdowns:

2 PR (UMass - 2 returned for touchdowns)

1 INT (Delaware - returned for a touchdown)

LONGEST DRIVES BY:

Plays:	17	Iowa (9/23)
	15	Iowa (9/23)
Yards:	94	West Virginia (9/2)
	81	West Virginia (9/2)
Time:	7:28	Iowa (9/23)
	6:40	Iowa (9/23)

OPPONENT DRIVES

Totals: 12 scoring drives (8 TD, 4 FG)

Special Teams/Defensive Touchdowns:

LONGEST DRIVES BY:

Plays:	13	at Ohio State (10/21)
	11	at Ohio State (10/21)
Yards:	75	2x, Last vs. Delaware (9/9)
	71	at Ohio State (10/21)
Time:	5:42	West Virginia (9/2)
	5:17	at Ohio State (10/21)

LONG PLAY BREAKDOWN

BY YARDAGE

OFFENSE (18)

Yards	Type	Player(s)	Opponent
72*	Pass	Lambert-Smith, KeAndre from Allar, Drew	West Virginia
39	Run	Smith, Tank	UMass
35	Pass	Lambert-Smith, KeAndre from Allar, Drew	at Northwestern
34	Pass	Johnson, Theo from Alar, Drew	at Ohio State
33	Pass	Clifford, Liam from Allar, Drew	at Illinois
31*	Run	Pribula, Beau	UMass
30*	Pass	Johnson, Theo from Allar, Drew	UMass
30*	Pass	Potts, Trey from Pribula, Beau	at Northwestern
30	Pass	Lambert-Smith, KeAndre from Allar, Drew	West Virginia
26	Pass	Cephas, Dante from Allar, Drew	Delaware
25*	Pass	McClain, Malik from Allar, Drew	West Virginia
25	Pass	Lambert-Smith, KeAndre from Allar, Drew	at Northwestern
22	Pass	McClain, Malik from Allar, Drew	West Virginia
22	Pass	Cephas, Dante from Allar, Drew	West Virginia
21	Pass	Wallace III, Harrison from Allar, Drew	UMass
21	Run	Pribula, Beau	at Illinois
20	Run	Singleton, Nicholas	at Ohio State
20	Run	Potts, Trey	Delaware

DEFENSE (4)

Yards	Type	Player(s)	Opponent
40	INT	Ellis, Keaton	UMass
34	INT	Hardy, Daequan	at Northwestern
26*	INT	DeLuca, Dominic	Delaware
21	INT	Dixon, Johnny	at Illinois

SPECIAL TEAMS (9)

Yards	Type	Player(s)	Opponent
68*	PR	Hardy, Daequan	UMass
56*	PR	Hardy, Daequan	UMass
37	PR	Saunders, Kaden	UMass
31	KR	Singleton, Nicholas	at Illinois
30	KR	Singleton, Nicholas	at Ohio State
29	KR	Potts, Trey	at Ohio State
26	KR	Singleton, Ncholas	Delaware
24	KR	Singleton, Nicholas	UMass
23	KR	Singleton, Nicholas	at Illinois

* - touchdown scored on play

74 2023 PENN STATE FOOTBALL

LONG PLAY BREAKDOWN

LONG PLAYS BY THE NUMBERS

BY YARDAGE

Yards	No.	TD
100+	0	0
90-99	0	0
80-89	0	0
70-79	1	1
60-69	1	1
50-59	1	1
40-49	1	0
30-39	12	3
20-29	15	2

BY TYPE

Type	No.	TD
Rushing	5	1
Passing	13	4
Punt returns	3	2
Kick returns	6	0
Interceptions	4	1
Fumble returns	0	0
Other	0	0
TOTAL	31	8

PENN STATE (31 PLAYS)

Play	#	Long	Play	Opponent
Passing	13	72*	Lambert-Smith, KeAndre from Allar, Drew	West Virginia
Rushing	5	39	Smith, Tank	UMass
INT	4	40	Ellis, Keaton	UMass
KR	6	31	Singleton, Nicholas	at Illinois
PR	3	68*	Hardy, Daequan	UMass

OPPONENTS (22 PLAYS)

Play	#	Long	Play	Opponent
Passing	14	37	Wilcher, Kenari from Paddock, John	at Illinois
Rushing	2	66*	Yarns, Marcus	Delaware
KR	6	36	Henning, A.J.	at Northwestern

20+ YARD PLAYS BY PLAYER

Player	No.	TD	R	P	KR	PR	IR	FR
Cephas, Dante	2	-	-	2	-	-	-	-
Clifford, Liam	1	-	-	1	-	-	-	-
DeLuca, Dominic	1	1	-	-	-	-	1	-
Dixon, Johnny	1	-	-	-	-	-	1	-
Ellis, Keaton	1	-	-	-	-	-	1	-
Hardy, Daequan	3	2	-	-	-	2	1	-
Johnson, Theo	2	1	-	2	-	-	-	-
Lambert-Smith, KeAndre	4	1	-	4	-	-	-	-
McClain, Malik	2	1	-	2	-	-	-	-
Potts, Trey	3	1	1	1	1	-	-	-
Pribula, Beau	2	1	2	-	-	-	-	-
Saunders, Kaden	1	-	-	-	-	1	-	-
Singleton, Nicholas	6	-	1	-	5	-	-	-
Smith, Tank	1	-	1	-	-	-	-	-
Wallace III, Harrison	1	-	-	1	-	-	-	-
TOTAL	31	8	5	13	6	3	4	-

* - touchdown scored on play

LONGEST PLAYS OF THE YEAR

Rushing

39 Smith, Tank UMass (10/14)

Rushing Touchdown

31* Pribula, Beau UMass (10/14)

Passing

72* Lambert-Smith, KeAndre from Allar, Drew West Virginia (9/2)

Passing Touchdown

72* Lambert-Smith, KeAndre from Allar, Drew West Virginia (9/2)

Kick Return

31 Singleton, Nicholas at Illinois (9/16)

Punt Return

68* Hardy, Daequan UMass (10/14)

Interception Return

-40 Ellis, Keaton UMass (10/14)

Fumble Return

1 Winston, K.J. (forced by Ellis, Keaton) Delaware (9/9)

Punt

54 Thompson, Riley at Ohio State (10/21)

Field Goal

47 Felkins, Alex at Northwestern (9/30)

* - touchdown scored on play

OFFENSIVE STARTERS

OPPONENT	LT	LG	C	RG	RT	TE	QB	RB	WR	WR	WR
West Virginia	Fashanu	Nelson	Nourzad	Wormley	C. Wallace	Johnson	Allar	Singleton	Lambert-Smith	Wallace III	Warren (TE)
Delaware	Fashanu	loane	Nourzad	Wormley	C. Wallace	Johnson	Allar	Allen	Lambert-Smith	Wallace III	Clifford
at Illinois	Fashanu	Nelson	Nourzad	Wormley	C. Wallace	Johnson	Allar	Singleton	Lambert-Smith	McClain	Warren (TE)
Iowa	Fashanu	Nelson	Nourzad	Wormley	C. Wallace	Johnson	Allar	Allen	Lambert-Smith	Cephas	Warren (TE)
at Northwestern	Fashanu	Nelson	Nourzad	Wormley	C. Wallace	Johnson	Allar	Singleton	Lambert-Smith	Cephas	Warren (TE)
UMass	Fashanu	loane	Nourzad	Wormley	C. Wallace	Johnson	Allar	Singleton	Lambert-Smith	Wallace III	Warren (TE)
at Ohio State	Fashanu	loane	Nourzad	Wormley	C. Wallace	Johnson	Allar	Allen	Lambert-Smith	Wallace III	Warren (TE)
Indiana	-	-	-	-	-	-	-	-	-	-	-
at Maryland	-	-	-	-	-	-	-	-	-	-	-
Michigan	-	-	-	-	-	-	-	-	-	-	-
Rutgers	-	-	-	-	-	-	-	-	-	-	-
at Michigan State	-	-	-	-	-	-	-	-	-	-	-

DEFENSIVE STARTERS

OPPONENT	DE	DT	DT	DE	LB	LB	LB/CB	CB	S	S	CB
West Virginia	Isaac	Beamon	Durant	C. Robinson	Carter	Jacobs	King, Kobe	King, Kalen	Reed	Winston	Dixon
Delaware	Isaac	Beamon	Ellies	C. Robinson	Carter	Jacobs	King, Kobe	King, Kalen	Reed	Winston	Dixon
at Illinois	Isaac	Beamon	Durant	C. Robinson	Carter	Jacobs	King, Kobe	King, Kalen	Reed	Winston	Dixon
Iowa	Isaac	Beamon	Durant	C. Robinson	Carter	Jacobs	King, Kobe	King, Kalen	Reed	Winston	Dixon
at Northwestern	Isaac	Durant	Ellies	C. Robinson	Carter	Jacobs	King, Kobe	King, Kalen	Reed	Winston	Dixon
UMass	Isaac	Beamon	Durant	C. Robinson	Carter	Jacobs	Hardy, Daequan	King, Kalen	Reed	Winston	Dixon
at Ohio State	Isaac	Beamon	Durant	C. Robinson	Carter	Jacobs	Hardy, Daequan	King, Kalen	Reed	Winston	Dixon
Indiana	-	-	-	-	-	-	-	-	-	-	-
at Maryland	-	-	-	-	-	-	-	-	-	-	-
Michigan	-	-	-	-	-	-	-	-	-	-	-
Rutgers	-	-	-	-	-	-	-	-	-	-	-
at Michigan State	-	-	-	-	-	-	-	-	-	-	-

CAREER STARTS

Player	'19	'20	'21	'22	'23	Total
Nourzad, Hunter (OL)	-	10+	10+	7	7	34
Wallace, Caedan (OL)	-	7	13	7	7	34
Lambert-Smith, KeAndre (WR)	-	5	13	7	7	32
Jacobs, Curtis (LB)	-	-	11	11	7	29
Cephas, Dante (WR)	-	-	13@	8@	2	23
Johnson, Theo (TE)	-	1	6	8	7	22
Dixon, Johnny (CB)	1*	8*	-	5	7	21
Ellis, Keaton (S)	1	5	1	12	-	19
Isaac, Adisa (DE)	-	-	-	12	7	19
Wormley, Sal (OL)	-	-	-	12	7	19
Beamon, Hakeem (DT)	-	-	-	11	6	17
King, Kalen (CB)	-	-	1	9	7	17
Fashanu, Olumuyiwa (OL)	-	-	1	8	7	16
Carter, Abdul (LB)	-	-	-	6	7	13
McClain, Malik (WR)	-	-	9#	3#	1	13
Elsdon, Tyler (LB)	-	-	-	12	-	12
Singleton, Nicholas (RB)	-	-	-	7	4	11
Warren, Tyler (TE)	-	-	-	3	6	9
Robinson, Chop (DE)	-	-	1^	-	7	8
Allar, Drew (QB)	-	-	-	-	7	7

Player	'19	'20	'21	'22	'23	Total
Izzard, Coziah (DT)	-	-	7	-	-	7
Reed, Jaylen (S)	-	-	-	-	7	7
Winston, Kevin (S)	-	-	-	-	7	7
Allen, Kaytron	-	-	-	3	3	6
Durant, Zane (DT)	-	-	-	-	6	6
King, Kobe (LB)	-	-	-	-	5	5
Potts, Trey (RB)	-	-	4!	1!	-	5
Nelson, JB (OL)	-	-	-	-	4	4
Shelton, Drew (OL)	-	-	-	4	-	4
Wallace III, Harrison (WR)	-	-	-	-	4	4
Ellies, Dvon (DT)	-	-	1	-	2	3
Hardy, Daequan (CB)	-	-	1	-	2	3
loane, Vega (OL)	-	-	-	-	3	3
Clifford, Liam (WR)	-	-	-	-	1	1
Vilbert, Smith (DE)	-	-	1	-	-	1

* Starts at South Carolina
 + Starts at Cornell
 ^ Starts at Maryland
 # Starts at Florida State
 @ Starts at Kent State
 ! Starts at Minnesota

76 2023 PENN STATE FOOTBALL

PARTICIPATION CHART

	GP/GS	WVU	UDEL	at III	IOWA	at NU	UMASS	at OSU	IND	at UMD	MICH	RU	at MSU
0 Dominic DeLuca	7/0	XXX	XXX	XXX	XXX	XXX	XXX	XXX	-	-	-	-	-
1 Jaylen Reed	7/7	START	START	START	START	START	START	START	START	START	START	START	START
1 KeAndre Lambert-Smith	7/7	START	START	START	START	START	START	START	START	START	START	START	START
2 Liam Clifford	7/1	XXX	START	XXX	XXX	XXX	XXX	XXX	-	-	-	-	-
2 Keaton Ellis	7/0	XXX	XXX	XXX	XXX	XXX	XXX	XXX	-	-	-	-	-
3 Dante Cephas	7/2	XXX	XXX	XXX	START	START	XXX	XXX	-	-	-	-	-
3 Johnny Dixon	7/7	START	START	START	START	START	START	START	START	START	START	START	START
4 Kalen King	7/7	START	START	START	START	START	START	START	START	START	START	START	START
4 Malick Meiga	3/0	XXX	-	-	-	-	XXX	XXX	-	-	-	-	-
5 Cam Miller	7/0	XXX	XXX	XXX	XXX	XXX	XXX	XXX	-	-	-	-	-
5 Omari Evans	5/0	-	XXX	XXX	XXX	XXX	XXX	XXX	-	-	-	-	-
6 Zakee Wheatley	7/0	XXX	XXX	XXX	XXX	XXX	XXX	XXX	-	-	-	-	-
6 Harrison Wallace III	6/4	START	START	XXX	XXX	-	START	START	START	START	START	START	START
7 Kaden Saunders	7/0	XXX	XXX	XXX	XXX	XXX	XXX	XXX	-	-	-	-	-
8 DaKaari Nelson	1/0	-	XXX	-	-	-	-	-	-	-	-	-	-
9 King Mack	6/0	XXX	XXX	XXX	XXX	XXX	XXX	XXX	-	-	-	-	-
9 Beau Pribula	6/0	XXX	XXX	XXX	XXX	XXX	XXX	XXX	-	-	-	-	-
10 Mehki Flowers	4/0	-	XXX	-	XXX	-	XXX	XXX	-	-	-	-	-
10 Nicholas Singleton	7/4	START	XXX	START	XXX	START	START	START	START	START	START	START	START
11 Abdul Carter	7/7	START	START	START	START	START	START	START	START	START	START	START	START
11 Malik McClain	7/1	XXX	XXX	START	XXX	XXX	XXX	XXX	-	-	-	-	-
12 Anthony Ivey	1/0	XXX	-	-	-	-	-	-	-	-	-	-	-
12 Zion Tracy	7/0	XXX	XXX	XXX	XXX	XXX	XXX	XXX	-	-	-	-	-
13 Kaytron Allen	7/3	XXX	START	XXX	XXX	XXX	XXX	START	-	-	-	-	-
13 Tony Rojas	7/0	XXX	XXX	XXX	XXX	XXX	XXX	XXX	-	-	-	-	-
14 Tyrece Mills	3/0	XXX	XXX	-	-	-	XXX	-	-	-	-	-	-
14 Jaxon Smolik	1/0	-	XXX	-	-	-	-	-	-	-	-	-	-
15 Drew Allar	7/7	START	START	START	START	START	START	START	START	START	START	START	START
15 Amin Vanover	5/0	-	-	XXX	XXX	XXX	XXX	XXX	-	-	-	-	-
16 Khalil Dinkins	7/0	XXX	XXX	XXX	XXX	XXX	XXX	XXX	-	-	-	-	-
16 Elliot Washington II	7/0	XXX	XXX	XXX	XXX	XXX	XXX	XXX	-	-	-	-	-
17 Mason Stahl	3/0	-	XXX	XXX	-	XXX	-	-	-	-	-	-	-
18 Davon Townley	1/0	-	XXX	-	-	-	-	-	-	-	-	-	-
19 Jameial Lyons	3/0	XXX	XXX	-	-	-	XXX	-	-	-	-	-	-
20 Adisa Isaac	7/7	START	START	START	START	START	START	START	START	START	START	START	START
21 Kevin Winston Jr.	7/7	START	START	START	START	START	START	START	START	START	START	START	START
23 Curtis Jacobs	7/7	START	START	START	START	START	START	START	START	START	START	START	START
23 Trey Potts	7/0	XXX	XXX	XXX	XXX	XXX	XXX	XXX	-	-	-	-	-
24 Ta'Mere Robinson	2/0	-	XXX	-	-	-	XXX	-	-	-	-	-	-
25 Daeguan Hardy	5/2	-	-	XXX	XXX	XXX	START	START	-	-	-	-	-
27 Lamont Payne Jr.	2/0	-	XXX	-	-	-	XXX	-	-	-	-	-	-
28 Zane Durant	7/6	START	XXX	START	START	START	START	START	START	START	START	START	START
29 Audavion Collins	3/0	XXX	XXX	-	-	-	XXX	-	-	-	-	-	-
31 Kolin Dinkins	6/0	XXX	XXX	XXX	XXX	-	XXX	XXX	-	-	-	-	-
32 Keon Wylie	7/0	XXX	XXX	XXX	XXX	XXX	XXX	XXX	-	-	-	-	-
33 Dani Dennis-Sutton	7/0	XXX	XXX	XXX	XXX	XXX	XXX	XXX	-	-	-	-	-
34 Tyler Holzworth	2/0	XXX	XXX	-	-	-	-	-	-	-	-	-	-
35 Blaise Sokach-Minnick	1/0	-	-	-	-	-	XXX	-	-	-	-	-	-
36 Zuriah Fisher	7/0	XXX	XXX	XXX	XXX	XXX	XXX	XXX	-	-	-	-	-
38 Tank Smith	2/0	-	XXX	-	-	-	XXX	-	-	-	-	-	-
39 Ty Blanding	1/0	-	XXX	-	-	-	-	-	-	-	-	-	-
41 Kobe King	7/5	START	START	START	START	START	XXX	XXX	-	-	-	-	-
43 Tyler Elsdon	7/0	XXX	XXX	XXX	XXX	XXX	XXX	XXX	-	-	-	-	-
44 Tyler Warren	7/6	START	XXX	START	START	START	START	START	START	START	START	START	START
44 Chop Robinson	7/7	START	START	START	START	START	START	START	START	START	START	START	START
48 Tyler Duzansky	7/0	XXX	XXX	XXX	XXX	XXX	XXX	XXX	-	-	-	-	-
48 Kaveion Keys	2/0	-	XXX	-	-	-	XXX	-	-	-	-	-	-
51 Hakeem Beamon	7/6	START	START	START	START	XXX	START	START	-	-	-	-	-
52 Dominic Rulli	7/0	XXX	XXX	XXX	XXX	XXX	XXX	XXX	-	-	-	-	-
52 Jordan van den Berg	6/0	XXX	XXX	XXX	XXX	XXX	XXX	XXX	-	-	-	-	-
53 Nick Dawkins	7/0	XXX	XXX	XXX	XXX	XXX	XXX	XXX	-	-	-	-	-
55 Chimdy Onoh	1/0	-	XXX	-	-	-	XXX	-	-	-	-	-	-
56 JB Nelson	6/4	START	XXX	START	START	START	XXX	-	-	-	-	-	-
57 Ibrahim Traore	1/0	-	-	-	-	-	XXX	-	-	-	-	-	-
58 Kaleb Artis	7/0	XXX	XXX	XXX	XXX	XXX	XXX	XXX	-	-	-	-	-
64 Hunter Nourzad	7/7	START	START	START	START	START	START	START	START	START	START	START	START
66 Drew Shelton	6/0	XXX	XXX	XXX	XXX	XXX	-	XXX	-	-	-	-	-
68 Anthony Donkoh	2/0	-	XXX	-	XXX	-	-	-	-	-	-	-	-
70 J'ven Williams	2/0	-	XXX	-	XXX	-	-	-	-	-	-	-	-
71 Vega Ioane	7/3	XXX	START	XXX	XXX	XXX	START	START	-	-	-	-	-
73 Caedan Wallace	7/7	START	START	START	START	START	START	START	START	START	START	START	START
74 Olumuyiwa Fashanu	7/7	START	START	START	START	START	START	START	START	START	START	START	START
77 Sal Wormley	7/7	START	START	START	START	START	START	START	START	START	START	START	START
78 Golden Israel-Achumba	7/0	XXX	XXX	XXX	XXX	XXX	XXX	XXX	-	-	-	-	-
80 Cristian Driver	3/0	-	XXX	XXX	-	XXX	XXX	-	-	-	-	-	-
81 Jan Mahlert	4/0	-	XXX	-	-	-	-	-	-	-	-	-	-
84 Theo Johnson	7/7	START	START	START	START	START	START	START	START	START	START	START	START
86 Jason Estrella	2/0	-	XXX	-	-	-	XXX	-	-	-	-	-	-
87 Andrew Rappleyea	2/0	-	XXX	-	-	-	XXX	-	-	-	-	-	-
88 Jerry Cross	4/0	-	XXX	XXX	XXX	-	XXX	-	-	-	-	-	-
91 Dvon Ellies	7/2	XXX	START	XXX	XXX	START	XXX	XXX	-	-	-	-	-
91 Alex Felkins	7/0	XXX	XXX	XXX	XXX	XXX	XXX	XXX	-	-	-	-	-
93 Sander Sahaydak	3/0	XXX	XXX	-	-	-	XXX	-	-	-	-	-	-
94 Jake Wilson	7/0	XXX	XXX	XXX	XXX	XXX	XXX	XXX	-	-	-	-	-
95 Riley Thompson	7/0	XXX	XXX	XXX	XXX	XXX	XXX	XXX	-	-	-	-	-
99 Coziah Izzard	5/0	-	-	XXX	XXX	XXX	XXX	XXX	-	-	-	-	-
99 Gabe Nwosu	7/0	XXX	XXX	XXX	XXX	XXX	XXX	XXX	-	-	-	-	-

THE LAST TIME...

PENN STATE

100+ Yards Rushing: 103, Kaytron Allen vs. Delaware, 2023
 150+ Yards Rushing: 202, Journey Brown vs. Memphis, 2019 ~
 200+ Yards Rushing: 202, Journey Brown vs. Memphis, 2019 ~
 300+ Yards Rushing: 327, Larry Johnson at Indiana, 2002
 30-34 Rushing Attempts: 33, Saquon Barkley at Indiana, 2016
 35+ Rushing Attempts: 35, Zach Zwinak vs. Nebraska, 2013
 Three Touchdowns Rushing: Nicholas Singleton vs. Delaware, 2023
 Four Touchdowns Rushing: Saquon Barkley at Pittsburgh, 2016
 Five Touchdowns Rushing: Ki-Jana Carter vs. Michigan State, 1994
 60+ Yard Run: 87, Nicholas Singleton vs. Utah, 2022^
 70+ Yard Run: 87, Nicholas Singleton vs. Utah, 2022^
 80+ Yard Run: 87, Nicholas Singleton vs. Utah, 2022^
 90+ Yard Run: 92, Saquon Barkley vs. Washington, 2017 @
 Two Players Rush For 100 Yards: Will Levis (108) & Journey Brown (103) vs. Rutgers, 2019
 QB/RB Rush For 100 Yards: Will Levis (108) & Journey Brown (103) vs. Rutgers, 2019
 Four Rushing TD in One Quarter: vs. UMass, (2nd; Belton [2], Zwinak [2]) 2014
 300+ Yards Passing: 325, Drew Allar vs. West Virginia, 2023
 350+ Yards Passing: 371, Sean Clifford vs. Ohio State, 2022
 400+ Yards Passing: 401, Sean Clifford vs. Villanova, 2021
 20-24 Pass Completions: 22, Drew Allar vs. Delaware, 2022
 25-29 Pass Completions: 32, Sean Clifford vs. Ohio State, 2023
 30-34 Pass Completions: 32, Sean Clifford vs. Ohio State, 2022
 35+ Pass Completions: 37, Sean Clifford at Purdue, 2022
 30-39 Pass Attempts: 31, Sean Clifford vs. Minnesota, 2022
 40-49 Pass Attempts: 42, Drew Allar at Ohio State, 2023
 50+ Pass Attempts: 52, Sean Clifford at Ohio State, 2021
 Four Touchdown Passes: Drew Allar vs. Iowa, 2023
 Five Touchdown Passes: Rashard Casey vs. Louisiana Tech, 2000
 Four Interceptions Thrown: Zack Mills at Boston College, 2004
 300+ Yards Total Offense: 326 (325 P, 1 R), Drew Allar vs. West Virginia, 2022
 350+ Yards Total Offense: 361 (371 P, -10 R), Sean Clifford vs. Ohio State, 2023
 400+ Yards Total Offense: 452 (398 P, 54 R), Sean Clifford at Maryland, 2019
 450+ Yards Total Offense: 452 (398 P, 54 R), Sean Clifford at Maryland, 2019
 100+ Yards Receiving: 123, KeAndre Lambert-Smith vs. West Virginia, 2023
 150+ Yards Receiving: 179, Parker Washington vs. Ohio State, 2022
 200+ Yards Receiving: 242, Jahan Dotson at Maryland, 2021
 Two Players w/ 100 Yards Receiving: Jahan Dotson (127) & Parker Washington (108) at Ohio State, 2021
 Two Players w/ 150 Yards Receiving: Geno Lewis (173) & DaeSean Hamilton (165) vs. UCF, 2014 #
 Back-to-Back 100 Yard Receiving Games: KeAndre Lambert-Smith, (124 vs. Utah^; 123 vs. WVU), 2022-23
 Three Straight 100-Yard Receiving Games: Jahan Dotson, (108 vs. MSU; 189 at Illinois; 102 at Wisconsin), 2020-21
 10+ Receptions: 11, Parker Washington vs. Ohio State, 2022
 50+ Yard Reception: 72, KeAndre Lambert-Smith vs. West Virginia, 2023
 60+ Yard Reception: 72, KeAndre Lambert-Smith vs. West Virginia, 2023
 70+ Yard Reception: 72, KeAndre Lambert-Smith vs. West Virginia, 2023
 80+ Yard Reception: 88, KeAndre Lambert-Smith vs. Utah, 2022 ^
 Three Touchdowns Receiving: Jahan Dotson at Maryland, 2021
 Four Touchdowns Receiving: Bobby Engram vs. Minnesota, 1993
 150+ All-Purpose Yards: 167 (62 Rush, 5 Rec, 100 KR), Nicholas Singleton at Rutgers, 2022
 200+ All-Purpose Yards: 219 (179 Rush, 40 KR), Nicholas Singleton vs. Ohio, 2022
 250+ All-Purpose Yards: 254 (242 Rec, 12 PR), Jahan Dotson at Maryland, 2021
 300+ All-Purpose Yards: 358 (211 Rush, 94 Rec, 53 KR), Saquon Barkley at Iowa, 2017 (SR)
 Five Touchdowns Scored: 5 (4 rushing, 1 receiving), Saquon Barkley at Pittsburgh, 2016
 Kickoff Return For Touchdown: 100, Nicholas Singleton at Rutgers, 2022
 Rushing, Receiving & Kickoff Return TD in a game: Derrick Williams vs. Illinois, 2008
 100-Yard Kickoff Return: 100, Nicholas Singleton at Rutgers, 2022
 Punt Return For Touchdown: 2x (56, 68), Daequan Hardy vs. UMass, 2023
 80-Yard Punt Return: 81, Jahan Dotson vs. Michigan State, 2020
 Zero Punts in a Game: Purdue, 2013
 Multiple Interceptions: 2, Ji' Ayir Brown vs. Arkansas, 2022 \$
 90-Yard Interception Return: 99, Michael Mauti at Illinois, 2012
 Interception Return For Touchdown: 26, Dominic DeLuca vs. Delaware, 2023
 Five Interceptions in a Game (Team): at Rutgers, 2014
 Multiple Forced Fumbles: 3, Lamont Wade, at Ohio State, 2019
 Multiple Fumble Recoveries: 2, Curtis Jacobs vs. Iowa, 2023
 Fumble Return For Touchdown (Defense): (2); 14 yards, Kobe King; 70 yards, Ji' Ayir Brown at Rutgers, 2022
 Fumble Return For Touchdown (Special Teams): 14 yds, Nick Scott (forced by Irvin Charles) vs. Indiana, 2017
 Blocked Field Goal: Arnold Ebiketie vs. Indiana, 2021
 Blocked Field Goal For Touchdown: 60 yards, Grant Haley (Marcus Allen block) vs. Ohio State, 2016
 Blocked Extra Point: Parker Cothren at Northwestern, 2015
 Blocked Punt: Dominic DeLuca vs. UMass, 2023
 Two Blocked Punts: Jonathan Sutherland vs. Idaho, 2019
 Blocked Punt For Touchdown: 0 yards, Michael Yancich (Mike Hull block) vs. Ohio State, 2012
 Safety: Team (Fumble recovered in end zone), vs. Ohio, 2022
 Two-Point Conversion Attempt: Sean Clifford to Parker Washington (pass failed) vs. Central Michigan, 2022
 Two-Point Conversion: Sean Clifford to Jahan Dotson vs. Michigan, 2021
 50-Yard Field Goal: 50, Jake Pinegar vs. Maryland, 2022
 Four Field Goals: Tyler Davis at Rutgers, 2016
 Five Field Goals: Collin Wagner vs. Temple, 2010

OPPONENT

100+ Yards Rushing: 102, Mohamed Ibrahim, Minnesota, 2022
 150+ Yards Rushing: (177) Donovan Edwards/(172) Blake Corum, Michigan, 2022
 200+ Yards Rushing: 223, Chase Brown, Illinois, 2021
 30-34 Rushing Attempts: 30, Mohammed Ibrahim, Minnesota, 2022
 35+ Rushing Attempts: 44, Mike Hart, Michigan, 2007 (OR)
 Three Touchdowns Rushing: Trevor Siemian, Northwestern, 2014
 Four Touchdowns Rushing: Montee Ball, Wisconsin, 2011
 50+ Yard Run: 66, Marcus Yarns, Delaware, 2023
 60+ Yard Run: 66, Marcus Yarns, Delaware, 2023
 70+ Yard Run: 71, Jonathan Taylor, Wisconsin, 2018
 Two Players Rush For 100 Yards: (177) Donovan Edwards/(172) Blake Corum, Michigan, 2022
 300+ Yards Passing: 354, C.J. Stroud, Ohio State, 2022
 400+ Yards Passing: 400, Brian Lewerke, Michigan State, 2017
 500+ Yards Passing: 532, Case Keenum, Houston, 2011 (OR) *
 25-29 Pass Completions: 26, C.J. Stroud, Ohio State, 2022
 30-44 Pass Completions: 30, Aidan O'Connell, at Purdue, 2022
 45+ Pass Completions: 45, Case Keenum, Houston, 2011 (OR) *
 30-39 Pass Attempts: 35, Kyle McCord, Ohio State, 2023
 40-49 Pass Attempts: 43, Payton Thorne, Michigan State, 2022
 50+ Pass Attempts: 57, Taulia Tagovailoa, at Maryland, 2021
 60+ Pass Attempts: 60, Aidan O'Connell, at Purdue, 2022
 Four Touchdown Passes: 4, Justin Fields, Ohio State, 2020
 Five Touchdown Passes: Sam Darnold, USC, 2016 ^
 Four Interceptions Thrown: Luke Altmyer, Illinois, 2023
 Five Interceptions Thrown: Gary Nova, Rutgers, 2014
 300+ Yards Total Offense: 359 (354 P, 5 R), C.J. Stroud, Ohio State, 2022
 400+ Yards Total Offense: 425 (400 P, 25 R), Brian Lewerke, Michigan State, 2017
 500+ Yards Total Offense: 542 (532 P, 10 R), Case Keenum, Houston, 2011 (OR) *
 100+ Yards Receiving: 162, Marvin Harrison Jr., Ohio State, 2023
 150+ Yards Receiving: 162, Marvin Harrison Jr., Ohio State, 2023
 200+ Yards Receiving: 228, Patrick Edwards, Houston, 2011 *
 10+ Receptions: 11, Marvin Harrison Jr., Ohio State, 2023
 50+ Yard Reception: 58, Jaxon Smith-Njigba from C.J. Stroud, Ohio State 2021
 70+ Yard Reception: 70, Akrum Wadley from Nate Stanley, Iowa, 2017
 80+ Yard Reception: 80, Dominique Barnes from Kurt Hess, Youngstown State, 2010
 90+ Yard Reception: 99, Thomas Lewis from John Paci, Indiana, 1993
 Three Touchdown Receptions: Deonta Burnett, USC, 2016 ^
 Kickoff Return For Touchdown: 100, Darrynton Evans, Appalachian State, 2018
 90-Yard Kickoff Return: 100, Darrynton Evans, Appalachian State, 2018
 100-Yard Kickoff Return: 100, Darrynton Evans, Appalachian State, 2018
 Punt Return For Touchdown: 58, Lynn Bowden Jr., Kentucky, 2018 +
 70-Yard Punt Return: 75, Venric Mark, Northwestern, 2012
 80-Yard Punt Return: 87, Willie Reid, Florida State, 2005 !
 Multiple Interceptions: 2, J.T. Tuimoloua, Ohio State, 2022
 Interception Return For Touchdown: 14, J.T. Tuimoloua, Ohio State, 2022
 Fumble Return For Touchdown: 57, Jeron Cage, Ohio State, 2021
 Blocked Punt: Dominique Dafney, Iowa, 2018
 Blocked Punt For Touchdown: 27, Larentee McCray, Florida, 2011 \$
 Blocked Field Goal: Jer'Zahn Newton, Illinois, 2023
 Blocked Extra Point: Nick Aspie vs. Central Michigan, 2022
 Safety: 2, Team (blocked punt, snap out of the end zone on punt), Iowa, 2018
 Two Safeties: Team (blocked punt, snap out of the end zone on punt), Iowa, 2018
 Defensive Extra Point: 99, D.J. Johnson, Iowa, 2002
 50-Yard Field Goal: 51, Jack Stone, Michigan State, 2022
 Four Field Goals: Noah Ruggles, Ohio State, 2021

- Croke Park Classic (Dublin, Ireland) | ! - Orange Bowl | \$ - Outback Bowl | ^ - Rose Bowl | * - TicketCity Bowl
 @ - PlayStation Fiesta Bowl | + - VRBO Citrus Bowl | ~ - Goodyear Cotton Bowl

(SR) - School Record | (OR) - Opponent Record

(2); 14 yards, Kobe King (forced by Marquis Wilson); 70 yards, Ji' Ayir Brown (forced by Curtis Jacobs) at Rutgers, 2022