



2022-23 LADY LION BASKETBALL

UNLEASH
THE PRIDE

GAME 22 | PENN STATE AT NO. T-10/11 MARYLAND | JANUARY 30, 2023 | XFINITY CENTER

2022-23 SCHEDULE

Date Opponent (Broadcast) Time/Result

NOVEMBER

9	Norfolk State (B1G+)	W, 67-61
11	Fairfield (B1G+)	W, 77-49
15	Youngstown State (B1G+)	W, 77-63
18	Bryant (B1G+)	W, 96-33
21	Syracuse (B1G+)	W, 82-69
25	vs. Toledo! (FloHoops)	W, 60-59
26	at Fresno State! (FloHoops)	W, 68-49
30	Virginia (B1G/ACC Challenge) (B1G+)	L, 89-68

DECEMBER

3	at Minnesota (Big Ten Network)	L, 98-96 (2OT)
8	#4/3 Indiana (B1G+)	L, 67-58
11	West Virginia (B1G+)	W, 69-57
18	at Drexel (FloHoops)	L, 86-82 (OT)
21	Cornell (B1G+)	W, 79-48
30	Rutgers (B1G+)	W, 90-72

JANUARY

3	at #14/19 Michigan* (B1G+)	L, 82-72
7	Purdue (B1G+)	W, 70-60
11	at Nebraska (B1G+)	L, 80-51
14	at #12/9 Iowa* (Big Ten Network)	L, 108-67
18	Minnesota (B1G+)	L, 75-67
22	Wisconsin (Big Ten Network)	W, 74-69
26	at Rutgers (B1G+)	L, 86-82 (OT)
30	at #T-10/11 Maryland (Big Ten Network)	6 p.m.

FEBRUARY

2	Northwestern (B1G+)	7 p.m.
5	#Y-10/8 Iowa (Big Ten Network)	12 p.m.
12	at Michigan State (B1G+)	3 p.m.
16	#2/5 Ohio State (B1G+)	7 p.m.
19	at #22/22 Illinois (B1G+)	3 p.m.
22	at Purdue (B1G+)	7 p.m.
25	Michigan State (B1G+)	2 p.m.

MARCH

1-5	Big Ten Tournament!	TBD
-----	---------------------	-----

* Big Ten Opponent
! Daytona Beach Invitational (Daytona Beach, Fla.)
^ ACC/Big Ten Challenge
! Big Ten Tournament (Minneapolis)
All times Eastern Standard Time

STRATEGIC COMMUNICATIONS

WBB Primary Contact..... Korey Blucas
Office Phone..... 814-865-1757
Cell Phone..... 724-799-4480
Email..... kvb5992@psu.edu

WBB Secondary Contact..... Krista Pylant
Email..... kqp5592@psu.edu



PENN STATE LADY LIONS

(12-9, 3-7 B1G)

at

NO. T-10/11 MARYLAND TERRAPINS

(17-4, 8-2 B1G)



VIDEO | Big Ten Network

RADIO | Penn State Sports Network - 93.3 FM & 1390 AM - Justin Antweil & Joe Putnam

ONLINE | Links to live video, live audio and live stats available at GoPSUSports.com

OPENING TIP

- Penn State is coming off an 86-82 overtime loss Thursday at Rutgers.
- Five Lady Lions finished in double digits for the first time since Nov. 16, 2021: Makenna Marisa (24), Alexa Williamson (13), Shay Ciezki (12), Leilani Kapinus (11) and Taniyah Thompson (10).
- Leilani Kapinus was named to the Naismith Defensive Player of the Year Watch List Tuesday and was the only Big Ten player selected to the list and one of 15 overall.
- Racking up three steals against the Scarlet Knights, Kapinus is fourth in the nation in steals per game (3.4) and first in the Big Ten while also averaging 11.2 points, 6.0 rebounds, 2.7 assists and 0.9 blocks per game.
- This year Makenna Marisa leads the team in scoring (18.2 points per game), assists (4.3 per game) and made three's (45) in addition to 4.2 rebounds and 2.0 steals per game.
- Starting in every contest after the first game, Shay Ciezki has averaged 11.4 points, 2.9 assists, 2.0 three-pointers and 1.4 steals per game while shooting a team-best 40.4% from three.
- Penn State ranks in the nation sixth in steals per game (12.6), 13th in turnovers forced per game (21.5), 37th in turnover margin (4.2), 47th in three-point percentage (34.9), 47th in assists per game (15.8), 48th in scoring offense (73.9 points per game) and 73rd in field goal percentage (43.6).

LAST GAME'S STARTERS



#4 Shay Ciezki PPG RPG APG MPG
Fr. | G | 5-7 11.4 2.2 2.9 30.5



#5 Leilani Kapinus PPG RPG APG MPG
R-So. | G | 5-10 11.2 6.0 2.7 28.2



#20 Makenna Marisa PPG RPG APG MPG
Sr. | G | 5-11 18.2 4.2 4.3 35.2



#23 Taniyah Thompson PPG RPG APG MPG
Sr. | G | 5-11 8.5 2.1 0.6 20.4



#24 Alexa Williamson PPG RPG APG MPG
Gr. | F | 6-2 6.4 3.9 0.7 19.0

PENN STATE RESERVES

No.	Name	Pos.	Ht.	Cl.	PPG	RPG	APG	MPG
1	Ali Brigham	F	6-4	Jr.	3.5	2.3	0.9	10.2
2	Aicha Dia	F	6-1	Fr.	1.1	0.7	0.2	4.9
10	Chanaya Pinto	F	6-1	Sr.	5.4	4.2	1.6	20.9
11	Anna Camden	F	6-3	Sr.	2.6	1.1	0.8	15.1
23	Taniyah Thompson	G	5-11	Sr.	8.5	1.9	0.5	19.3
33	Johnasia Cash	F	6-3	Gr.	3.7	4.4	0.7	12.4

Marquette team in 2014-15 won nine games. She proceeded to lead the Golden Eagles to 14, 25, 24 and a program-record 27 victories over the next four seasons.

Kieger was named a semifinalist for the 2019 Naismith Women's Coach of the Year Award after leading the Golden Eagles to one of the best seasons in program history in 2018-19. Marquette captured its second consecutive, but first-ever outright Big East regular-season title and posted a school-best 27-8 record. The Golden Eagles were ranked in every Associated Press poll of the season for the first time in school history.

Marquette earned its third-straight NCAA Tournament berth in 2018-19, advancing to the second round for the second consecutive year. The Golden Eagles garnered a No. 5 seed and defeated Rice before dropping a two-point decision at No. 4 seed Texas A&M in the second round. The three consecutive NCAA Tournament appearances were Marquette's first since a three-year run from 1997-99.

Kieger mentored Allazia Blockton and Natisha Hiedeman to become Marquette's first Big East Players of the Year in 2017-18 and 2018-19, respectively. Kieger coached nine All-Big East selections in the last three seasons.

The 2017-18 campaign was another banner year as Kieger was named Big East Co-Coach of the Year after guiding the Golden Eagles to a program-record 15-3 conference mark and their first Big East regular season title. Kieger earned her first NCAA Tournament coaching victory with a first-round win over Dayton before falling at No. 1 seed Louisville.

Kieger coached Marquette to new heights in 2016-17 as the Golden Eagles won the Big East Tournament title for the first time in program history, while also earning a program-best No. 5 seed in the NCAA Tournament. She directed MU to the Big Dance for the first time since 2011. Kieger led Marquette to a 25-8 record in 2016-17, finishing with a 6-0 mark against teams ranked in the Top 25.

In her second year at the helm of the Golden Eagles, Kieger had the youngest program in NCAA Division I with eight freshmen on the roster in 2015-16, as MU improved its win total by five games. She made her collegiate head coaching debut on Nov. 15, 2014 against Green Bay and earned her first career victory on Nov. 17, 2014 when Marquette defeated Loyola-Chicago.

Prior to being named head coach at her alma mater, Kieger spent six seasons as an assistant coach at the University of Miami from 2008-14. Following graduation, she was at Miami as the coordinator of basketball operations (2006-07) and then served as director of operations at Marquette in 2007-08.

Kieger returned to Miami as an assistant coach in 2008-09 and was primarily responsible for guard development with the Hurricanes. She helped advance the skills of Miami guard Shenise Johnson, who earned All-America and ACC Player of the Year honors in 2010-11, while the squad was crowned ACC regular-season champions. She also helped guard Riquna Williams earn All-ACC first team accolades and finish as the ACC scoring leader with 21.7 points per game. Miami made three NCAA Tournament appearances and two in the WNIT during Kieger's last five seasons with the Hurricanes.

Kieger was a four-year starter at Marquette, a three-year captain and is MU's all-time assists leader. She is the only player in program history with at least 1,200 career points, 400 career rebounds and 600 assists. Kieger averaged 10.3 points per game during her career and was a second-team All-Big East selection in 2005-06, as well as, a second-team All-Conference USA selection for the 2003-04 and 2004-05 seasons.

During her senior campaign, Kieger was a finalist for the Nancy Lieberman Award, presented to the nation's top point guard. In addition to her athletic accomplishments, Kieger received the Big East Conference's Sportsmanship award as a senior.

A native of Roseville, Minnesota, Kieger graduated Cum Laude from Marquette with a bachelor's degree in broadcasting and electronic communications in 2006. She received the McCahill Award in 2007, presented to a graduated MU senior student-athlete who demonstrated the highest performance in scholarship, leadership and athletics.

THE KIEGER FILE

BORN: Roseville, Minn.

UNDERGRADUATE: Marquette, 2006 - Bachelor's degree in broadcasting and electronic communications

PLAYING CAREER: Marquette's all-time assists leader. Only player in Marquette history with at least 1,200 career points, 400 career rebounds and 600 assists. Three-time All-Conference pick who averaged 10.3 points per game over her career.

NAMED PENN STATE HEAD COACH: April 3, 2019

COACHING CAREER:

Penn State, 2019-present - Head Coach

Marquette, 2014-19 - Head Coach

Miami, 2008-14 - Assistant Coach

Marquette, 2007-08 - Director of Operations

Miami, 2006-07 - Coordinator of Basketball Operations

HEAD COACHING CAREER RECORD:

Year	School	Record	Postseason
2014-15	Marquette	9-23	--
2015-16	Marquette	14-16	--
2016-17	Marquette	25-8	NCAA First Round
2017-18	Marquette	24-10	NCAA Second Round
2018-19	Marquette	27-8	NCAA Second Round
2019-20	Penn State	7-23	--
2020-21	Penn State	9-15	--
2021-22	Penn State	11-18	--
2022-23	Penn State	12-9	--
Totals	Overall: 138-130		Penn State: 39-65

MILESTONE WINS

First career win as head coach: Nov. 17, 2014 - Marquette's 86-71 win over Loyola Chicago

First win at Penn State: Nov. 5, 2019 - 73-67 at Towson

100th career head coaching victory: Nov. 5, 2019 - 73-67 at Towson

First Big Ten win: Jan. 9, 2020 - 86-73 over Michigan State

First win vs. Top 25 opponent at Penn State: Feb. 24, 2021 - 69-67 win vs. #15 Ohio State

ONE OF THE TOP POINT GUARDS IN THE NATION

- Senior Makenna Marisa was one of 20 point guards selected to the Nancy Lieberman Award Watch List heading into the season and named to the All-Big Ten Preseason Team by the coaches and media.
- This year she leads the team in scoring (18.2 ppg), assists (4.3 per game) and made three's (45) in addition to 4.2 rebounds and 2.1 steals per game.
- She has recorded 75 double-digit scoring games and 33 20-point games with nine this year.
- A 35-game streak of consecutive double-digit games that started at the beginning of last season ended Nov. 26 against Fresno State.
- She has notched seven career 25+ points and 5+ assists games, the 10th most in the Big Ten since 2009-2010 (courtesy of Her Hoop Stats).
- With 1,626 career points, she is 12th in school history.
- Starting this season ranked 24th, she needs 38 more to pass Lisa Shepherd (1998-2001, 1,663 points) for 11th.
- In program history she also ranks tied for third in 30-point games (seven), fifth in career free throw percentage (82.2%), eighth in career three-point field goals made (172) and career scoring average (15.6 ppg), tied for ninth in career double-digit assist games (three) and 13th in career assists (401).
- In the nation, she ranks 25th in career assist average (4.5), 29th in career free throw percentage and 49th in career points.
- For the 2022-23 season, she ranks in the nation 37th in points (382), 44th in field goals made (136), 51st in minutes per game (35.2), 66th in assists (90), 76th in steals (43), 80th in three-point percentage (38.5) and 94th in three-pointers made (45).
- In the Big Ten she is first in minutes per game, third in points, tied for fourth in steals, fifth in three-point percentage, sixth in assists and three-pointers made, 12th in assist/turnover ratio (1.5), 14th in free throw percentage (77.4) and 18th in field goal percentage (40.5).
- In the win over Rutgers, she produced a game-high 32 points with four made three-pointers and six free throws in addition to five rebounds.
- In the home win over Purdue, she produced 24 points, eight boards and six dimes and went 3-6 from three.
- At Drexel in the second to last game played, she notched one of the best games in her career, pouring in 28 points off 10-16 shooting from the field, including tying a career-high seven made three's, along with five assists, three boards and a steal.
- In the Big Ten-opener at Minnesota she recorded one of the best games as a Lady Lion, recording a career-high 34 points (13-21 from the field, seven three-pointers, six assists, two blocks and two steals).
- In the program's largest comeback against Syracuse, she produced 22 points, including 13 in the fourth quarter, eight rebounds and seven assists.
- She notched a double-double in the first two contests: 24 points and 11 rebounds against Norfolk State and 14 points and 10 assists against Fairfield.
- As a junior, she was a consensus All-Big Ten First-Team pick by the coaches and media and a CoSIDA Academic All-American last year.
- She ranked second in the Big Ten and sixth in the country in scoring at 22.2 points per game, third-highest average by a Lady Lion in a single season.
- She scored double-digit points in all 29 games last season, one of only two Division I players to notch the feat, including 19 20-point games, 13 25-point games and five 30-point performances.
- Her 30-point games included a career-high 33 at Duquesne (12/18), 32 vs. Iowa (1/25) and at Michigan State (2/21), 31 at Purdue (2/9) and 30-point triple-double vs. Delaware State (11/16).
- She had four 20-point halves, coming against Delaware State (20, 1st), Maryland (24, 2nd), Purdue (25, 2nd) and Minnesota (20, 2nd).
- Marisa's 645 total points in the regular season ranked fourth in the Big Ten and 15th in the country and ninth in a season at Penn State.
- In conference games, including six against ranked opponents, she averaged 23.0 points per game, good for second in the conference.
- She also averaged 19.9 in seven games against ranked foes, also second in the Big Ten.
- She was 28th in the country in field goals made (224) and 29th in free throws made (138), while holding seventh in the Big Ten in assists per game (4.2) and total assists (123).

TOP-100 NCAA RANKS

Team Category	Rank	Total
Assists per game	47	15.8
Field goal percentage	73	43.6
Scoring offense	48	73.9
Steals per game	6	12.6
Three-point percentage	47	34.9
Turnover margin	37	4.2
Turnovers forced per game	13	21.5

Individual Category Rank Total

Individual Category	Rank	Total
Shay Ciezki		
Three-point percentage	55	40.4

Makenna Marisa		
Assists	66	90
Assists per game	89	4.3
Field goal attempts	14	336
Field goals made	44	136
Minutes per game	51	35.2
Points	37	382
Points per game	38	18.2
Steals	76	43
Three-point percentage	80	38.5
Three-pointers made	94	45

Leilani Kapinus		
Steals	6	71
Steals per game	4	3.4

TOP-FIVE BIG RANKS (TEAM)

Team Category	Rank	Total
Steals per game	2	12.6
Turnover Margin	4	4.2

TOP-10 BIG RANKS (INDIVIDUAL)

Individual Category	Rank	Total
Shay Ciezki		
Three-point percentage	4	40.4
Three-pointers made	T7	40
Three-pointers made per game	T8	2.0

Makenna Marisa		
Assists	6	90
Assists per game	7	4.3
Minutes	2	738
Minutes per game	1	35.2
Points	3	382
Points per game	3	18.2
Steals	T4	43
Steals per game	7	2.0
Three-point percentage	5	38.5
Three-pointers made	6	45
Three-pointers made per game	6	2.1

Leilani Kapinus		
Blocks	T9	19
Blocks per game	T10	0.9
Steals	1	71
Steals per game	1	3.4

MAKENNA MARISA RECORD WATCH

Career (Games)

1.	2,919	Kelly Mazzante (133), 2001-04
2.	2,510	Maggie Lucas (132), 2011-14
3.	2,253	Susan Robinson (122), 1989-92
4.	2,108	Teniya Page (116), 2016-19
5.	2,044	Tyra Grant (122), 2007-10
6.	2,025	Kahadeejah Herbert (126), 1982-85
7.	1,995	Tanisha Wright (134), 2002-05
8.	1,897	Suzie McConnell (128), 1985-88
9.	1,786	Alex Bentley (131), 2010-13
10.	1,725	Angie Potthoff (111), 1993-97
11.	1,663	Lisa Shepherd (128), 1998-2001
12.	1,626	...	Makenna Marisa (104), 2020-present
13.	1,619	Andrea Garner (126), 1997-2000
14.	1,538	Tanya Garner (117), 1988-91
15.	1,514	Vicki Link (123), 1984-87
16.	1,466	Jess Strom (133), 2002-05
17.	1,463	Katina Mack (121), 1992-96
18.	1,428	Jen Bednarek (102), 1977-80
19.	1,328	Maren Walseth (128), 1998-2001
20.	1,320	Cheryl Ellison (114), 1980-83

Career Scoring Average (min. 50 games)

1.	21.9	Kelly Mazzante (133), 2001-04
2.	19.0	Maggie Lucas (132), 2011-14
3.	18.5	Susan Robinson (122), 1989-92
4.	18.2	Teniya Page (116), 2016-19
5.	17.4	Carol Walderman (74), 1981-83
6.	16.8	Tyra Grant (122), 2007-10
7.	16.1	Kahadeejah Herbert (126), 1982-85
8.	15.6	Makenna Marisa (104), 2020-present
9.	15.5	Angie Potthoff (111), 1993-97
10.	14.9	Tanisha Wright (134), 2002-05

Career 30-Point Games

1.	27	Kelly Mazzante (2001-04) ...4, 2003-04; 9, 2002-03; 12, 2001-02; 2, 2000-01
2.	8	Teniya Page (2016-19)1, 2018-19; 2, 2017-18; 4, 2016-17; 1, 2015-16
3.	7	Makenna Marisa (2020-present) 5, 2021-22 ; 1, 2022-23
	7	Maggie Lucas (2011-14)3, 2013-14; 2, 2012-13; 2, 2011-12
5.	6	Kahadeejah Herbert (1982-85)2, 1984-85; 2, 1983-84; 2, 1982-83

Career 3-Point Field Goals Made (Games)

1.	365	Maggie Lucas (132), 2011-14
2.	357	Kelly Mazzante (133), 2001-04
3.	230	Lisa Shepherd (128), 1998-2001
4.	191	Jess Strom (133), 2002-05
5.	179	Teniya Page (116), 2016-19
	179	Tyra Grant (122), 2007-10
7.	175	Tiffany Longworth (122), 1994-97
8.	172	Makenna Marisa (104), 2020-present
9.	149	Zhaque Gray (126), 2009-12
10.	147	Jaida Travascio-Green (80), 2017-2020

Career Free Throw Percentage (min. 125 att.)

1.	.907	(547-603)	Maggie Lucas, 2011-14
2.	.874	(487-557)	Susan Robinson, 1989-92
3.	.841	(387-460)	Jess Strom, 2002-05
	.841	(254-302)	Kam Gissendanner, 2006-08
5.	.822	(304-370)	..	Makenna Marisa, 2020-present
6.	.819	(460-562)	Kelly Mazzante, 2001-04
7.	.817	(197-241)	Julia Trogele, 2008-11
8.	.810	(128-158)	Kim Lazor, 1990-93
9.	.808	(147-182)	Ashli Schwab, 2002-05
10.	.806	(387-480)	Lisa Shepherd, 1998-2001

Career Double-Digit Assist Games (Games)

1.	71	Suzie McConnell (128), 1985-88
2.	26	Tina Nicholson (124), 1993-96
3.	23	Annie Troyan (81), 1981-83
4.	19	Helen Darling (126), 1997-2000
5.	12	Nancy Kuhl (89), 1975-79
6.	9	Jess Strom (133), 2002-05
7.	6	Brianne O'Rourke (120), 2006-09
8.	4	Tanya Garner (117), 1988-91
9.	3	Makenna Marisa (104), 2020-present
	3	Corinne Gulas (63), 1980-81

Career Assists (Games)

1.	1,307*	Suzie McConnell (128), 1984-88
2.	826	Tina Nicholson (124), 1993-96
3.	791	Helen Darling (126), 1997-2000
4.	776	Jess Strom (133), 2002-05
5.	632	Annie Troyan (81), 1981-83
6.	567	Alex Bentley (131), 2010-13
	567	Dana Eikenberg (122), 1989-92
8.	560	Brianne O'Rourke (120), 2006-09
9.	528	Nancy Kuhl (89), 1975-79
10.	484	Tanisha Wright (134), 2002-05
11.	417	Teniya Page (116), 2016-19
12.	411	Tanya Garner (117), 1988-91
13.	401	Makenna Marisa (1), 2020-present
14.	379	Corinne Gulas (63), 1980-81
15.	323	Tiffany Longworth (122), 1994-97

MARISA AMONG THE LADY LIONS TO HAVE...

Listed chronologically

1,500+ Points, 500+ Rebounds

1.	Kahadeejah Herbert (1982-85)	2,026 points, 1,103 rebounds
2.	Vicki Link (1984-87)	1,514 points, 943 rebounds
3.	Susan Robinson (1989-92)	2,253 points, 1,070 rebounds
4.	Angie Potthoff (1993-97)	1,725 points, 918 rebounds
5.	Andrea Garner (1997-00)	1,619 points, 1,016 rebounds
6.	Kelly Mazzante (2001-04)	2,919 points, 563 rebounds
7.	Tanisha Wright (2002-05)	1,995 points, 621 rebounds
8.	Maggie Lucas (2011-14)	2,510 points, 541 rebounds

Makenna Marisa (2019-pres.) 1,626 points, 465 rebounds

1,500+ Points, 400+ Assists

1.	Suzie McConnell (1985-88)	1,897 points, 1,307 assists
2.	Tanya Garner (1988-91)	1,538 points, 411 assists
3.	Tanisha Wright (2002-05)	1,995 points, 484 assists
4.	Alex Bentley (2010-13)	1,789 points, 567 assists
5.	Teniya Page (2016-19)	2,108 points, 417 assists
6.	Makenna Marisa (2019-pres.)	1,626 points, 402 assists

1,500+ Points, 150+ Three's

1.	Lisa Shepherd (1998-01)	1,663 points, 230 three's
2.	Kelly Mazzante (2001-04)	2,919 points, 357 three's
3.	Tyra Grant (2007-10)	2,044 points, 179 three's
4.	Maggie Lucas (2011-14)	2,510 points, 365 three's
5.	Teniya Page (2016-19)	2,108 points, 179 three's
6.	Makenna Marisa (2019-pres.)	1,626 points, 172 three's

MARISA AMONG THE NATION TO HAVE...

1,500+ Points, 400+ Assists

One of 16 current players

1,500+ Points, 150+ Three's

One of 10 current players

NAISMITH DEFENSIVE PLAYER OF THE YEAR WATCHLIST

- Leilani Kapinus has been named to the Naismith Women's Defensive Player of the Year 2023 Watch List, the organization announced Tuesday.
- Kapinus is the only Big Ten player selected to the watchlist and one of 15 players overall.
- She ranks fourth in the nation in steals (71) and first in the Big Ten, which is 26 more than the No. 2 steals conference leader (Sydney Wood of Northwestern).
- Averaging 3.4 steals per game, fourth nationally, she has ramped up that average to 3.8 against B1G opponents in 10 contests.
- Overall, she has racked up 13 games with at least three steals, including seven contests with 5+: nine against Cornell, seven in the win over Purdue, six versus Fresno State, Rutgers and Minnesota (at home) and five against Minnesota (in Minneapolis) and Wisconsin.
- In addition to her steals, the guard has recorded a team-high 19 blocks, 10th-most in the Big Ten.
- Again, her block average has increased in conference play with one per game.
- In addition to her defense, she leads the squad in rebounds (6.0 per game), tied for 16th in the league, and has put up 11.2 points and 2.7 assists per game and 45.5 field goal percentage.
- She has scored in double-figures 15 times and pulled down at least seven rebounds in eight contests.
- Against Minnesota, she put up 10 boards, eight points and six steals.
- She produced her first double-double of the season in the win over Purdue with 17 points and 12 rebounds along with a game-high seven steals and four assists.
- She has scored in double-figures in seven-straight games and 11 overall, pulled down at least seven rebounds in six contests and gotten at least three steals eight times.
- She racked up nine steals in the win over Fairfield along with 11 points and eight boards.
- In the win over Youngstown State, she nearly produced a double-double with 21 points and nine boards along with five assists and four steals.
- Against Fresno State, she produced 12 points, six steals and five assists.
- She notched 18 points on 8-10 shooting from the field and had five steals and four assists.
- Making all five free throws, she got 15 points, seven rebounds, four blocks and three steals in the win over West Virginia.
- After redshirting the 2019-20 season, Leilani Kapinus earned All-Big Ten Freshman-Team honors last year.
- Kapinus averaged 9.6 points and 5.7 rebounds per game, tallied 46 assists, 33 blocks and 59 steals, shot 43 percent from the floor and collected 16 double-figure games (two with 20+ points and three double-doubles)
- She was one of eight Division I players with 30+ blocks and 55+ steals.
- She ranked third in the Big Ten in blocks per game (1.14), third in the Big Ten in steals per game (2.03) and fourth in total steals (59)
- She led Big Ten freshmen in steals, sitting 13th among all Division I freshmen and held second among Big Ten freshmen in blocks, ranking 13th among all Division I freshmen.

A TRIO OF 1,000 POINT SCORERS

- Johnasia Cash notched her 1,000 career point in the win over Youngstown State, becoming the third current Lady Lion to accomplish the feat (Makenna Marisa and Taniyah Thompson).
- Cash has produced 406 combined from the 2020-21 and 2022-23 seasons as a Lady Lion for an average of 9.0 ppg.
- She had 659 in her seasons at SMU.
- Thompson accomplished the feat in her three seasons at East Carolina.
- Among active career scoring leaders in Division I, Marisa ranks 49th (1,626), Thompson 103rd (1,390) and Cash 274th (1,065).

CASHING REBOUNDS

- Johnasia Cash has pulled down the 17th most career rebounds (940) among active Division I players in the nation and is also 36th in double-doubles (25).
- In her fifth season, Cash has averaged 7.1 boards per game in her career and 6.8 in her two seasons at Penn State (2020-21 and 2022-23).
- In her first year as a Lady Lion in which she earned Third-Team All-Big Ten from the media, she recorded a double-double in all 11 games in which she gathered 10+ rebounds.
- After readjusting due to missing last season, her rebounding picked up with a three-game streak of 10+ rebounds (Bryant-11, Syracuse-12 and Toledo-10).

MEDIA INFORMATION**KIEGER AVAILABILITY**

All interview requests for head coach Carolyn Kieger should be directed to Corey Blucas (kvb5992@psu.edu) in the Strategic Communications Office. Coach Kieger will hold weekly press conferences during the season. A schedule is available by contacting the Strategic Communications Office. Coach Kieger will not be available on game day prior to tip-off. Postgame press conferences will be held after each game, home and away.

PLAYER INTERVIEWS

All student-athlete interviews must be arranged through Corey Blucas at least 72 hours in advance. Interviews will not be granted on game day prior to tip-off. Player phone numbers will not be released. Following games, requested Penn State student-athletes will be available in the BJC Green Room after home games. The Penn State locker room is closed.

CREDENTIALS

Single game press credentials are issued to accredited members of the working media only. Requests for credentials should be directed to Corey Blucas at least one week in advance of each game. Press credentials can be picked up at Media Will Call, which is located at the Media/Team entrance, on the south side of the Bryce Jordan Center, across from the Panzer Lacrosse Stadium.

PHOTOGRAPHERS

A photo pass must be issued to gain access courtside in the Bryce Jordan Center. Please contact Corey Blucas one week in advance for photo passes. Courtside photographers must follow NCAA guidelines.

RADIO NETWORKS

The Penn State Sports Network originates from the first row of Booth C23 in the press area. Visiting radio stations are located on the first row of Booth C21 in the press area. Visiting radio is provided Ethernet, POTS and ISDN connections.

PRESS ROW SEATING

The press seating area is located atop section 122 and 123 of the Bryce Jordan Center. Please allow several minutes when taking the elevator to the press room or media seating areas.

GAME NOTES

Game notes will be provided at least 24 hours in advance of each game. Penn State, Big Ten and opposing team game notes will be available in the Media Central Box folder. If you would like to receive game notes via email, please contact Corey Blucas in the Strategic Communications office.

INSTANT IMPACT FROM CIEZKI

- Shay Ciezki has made an instant impact as a freshman.
- After coming off the bench in the opener, Ciezki has started every game since.
- In 645 minutes of action as the main ballhandler after Marisa, she has committed just 49 turnovers with 60 assists.
- She is one of three Lady Lions averaging at least double-digit points (11.4), leads the team in three-point percentage (40.4), is second in made three's (42) and averages 1.4 steals per game.
- In the nation she ranks 54th in three-point percentage, and in the conference she's fourth along with being tied for seventh in made three's and 16th in assist/turnover ratio (1.2) and assists.
- At then-No. 12/9 Iowa, she led the team in points (20), rebounds (seven) and assists (three).
- At then-No. 14/19 Michigan, she notched career highs in points (21), field goals (eight) and three-pointers (five) along with four assists.
- She became just the second Lady Lions' freshman since the 2009-10 season with 20+ points, 5+ three's and 4+ assists in a Big Ten game (Maddie Burke: 20 points, six three's and four assists at Iowa, Feb. 19, 2021).
- She was pivotal in the team's 21-point comeback against Syracuse, scoring 16 of her 18 points during the team's second half rally.
- She followed the game with 16 points and three assists with two three-points against Toledo.
- She notched her first double-digit scoring performance against Youngstown State with 16 points along with five rebounds and three assists.
- She produced her first collegiate basket as part of a seven-point, four-rebound and two-steal performance against Fairfield.
- She notched a career-high six assists along with 14 points and four three-pointers in the win over West Virginia.

A COMEBACK FOR THE AGES

- Penn State recorded its largest comeback in program history against Syracuse, bouncing back from a 21-point deficit three minutes into the third quarter to win 82-69.
- The previous school record for a comeback was 17 against Wisconsin (W, 58-56 in overtime on Jan. 22, 2009, trailed 24-41 with 10:21 remaining in the second half).
- The 21-point comeback is tied for the second largest in Big Ten history (Nebraska over Creighton, Dec. 6, 2015).
- Penn State was able to cut the deficit to 10 (55-45) at the end of the third and then took over in the fourth quarter, outscoring the Orange 37-14 to hand them their first loss of the season.
- Makenna Marisa and Shay Ciezki scored 13 points apiece to lead the charge for Penn State in the fourth quarter.
- The duo combined for 9-of-14 shooting, highlighted by a 3-for-5 mark beyond the arc by Ciezki.
- Chanaya Pinto pulled down six rebounds in the fourth quarter, which was three more than Syracuse had as a team.
- Alli Campbell had a pair of steals to account for two of the Orange's five turnovers.
- The Lady Lions didn't commit a turnover in the quarter and held the Orange off the free-throw line.
- They also dished out eight assists on their 13 field goals while shooting 65 percent from the field.
- The 37 points in the fourth is the third-most scored in a quarter, two off the school record (Michigan State, Jan. 17, 2016 and Saint Peter's, Nov. 13, 2016).
- The Lady Lions went 13-20 (65%) from the field in the final quarter, including 7-15 (46.7%) from three.
- In the third quarter, Penn State went 8-16 from the field and 4-8 from three.
- Penn State got 20 bench points in the second half with none by Syracuse and had a 13-1 fast break, 19-5 second chance points and 27-11 rebounding advantages in the last two quarters.
- Marisa led all players in scoring in the game with 22 points while adding eight rebounds and seven assists.
- Johnasia Cash just missed a double-double as she led all players with 12 rebounds in addition to her nine points.

CAREER MILESTONE TRACKER

Milestone (current total or game that reached total)

1 Ali Brigham

750 Points (581)
250 Rebounds (Nov. 30 against Virginia)
100 Blocks (62)

5 Leilani Kapinus

500 Points (Jan. 22 against Wisconsin)
250 Rebounds (Jan. 3 at No. 14/19 Michigan)
200 Made Field Goals (190)
100 Steals (Dec. 30 against Rutgers)
100 Free Throws (Jan. 12 at Nebraska)
100 Assists (102)

10 Chanaya Pinto

250 Points (194)
100 Made Field Goals (69)

11 Anna Camden

750 Points (562)
200 Field Goals (Dec. 21 against Cornell)
100 Games Played (Jan. 12 at Nebraska)
100 Made Three-Pointers (Dec. 21 against Cornell)
100 Steals (80)

20 Makenna Marisa

1500 Points (Dec. 30 against Rutgers)
500 Field Goals (Dec. 3 at Minnesota)
500 Rebounds (465)
500 Assists (402)
300 Made Free Throws (304)
200 Made Three-Pointers (172)
100 Games (Jan. 12 at Nebraska)
100 Starts (Jan. 14 at No. 12/9 Iowa)

23 Taniyah Thompson

1500 Points (1390)
500 Made Field Goals (Dec. 21 against Cornell)
200 Made Free Throws (188)
100 Assists (97)
100 Games Played (Jan. 18 against Minnesota)

24 Alexa Williamson

1000 Points (923)
200 Made Free Throws (Jan. 26 at Rutgers)
100 Blocks (Jan. 26 at Rutgers)
100 Steals (98)

33 Johnasia Cash

1000 Points (Nov. 15 against Youngstown St.)
1000 Rebounds (940)
500 Made Field Goals (431)
200 Made Free Throws (194)
100 Assists (92)

NONCONFERENCE HOME WINNING STREAK

- Penn State had a 14-game non-conference home winning streak, the fourth-longest in program history, end against Virginia.
- The streak began Dec. 3, 2019 with a 78-73 win over Pitt in the Big Ten/ACC Challenge and had one more win that season, 88-65 over Sacred Heart.
- The Lady Lions racked up three-straight of these victories in the 2020-21 season: 84-65 over Coppin State, 87-54 against Saint Francis (Pa.) and 70-69 over Rhode Island.
- Penn State went 4-4 last year in Bryce Jordan Center: 85-66 over LIU, 83-69 against Rider, 120-51 versus Rider and 78-58 over Youngstown State.
- The seven straight wins were the longest since an 11-game streak from Dec. 9, 2012-Jan. 27, 2013.
- The Lady Lions notched the fourth best start at 7-0, tied with the 1996-97 team.
- Penn State has had seven-straight seasons with a .500 or better record in non-conference play.

Non-Conference Home Court Winning Streaks

G	Began	Ended	Team That Ended Streak
16	12/22/05	12/6/08	Dayton, 66-67
15	12/28/10	11/17/13	Connecticut, 52-71
15	12/12/84	12/11/87	Virginia, 54-59
14	12/22/19	11/30/22	Virginia, 89-68
12	12/0/91	2/16/93	Vanderbilt, 57-66
11	12/12/15	3/19/17	Virginia Tech, 55-64 %
11	1/24/78	1/6/79	Texas, 69-76
10	11/15/02	12/21/03	Louisiana Tech, 84-87
10	12/19/81	1/30/83	Tennessee, 60-75

EXPERIENCED NEW FACES

- Penn State has seven newcomers on the team with four players with Division I experience: Chanaya Pinto (Oregon), Taniyah Thompson (East Carolina), Alexa Williamson (Temple) and Johnasia Cash (Penn State and SMU).
- Thompson was named the American Athletic Conference's Most Improved Player and all-conference first-team.
- She notched 1,189 points, 230 rebounds, 81 assists and 120 steals as a Pirate.
- Last year she averaged 18.5 points per game, ranking second in the AAC, and 4.3 rebounds per game, collected 36 assists and 43 steals and ranked in the conference in field goals made (199) and ranked eighth in free-throw percentage (78.4).
- She had 27 games scoring in double-figures, including 12 games with 20+ points and a career-high 31 points against UNC Wilmington
- Williamson was a three-year starter and four-year letterwinner for the Owls.
- She collected 788 points, 504 rebounds and 92 blocks while shooting 44.5 percent from the floor.
- Pinto played all 30 games for the Ducks last year and tallied 86 points, 73 rebounds, 19 assists and 18 steals, while averaging 11.4 minutes per game.
- Prior to Oregon, she led Northwest Florida State College to its first ever NJCAA Women's Basketball National Championship as a sophomore and earned second-team All-America honors.
- Cash returns to the Lady Lions after sitting out last season.
- In 2020-21, she was named all-Big Ten Second-Team (media) after averaging 13.7 points per game and a team-best 8.8 rebounds per game while shooting 47.1 percent from the field.
- She ranked in the league third in rebounds per game (8.8), fourth in double-doubles (10) and eighth in blocks (26).

PENN STATE QUICK FACTS

University Information

Location..... University Park, Pa.
 Founded..... 1855
 Enrollment (University Park campus).....45,901
 ColorsBlue & White
 Nickname.....Lady Lions
 ConferenceBig Ten
 President Dr. Neeli Bendapudi
 VP for Intercollegiate Athletics Dr. Patrick Kraft
 Deputy AD/SWA (WBB Administrator)... Lynn Holleran
 Facility (cap.)Bryce Jordan Center (15,104)
 All-Time Record at BJC 286-113 (28 seasons)

Basketball Staff

Head Coach..... Carolyn Kieger (Marquette '06)
 Penn State Record: 39-65 (4th season)
 Career Record: 138-130 (8th season)
 Postseason Appearances - Three (3 NCAA)
 Assistant CoachTerri Williams (Penn State '91)
 Assistant CoachSharnae Zoll-Norman (Virginia '08)
 Assistant CoachMaggie Lucas (Penn State '14)
 Director of OperationsPam Brown (Charlotte '06)
 Chief of Staff.....MaryLynne Schaefer (Hartford '06)
 Dir. of Video & AnalyticsEric Gracia (Texas-PA '13)
 Dir. of Player Development.....Natisha Heideman (Marquette '19)
 Graduate AssistantAmari Boyd (Penn State '19)
 Graduate Assistant ..Courtney Roman (Penn State '22)
 Athletic Trainer.....Claire Peters (Northern Arizona '11)
 Strength Coach..... Rhian Davis (Florida '08)

Program History

First Year of Women's Basketball 1965
 All-Time Record987-547 (59th season)
 All-Time Big Ten Record.....288-223 (31th season)
 NCAA Tournament App./Last25/2014
 NCAA Tournament Record32-25
 NCAA Regional App./Last13/2014
 NCAA Final Four App./Last One/2000
 Big Ten Reg. Season Championships.....Eight
 Big Ten Tournament ChampionshipsTwo

Team Information

2021-22 Record 11-18
 Home7-6
 Away3-9
 Neutral1-3
 Big Ten Record (finish)5-13 (11)
 Home3-6
 Away2-7
 Letterwinners Returning/Lost5/6
 Starters Returning/Lost4/1
 Big Ten Tournament First Round
 Postseasonn/a

#UnleashThePRIDE

Women's Basketball Twitter@PennStateWBB
 Women's Basketball Instagram..... pennstateWBB
 Women's Basketball Facebook..... Penn State Lady
 Lion Basketball
 Penn State Athletics Twitter.....@GoPSUSports
 Penn State Athletics Website gopsusports.com
 Hashtags..... #UnleashThePRIDE
 #WeAre

GAME 22 | PENN STATE AT NO. T-10/11 MARYLAND | JANUARY 30, 2023 | XFINITY CENTER

GAME-BY-GAME STARTERS (Sorted by Number-Lowest to Highest)

11/9	Norfolk State	Leilani Kapinus	Anna Camden	Makenna Marisa	Taniyah Thompson	Alexa Williamson
11/11	Fairfield	Shay Ciezki	Leilani Kapinus	Anna Camden	Makenna Marisa	Alexa Williamson
11/15	Youngstown St.	Shay Ciezki	Leilani Kapinus	Anna Camden	Makenna Marisa	Johnasia Cash
11/18	Bryant	Shay Ciezki	Leilani Kapinus	Anna Camden	Makenna Marisa	Alexa Williamson
11/21	Syracuse	Shay Ciezki	Leilani Kapinus	Makenna Marisa	Alexa Williamson	Johnasia Cash
11/25	vs. Toledo	Shay Ciezki	Leilani Kapinus	Chanaya Pinto	Makenna Marisa	Alexa Williamson
11/26	vs. Fresno St.	Shay Ciezki	Leilani Kapinus	Chanaya Pinto	Anna Camden	Makenna Marisa
11/30	Virginia	Shay Ciezki	Leilani Kapinus	Makenna Marisa	Alexa Williamson	Johnasia Cash
12/3	at Minnesota	Shay Ciezki	Leilani Kapinus	Chanaya Pinto	Makenna Marisa	Johnasia Cash
12/8	No. 4/3 Indiana	Shay Ciezki	Leilani Kapinus	Makenna Marisa	Alli Campbell	Alexa Williamson
12/11	West Virginia	Shay Ciezki	Leilani Kapinus	Chanaya Pinto	Makenna Marisa	Alexa Williamson
12/18	at Drexel	Shay Ciezki	Leilani Kapinus	Chanaya Pinto	Makenna Marisa	Alexa Williamson
12/21	Cornell	Ali Brigham	Shay Ciezki	Leilani Kapinus	Chanaya Pinto	Makenna Marisa
12/30	Rutgers	Ali Brigham	Shay Ciezki	Leilani Kapinus	Chanaya Pinto	Makenna Marisa
1/3	at No. 14/19 Michigan	Ali Brigham	Shay Ciezki	Leilani Kapinus	Chanaya Pinto	Makenna Marisa
1/7	Purdue	Shay Ciezki	Leilani Kapinus	Chanaya Pinto	Makenna Marisa	Alexa Williamson
1/11	at Nebraska	Shay Ciezki	Leilani Kapinus	Chanaya Pinto	Makenna Marisa	Alexa Williamson
1/14	at No. 12/9 Iowa	Shay Ciezki	Leilani Kapinus	Chanaya Pinto	Makenna Marisa	Alexa Williamson
1/18	Minnesota	Shay Ciezki	Leilani Kapinus	Chanaya Pinto	Makenna Marisa	Alexa Williamson
1/22	Wisconsin	Shay Ciezki	Leilani Kapinus	Chanaya Pinto	Makenna Marisa	Alexa Williamson
1/26	at Rutgers	Shay Ciezki	Leilani Kapinus	Makenna Marisa	Taniyah Thompson	Alexa Williamson

Bold = Started every game this season (Kapinus and Marisa)

THE OPPOSITION

Scouting No. T-10/11 Maryland

- Are 17-4 overall and tied for third place in the Big Ten at 8-2.
- Ranked tied for No. 10 in the Associated Press Poll and No. 11 in the USA Today/Coaches' Poll.
- Possess one of the best offenses in the league, ranking in the nation 10th in turnover margin (6.7), 12th in three-point percentage (37.6), 13th in assist/turnover ratio (1.3), 21st in least turnovers per game (12.9), 24th in free throw percentage (77.5), 25th in scoring offense (77.8 points per game) and 36th in assists per game (16.3).
- Senior guard Diamond Miller leads the team in scoring (18.9 points per game), rebounding (6.3 per game), steals (43) and blocks (31).

Against The Terrapins

- Maryland leads the series 20-14.
- The Terrapins took last year's matchup on Jan. 30 in University Park 82-71.

BY THE NUMBERS

	Penn State	Maryland
Scoring Offense	73.9	77.8
Scoring Defense	69.5	68.8
Field Goal Pct.	43.6	43.0
Field Goal Pct. Defense	42.9	40.7
3FG Pct.	34.9	37.6
3FG Pct. Defense	32.1	34.2
3FG Made Per Game	6.6	7.2
Free Throw Pct.	69.6	77.5
Rebounding	36.1	37.4
Rebounding Allowed	36.5	39.8
Assists	15.8	16.3
Turnovers	17.2	12.9
Assist/Turnover Ratio	0.9	1.3
Steals	12.6	10.0
Blocks	2.9	3.5

INSIDE THE SERIES

Overall:	Maryland Leads 20-14	
Current Streak:	L, 12	
Home:	8-9	
Away:	6-10	
Neutral Site:	0-1	
Big Ten Tournament:	0-0	
Last Five Meetings:		
2/16/20	H	L, 69-106
12/31/20	H	L, 82-96
3/6/21	A	L, 61-88
1/6/22	A	L, 78-106
1/30/22	H	L, 71-82

NATIONAL POLLS

AP TOP 25 (Week 12)

Rank	Team	Record	Pts.	Prev.
1.	South Carolina (28)	20-0	700	1
2.	Ohio State	19-0	669	2
3.	Stanford	19-2	615	4
4.	LSU	19-0	603	3
5.	UConn	17-2	596	5
6.	Indiana	17-1	584	6
7.	Notre Dame	16-2	541	7
8.	UCLA	17-3	448	9
9.	Utah	16-2	430	8
T-10.	Iowa	15-4	425	10
T-10.	Maryland	16-4	425	11
12.	Virginia Tech	16-3	403	12
13.	Michigan	16-3	352	14
14.	Oklahoma	16-2	304	15
15.	North Carolina	14-5	298	17
16.	Duke	17-2	281	13
17.	Gonzaga	19-2	259	16
18.	Iowa State	13-4	221	18
19.	Arizona	15-4	201	19
20.	NC State	15-5	171	20
21.	Villanova	18-3	145	22
22.	Illinois	16-4	103	21
23.	Middle Tennessee	16-2	64	NR
24.	Florida State	18-4	57	NR
25.	Colorado	15-4	56	24

Others receiving votes: Tennessee 47, Texas 35, USF 31, USC 22, Oregon 10, Arkansas 2, UNLV 1, Alabama 1

COACHES POLL (WEEK 12)

Rank	Team	Record	Pts.	Prev.
1.	South Carolina (32)	20-0	800	1
2.	Stanford	19-2	741	3
3.	LSU	20-0	729	4
4.	UConn	18-2	689	5
5.	Ohio State	19-1	684	2
6.	Indiana	18-1	660	6
7.	Notre Dame	16-2	603	7
8.	Iowa	16-4	572	9
9.	Utah	17-2	522	8
10.	Virginia Tech	16-3	496	10
11.	Maryland	16-4	469	11
12.	Oklahoma	16-2	440	12
13.	UCLA	17-3	429	13
14.	Arizona	15-4	317	15
15.	Iowa State	13-4	312	17
16.	Duke	17-2	302	14
17.	Michigan	16-4	281	16
18.	NC State	15-5	263	18
19.	North Carolina	14-5	253	20
20.	Gonzaga	19-2	241	19
21.	Villanova	18-3	93	NR
22.	Illinois	16-4	87	23
23.	Oregon	13-6	66	21
24.	Arkansas	17-5	57	22
25.	USF	18-4	47	NR

Others receiving votes: Middle Tennessee 42, Tennessee 40, Baylor 33, Florida State 32, Colorado 28, Texas 24, Florida Gulf Coast 18, UNLV 7, Oregon State 6, USC 6, St. John's 4, Columbia 3, Creighton 3, Louisville 1

MISCELLANEOUS STATISTICS

Games Led Penn State in Scoring*

Marisa.....	12
Kapinus.....	4
Ciezki.....	3
Williamson.....	3
Thompson.....	1

Games Led Penn State in Rebounds*

Cash.....	6
Kapinus.....	5
Pinto.....	4
Williamson.....	4
Marisa.....	3
Ciezki.....	2
Brigham.....	1

Games Led Penn State in Assists*

Marisa.....	13
Ciezki.....	7
Kapinus.....	6
Pinto.....	2
Brigham.....	1
Camden.....	1

Games Double-Figure Scoring

Marisa.....	18
Kapinus.....	14
Ciezki.....	13
Thompson.....	8
Williamson.....	6
Pinto.....	3
Brigham.....	1
Campbell.....	1

Games With 20 or more Points

Marisa.....	9
Ciezki.....	2
Kapinus.....	1
Thompson.....	1
Williamson.....	1

Games With 30 or more Points

Marisa.....	2
-------------	---

Games With 10 or more Rebounds

Cash.....	4
Kapinus.....	2
Marisa.....	1
Williamson.....	1

Games With 5 or more Assists

Marisa.....	9
Kapinus.....	4
Ciezki.....	3
Brigham.....	1
Pinto.....	1

Games With 10 or more Assists

Marisa.....	1
-------------	---

Games With 5 or more Steals

Kapinus.....	7
Marisa.....	2
Pinto.....	2
Campbell.....	1
Thompson.....	1

Double-Doubles

Marisa.....	2
-------------	---

Triple-Doubles

* - includes tied for the team lead

PENN STATE WHEN...

LADY LIONS...

Played at home	10-3
Played on the road	0-6
Played at a neutral location	2-0
vs. Top 10 teams	0-1
vs. Top 25 teams	0-1
Games decided by 3 points or less	1-1
Games decided by 4-10 points	3-5
Games decided by 11-19 points	5-0
Games decided by 20 points or more	3-3
Led at the half	11-2
Trailed at the half	1-7
Was tied at the half	0-0
Went to overtime	0-3
Went to double overtime	0-1
Scored 90 or more points	2-1
Scored 80-89 points	1-2
Scored 70-79 points	5-1
Scored 60-69 points	4-3
Scored 50-59 points	0-2
Scored fewer than 50 points	0-0
Allowed 90 or more points	0-2
Allowed 80-89	0-5
Allowed 70-79	1-1
Allowed 60-69	5-1
Allowed 50-59	3-0
Allowed fewer than 50 points	3-0
Shot 50% or more	2-1
Shot 40-49%	8-4
Shot 30-39%	2-3
Shot under 30%	0-1
Allowed 50% or more	1-4
Allowed 40-49%	3-5
Allowed 30-39%	5-0
Allowed under 30%	3-0
Shot better from the field	7-2
Shot same/worse from the field	5-7
Shot better from the FT line	7-1
Shot same/worse from the FT line	5-8
Outrebounded opponents	8-1
Was outrebounded	3-8
Tied opponent in rebounding	1-0
Committed fewer turnovers	11-4
Committed more turnovers	1-4
Turnovers are even	0-1
Committed 15 or more turnovers	8-6
Committed 14 or less turnovers	4-3
Records 7 or more steals	12-9
Records 6 or less steals	0-0
PSU wins the tip	11-5
Opponent wins the tip	1-4

By Time

Day Game (before 5 p.m. local)	5-3
Night Game	7-6

By Month

November	7-1
December	3-3
January	2-5

By Day

Sunday	2-1
Monday	1-0
Tuesday	1-1
Wednesday	2-3
Thursday	0-2
Friday	4-0
Saturday	2-2

Vs. The Conferences

ACC	1-1
America East	1-0
Big 12	1-0
CAA	0-1
Horizon League	1-0
Ivy League	1-0
MAAC	1-0
MAC	1-0
MEAC	1-0
MWC	1-0

**BIG TEN STANDINGS
(as of 1/28/22)**

	Big Ten		Overall	
	W-L	Pct.	W-L	Pct.
Indiana	9-1	.900	19-1	.950
Iowa	9-1	.900	17-4	.810
Ohio State	8-2	.800	19-2	.905
Maryland	8-2	.800	17-4	.810
Illinois	6-4	.600	16-5	.762
Michigan	6-4	.600	16-5	.762
Purdue	5-5	.500	14-6	.700
Nebraska	4-6	.400	12-9	.571
Michigan St.	3-6	.333	11-9	.550
Penn State	3-7	.300	12-9	.571
Rutgers	3-7	.300	9-13	.409
Minnesota	2-7	.222	9-11	.450
Wisconsin	2-7	.222	7-14	.333
Northwestern	0-9	.000	7-13	.350



This Week Around the BIG

Sunday, 1/29

Purdue at Ohio State	1 pm
Rutgers at Indiana	2 pm
Northwestern at Wisconsin	2 pm
Michigan at Minnesota	3 pm
Michigan State at Illinois	6 pm

Monday, 1/30

Penn State at Maryland	6 pm
-------------------------------	-------------

Wednesday, 2/1

Ohio State at Wisconsin	7:30 pm
Indiana at Minnesota	8 pm

Thursday, 2/2

Illinois at Michigan	6:30 pm
Northwestern at Penn State	7 pm
Michigan State at Nebraska	8:30 pm
Maryland at Iowa	8:30 pm

Sunday, 2/5

Iowa at Penn State	noon
Indiana at Purdue	2 pm
Wisconsin at Rutgers	2 pm
Minnesota at Illinois	3 pm

BIG Media Services

Big Ten Weekly Release/Statistics

The Big Ten Conference women's basketball release, with standings and statistics, is available at www.bigten.org.

Big Ten Player of the Week

The Big Ten Conference announced Players of the Week every Monday during the regular season.

Big Ten Tournament

The 2022 Big Ten Women's Basketball Tournament is scheduled for March 1-5 at Target Center in Minneapolis, Minn. For media credential information, contact the Big Ten Conference office at (847) 696-1010 ext. 146.

THE LAST TIME...

SCORING

Player scored 20 points: Taniyah Thompson (27); Wisconsin, 1/22/23
 Player scored 25 points: Taniyah Thompson (27); Wisconsin, 1/22/23
 Player scored 30 points: Makenna Marisa (32); Rutgers, 12/30/22
 Player scored 35 points: Kamaria McDaniel (35); at Purdue, 1/26/20
 Player scored 40 points: Kamaria McDaniel (40); Pitt, 12/5/19
 Two players w/ 20 points: Makenna Marisa (21) and Leilani Kapinus (21); Youngstown State, 11/15/22
 Three players w/ 20 points: Ali Brigham (23), Niya Beverley (20), Makenna Marisa (20); Rider, 11/11/21
 Two players w/ 25 points: Kamaria McDaniel (27) & Siyeh Frazier (25); at Michigan State, 3/1/20
 Player scored 25 points/3 consecutive games: Makenna Marisa 27, Nebraska, 2/3/22; 25, Northwestern, 2/6/22; 31, at Purdue, 2/9/22

Five in double figures: at Rutgers (OT), 1/26/23
 Makenna Marisa (24), Alexa Williamson (13), Shay Ciezki (12), Leilani Kapinus (11), Taniyah Thompson (10)
 Six in double figures: at Oakland, 11/18/10
 Alex Bentley (15), Ariel Edwards(16), Zhaque Gray (16) , Maggie Lucas (13), Mia Nickson (10), Gizelle Studevent (10), Julia Trogele(10)
 Seven in double figures: at Oakland, 11/18/10
 Alex Bentley (15), Ariel Edwards (16), Zhaque Gray (16), Maggie Lucas (13), Mia Nickson (10), Gizelle Studevent (10), Julia Trogele(10)

PSU scored 30 points in a quarter: 33 (1st); Rutgers, 12/30/22
 PSU scored 50 points in a half: 53 (2nd); Rutgers, 12/30/22
 PSU scored 55 points in a half: 55 (2nd); Minnesota, 2/27/22
 PSU scored 60 points in a half: 64 (2nd); Delaware State, 11/16/21
 PSU scored 50 points in both halves: 56 (1st)/64 (2nd); Delaware State, 11/16/21
 PSU scored 55 points in both halves: 56 (1st)/64 (2nd); Delaware State, 11/16/21
 PSU scored fewer than 20 points in a half: 19 (2nd); at Indiana, 12/6/21
 PSU scored fewer than 15 points in a half: 11 (1st & 2nd); at Rutgers, 3/2/22
 PSU scored 90 points: 90; Rutgers, 12/30/22
 PSU scored 90 points: in Big Ten game 90; Rutgers, 12/30/22
 PSU scored 100 points: 120; Delaware State, 11/16/21
 PSU scored 100 points in Big Ten game: 101; Illinois, 2/15/01
 PSU scored 100 points in a home game: 120; Delaware State, 11/16/21
 PSU scored fewer than 50 points in a game: 40; at Indiana, 12/6/21
 PSU scored fewer than 50 points in a Big Ten game: 39; at Rutgers, 2/6/20
 PSU scored fewer than 40 points in a game: 39; at Rutgers, 2/6/20

OPP scored 50 points in a half: 56 (2nd); Minnesota, 2/27/22
 OPP scored 100 points: 107; at No. 12/9 Iowa, 1/14/23
 OPP scored 100 points in Big Ten game: 107; at No. 12/9 Iowa, 1/14/23
 OPP scored fewer than 50 points in a game: 49; Cornell, 12/21/22
 OPP scored fewer than 50 points in a Big Ten game: 48; Rutgers, 12/9/21
 OPP scored 40 or fewer points in a game: 33; Bryant, 11/18/22
 OPP scored 30 or fewer points in a game: 28; Virginia Tech, 12/6/11
 OPP scored 20 or fewer points in a game: 16; at Fairleigh Dickinson, 3/6/71

FIELD GOAL SHOOTING

Player made every shot from the field (min. 7): Amanda Brown (8-8); Michigan State, 1/25/07
 PSU shot 50% or better in a game: .500; Cornell, 12/21/22
 PSU shot 55% or better in a game: .592; Maryland, 1/30/22
 PSU shot 50% or better in consecutive games: .562 vs. Delaware State, 11/16/21 & .532 vs. Rider, 11/11/21
 PSU shot 55% or better in consecutive games: .682; vs. Northwestern, 3/2/96 & .585; vs. Ohio State, 3/3/96
 PSU shot 60% in a game: .611; Illinois, 2/20/13
 PSU shot below 30% in a game: .285; at Nebraska, 1/11/23
 PSU shot below 25% in a game: .237; at Rutgers, 3/2/22
 PSU shot below 35% in a game and won: .333; at Towson, 11/5/19
 PSU shot below 30% in a game and won: .288; Wake Forest, 11/30/17
 PSU shot 70% in a half: .714 (2nd); Virginia Tech, 12/6/11
 PSU shot 65% in a half: .654 (2nd); Maryland, 1/30/22
 PSU shot 60% in a half: .654 (2nd); Maryland, 1/30/22
 PSU shot 55% in a half: .583 (1st); at No. 19/14 Michigan, 1/3/23
 PSU shot 55% in both halves: .556 (1st) & .576 (2nd); Saint Francis, 11/30/20
 PSU shot below 25% in a half: .217 (1st); Rutgers, 2/28/21
 PSU shot below 20% in a half: .186 (2nd); at Rutgers, 3/2/22

THREE-POINT SHOOTING

Player made every shot from the field (min. 4): Anna Camden (4-4); Fordham, 11/13/19
 Player made 5 three-pointers in a game: Taniyah Thompson (5); Wisconsin, 1/22/23
 Player made 6 three-pointers in a game: Makanna Marisa (7); at Drexel (OT), 12/18/22
 Player made 7 three-pointers in a game: Makanna Marisa (7); at Drexel (OT), 12/18/22
 Player made 8 three-pointers in a game: Maggie Lucas (8); at Nebraska, 3/3/13
 Player made 4 three-pointers in a half: Makenna Marisa (4, 1st); Rutgers, 12/30/22
 Player made 5 three-pointers in a half: Maddie Burke (5, 1st); at Iowa, 2/18/21
 Player made 6 three-pointers in a half: Jaida Travascio-Green (6, 2nd); Drexel, 11/12/17
 Player attempted 10 three-pointers in a game: Makenna Marisa (10); at Rutgers (OT), 1/26/23

PSU made 10 three-pointers: 12; at Drexel (OT), 12/18/22
 PSU did not make a three-pointer: at Maryland (0-5), 2/23/15
 PSU attempted 20 three-pointers: 21; at Rutgers (OT), 1/26/23
 PSU attempted 25 three-pointers: 25; Norfolk State, 11/9/22
 PSU attempted 30 three-pointers: 30; Nebraska, 2/17/22
 PSU shot 60% 3FG (min. 5 att.): .636 (7-11); at Northwestern, 2/17/16

FREE THROW SHOOTING

Player made every shot from FT line (min. 10): Makenna Marisa (10-10); at Northwestern, 1/20/22
 PSU shot 100% (min. 10 att.): 1.000 (14-14); at Northwestern, 1/20/22
 PSU shot below 50% (min. 10 att.): .462 (6-13); at Rutgers, 3/2/21
 PSU made 30 free throws: 37; Saint Francis, 11/8/13
 PSU made fewer than five FTs: 4; at No. 19/14 Michigan, 1/3/23
 PSU attempted 40 free throws: 40; Pitt, 12/5/19
 PSU attempted fewer than five FTs: 0; at Indiana, 12/6/21

REBOUNDS

Player had 15 rebounds: Johnasia Cash (19); Nebraska, 2/4/21
 Player had 20 rebounds: Nikki Greene (20); at Cal State Northridge, 11/24/12
 Two players w/ 10-plus rebounds: Minnesota, 1/18/23; Alexa Williamson (13) & Leilani Kapinus (10)
 Three players w/ 10-plus rebounds: Northwestern, 12/31/15; Candice Agee (13), Peyton Whitted (13), Kaliyah Mitchell (11)
 PSU had 60 rebounds: 62; Northwestern, 12/31/15
 PSU had 50 rebounds: 55; Bryant, 11/18/22
 PSU had 20 or fewer rebounds: 18; Michigan State, 1/27/22
 PSU had 25 offensive rebounds: 25; at Iowa, 2/18/21
 PSU had 20 offensive rebounds: 22; Bryant, 11/18/22
 OPP had 20 or fewer rebounds: 19; Bryant, 11/18/22

BLOCKED SHOTS

Player blocked 5 shots: Anna Camden (7); at Michigan State, 2/21/22
 Player blocked 6 shots: Anna Camden (7); at Michigan State, 2/21/22
 Player blocked 7 shots: Anna Camden (7); at Michigan State, 2/21/22
 PSU blocked 10 or more shots: 10, vs. Youngstown State, 12/13/21
 PSU blocked 0 shots: No. 4/3 Indiana, 12/9/22

ASSISTS

Player had 10 assists: Makenna Marisa (10); Fairfield, 11/11/22
 Player had 15 assists: Alex Bentley (15); North Carolina, 11/30/11
 Player had 10 assists/consecutive games: Helen Darling at LaSalle, 12/8/99 (12), vs. Auburn, 12/11/99 (11), vs. Clemson, 12/19/99 (10)
 PSU had 20 assists: 20; at Boston College, 12/2/21
 PSU had 25 assists: 37; Delaware State, 11/16/21
 PSU had 30 assists: 37; Delaware State, 11/16/21
 PSU had fewer than 10 assists: 9; at Nebraska, 1/11/23
 PSU had fewer than 5 assists: 4; at St. Bonaventure, 12/12/15

STEALS

Player had 7 steals: Leilani Kapinus (7); Purdue, 1/7/23
 Player had 10 steals: Makenna Marisa (10); Delaware State, 11/16/21
 PSU had 20 steals: 22; vs. Fresno State, 11/26/22

TURNOVERS

PSU committed 20 or more: 22; Minnesota, 1/18/23
 PSU committed 30 or more: 38; Rutgers, 1/10/15
 PSU committed 20 or more and won: 25; Cornell, 12/21/22
 PSU committed 10 or fewer: 10; Rutgers, 12/30/22
 PSU committed 5 or fewer: 3; Wisconsin, 2/7/21
 PSU committed 10 or fewer in consecutive games: at Illinois (10), 1/28/21; at Purdue (9), 1/31/21, Nebraska (9), 2/4/21, Wisconsin (3), 2/7/21
 PSU committed 10 or fewer in three-straight games: at Illinois (10), 1/28/21; at Purdue (9), 1/31/21, Nebraska (9), 2/4/21, Wisconsin (3), 2/7/21
 PSU committed 10 or fewer in four-straight games: at Illinois (10), 1/28/21; at Purdue (9), 1/31/21, Nebraska (9), 2/4/21, Wisconsin (3), 2/7/21
 OPP committed 25 or more: 27; Minnesota, 1/18/23

THE LAST TIME...

DOUBLE-DOUBLES

Points & rebounds: Makenna Marisa (24 p, 11 r); Norfolk State, 11/9/22
 Points & rebounds/consecutive games: Johnasia Cash
 Minnesota 1/25/21 (22 p, 15 r); at Illinois, 1/28/21 (14 p, 10 r); at Purdue, 1/31/21 (28 p, 12 r);
 Nebraska, 2/4/21 (27 p, 19 r)
 Points & rebounds/3 consecutive games: Johnasia Cash
 Minnesota 1/25/21 (22 p, 15 r); at Illinois, 1/28/21 (14 p, 10 r); at Purdue, 1/31/21 (28 p, 12 r);
 Nebraska, 2/4/21 (27 p, 19 r)
 Points & rebounds/4 consecutive games: Johnasia Cash
 Minnesota 1/25/21 (22 p, 15 r); at Illinois, 1/28/21 (14 p, 10 r); at Purdue, 1/31/21 (28 p, 12 r);
 Nebraska, 2/4/21 (27 p, 19 r)
 Points & rebounds/5 consecutive games: Angie Potthoff
 vs. Northwestern, 1/31/97; at Illinois, 2/2/97; Michigan, 2/7/97; Indiana, 2/9/97; Iowa, 2/16/97;
 Michigan State, 2/21/97
 Points & assists: Makenna Marisa (14 p, 10 a); Fairfield, 11/11/22
 Points & assists/consecutive games: Helen Darling
 at La Salle, 12/8/99 (12 p, 12 a), vs. Auburn, 12/11/99 (10 p, 11 a)
 Points & Steals: Makenna Marisa (30 p, 11 a, 10 s); Delaware State, 11/16/21
 Two players had double-doubles: Coppin State, 11/25/20
 Anna Camden (13 p, 10 r) & Kelly Jekot (11 p, 11 r)
 Three players had double-doubles: Ohio State, 2/20/12
 Nikki Greene (25 p, 15 r), Mia Nickson (18 p, 15 r), Maggie Lucas (12 p, 10 r)
 15 points & 15 rebounds: Johnasia Cash (22 p, 16 r); Minnesota, 1/25/21
 20 points and 10 rebounds: Leilani Kapinus (23 p, 12 r); at Rutgers, 2/13/21
 Triple-Double: Makenna Marisa (30 p, 11 a, 10 s); Delaware State, 11/16/21
 Triple-Double with Steals: Makenna Marisa (30 p, 11 a, 10 s); Delaware State, 11/16/21
 Triple-Double with 30+ points: Makenna Marisa (30 p, 11 a, 10 s); Delaware State, 11/16/21

MARGIN OF VICTORY

PSU won by 20-30 points: Fairfield (28), 11/11/22
 PSU won by 31-40 points: Cornell (31), 12/21/22
 PSU won by 41-50 points: Delaware State (69), 11/16/21
 PSU won by 51+ points: Bryant (63), 11/18/22
 PSU won by 20-29 points in a Big Ten game: Wisconsin (24), 2/7/21
 PSU won by 30-39 points in a Big Ten game: Wisconsin (30), 1/16/17
 PSU won by 40+ points in a Big Ten game: Wisconsin (44), 1/17/13
 PSU won consecutive Big Ten games by 20+ pts.:
 Wisconsin (44), 1/17/13; Nebraska (22), 1/13/13; at Michigan State (21), 1/6/13
 PSU lost by 20-29 points: at Nebraska (29), 1/11/23
 PSU lost by 30+ points: at No. 12/9 Iowa (41), 1/14/23
 PSU lost by 20-29 points in a Big Ten game: at Nebraska, 1/11/23
 PSU lost by 30+ points in a Big Ten game: at No. 12/9 Iowa (41), 1/14/23

MISCELLANEOUS

Led PSU in points/rebounds/assists: Shay Ciezki (20 p, 7 r, 3 a); at No. 12/9 Iowa, 1/14/23
 Scored game-winning points w/ less than 10 seconds: Makenna Marisa; Rhode Island, 12/3/20
 Down 69-68; Hit layup at the buzzer
 Hit game-winning field goal w/ less than 10 seconds: Makenna Marisa; Rhode Island, 12/3/20
 Down 69-68; Hit layup at the buzzer
 Player played every minute: Shay Ciezki (40); Wisconsin, 1/22/23
 Player played more than 40 minutes: Leilani Kapinus (41) & Taniyah Thompson (41); at Rutgers (OT), 1/26/23
 Player scored 20+ points in a half: Makenna Marisa (20); Minnesota, 2/27/22
 Committed 10 or fewer fouls: Maryland (9), 1/30/22
 Committed 30 or more fouls: at Indiana (33), 12/31/18
 PSU rallied from a 10-pt. deficit to win: Syracuse, 11/21/22
 Down 21 at 6:50 in 3rd quarter -- won 82-69
 PSU rallied from a 15-pt. deficit to win: Syracuse, 11/21/22
 Down 21 at 6:50 in 3rd quarter -- won 82-69
 OPP rallied from a 10-pt. deficit to beat PSU: at Rutgers (OT), 1/26/23
 PSU led by 11 at 8:42 in 1st quarter -- Rutgers won, 86-82 (OT)
 OPP rallied from a 15-pt. deficit to beat PSU: George Mason, 11/24/19
 PSU led by 15 at 8:29 in 3rd quarter -- George Mason won, 78-68
 PSU had a 5-game winning streak: 11/9/22 - 11/26/22 (Seven Games)
 PSU had a 10-game winning streak: 12/9/12 - 1/27/13 (11 Games)
 PSU had a 5-game losing streak: 1/23/22 - 2/13/22 (8 Games)
 PSU went undefeated at home: 14-0; 2012-13 season
 PSU sold out the BJC: Purdue, 2/29/04

OVERTIME

PSU played an OT game: at Rutgers (OT), 1/26/23
 PSU won an OT game: vs. Holy Cross (W, 86-82), 11/13/15
 PSU lost an OT game: at Rutgers (OT), 1/26/23
 PSU played multiple OT's: at Minnesota (2OT), 12/3/22
 PSU played two or more OT games in a season: 2022-23 season (0-3)
 PSU won two or more OT games in a season: 2010-11 season (2-1)

RANKINGS

Played the No. 1 team in the AP poll: Connecticut (L, 71-52), 11/17/13
 Played the No. 1 team in the Coaches poll: Connecticut (L, 71-52), 11/17/13
 Defeated the No. 1 team in the AP poll: at Virginia (73-71), 1/3/91
 Defeated Top 10 opponent: #8/11 Ohio State (84-66), 2/20/12
 Defeated Top 10 opponent on the road: at #7 Purdue (47-42), 1/2/04
 Defeated Top 10 opponent by double digits: #8/11 Ohio State (84-66), 2/20/12
 Played consecutive Top 10 teams: at #2/3 Texas 11/14/04, at #6/6 Duke 11/19/04
 Defeated Top 25 opponent: #25/21 Rutgers (70-67), 1/18/18
 Defeated Top 25 opponent on the road: at #15/17 Michigan State (65-61), 2/11/16
 Defeated Top 25 opponent by double digits: #13/13 Tennessee (70-56), 11/20/1



2022-23 Penn State Women's Basketball Roster

No.	Name	Class	Pos.	Ht.	Hometown	High School (Previous School)
0	Ivane Tensaie	So.	G	5-7	Roseville, Minn.	Concordia Academy (North Dakota School of Science)
1	Ali Brigham	Jr.	F	6-4	Franklin, Mass.	Franklin
2	Aicha Dia	Fr.	F	6-1	Montreal, Quebec, Canada	Dawson College
3	Ymke Brouwer	R-Fr.	G	6-0	Zurich, Switzerland	United School of Sports
4	Shay Ciezki	Fr.	G	5-7	Lancaster, N.Y.	St. Mary's
5	Leilani Kapinus	R-So.	G	5-10	Madison, Wis.	James Madison Memorial
10	Chanaya Pinto	Sr.	F	6-1	Maputo, Mozambique	Escola Secundaria De Carcavelos (Oregon/Northwest Florida State College)
11	Anna Camden	Sr.	F	6-3	Downingtown, Pa.	The Shipley School
12	Kayla Thomas	So.	F	6-3	Beltsville, Md.	Emerge Christian Academy
20	Makenna Marisa	Sr.	G	5-11	McMurray, Pa.	Peters Township
22	Alli Campbell	R-So.	G	6-0	Altoona, Pa.	Bellwood-Antis (Notre Dame)
23	Tanyiah Thompson	Sr.	G	5-11	Hamden, Conn.	Hamden (East Carolina)
24	Alexa Williamson	Gr.	F	6-2	Houston, Pa.	Chartiers-Houston (Temple)
33	Johnasia Cash	Gr.	F	6-3	McKeesport, Pa.	McKeesport (SMU)

Head Coach: Carolyn Kieger (Marquette '06), 4th season

Assistant Coaches: Terri Williams (Penn State '91), Sharnee Zoll-Norman (Virginia '08), Maggie Lucas (Penn State '14), 1st season

Director of Basketball Operations: Pam Brown (Charlotte '06), 4th season

Chief of Staff: MaryLynne Schaefer (Hartford '09), 4th season

Director of Video and Analytics: Eric Gracia (Texas-Pan American, '13), 2nd season

Director of Player Development: Natisha Heideman (Marquette '19), 1st season

Graduate Assistants: Amari Boyd (Penn State '19), 2nd season, Courtney Roman (Penn State '22), 1st season

Athletic Trainer: Claire Peters (Northern Arizona '11), 2nd season

Performance Enhancement Coach: Rhian Davis (Florida '08), 4th season

PRONUNCIATIONS

Ymke Brouwer
Johnasia Cash
Shay Ciezki
Aicha Dia
Leilani Kapinus
Makenna Marisa
Chanaya Pinto
Tanyiah Thompson

em-kay
 John-asia
 Shay Ches-kee
 Eye-ee-sha Dee-uh
 Lay-lon-ee
 ma-REE-suh
 Sha-Ni-Uh Pin-tu
 Tah-ni-uh Thompson

Coaches
 Carolyn **Kieger**

KEY-grr



0 | IVANE TENSAIE

G | So. | 5-7
Roseville, Minn.



1 | ALI BRIGHAM

F | Jr. | 6-4
Franklin, Mass.



2 | AICHA DIA

F | Fr. | 6-1
Montreal, Quebec, Canada



3 | YMKE BROUWER

F | R-Fr. | 6-0
Zurich, Switzerland



4 | SHAY CIEZKI

G | Fr. | 5-7
Lancaster, N.Y.



5 | LEILANI KAPINUS

G | R-So. | 5-10
Madison, Wis.



10 | CHANAYA PINTO

G | Sr. | 6-1
Maputo, Mozambique



11 | ANNA CAMDEN

F | Sr. | 6-3
Downingtown, Pa.



12 | KAYLA THOMAS

F | So. | 6-3
Beltsville, Md.



20 | MAKENNA MARISA

G | Sr. | 5-11
McMurray, Pa.



22 | ALLI CAMPBELL

G | R-So. | 5-11
Altoona, Pa.



23 | TANIYAH THOMPSON

G | Sr. | 5-11
Hamden, Conn.



24 | ALEXA WILLIAMSON

F | Gr. | 6-2
Houston, Pa.



33 | JOHNASIA CASH

F | Gr. | 6-3
McKeesport, Pa.



CAROLYN KIEGER

Head Coach
Fourth Season
Marquette '06



TERRI WILLIAMS

Assistant Coach
First Season
Penn State '91



SHARNEE ZOLL-NORMAN

Assistant Coach
First Season
Virginia '08



MAGGIE LUCAS

Assistant Coach
First Season
Penn State '14

HEAD COACH CAROLYN KIEGER

Fourth Season • Marquette '06

Overall Career Record: 138-130

Penn State Record: 39-65

Carolyn Kieger (pronounced KEY-grr) enters her fourth season at the helm of the Lady Lions for the 2022-23 season. Former Penn State and Vice President of Athletics Sandy Barbour announced the selection of Kieger as the sixth head coach of the women's basketball program on April 3, 2019.

In her first three seasons, the win total has improved every year – seven in 2019-20, nine in 2020-21, to 11 in 2021-22.

Under Kieger's guidance in the 2021-22 season, Penn State led the Big Ten in steals with 269 and improved in five other statistical categories, including field goal percentage, free throw percentage, field goal percentage defense, blocks per game and steals per game.

Kieger also helped coach Makenna Marisa to her first consensus first-team All-Big Ten selection. Marisa became the 40th Lady Lion to pass the 1,000-point career mark after averaging 22.2 points per game, eighth in the nation. Along with Marisa, Leilani Kapinus was named to the conference All-Freshman team after finishing first in steals, second in rebounds per game and blocks, and third in points per game.

In Kieger's second season in Happy Valley, she mentored three Nittany Lions to All-Big Ten honors. Freshman Maddie Burke was the consensus pick for the Big Ten Sixth Player of the Year and the All-Freshman team by the coaches and media. Burke was a unanimous selection All-Freshman team by the coaches and was Penn State's first selection to the All-Freshman Team since 2016.

Burke became the second Penn State player to earn Big Ten Sixth Player of the Year honors in program history. Along with Burke, Johnasia Cash earned Second Team All-Big Ten honors by the media and Honorable Mention All-Big Ten honors by the conference coaches. Makenna Marisa earned Honorable Mention All-Big Ten honors by the coaches and media.

Under Kieger's direction, the Lady Lions improved in nearly every offensive category from year one to year two. The youngest team in the Big Ten and ninth-youngest in the country in 2020-21, the Lady Lions increased their offensive output in points per game, assists per game, three-point field goal percentage, three-point field goals made per game and field goal percentage.

The Lady Lions battled 10 ranked teams, the most among Big Ten teams, during the 2020-21 season. Kieger led the Lady Lions to its first win over an AP ranked Top-15 team since 2016 with a 69-67 victory over No. 15 Ohio State on February 24.

In her first season leading the Lady Lions, Kieger coached Kamaria McDaniel to a First Team All-Big Ten selection as the conference's second-leading scorer with an average of 19.8 points per game, also a top-15 mark in the nation (13). She also developed an aggressive up-tempo offense whose speed got the Lady Lions to the charity stripe 553 times during the 2019-20 season.

Kieger, a 2006 Marquette graduate, came to Happy Valley after five years at the helm of her alma mater, posting a 99-64 overall record. During the past three seasons, Kieger led the Golden Eagles to sparkling 76-26 mark (43-11 in Big East), which included a pair of Big East regular-season championships and a Big East Tournament Championship. Marquette made three consecutive NCAA Tournament appearances for the first time in 20 years, advancing to the round of 32 the past two seasons.

Widely regarded as one of the nation's brightest and rising coaching stars, Kieger's first



O Ivane Tensaie

G • 5-7 • So.
 Roseville, Minn. • Concordia Academy
 North Dakota State School of Science
 Major: Liberal Arts



2022-23 GAME-BY-GAME STATS

Opponent	Date	GS	MIN	Total		3-Pointers		Free throws		Rebounds				PF	A	TO	BLK	STL	PTS	AVG
				FG-FGA	PCT	3FG-3FGA	PCT	FT-FTA	PCT	OFF	DEF	TOT	AVG							
Fairfield	11/11/2022		01:21	0-0	.000	0-0	.000	0-0	.000	0	0	0	0.0	0	0	0	0	0	0	0.0
Bryant	11/18/2022		05:36	1-3	.333	1-2	.500	0-0	.000	0	0	0	0.0	0	0	0	0	0	3	1.5
vs Fresno St.	11/26/2022		03:18	1-2	.500	0-0	.000	0-0	.000	0	0	0	0.0	0	0	0	0	0	2	1.7
Virginia	11/30/2022		01:41	0-0	.000	0-0	.000	0-0	.000	0	0	0	0.0	0	0	0	0	0	0	1.3
Cornell	12/21/2022		04:16	0-1	.000	0-0	.000	0-0	.000	0	0	0	0.0	0	0	0	0	0	0	1.0
Rutgers	12/30/2022		03:55	0-0	.000	0-0	.000	2-2	1.000	0	1	1	0.2	0	0	0	0	0	2	1.2
at Nebraska	01/11/2023		06:48	0-1	.000	0-1	.000	0-0	.000	0	1	1	0.3	0	0	0	0	0	0	1.0
at Iowa	01/14/2023		02:50	0-1	.000	0-1	.000	0-0	.000	0	0	0	0.3	0	0	0	0	0	0	0.9
Totals		0	29:45	2-8	.250	1-4	.250	2-2	1.000	0	2	2	0.3	0	0	0	0	0	7	0.9

SEASON/CAREER HIGHS

Points
 Season 3, Bryant (11/18/22)
 Career 3, Bryant (11/18/22)
 Big Ten 2, Rutgers (12/30/22)

Rebounds
 Season 1, 2x
 Career 1, 2x
 Big Ten 1, Rutgers (12/30/22)

Assists
 Season -
 Career -
 Big Ten -

Steals
 Season -
 Career -
 Big Ten -

Blocks
 Season -
 Career -
 Big Ten -

Field Goals Made
 Season 1, 2x
 Career 1, 2x
 Big Ten -

3-Point Field Goals Made
 Season 1, Bryant (11/18/22)
 Career 1, Bryant (11/18/22)
 Big Ten -

Free Throws Made
 Season 2, Rutgers (12/30/22)
 Career 2, Rutgers (12/30/22)
 Big Ten 2, Rutgers (12/30/22)

Minutes
 Season 7, at Nebraska (1/11/23)
 Career 7, at Nebraska (1/11/23)
 Big Ten 7, at Nebraska (1/11/23)

Career
 10-point games -
 20-point games -
 Double-Doubles -

Player Averages

Games Played	Minutes/game	Points/game	FG Pct	3FG Pct	FT Pct	Rebounds/game	Assists/game	Turnovers/game	Assist/Turnover ratio	Steals/game	Blocks/game
8	3.7	0.9	25.0	25.0	100.0	0.3	0.0	0.0	0.0	0.0	0.0

1 Ali Brigham

F • 6-4 • Jr.
Franklin, Mass. • Franklin • George Washington
Major: Communications



CAREER STATS

SEASON	TEAM	GP-GS	MIN/AVG	Field Goals		3-Point		F-Throws		Rebounds				Scoring						
				FG-FGA	FG%	3FG-3FGA	3FG%	FT-FTA	FT%	OFF	DEF	TOT	AVG	PF-FO	A	TO	BLK	STL	PTS	AVG
2020-21	GWU	23-19	529/23.0	122-242	.504	1-10	.100	28-43	.651	50	57	107	4.7	42-1	18	53	26	13	273	11.9
2021-22	PSU	28-17	509/18.2	103-186	.554	0-1	.000	28-38	.737	54	62	116	4.1	74-2	29	60	30	13	234	8.4
2022-23	PSU	21-3	214/10.2	31-48	.646	0-1	.000	12-18	.667	23	26	49	2.3	27-0	19	21	6	5	74	3.5
TOTAL FOR PSU		49-20	723/14.8	134-234	.573	0-2	.000	40-56	.714	77	88	165	3.4	101-2	48	81	36	18	308	6.3
TOTAL		72-39	1252/17.4	256-476	.538	1-12	.083	68-99	.687	127	145	272	3.8	143-3	66	134	62	31	581	8.1

2022-23 GAME-BY-GAME STATS

Opponent	Date	GS	MIN	Total		3-Pointers		Free throws		Rebounds				PF	A	TO	BLK	STL	PTS	AVG
				FG-FGA	PCT	3FG-3FGA	PCT	FT-FTA	PCT	OFF	DEF	TOT	AVG							
Norfolk St.	11/09/2022		03:01	0-0	.000	0-0	.000	0-0	.000	1	0	1	1.0	0	0	0	0	0	0	0.0
Fairfield	11/11/2022		13:57	2-4	.500	0-0	.000	0-0	.000	2	1	3	2.0	4	2	2	0	0	4	2.0
Youngstown St.	11/15/2022		02:34	0-0	.000	0-0	.000	0-0	.000	0	0	0	1.3	0	1	0	0	0	0	1.3
Bryant	11/18/2022		15:49	4-6	.667	0-0	.000	3-4	.750	5	3	8	3.0	3	1	2	0	2	11	3.8
Syracuse	11/21/2022		06:03	2-3	.667	0-0	.000	1-2	.500	0	1	1	2.6	1	1	0	0	0	5	4.0
vs Toledo	11/25/2022		08:40	2-5	.400	0-1	.000	0-0	.000	1	4	5	3.0	0	1	1	0	1	4	4.0
vs Fresno St.	11/26/2022		22:43	3-4	.750	0-0	.000	0-0	.000	0	4	4	3.1	1	2	1	1	0	6	4.3
Virginia	11/30/2022		14:18	3-5	.600	0-0	.000	2-2	1.000	2	3	5	3.4	2	1	1	1	0	8	4.8
at Minnesota	12/03/2022		02:38	0-0	.000	0-0	.000	0-0	.000	0	1	1	3.1	1	0	1	0	0	0	4.2
Indiana	12/08/2022		06:33	0-0	.000	0-0	.000	0-0	.000	0	1	1	2.9	0	1	0	0	0	0	3.8
West Virginia	12/11/2022		07:21	1-1	1.000	0-0	.000	2-2	1.000	0	0	0	2.6	1	0	1	0	0	4	3.8
at Drexel	12/18/2022		08:30	0-0	.000	0-0	.000	0-0	.000	0	0	0	2.4	0	2	1	0	0	0	3.5
Cornell	12/21/2022	*	18:36	4-6	.667	0-0	.000	1-2	.500	3	4	7	2.8	2	1	3	1	1	9	3.9
Rutgers	12/30/2022	*	13:01	1-1	1.000	0-0	.000	3-4	.750	2	0	2	2.7	1	0	0	0	0	5	4.0
at Michigan	01/03/2023	*	23:47	3-6	.500	0-0	.000	0-0	.000	3	3	6	2.9	3	6	3	0	1	6	4.1
Purdue	01/07/2023		06:23	1-1	1.000	0-0	.000	0-0	.000	0	1	1	2.8	0	0	0	0	0	2	4.0
at Nebraska	01/11/2023		10:29	0-1	.000	0-0	.000	0-0	.000	1	0	1	2.7	2	0	0	1	0	0	3.8
at Iowa	01/14/2023		07:05	0-0	.000	0-0	.000	0-0	.000	0	0	0	2.6	4	0	1	0	0	0	3.6
Minnesota	01/18/2023		05:26	1-1	1.000	0-0	.000	0-0	.000	0	0	0	2.4	1	0	1	0	0	2	3.5
Wisconsin	01/22/2023		05:23	2-2	1.000	0-0	.000	0-0	.000	1	0	1	2.4	1	0	3	0	0	4	3.5
at Rutgers	01/26/2023		11:58	2-2	1.000	0-0	.000	0-2	.000	2	0	2	2.3	0	0	0	2	0	4	3.5
Totals		3	214:14	31-48	.646	0-1	.000	12-18	.667	23	26	49	2.3	27	19	21	6	5	74	3.5

Player Averages

Games Played	Minutes/game	Points/game	FG Pct	3FG Pct	FT Pct	Rebounds/game	Assists/game	Turnovers/game	Assist/Turnover ratio	Steals/game	Blocks/game
21	10.2	3.5	64.6	0.0	66.7	2.3	0.9	1.0	0.9	0.2	0.3

SEASON/CAREER HIGHS

Points
Season 11, Bryant (11/18/22)
Career 26, at VCU (1/27/21)*
Big Ten 13, Rutgers (12/9/21)

Rebounds
Season 8, Bryant (11/18/22)
Career 11, at Howard (12/13/20)*
Big Ten 8, Michigan (1/13/22)

Assists
Season 6, at Michigan (1/3/22)
Career 6, 2x
Big Ten 6, at Michigan (1/3/22)

Steals
Season 2, Bryant (11/18/22)
Career 2, 6x
Big Ten 2, 2x

Blocks
Season 2, at Rutgers (1/26/23)
Career 4, VCU (2/1/21)*
Big Ten 3, 2x

Field Goals Made
Season 4, 2x
Career 12, at VCU (1/27/21)*
Big Ten 6, Rutgers (12/9/21)

3-Point Field Goals Made
Season -
Career 1, at James Madison (12/9/20)*
Big Ten -

Free Throws Made
Season 3, 2x
Career 6, at Saint Joseph's (1/24/21)*
Big Ten 5, Minnesota (2/27/22)


Minutes
Season 22, Fresno St. (11/26/22)
Career 32, at Clemson (11/21/21)
Big Ten 26, at Indiana (12/6/21)

Career
10-point games 25 (10 at PSU)
20-point games 3 (2 at PSU)
Double-Doubles 1 (1 at PSU)

*At George Washington (2020-21)

2 Aicha Dia

F • 6-1 • Fr.
 Montreal, Quebec, Canada • Dawson College
 Major: Liberal Arts



2022-23 GAME-BY-GAME STATS

Opponent	Date	GS	MIN	Total		3-Pointers		Free throws		Rebounds				PF	A	TO	BLK	STL	PTS	AVG	
				FG-FGA	PCT	3FG-3FGA	PCT	FT-FTA	PCT	OFF	DEF	TOT	AVG								
Fairfield	11/11/2022		02:00	0-1	.000	0-0	.000	0-0	.000	1	0	1	1.0	0	0	0	0	0	0	0.0	
Bryant	11/18/2022		06:49	1-2	.500	0-1	.000	0-0	.000	0	2	2	1.5	0	1	1	0	1	2	1.0	
vs Toledo	11/25/2022		02:38	0-0	.000	0-0	.000	0-0	.000	0	0	0	1.0	0	0	0	0	0	0	0.7	
vs Fresno St.	11/26/2022		07:33	1-1	1.000	0-0	.000	0-0	.000	0	0	0	0.8	1	0	0	0	0	2	1.0	
Virginia	11/30/2022		01:54	0-0	.000	0-0	.000	0-0	.000	0	0	0	0.6	0	0	0	0	0	0	0.8	
Cornell	12/21/2022		10:36	3-4	.750	0-0	.000	0-0	.000	0	1	1	0.7	0	0	3	0	1	6	1.7	
Rutgers	12/30/2022		05:11	0-0	.000	0-0	.000	1-2	.500	0	0	0	0.6	1	0	0	0	0	1	1.6	
at Michigan	01/03/2023		00:45	0-0	.000	0-0	.000	0-0	.000	0	0	0	0.5	0	0	0	0	0	0	1.4	
at Nebraska	01/11/2023		10:23	0-1	.000	0-0	.000	0-0	.000	2	2	4	0.9	0	1	0	1	2	0	1.2	
at Iowa	01/14/2023		06:51	1-1	1.000	1-1	1.000	0-0	.000	0	0	0	0.8	3	0	0	0	0	3	1.4	
Minnesota	01/18/2023		04:55	0-0	.000	0-0	.000	0-0	.000	0	0	0	0.7	0	0	0	0	0	0	1.3	
Wisconsin	01/22/2023		02:54	0-0	.000	0-0	.000	0-0	.000	0	1	1	0.8	0	0	1	0	0	0	1.2	
at Rutgers	01/26/2023		01:23	0-0	.000	0-0	.000	0-0	.000	0	0	0	0.7	1	0	0	0	0	0	1.1	
Totals			0	63:52	6-10	.600	1-2	.500	1-2	.500	3	6	9	0.7	6	2	5	1	4	14	1.1

SEASON/CAREER HIGHS

Points
 Season 6, Cornell (12/21/22)
 Career 6, Cornell (12/21/22)
 Big Ten 3, at Iowa (1/14/23)

Rebounds
 Season 4, at Nebraska (1/11/23)
 Career 4, at Nebraska (1/11/23)
 Big Ten 4, at Nebraska (1/11/23)

Assists
 Season 1, 2x
 Career 1, 2x
 Big Ten 1, at Nebraska (1/11/23)

Steals
 Season 2, at Nebraska (1/11/23)
 Career 2, at Nebraska (1/11/23)
 Big Ten 2, at Nebraska (1/11/23)

Blocks
 Season 1, at Nebraska (1/11/23)
 Career 1, at Nebraska (1/11/23)
 Big Ten 1, at Nebraska (1/11/23)

Field Goals Made
 Season 3, Cornell (12/21/22)
 Career 3, Cornell (12/21/22)
 Big Ten 1, at Iowa (1/14/23)

3-Point Field Goals Made
 Season 1, at Iowa (1/14/23)
 Career 1, at Iowa (1/14/23)
 Big Ten 1, at Iowa (1/14/23)

Free Throws Made
 Season 1, Rutgers (12/30/22)
 Career 1, Rutgers (12/30/22)
 Big Ten 1, Rutgers (12/30/22)

Minutes
 Season 11, Cornell (12/21/22)
 Career 11, Cornell (12/21/22)
 Big Ten 10, at Nebraska (1/11/23)


Career
 10-point games -
 20-point games -
 Double-Doubles -

Player Averages

Games Played	Minutes/game	Points/game	FG Pct	3FG Pct	FT Pct	Rebounds/game	Assists/game	Turnovers/game	Assist/Turnover ratio	Steals/game	Blocks/game
13	4.9	1.1	60.0	50.0	50.0	0.7	0.2	0.4	0.4	0.3	0.1

4 Shay Ciezki

G • 5-7 • Fr.
Lancaster, N.Y. • St. Mary's
Major: Division of Undergraduate Studies



2022-23 GAME-BY-GAME STATS

Opponent	Date	GS	MIN	Total		3-Pointers		Free throws		Rebounds				PF	A	TO	BLK	STL	PTS	AVG	
				FG-FGA	PCT	3FG-3FGA	PCT	FT-FTA	PCT	OFF	DEF	TOT	AVG								
Norfolk St.	11/09/2022		08:08	0-1	.000	0-0	.000	1-2	.500	0	0	0	0.0	1	1	0	0	1	1	1.0	
Fairfield	11/11/2022	*	22:15	3-10	.300	1-7	.143	0-0	.000	2	2	4	2.0	2	0	2	0	2	7	4.0	
Youngstown St.	11/15/2022	*	26:45	5-9	.556	2-4	.500	4-4	1.000	0	5	5	3.0	0	3	1	0	0	16	8.0	
Bryant	11/18/2022	*	21:42	2-6	.333	1-3	.333	1-1	1.000	0	0	0	2.3	2	4	0	0	4	6	7.5	
Syracuse	11/21/2022	*	30:34	6-12	.500	4-9	.444	2-2	1.000	1	1	2	2.2	2	3	1	0	1	18	9.6	
vs Toledo	11/25/2022	*	35:52	6-13	.462	2-5	.400	2-2	1.000	0	1	1	2.0	4	3	2	0	1	16	10.7	
vs Fresno St.	11/26/2022	*	25:56	1-7	.143	0-2	.000	0-0	.000	1	0	1	1.9	2	4	0	0	1	2	9.4	
Virginia	11/30/2022	*	29:27	4-11	.364	3-5	.600	0-2	.000	0	1	1	1.8	3	3	5	0	1	11	9.6	
at Minnesota	12/03/2022	*	42:40	5-13	.385	3-8	.375	0-0	.000	0	1	1	1.7	4	0	3	0	1	13	10.0	
Indiana	12/08/2022	*	34:15	3-11	.273	0-4	.000	0-1	.000	1	1	2	1.7	2	1	4	0	1	6	9.6	
West Virginia	12/11/2022	*	35:12	5-9	.556	4-7	.571	0-0	.000	1	1	2	1.7	1	6	3	0	0	14	10.0	
at Drexel	12/18/2022	*	39:50	5-10	.500	3-7	.429	3-3	1.000	1	3	4	1.9	3	2	5	0	0	16	10.5	
Cornell	12/21/2022	*	18:45	4-6	.667	2-4	.500	0-0	.000	0	1	1	1.8	3	4	1	0	1	10	10.5	
Rutgers	12/30/2022	*	24:57	2-7	.286	0-2	.000	3-4	.750	2	3	5	2.1	3	5	2	0	3	7	10.2	
at Michigan	01/03/2023	*	38:58	8-14	.571	5-8	.625	0-1	.000	0	1	1	2.0	3	4	1	0	1	21	10.9	
Purdue	01/07/2023	*	28:40	3-8	.375	2-3	.667	0-0	.000	0	2	2	2.0	2	1	3	1	2	8	10.8	
at Nebraska	01/11/2023	*	27:04	4-9	.444	2-4	.500	0-0	.000	0	1	1	1.9	1	1	3	0	1	10	10.7	
at Iowa	01/14/2023	*	37:32	7-17	.412	2-8	.250	4-4	1.000	1	6	7	2.2	4	3	3	0	3	20	11.2	
Minnesota	01/18/2023	*	39:38	7-16	.438	3-6	.500	0-0	.000	1	0	1	2.2	5	4	5	0	3	17	11.5	
Wisconsin	01/22/2023	*	39:18	4-7	.571	1-2	.500	0-0	.000	1	2	3	2.2	3	7	2	0	2	9	11.4	
at Rutgers	01/26/2023	*	33:50	5-12	.417	2-6	.333	0-0	.000	0	2	2	2.2	3	1	3	0	0	12	11.4	
Totals			20	641:18	89-208	.428	42-104	.404	20-26	.769	12	34	46	2.2	53	60	49	1	29	240	11.4

SEASON/CAREER HIGHS

Points
Season 21, Michigan (1/3/23)
Career 21, Michigan (1/3/23)
Big Ten 21, Michigan (1/3/23)

Rebounds
Season 7, at Iowa (1/14/23)
Career 7, at Iowa (1/14/23)
Big Ten 7, at Iowa (1/14/23)

Assists
Season 7, Wisconsin (1/22/23)
Career 7, Wisconsin (1/22/23)
Big Ten 7, Wisconsin (1/22/23)

Steals
Season 4, Bryant (11/18/22)
Career 4, Bryant (11/18/22)
Big Ten 3, 3x

Blocks
Season 1, Purdue (1/7/23)
Career 1, Purdue (1/7/23)
Big Ten 1, Purdue (1/7/23)

Field Goals Made
Season 8, Michigan (1/3/23)
Career 8, Michigan (1/3/23)
Big Ten 8, Michigan (1/3/23)

3-Point Field Goals Made
Season 5, Michigan (1/3/23)
Career 5, Michigan (1/3/23)
Big Ten 5, Michigan (1/3/23)

Free Throws Made
Season 4, 2x
Career 4, 2x
Big Ten 4, at Iowa (1/14/23)

Minutes
Season 42, at Minnesota (12/3/22)
Career 42, at Minnesota (12/3/22)
Big Ten 42, at Minnesota (12/3/22)

Career
10-point games 13
20-point games 2
Double-Doubles -

Player Averages

Games Played	Minutes/game	Points/game	FG Pct	3FG Pct	FT Pct	Rebounds/game	Assists/game	Turnovers/game	Assist/Turnover ratio	Steals/game	Blocks/game
21	30.5	11.4	42.8	40.4	76.9	2.2	2.9	2.3	1.2	1.4	0.0

5 Leilani Kapinus

G • 5-10 • R-So.
 Madison, Wis. • James Madison Memorial
 Major: Kinesiology (Applied Exercise and Health)



CAREER STATS

SEASON TEAM	GP-GS	MIN/AVG	Field Goals		3-Point		F-Throws		Rebounds				Scoring						
			FG-FGA	FG%	3FG-3FGA	3FG%	FT-FTA	FT%	OFF	DEF	TOT	AVG	PF-FO	A	TO	BLK	STL	PTS	AVG
2021-22 PSU	29-29	746/25.7	104-242	.430	13-56	.232	57-85	.671	45	120	165	5.7	85-2	46	74	33	59	278	9.6
2022-23 PSU	21-21	593/28.2	86-189	.455	8-38	.211	56-85	.659	33	93	126	6.0	61-4	56	71	19	71	236	11.2
TOTAL	50-50	1340/26.8	190-431	.441	21-94	.223	113-170	.665	78	213	291	5.8	146-6	102	145	52	130	514	10.3

2022-23 GAME-BY-GAME STATS

Opponent	Date	GS	MIN	Total		3-Pointers		Free throws		Rebounds				PF	A	TO	BLK	STL	PTS	AVG
				FG-FGA	PCT	3FG-3FGA	PCT	FT-FTA	PCT	OFF	DEF	TOT	AVG							
Norfolk St.	11/09/2022	*	30:46	1-4	.250	1-3	.333	6-6	1.000	3	5	8	8.0	3	3	6	0	1	9	9.0
Fairfield	11/11/2022	*	28:18	5-8	.625	0-0	.000	1-1	1.000	2	6	8	8.0	1	2	3	1	9	11	10.0
Youngstown St.	11/15/2022	*	37:17	8-14	.571	0-1	.000	5-8	.625	1	8	9	8.3	3	5	3	1	4	21	13.7
Bryant	11/18/2022	*	20:51	5-7	.714	0-0	.000	0-0	.000	3	4	7	8.0	1	4	2	0	3	10	12.8
Syracuse	11/21/2022	*	18:36	1-3	.333	0-1	.000	2-3	.667	2	3	5	7.4	4	0	4	1	1	4	11.0
vs Toledo	11/25/2022	*	19:45	0-3	.000	0-2	.000	3-4	.750	0	4	4	6.8	2	1	5	0	1	3	9.7
vs Fresno St.	11/26/2022	*	20:58	6-11	.545	0-0	.000	0-0	.000	1	3	4	6.4	1	5	1	1	6	12	10.0
Virginia	11/30/2022	*	26:29	2-6	.333	0-1	.000	0-0	.000	0	5	5	6.3	3	3	3	0	3	4	9.3
at Minnesota	12/03/2022	*	39:45	8-10	.800	0-0	.000	2-6	.333	1	2	3	5.9	4	4	2	2	5	18	10.2
Indiana	12/08/2022	*	34:16	5-13	.385	1-5	.200	4-4	1.000	3	5	8	6.1	3	3	2	0	1	15	10.7
West Virginia	12/11/2022	*	27:40	5-10	.500	0-2	.000	5-5	1.000	0	7	7	6.2	5	0	5	4	3	15	11.1
at Drexel	12/18/2022	*	28:17	3-7	.429	2-4	.500	5-6	.833	2	3	5	6.1	5	4	3	1	2	13	11.3
Cornell	12/21/2022	*	22:02	5-9	.556	0-1	.000	3-4	.750	1	4	5	6.0	1	1	6	0	0	13	11.4
Rutgers	12/30/2022	*	28:55	5-14	.357	1-5	.200	3-4	.750	2	2	4	5.9	2	5	2	1	6	14	11.6
at Michigan	01/03/2023	*	16:59	5-8	.625	0-0	.000	0-0	.000	1	2	3	5.7	5	2	3	0	0	10	11.5
Purdue	01/07/2023	*	36:26	6-12	.500	2-4	.500	3-7	.429	4	8	12	6.1	1	4	1	1	7	17	11.8
at Nebraska	01/11/2023	*	22:35	1-10	.100	0-1	.000	1-2	.500	2	3	5	6.0	3	0	3	1	1	3	11.3
at Iowa	01/14/2023	*	32:25	4-10	.400	0-3	.000	8-12	.667	1	4	5	5.9	2	1	6	2	4	16	11.6
Minnesota	01/18/2023	*	27:29	4-11	.364	0-0	.000	0-0	.000	2	8	10	6.2	5	2	6	0	6	8	11.4
Wisconsin	01/22/2023	*	32:09	3-8	.375	1-3	.333	2-4	.500	0	3	3	6.0	3	2	2	2	5	9	11.3
at Rutgers	01/26/2023	*	41:13	4-11	.364	0-2	.000	3-9	.333	2	4	6	6.0	4	5	3	1	3	11	11.2
Totals			21	593:10	.455	8-38	.211	56-85	.659	33	93	126	6.0	61	56	71	19	71	236	11.2

Player Averages

Games Played	Minutes/game	Points/game	FG Pct	3FG Pct	FT Pct	Rebounds/game	Assists/game	Turnovers/game	Assist/Turnover ratio	Steals/game	Blocks/game
21	28.2	11.2	45.5	21.1	65.9	6.0	2.7	3.4	0.8	3.4	0.9

SEASON/CAREER HIGHS

Points	
Season	21, Youngstown St. (11/15/22)
Career	23, at Rutgers (2/13/22)
Big Ten	23, at Rutgers (2/13/22)
Rebounds	
Season	12, Purdue (1/7/23)
Career	13, Rutgers (3/2/22)
Big Ten	12, 3x
Assists	
Season	5, 4x
Career	5, 4x
Big Ten	5, 2x
Steals	
Season	9, Fairfield (11/11/22)
Career	9, Fairfield (11/11/22)
Big Ten	7, Purdue (1/7/23)
Blocks	
Season	4, West Virginia (12/11/22)
Career	4, 2x
Big Ten	3, Maryland (1/30/22)
Field Goals Made	
Season	8, 2x
Career	9, 2x
Big Ten	9, at Rutgers (2/13/22)
3-Point Field Goals Made	
Season	2, 2x
Career	2, 3x
Big Ten	2, Purdue (1/7/23)
Free Throws Made	
Season	8, at Iowa (1/14/23)
Career	9, Rutgers (3/2/22)
Big Ten	8, at Iowa (1/14/23)
Minutes	
Season	41, at Rutgers (1/26/23)
Career	41, at Rutgers (1/26/23)
Big Ten	41, at Rutgers (1/26/23)
Career	
10-point games	30
20-point games	3
Double-Doubles	4

10 Chanaya Pinto

F • 6-1 • Sr.

Maputo, Mozambique • Escola Secundaria de Carcavelos

Oregon • Northwest Florida State College

Major: Sociology



CAREER STATS

SEASON	TEAM	GP-GS		MIN/AVG		Field Goals		3-Point		F-Throws		Rebounds				Scoring				
						FG-FGA	FG%	3FG-3FGA	3FG%	FT-FTA	FT%	OFF	DEF	TOT	AVG	PF-FO	A	TO	BLK	STL
2021-22	Oregon	30-0	343/11.4	30-64	.469	5-14	.357	21-38	.553	20	53	73	2.4	39-1	19	22	0	18	86	2.9
2022-23	PSU	20-13	419/20.9	39-84	.464	4-22	.182	26-40	.650	34	49	83	4.2	45-1	32	35	1	27	108	5.4
TOTAL FOR PSU		20-13	419/20.9	39-84	.464	4-22	.182	26-40	.650	34	49	83	4.2	45-1	32	35	1	27	108	5.4
TOTAL		50-13	762/15.2	69-148	.466	9-36	.250	47-78	.603	54	102	156	3.1	84-2	51	57	1	45	194	3.9

2022-23 GAME-BY-GAME STATS

Opponent	Date	GS	MIN	Total		3-Pointers		Free throws		Rebounds				PF A TO BLK STL				PTS	AVG		
				FG-FGA	PCT	3FG-3FGA	PCT	FT-FTA	PCT	OFF	DEF	TOT	AVG								
Norfolk St.	11/09/2022		16:18	0-3	.000	0-2	.000	3-6	.500	1	3	4	4.0	2	0	5	0	0	3	3.0	
Fairfield	11/11/2022		10:05	0-1	.000	0-0	.000	2-2	1.000	2	0	2	3.0	0	1	2	0	0	2	2.5	
Youngstown St.	11/15/2022		11:08	1-3	.333	0-0	.000	1-2	.500	4	1	5	3.7	3	0	2	0	0	3	2.7	
Bryant	11/18/2022		14:55	2-3	.667	0-0	.000	2-3	.667	1	3	4	3.8	0	4	0	0	1	6	3.5	
Syracuse	11/21/2022		18:25	5-7	.714	1-1	1.000	1-2	.500	2	5	7	4.4	1	0	0	0	0	12	5.2	
vs Toledo	11/25/2022	*	27:59	5-9	.556	2-4	.500	1-1	1.000	3	3	6	4.7	2	0	3	0	3	13	6.5	
vs Fresno St.	11/26/2022	*	07:36	1-2	.500	0-1	.000	1-1	1.000	0	1	1	4.1	2	0	1	0	1	3	6.0	
at Minnesota	12/03/2022	*	45:12	4-8	.500	0-2	.000	3-4	.750	2	6	8	4.6	2	2	3	0	1	11	6.6	
Indiana	12/08/2022		17:33	3-5	.600	0-0	.000	1-2	.500	1	0	1	4.2	1	1	1	0	1	7	6.7	
West Virginia	12/11/2022	*	23:41	2-4	.500	1-1	1.000	1-2	.500	3	5	8	4.6	0	1	0	0	2	6	6.6	
at Drexel	12/18/2022	*	35:04	1-4	.250	0-2	.000	3-5	.600	4	3	7	4.8	5	3	1	1	1	5	6.5	
Cornell	12/21/2022	*	23:07	3-4	.750	0-0	.000	2-2	1.000	3	3	6	4.9	1	7	2	0	5	8	6.6	
Rutgers	12/30/2022	*	23:03	4-6	.667	0-1	.000	0-0	.000	0	2	2	4.7	2	3	2	0	2	8	6.7	
at Michigan	01/03/2023	*	16:38	2-6	.333	0-2	.000	0-0	.000	0	1	1	4.4	3	3	1	0	1	4	6.5	
Purdue	01/07/2023	*	24:39	1-3	.333	0-1	.000	0-0	.000	2	2	4	4.4	4	1	0	0	1	2	6.2	
at Nebraska	01/11/2023	*	26:25	0-3	.000	0-2	.000	3-4	.750	2	3	5	4.4	3	2	3	0	6	3	6.0	
at Iowa	01/14/2023	*	18:22	0-2	.000	0-1	.000	0-0	.000	2	2	4	4.4	4	0	4	0	0	0	5.6	
Minnesota	01/18/2023	*	23:08	2-4	.500	0-1	.000	0-0	.000	1	0	1	4.2	4	0	3	0	1	4	5.6	
Wisconsin	01/22/2023	*	19:37	2-4	.500	0-1	.000	2-4	.500	1	2	3	4.2	2	1	2	0	0	6	5.6	
at Rutgers	01/26/2023		15:57	1-3	.333	0-0	.000	0-0	.000	0	4	4	4.2	4	3	0	0	1	2	5.4	
Totals			13	418:53	39-84	.464	4-22	.182	26-40	.650	34	49	83	4.2	45	32	35	1	27	108	5.4

Player Averages

Games Played	Minutes/game	Points/game	FG Pct	3FG Pct	FT Pct	Rebounds/game	Assists/game	Turnovers/game	Assist/Turnover ratio	Steals/game	Blocks/game
20	20.9	5.4	46.4	18.2	65.0	4.2	1.6	1.8	0.9	1.4	0.1

SEASON/CAREER HIGHS	
Points	
Season	13, Toledo (11/25/22)
Career	13, Toledo (11/25/22)
Big Ten	11, at Minnesota (12/3/22)
Rebounds	
Season	8, 2x
Career	9, vs. Dixie State (11/14/21)*
Big Ten	8, at Minnesota (12/3/22)
Assists	
Season	7, Cornell (12/21/22)
Career	7, Cornell (12/21/22)
Big Ten	3, 3x
Steals	
Season	6, at Nebraska (1/11/23)
Career	6, at Nebraska (1/11/23)
Big Ten	6, at Nebraska (1/11/23)
Blocks	
Season	1, at Drexel (12/18/22)
Career	1, at Drexel (12/18/22)
Big Ten	1, at Drexel (12/18/22)
Field Goals Made	
Season	5, 2x
Career	5, 2x
Big Ten	4, 2x
3-Point Field Goals Made	
Season	2, Toledo (11/25/22)
Career	2, 2x
Big Ten	-
Free Throws Made	
Season	3, 4x
Career	4, 2x*
Big Ten	3, 2x
Minutes	
Season	45, at Minnesota (12/3/22)
Career	45, at Minnesota (12/3/22)
Big Ten	45, at Minnesota (12/3/22)
Career	
10-point games	6 (3 at PSU)
20-point games	-
Double-Doubles	-

*At Oregon (2021-22)

11 Anna Camden

F • 6-3 • Sr.
 Downingtown, Pa. • The Shipley School
 Major: Broadcast Journalism



CAREER STATS

SEASON TEAM	GP-GS	MIN/AVG	Field Goals		3-Point		F-Throws		Rebounds				Scoring						
			FG-FGA	FG%	3FG-3FGA	3FG%	FT-FTA	FT%	OFF	DEF	TOT	AVG	PF-FO	A	TO	BLK	STL	PTS	AVG
2019-20 PSU	30-8	492/16.4	52-136	.382	39-106	.368	5-6	.833	19	40	59	2.0	30-0	11	15	14	13	148	4.9
2020-21 PSU	24-23	584/24.3	72-181	.398	24-90	.267	18-21	.857	31	47	78	3.3	54-0	21	35	12	25	186	7.8
2021-22 PSU	29-20	660/22.8	68-176	.386	29-88	.330	11-15	.733	31	112	143	4.9	62-2	27	34	28	28	176	6.1
2022-23 PSU	20-5	303/15.1	17-61	.279	14-48	.292	4-6	.667	4	17	21	1.1	21-0	16	16	6	14	52	2.6
TOTAL	103-56	2039/19.8	209-554	.377	106-332	.319	38-48	.792	85	216	301	2.9	167-2	75	100	60	80	562	5.5

2022-23 GAME-BY-GAME STATS

Opponent	Date	GS	MIN	Total		3-Pointers		Free throws		Rebounds				PF	A	TO	BLK	STL	PTS	AVG	
				FG-FGA	PCT	3FG-3FGA	PCT	FT-FTA	PCT	OFF	DEF	TOT	AVG								
Norfolk St.	11/09/2022	*	25:40	2-9	.222	2-9	.222	0-2	.000	2	0	2	2.0	3	1	3	1	0	6	6.0	
Fairfield	11/11/2022	*	18:59	0-1	.000	0-0	.000	0-0	.000	1	1	2	2.0	1	0	2	0	1	0	3.0	
Youngstown St.	11/15/2022	*	15:47	2-2	1.000	1-1	1.000	0-0	.000	0	0	0	1.3	0	1	0	0	5	3.7		
Bryant	11/18/2022	*	20:51	0-4	.000	0-3	.000	0-0	.000	0	1	1	1.3	0	4	0	0	2	2.8		
Syracuse	11/21/2022		13:27	2-5	.400	2-5	.400	0-0	.000	0	1	1	1.2	1	1	1	0	0	6	3.4	
vs Toledo	11/25/2022		17:38	0-2	.000	0-2	.000	0-0	.000	0	1	1	1.2	2	0	1	0	0	2.8		
vs Fresno St.	11/26/2022	*	16:04	0-2	.000	0-2	.000	2-2	1.000	0	2	2	1.3	1	0	0	0	3	2.7		
Virginia	11/30/2022		13:55	1-4	.250	1-3	.333	0-0	.000	0	2	2	1.4	1	0	0	1	0	3	2.8	
at Minnesota	12/03/2022		08:14	0-2	.000	0-0	.000	0-0	.000	0	0	0	1.2	1	1	0	0	0	2.4		
Indiana	12/08/2022		07:26	0-3	.000	0-3	.000	0-0	.000	1	0	1	1.2	0	0	1	0	0	2.2		
West Virginia	12/11/2022		16:41	0-1	.000	0-1	.000	0-0	.000	0	2	2	1.3	1	1	2	1	0	2.0		
at Drexel	12/18/2022		06:15	0-1	.000	0-0	.000	0-0	.000	0	0	0	1.2	0	1	2	0	0	1.8		
Cornell	12/21/2022		21:04	2-4	.500	2-3	.667	0-0	.000	0	2	2	1.2	0	2	1	0	1	6	2.2	
Rutgers	12/30/2022		16:57	3-4	.750	2-3	.667	0-0	.000	0	0	0	1.1	2	1	0	1	2	8	2.6	
at Michigan	01/03/2023		22:19	1-5	.200	1-4	.250	0-0	.000	0	2	2	1.2	1	1	0	0	1	3	2.6	
Purdue	01/07/2023		16:25	3-6	.500	2-3	.667	0-0	.000	0	0	0	1.1	0	0	0	0	1	8	2.9	
at Nebraska	01/11/2023		11:49	1-2	.500	1-2	.500	0-0	.000	0	1	1	1.1	0	1	0	0	1	3	2.9	
at Iowa	01/14/2023		19:53	0-2	.000	0-2	.000	2-2	1.000	0	2	2	1.2	4	1	3	2	1	2	2.9	
Minnesota	01/18/2023		08:32	0-0	.000	0-0	.000	0-0	.000	0	0	0	1.1	2	0	0	0	1	0	2.7	
Wisconsin	01/22/2023		04:57	0-2	.000	0-2	.000	0-0	.000	0	0	0	1.1	1	0	0	0	0	2.6		
Totals			5	302:53	17-61	.279	14-48	.292	4-6	.667	4	17	21	1.1	21	16	16	6	14	52	2.6

Player Averages

Games Played	Minutes/game	Points/game	FG Pct	3FG Pct	FT Pct	Rebounds/game	Assists/game	Turnovers/game	Assist/Turnover ratio	Steals/game	Blocks/game
20	15.1	2.6	27.9	29.2	66.7	1.1	0.8	0.8	1.0	0.7	0.3

SEASON/CAREER HIGHS

Points
 Season 8, 2x
 Career 18, at Iowa (2/18/21)
 Big Ten 18, at Iowa (2/18/21)

Rebounds
 Season 2, 8x
 Career 10, 2x
 Big Ten 8, 3x

Assists
 Season 4, Bryant (11/18/22)
 Career 3, 5x
 Big Ten 3, 3x

Steals
 Season 3, Fresno St. (11/26/22)
 Career 4, 2x
 Big Ten 4, 2x

Blocks
 Season 2, at Iowa (1/14/23)
 Career 7, at Michigan St. (2/21/22)
 Big Ten 7, at Michigan St. (2/21/22)

Field Goals Made
 Season 3, Purdue (1/7/23)
 Career 8, at Iowa (2/18/21)
 Big Ten 8, at Iowa (2/18/21)

3-Point Field Goals Made
 Season 2, 5x
 Career 4, 3x
 Big Ten 4, at Rutgers (3/2/21)


Free Throws Made
 Season 2, 2x
 Career 4, Purdue (12/20/20)
 Big Ten 4, Purdue (12/20/20)

Minutes
 Season 26, Norfolk State (11/9/22)
 Career 35, 2x
 Big Ten 35, at Iowa (2/18/21)

Career
 10-point games 17
 20-point games -
 Double-Doubles 2

12 Kayla Thomas

F • 6-3 • So.
 Beltsville, Md. • Emerge Christian Academy
 Major: Criminology



CAREER STATS

SEASON	TEAM	GP-GS	MIN/AVG	Field Goals		3-Point		F-Throws		Rebounds				Scoring						
				FG-FGA	FG%	3FG-3FGA	3FG%	FT-FTA	FT%	OFF	DEF	TOT	AVG	PF	FO	A	TO	BLK	STL	PTS
2021-22	PSU	18-0	137/7.6	13-29	.448	0-0	.000	6-8	.750	13	12	25	1.4	13-0	3	11	5	4	32	1.8
2022-23	PSU	9-0	35/3.9	2-5	.400	0-0	.000	5-6	.833	4	4	8	0.9	7-0	1	4	1	0	9	1.0
TOTAL		27-0	172/6.4	15-34	.441	0-0	.000	11-14	.786	17	16	33	1.2	20-0	4	15	6	4	41	1.5

2022-23 GAME-BY-GAME STATS

Opponent	Date	GS	MIN	Total		3-Pointers		Free throws		Rebounds				PF	A	TO	BLK	STL	PTS	AVG	
				FG-FGA	PCT	3FG-3FGA	PCT	FT-FTA	PCT	OFF	DEF	TOT	AVG								
Fairfield	11/11/2022		01:31	0-0	.000	0-0	.000	0-0	.000	0	0	0	0.0	1	0	0	0	0	0	0.0	
Bryant	11/18/2022		05:22	0-1	.000	0-0	.000	3-4	.750	1	1	2	1.0	1	0	1	1	0	3	1.5	
vs Fresno St.	11/26/2022		04:49	0-0	.000	0-0	.000	0-0	.000	0	0	0	0.7	2	0	1	0	0	0	1.0	
Virginia	11/30/2022		01:12	0-0	.000	0-0	.000	0-0	.000	0	0	0	0.5	0	0	1	0	0	0	0.8	
Cornell	12/21/2022		07:05	1-2	.500	0-0	.000	0-0	.000	1	0	1	0.6	1	1	0	0	0	2	1.0	
Rutgers	12/30/2022		03:10	0-0	.000	0-0	.000	2-2	1.000	0	1	1	0.7	2	0	0	0	0	2	1.2	
at Nebraska	01/11/2023		06:48	1-1	1.000	0-0	.000	0-0	.000	1	1	2	0.9	0	0	1	0	0	2	1.3	
at Iowa	01/14/2023		03:42	0-1	.000	0-0	.000	0-0	.000	1	1	2	1.0	0	0	0	0	0	1.1		
Minnesota	01/18/2023		01:34	0-0	.000	0-0	.000	0-0	.000	0	0	0	0.9	0	0	0	0	0	1.0		
Totals			0	35:13	2-5	.400	0-0	.000	5-6	.833	4	4	8	0.9	7	1	4	1	0	9	1.0

SEASON/CAREER HIGHS

Points
 Season 3, 2x
 Career 8, at Purdue (2/9/22)
 Big Ten 8, at Purdue (2/9/22)

Rebounds
 Season 2, 2x
 Career 4, 2x
 Big Ten 4, at Nebraska (2/3/22)

Assists
 Season 1, Cornell (12/21/22)
 Career 1, 4x
 Big Ten 1, 2x

Steals
 Season -
 Career 1, 4x
 Big Ten 1, 3x

Blocks
 Season 1, Bryant (11/18/22)
 Career 1, 5x
 Big Ten 1, 3x

Field Goals Made
 Season 1, 2x
 Career 3, 2x
 Big Ten 3, 2x

3-Point Field Goals Made
 Season -
 Career -
 Big Ten -

Free Throws Made
 Season 3, Bryant (11/18/22)
 Career 3, 2x
 Big Ten 3, at Maryland (1/6/22)

Minutes
 Season 7, 2x
 Career 16, vs. Maryland (1/30/22)
 Big Ten 16, vs. Maryland (1/30/22)

Career
 10-point games -
 20-point games -
 Double-Doubles -

Player Averages

Games Played	Minutes/ game	Points/ game	FG Pct	3FG Pct	FT Pct	Rebounds/ game	Assists/ game	Turnovers/ game	Assist/Turnover ratio	Steals/ game	Blocks/ game
9	3.9	1.0	40.0	0.0	83.3	0.9	0.1	0.4	0.3	0.0	0.1

20 Makenna Marisa

G • 5-11 • Sr.
 McMurray, Pa. • Peters Township
 Major: Elementary and Early Childhood Education



CAREER STATS

SEASON TEAM	GP-GS	MIN/AVG	Field Goals		3-Point		F-Throws		Rebounds				Scoring						
			FG-FGA	FG%	3FG-3FGA	3FG%	FT-FTA	FT%	OFF	DEF	TOT	AVG	PF-FO	A	TO	BLK	STL	PTS	AVG
2019-20 PSU	30-29	979/32.6	95-280	.339	39-121	.322	48-57	.842	35	99	134	4.5	71-2	66	75	9	38	277	9.2
2020-21 PSU	24-24	765/31.9	120-312	.385	29-95	.305	53-64	.828	30	89	119	5.0	51-2	121	63	4	25	322	13.4
2021-22 PSU	29-29	1039/35.8	224-523	.428	59-173	.341	138-165	.836	20	103	123	4.2	61-2	123	105	7	47	645	22.2
2022-23 PSU	21-21	739/35.2	136-336	.405	45-117	.385	65-84	.774	20	69	89	4.2	37-1	90	59	6	43	382	18.2
TOTAL	104-103	3523/33.9	575-1451	.396	172-506	.340	304-370	.822	105	360	465	4.5	220-7	400	302	26	153	1626	15.6

2022-23 GAME-BY-GAME STATS

Opponent	Date	GS	MIN	Total		3-Pointers		Free throws		Rebounds				PF	A	TO	BLK	STL	PTS	AVG	
				FG-FGA	PCT	3FG-3FGA	PCT	FT-FTA	PCT	OFF	DEF	TOT	AVG								
Norfolk St.	11/09/2022	*	39:02	8-16	.500	2-4	.500	6-8	.750	3	8	11	11.0	2	4	4	1	1	24	24.0	
Fairfield	11/11/2022	*	33:39	5-10	.500	0-0	.000	4-5	.800	1	3	4	7.5	2	10	5	0	3	14	19.0	
Youngstown St.	11/15/2022	*	38:05	9-22	.409	2-4	.500	1-2	.500	2	3	5	6.7	2	4	6	0	2	21	19.7	
Bryant	11/18/2022	*	19:29	6-8	.750	3-5	.600	2-2	1.000	1	1	2	5.5	1	0	3	0	5	17	19.0	
Syracuse	11/21/2022	*	38:14	8-21	.381	1-4	.250	5-5	1.000	3	5	8	6.0	0	7	2	0	3	22	19.6	
vs Toledo	11/25/2022	*	37:29	7-14	.500	0-1	.000	0-0	.000	0	4	4	5.7	2	3	2	0	1	14	18.7	
vs Fresno St.	11/26/2022	*	22:29	2-13	.154	0-4	.000	2-2	1.000	1	2	3	5.3	1	5	1	0	1	6	16.9	
Virginia	11/30/2022	*	25:12	6-12	.500	3-7	.429	1-2	.500	0	2	2	4.9	3	1	1	0	0	16	16.8	
at Minnesota	12/03/2022	*	49:29	13-21	.619	7-10	.700	1-2	.500	0	4	4	4.8	3	6	4	2	2	34	18.7	
Indiana	12/08/2022	*	40:00	5-18	.278	1-5	.200	1-2	.500	2	5	7	5.0	2	4	1	0	2	12	18.0	
West Virginia	12/11/2022	*	33:02	4-10	.400	1-4	.250	0-2	.000	1	3	4	4.9	2	5	3	0	2	9	17.2	
at Drexel	12/18/2022	*	44:49	10-16	.625	7-10	.700	1-2	.500	1	2	3	4.8	3	5	6	0	1	28	18.1	
Cornell	12/21/2022	*	26:49	3-10	.300	1-3	.333	5-6	.833	0	1	1	4.5	2	3	2	1	2	12	17.6	
Rutgers	12/30/2022	*	33:38	11-22	.500	4-9	.444	6-7	.857	1	4	5	4.5	1	3	2	1	1	32	18.6	
at Michigan	01/03/2023	*	40:00	5-14	.357	2-6	.333	2-2	1.000	1	5	6	4.6	3	3	2	1	4	14	18.3	
Purdue	01/07/2023	*	38:10	8-23	.348	3-6	.500	5-6	.833	2	6	8	4.8	2	6	4	0	1	24	18.7	
at Nebraska	01/11/2023	*	31:46	5-19	.263	1-8	.125	3-4	.750	0	1	1	4.6	0	3	4	0	3	14	18.4	
at Iowa	01/14/2023	*	33:01	2-13	.154	0-4	.000	1-2	.500	0	4	4	4.6	1	1	2	0	1	5	17.7	
Minnesota	01/18/2023	*	37:26	7-19	.368	1-6	.167	10-13	.769	0	0	0	4.3	0	4	3	0	3	25	18.1	
Wisconsin	01/22/2023	*	39:07	4-15	.267	2-7	.286	5-6	.833	1	2	3	4.3	0	8	2	0	5	15	17.9	
at Rutgers	01/26/2023	*	38:19	8-20	.400	4-10	.400	4-4	1.000	0	4	4	4.2	5	5	0	0	0	24	18.2	
Totals			21	739:16	136-336	.405	45-117	.385	65-84	.774	20	69	89	4.2	37	90	59	6	43	382	18.2

Player Averages

Games Played	Minutes/game	Points/game	FG Pct	3FG Pct	FT Pct	Rebounds/game	Assists/game	Turnovers/game	Assist/Turnover ratio	Steals/game	Blocks/game
21	35.2	18.2	40.5	38.5	77.4	4.2	4.3	2.8	1.5	2.0	0.3

SEASON/CAREER HIGHS

Points
 Season 34, at Minnesota (12/3/22)
 Career 34, at Minnesota (12/3/22)
 Big Ten 34, at Minnesota (12/3/22)

Rebounds
 Season 11, Norfolk State (11/9/22)
 Career 11, 2x
 Big Ten 10, at Iowa (2/18/21)

Assists
 Season 10, Fairfield (11/11/22)
 Career 11, vs. Delaware State (11/16/21)
 Big Ten 10, vs. Illinois (1/16/22)

Steals
 Season 5, 2x
 Career 10, vs. Delaware State (11/16/21)
 Big Ten 5, Wisconsin (1/22/23)

Blocks
 Season 2, at Minnesota (12/3/22)
 Career 2, 2x
 Big Ten 2, 2x

Field Goals Made
 Season 13, at Minnesota (12/3/22)
 Career 13, at Minnesota (12/3/22)
 Big Ten 13, at Minnesota (12/3/22)

3-Point Field Goals Made
 Season 7, 2x
 Career 7, 2x
 Big Ten 7, at Minnesota (12/3/22)


Free Throws Made
 Season 10, Minnesota (1/18/22)
 Career 14, at Michigan St. (2/21/22)
 Big Ten 14, at Michigan St. (2/21/22)

Minutes
 Season 49, at Minnesota (12/3/22)
 Career 49, at Minnesota (12/3/22)
 Big Ten 49, at Minnesota (12/3/22)

Career
 10-point games 75
 20-point games 33
 30-point games 7
 Double-Doubles 4
 Triple-Doubles 1

22 Alli Campbell

G • 6-1 • R-So.
 Altoona, Pa. • Bellwood-Antis • Notre Dame
 Major: Communications



CAREER STATS

SEASON	TEAM	GP-GS	MIN/AVG	Field Goals		3-Point		F-Throws		Rebounds				Scoring						
				FG-FGA	FG%	3FG-3FGA	3FG%	FT-FTA	FT%	OFF	DEF	TOT	AVG	PF-FO	A	TO	BLK	STL	PTS	AVG
2020-21	ND	6-0	73/12.2	5-9	.556	1-3	.333	2-4	.500	2	8	10	1.7	5-0	2	2	4	2	13	2.2
2022-23	PSU	10-1	171/17.1	16-40	.400	7-20	.350	0-0	.000	4	13	17	1.7	11-0	15	11	0	16	39	3.9
TOTAL FOR PSU		10-1	171/17.1	16-40	.400	7-20	.350	0-0	.000	4	13	17	1.7	11-0	15	11	0	16	39	3.9
TOTAL		16-1	245/15.3	21-49	.429	8-23	.348	2-4	.500	6	21	27	1.7	16-0	17	13	4	18	52	3.3

2022-23 GAME-BY-GAME STATS

Opponent	Date	GS	MIN	Total		3-Pointers		Free throws		Rebounds				PF	A	TO	BLK	STL	PTS	AVG	
				FG-FGA	PCT	3FG-3FGA	PCT	FT-FTA	PCT	OFF	DEF	TOT	AVG								
Norfolk St.	11/09/2022		11:47	0-2	.000	0-1	.000	0-0	.000	0	0	0	0.0	0	0	0	0	0	0	0.0	
Fairfield	11/11/2022		19:13	5-7	.714	3-5	.600	0-0	.000	0	1	1	0.5	1	1	1	0	0	13	6.5	
Youngstown St.	11/15/2022		12:22	0-1	.000	0-0	.000	0-0	.000	0	1	1	0.7	2	1	2	0	1	0	4.3	
Bryant	11/18/2022		17:09	1-8	.125	0-3	.000	0-0	.000	1	3	4	1.5	0	1	4	0	2	2	3.8	
Syracuse	11/21/2022		25:25	1-3	.333	0-2	.000	0-0	.000	1	3	4	2.0	2	5	0	0	4	2	3.4	
vs Toledo	11/25/2022		07:26	0-1	.000	0-0	.000	0-0	.000	0	1	1	1.8	3	0	2	0	0	0	2.8	
vs Fresno St.	11/26/2022		15:27	2-3	.667	1-1	1.000	0-0	.000	0	0	0	1.6	0	2	1	0	6	5	3.1	
Virginia	11/30/2022		27:14	4-6	.667	1-2	.500	0-0	.000	1	2	3	1.8	1	2	1	0	0	9	3.9	
at Minnesota	12/03/2022		04:41	0-1	.000	0-1	.000	0-0	.000	0	1	1	1.7	0	0	0	0	0	0	3.4	
Indiana	12/08/2022	*	30:30	3-8	.375	2-5	.400	0-0	.000	1	1	2	1.7	2	3	0	0	3	8	3.9	
Totals			1	171:14	16-40	.400	7-20	.350	0-0	.000	4	13	17	1.7	11	15	11	0	16	39	3.9

SEASON/CAREER HIGHS

Points	
Season	13, Fairfield (11/11/22)
Career	13, Fairfield (11/11/22)
Big Ten	8, Indiana (12/8/22)
Rebounds	
Season	4, 2x
Career	4, 2x*
Big Ten	2, Indiana (12/8/22)
Assists	
Season	5, Syracuse (11/21/22)
Career	5, Syracuse (11/21/22)
Big Ten	3, Indiana (12/8/22)
Steals	
Season	6, Fresno St. (11/26/22)
Career	6, Fresno St. (11/26/22)
Big Ten	3, Indiana (12/8/22)
Blocks	
Season	-
Career	2, 2x*
Big Ten	-
Field Goals Made	
Season	5, Fairfield (11/11/22)
Career	5, Fairfield (11/11/22)
Big Ten	3, Indiana (12/8/22)
3-Point Field Goals Made	
Season	3, Fairfield (11/11/22)
Career	3, Fairfield (11/11/22)
Big Ten	2, Indiana (12/8/22)
Free Throws Made	
Season	-
Career	1, 2x*
Big Ten	-
Minutes	
Season	31, Indiana (12/8/22)
Career	31, Indiana (12/8/22)
Big Ten	31, Indiana (12/8/22)
Career	
10-point games	1
20-point games	-
Double-Doubles	-

*Includes at Notre Dame (2020-21)

Player Averages

Games Played	Minutes/ game	Points/ game	FG Pct	3FG Pct	FT Pct	Rebounds/ game	Assists/ game	Turnovers/ game	Assist/Turnover ratio	Steals/ game	Blocks/ game
10	17.1	3.9	40.0	35.0	0.0	1.7	1.5	1.1	1.4	1.6	0.0

23 Taniyah Thompson

G • 5-11 • Sr.
Hamden, Conn. • Hamden • ECU
Major: Communications



CAREER STATS

SEASON	TEAM	GP-GS	MIN/AVG	Field Goals		3-Point		F-Throws		Rebounds				Scoring						
				FG-FGA	FG%	3FG-3FGA	3FG%	FT-FTA	FT%	OFF	DEF	TOT	AVG	PF-FO	A	TO	BLK	STL	PTS	AVG
2019-20	ECU	30-30	1045/34.8	162-501	.323	42-164	.256	46-67	.687	57	41	98	3.3	63-0	31	78	1	57	412	13.7
2020-21	ECU	22-22	669/30.4	105-300	.350	25-97	.258	28-43	.651	33	30	63	2.9	25-0	18	33	2	28	263	12.0
2021-22	ECU	29-29	929/32.0	199-500	.398	47-147	.320	91-116	.784	49	77	126	4.3	40-0	36	64	0	43	536	18.5
2022-23	PSU	21-2	427/20.4	70-150	.467	16-39	.410	23-30	.767	15	29	44	2.1	31-0	12	23	0	22	179	8.5
TOTAL FOR PSU		21-2	427/20.4	70-150	.467	16-39	.410	23-30	.767	15	29	44	2.1	31-0	12	23	0	22	179	8.5
TOTAL		102-83	3070/30.1	536-1451	.369	130-447	.291	188-256	.734	154	177	331	3.2	159-0	97	198	3	150	1390	13.6

2022-23 GAME-BY-GAME STATS

Opponent	Date	GS	MIN	Total		3-Pointers		Free throws		Rebounds				PF A TO BLK STL				PTS	AVG	
				FG-FGA	PCT	3FG-3FGA	PCT	FT-FTA	PCT	OFF	DEF	TOT	AVG	PF	A	TO	BLK			STL
Norfolk St.	11/09/2022	*	28:58	5-11	.455	2-6	.333	3-3	1.000	0	2	2	2.0	0	1	2	0	3	15	15.0
Fairfield	11/11/2022		18:58	2-5	.400	0-0	.000	2-2	1.000	1	3	4	3.0	3	0	2	0	1	6	10.5
Youngstown St.	11/15/2022		18:17	1-1	1.000	0-0	.000	0-0	.000	0	1	1	2.3	2	0	3	0	0	2	7.7
Bryant	11/18/2022		18:03	3-11	.273	0-1	.000	2-2	1.000	1	6	7	3.5	0	0	2	0	0	8	7.8
Syracuse	11/21/2022		08:06	1-3	.333	0-0	.000	0-0	.000	0	1	1	3.0	1	0	1	0	0	2	6.6
vs Toledo	11/25/2022		10:45	1-2	.500	0-0	.000	0-0	.000	1	1	2	2.8	0	1	1	0	1	2	5.8
vs Fresno St.	11/26/2022		19:40	4-7	.571	0-0	.000	1-4	.250	0	1	1	2.6	2	1	0	0	0	9	6.3
Virginia	11/30/2022		20:18	3-11	.273	1-5	.200	0-0	.000	0	0	0	2.3	1	1	0	0	0	7	6.4
at Minnesota	12/03/2022		16:49	4-8	.500	1-3	.333	0-0	.000	2	1	3	2.3	3	1	1	0	1	9	6.7
Indiana	12/08/2022		01:04	0-0	.000	0-0	.000	0-0	.000	0	0	0	2.1	0	0	0	0	0	0	6.0
West Virginia	12/11/2022		21:46	6-11	.545	1-2	.500	0-0	.000	1	1	2	2.1	0	1	0	0	2	13	6.6
at Drexel	12/18/2022		19:14	2-4	.500	0-0	.000	1-2	.500	0	0	0	1.9	4	0	1	0	0	5	6.5
Cornell	12/21/2022		21:02	4-8	.500	1-2	.500	0-0	.000	0	1	1	1.8	3	2	3	0	5	9	6.7
Rutgers	12/30/2022		24:34	4-9	.444	1-2	.500	2-3	.667	1	0	1	1.8	0	0	1	0	1	11	7.0
at Michigan	01/03/2023		28:44	3-7	.429	2-3	.667	2-2	1.000	0	3	3	1.9	2	0	0	0	1	10	7.2
Purdue	01/07/2023		21:08	2-5	.400	0-1	.000	2-2	1.000	0	2	2	1.9	1	0	0	0	0	6	7.1
at Nebraska	01/11/2023		23:32	4-9	.444	1-3	.333	2-4	.500	1	1	2	1.9	2	0	1	0	1	11	7.4
at Iowa	01/14/2023		19:30	5-9	.556	0-1	.000	3-3	1.000	3	0	3	1.9	3	1	1	0	1	13	7.7
Minnesota	01/18/2023		16:11	2-5	.400	0-1	.000	0-0	.000	0	1	1	1.9	2	1	3	0	2	4	7.5
Wisconsin	01/22/2023		29:16	10-13	.769	5-6	.833	2-2	1.000	1	0	1	1.9	0	0	1	0	2	27	8.5
at Rutgers	01/26/2023	*	41:32	4-11	.364	1-3	.333	1-1	1.000	3	4	7	2.1	2	2	0	0	1	10	8.5
Totals		2	427:26	70-150	.467	16-39	.410	23-30	.767	15	29	44	2.1	31	12	23	0	22	179	8.5

Player Averages

Games Played	Minutes/ game	Points/ game	FG Pct	3FG Pct	FT Pct	Rebounds/ game	Assists/ game	Turnovers/ game	Assist/Turnover ratio	Steals/ game	Blocks/ game
21	20.4	8.5	46.7	41.0	76.7	2.1	0.6	1.1	0.5	1.0	0.0

SEASON/CAREER HIGHS	
Points	
Season	27, Wisconsin (1/22/23)
Career	31, at UNCW (12/19/21)*
Big Ten	27, Wisconsin (1/22/23)
Rebounds	
Season	7, 2x
Career	8, 2x*
Big Ten	7, at Rutgers (1/26/23)
Assists	
Season	2, 2x
Career	4, vs. Coppin State (11/23/21)*
Big Ten	2, at Rutgers (1/26/23)
Steals	
Season	5, Cornell (12/21/22)
Career	5, Cornell (12/21/22)
Big Ten	2, 2x
Blocks	
Season	-
Career	1, 3x*
Big Ten	-
Field Goals Made	
Season	10, Wisconsin (1/22/23)
Career	13, at UNCW (12/19/21)*
Big Ten	10, Wisconsin (1/22/23)
3-Point Field Goals Made	
Season	5, Wisconsin (1/22/23)
Career	6, at High Point (11/12/21)*
Big Ten	5, Wisconsin (1/22/23)
Free Throws Made	
Season	3, 2x
Career	13, at UNCW (12/19/21)*
Big Ten	3, at Iowa (1/14/23)
Minutes	
Season	42, at Rutgers (1/26/23)
Career	42, at Rutgers (1/26/23)
Big Ten	42, at Rutgers (1/26/23)
Career	
10-point games	70 (8 at PSU)
20-point games	21 (1 at PSU)

*At East Carolina (2019-22)

24 Alexa Williamson

F • 6-2 • Gr.
Houston, Pa. • Chartiers-Houston • Temple
Graduate Program: Organization Development



CAREER STATS

SEASON	TEAM	GP-GS	MIN/AVG	Field Goals		3-Point		F-Throws		Rebounds				Scoring						
				FG-FGA	FG%	3FG-3FGA	3FG%	FT-FTA	FT%	OFF	DEF	TOT	AVG	PF-FO	A	TO	BLK	STL	PTS	AVG
2018-19	Temple	25-7	377/15.1	47-114	.412	0-0	.000	24-39	.615	37	58	95	3.8	51-0	5	19	13	19	118	4.7
2019-20	Temple	30-24	560/18.7	72-173	.416	0-1	.000	41-66	.621	48	86	134	4.5	82-1	9	35	17	19	185	6.2
2020-21	Temple	21-21	570/27.1	101-206	.490	0-0	.000	61-104	.587	48	93	141	6.7	65-1	12	49	26	21	263	12.5
2021-22	Temple	27-17	544/20.1	85-192	.443	0-0	.000	52-80	.650	57	78	135	5.0	68-4	7	29	37	23	222	8.2
2022-23	PSU	21-16	399/19.0	56-118	.475	0-0	.000	23-37	.622	33	48	81	3.9	44-0	14	26	7	16	135	6.4
TOTAL FOR PSU		21-16	399/19.0	56-118	.475	0-0	.000	23-37	.622	33	48	81	3.9	44-0	14	26	7	16	135	6.4
TOTAL		124-85	2450/19.8	361-803	.450	0-1	.000	201-326	.617	223	363	586	4.7	310-6	47	158	100	98	923	7.4

2022-23 GAME-BY-GAME STATS

Opponent	Date	GS	MIN	Total		3-Pointers		Free throws		Rebounds				PF	A	TO	BLK	STL	PTS	AVG	
				FG-FGA	PCT	3FG-3FGA	PCT	FT-FTA	PCT	OFF	DEF	TOT	AVG								
Norfolk St.	11/09/2022	*	22:02	3-6	.500	0-0	.000	0-0	.000	2	5	7	7.0	2	0	1	0	0	6	6.0	
Fairfield	11/11/2022	*	21:08	7-10	.700	0-0	.000	2-3	.667	1	0	1	4.0	2	1	2	0	0	16	11.0	
Youngstown St.	11/15/2022	*	22:08	1-4	.250	0-0	.000	0-1	.000	1	1	2	3.3	3	2	1	0	4	2	8.0	
Bryant	11/18/2022	*	20:15	9-13	.692	0-0	.000	2-2	1.000	2	2	4	3.5	3	1	2	0	1	20	11.0	
Syracuse	11/21/2022	*	10:06	1-4	.250	0-0	.000	0-0	.000	0	1	1	3.0	4	0	1	0	0	2	9.2	
vs Toledo	11/25/2022	*	12:10	2-4	.500	0-0	.000	0-1	.000	1	2	3	3.0	4	0	0	0	0	4	8.3	
vs Fresno St.	11/26/2022	*	19:45	7-11	.636	0-0	.000	1-2	.500	2	1	3	3.0	1	1	1	0	2	15	9.3	
Virginia	11/30/2022	*	15:15	0-3	.000	0-0	.000	1-2	.500	1	1	2	2.9	1	0	1	0	0	1	8.3	
at Minnesota	12/03/2022	*	27:08	3-6	.500	0-0	.000	1-2	.500	3	3	6	3.2	4	0	3	0	2	7	8.1	
Indiana	12/08/2022	*	25:11	4-4	1.000	0-0	.000	2-3	.667	0	4	4	3.3	2	1	1	0	0	10	8.3	
West Virginia	12/11/2022	*	09:59	1-1	1.000	0-0	.000	2-2	1.000	0	0	0	3.0	1	0	1	0	0	4	7.9	
at Drexel	12/18/2022	*	32:23	4-10	.400	0-0	.000	5-9	.556	4	3	7	3.3	2	2	2	0	2	13	8.3	
Cornell	12/21/2022	*	12:51	1-4	.250	0-0	.000	0-0	.000	1	2	3	3.3	1	0	0	0	0	2	7.8	
Rutgers	12/30/2022	*	11:47	0-4	.000	0-0	.000	0-0	.000	2	0	2	3.2	2	0	0	1	0	0	7.3	
at Michigan	01/03/2023	*	10:45	2-2	1.000	0-0	.000	0-0	.000	0	1	1	3.1	1	0	3	0	0	4	7.1	
Purdue	01/07/2023	*	19:20	0-5	.000	0-0	.000	0-0	.000	2	0	2	3.0	2	2	3	0	0	0	6.6	
at Nebraska	01/11/2023	*	15:01	2-5	.400	0-0	.000	1-2	.500	2	2	4	3.1	1	1	1	1	0	5	6.5	
at Iowa	01/14/2023	*	11:34	2-2	1.000	0-0	.000	0-0	.000	0	0	0	2.9	1	1	0	0	0	4	6.4	
Minnesota	01/18/2023	*	27:29	1-3	.333	0-0	.000	1-2	.500	5	8	13	3.4	1	1	0	2	1	3	6.2	
Wisconsin	01/22/2023	*	24:07	1-6	.167	0-0	.000	2-2	1.000	2	5	7	3.6	2	0	1	1	2	4	6.1	
at Rutgers	01/26/2023	*	28:29	5-11	.455	0-0	.000	3-4	.750	2	7	9	3.9	4	1	2	2	2	13	6.4	
Totals			16	398:54	56-118	.475	0-0	.000	23-37	.622	33	48	81	3.9	44	14	26	7	16	135	6.4

Player Averages

Games Played	Minutes/game	Points/game	FG Pct	3FG Pct	FT Pct	Rebounds/game	Assists/game	Turnovers/game	Assist/Turnover ratio	Steals/game	Blocks/game
21	19.0	6.4	47.5	0.0	62.2	3.9	0.7	1.2	0.5	0.8	0.3

SEASON/CAREER HIGHS

Points	20, Bryant (11/19/22)
Season	29, at Houston (3/2/21)*
Career	10, Indiana (12/8/22)
Big Ten	
Rebounds	13, Minnesota (1/18/22)
Season	13, Minnesota (1/18/22)
Career	13, Minnesota (1/18/22)
Big Ten	
Assists	2, 3x
Season	3, vs. Memphis (3/2/21)*
Career	2, Purdue (1/7/23)
Big Ten	
Steals	4, Youngstown St. (11/15/22)
Season	4, 3x*
Career	2, 3x
Big Ten	
Blocks	2, 2x
Season	4, 3x*
Career	2, 2x
Big Ten	
Field Goals Made	9, Bryant (11/19/22)
Season	11, 2x*
Career	5, at Rutgers (1/26/23)
Big Ten	
3-Point Field Goals Made	-
Season	-
Career	-
Big Ten	
Free Throws Made	5, at Drexel (12/18/22)
Season	7, 2x*
Career	2, 2x
Big Ten	
Minutes	33, at Drexel (12/18/22)
Season	39, at USF (1/22/22)*
Career	28, at Rutgers (1/26/23)
Big Ten	
Career	
10-point games	35 (6 at PSU)
20-point games	6 (1 at PSU)

*Includes at Temple (2018-22)

33 Johnasia Cash

F • 6-3 • Gr.
McKeesport, Pa. • McKeesport • SMU
Graduate Program: Homeland Security



CAREER STATS

SEASON	TEAM	GP-GS	MIN/AVG	Field Goals			3-Point		F-Throws		Rebounds				Scoring					
				FG-FGA	FG%	3FG-3FGA	3FG%	FT-FTA	FT%	OFF	DEF	TOT	AVG	PF-FO	A	TO	BLK	STL	PTS	AVG
2017-18	SMU	29-10	508/17.5	58-175	.331	3-19	.158	29-49	.592	52	118	170	5.9	83-4	8	59	9	15	148	5.1
2018-19	SMU	29-17	552/19.0	78-228	.342	4-17	.235	28-55	.509	73	120	193	6.7	63-0	20	71	27	26	188	6.5
2019-20	SMU	29-28	705/24.3	130-335	.388	1-7	.143	62-104	.596	94	179	273	9.4	103-4	28	84	40	52	323	11.1
2020-21	PSU	24-17	574/23.9	136-289	.471	1-3	.333	56-111	.505	63	148	211	8.8	84-5	22	75	26	30	329	13.7
2022-23	PSU	21-3	261/12.4	29-72	.403	0-0	.000	19-32	.594	32	61	93	4.4	45-0	14	29	12	17	77	3.7
TOTAL FOR PSU	45-20	835/18.6	165-361	.457	1-3	.333	75-143	.524	95	209	304	6.8	129-5	36	104	38	47	406	9.0	
TOTAL	132-75	2600/19.7	431-1099	.392	9-46	.196	194-351	.553	314	626	940	7.1	378-13	92	318	114	140	1065	8.1	

2022-23 GAME-BY-GAME STATS

Opponent	Date	GS	MIN	Total		3-Pointers		Free throws		Rebounds				PF	A	TO	BLK	STL	PTS	AVG	
				FG-FGA	PCT	3FG-3FGA	PCT	FT-FTA	PCT	OFF	DEF	TOT	AVG								
Norfolk St.	11/09/2022		14:18	1-1	1.000	0-0	.000	1-2	.500	2	0	2	2.0	1	0	1	0	1	3	3.0	
Fairfield	11/11/2022		08:38	2-2	1.000	0-0	.000	0-1	.000	0	3	3	2.5	3	1	0	0	1	4	3.5	
Youngstown St.	11/15/2022		14:59	2-3	.667	0-0	.000	3-4	.750	1	1	2	2.3	2	3	2	0	2	7	4.7	
Bryant	11/18/2022		13:09	4-5	.800	0-0	.000	0-0	.000	6	5	11	4.5	2	0	0	0	0	8	5.5	
Syracuse	11/21/2022	*	31:04	3-11	.273	0-0	.000	3-4	.750	6	6	12	6.0	3	2	4	1	1	9	6.2	
vs Toledo	11/25/2022		19:38	2-8	.250	0-0	.000	0-0	.000	3	7	10	6.7	4	0	1	1	0	4	5.8	
vs Fresno St.	11/26/2022		13:41	2-2	1.000	0-0	.000	0-0	.000	0	5	5	6.4	1	1	4	1	2	4	5.6	
Virginia	11/30/2022	*	23:05	3-5	.600	0-0	.000	3-4	.750	3	4	7	6.5	1	1	1	1	3	9	6.0	
at Minnesota	12/03/2022	*	13:24	2-6	.333	0-0	.000	0-0	.000	0	4	4	6.2	3	2	2	1	1	4	5.8	
Indiana	12/08/2022		03:12	0-2	.000	0-0	.000	0-0	.000	2	0	2	5.8	2	0	1	0	0	0	5.2	
West Virginia	12/11/2022		22:40	1-4	.250	0-0	.000	2-6	.333	0	5	5	5.7	1	2	0	2	1	4	5.1	
at Drexel	12/18/2022		10:38	1-3	.333	0-0	.000	0-2	.000	1	0	1	5.3	2	0	1	1	1	2	4.8	
Cornell	12/21/2022		13:46	0-2	.000	0-0	.000	2-2	1.000	1	9	10	5.7	3	0	4	1	0	2	4.6	
Rutgers	12/30/2022		10:52	0-3	.000	0-0	.000	0-0	.000	0	2	2	5.4	1	2	0	1	2	0	4.3	
at Michigan	01/03/2023		01:06	0-0	.000	0-0	.000	0-0	.000	0	0	0	5.1	0	0	1	0	0	0	4.0	
Purdue	01/07/2023		08:48	1-2	.500	0-0	.000	1-2	.500	1	3	4	5.0	2	0	3	1	0	3	3.9	
at Nebraska	01/11/2023		07:20	0-2	.000	0-0	.000	0-0	.000	1	2	3	4.9	3	0	2	0	0	0	3.7	
at Iowa	01/14/2023		07:14	1-2	.500	0-0	.000	2-2	1.000	1	1	2	4.7	4	0	0	0	0	4	3.7	
Minnesota	01/18/2023		08:13	1-2	.500	0-0	.000	2-3	.667	0	2	2	4.6	3	0	1	1	1	4	3.7	
Wisconsin	01/22/2023		03:12	0-1	.000	0-0	.000	0-0	.000	1	0	1	4.4	0	0	0	0	0	0	3.6	
at Rutgers	01/26/2023		12:19	3-6	.500	0-0	.000	0-0	.000	3	2	5	4.4	4	0	1	0	1	6	3.7	
Totals			3	261:16	29-72	.403	0-0	.000	19-32	.594	32	61	93	4.4	45	14	29	12	17	77	3.7

Player Averages

Games Played	Minutes/ game	Points/ game	FG Pct	3FG Pct	FT Pct	Rebounds/ game	Assists/ game	Turnovers/ game	Assist/Turnover ratio	Steals/ game	Blocks/ game
21	12.4	3.7	40.3	0.0	59.4	4.4	0.7	1.4	0.5	0.8	0.6

SEASON/CAREER HIGHS	
Points	
Season	9, 2x
Career	28, at Purdue (1/31/21)
Big Ten	28, at Purdue (1/31/21)
Rebounds	
Season	12, Syracuse (11/21/22)
Career	19, Nebraska (2/4/21)
Big Ten	19, Nebraska (2/4/21)
Assists	
Season	3, Youngstown St. (11/15/22)
Career	3, 6x
Big Ten	3, Wisconsin (2/7/21)
Steals	
Season	3, Virginia (11/30/22)
Career	6, vs. Memphis (3/2/20)
Big Ten	4, Wisconsin (2/7/21)
Blocks	
Season	2, West Virginia (12/11/22)
Career	4, 3x
Big Ten	3, 2x
Field Goals Made	
Season	4, Bryant (11/19/22)
Career	13, at Purdue (1/31/21)
Big Ten	13, at Purdue (1/31/21)
3-Point Field Goals Made	
Season	-
Career	1, 9x*
Big Ten	1, Nebraska (2/4/21)
Free Throws Made	
Season	3, 3x
Career	8, Nebraska (2/4/21)
Big Ten	8, Nebraska (2/4/21)
Minutes	
Season	31, Syracuse (11/21/22)
Career	34, 2x
Big Ten	34, Rutgers (2/28/21)
Career	
10-point games	46 (17 at PSU)
20-point games	4 (3 at PSU)

*Includes at SMU (2017-21)

GAME 22 | PENN STATE AT NO. 10 / NO. 11 MARYLAND | JANUARY 30, 2023 | XFINITY CENTER

GAME 1: NORFOLK STATE



Official Basketball Box Score - Final
Norfolk St. at Penn St.
 11/09/22 Bryce Jordan Center, State College
 2022-23 Women's Basketball

Game Time: 7:00 PM
 Game Duration: 3:28
 Attendance: 1,777

Norfolk St. - 61														
Record: 1-1														
NO.	Name	Min	FG	3P	FT	Rebounds	Fouls	TP	AS	TO	ST	Blocks		
			M/A	M/A	M/A	OR	DR	PF				BS		
10	Mahogany Williams	F	12:21	0-1	0-0	0-0	1	3	0	0	1	0	0	
50	Kierra Wheeler	F	26:12	3-5	0-0	1-5	3	7	10	2	4	0	0	
1	Deja Francis	G	32:54	3-8	1-3	6-7	0	4	4	3	5	13	1	
2	Niya Fields	G	24:09	3-7	1-5	0-0	0	1	1	4	0	7	1	
5	Camille Downs	G	26:16	4-13	2-5	0-0	1	5	6	2	10	4	1	
0	Crystal White		22:42	4-8	3-7	0-0	1	0	1	1	11	2	0	
12	Makoye Diawara		27:11	4-7	1-3	0-0	4	4	8	2	9	1	1	
13	Skye Robinson		11:01	1-1	0-0	0-0	1	1	2	1	2	0	1	
24	Danajah Williams		13:58	1-6	0-2	0-0	0	0	0	0	2	0	1	
3	Alana Swift		03:16	0-2	0-0	0-0	0	0	0	0	0	0	1	
Team						3			4			0		
Totals			23:58			8:25			7:12			12		

Penn St. - 67														
Record: 1-0														
NO.	Name	Min	FG	3P	FT	Rebounds	Fouls	TP	AS	TO	ST	Blocks		
			M/A	M/A	M/A	OR	DR	PF				BS		
11	Anna Camden	F	25:40	2-9	2-9	0-2	2	0	2	3	1	6	1	
24	Alexa Williamson	F	22:02	3-6	0-0	0-0	2	5	7	2	0	6	0	
5	Lelani Kapinus	G	30:46	1-4	1-3	6-6	3	5	8	3	7	9	3	
20	Makenna Marisa	G	39:02	8-16	2-4	6-8	3	8	11	2	7	24	4	
23	Taniyah Thompson	G	28:58	5-11	2-6	3-3	0	2	2	0	3	15	1	
10	Chanaya Pinto	G	16:18	0-3	0-2	3-6	1	3	4	2	4	3	0	
22	Ali Campbell		11:47	0-2	0-1	0-0	0	0	0	0	0	0	0	
33	Johnasia Cash		14:18	1-1	0-0	1-2	0	2	1	1	3	0	1	
4	Shay Ciezki		08:08	0-1	0-0	1-2	0	0	0	1	1	1	0	
1	Ali Brigham		03:01	0-0	0-0	1-0	1	0	1	0	0	0	0	
Team						1			4			5		
Totals			20:53			7:25			20:29			15		

Points from		FF	PSU
Turnovers		16	17
Paint		26	20
Second Chance		12	21
Fast Breaks		9	5
Bench		24	7

Period by Period Scoring	
1st	2nd
8	14
14	21
18	61

GAME 2: FAIRFIELD



Official Basketball Box Score - Final
Fairfield at Penn St.
 11/11/22 Bryce Jordan Center, State College
 2022-23 Women's Basketball

Game Time: 7:00 PM
 Game Duration: 1:51
 Attendance: 1,999

Fairfield - 49														
Record: 1-1														
NO.	Name	Min	FG	3P	FT	Rebounds	Fouls	TP	AS	TO	ST	Blocks		
			M/A	M/A	M/A	OR	DR	PF				BS		
23	Callie Cavanaugh	F	30:41	6-10	0-0	1-2	3	0	3	3	3	2	3	
41	Andrea Hermangomez	F	30:39	1-5	0-0	0-0	2	4	6	3	2	2	1	
2	Mimi Rubino	G	34:26	0-10	0-4	2-4	1	2	3	0	3	2	4	
3	Janelle Brown	G	16:06	3-7	2-5	0-0	0	2	2	4	2	8	2	
10	Izabella Nicoletti-Lette	G	28:44	5-12	1-6	3-4	2	3	5	3	3	14	3	
15	Laurin Beach	G	28:34	2-4	1-2	0-1	0	1	1	1	1	5	1	
42	Mackenzie Martin	G	10:28	2-3	0-0	0-0	1	0	1	1	3	4	0	
1	Anna Eng		07:27	0-0	0-0	0-0	1	1	0	1	0	0	0	
34	Brooke Tatarian		03:34	0-0	0-0	0-0	0	0	0	0	0	0	0	
33	Dayna Tirado		03:16	0-0	0-0	0-0	0	0	0	0	0	0	0	
22	Jocelyn Polansky		02:40	0-1	0-0	0-0	0	0	0	0	0	0	0	
25	Mackenzie Daleba		02:40	0-1	0-0	1-4	1	2	1	2	1	0	0	
12	Kate Peek		00:45	0-0	0-0	0-0	0	0	0	0	0	0	0	
Team						2			2			0		
Totals			19:53			4:17			7:15			12		

Penn St. - 77														
Record: 2-0														
NO.	Name	Min	FG	3P	FT	Rebounds	Fouls	TP	AS	TO	ST	Blocks		
			M/A	M/A	M/A	OR	DR	PF				BS		
11	Anna Camden	F	18:59	0-1	0-0	0-0	1	2	1	0	0	0	2	
24	Alexa Williamson	F	21:07	7-10	0-0	2-3	1	0	1	2	3	7	1	
4	Shay Ciezki	G	22:15	3-10	1-7	0-0	2	2	4	2	0	16	1	
5	Lelani Kapinus	G	28:18	5-8	0-0	1-1	2	6	8	1	2	11	2	
20	Makenna Marisa	G	33:39	5-10	0-0	4-5	1	3	4	2	5	14	0	
23	Taniyah Thompson	G	18:57	2-5	0-0	2-2	1	3	4	1	1	6	0	
33	Johnasia Cash		08:38	2-2	0-0	0-1	0	3	3	2	4	1	0	
22	Ali Campbell		19:13	5-7	3-5	0-0	0	1	1	1	13	1	1	
1	Ali Brigham		13:57	2-4	0-0	0-0	2	1	3	4	1	4	2	
10	Chanaya Pinto		10:05	0-1	0-0	2-2	0	2	0	1	2	1	2	
2	Aicha Dia		02:00	0-1	0-0	1-0	1	0	1	0	0	0	0	
12	Kayla Thomas		01:31	0-0	0-0	0-0	0	0	0	0	0	0	0	
0	Ivane Tensaie		01:21	0-0	0-0	0-0	0	0	0	0	0	0	0	
Team						0			2			2		
Totals			31:59			4:12			11:14			13		

Points from		FF	PSU
Turnovers		30	33
Paint		29	28
Second Chance		7	11
Fast Breaks		7	18
Bench		10	29

Period by Period Scoring	
1st	2nd
8	13
18	18
10	49

GAME 3: YOUNGSTOWN STATE



Official Basketball Box Score - Final
Youngstown St. at Penn St.
 11/15/22 Bryce Jordan Center, State College
 2022-23 Women's Basketball

Game Time: 7:00 PM
 Game Duration: 1:56
 Attendance: 1,541

Youngstown St. - 63														
Record: 1-1														
NO.	Name	Min	FG	3P	FT	Rebounds	Fouls	TP	AS	TO	ST	Blocks		
			M/A	M/A	M/A	OR	DR	PF				BS		
35	Lilly Ritz	F	25:57	6-8	0-0	0-3	1	5	6	2	5	12	0	
0	Mady Aubach	G	31:00	3-4	2-2	0-0	2	2	3	0	8	4	2	
2	Malia Magistro	G	29:32	2-8	1-7	3-4	0	3	3	4	6	8	5	
13	Megan Callahan	G	33:30	2-7	1-5	0-0	0	3	3	3	3	5	3	
32	Paige Shy	G	31:22	7-13	5-9	0-0	1	3	4	5	0	19	3	
22	Shay-Lee Kirby		15:23	1-3	1-2	0-0	0	0	0	2	0	3	1	
10	Dena Jarrells		16:58	0-3	0-3	0-0	0	3	3	3	0	0	0	
31	Emily Saunders		08:05	3-3	0-0	0-0	0	0	2	0	6	0	0	
23	Haley Thierry		01:25	0-0	0-0	0-0	0	0	0	0	0	0	0	
40	Jen Wendler		05:59	1-1	0-0	0-0	2	2	0	0	2	0	0	
4	Lindsey Mack		00:27	0-0	0-0	0-0	0	0	0	0	0	0	0	
34	Tenleigh Phelps		00:22	0-0	0-0	0-0	0	0	0	0	0	0	0	
Team						0			1			1		
Totals			25:50			10:28			3:7			2		

Penn St. - 77														
Record: 3-0														
NO.	Name	Min	FG	3P	FT	Rebounds	Fouls	TP	AS	TO	ST	Blocks		
			M/A	M/A	M/A	OR	DR	PF				BS		
11	Anna Camden	F	15:47	2-2	1-1	0-0	0	0	0	0	5	1	0	
24	Alexa Williamson	F	22:08	1-4	0-0	1-1	1	2	3	3	2	2	1	
4	Shay Ciezki	G	26:45	5-9	2-4	4-4	0	5	5	0	4	16	3	
5	Lelani Kapinus	G	37:17	8-14	0-1	5-8	1	8	9	3	6	21	3	
20	Makenna Marisa	G	38:05	9-22	2-4	1-2	2	3	2	3	21	4	6	
10	Chanaya Pinto		11:08	1-3	0-0	1-2	4	1	5	3	3	0	2	
23	Taniyah Thompson		18:17	1-1	0-0	0-0	1	1	2	0	2	0	0	
33	Johnasia Cash		14:59	2-3	0-0	0-4	1	1	2	2	7	3	2	
22	Ali Campbell		12:22	0-1	0-0	0-0	1	1	2	0	0	1	0	
1	Ali Brigham		02:34	0-0	0-0	0-0	0	0	0	0	0	0	0	
Team						1			4			5		
Totals			29:59			5:10			14:21			20		

Points from		FF	PSU
Turnovers		27	17
Paint		28	38
Second Chance		0	7

GAME 22 | PENN STATE AT NO. 10 / NO. 11 MARYLAND | JANUARY 30, 2023 | XFINITY CENTER

GAME 5: SYRACUSE



Official Basketball Box Score - Final
Syracuse at Penn St.
11/26/22 Bryce Jordan Center, State College
2022-23 Women's Basketball

Game Time: 7:00 PM
Game Duration: 1:48
Attendance: 1,659

Officials: Felicia Griner, Tim Dalay, Erica Parker

NO.	Name	Min	FG			3P			FT			Rebounds			Fouls			TP	AS	TO	ST	Blocks		+/-
			M/A	M/A	M/A	M/A	M/A	M/A	M/A	OR	DR	TOT	PF	FD	PF	FD	PF					FD	BS	
15	Asia Strong	F	37:42	5-12	1-5	0-1	0	9	9	3	4	11	2	1	0	2	0	0	2	0	0	-11		
24	Dariauna Lewis	F	34:59	2-3	0-0	0-0	1	8	9	4	1	4	0	1	1	0	0	0	0	0	-2			
2	Dyaisha Fair	G	38:53	7-18	3-10	0-6	0	3	3	0	7	20	6	1	5	0	0	0	0	-8				
4	Teisha Hyman	G	24:57	7-13	2-3	3-3	1	2	3	5	19	6	8	1	0	0	0	0	0	0				
25	Alaina Rice	G	37:38	3-9	3-7	0-0	0	3	3	3	1	9	1	4	1	0	0	0	0	-15				
12	Cheyenne McEvans	09:40	0-3	0-0	2-2	0	0	0	0	1	1	2	0	1	0	0	0	0	0	-7				
21	Saniaa Wilson	06:02	0-0	0-0	0-0	0	0	0	0	0	0	0	0	0	0	0	0	0	0	-8				
3	Nyah Wilson	08:52	2-3	0-0	0-0	0	0	0	0	0	4	0	0	2	0	0	0	0	0	-9				
22	Kyra Wood	01:17	0-0	0-0	0-0	0	0	0	0	0	0	0	0	0	0	0	0	0	0	0				
Team											5	0	5	0	0	0	0	0	0	0				
Totals			26:61	9:25	8:12	7	25	32	20	19	69	15	19	8	4	2	-13							

Technical Fouls: NONE

Shooting By Period	
1st FG%	10-17 58.8%
3PT%	6-7 85.7%
FT%	1-2 50%
2nd FG%	5-12 41.7%
3PT%	1-6 16.7%
FT%	3-5 60%
3rd FG%	5-17 29.4%
3PT%	0-7 0%
FT%	0-5 0%
4th FG%	6-15 40.0%
3PT%	2-7 28.6%
FT%	0-0 0%
GM FG%	26-61 42.6%
3PT%	9-25 36.0%
FT%	8-12 66.7%

Dead Ball Rebounds: 1, 0

NO.	Name	Min	FG			3P			FT			Rebounds			Fouls			TP	AS	TO	ST	Blocks		+/-
			M/A	M/A	M/A	M/A	M/A	M/A	M/A	OR	DR	TOT	PF	FD	PF	FD	PF					FD	BS	
24	Alexa Williamson	F	10:06	1-4	0-0	0-0	0	1	1	4	0	2	0	1	0	0	0	0	0	0	0	-7		
33	Johnasia Cash	F	31:04	5-11	0-0	3-4	6	6	12	3	9	2	4	1	1	0	0	0	0	0	0			
4	Shay Ciezki	G	30:34	6-12	4-9	2-2	1	1	2	2	3	18	3	1	1	0	0	1	16					
5	Lellani Kapinus	G	18:36	1-3	0-1	2-3	2	3	5	4	3	4	0	4	1	1	0	0	-15					
20	Makenna Marisa	G	38:14	8-21	1-4	5-5	3	5	8	0	5	22	7	2	3	0	2	13						
10	Chanaya Pinto	18:25	5-7	1-1	1-2	5	7	1	5	12	0	0	0	0	0	0	0	20						
23	Tanyah Thompson	08:06	1-3	0-0	0-0	0	1	1	1	0	2	0	1	0	0	0	0	-4						
11	Anna Camden	13:27	2-5	2-5	0-0	0	1	1	1	0	6	1	1	0	0	0	2							
22	Alii Campbell	25:25	1-3	0-2	0-0	1	3	4	2	2	5	0	4	0	0	0	31							
1	Alii Brigham	06:03	2-3	0-0	1-2	0	1	1	1	1	5	1	0	0	0	0	1	9						
Team											4	3	7	0	0	0	0	0	0					
Totals			30:72	8:22	14:18	19	30	49	19	20	82	19	14	10	2	4	13							

Technical Fouls: NONE

Dead Ball Rebounds: 2, 1

Biggest lead	SYR	PSU	Points from		Period by Period Scoring						
			Turnovers	SYR	PSU	1st	2nd	3rd	4th	TOT	
Best Scoring Run	11 (1st 6:24)	7 (4th 6:43)	Paint	26	34	SYR	27	14	14	14	69
Lead Changes	3	0	Second Chance	8	25	PSU	14	9	22	37	82
Times Tied	0	0	Fast Breaks	9	21						
Time with Lead	33:28	05:58	Bench	6	27						

GAME 6: VS. TOLEDO



Official Basketball Box Score - Final
Toledo at Penn St.
11/25/22 Ocean Center, Daytona Beach, Fla.
2022 Dayton Beach Invitational

Game Time: 1:15 PM
Game Duration: 2:00
Attendance: 350

Officials: Natasha Harris, Lauren Niemera, Erica Herriman

NO.	Name	Min	FG			3P			FT			Rebounds			Fouls			TP	AS	TO	ST	Blocks		+/-
			M/A	M/A	M/A	M/A	M/A	M/A	M/A	OR	DR	TOT	PF	FD	PF	FD	PF					FD	PF	
34	Jessica Cook	F	23:01	2-7	0-0	1-2	2	3	5	1	3	5	1	1	2	1	1	1	1	0	-2			
2	Sophia Wiard	G	39:12	3-11	1-4	8-10	0	8	8	2	8	15	3	2	0	0	0	0	0	-4				
5	Quinesha Lockett	G	33:15	5-14	0-6	5-7	4	3	7	3	5	15	4	1	1	1	0	0	5					
22	Khera Goss	G	24:10	3-6	1-3	1-2	1	0	1	0	2	8	0	2	2	0	0	0	-1					
33	Sammie Mikonowicz	G	35:38	2-9	1-4	3-4	3	5	8	2	3	8	2	3	0	0	0	0	-12					
1	Nan Garcia	08:23	1-5	0-3	0-0	1	0	1	0	0	2	0	1	0	0	0	0	-7						
12	Jayda Jansen	09:43	0-4	0-1	0-0	0	2	2	1	0	0	0	0	0	0	0	0	0	0					
20	Justina King	16:38	2-4	0-1	2-2	0	1	1	1	1	6	1	0	0	0	0	0	3						
24	Yanah Curry	01:24	0-1	0-0	0-0	0	0	0	0	0	0	0	0	0	0	0	0	0	0					
13	Lonasia Brewer	08:36	0-1	0-0	0-0	0	2	1	3	1	0	0	0	0	0	0	0	0	0					
Team											2	1	3	0	0	1	1	0	0					
Totals			18:62	3:22	20:27	15	24	39	11	23	59	11	12	10	2	1	-1							

Technical Fouls: NONE

Shooting By Period	
1st FG%	5-13 38.5%
3PT%	0-5 0.0%
FT%	3-5 60%
2nd FG%	5-18 27.8%
3PT%	0-4 0.0%
FT%	2-2 100%
3rd FG%	3-14 21.4%
3PT%	1-6 16.7%
FT%	5-6 83.3%
4th FG%	5-17 29.4%
3PT%	2-7 28.6%
FT%	10-14 71.4%
GM FG%	18-62 29.0%
3PT%	3-22 13.6%
FT%	20-27 74.1%

Dead Ball Rebounds: 4, 1

NO.	Name	Min	FG			3P			FT			Rebounds			Fouls			TP	AS	TO	ST	Blocks		+/-
			M/A	M/A	M/A	M/A	M/A	M/A	M/A	OR	DR	TOT	PF	FD	PF	FD	PF					FD	PF	
10	Chanaya Pinto	F	27:59	5-9	2-4	1-1	3	3	6	2	13	0	3	3	0	0	0	0	0	0	-2			
24	Alexa Williamson	F	12:11	2-4	0-0	0-1	1	2	3	4	1	4	0	0	0	0	0	0	0	0	0			
4	Shay Ciezki	G	35:51	6-13	2-5	2-2	0	1	1	4	2	16	3	2	1	0	0	0	0	0				
5	Lellani Kapinus	G	19:45	0-3	0-2	3-4	0	4	4	2	4	3	1	5	1	0	0	0	0	0				
20	Makenna Marisa	G	37:29	7-14	0-1	0-0	4	4	2	0	14	3	2	1	0	0	0	0	-3					
33	Johnasia Cash	19:39	2-8	0-0	0-0	3	7	10	4	0	4	0	1	0	1	0	0	0	-6					
11	Anna Camden	17:37	0-2	0-2	0-0	0	1	1	2	1	0	0	0	0	0	0	0	0	0					
23	Tanyah Thompson	10:45	1-2	0-0	0-0	1	1	2	0	2	1	1	1	0	0	0	0	0	0					
1	Alii Brigham	08:40	2-5	0-1	0-0	1	4	5	0	0	4	1	1	1	0	0	0	2						
22	Alii Campbell	07:26	0-1	0-0	0-0	0	1	1	3	0	0	0	0	0	0	0	0	0	-5					
2	Aicha Dia	02:38	0-0	0-0	0-0	0	0	0	0	0	0	0	0	0	0	0	0	0	0					
Team											3	3	6	0	0	0	0	0	0	0				
Totals			25:61	4:15	6:8	12	31	43	23	11	60	9	19	8	1	2	1							

Technical Fouls: NONE

Shooting By Period	
1st FG%	8-13 61.5%
3PT%	2-2 100%
FT%	0-0 0%
2nd FG%	4-21 19.0%
3PT%	0-6 0.0%
FT%	3-3 100%
3rd FG%	6-13 46.2%
3PT%	1-5 20.0%
FT%	0-0 0%
4th FG%	7-14 50.0%
3PT%	1-2 50%
FT%	4-5 80%
GM FG%	25-61 41.0%
3PT%	4-15 26.7%
FT%	6-8 75.0%

Dead Ball Rebounds: 1, 1

Biggest lead	TOL	PSU	Points from		Period by Period Scoring			
			Turnovers	TOL	PSU	1st	2nd	

GAME 22 | PENN STATE AT NO. 10 / NO. 11 MARYLAND | JANUARY 30, 2023 | XFINITY CENTER

GAME 9: AT MINNESOTA



Official Basketball Box Score - Final
Penn St. at Minnesota
 12/03/22 Williams Arena, Minneapolis
 2022-23 Women's Basketball

Game Time: 7:30 PM
 Game Duration: 2:32
 Attendance: 2,852

Officials: Maggie Terman, Brian Garland, Xiomara Cruz-Johnson

NO.	Name	Min	FG			FT	Rebounds		Fouls	TP	AS	TO	ST	Blocks		+/-	
			M/A	M/A	M/A		OR	DR						PF	FD		BS
10	Chanayia Pinto	F 45:12	4-8	0-2	3-4	2	6	8	2	3	1	0	0	0	0	-1	
33	Johnasia Cash	F 13:25	2-6	0-0	0-0	0	4	4	3	0	4	2	1	1	0	-1	
4	Shay Ciezki	G 42:40	5-13	3-8	0-0	1	1	4	4	13	0	3	1	0	0	-8	
5	Leliani Kapinus	G 39:45	8-10	0-0	2-6	1	2	3	4	6	18	4	2	5	2	0	-1
20	Makenna Marisa	G 49:29	13-21	7-10	1-2	0	4	4	3	2	34	6	4	2	2	0	-2
24	Alexa Williamson	F 27:08	3-6	0-0	1-2	3	3	6	4	2	7	0	3	2	0	0	-1
1	Ali Brigham	02:38	0-0	0-0	0-0	1	1	1	0	0	0	1	0	0	0	0	-4
22	Alli Campbell	04:41	0-1	0-1	0-0	1	1	1	0	0	0	0	0	0	0	0	-4
23	Tanyah Thompson	16:48	4-8	1-3	0-0	2	1	3	3	1	9	1	1	1	0	0	6
11	Anna Camden	08:14	0-2	0-0	0-0	0	0	0	1	2	0	1	0	0	0	0	-1
Team						2	5	7			0	3					
Totals			39-75	11-24	7-14	10	28	38	25	20	96	16	22	13	5	0	-2

Technical Fouls: NONE

Shooting By Period	
1st FG%	5-13 38.5%
3PT%	3-5 60.0%
FT%	1-2 50%
2nd FG%	6-13 46.2%
3PT%	2-4 50.0%
FT%	0-0 0%
3rd FG%	12-18 66.7%
3PT%	3-6 50.0%
FT%	0-0 0%
4th FG%	7-15 46.7%
3PT%	2-6 33.3%
FT%	5-6 83.3%
OT FG%	9-16 56.3%
3PT%	1-3 33.3%
FT%	1-6 16.7%
GM FG%	39-75 52.0%
3PT%	11-24 45.8%
FT%	7-14 50.0%

Dead Ball Rebounds: 3

NO.	Name	Min	FG			FT	Rebounds		Fouls	TP	AS	TO	ST	Blocks		+/-	
			M/A	M/A	M/A		OR	DR						PF	FD		BS
4	Alana Micheaux	F 23:54	3-8	0-0	2-2	1	1	2	5	2	8	0	1	0	0	0	1
24	Mallory Heyer	F 43:23	7-13	2-5	2-3	3	8	11	2	3	18	1	2	2	0	0	-1
3	Amaya Battle	G 40:26	7-14	2-2	3-4	0	5	5	2	4	19	5	8	3	0	2	-2
10	Mara Braun	G 45:44	7-13	1-4	11-11	0	4	4	1	8	26	6	7	3	0	0	5
23	Katie Borowicz	G 31:52	4-7	2-4	3-4	0	2	2	5	2	13	3	4	1	0	0	1
14	Isabelle Gradwell	17:57	2-7	1-5	1-2	0	1	1	2	2	6	0	1	2	0	0	-1
5	Maggie Czinnano	21:37	0-3	0-1	4-4	0	3	3	1	4	0	0	0	0	0	0	1
21	McCole Cayton	14:01	0-0	0-0	2-2	1	1	2	1	2	0	1	0	0	0	0	-7
13	Destinee Oberg	11:06	1-1	0-0	0-0	0	0	0	1	2	0	1	0	0	0	0	-8
Team						4	5	9			0	1					
Totals			31-66	8-21	28-32	9	30	39	20	25	98	15	26	11	0	5	2

Technical Fouls: NONE

Shooting By Period	
1st FG%	6-12 50.0%
3PT%	3-5 60.0%
FT%	1-2 50%
2nd FG%	5-14 35.7%
3PT%	1-4 25.0%
FT%	4-5 80%
3rd FG%	6-15 40.0%
3PT%	3-8 37.5%
FT%	0-0 0%
4th FG%	8-14 57.1%
3PT%	1-3 33.3%
FT%	13-13 100%
OT FG%	6-11 54.5%
3PT%	0-1 0%
FT%	10-12 83.3%
GM FG%	31-66 47.0%
3PT%	8-21 38.1%
FT%	28-32 87.5%

Dead Ball Rebounds: 2

Penn		MINN		Points from		Turnovers		Penn		MINN		Period by Period Scoring						
Biggest lead		10 (4th 9:10)		8 (3rd 9:10)		20		21				1st 2nd 3rd 4th OT1 OT2 TOT						
Best Scoring Run		12 (3rd 2:35)		11 (3rd 9:10)		46		40				Penn 14 14 27 21 10 10 96						
Lead Changes		10		5		15		15				MINN 16 15 15 30 10 12 98						
Times Tied		11		22		21		21										
Time with Lead		29:07		14:51		16		14										

GAME 10: NO. 4/3 INDIANA



Official Basketball Box Score - Final
Indiana at Penn St.
 12/08/22 Bryce Jordan Center, State College
 2022-23 Women's Basketball

Game Time: 7:00 PM
 Game Duration: 1:42
 Attendance: 1,621

Officials: Gina Cross, By Seales, Brad Massey

NO.	Name	Min	FG			FT	Rebounds		Fouls	TP	AS	TO	ST	Blocks		+/-	
			M/A	M/A	M/A		OR	DR						PF	FD		BS
54	Mackenzie Holmes	F 34:36	8-12	0-0	2-3	0	10	10	3	4	18	1	2	1	1	0	10
12	Yarden Garzon	G 33:59	3-5	1-1	0-0	1	7	8	5	2	7	5	6	1	0	0	8
14	Sara Scalia	G 38:49	3-12	1-7	0-0	0	3	3	0	2	7	4	4	2	0	0	12
22	Chloe Moore-McNeil	G 38:54	3-4	1-2	4-4	0	3	3	1	3	11	7	1	1	1	0	9
33	Sydney Parrish	G 33:44	7-13	2-4	2-2	2	5	7	3	3	18	3	4	0	0	0	14
21	Hanna Saravik	12:17	2-3	0-1	0-0	0	0	0	0	0	4	0	0	0	0	0	-4
52	Lily Meisler	05:24	1-2	0-0	0-0	0	0	0	0	1	0	2	0	0	0	0	-1
1	Lexus Bargesser	02:17	0-0	0-0	0-0	0	0	0	0	0	0	0	0	0	0	0	-3
Team						3	3	6			0	0					
Totals			27-51	5-15	8-9	6	31	37	13	14	67	20	17	5	2	0	9

Technical Fouls: NONE

Shooting By Period	
1st FG%	6-11 54.5%
3PT%	2-5 40.0%
FT%	2-2 100%
2nd FG%	5-13 38.5%
3PT%	0-2 0%
FT%	0-0 0%
3rd FG%	8-16 50.0%
3PT%	2-7 28.6%
FT%	4-5 80%
4th FG%	8-11 72.7%
3PT%	1-1 100%
FT%	2-2 100%
GM FG%	27-51 52.9%
3PT%	5-15 33.3%
FT%	8-9 88.9%

Dead Ball Rebounds: 0

NO.	Name	Min	FG			FT	Rebounds		Fouls	TP	AS	TO	ST	Blocks		+/-	
			M/A	M/A	M/A		OR	DR						PF	FD		BS
24	Alexa Williamson	F 25:11	4-4	0-0	2-3	0	4	4	2	2	10	1	1	0	0	0	3
4	Shay Ciezki	G 34:15	3-11	0-4	0-1	1	1	2	2	2	6	1	4	1	0	0	-9
5	Leliani Kapinus	G 34:16	5-13	1-5	4-4	3	5	8	3	2	15	3	2	1	0	0	-3
20	Makenna Marisa	G 40:00	5-18	1-5	1-2	2	5	7	2	12	4	1	2	0	0	0	-9
22	Alli Campbell	G 30:30	3-8	2-5	0-0	1	1	2	3	8	3	0	3	0	0	0	-7
11	Anna Camden	07:26	0-3	0-3	0-0	1	0	1	0	1	0	0	0	0	0	0	-8
23	Tanyah Thompson	01:04	0-0	0-0	0-0	0	0	0	0	0	0	0	0	0	0	0	0
10	Chanayia Pinto	17:33	3-5	0-0	1-2	1	0	1	1	2	7	1	1	1	0	0	-6
33	Johnasia Cash	03:12	0-2	0-0	0-0	2	2	2	0	0	0	1	0	0	0	0	-7
1	Ali Brigham	06:33	0-0	0-0	0-0	0	1	1	0	0	0	0	0	0	0	0	-1
Team						1	2	3			0	0					
Totals			23-64	4-22	8-12	12	19	31	14	13	58	14	11	8	0	2	-9

Technical Fouls: NONE

Shooting By Period	
1st FG%	6-24 25.0%
3PT%	2-7 28.6%
FT%	1-2 50%
2nd FG%	6-13 46.2%
3PT%	0-1 0%
FT%	0-1 0%
3rd FG%	4-12 33.3%
3PT%	0-6 0%
FT%	0-0 0%
4th FG%	7-15 46.7%
3PT%	0-5 0%
FT%	4-6 66.7%
GM FG%	23-64 35.9%
3PT%	4-22 18.2%
FT%	8-12 66.7%

Dead Ball Rebounds: 1

Biggest lead	IU		PSU		Points from	Turnovers		Period by Period Scoring				
	15 (4th 7:47)		5 (2nd 4:48)			16		19		1st 2nd 3rd 4th TOT		
Best Scoring Run	9 (3rd 1:45)		11 (2nd 7:14)		38		34		IU 16 10 22 19 67			
Lead Changes	4		2		9		9		PSU 15 14 11 18 58			
Times Tied	3		13		13		11					
Time with Lead	24:49		11:45		6		7					

GAME 11: WEST VIRGINIA



Official Basketball Box Score - Final
West Virginia at Penn St.
 12/11/22 Bryce Jordan Center, State College
 2022-23 Women's Basketball

Game Time: 4:00 PM
 Game Duration: 1:49
 Attendance: 2,218

Officials: Nykhesha Thompson, Mark Resch, Dawn Marsh

NO.	Name	Min	FG			FT	Rebounds		Fouls	TP	AS	TO	ST	Blocks		+/-
			M/A													

GAME 22 | PENN STATE AT NO. 10 / NO. 11 MARYLAND | JANUARY 30, 2023 | XFINITY CENTER

GAME 13: CORNELL



Official Basketball Box Score - Final
Cornell at Penn St.
12/21/22 Bryce Jordan Center, State College
2022-23 Women's Basketball

Game Time: 12:00 PM
Game Duration: 1:54
Attendance: 1,589

Officials: Frank Strerone, Tom Halstead, Kriste Watkins-Day

Cornell - 48		Record: 6-6										Shooting By Period									
NO.	Name	Min	FG	3P	FT	Rebounds	Fouls	TP	AS	TO	ST	Blocks	BS	BA	+/	1st	2nd	3rd	4th	GM	
			M/A	M/A	M/A	OR	DR	PF				BS	BA		FG%	FG%	FG%	FG%	FG%		
21	Anna Hovis	F	24:40	1-3	0-0	0-0	4	4	1	0	2	4	2	1	0	0	0	0	0	0	0
24	Summer Parker-Hall	F	19:55	1-5	0-0	2-2	1	4	5	4	4	4	1	2	2	0	0	0	0	0	0
5	Ania McNicholas	G	28:40	5-16	3-10	0-0	2	1	3	4	4	13	1	8	4	0	1	1	1	1	0
20	Kaya Ingram	G	25:01	1-6	0-1	2-2	0	1	1	2	2	4	1	5	2	0	0	0	0	0	0
22	Shannon Mulroy	G	30:22	2-6	1-4	0-2	0	1	1	3	2	5	4	3	1	0	0	0	0	0	0
12	Mia Beam	F	17:30	2-9	0-6	1-2	1	0	1	1	2	5	0	3	1	0	0	0	0	0	0
31	Emily Pape	F	19:21	2-6	0-0	2-2	3	5	2	1	6	1	4	0	0	0	0	0	0	0	0
25	Lexi Green	G	06:58	1-1	0-0	0-0	0	0	0	0	0	0	0	0	0	0	0	0	0	0	0
2	Val Garcia-Martinez	G	06:35	1-3	1-2	0-0	1	1	0	0	0	0	0	2	0	0	0	0	0	0	0
3	Vivienne Knee	G	12:25	1-6	1-3	1-2	1	2	3	1	1	4	1	2	0	1	1	2	0	0	0
13	Jada Davis	G	04:23	0-0	0-0	0-0	0	0	0	0	0	0	0	0	0	0	0	0	0	0	0
4	Sarah Hathorn	G	02:05	0-0	0-0	0-0	0	0	0	0	0	0	0	0	0	0	0	0	0	0	0
11	Arianna Ilioxiakis	G	02:05	0-0	0-0	0-0	0	0	0	0	0	0	0	0	0	0	0	0	0	0	0
Team							7	1	8												
Totals			17-61	6-26	8-12	14	19	33	18	17	48	14	28	15	0	3	31				

Technical Fouls: NONE

Dead Ball Rebounds: 4, 0

Penn St. - 79		Record: 9-4										Shooting By Period									
NO.	Name	Min	FG	3P	FT	Rebounds	Fouls	TP	AS	TO	ST	Blocks	BS	BA	+/	1st	2nd	3rd	4th	GM	
			M/A	M/A	M/A	OR	DR	PF				BS	BA		FG%	FG%	FG%	FG%	FG%		
10	Chanaya Pinto	F	23:07	3-4	0-0	2-2	3	3	6	1	2	8	7	2	5	0	0	0	0	0	0
1	Ali Brigham	C	18:36	4-6	0-0	1-2	3	4	7	2	2	9	1	3	1	1	0	0	0	0	0
4	Shay Ciezki	G	18:45	4-6	2-4	0-0	0	1	1	3	10	4	1	1	0	0	0	0	0	0	0
5	Lellani Kapinus	G	22:02	5-9	0-1	3-4	1	4	5	1	3	13	1	6	0	0	0	0	0	0	0
20	Makenna Marisa	G	26:49	3-10	1-3	5-6	0	1	1	2	3	12	3	2	2	1	0	0	0	0	0
23	Taniyah Thompson	F	21:02	4-8	1-2	0-0	1	1	1	3	1	9	2	3	5	0	0	0	0	0	0
24	Alexa Williamson	F	12:52	1-4	0-0	0-0	1	2	3	1	0	2	0	0	0	0	0	0	0	0	0
11	Anna Camden	F	21:04	2-4	2-3	0-0	2	2	2	0	0	6	2	1	1	0	0	0	0	0	0
33	Johansia Cash	G	13:46	0-2	0-0	2-2	1	9	10	3	2	0	4	0	1	0	0	0	0	0	0
12	Kayla Thomas	F	07:05	1-2	0-0	0-0	1	0	1	0	2	1	0	0	0	0	0	0	0	0	0
2	Aicha Dia	F	10:36	3-4	0-0	0-0	1	1	0	3	6	0	0	0	0	0	0	0	0	0	0
0	Ivane Tensaie	G	04:16	0-1	0-0	0-0	0	0	0	0	0	0	0	0	0	0	0	0	0	0	0
Team							1	2	3												
Totals			30-60	6-13	13-16	11	30	41	17	18	79	21	25	16	3	0	31				

Technical Fouls: NONE

Dead Ball Rebounds: 3, 0

CU		PSU		Points from		CU		PSU		Period by Period Scoring						
Biggest lead	0 (1 st 10:00)	35 (4 th 2:29)	Turnovers	11	37	1st	2nd	3rd	4th	TOT	CU	11	7	17	13	48
Best Scoring Run	8 (3 rd 3:15)	9 (3 rd 9:16)	Paint	14	46	1st	2nd	3rd	4th	TOT	PSU	21	21	16	21	79
Lead Changes	0	0	Second Chance	13	12											
Times Tied	0	0	Fast Breaks	12	28											
Time with Lead	00:00	39:27	Bench	20	27											

GAME 14: RUTGERS



Official Basketball Box Score - Final
Rutgers at Penn St.
12/20/22 Bryce Jordan Center, State College
2022-23 Women's Basketball

Game Time: 5:00 PM
Game Duration: 1:56
Attendance: 2,368

Officials: Felicia Grinter, Maggie Tarnan, Kelsey Reynolds

Rutgers - 72		Record: 6-9 (0-3)										Shooting By Period									
NO.	Name	Min	FG	3P	FT	Rebounds	Fouls	TP	AS	TO	ST	Blocks	BS	BA	+/	1st	2nd	3rd	4th	GM	
			M/A	M/A	M/A	OR	DR	PF				BS	BA		FG%	FG%	FG%	FG%	FG%		
20	Erica Lafayette	F	24:55	3-11	0-0	4-4	3	2	5	4	3	10	2	3	1	0	1	4			
54	Chyna Cornwell	F	29:43	5-6	0-0	3-4	1	6	7	3	4	13	0	3	0	0	1	1	0	0	0
22	Kassandra Brown	C	29:09	5-10	1-1	2-4	0	8	8	3	3	13	4	3	2	2	1	0	0	0	0
2	Kaylene Smikle	G	32:13	5-9	2-4	6-6	2	2	4	3	5	18	5	2	2	0	2	0	0	0	0
11	Awa Sidibe	G	37:02	3-7	0-1	1-1	0	6	6	2	1	7	5	6	0	0	0	0	0	0	0
24	Kali Carter	G	14:40	1-2	1-1	2-2	0	0	0	3	1	5	1	2	0	0	0	0	0	0	0
31	Aby Sreeter	F	16:41	1-3	1-3	0-0	0	0	0	2	0	3	1	2	0	0	0	0	0	0	0
4	Antonia Bates	F	15:37	1-3	1-2	0-0	1	2	3	0	3	0	3	0	0	0	0	0	0	0	0
Team							4	4	8												
Totals			24-51	6-12	18-21	11	30	41	23	17	72	16	31	5	3	5	18				

Technical Fouls: NONE

Dead Ball Rebounds: 2, 0

Penn St. - 90		Record: 10-4 (1-2)										Shooting By Period									
NO.	Name	Min	FG	3P	FT	Rebounds	Fouls	TP	AS	TO	ST	Blocks	BS	BA	+/	1st	2nd	3rd	4th	GM	
			M/A	M/A	M/A	OR	DR	PF				BS	BA		FG%	FG%	FG%	FG%	FG%		
10	Chanaya Pinto	F	23:03	4-6	0-1	0-0	2	2	2	1	1	8	3	0	2	0	0	0	0	0	0
1	Ali Brigham	G	13:01	1-1	0-0	3-4	2	0	2	1	2	5	0	0	0	0	0	0	0	0	0
4	Shay Ciezki	G	24:57	2-7	0-2	3-4	2	3	5	3	3	7	1	2	3	0	0	0	0	0	0
5	Lellani Kapinus	G	28:55	5-14	1-5	3-4	2	2	4	2	3	14	5	2	6	1	0	0	0	0	0
20	Makenna Marisa	G	33:38	11-22	4-9	6-7	1	4	5	1	6	32	3	2	1	1	3	2	1	0	0
23	Taniyah Thompson	F	24:34	4-9	1-2	2-3	1	0	1	0	3	11	0	1	1	0	0	0	0	0	0
24	Alexa Williamson	F	11:47	0-4	0-0	0-0	2	0	2	1	0	0	0	0	0	0	0	0	0	0	0
11	Anna Camden	F	16:57	3-4	2-3	0-0	0	0	0	0	0	8	1	0	2	1	0	0	0	0	0
33	Johansia Cash	G	10:52	0-3	0-0	0-0	0	2	2	1	0	0	0	0	0	0	0	0	0	0	0
2	Aicha Dia	F	05:11	0-0	0-0	1-2	0	0	0	1	1	1	0	0	0	0	0	0	0	0	0
0	Ivane Tensaie	G	03:55	0-0	0-0	2-2	0	0	1	1	0	2	0	0	0	0	0	0	0	0	0
12	Kayla Thomas	F	03:10	0-0	0-0	2-2	0	1	1	2	1	2	0	0	0	0	0	0	0	0	0
Team							2	2	4												
Totals			30-70	8-22	22-28	12	17	29	17	23	90	19	10	17	5	3	18				

Technical Fouls: NONE

Dead Ball Rebounds: 4, 0

RU		PSU		Points from		RU		PSU		Period by Period Scoring			
Biggest lead	0 (1												

GAME 22 | PENN STATE AT NO. 10 / NO. 11 MARYLAND | JANUARY 30, 2023 | XFINITY CENTER

GAME 17: AT NEBRASKA



Official Basketball Box Score - Final
Penn St. at Nebraska
 01/17/23 Pinnacle Bank Arena, Lincoln
 2022-23 Women's Basketball

Game Time: 7:01 PM
 Game Duration: 1:43
 Attendance: 3,062

Officials: Felicia Grinter, Angelica Sultren, Missy Brooks

Penn St. - 51		Record: 11-6 (2-4)										Shooting By Period									
NO.	Name	Min	FG	3P	FT	Rebounds	Fouls	TP	AS	TO	ST	Blocks	BS	BA	+/-	1st	2nd	3rd	4th	TOT	
			M-A	M-A	M-A	OR	DR	FF	FD						FG%	3P%	FT%	FG%	FG%		
10	Chanayya Pinto	F 26:25	0-3	0-2	3-4	2	3	5	3	2	3	6	0	0	-24	1st	FG%	4-16	25.0%		
24	Alexa Williamson	F 15:01	2-5	0-0	1-2	2	2	4	1	1	5	1	0	1	-4	3PT%	0-5	0.0%			
4	Shay Ciezki	G 27:04	4-9	2-4	0-0	1-2	2	2	4	1	1	1	0	1	-4	FT%	2-2	100%			
5	Lelani Kapinus	G 22:35	1-10	0-1	1-2	2	3	5	3	1	3	0	3	1	-27	2nd	FG%	6-15	40.0%		
20	Makenna Marisa	G 31:46	5-19	1-8	3-4	0	1	1	0	1	1	3	4	0	-35	3PT%	3-4	75%			
33	Johnasia Cash	07:20	0-2	0-0	0	1	2	3	3	0	0	2	0	0	-14	3rd	FG%	3-14	21.4%		
11	Anna Camden	11:49	1-2	1-2	0-0	0	1	1	0	3	1	0	1	0	-6	FT%	4-8	50%			
23	Taniyah Thompson	23:32	4-9	1-3	1-2	1	1	2	2	3	10	0	1	1	-18	4th	FG%	5-18	27.8%		
1	Ali Brigham	10:29	0-1	0-0	0	1	0	1	0	0	0	0	0	1	-14	GM	FG%	18-23	28.6%		
2	Aicha Dia	10:23	0-1	0-0	0	2	2	4	0	1	0	1	0	1	13	3PT%	2-9	22.2%			
0	Ivane Tensale	06:48	0-1	0-1	0-0	0	1	1	0	0	0	0	0	0	5	FT%	1-2	50%			
12	Kayla Thomas	06:48	1-1	0-0	1-2	0	1	1	0	0	3	0	1	0	5	GM	FG%	5-23	21.7%		
Team						3	1	4	0	0	3	0	1	0	0	FT%	10-16	62.5%			
Totals			18-63	5-21	10-16	14	19	33	15	11	9	19	15	4	6	29					

Technical Fouls: NONE

Dead Ball Rebounds: 3, 0

Nebraska - 80		Record: 11-6 (3-3)										Shooting By Period									
NO.	Name	Min	FG	3P	FT	Rebounds	Fouls	TP	AS	TO	ST	Blocks	BS	BA	+/-	1st	2nd	3rd	4th	TOT	
			M-A	M-A	M-A	OR	DR	FF	FD						FG%	3P%	FT%	FG%	FG%		
34	Isabelle Bourne	F 28:40	4-9	2-6	0-0	3	1	4	0	0	10	1	0	0	26	1st	FG%	8-22	36.4%		
40	Alexis Markowski	C 26:01	4-8	0-2	3-4	6	9	15	2	6	11	2	1	0	15	3PT%	1-4	28.6%			
1	Jaz Shelley	G 33:23	4-9	2-3	0-0	2	7	9	1	0	10	10	6	3	2	0	31	FT%	1-1	100%	
4	Sam Haby	G 25:48	2-10	0-2	3-3	0	6	6	0	4	7	4	2	2	1	19	2nd	FG%	8-16	50.0%	
42	Maddie Krull	G 26:08	5-10	3-5	1-1	0	2	2	4	2	14	1	3	2	0	18	3PT%	4-6	66.7%		
15	Kendall Moriarty	14:27	1-4	1-3	0-0	1	1	2	1	1	3	2	2	2	2	-4	FT%	0-0	0%		
21	Annika Stewart	09:48	2-3	1-1	0-0	0	1	1	0	0	5	2	2	0	11	3rd	FG%	5-13	38.5%		
14	Callin Hake	18:18	6-9	4-6	0-0	0	1	1	1	1	16	1	2	1	0	25	3PT%	2-3	66.7%		
32	Kendall Coley	05:45	0-0	0-0	0-0	0	2	2	1	0	0	1	1	0	0	-5	FT%	5-6	83.3%		
44	Maggie Mendelson	11:42	2-5	0-0	0-0	0	2	3	1	1	4	1	1	0	1	9	4th	FG%	9-16	56.3%	
Team						6	1	7	0	0	1					3PT%	3-5	60.0%			
Totals			30-67	13-28	7-8	18	34	52	11	15	80	24	22	11	6	4	29				

Technical Fouls: NONE

Dead Ball Rebounds: 1, 0

PEN		NEB		Points from Turnovers		PEN		NEB		Period by Period Scoring						
Biggest lead	2 (1st 9:14)	34 (4th 6:48)	Turnovers	24	22	1st	2nd	3rd	4th	TOT	PEN	10	18	10	13	51
Best Scoring Run	11 (2nd 0:21)	14 (4th 6:48)	Paint	22	34											
Lead Changes	3		Second Chance	7	11											
Times Tied	1		Fast Breaks	9	6											
Time with Lead	03:07	36:07	Bench	16	28											

GAME 18: AT NO. 12/9 IOWA



Official Basketball Box Score - Final
Penn St. at Iowa
 01/14/23 Carver-Hawkeye Arena, Iowa City
 2022-23 Women's Basketball

Game Time: 11:30 AM
 Game Duration: 1:54
 Attendance: 12,438

Officials: Nykesha Thompson, Bryan Entinera, Lauren Nieniera

Penn St. - 67		Record: 11-7 (2-5)										Shooting By Period									
NO.	Name	Min	FG	3P	FT	Rebounds	Fouls	TP	AS	TO	ST	Blocks	BS	BA	+/-	1st	2nd	3rd	4th	TOT	
			M-A	M-A	M-A	OR	DR	FF	FD						FG%	3P%	FT%	FG%	FG%		
10	Chanayya Pinto	F 18:22	0-2	0-1	0-0	2	2	4	4	2	0	0	0	0	-13	1st	FG%	6-16	37.5%		
24	Alexa Williamson	F 11:34	2-2	0-0	0-0	0	0	0	1	0	4	0	0	0	-11	3PT%	2-2	100%			
4	Shay Ciezki	G 37:32	7-17	2-8	4-4	1	6	7	4	3	20	3	3	3	0	-38	2nd	FG%	5-13	38.5%	
5	Lelani Kapinus	G 32:25	4-10	0-3	1-2	1	4	5	2	8	16	1	6	4	2	-42	3PT%	0-7	0.0%		
20	Makenna Marisa	G 33:02	2-13	0-4	1-2	0	4	4	1	1	5	1	2	1	0	-45	FT%	4-6	66.7%		
11	Anna Camden	19:53	0-2	0-0	2-2	0	2	2	4	1	1	3	1	2	0	-28	3rd	FG%	3-12	25.0%	
33	Johnasia Cash	07:14	1-2	0-0	2-2	1	1	2	4	1	4	0	0	0	-10	FT%	9-10	90%			
23	Taniyah Thompson	19:30	5-9	0-1	3-3	0	3	3	3	2	13	1	1	1	0	-17	3PT%	1-4	25.0%		
1	Ali Brigham	07:05	0-0	0-0	0-0	0	0	0	0	0	0	0	0	0	-5	4th	FG%	8-19	42.1%		
2	Aicha Dia	06:51	1-1	1-1	0-0	0	0	0	0	0	3	0	0	0	2	3PT%	1-4	25.0%			
12	Kayla Thomas	03:42	0-1	0-0	0-0	1	2	0	0	0	0	0	0	0	1	1	FT%	5-7	71.4%		
0	Ivane Tensale	02:50	0-1	0-1	0-0	0	0	0	0	0	0	0	0	0	1	GM	FG%	22-60	36.7%		
Team						2	0	2	0	0	0	0	0	0	0		3PT%	3-21	14.3%		
Totals			22-60	3-21	20-25	11	20	31	30	18	67	8	20	10	4	1	41				

Technical Fouls: NONE

Dead Ball Rebounds: 1, 1

Iowa - 108		Record: 14-4 (6-1)										Shooting By Period									
NO.	Name	Min	FG	3P	FT	Rebounds	Fouls	TP	AS	TO	ST	Blocks	BS	BA	+/-	1st	2nd	3rd	4th	TOT	
			M-A	M-A	M-A	OR	DR	FF	FD						FG%	3P%	FT%	FG%	FG%		
14	McKenna Warnock	F 29:44	5-8	2-3	4-6	3	7	10	3	4	16	3	3	1	0	0	25	1st	FG%	15-20	75.0%
25	Monika Czianzo	C 22:35	7-11	0-0	6-6	2	3	5	2	6	20	2	0	1	0	0	25	3PT%	3-6	50.0%	
20	Kate Martin	G 17:27	0-1	0-1	0-0	0	3	3	1	0	2	2	1	0	0	30	FT%	1-1	100%		
22	Callin Clark	G 28:01	9-15	3-7	6-6	1	6	7	3	6	27	10	1	1	0	40	2nd	FG%	6-14	42.9%	
24	Gabbie Marshall	G 22:32	1-4	1-3	0-0	1	2	0	1	3	3	1	3	0	1	29	3PT%	2-7	28.6%		
1	Molly Davis	18:14	0-1	0-1	5-6	0	2	2	0	4	5	3	1	0	0	18	4th	FG%	9-10	90%	
45	Hannah Stueke	07:15	4-5	0-0	3-6	2	1	3	4	5	11	0	0	1	0	13	3rd	FG%	8-16	50.0%	
3	Yasmin Alford	14:00	5-6	2-2	0-0	1	2	3	2	1	12	2	1	0	0	13	3PT%	2-5	40.0%		
2	Taylor McCabe	11:13	2-6	1-5	0-0	0	1	1	0	0	0	0	0	1	0	-5	FT%	8-10	80%		
34	AJ Ediger	03:03	1-2	0-0	0-0	1	0	1	0	2	0	0	0	0	0	-2	4th	FG%	7-16	43.8%	
44	Addison O'Grady	04:11	0-0	0-0	2-2	0	0	0	2	2	0	0	0	0	5	5	FT%	3-3	100%		
13	Shateah Wetering	10:29	1-2	1-2	0-2	0	1	1	1	3	3	0	1	0	0	-1	GM	FG%	36-66	54.5%	
40	Sarahn Goodman	06:19	1-3	0-0	0-0	1	1	2	0	2	0	0	0	1	1	-2	3PT%	10-26	38.5%		
23	Jada Gyamfi	04:57	0-2	0-2																	



**2022-23 Penn St. Women's Basketball
Combined Team Statistics
All games**

Game Records

Record	Overall	Home	Away	Neutral
ALL GAMES	12-9	10-3	0-6	2-0
CONFERENCE	3-7	3-2	0-5	0-0
NON-CONFERENCE	9-2	7-1	0-1	2-0

Score by Periods

Team	1st	2nd	3rd	4th	OT	TOT
Penn St.	359	349	399	415	30	1552
Opponents	336	330	373	381	40	1460

Team Box Score

No.	Player				Total		3-Point		F-Throw		Rebounds											
		GP-GS	MIN	AVG	FG-FGA	FG%	3FG-3FGA	3FG%	FT-FTA	FT%	OFF	DEF	TOT	AVG	PF	DQ	A	TO	BLK	STL	PTS	AVG
20	MARISA, Makenna	21-21	739:16	35.2	136-336	.405	45-117	.385	65-84	.774	20	69	89	4.2	37	1	90	59	6	43	382	18.2
4	CIEZKI, Shay	21-20	641:18	30.5	89-208	.428	42-104	.404	20-26	.769	12	34	46	2.2	53	1	60	49	1	29	240	11.4
5	KAPINUS, Leilani	21-21	593:10	28.2	86-189	.455	8-38	.211	56-85	.659	33	93	126	6.0	61	4	56	71	19	71	236	11.2
23	THOMPSON, Taniyah	21-2	427:26	20.4	70-150	.467	16-39	.410	23-30	.767	15	29	44	2.1	31	0	12	23	0	22	179	8.5
24	WILLIAMSON, Alexa	21-16	398:54	19.0	56-118	.475	0-0	.000	23-37	.622	33	48	81	3.9	44	0	14	26	7	16	135	6.4
10	PINTO, Chanaya	20-13	418:53	20.9	39-84	.464	4-22	.182	26-40	.650	34	49	83	4.2	45	1	32	35	1	27	108	5.4
22	CAMPBELL, Alli	10-1	171:14	17.1	16-40	.400	7-20	.350	0-0	.000	4	13	17	1.7	11	0	15	11	0	16	39	3.9
33	CASH, Johnasia	21-3	261:16	12.4	29-72	.403	0-0	.000	19-32	.594	32	61	93	4.4	45	0	14	29	12	17	77	3.7
1	BRIGHAM, Ali	21-3	214:14	10.2	31-48	.646	0-1	.000	12-18	.667	23	26	49	2.3	27	0	19	21	6	5	74	3.5
11	CAMDEN, Anna	20-5	302:53	15.1	17-61	.279	14-48	.292	4-6	.667	4	17	21	1.1	21	0	16	16	6	14	52	2.6
2	DIA, Aicha	13-0	63:52	4.9	6-10	.600	1-2	.500	1-2	.500	3	6	9	0.7	6	0	2	5	1	4	14	1.1
12	THOMAS, Kayla	9-0	35:13	3.9	2-5	.400	0-0	.000	5-6	.833	4	4	8	0.9	7	0	1	4	1	0	9	1.0
0	TENSAIE, Ivane	8-0	29:45	3.7	2-8	.250	1-4	.250	2-2	1.000	0	2	2	0.3	0	0	0	0	0	0	7	0.9
Team											43	48	91					13				
Total		21	4297		579-1329	.436	138-395	.349	256-368	.696	260	499	759	36.1	388	7	331	362	60	264	1552	73.9
Opponents		21	4300		520-1212	.429	143-445	.321	277-366	.757	228	539	767	36.5	372	11	337	451	47	165	1460	69.5

Team Statistics

	PSU	OPP
Scoring	1552	1460
Points per game	73.9	69.5
Scoring margin	+4.4	-
Field goals-att	579-1329	520-1212
Field goal pct	.436	.429
3 point fg-att	138-395	143-445
3-point FG pct	.349	.321
3-pt FG made per game	6.6	6.8
Free throws-att	256-368	277-366
Free throw pct	.696	.757
F-Throws made per game	12.2	13.2
Rebounds	759	767
Rebounds per game	36.1	36.5
Rebounding margin	-0.4	-
Assists	331	337
Assists per game	15.8	16.0
Turnovers	362	451
Turnovers per game	17.2	21.5
Turnover margin	+4.2	-
Assist/turnover ratio	0.9	0.7
Steals	264	165
Steals per game	12.6	7.9
Blocks	60	47
Blocks per game	2.9	2.2
Winning streak	0	-
Home win streak	1	-
Attendance	24789	25244
Home games-Avg/Game	13-1907	6-4207
Neutral site-Avg/Game	-	2-248

Team Results

Date	Opponent		Score	Att.
11/09/2022	Norfolk St.	W	67-61	1777
11/11/2022	Fairfield	W	77-49	1959
11/15/2022	Youngstown St.	W	77-63	1541
11/18/2022	Bryant	W	96-33	1565
11/21/2022	Syracuse	W	82-69	1650
11/25/2022	vs Toledo	W	60-59	350
11/26/2022	vs Fresno St.	W	68-49	145
11/30/2022	Virginia	L	68-89	1823
12/03/2022	at Minnesota	Lot2	96-98	2852
12/08/2022	Indiana	L	58-67	1621
12/11/2022	West Virginia	W	69-57	2218
12/18/2022	at Drexel	Lot	82-86	989
12/21/2022	Cornell	W	79-48	1589
12/30/2022	Rutgers	W	90-72	2368
01/03/2023	at Michigan	L	72-82	3237
01/07/2023	Purdue	W	70-60	2367
01/11/2023	at Nebraska	L	51-80	4526
01/14/2023	at Iowa	L	67-108	12436
01/18/2023	Minnesota	L	67-75	2001
01/22/2023	Wisconsin	W	74-69	2310
01/26/2023	at Rutgers	Lot	82-86	1204



**2022-23 Penn St. Women's Basketball
Season Schedule/Results & Leaders
All games**

Game Records

Record	Overall	Home	Away	Neutral
ALL GAMES	12-9	10-3	0-6	2-0
CONFERENCE	3-7	3-2	0-5	0-0
NON-CONFERENCE	9-2	7-1	0-1	2-0

Team Results

Date	Opponent		Score	Att.	High Points	High Rebounds
11/09/2022	Norfolk St.	W	67-61	1777	(24) MARISA, Makenna	(11) MARISA, Makenna
11/11/2022	Fairfield	W	77-49	1959	(16) WILLIAMSON, Alexa	(8) KAPINUS, Leilani
11/15/2022	Youngstown St.	W	77-63	1541	(21) MARISA, Makenna (21) KAPINUS, Leilani	(9) KAPINUS, Leilani
11/18/2022	Bryant	W	96-33	1565	(20) WILLIAMSON, Alexa	(11) CASH, Johnasia
11/21/2022	Syracuse	W	82-69	1650	(22) MARISA, Makenna	(12) CASH, Johnasia
11/25/2022	vs Toledo	W	60-59	350	(16) CIEZKI, Shay	(10) CASH, Johnasia
11/26/2022	vs Fresno St.	W	68-49	145	(15) WILLIAMSON, Alexa	(5) CASH, Johnasia
11/30/2022	Virginia	L	68-89	1823	(16) MARISA, Makenna	(7) CASH, Johnasia
12/03/2022	at Minnesota	Lot2	96-98	2852	(34) MARISA, Makenna	(8) PINTO, Chanaya
12/08/2022	Indiana	L	58-67	1621	(15) KAPINUS, Leilani	(8) KAPINUS, Leilani
12/11/2022	West Virginia	W	69-57	2218	(15) KAPINUS, Leilani	(8) PINTO, Chanaya
12/18/2022	at Drexel	Lot	82-86	989	(28) MARISA, Makenna	(7) WILLIAMSON, Alexa (7) PINTO, Chanaya
12/21/2022	Cornell	W	79-48	1589	(13) KAPINUS, Leilani	(10) CASH, Johnasia
12/30/2022	Rutgers	W	90-72	2368	(32) MARISA, Makenna	(5) MARISA, Makenna (5) CIEZKI, Shay
01/03/2023	at Michigan	L	72-82	3237	(21) CIEZKI, Shay	(6) MARISA, Makenna (6) BRIGHAM, Ali
01/07/2023	Purdue	W	70-60	2367	(24) MARISA, Makenna	(12) KAPINUS, Leilani
01/11/2023	at Nebraska	L	51-80	4526	(14) MARISA, Makenna	(5) KAPINUS, Leilani (5) PINTO, Chanaya
01/14/2023	at Iowa	L	67-108	12436	(20) CIEZKI, Shay	(7) CIEZKI, Shay
01/18/2023	Minnesota	L	67-75	2001	(25) MARISA, Makenna	(13) WILLIAMSON, Alexa
01/22/2023	Wisconsin	W	74-69	2310	(27) THOMPSON, Taniyah	(7) WILLIAMSON, Alexa
01/26/2023	at Rutgers	Lot	82-86	1204	(24) MARISA, Makenna	(9) WILLIAMSON, Alexa

Attendance Summary

	Games	Attend	Avg/Game
Home	13	24789	1907
Away	6	25244	4207
Neutral	2	495	248
Total	21	50528	2406



**2022-23 Penn St. Women's Basketball
Team Overall Conference
All games**

Summary

Player	Overall Statistics										Conference Statistics									
	GP-GS	MIN/G	FG%	3FG%	FT%	R/G	A/G	STL	BLK	PTS/G	GP-GS	MIN/G	FG%	3FG%	FT%	R/G	A/G	STL	BLK	PTS/G
MARISA, Makenna	21-21	35.2	.405	.385	.774	4.2	4.3	43	6	18.2	10-10	38.1	.370	.352	.792	4.2	4.3	22	4	19.9
CIEZKI, Shay	21-20	30.5	.428	.404	.769	2.2	2.9	29	1	11.4	10-10	34.7	.421	.392	.700	2.5	2.7	17	1	12.3
KAPINUS, Leilani	21-21	28.2	.455	.211	.659	6.0	2.7	71	19	11.2	10-10	31.2	.421	.217	.542	5.9	2.8	38	10	12.1
THOMPSON, Taniyah	21-2	20.4	.467	.410	.767	2.1	0.6	22	0	8.5	10-1	22.2	.500	.478	.824	2.3	0.5	10	0	10.1
WILLIAMSON, Alexa	21-16	19.0	.475	.000	.622	3.9	0.7	16	7	6.4	10-7	20.1	.417	.000	.667	4.8	0.7	7	7	5.0
PINTO, Chanaya	20-13	20.9	.464	.182	.650	4.2	1.6	27	1	5.4	10-8	23.1	.432	.000	.643	3.3	1.6	14	0	4.7
CAMPBELL, Alli	10-1	17.1	.400	.350	.000	1.7	1.5	16	0	3.9	2-1	17.6	.333	.333	.000	1.5	1.5	3	0	4.0
CASH, Johnasia	21-3	12.4	.403	.000	.594	4.4	0.7	17	12	3.7	10-1	7.6	.308	.000	.714	2.5	0.4	5	4	2.1
BRIGHAM, Ali	21-3	10.2	.646	.000	.667	2.3	0.9	5	6	3.5	10-2	9.3	.714	.000	.500	1.5	0.7	1	3	2.3
CAMDEN, Anna	20-5	15.1	.279	.292	.667	1.1	0.8	14	6	2.6	9-0	12.9	.308	.316	1.000	0.7	0.6	7	3	2.7
DIA, Aicha	13-0	4.9	.600	.500	.500	0.7	0.2	4	1	1.1	7-0	4.6	.500	1.000	.500	0.7	0.1	2	1	0.6
THOMAS, Kayla	9-0	3.9	.400	.000	.833	0.9	0.1	0	1	1.0	4-0	3.8	.500	.000	1.000	1.3	0.0	0	0	1.0
TENSAIE, Ivane	8-0	3.7	.250	.250	1.000	0.3	0.0	0	0	0.9	3-0	4.5	.000	.000	1.000	0.7	0.0	0	0	0.7
Totals	21		.436	.349	.696	36.1	15.8	264	60	73.9	10		.411	.338	.688	33.2	14.6	126	33	72.7
Opponent	21		.429	.321	.757	36.5	16.0	165	47	69.5	10		.474	.370	.803	41.7	18.1	69	30	79.7

Scoring

Player	Overall Statistics									Conference Statistics								
	FG-FGA	FG%	3FG-3FGA	3FG%	FT-FTA	FT%	PTS	PTS/G		FG-FGA	FG%	3FG-3FGA	3FG%	FT-FTA	FT%	PTS	PTS/G	
MARISA, Makenna	136-336	.405	45-117	.385	65-84	.774	382	18.2		68-184	.370	25-71	.352	38-48	.792	199	19.9	
CIEZKI, Shay	89-208	.428	42-104	.404	20-26	.769	240	11.4		48-114	.421	20-51	.392	7-10	.700	123	12.3	
KAPINUS, Leilani	86-189	.455	8-38	.211	56-85	.659	236	11.2		45-107	.421	5-23	.217	26-48	.542	121	12.1	
THOMPSON, Taniyah	70-150	.467	16-39	.410	23-30	.767	179	8.5		38-76	.500	11-23	.478	14-17	.824	101	10.1	
WILLIAMSON, Alexa	56-118	.475	0-0	.000	23-37	.622	135	6.4		20-48	.417	0-0	.000	10-15	.667	50	5.0	
PINTO, Chanaya	39-84	.464	4-22	.182	26-40	.650	108	5.4		19-44	.432	0-11	.000	9-14	.643	47	4.7	
CAMPBELL, Alli	16-40	.400	7-20	.350	0-0	.000	39	3.9		3-9	.333	2-6	.333	0-0	.000	8	4.0	
CASH, Johnasia	29-72	.403	0-0	.000	19-32	.594	77	3.7		8-26	.308	0-0	.000	5-7	.714	21	2.1	
BRIGHAM, Ali	31-48	.646	0-1	.000	12-18	.667	74	3.5		10-14	.714	0-0	.000	3-6	.500	23	2.3	
CAMDEN, Anna	17-61	.279	14-48	.292	4-6	.667	52	2.6		8-26	.308	6-19	.316	2-2	1.000	24	2.7	
DIA, Aicha	6-10	.600	1-2	.500	1-2	.500	14	1.1		1-2	.500	1-1	1.000	1-2	.500	4	0.6	
THOMAS, Kayla	2-5	.400	0-0	.000	5-6	.833	9	1.0		1-2	.500	0-0	.000	2-2	1.000	4	1.0	
TENSAIE, Ivane	2-8	.250	1-4	.250	2-2	1.000	7	0.9		0-2	.000	0-2	.000	2-2	1.000	2	0.7	
Totals	579-1329	.436	138-395	.349	256-368	.696	1552	73.9		269-654	.411	70-207	.338	119-173	.688	727	72.7	
Opponent	520-1212	.429	143-445	.321	277-366	.757	1460	69.5		282-595	.474	70-189	.370	163-203	.803	797	79.7	

GAME 22 | PENN STATE AT NO. 10 / NO. 11 MARYLAND | JANUARY 30, 2023 | XFINITY CENTER

Totals

Player	Overall Statistics									Conference Statistics								
	O-REB	D-REB	TOTAL	PF	FO	A	TO	A/TO	HI PTS	O-REB	D-REB	TOTAL	PF	FO	A	TO	A/TO	HI PTS
MARISA, Makenna	20	69	89	37	1	90	59	1.5	34	7	35	42	17	1	43	24	1.8	34
CIEZKI, Shay	12	34	46	53	1	60	49	1.2	21	6	19	25	30	1	27	29	0.9	21
KAPINUS, Leilani	33	93	126	61	4	56	71	0.8	21	18	41	59	32	2	28	30	0.9	18
THOMPSON, Taniyah	15	29	44	31	0	12	23	0.5	27	11	12	23	15	0	5	8	0.6	27
WILLIAMSON, Alexa	33	48	81	44	0	14	26	0.5	20	18	30	48	20	0	7	14	0.5	13
PINTO, Chanaya	34	49	83	45	1	32	35	0.9	13	11	22	33	29	0	16	19	0.8	11
CAMPBELL, Alli	4	13	17	11	0	15	11	1.4	13	1	2	3	2	0	3	0	3.0	8
CASH, Johnasia	32	61	93	45	0	14	29	0.5	9	9	16	25	22	0	4	11	0.4	6
BRIGHAM, Ali	23	26	49	27	0	19	21	0.9	11	9	6	15	13	0	7	9	0.8	6
CAMDEN, Anna	4	17	21	21	0	16	16	1.0	8	1	5	6	11	0	5	4	1.3	8
DIA, Aicha	3	6	9	6	0	2	5	0.4	6	2	3	5	5	0	1	1	1.0	3
THOMAS, Kayla	4	4	8	7	0	1	4	0.3	3	2	3	5	2	0	0	1	0.0	2
TENSAIE, Ivane	0	2	2	0	0	0	0	0.0	3	0	2	2	0	0	0	0	0.0	2
Totals	260	499	759	388	7	331	362	0.9	96	118	214	332	198	4	146	158	0.9	96
Opponent	228	539	767	372	11	337	451	0.7	108	121	296	417	169	4	181	210	0.9	108



GAME 22 | PENN STATE AT NO. 10 / NO. 11 MARYLAND | JANUARY 30, 2023 | XFINITY CENTER

NCAA Statistics

Penn St. - 2022-23 Women's Basketball Ranking Summary thru games 01/28/2023

Statistic	National Conference		Value National Leader		Value Conference Leader		Value
	Rank	Rank	Value	Leader	Value	Leader	
Assist/Turnover Ratio (350 ranked)	111	10	0.91	Colorado St.	1.74	Indiana	1.47
Assists Per Game (350 ranked)	47	9	15.8	UConn	21.2	Iowa	20.2
Blocks Per Game (349 ranked)	189	12	2.9	South Carolina	9.8	Northwestern	4.8
Field Goal Percentage (350 ranked)	73	7	43.6	UConn	52.5	Indiana	50.1
Field Goal Percentage Defense (350 ranked)	298	14	42.9	South Carolina	28.7	Indiana	37.6
Fouls Per Game (350 ranked)	279	13	18.5	Delaware St.	11.9	Iowa	15.3
Free Throw Attempts Per Game (350 ranked)	138	10	17.52	LSU	25.60	Michigan St.	22.15
Free Throw Percentage (350 ranked)	202	10	69.6	Lehigh	80.5	Michigan	78.7
Free Throws Made Per Game (350 ranked)	159	12	12.19	Western Ill.	17.77	Iowa	16.57
Rebound Margin (350 ranked)	208	10	-0.4	South Carolina	22.6	Illinois	7.9
Rebounds (Defensive) Per Game (350 ranked)	262	14	23.8	LSU	32.8	Iowa	31.0
Rebounds (Offensive) Per Game (350 ranked)	109	4	12.4	Troy	21.8	Michigan St.	14.8
Rebounds Per Game (349 ranked)	204	12	36.14	Troy	51.57	Minnesota	43.15
Scoring Defense (350 ranked)	293	9	69.5	South Carolina	45.7	Indiana	60.1
Scoring Margin (349 ranked)	139	10	4.4	South Carolina	37.2	Indiana	21.5
Scoring Offense (350 ranked)	48	9	73.9	LSU	88.2	Iowa	87.3
Steals Per Game (350 ranked)	6	2	12.6	Niagara	15.1	Ohio St.	12.9
Three Point Attempts Per Game (350 ranked)	175	10	18.8	FGCU	31.0	Nebraska	25.5
Three Point Percentage (350 ranked)	47	6	34.9	Gonzaga	40.6	Illinois	38.7
Three Point Percentage Defense (350 ranked)	249	9	32.1	Fairleigh Dickinson	22.0	Ohio St.	26.5
Three Pointers Per Game (350 ranked)	117	10	6.6	FGCU	11.2	Iowa	8.6
Turnover Margin (350 ranked)	37	4	4.24	Niagara	9.58	Ohio St.	8.81
Turnovers Forced Per Game (350 ranked)	13	2	21.48	Niagara	28.89	Ohio St.	22.24
Turnovers Per Game (350 ranked)	249	11	17.2	Colorado St.	8.6	Indiana	12.7
Winning Percentage (349 ranked)	146	8	57.1	LSU South Carolina	100.0 100.0	Indiana	95.0

GAME 22 | PENN STATE AT NO. 10 / NO. 11 MARYLAND | JANUARY 30, 2023 | XFINITY CENTER

Statistic	Player	National Rank	Conference Rank	Value	National Leader	Value	Conference Leader	Value
Assist/Turnover Ratio (250 ranked)	Makenna Marisa	158	12	1.53	Molly Masciantonio, La Salle	3.95	Chloe Moore-McNeil, Indiana	3.55
Assists (149 ranked)	Makenna Marisa	66	6	90	Nika Muhl, UConn	181	Caitlin Clark, Iowa	166
Assists Per Game (250 ranked)	Makenna Marisa	89	7	4.3	Nika Muhl, UConn	9.0	Caitlin Clark, Iowa	7.9
Blocks (150 ranked)					Brooke Flowers, Saint Louis	85	Kendall Bostic, Illinois	37
Blocks Per Game (249 ranked)	Leilani Kapinus	249	10	0.90	Brooke Flowers, Saint Louis	3.70	Kendall Bostic, Illinois	1.76
Double Doubles (41 ranked)					Lauren Gustin, BYU Angel Reese, LSU	20 20	Caitlin Clark, Iowa	10
Field Goal Attempts (147 ranked)	Makenna Marisa	14	2	336	Aneesah Morrow, DePaul	514	Caitlin Clark, Iowa	398
Field Goal Percentage (250 ranked)	Makenna Marisa	209	18	40.5	Mya Berkman, Liberty	70.6	Mackenzie Holmes, Indiana	68.2
Field Goals (149 ranked)	Makenna Marisa	44	5	136	Maddy Siegrist, Villanova	223	Mackenzie Holmes, Indiana	180
Free Throw Attempts (150 ranked)					Angel Reese, LSU	192	Caitlin Clark, Iowa	174
Free Throw Percentage (250 ranked)	Makenna Marisa	200	14	77.4	Erin Houpt, Mercer	97.1	Abbey Ellis, Purdue	89.7
Free Throws (143 ranked)					Caitlin Clark, Iowa Ta'Niya Latson, Florida St.	145 145	Caitlin Clark, Iowa	145
Minutes Per Game (150 ranked)	Makenna Marisa	51	1	35.20	Gabi Vidmar, Cal St. Fullerton	38.74	Makenna Marisa, Penn St.	35.20
Points (197 ranked)	Makenna Marisa	37	3	382	Maddy Siegrist, Villanova	599	Caitlin Clark, Iowa	569
Points Per Game (250 ranked)	Makenna Marisa	38	4	18.2	Maddy Siegrist, Villanova	28.5	Caitlin Clark, Iowa	27.1
Rebounds (147 ranked)					Lauren Gustin, BYU	362	Kendall Bostic, Illinois	218
Rebounds (Defensive) Per Game (29 ranked)					Lauren Gustin, BYU	11.8	Caitlin Clark, Iowa	7.5
Rebounds (Offensive) Per Game (30 ranked)					Angel Reese, LSU	6.3		
Rebounds Per Game (250 ranked)					Lauren Gustin, BYU	16.5	Kendall Bostic, Illinois	10.4
Steals (137 ranked)	Leilani Kapinus Makenna Marisa	6 76	1 4	71 43	Ny'Ceara Pryor, Sacred Heart	81	Leilani Kapinus, Penn St.	71
Steals Per Game (248 ranked)	Leilani Kapinus Makenna Marisa	4 121	1 7	3.38 2.05	Ny'Ceara Pryor, Sacred Heart	4.05	Leilani Kapinus, Penn St.	3.38
Three Point Attempts (148 ranked)	Makenna Marisa	141	6	117	Sammie Puisis, South Fla.	199	Caitlin Clark, Iowa	181
Three Point Percentage (168 ranked)	Shay Ciezki Makenna Marisa	55 80	4 5	40.4 38.5	Brynna Maxwell, Gonzaga	51.6	Yarden Garzon, Indiana	49.5
Three Pointers (144 ranked)	Makenna Marisa Shay Ciezki	94 128	6 8	45 42	Sammie Puisis, South Fla.	76	Caitlin Clark, Iowa	66
Three Pointers Per Game (249 ranked)	Makenna Marisa Shay Ciezki	123 158	6 8	2.14 2.00	Abbey Hsu, Columbia	3.65	Caitlin Clark, Iowa	3.14
Triple Doubles (3 ranked)					Caitlin Clark, Iowa Megan McConnell, Duquesne	2 2	Caitlin Clark, Iowa	2



**2022-23 Penn St. Women's Basketball
Team High/Low Analysis
All games**

Penn St. - Game Highs

POINTS	96	at Minnesota (12/03/2022)
	96	Bryant (11/18/2022)
	90	Rutgers (12/30/2022)
	82	at Rutgers (01/26/2023)
	82	at Drexel (12/18/2022)
FIELD GOALS MADE	82	Syracuse (11/21/2022)
	39	at Minnesota (12/03/2022)
FIELD GOAL ATTEMPTS	38	Bryant (11/18/2022)
	77	Bryant (11/18/2022)
FIELD GOAL PERCENTAGE	76	at Rutgers (01/26/2023)
	.525 (31-59)	Fairfield (11/11/2022)
3 PT FG MADE	.520 (39-75)	at Minnesota (12/03/2022)
	12	at Drexel (12/18/2022)
3 PT FG ATTEMPTS	11	at Minnesota (12/03/2022)
	25	Norfolk St. (11/09/2022)
3 PT FG PERCENTAGE	24	at Minnesota (12/03/2022)
	.522 (12-23)	at Drexel (12/18/2022)
	.500 (9-18)	Purdue (01/07/2023)
FREE THROWS MADE	.500 (5-10)	Youngstown St. (11/15/2022)
	22	Rutgers (12/30/2022)
	20	at Iowa (01/14/2023)
FREE THROW ATTEMPTS	20	Norfolk St. (11/09/2022)
	29	at Drexel (12/18/2022)
	29	Norfolk St. (11/09/2022)
FREE THROW PERCENTAGE	.833 (15-18)	Bryant (11/18/2022)
	.813 (13-16)	Cornell (12/21/2022)
REBOUNDS	55	Bryant (11/18/2022)
	49	Syracuse (11/21/2022)
ASSISTS	21	Cornell (12/21/2022)
	21	vs Fresno St. (N) (11/26/2022)
STEALS	22	vs Fresno St. (N) (11/26/2022)
	21	Bryant (11/18/2022)
BLOCKED SHOTS	7	West Virginia (12/11/2022)
	5	at Rutgers (01/26/2023)
	5	Rutgers (12/30/2022)
	5	at Minnesota (12/03/2022)
TURNOVERS	25	Cornell (12/21/2022)
	23	at Drexel (12/18/2022)
	23	Norfolk St. (11/09/2022)
FOULS	30	at Iowa (01/14/2023)
	27	at Rutgers (01/26/2023)



**2022-23 Penn St. Women's Basketball
Player Highs Analysis
All games**

Penn St. - Individual Game Highs

POINTS	34		Makenna Marisa at Minnesota (12/03/2022)
	32		Makenna Marisa vs Rutgers (12/30/2022)
	28		Makenna Marisa at Drexel (12/18/2022)
	27		Taniyah Thompson vs Wisconsin (01/22/2023)
	25		Makenna Marisa vs Minnesota (01/18/2023)
FIELD GOALS MADE	13		Makenna Marisa at Minnesota (12/03/2022)
	11		Makenna Marisa vs Rutgers (12/30/2022)
FIELD GOAL ATTEMPTS	23		Makenna Marisa vs Purdue (01/07/2023)
	22		Makenna Marisa vs Rutgers (12/30/2022)
	22		Makenna Marisa vs Youngstown St. (11/15/2022)
FIELD GOAL PERCENTAGE (min 5 made)	.800	(8-10)	Leilani Kapinus at Minnesota (12/03/2022)
	.769	(10-13)	Taniyah Thompson vs Wisconsin (01/22/2023)
3 PT FG MADE	7		Makenna Marisa at Drexel (12/18/2022)
	7		Makenna Marisa at Minnesota (12/03/2022)
3 PT FG ATTEMPTS	10		Makenna Marisa at Rutgers (01/26/2023)
	10		Makenna Marisa at Drexel (12/18/2022)
	10		Makenna Marisa at Minnesota (12/03/2022)
3 PT FG PERCENTAGE (min 2 made)	.833	(5-6)	Taniyah Thompson vs Wisconsin (01/22/2023)
	.700	(7-10)	Makenna Marisa at Drexel (12/18/2022)
	.700	(7-10)	Makenna Marisa at Minnesota (12/03/2022)
FREE THROWS MADE	10		Makenna Marisa vs Minnesota (01/18/2023)
	8		Leilani Kapinus at Iowa (01/14/2023)
FREE THROW ATTEMPTS	13		Makenna Marisa vs Minnesota (01/18/2023)
	12		Leilani Kapinus at Iowa (01/14/2023)
FREE THROW PERCENTAGE (min 3 made)	1.000	(6-6)	Leilani Kapinus vs Norfolk St. (11/09/2022)
	1.000	(5-5)	Leilani Kapinus vs West Virginia (12/11/2022)
	1.000	(5-5)	Makenna Marisa vs Syracuse (11/21/2022)
	1.000	(4-4)	Makenna Marisa at Rutgers (01/26/2023)
	1.000	(4-4)	Shay Ciezki at Iowa (01/14/2023)
	1.000	(4-4)	Leilani Kapinus vs Indiana (12/08/2022)
	1.000	(4-4)	Shay Ciezki vs Youngstown St. (11/15/2022)
	1.000	(3-3)	Taniyah Thompson at Iowa (01/14/2023)
	1.000	(3-3)	Shay Ciezki at Drexel (12/18/2022)
1.000	(3-3)	Taniyah Thompson vs Norfolk St. (11/09/2022)	
REBOUNDS	13		Alexa Williamson vs Minnesota (01/18/2023)
	12		Leilani Kapinus vs Purdue (01/07/2023)
	12		Johnasia Cash vs Syracuse (11/21/2022)
ASSISTS	10		Makenna Marisa vs Fairfield (11/11/2022)
	8		Makenna Marisa vs Wisconsin (01/22/2023)
STEALS	9		Leilani Kapinus vs Fairfield (11/11/2022)
	7		Leilani Kapinus vs Purdue (01/07/2023)
BLOCKED SHOTS	4		Leilani Kapinus vs West Virginia (12/11/2022)
	2		Alexa Williamson at Rutgers (01/26/2023)
	2		Ali Brigham at Rutgers (01/26/2023)
	2		Leilani Kapinus vs Wisconsin (01/22/2023)
	2		Alexa Williamson vs Minnesota (01/18/2023)
	2		Anna Camden at Iowa (01/14/2023)
	2		Leilani Kapinus at Iowa (01/14/2023)
	2		Johnasia Cash vs West Virginia (12/11/2022)
	2		Makenna Marisa at Minnesota (12/03/2022)
	2		Leilani Kapinus at Minnesota (12/03/2022)



**2022-23 Penn St. Women's Basketball
Category Leaders
All games**

Points

##	Player	G	Pts	Pts/G
20	Marisa, Makenna	21	382	18.2
4	Ciezki, Shay	21	240	11.4
5	Kapinus, Leilani	21	236	11.2
23	Thompson, Taniyah	21	179	8.5
24	Williamson, Alexa	21	135	6.4
10	Pinto, Chanaya	20	108	5.4
33	Cash, Johnasia	21	77	3.7
1	Brigham, Ali	21	74	3.5
11	Camden, Anna	20	52	2.6
22	Campbell, Alli	10	39	3.9
2	Dia, Aicha	13	14	1.1
12	Thomas, Kayla	9	9	1.0
0	Tensaie, Ivane	8	7	0.9

Scoring Average

##	Player	G	Pts	Pts/G
20	Marisa, Makenna	21	382	18.2
4	Ciezki, Shay	21	240	11.4
5	Kapinus, Leilani	21	236	11.2
23	Thompson, Taniyah	21	179	8.5
24	Williamson, Alexa	21	135	6.4
10	Pinto, Chanaya	20	108	5.4
22	Campbell, Alli	10	39	3.9
33	Cash, Johnasia	21	77	3.7
1	Brigham, Ali	21	74	3.5
11	Camden, Anna	20	52	2.6
2	Dia, Aicha	13	14	1.1
12	Thomas, Kayla	9	9	1.0
0	Tensaie, Ivane	8	7	0.9

Field Goal Percentage

##	Player	FG	Att	Pct
1	Brigham, Ali	31	48	.646
2	Dia, Aicha	6	10	.600
24	Williamson, Alexa	56	118	.475
23	Thompson, Taniyah	70	150	.467
10	Pinto, Chanaya	39	84	.464
5	Kapinus, Leilani	86	189	.455
4	Ciezki, Shay	89	208	.428
20	Marisa, Makenna	136	336	.405
33	Cash, Johnasia	29	72	.403
22	Campbell, Alli	16	40	.400
12	Thomas, Kayla	2	5	.400
11	Camden, Anna	17	61	.279
0	Tensaie, Ivane	2	8	.250

Field Goal Attempts

##	Player	G	Att	Att/G
20	Marisa, Makenna	21	336	16.0
4	Ciezki, Shay	21	208	9.9
5	Kapinus, Leilani	21	189	9.0
23	Thompson, Taniyah	21	150	7.1
24	Williamson, Alexa	21	118	5.6

Field Goals Made

##	Player	G	Made	Made/G
20	Marisa, Makenna	21	136	6.5
4	Ciezki, Shay	21	89	4.2
5	Kapinus, Leilani	21	86	4.1
23	Thompson, Taniyah	21	70	3.3
24	Williamson, Alexa	21	56	2.7

3-Point FG Percentage

##	Player	3FG	Att	Pct
2	Dia, Aicha	1	2	.500
23	Thompson, Taniyah	16	39	.410
4	Ciezki, Shay	42	104	.404
20	Marisa, Makenna	45	117	.385
22	Campbell, Alli	7	20	.350
11	Camden, Anna	14	48	.292
0	Tensaie, Ivane	1	4	.250
5	Kapinus, Leilani	8	38	.211
10	Pinto, Chanaya	4	22	.182

3-Point FG Attempts

##	Player	G	Att	Att/G
20	Marisa, Makenna	21	117	5.6
4	Ciezki, Shay	21	104	5.0
11	Camden, Anna	20	48	2.4
23	Thompson, Taniyah	21	39	1.9
5	Kapinus, Leilani	21	38	1.8

3-Point FG Made

##	Player	G	Made	Made/G
20	Marisa, Makenna	21	45	2.1
4	Ciezki, Shay	21	42	2.0
23	Thompson, Taniyah	21	16	0.8
11	Camden, Anna	20	14	0.7
5	Kapinus, Leilani	21	8	0.4

Free Throw Percentage

##	Player	Made	Att	Pct
0	Tensaie, Ivane	2	2	1.000
12	Thomas, Kayla	5	6	.833
20	Marisa, Makenna	65	84	.774
4	Ciezki, Shay	20	26	.769
23	Thompson, Taniyah	23	30	.767
1	Brigham, Ali	12	18	.667
11	Camden, Anna	4	6	.667
5	Kapinus, Leilani	56	85	.659
10	Pinto, Chanaya	26	40	.650
24	Williamson, Alexa	23	37	.622
33	Cash, Johnasia	19	32	.594
2	Dia, Aicha	1	2	.500

Free Throw Attempts

##	Player	G	Att	Att/G
5	Kapinus, Leilani	21	85	4.0
20	Marisa, Makenna	21	84	4.0
10	Pinto, Chanaya	20	40	2.0
24	Williamson, Alexa	21	37	1.8
33	Cash, Johnasia	21	32	1.5

Free Throws Made

##	Player	G	Made	Made/G
20	Marisa, Makenna	21	65	3.1
5	Kapinus, Leilani	21	56	2.7
10	Pinto, Chanaya	20	26	1.3
23	Thompson, Taniyah	21	23	1.1
24	Williamson, Alexa	21	23	1.1

Rebounds

##	Player	G	Reb	Reb/G
5	Kapinus, Leilani	21	126	6.0
33	Cash, Johnasia	21	93	4.4
20	Marisa, Makenna	21	89	4.2
10	Pinto, Chanaya	20	83	4.2
24	Williamson, Alexa	21	81	3.9

Assists

##	Player	G	Ast	Ast/G
20	Marisa, Makenna	21	90	4.3
4	Ciezki, Shay	21	60	2.9
5	Kapinus, Leilani	21	56	2.7
10	Pinto, Chanaya	20	32	1.6
1	Brigham, Ali	21	19	0.9

Rebounds Average

##	Player	G	Reb	Reb/G
5	Kapinus, Leilani	21	126	6.0
33	Cash, Johnasia	21	93	4.4
20	Marisa, Makenna	21	89	4.2
10	Pinto, Chanaya	20	83	4.2
24	Williamson, Alexa	21	81	3.9

Steals

##	Player	G	Stl	Stl/G
5	Kapinus, Leilani	21	71	3.4
20	Marisa, Makenna	21	43	2.0
4	Ciezki, Shay	21	29	1.4
10	Pinto, Chanaya	20	27	1.4
23	Thompson, Taniyah	21	22	1.0