



2022-23 LADY LION BASKETBALL

UNLEASH
THE PRIDE

GAME 17 | PENN STATE AT NEBRASKA | JANUARY 11, 2023 | PINNACLE BANK ARENA

2022-23 SCHEDULE

Date Opponent (Broadcast) Time/Result

NOVEMBER

9	Norfolk State (B1G+)	W, 67-61
11	Fairfield (B1G+)	W, 77-49
15	Youngstown State (B1G+)	W, 77-63
18	Bryant (B1G+)	W, 96-33
21	Syracuse (B1G+)	W, 82-69
25	vs. Toledo! (FloHoops)	W, 60-59
26	at Fresno State! (FloHoops)	W, 68-49
30	Virginia (B1G/ACC Challenge) (B1G+)	L, 89-68

DECEMBER

3	at Minnesota (Big Ten Network)	L, 98-96 (2OT)
8	#4/3 Indiana (B1G+)	L, 67-58
11	West Virginia (B1G+)	W, 69-57
18	at Drexel (FloHoops)	L, 86-82 (OT)
21	Cornell (B1G+)	W, 79-48
30	Rutgers (B1G+)	W, 90-72

JANUARY

3	at #14/19 Michigan* (B1G+)	L, 82-72
7	Purdue (B1G+)	W, 70-60
11	at Nebraska (B1G+)	8 p.m.
14	at #12/9 Iowa* (Big Ten Network)	12:30 p.m.
18	Minnesota (B1G+)	7 p.m.
22	Wisconsin (Big Ten Network)	12, 4 or 5 p.m.
26	at Rutgers (B1G+)	7 p.m.
30	at #9/11 Maryland (Big Ten Network)	6 p.m.

FEBRUARY

2	Northwestern (B1G+)	7 p.m.
5	#12/9 Iowa (Big Ten Network)	12 p.m.
12	at Michigan State (B1G+)	3 p.m.
16	#3/3 Ohio State (B1G+)	7 p.m.
19	at #24/24 Illinois (B1G+)	3 p.m.
22	at Purdue (B1G+)	7 p.m.
25	Michigan State (B1G+)	2 p.m.

MARCH

1-5	Big Ten Tournament!	TBD
-----	---------------------	-----

* Big Ten Opponent
! Daytona Beach Invitational (Daytona Beach, Fla.)
^ ACC/Big Ten Challenge
! Big Ten Tournament (Minneapolis)
All times Eastern Standard Time

STRATEGIC COMMUNICATIONS

WBB Primary Contact..... Korey Blucas
Office Phone..... 814-865-1757
Cell Phone..... 724-799-4480
Email..... kvb5992@psu.edu

WBB Secondary Contact..... Krista Pylant
Email..... kqp5592@psu.edu



PENN STATE LADY LIONS

(11-5, 2-3 B1G)

at

NEBRASKA CORNHUSKERS

(10-6, 2-3 B1G)



VIDEO | B1G+

RADIO | Penn State Sports Network - 93.3 FM & 1390 AM - Justin Antweil & Joe Putnam

ONLINE | Links to live video, live audio and live stats available at GoPSUSports.com

OPENING TIP

- Penn State is coming off a 70-60 victory over Purdue last Saturday, its fourth-straight win at Bryce Jordan Center and second at home in Big Ten play.
- With a game-high 24 points along with eight boards and six assists, Makenna Marisa moved into 13th place in program history in career points (1,543) and career assists (381), passing Tanya Garner (1988-91, 1,538 points) and Corinne Gulas (1980-81, 379 assists).
- Leilani Kapinus recorded her first double-double of the season and fourth in her career with 17 points and a season-high 12 rebounds.
- This year Marisa leads the team in scoring (18.7 ppg), assists (4.3 apg), made three's (37) and three-point percentage (45.1%) in addition to 4.8 rebounds and 1.9 steals per game.
- Leilani Kapinus leads the Big Ten in steals (52) and is seventh nationally.
- Starting in every contest after the first game, Ciezki has averaged 10.8 points, 2.8 assists, 2.1 three-pointers and 1.3 steals per game.
- Penn State ranks in the nation 10th in steals per game (12.3), 14th in turnovers forced per game (21.9), 17th in three-point percentage (37.0), 31st in assists per game (16.7), 38th in turnover margin (4.6), 44th in field goal percentage (45.1) and 46th in scoring offense (75.7 points per game).

LAST GAME'S STARTERS



#4 Shay Ciezki PPG RPG APG MPG
Fr. | G | 5-7 10.8 2.0 2.8 29.1



#5 Leilani Kapinus PPG RPG APG MPG
R-So. | G | 5-10 11.8 6.1 2.9 27.4



#10 Chanaya Pinto PPG RPG APG MPG
Sr. | F | 6-1 6.2 4.4 1.7 21.0



#20 Makenna Marisa PPG RPG APG MPG
Sr. | G | 5-11 18.7 4.8 4.3 34.9



#24 Alexa Williamson PPG RPG APG MPG
Gr. | F | 6-2 6.6 3.0 0.6 18.3

PENN STATE RESERVES

No.	Name	Pos.	Ht.	Cl.	PPG	RPG	APG	MPG
1	Ali Brigham	F	6-4	Jr.	4.0	2.8	1.2	10.9
11	Anna Camden	F	6-3	Sr.	2.9	1.1	0.9	16.1
23	Tanyah Thompson	G	5-11	Sr.	7.1	1.9	0.5	18.8
33	Johnasia Cash	F	6-3	Gr.	3.9	5.0	0.9	13.8

GAME 17 | PENN STATE AT NEBRASKA | JANUARY 11, 2023 | PINNACLE BANK ARENA

ONE OF THE TOP POINT GUARDS IN THE NATION

- Senior Makenna Marisa was one of 20 point guards selected to the Nancy Lieberman Award Watch List heading into the season and named to the All-Big Ten Preseason Team by the coaches and media.
- This year she leads the team in scoring (18.7 ppg), assists (4.3 apg), made three's (37) and three-point percentage (45.1%) in addition to 4.8 rebounds and 1.9 steals per game.
- She has recorded 71 double-digit scoring games and 31 20-point games with seven this year.
- A 35-game streak of consecutive double-digit games that started at the beginning of last season ended Nov. 26 against Fresno State.
- She has recorded seven 25+ points and 5+ assists games, the 10th most in the Big Ten since 2009-2010 (courtesy of Her Hoop Stats).
- With 1,543 career points, she is 13th in school history.
- Starting this season ranked 24th, she needs 77 more to pass Andrea Garner (1997-2000, 1,619 points) for 12th.
- In program history she also ranks tied for third in 30-point games (seven), fifth in career free throw percentage (82.4%), eighth in career three-point field goals made (161), eighth in career scoring average (15.6 ppg), tied for ninth in career double-digit assist games (three) and 13th in career assists (381).
- In the nation, she ranks 20th in career assists, 26th in career free throw percentage and 50th in career points.
- For the 2022-23 season, she ranks in the nation 22nd in three-point percentage (45.1), 27th in points (299), 33rd in made field goals (110), 51st in minutes per game (35.0), 59th in assists (69), 65th in three's made (37) and 96th in assist/turnover ratio (1.0).
- In the Big Ten she is second in minutes per game, third in three-point percentage, fifth in scoring, tied for fifth in made three's, seventh in assists, tied for seventh in steals, 13th in free throw percentage (76.5) and assist/turnover ratio (1.4) and 18th in field goal percentage (44.0).
- In the win over Rutgers, she produced a game-high 32 points with four made three-pointers and six free throws in addition to five rebounds.
- In the home win over Purdue, she produced 24 points, eight boards and six dimes and went 3-6 from three.
- At Drexel in the second to last game played, she notched one of the best games in her career, pouring in 28 points off 10-16 shooting from the field, including tying a career-high seven made three's, along with five assists, three boards and a steal.
- In the Big Ten-opener at Minnesota she recorded one of the best games as a Lady Lion, recording a career-high 34 points (13-21 from the field, seven three-pointers, six assists, two blocks and two steals).
- In the program's largest comeback against Syracuse, she produced 22 points, including 13 in the fourth quarter, eight rebounds and seven assists.
- She notched a double-double in the first two contests: 24 points and 11 rebounds against Norfolk State and 14 points and 10 assists against Fairfield.
- As a junior, she was a consensus All-Big Ten First-Team pick by the coaches and media and a CoSIDA Academic All-American last year.
- She ranked second in the Big Ten and sixth in the country in scoring at 22.2 points per game, third-highest average by a Lady Lion in a single season.
- She scored double-digit points in all 29 games last season, one of only two Division I players to notch the feat, including 19 20-point games, 13 25-point games and five 30-point performances.
- Her 30-point games included a career-high 33 at Duquesne (12/18), 32 vs. Iowa (1/25) and at Michigan State (2/21), 31 at Purdue (2/9) and 30-point triple-double vs. Delaware State (11/16).
- She had four 20-point halves, coming against Delaware State (20, 1st), Maryland (24, 2nd), Purdue (25, 2nd) and Minnesota (20, 2nd).
- Marisa's 645 total points in the regular season ranked fourth in the Big Ten and 15th in the country and ninth in a season at Penn State.
- In conference games, including six against ranked opponents, she averaged 23.0 points per game, good for second in the conference.
- She also averaged 19.9 in seven games against ranked foes, also second in the Big Ten.
- She was 28th in the country in field goals made (224) and 29th in free throws made (138), while holding seventh in the Big Ten in assists per game (4.2) and total assists (123).

TOP-100 NCAA RANKS

Team Category	Rank	Total
Assist/turnover ratio	96	1.0
Assists per game	31	16.7
Field goal percentage	44	45.1
Scoring margin	76	10.6
Scoring offense	46	75.7
Steals per game	10	12.3
Three-point percentage	17	37.0
Three-pointers per game	98	6.9
Turnover margin	38	4.6
Turnovers forced per game	14	21.9
Winning percentage	90	68.8

Individual Category Rank Total

Shay Ciezki		
Three-point percentage	58	41.0

Makenna Marisa		
Assists	59	69
Assists per game	84	4.3
Field goal attempts	20	250
Field goals made	33	110
Minutes per game	51	35.0
Points	27	299
Points per game	35	18.7
Three-point percentage	22	45.1
Three-pointers made	65	37
Three-pointers per game	88	2.3

Leilani Kapinus		
Steals	7	52
Steals per game	10	3.3

TOP-FIVE BIG RANKS (TEAM)

Team Category	Rank	Total
Offensive rebounds per game	5	12.4
Steals per game	2	12.3
Three-point percentage	4	37.0
Turnover Margin	5	4.6

TOP-10 BIG RANKS (INDIVIDUAL)

Individual Category	Rank	Total
Shay Ciezki		
Three-point percentage	7	41.0
Makenna Marisa		
Assists	7	69
Assists per game	7	4.3
Minutes	3	558
Minutes per game	2	34.9
Points	4	299
Points per game	5	18.7
Steals	T7	31
Steals per game	9	1.9
Three-point percentage	3	45.1
Three-pointers made	T5	37
Three-pointers made per game	T5	2.3

Leilani Kapinus		
Steals	1	52
Steals per game	1	3.3

MAKENNA MARISA RECORD WATCH

Career (Games)

1.	2,919	Kelly Mazzante (133), 2001-04
2.	2,510	Maggie Lucas (132), 2011-14
3.	2,253	Susan Robinson (122), 1989-92
4.	2,108	Teniya Page (116), 2016-19
5.	2,044	Tyra Grant (122), 2007-10
6.	2,025	Kahadeejah Herbert (126), 1982-85
7.	1,995	Tanisha Wright (134), 2002-05
8.	1,897	Suzie McConnell (128), 1985-88
9.	1,786	Alex Bentley (131), 2010-13
10.	1,725	Angie Potthoff (111), 1993-97
11.	1,663	Lisa Shepherd (128), 1998-2001
12.	1,619	Andrea Garner (126), 1997-2000
13.	1,543	Makenna Marisa (99), 2020-present
14.	1,538	Tanya Garner (117), 1988-91
15.	1,514	Vicki Link (123), 1984-87
16.	1,466	Jess Strom (133), 2002-05
17.	1,463	Katina Mack (121), 1992-96
18.	1,428	Jen Bednarek (102), 1977-80
19.	1,328	Maren Walseth (128), 1998-2001
20.	1,320	Cheryl Ellison (114), 1980-83

Career Scoring Average (min. 50 games)

1.	21.9	Kelly Mazzante (133), 2001-04
2.	19.0	Maggie Lucas (132), 2011-14
3.	18.5	Susan Robinson (122), 1989-92
4.	18.2	Teniya Page (116), 2016-19
5.	17.4	Carol Walderman (74), 1981-83
6.	16.8	Tyra Grant (122), 2007-10
7.	16.1	Kahadeejah Herbert (126), 1982-85
8.	15.6	Makenna Marisa (99), 2020-present
9.	15.5	Angie Potthoff (111), 1993-97
10.	14.9	Tanisha Wright (134), 2002-05

Career 30-Point Games

1.	27	Kelly Mazzante (2001-04) 4, 2003-04; 9, 2002-03; 12, 2001-02; 2, 2000-01
2.	8	Teniya Page (2016-19) 1, 2018-19; 2, 2017-18; 4, 2016-17; 1, 2015-16
3.	7	Makenna Marisa (2020-present) 5, 2021-22 ; 1, 2022-23
	7	Maggie Lucas (2011-14) 3, 2013-14; 2, 2012-13; 2, 2011-12
5.	6	Kahadeejah Herbert (1982-85) 2, 1984-85; 2, 1983-84; 2, 1982-83

Career 3-Point Field Goals Made (Games)

1.	365	Maggie Lucas (132), 2011-14
2.	357	Kelly Mazzante (133), 2001-04
3.	230	Lisa Shepherd (128), 1998-2001
4.	191	Jess Strom (133), 2002-05
5.	179	Teniya Page (116), 2016-19
	179	Tyra Grant (122), 2007-10
7.	175	Tiffany Longworth (122), 1994-97
8.	164	Makenna Marisa (99), 2020-present
9.	149	Zhaque Gray (126), 2009-12
10.	147	Jaida Travascio-Green (80), 2017-2020

Career Free Throw Percentage (min. 125 att.)

1.	.907	(547-603)	Maggie Lucas, 2011-14
2.	.874	(487-557)	Susan Robinson, 1989-92
3.	.841	(387-460)	Jess Strom, 2002-05
	.841	(254-302)	Kam Gissendanner, 2006-08
5.	.824	(281-341)	Makenna Marisa, 2020-present
6.	.819	(460-562)	Kelly Mazzante, 2001-04
7.	.817	(197-241)	Julia Trogele, 2008-11
8.	.810	(128-158)	Kim Lazor, 1990-93
9.	.808	(147-182)	Ashli Schwab, 2002-05
10.	.806	(387-480)	Lisa Shepherd, 1998-2001

Career Double-Digit Assist Games (Games)

1.	71	Suzie McConnell (128), 1985-88
2.	26	Tina Nicholson (124), 1993-96
3.	23	Annie Troyan (81), 1981-83
4.	19	Helen Darling (126), 1997-2000
5.	12	Nancy Kuhl (89), 1975-79
6.	9	Jess Strom (133), 2002-05
7.	6	Brianne O'Rourke (120), 2006-09
8.	4	Tanya Garner (117), 1988-91
9.	3	Makenna Marisa (99), 2020-present
	3	Corinne Gulas (63), 1980-81

Career Assists (Games)

1.	1,307*	Suzie McConnell (128), 1984-88
2.	826	Tina Nicholson (124), 1993-96
3.	791	Helen Darling (126), 1997-2000
4.	776	Jess Strom (133), 2002-05
5.	632	Annie Troyan (81), 1981-83
6.	567	Alex Bentley (131), 2010-13
	567	Dana Eikenberg (122), 1989-92
8.	560	Brianne O'Rourke (120), 2006-09
9.	528	Nancy Kuhl (89), 1975-79
10.	484	Tanisha Wright (134), 2002-05
11.	417	Teniya Page (116), 2016-19
12.	411	Tanya Garner (117), 1988-91
13.	381	Makenna Marisa (99), 2020-present
14.	379	Corinne Gulas (63), 1980-81
15.	323	Tiffany Longworth (122), 1994-97

A TRIO OF 1,000 POINT SCORERS

- Johnasia Cash notched her 1,000 career point in the win over Youngstown State, becoming the third current Lady Lion to accomplish the feat (Makenna Marisa and Taniyah Thompson).
- Cash has produced 392 combined from the 2020-21 and 2022-23 seasons as a Lady Lion for an average of 9.8 ppg.
- She had 659 in her seasons at SMU.
- Thompson accomplished the feat in her three seasons at East Carolina.
- Among active career scoring leaders in Division I, Marisa ranks 50th (1,543), Thompson 107th (1,325) and Cash 248th (1,051).

CASHING REBOUNDS

- Johnasia Cash has pulled down the 11th most career rebounds (927) among active Division I players in the nation and is also 29th in double-doubles (25).
- In her fifth season, Cash has averaged 7.3 boards per game both in her career and two seasons at Penn State (2020-21 and 2022-23).
- In her first season as a Lady Lion in which she earned Third-Team All-Big Ten from the media, she recorded a double-double in all 11 games in which she gathered 10+ rebounds.
- After readjusting due to missing last season, her rebounding picked up with a three-game streak of 10+ rebounds (Bryant-11, Syracuse-12 and Toledo-10).

SOPHMORE CAMPAIGN FOR ALL-FRESHMAN KAPINUS

- Much like last season, Leilani Kapinus has proven she can do it all for the Lady Lions.
- This year she leads the squad in steals (52), rebounds (6.1 per game) and blocks (13) and has put up 11.8 points and 2.9 per game, a 50.4 field goal percentage and 72.4 free throw percentage.
- Kapinus is seventh in the nation in steals, leads the Big Ten in overall steals and steals per game (3.3) while tied for 15th in blocks, 19th in rebounding and free throw percentage and 22nd in assists (46).
- She has scored in double-figures in eight-straight games and 12 overall, pulled down at least seven rebounds in seven contests and gotten at least three steals nine times.
- She produced her first double-double of the season in the win over Purdue with 17 points and 12 rebounds along with a game-high seven steals and four assists.
- She has scored in double-figures in seven-straight games and 11 overall, pulled down at least seven rebounds in six contests and gotten at least three steals eight times.
- She racked up nine steals in the win over Fairfield along with 11 points and eight boards.
- In the win over Youngstown State, she nearly produced a double-double with 21 points and nine boards along with five assists and four steals.
- Against Fresno State, she produced 12 points, six steals and five assists.
- She notched 18 points on 8-10 shooting from the field and had five steals and four assists.
- Making all five free throws, she got 15 points, seven rebounds, four blocks and three steals in the win over West Virginia.
- After redshirting the 2019-20 season, Leilani Kapinus earned All-Big Ten Freshman-Team honors last years.
- Kapinus averaged 9.6 points and 5.7 rebounds per game, tallied 46 assists, 33 blocks and 59 steals, shot 43 percent from the floor and collected 16 double-figure games (two with 20+ points and three double-doubles)
- She was one of eight Division I players with 30+ blocks and 55+ steals.
- She ranked third in the Big Ten in blocks per game (1.14), third in the Big Ten in steals per game (2.03) and fourth in total steals (59)
- She led Big Ten freshmen in steals, sitting 13th among all Division I freshmen and held second among Big Ten freshmen in blocks, ranking 13th among all Division I freshmen.

INSTANT IMPACT FROM CIEZKI

- Shay Ciezki has made an instant impact as a freshman.
- After coming off the bench in the opener, Ciezki has started every game since.
- In 466 minutes of action as the main ballhandler after Marisa, she has committed just 33 turnovers with 44 assists.
- She is one of three Lady Lions averaging at least double-digit points (10.8), has made the second most three's (32) and averaged 1.3 steals.
- In the nation she ranks 58th in three-point percentage, and in the conference she's seventh along with being tied for 11th in three's made per game (2.0) and tied for 23rd in assists.

MEDIA INFORMATION**KIEGER AVAILABILITY**

All interview requests for head coach Carolyn Kieger should be directed to Corey Blucas (kvb5992@psu.edu) in the Strategic Communications Office. Coach Kieger will hold weekly press conferences during the season. A schedule is available by contacting the Strategic Communications Office. Coach Kieger will not be available on game day prior to tip-off. Postgame press conferences will be held after each game, home and away.

PLAYER INTERVIEWS

All student-athlete interviews must be arranged through Corey Blucas at least 72 hours in advance. Interviews will not be granted on game day prior to tip-off. Player phone numbers will not be released. Following games, requested Penn State student-athletes will be available in the BJC Green Room after home games. The Penn State locker room is closed.

CREDENTIALS

Single game press credentials are issued to accredited members of the working media only. Requests for credentials should be directed to Corey Blucas at least one week in advance of each game. Press credentials can be picked up at Media Will Call, which is located at the Media/Team entrance, on the south side of the Bryce Jordan Center, across from the Panzer Lacrosse Stadium.

PHOTOGRAPHERS

A photo pass must be issued to gain access courtside in the Bryce Jordan Center. Please contact Corey Blucas one week in advance for photo passes. Courtside photographers must follow NCAA guidelines.

RADIO NETWORKS

The Penn State Sports Network originates from the first row of Booth C23 in the press area. Visiting radio stations are located on the first row of Booth C21 in the press area. Visiting radio is provided Ethernet, POTS and ISDN connections.

PRESS ROW SEATING

The press seating area is located atop section 122 and 123 of the Bryce Jordan Center. Please allow several minutes when taking the elevator to the press room or media seating areas.

GAME NOTES

Game notes will be provided at least 24 hours in advance of each game. Penn State, Big Ten and opposing team game notes will be available in the Media Central Box folder. If you would like to receive game notes via email, please contact Corey Blucas in the Strategic Communications office.

GAME 17 | PENN STATE AT NEBRASKA | JANUARY 11, 2023 | PINNACLE BANK ARENA

- At then-No. 14/19 Michigan, she notched career highs in points (21), field goals (eight) and three-pointers (five) along with four assists.
- She became just the second Lady Lions' freshman since the 2009-10 season with 20+ points, 5+ three's and 4+ assists in a Big Ten game (Maddie Burke: 20 points, six three's and four assists at Iowa, Feb. 19, 2021).
- She was pivotal in the team's 21-point comeback against Syracuse, scoring 16 of her 18 points during the team's second half rally.
- She followed the game with 16 points and three assists with two three-points against Toledo.
- She notched her first double-digit scoring performance against Youngstown State with 16 points along with five rebounds and three assists.
- She produced her first collegiate basket as part of a seven-point, four-rebound and two-steal performance against Fairfield.
- She notched a career-high six assists along with 14 points and four three-pointers in the win over West Virginia.

A COMEBACK FOR THE AGES

- Penn State recorded its largest comeback in program history against Syracuse, bouncing back from a 21-point deficit three minutes into the third quarter to win 82-69.
- The previous school record for a comeback was 17 against Wisconsin (W, 58-56 in overtime on Jan. 22, 2009, trailed 24-41 with 10:21 remaining in the second half).
- The 21-point comeback is tied for the second largest in Big Ten history (Nebraska over Creighton, Dec. 6, 2015).
- Penn State was able to cut the deficit to 10 (55-45) at the end of the third and then took over in the fourth quarter, outscoring the Orange 37-14 to hand them their first loss of the season.
- Makenna Marisa and Shay Ciezki scored 13 points apiece to lead the charge for Penn State in the fourth quarter.
- The duo combined for 9-of-14 shooting, highlighted by a 3-for-5 mark beyond the arc by Ciezki.
- Chanaya Pinto pulled down six rebounds in the fourth quarter, which was three more than Syracuse had as a team.
- Alli Campbell had a pair of steals to account for two of the Orange's five turnovers.
- The Lady Lions didn't commit a turnover in the quarter and held the Orange off the free-throw line.
- They also dished out eight assists on their 13 field goals while shooting 65 percent from the field.
- The 37 points in the fourth is the third-most scored in a quarter, two off the school record (Michigan State, Jan. 17, 2016 and Saint Peter's, Nov. 13, 2016).
- The Lady Lions went 13-20 (65%) from the field in the final quarter, including 7-15 (46.7%) from three.
- In the third quarter, Penn State went 8-16 from the field and 4-8 from three.
- Penn State got 20 bench points in the second half with none by Syracuse and had a 13-1 fast break, 19-5 second chance points and 27-11 rebounding advantages in the last two quarters.
- Marisa led all players in scoring in the game with 22 points while adding eight rebounds and seven assists.
- Johnasia Cash just missed a double-double as she led all players with 12 rebounds in addition to her nine points.

NONCONFERENCE HOME WINNING STREAK

- Penn State had a 14-game non-conference home winning streak, the fourth-longest in program history, end against Virginia.
- The streak began Dec. 3, 2019 with a 78-73 win over Pitt in the Big Ten/ACC Challenge and had one more win that season, 88-65 over Sacred Heart.
- The Lady Lions racked up three-straight of these victories in the 2020-21 season: 84-65 over Coppin State, 87-54 against Saint Francis (Pa.) and 70-69 over Rhode Island.
- Penn State went 4-4 last year in Bryce Jordan Center: 85-66 over LIU, 83-69 against Rider, 120-51 versus Rider and 78-58 over Youngstown State.
- The seven straight wins were the longest since an 11-game streak from Dec. 9, 2012-Jan. 27, 2013.
- The Lady Lions notched the fourth best start at 7-0, tied with the 1996-97 team.
- Penn State has had seven-straight seasons with a .500 or better record in non-

CAREER MILESTONE TRACKER

Milestone (current total)

1 Ali Brigham

750 Points (571)
250 Rebounds (Accomplished Nov. 30 against Virginia)
100 Blocks (59)

5 Leilani Kapinus

500 Points (467)
250 Rebounds (Accomplished Jan. 3 at No. 14/19 Michigan)
200 Made Field Goals (174)
100 Steals (Accomplished Dec. 30 against Rutgers)
100 Free Throws (99)
100 Assists (92)

10 Chanaya Pinto

250 Points (179)
100 Made Field Goals (64)

11 Anna Camden

750 Points (557)
200 Field Goals (Accomplished Dec. 21 against Cornell)
100 Games Played (99)
100 Made Three-Pointers (Accomplished Dec. 21 against Cornell)
100 Steals (77)

20 Makenna Marisa

1500 Points (Accomplished Dec. 30 against Rutgers)
500 Field Goals (Accomplished Dec. 3 at Minnesota)
500 Rebounds (453)
500 Assists (381)
300 Made Free Throws (281)
200 Made Three-Pointers (164)
100 Games (99)
100 Starts (98)

23 Taniyah Thompson

1500 Points (1325)
500 Made Field Goals (Accomplished Dec. 21 against Cornell)
200 Made Free Throws (180)
100 Assists (93)
100 Games Played (97)

24 Alexa Williamson

1000 Points (894)
200 Made Free Throws (194)
100 Blocks (94)
100 Steals (93)

33 Johnasia Cash

1000 Points (Accomplish Nov. 15 against Youngstown State)
1000 Rebounds (927)
500 Made Field Goals (426)
200 Made Free Throws (190)
100 Assists (92)

GAME 17 | PENN STATE AT NEBRASKA | JANUARY 11, 2023 | PINNACLE BANK ARENA

conference play.

Non-Conference Home Court Winning Streaks

G	Began	Ended	Team That Ended Streak
16	12/22/05	12/6/08	Dayton, 66-67
15	12/28/10	11/17/13	Connecticut, 52-71
15	12/12/84	12/11/87	Virginia, 54-59
14	12/22/19	11/30/22	Virginia, 89-68
12	12/0/91	2/16/93	Vanderbilt, 57-66
11	12/12/15	3/19/17	Virginia Tech, 55-64 %
11	1/24/78	1/6/79	Texas, 69-76
10	11/15/02	12/21/03	Louisiana Tech, 84-87
10	12/19/81	1/30/83	Tennessee, 60-75

NET RANKINGS

- The first NET Rankings came out Monday, Dec. 5, and the Lady Lions debuted at No. 48, the best slot for the program since the system that replaced the RPI started in the 2020-21 season.
- Currently at No. 58, Penn State owns one Quad II (25-50) victory (No. 43 Purdue) and three Quad III (NET 51-100) victories: Toledo (60), Syracuse (61) and West Virginia (78).
- Penn State has many opportunities the rest of the season to climb up the ranking system, used by the NCAA Tournament Selection Committee for determining at-large bids and seeding, with three more contests against current top-25 and six in the second quadrant.

EXPERIENCED NEW FACES

- Penn State has seven newcomers on the team with four players with Division I experience: Chanaya Pinto (Oregon), Taniyah Thompson (East Carolina), Alexa Williamson (Temple) and Johnasia Cash (Penn State and SMU).
- Thompson was named the American Athletic Conference's Most Improved Player and all-conference first-team.
- She notched 1,189 points, 230 rebounds, 81 assists and 120 steals as a Pirate.
- Last year she averaged 18.5 points per game, ranking second in the AAC, and 4.3 rebounds per game, collected 36 assists and 43 steals and ranked in the conference in field goals made (199) and ranked eighth in free-throw percentage (78.4).
- She had 27 games scoring in double-figures, including 12 games with 20+ points and a career-high 31 points against UNC Wilmington
- Williamson was a three-year starter and four-year letterwinner for the Owls.
- She collected 788 points, 504 rebounds and 92 blocks while shooting 44.5 percent from the floor.
- Pinto played all 30 games for the Ducks last year and tallied 86 points, 73 rebounds, 19 assists and 18 steals, while averaging 11.4 minutes per game.
- Prior to Oregon, she led Northwest Florida State College to its first ever NJCAA Women's Basketball National Championship as a sophomore and earned second-team All-America honors.
- Cash returns to the Lady Lions after sitting out last season.
- In 2020-21, she was named all-Big Ten Second-Team (media) after averaging 13.7 points per game and a team-best 8.8 rebounds per game while shooting 47.1 percent from the field.
- She ranked in the league third in rebounds per game (8.8), fourth in double-doubles (10) and eighth in blocks (26).

PENN STATE QUICK FACTS

University Information

Location	University Park, Pa.
Founded	1855
Enrollment (University Park campus)	45,901
Colors	Blue & White
Nickname	Lady Lions
Conference	Big Ten
President	Dr. Neeli Bendapudi
VP for Intercollegiate Athletics	Dr. Patrick Kraft
Deputy AD/SWA (WBB Administrator)	Lynn Holleran
Facility (cap.)	Bryce Jordan Center (15,104)
All-Time Record at BJC	286-113 (28 seasons)

Basketball Staff

Head Coach	Carolyn Kieger (Marquette '06)
	Penn State Record: 38-61 (4th season)
	Career Record: 137-126 (8th season)
	Postseason Appearances - Three (3 NCAA)
Assistant Coach	Terri Williams (Penn State '91)
Assistant Coach	Sharnae Zoll-Norman (Virginia '08)
Assistant Coach	Maggie Lucas (Penn State '14)
Director of Operations	Pam Brown (Charlotte '06)
Chief of Staff	MaryLynne Schaefer (Hartford '06)
Dir. of Video & Analytics	Eric Gracia (Texas-PA '13)
Dir. of Player Development	Natisha Heideman (Marquette '19)
Graduate Assistant	Amari Boyd (Penn State '19)
Graduate Assistant	Courtney Roman (Penn State '22)
Athletic Trainer	Claire Peters (Northern Arizona '11)
Strength Coach	Rhian Davis (Florida '08)

Program History

First Year of Women's Basketball	1965
All-Time Record	986-543 (59th season)
All-Time Big Ten Record	287-219 (31th season)
NCAA Tournament App./Last	25/2014
NCAA Tournament Record	32-25
NCAA Regional App./Last	13/2014
NCAA Final Four App./Last	One/2000
Big Ten Reg. Season Championships	Eight
Big Ten Tournament Championships	Two

Team Information

2021-22 Record	11-18
Home	7-6
Away	3-9
Neutral	1-3
Big Ten Record (finish)	5-13 (11)
Home	3-6
Away	2-7
Letterwinners Returning/Lost	5/6
Starters Returning/Lost	4/1
Big Ten Tournament	First Round
Postseason	n/a

#UnleashThePRIDE

Women's Basketball Twitter	@PennStateWBB
Women's Basketball Instagram	pennstateWBB
Women's Basketball Facebook	Penn State Lady Lion Basketball
Penn State Athletics Twitter	@GoPSUSports
Penn State Athletics Website	gopsusports.com
Hashtags	#UnleashThePRIDE #WeAre

GAME 17 | PENN STATE AT NEBRASKA | JANUARY 11, 2023 | PINNACLE BANK ARENA

GAME-BY-GAME STARTERS (Sorted by Number-Lowest to Highest)

11/9	Norfolk State	Leilani Kapinus	Anna Camden	Makenna Marisa	Taniyah Thompson	Alexa Williamson
11/11	Fairfield	Shay Ciezki	Leilani Kapinus	Anna Camden	Makenna Marisa	Alexa Williamson
11/15	Youngstown St.	Shay Ciezki	Leilani Kapinus	Anna Camden	Makenna Marisa	Johnasia Cash
11/18	Bryant	Shay Ciezki	Leilani Kapinus	Anna Camden	Makenna Marisa	Alexa Williamson
11/21	Syracuse	Shay Ciezki	Leilani Kapinus	Makenna Marisa	Alexa Williamson	Johnasia Cash
11/25	vs. Toledo	Shay Ciezki	Leilani Kapinus	Chanaya Pinto	Makenna Marisa	Alexa Williamson
11/26	vs. Fresno St.	Shay Ciezki	Leilani Kapinus	Chanaya Pinto	Anna Camden	Makenna Marisa
11/30	Virginia	Shay Ciezki	Leilani Kapinus	Makenna Marisa	Alexa Williamson	Johnasia Cash
12/3	at Minnesota	Shay Ciezki	Leilani Kapinus	Chanaya Pinto	Makenna Marisa	Johnasia Cash
12/8	No. 4/3 Indiana	Shay Ciezki	Leilani Kapinus	Makenna Marisa	Alli Campbell	Alexa Williamson
12/11	West Virginia	Shay Ciezki	Leilani Kapinus	Chanaya Pinto	Makenna Marisa	Alexa Williamson
12/18	at Drexel	Shay Ciezki	Leilani Kapinus	Chanaya Pinto	Makenna Marisa	Alexa Williamson
12/21	Cornell	Ali Brigham	Shay Ciezki	Leilani Kapinus	Chanaya Pinto	Makenna Marisa
12/30	Rutgers	Ali Brigham	Shay Ciezki	Leilani Kapinus	Chanaya Pinto	Makenna Marisa
1/3	at No. 14/19 Michigan	Ali Brigham	Shay Ciezki	Leilani Kapinus	Chanaya Pinto	Makenna Marisa
1/7	Purdue	Shay Ciezki	Leilani Kapinus	Chanaya Pinto	Makenna Marisa	Alexa Williamson

Bold = Started every game this season (Kapinus and Marisa)

THE OPPOSITION

Scouting Nebraska

- Are 10-6 to start the season and have lost three-straight Big Ten games (76-59 against Michigan, 74-62 in overtime at then-No. 3/4 Indiana and 57-45 at Rutgers last Saturday) after winning 90-67 at No. 20 Maryland 90-67 and 82-54 over Wisconsin at home.
- Rank in the nation 31st in made three-pointers per game (8.4) and assists per game (16.7).
- Junior guard Jaz Shelley ranks 10th in the nation in assists (102) and leads the team in scoring (14.3 points per game), three-pointers (37) and steals (24).
- Sophomore center/forward Alexis Markowski leads the Big Ten in double-doubles (six), averaging a team-high 9.0 rebounds per game along with 14.3 points per game, 19 blocks and 42.9 three-point field goal percentage.

Against The Cornhuskers

- Nebraska has the edge in the series, 10-8.
- Penn State took last year's matchup 83-76 on Feb. 17 at home.

BY THE NUMBERS

	Penn State	Nebraska
Scoring Offense	75.7	70.2
Scoring Defense	65.1	61.3
Field Goal Pct.	45.1	41.5
Field Goal Pct. Defense	41.0	37.7
3FG Made Per Game	6.9	8.4
3FG Pct.	37.9	33.6
3FG Pct. Defense	31.1	32.2
Free Throw Pct.	69.7	69.2
Rebounding	37.1	39.7
Rebounding Allowed	34.1	36.3
Assists	16.7	16.7
Turnovers	17.3	15.2
Assist/Turnover Ratio	1.0	1.1
Steals	12.3	7.3
Blocks	2.6	3.9

INSIDE THE SERIES

Overall:	Nebraska leads 10-8	
Current Streak:	W, 1	
Home:	5-3	
Away:	2-7	
Neutral Site:	1-0	

Last Five Meetings:

2/13/20	A	L, 58-75
2/4/21	H	W, 85-74
2/21/21	A	L, 72-87
2/3/22	A	L, 61-76
2/17/22	H	W, 83-76

NATIONAL POLLS

AP TOP 25 (Week 10)

Rank	Team	Record	Pts.	Prev.
1.	South Carolina (28)	16-0	700	1
2.	Stanford	16-1	671	2
3	Ohio State	17-0	645	3
4.	UConn	13-2	587	5
5.	LSU	16-0	582	7
6	Indiana	14-1	574	6
7.	Notre Dame	12-2	542	4
8.	UCLA	14-2	457	12
9	Maryland	13-3	437	13
10.	Utah	14-1	427	8
11.	NC State	13-3	370	10
12	Iowa	12-4	352	16
13.	Virginia Tech	13-3	342	9
14.	Arizona	14-2	341	15
15.	Iowa St.	10-3	307	11
16.	Duke	14-1	281	19
17	Michigan	13-3	261	14
18.	Baylor	12-3	253	23
19.	Oklahoma	12-2	212	17
20.	Gonzaga	16-2	197	20
21.	Oregon	12-4	144	18
22.	North Carolina	10-5	126	22
23.	Kansas	12-2	99	21
24	Illinois	14-3	42	NR
25.	Villanova	14-3	35	NR

Others receiving votes: Arkansas 33, Middle Tennessee 27, St. John's 22, Miami (FL) 10, USF 6, Florida State 5, Seton Hall 5, Creighton 5, Colorado 2, Louisville 1

COACHES POLL (WEEK 10)

Rank	Team	Record	Pts.	Prev.
1.	South Carolina (32)	16-0	800	1
2.	Stanford	16-1	768	2
3.	Ohio State	17-0	734	3
4.	UConn	13-2	674	5
5.	LSU	16-0	673	6
6	Indiana	14-1	639	7
7.	Notre Dame	12-2	626	4
8.	Utah	14-1	496	8
9	Iowa	12-4	473	12
10.	Arizona	14-2	462	13
11	Maryland	13-3	454	14
12.	NC State	13-3	451	9
13.	Virginia Tech	13-3	420	10
14.	UCLA	14-2	405	15
15.	Iowa State	10-3	401	11
16.	Oklahoma	12-2	277	16
17.	Baylor	12-3	266	21
18.	Oregon	12-4	223	17
19.	Duke	14-1	209	22
20	Michigan	13-3	201	19
21.	Gonzaga	16-2	194	20
22.	North Carolina	10-5	170	18
23.	Arkansas	16-3	73	RV
24	Illinois	14-3	53	RV
25.	Kansas	12-2	48	25

Others receiving votes: Florida Gulf Coast 36, St. John's 30, USF 26, Louisville 22, Florida State 21, Villanova 18, Georgia 14, Creighton 11, Middle Tennessee 7, Texas Tech 5, Texas 5, Miami 3, Drexel 3, Colorado 3, Seton Hall 2, Columbia 2, Tennessee 1, Cleveland State 1

MISCELLANEOUS STATISTICS

Games Led Penn State in Scoring*	
Marisa.....	9
Kapinus.....	4
Williamson.....	3
Ciezki.....	2
Games Led Penn State in Rebounds*	
Cash.....	6
Kapinus.....	4
Marisa.....	3
Pinto.....	3
Brigham.....	1
Ciezki.....	1
Williamson.....	1
Games Led Penn State in Assists*	
Marisa.....	9
Ciezki.....	5
Kapinus.....	5
Pinto.....	2
Brigham.....	1
Camden.....	1
Games Double-Figure Scoring	
Marisa.....	14
Kapinus.....	12
Ciezki.....	9
Williamson.....	5
Thompson.....	4
Pinto.....	3
Brigham.....	1
Campbell.....	1
Games With 20 or more Points	
Marisa.....	7
Ciezki.....	1
Kapinus.....	1
Williamson.....	1
Games With 30 or more Points	
Marisa.....	2
Games With 10 or more Rebounds	
Cash.....	4
Kapinus.....	1
Marisa.....	1
Games With 5 or more Assists	
Marisa.....	7
Kapinus.....	3
Ciezki.....	2
Brigham.....	1
Pinto.....	1
Games With 10 or more Assists	
Marisa.....	1
Games With 5 or more Steals	
Kapinus.....	5
Campbell.....	1
Marisa.....	1
Pinto.....	1
Thompson.....	1
Double-Doubles	
Marisa.....	2
Triple-Doubles	

* - includes tied for the team lead

GAME 17 | PENN STATE AT NEBRASKA | JANUARY 11, 2023 | PINNACLE BANK ARENA

PENN STATE WHEN...

Played at home	9-2
Played on the road	0-3
Played at a neutral location	2-0
vs. Top 10 teams	0-1
vs. Top 25 teams	0-1
Games decided by 3 points or less	1-1
Games decided by 4-10 points	2-3
Games decided by 11-19 points	5-0
Games decided by 20 points or more	3-1
Led at the half	10-1
Trailed at the half	1-4
Was tied at the half	0-0
Went to overtime	0-0
Went to double overtime	0-0
Scored 90 or more points	2-1
Scored 80-89 points	1-1
Scored 70-79 points	4-1
Scored 60-69 points	4-1
Scored 50-59 points	0-1
Scored fewer than 50 points	0-0
Allowed 90 or more points	0-1
Allowed 80-89	0-3
Allowed 70-79	1-0
Allowed 60-69	4-1
Allowed 50-59	3-0
Allowed fewer than 50 points	3-0
Shot 50% or more	2-1
Shot 40-49%	7-3
Shot 30-39%	2-1
Shot under 30%	0-0
Allowed 50% or more	1-2
Allowed 40-49%	2-3
Allowed 30-39%	5-0
Allowed under 30%	3-0
Shot better from the field	7-2
Shot same/worse from the field	4-3
Shot better from the FT line	7-0
Shot same/worse from the FT line	4-5
Outrebounded opponents	8-1
Was outrebounded	2-4
Tied opponent in rebounding	1-0
Committed fewer turnovers	10-3
Committed more turnovers	1-1
Turnovers are even	0-1
Committed 15 or more turnovers	8-3
Committed 14 or less turnovers	3-2
Records 7 or more steals	11-5
Records 6 or less steals	0-0
PSU wins the tip	10-3
Opponent wins the tip	1-2

LADY LIONS...

By Time		
Day Game (before 5 p.m. local)	5-2	
Night Game	6-3	
By Month		
November	7-1	
December	3-3	
January	1-1	
By Day		
Sunday	1-1	
Monday	1-0	
Tuesday	1-1	
Wednesday	2-1	
Thursday	0-1	
Friday	4-0	
Saturday	2-1	
Vs. The Conferences		
ACC	1-1	
America East	1-0	
Big 12	1-0	
CAA	0-1	
Horizon League	1-0	
Ivy League	1-0	
MAAC	1-0	
MAC	1-0	
MEAC	1-0	
MWC	1-0	

BIG TEN STANDINGS

(as of 1/9/22)

	Big Ten		Overall	
	W-L	Pct.	W-L	Pct.
Ohio State	6-0	1.000	17-0	1.000
Indiana	4-1	.800	14-1	.933
Maryland	4-1	.800	13-3	.812
Iowa	4-1	.800	12-4	.750
Illinois	4-2	.667	14-3	.824
Michigan	3-2	.600	13-3	.812
Purdue	2-3	.400	11-4	.733
Penn State	2-3	.400	11-5	.688
Michigan St.	2-3	.400	10-6	.625
Nebraska	2-3	.400	10-6	.625
Minnesota	1-4	.200	8-8	.500
Rutgers	1-4	.200	7-10	.412
Wisconsin	1-4	.200	5-11	.312
Northwestern	0-5	.000	6-9	.400



This Week Around the BIG

Tuesday, 1/10

Michigan at Purdue 6:30 pm

Wednesday, 1/11

Wisconsin at Michigan State 7 pm

Northwestern at Iowa 7:30 pm

Penn State at Nebraska 8 pm

Thursday, 1/12

Maryland at Indiana 6:30 pm

Rutgers at Minnesota 8:30 pm

Saturday, 1/14

Penn State at Iowa 12:30 pm

Michigan State at Michigan 2 pm

Ohio State at Nebraska 2:30 pm

Purdue at Northwestern 3 pm

Sunday, 1/15

Rutgers at Maryland 1 pm

Wisconsin at Indiana 2 pm

Illinois at Minnesota 3 pm

BIG Media Services

Big Ten Weekly Release/Statistics

The Big Ten Conference women's basketball release, with standings and statistics, is available at www.bigten.org.

Big Ten Player of the Week

The Big Ten Conference announced Players of the Week every Monday during the regular season.

Big Ten Tournament

The 2022 Big Ten Women's Basketball Tournament is scheduled for March 1-5 at Target Center in Minneapolis, Minn. For media credential information, contact the Big Ten Conference office at (847) 696-1010 ext. 146.

GAME 17 | PENN STATE AT NEBRASKA | JANUARY 11, 2023 | PINNACLE BANK ARENA

THE LAST TIME...

SCORING

Player scored 20 points: Makenna Marisa (41); Purdue, 1/7/23
 Player scored 25 points: Makenna Marisa (32); Rutgers, 12/30/22
 Player scored 30 points: Makenna Marisa (32); Rutgers, 12/30/22
 Player scored 35 points: Kamaria McDaniel (35); at Purdue, 1/26/20
 Player scored 40 points: Kamaria McDaniel (40); Pittsburgh, 12/5/19
 Two players w/ 20 points: Makenna Marisa (21) and Leilani Kapinus (21); Youngstown State, 11/15/22
 Three players w/ 20 points: Ali Brigham (23), Niya Beverley (20), Makenna Marisa (20); Rider, 11/11/21
 Two players w/ 25 points: Kamaria McDaniel (27) & Siyeh Frazier (25); at Michigan State, 3/1/20
 Player scored 25 points/3 consecutive games: Makenna Marisa 27, Nebraska, 2/3/22; 25, Northwestern, 2/6/22; 31, at Purdue, 2/9/22

Five in double figures: Delaware State, 11/16/21
 Makenna Marisa (30), Niya Beverley (17), Tova Sabel (17), Anna Camden (14), Shay Hagans (12)
 Six in double figures: at Oakland, 11/18/10
 Alex Bentley (15), Ariel Edwards (16), Zhaque Gray (16), Maggie Lucas (13), Mia Nickson (10), Gizelle Studevent (10), Julia Trogele (10)

Seven in double figures: at Oakland, 11/18/10
 Alex Bentley (15), Ariel Edwards (16), Zhaque Gray (16), Maggie Lucas (13), Mia Nickson (10), Gizelle Studevent (10), Julia Trogele (10)

PSU scored 30 points in a quarter: 33 (1st); Rutgers, 12/30/22
 PSU scored 50 points in a half: 53 (2nd); Rutgers, 12/30/22
 PSU scored 55 points in a half: 55 (2nd); Minnesota, 2/27/22
 PSU scored 60 points in a half: 64 (2nd); Delaware State, 11/16/21
 PSU scored 50 points in both halves: 56 (1st)/64 (2nd); Delaware State, 11/16/21
 PSU scored 55 points in both halves: 56 (1st)/64 (2nd); Delaware State, 11/16/21
 PSU scored fewer than 20 points in a half: 19 (2nd); at Indiana, 12/6/21
 PSU scored fewer than 15 points in a half: 11 (1st & 2nd); at Rutgers, 3/2/22
 PSU scored 90 points: 90; Rutgers, 12/30/22
 PSU scored 90 points: in Big Ten game: 90; Rutgers, 12/30/22
 PSU scored 100 points: 120; Delaware State, 11/16/21
 PSU scored 100 points in Big Ten game: 101; Illinois, 2/15/01
 PSU scored 100 points in a home game: 120; Delaware State, 11/16/21
 PSU scored fewer than 50 points in a game: 40; at Indiana, 12/6/21
 PSU scored fewer than 50 points in a Big Ten game: 39; at Rutgers, 2/6/20
 PSU scored fewer than 40 points in a game: 39; at Rutgers, 2/6/20
 OPP scored 50 points in a half: 56 (2nd); Minnesota, 2/27/22
 OPP scored 100 points: 107; Iowa, 1/25/22
 OPP scored 100 points in Big Ten game: 107; Iowa, 1/25/22
 OPP scored fewer than 50 points in a game: 49; Cornell, 12/21/22
 OPP scored fewer than 50 points in a Big Ten game: 48; Rutgers, 12/9/21
 OPP scored 40 or fewer points in a game: 33; Bryant, 11/18/22
 OPP scored 30 or fewer points in a game: 28; Virginia Tech, 12/6/11
 OPP scored 20 or fewer points in a game: 16; at Fairleigh Dickinson, 3/6/71

FIELD GOAL SHOOTING

Player made every shot from the field (min. 7): Amanda Brown (8-8); Michigan State, 1/25/07
 PSU shot 50% or better in a game: .500; Cornell, 12/21/22
 PSU shot 55% or better in a game: .592; Maryland, 1/30/22
 PSU shot 50% or better in consecutive games: .562 vs. Delaware State, 11/16/21 & .532 vs. Rider, 11/11/21
 PSU shot 55% or better in consecutive games: .682; vs. Northwestern, 3/2/96 & .585; vs. Ohio State, 3/3/96
 PSU shot 60% in a game: .611; Illinois, 2/20/13
 PSU shot below 30% in a game: .292; #24 Cal, 11/11/18
 PSU shot below 25% in a game: .237; at Rutgers, 3/2/22
 PSU shot below 35% in a game and won: .333; at Towson, 11/5/19
 PSU shot below 30% in a game and won: .288; Wake Forest, 11/30/17
 PSU shot 70% in a half: .714 (2nd); Virginia Tech, 12/6/11
 PSU shot 65% in a half: .654 (2nd); Maryland, 1/30/22
 PSU shot 60% in a half: .654 (2nd); Maryland, 1/30/22
 PSU shot 55% in a half: .583 (1st); at No. 19/14 Michigan, 1/3/23
 PSU shot 55% in both halves: .556 (1st) & .576 (2nd); Saint Francis, 11/30/20
 PSU shot below 25% in a half: .217 (1st); Rutgers, 2/28/21
 PSU shot below 20% in a half: .186 (2nd); at Rutgers, 3/2/22

THREE-POINT SHOOTING

Player made every shot from the field (min. 4): Anna Camden (4-4); Fordham, 11/13/19
 Player made 5 three-pointers in a game: Shay Ciezki (5); at No. 19/14 Michigan, 1/3/23
 Player made 6 three-pointers in a game: Makenna Marisa (7); at Drexel (OT), 12/18/22
 Player made 7 three-pointers in a game: Makenna Marisa (7); at Drexel (OT), 12/18/22
 Player made 8 three-pointers in a game: Maggie Lucas (8); at Nebraska, 3/3/13
 Player made 4 three-pointers in a half: Makenna Marisa (4, 1st); Rutgers, 12/30/22
 Player made 5 three-pointers in a half: Maddie Burke (5, 1st); at Iowa, 2/18/21
 Player made 6 three-pointers in a half: Jaida Travascio-Green (6, 2nd); Drexel, 11/12/17
 Player attempted 10 three-pointers in a game: Makenna Marisa (10); at Drexel (OT), 12/18/22

PSU made 10 three-pointers: 12; at Drexel (OT), 12/18/22
 PSU did not make a three-pointer: at Maryland (0-5), 2/23/15
 PSU attempted 20 three-pointers: 23; at No. 19/14 Michigan, 1/3/23
 PSU attempted 25 three-pointers: 25; Norfolk State, 11/9/22
 PSU attempted 30 three-pointers: 30; Nebraska, 2/17/22
 PSU shot 60% 3FG (min. 5 att.): .636 (7-11); at Northwestern, 2/17/16

FREE THROW SHOOTING

Player made every shot from FT line (min. 10): Makenna Marisa (10-10); at Northwestern, 1/20/22
 PSU shot 100% (min. 10 att.): 1.000 (14-14); at Northwestern, 1/20/22
 PSU shot below 50% (min. 10 att.): .462 (6-13); at Rutgers, 3/2/21
 PSU made 30 free throws: 37; Saint Francis, 11/8/13
 PSU made fewer than five FTs: 4; at No. 19/14 Michigan, 1/3/23
 PSU attempted 40 free throws: 40; Pitt, 12/5/19
 PSU attempted fewer than five FTs: 0; at Indiana, 12/6/21

REBOUNDS

Player had 15 rebounds: Johnasia Cash (19); Nebraska, 2/4/21
 Player had 20 rebounds: Nikki Greene (20); at Cal State Northridge, 11/24/12
 Two players w/ 10-plus rebounds: at Syracuse, 12/6/20; Makenna Marisa (11) & Johnasia Cash (10)
 Three players w/ 10-plus rebounds: Northwestern, 12/31/15; Candice Agee (13), Peyton Whitted (13), Kaliyah Mitchell (11)
 PSU had 60 rebounds: 62; Northwestern, 12/31/15
 PSU had 50 rebounds: 55; Bryant, 11/18/22
 PSU had 20 or fewer rebounds: 18; Michigan State, 1/27/22
 PSU had 25 offensive rebounds: 25; at Iowa, 2/18/21
 PSU had 20 offensive rebounds: 22; Bryant, 11/18/22
 OPP had 20 or fewer rebounds: 19; Bryant, 11/18/22

BLOCKED SHOTS

Player blocked 5 shots: Anna Camden (7); at Michigan State, 2/21/22
 Player blocked 6 shots: Anna Camden (7); at Michigan State, 2/21/22
 Player blocked 7 shots: Anna Camden (7); at Michigan State, 2/21/22
 PSU blocked 10 or more shots: 10, vs. Youngstown State, 12/13/21
 PSU blocked 0 shots: No. 4/3 Indiana, 12/9/22

ASSISTS

Player had 10 assists: Makenna Marisa (10); Fairfield, 11/11/22
 Player had 15 assists: Alex Bentley (15); North Carolina, 11/30/11
 Player had 10 assists/consecutive games: Helen Darling at LaSalle, 12/8/99 (12), vs. Auburn, 12/11/99 (11), vs. Clemson, 12/19/99 (10)
 PSU had 20 assists: 20; at Boston College, 12/2/21
 PSU had 25 assists: 37; Delaware State, 11/16/21
 PSU had 30 assists: 37; Delaware State, 11/16/21
 PSU had fewer than 10 assists: 8; at Rutgers, 3/2/22
 PSU had fewer than 5 assists: 4; at St. Bonaventure, 12/12/15

STEALS

Player had 7 steals: Leilani Kapinus (7); Purdue, 1/7/23
 Player had 10 steals: Makenna Marisa (10); Delaware State, 11/16/21
 PSU had 20 steals: 22; vs. Fresno State, 11/26/22

TURNOVERS

PSU committed 20 or more: 23; at Drexel (OT), 12/18/22
 PSU committed 30 or more: 38; Rutgers, 1/10/15
 PSU committed 20 or more and won: 25; Cornell, 12/21/22
 PSU committed 10 or fewer: 10; Rutgers, 12/30/22
 PSU committed 5 or fewer: 3; Wisconsin, 2/7/21
 PSU committed 10 or fewer in consecutive games: at Illinois (10), 1/28/21; at Purdue (9), 1/31/21, Nebraska (9), 2/4/21, Wisconsin (3), 2/7/21
 PSU committed 10 or fewer in three-straight games: at Illinois (10), 1/28/21; at Purdue (9), 1/31/21, Nebraska (9), 2/4/21, Wisconsin (3), 2/7/21
 PSU committed 10 or fewer in four-straight games: at Illinois (10), 1/28/21; at Purdue (9), 1/31/21, Nebraska (9), 2/4/21, Wisconsin (3), 2/7/21

OPP committed 25 or more: 31; Rutgers, 12/30/22

GAME 17 | PENN STATE AT NEBRASKA | JANUARY 11, 2023 | PINNACLE BANK ARENA

THE LAST TIME...

DOUBLE-DOUBLES

Points & rebounds:	Makenna Marisa (24 p, 11 r); Norfolk State, 11/9/22
Points & rebounds/consecutive games:	Johnasia Cash Minnesota 1/25/21 (22 p, 15 r); at Illinois, 1/28/21 (14 p, 10 r); at Purdue, 1/31/21 (28 p, 12 r); Nebraska, 2/4/21 (27 p, 19 r)
Points & rebounds/3 consecutive games:	Johnasia Cash Minnesota 1/25/21 (22 p, 15 r); at Illinois, 1/28/21 (14 p, 10 r); at Purdue, 1/31/21 (28 p, 12 r); Nebraska, 2/4/21 (27 p, 19 r)
Points & rebounds/4 consecutive games:	Johnasia Cash Minnesota 1/25/21 (22 p, 15 r); at Illinois, 1/28/21 (14 p, 10 r); at Purdue, 1/31/21 (28 p, 12 r); Nebraska, 2/4/21 (27 p, 19 r)
Points & rebounds/5 consecutive games:	Angie Potthoff vs. Northwestern, 1/31/97; at Illinois, 2/2/97; Michigan, 2/7/97; Indiana, 2/9/97; Iowa, 2/16/97; Michigan State, 2/21/97
Points & assists:	Makenna Marisa (14 p, 10 a); Fairfield, 11/11/22
Points & assists/consecutive games:	Helen Darling at La Salle, 12/8/99 (12 p, 12 a), vs. Auburn, 12/11/99 (10 p, 11 a)
Points & Steals:	Makenna Marisa (30 p, 11 a, 10 s); Delaware State, 11/16/21
Two players had double-doubles:	Coppin State, 11/25/20 Anna Camden (13 p, 10 r) & Kelly Jekot (11 p, 11 r) Ohio State, 2/20/12
Three players had double-doubles:	Nikki Greene (25 p, 15 r), Mia Nickson (18 p, 15 r), Maggie Lucas (12 p, 10 r)
15 points & 15 rebounds:	Johnasia Cash (22 p, 16 r); Minnesota, 1/25/21
20 points and 10 rebounds:	Leilani Kapinus (23 p, 12 r); at Rutgers, 2/13/21
Triple-Double:	Makenna Marisa (30 p, 11 a, 10 s); Delaware State, 11/16/21
Triple-Double with Steals:	Makenna Marisa (30 p, 11 a, 10 s); Delaware State, 11/16/21
Triple-Double with 30+ points:	Makenna Marisa (30 p, 11 a, 10 s); Delaware State, 11/16/21

MARGIN OF VICTORY

PSU won by 20-30 points:	Fairfield (28), 11/11/22
PSU won by 31-40 points:	Cornell (31), 12/21/22
PSU won by 41-50 points:	Delaware State (69), 11/16/21
PSU won by 51+ points:	Bryant (63), 11/18/22
PSU won by 20-29 points in a Big Ten game:	Wisconsin (24), 2/7/21
PSU won by 30-39 points in a Big Ten game:	Wisconsin (30), 1/16/17
PSU won by 40+ points in a Big Ten game:	Wisconsin (44), 1/17/13
PSU won consecutive Big Ten games by 20+ pts.:	Wisconsin (44), 1/17/13; Nebraska (22), 1/13/13; at Michigan State (21), 1/6/13
PSU lost by 20-29 points:	Virginia (21), 11/30/22
PSU lost by 30+ points:	at Indiana (30), 12/6/21
PSU lost by 20-29 points in a Big Ten game:	at Ohio State (23), 2/24/22
PSU lost by 30+ points in a Big Ten game:	at Indiana (30), 12/6/21

MISCELLANEOUS

Led PSU in points/rebounds/assists:	Makenna Marisa (24 p, 11 r, 4 a); Norfolk State, 11/9/22
Scored game-winning points w/ less than 10 seconds:	Makenna Marisa; Rhode Island, 12/3/20 Down 69-68; Hit layup at the buzzer
Hit game-winning field goal w/ less than 10 seconds:	Makenna Marisa; Rhode Island, 12/3/20 Down 69-68; Hit layup at the buzzer
Player played every minute:	Makenna Marisa (40); at No. 19/14 Michigan, 1/3/23
Player played more than 40 minutes:	Makenna Marisa (49) & Shay Ciezki (43); at Drexel (OT), 12/18/22
Player scored 20+ points in a half:	Makenna Marisa (20); Minnesota, 2/27/22
Committed 10 or fewer fouls:	Maryland (9), 1/30/22
Committed 30 or more fouls:	at Indiana (33), 12/31/18
PSU rallied from a 10-pt. deficit to win:	Syracuse, 11/21/22 Down 21 at 6:50 in 3rd quarter -- won 82-69
PSU rallied from a 15-pt. deficit to win:	Syracuse, 11/21/22 Down 21 at 6:50 in 3rd quarter -- won 82-69
OPP rallied from a 10-pt. deficit to beat PSU:	at Minnesota (2OT), 12/3/22
OPP rallied from a 15-pt. deficit to beat PSU:	PSU led by 10 at 9:10 in 4th quarter -- Minnesota won, 98-96 George Mason, 11/24/19
PSU had a 5-game winning streak:	PSU led by 15 at 8:29 in 3rd quarter -- George Mason won, 78-68 11/9/22 - 11/26/22 (Seven Games)
PSU had a 10-game winning streak:	12/9/12 - 1/27/13 (11 Games)
PSU had a 5-game losing streak:	1/23/22 - 2/13/22 (8 Games)
PSU went undefeated at home:	14-0; 2012-13 season
PSU sold out the BJC:	Purdue, 2/29/04

OVERTIME

PSU played an OT game:	at Drexel (OT), 12/18/22
PSU won an OT game:	vs. Holy Cross (W, 86-82), 11/13/15
PSU lost an OT game:	at Drexel (OT), 12/18/22
PSU played multiple OT's:	at Minnesota (2OT), 12/3/22
PSU played two or more OT games in a season:	2022-23 season (0-2)
PSU won two or more OT games in a season:	2010-11 season (2-1)

RANKINGS

Played the No. 1 team in the AP poll:	Connecticut (L, 71-52), 11/17/13
Played the No. 1 team in the Coaches poll:	Connecticut (L, 71-52), 11/17/13
Defeated the No. 1 team in the AP poll:	at Virginia (73-71), 1/3/91
Defeated Top 10 opponent:	#8/11 Ohio State (84-66), 2/20/12
Defeated Top 10 opponent on the road:	at #7 Purdue (47-42), 1/2/04
Defeated Top 10 opponent by double digits:	#8/11 Ohio State (84-66), 2/20/12
Played consecutive Top 10 teams:	at #2/3 Texas 11/14/04, at #6/6 Duke 11/19/04
Defeated Top 25 opponent:	#25/21 Rutgers (70-67), 1/18/18
Defeated Top 25 opponent on the road:	at #15/17 Michigan State (65-61), 2/11/16
Defeated Top 25 opponent by double digits:	#13/13 Tennessee (70-56), 11/20/1



2022-23 Penn State Women's Basketball Roster

No.	Name	Class	Pos.	Ht.	Hometown	High School (Previous School)
0	Ivane Tensaie	So.	G	5-7	Roseville, Minn.	Concordia Academy (North Dakota School of Science)
1	Ali Brigham	Jr.	F	6-4	Franklin, Mass.	Franklin
2	Aicha Dia	Fr.	F	6-1	Montreal, Quebec, Canada	Dawson College
3	Ymke Brouwer	R-Fr.	G	6-0	Zurich, Switzerland	United School of Sports
4	Shay Ciezki	Fr.	G	5-7	Lancaster, N.Y.	St. Mary's
5	Leilani Kapinus	R-So.	G	5-10	Madison, Wis.	James Madison Memorial
10	Chanaya Pinto	Sr.	F	6-1	Maputo, Mozambique	Escola Secundaria De Carcavelos (Oregon/Northwest Florida State College)
11	Anna Camden	Sr.	F	6-3	Downingtown, Pa.	The Shipley School
12	Kayla Thomas	So.	F	6-3	Beltsville, Md.	Emerge Christian Academy
20	Makenna Marisa	Sr.	G	5-11	McMurray, Pa.	Peters Township
22	Alli Campbell	R-So.	G	6-0	Altoona, Pa.	Bellwood-Antis (Notre Dame)
23	Taniyah Thompson	Sr.	G	5-11	Hamden, Conn.	Hamden (East Carolina)
24	Alexa Williamson	Gr.	F	6-2	Houston, Pa.	Chartiers-Houston (Temple)
33	Johnasia Cash	Gr.	F	6-3	McKeesport, Pa.	McKeesport (SMU)

Head Coach: Carolyn Kieger (Marquette '06), 4th season

Assistant Coaches: Terri Williams (Penn State '91), Sharnee Zoll-Norman (Virginia '08), Maggie Lucas (Penn State '14), 1st season

Director of Basketball Operations: Pam Brown (Charlotte '06), 4th season

Chief of Staff: MaryLynne Schaefer (Hartford '09), 4th season

Director of Video and Analytics: Eric Gracia (Texas-Pan American, '13), 2nd season

Director of Player Development: Natisha Heideman (Marquette '19), 1st season

Graduate Assistants: Amari Boyd (Penn State '19), 2nd season, Courtney Roman (Penn State '22), 1st season

Athletic Trainer: Claire Peters (Northern Arizona '11), 2nd season

Performance Enhancement Coach: Rhian Davis (Florida '08), 4th season

PRONUNCIATIONS

Ymke Brouwer
Johnasia Cash
Shay Ciezki
Aicha Dia
Leilani Kapinus
Makenna Marisa
Chanaya Pinto
Taniyah Thompson

em-kay
 John-asia
 Shay Ches-kee
 Eye-sha Dee-uh
 Lay-lon-ee
 ma-REE-suh
 Sha-Ni-Uh Pin-tu
 Tah-ni-uh Thompson

Coaches
 Carolyn **Kieger**

KEY-grr

GAME 17 | PENN STATE AT NEBRASKA | JANUARY 11, 2023 | PINNACLE BANK ARENA



0 | IVANE TENSAIE

G | So. | 5-7
Roseville, Minn.



1 | ALI BRIGHAM

F | Jr. | 6-4
Franklin, Mass.



2 | AICHA DIA

F | Fr. | 6-1
Montreal, Quebec, Canada



3 | YMKE BROUWER

F | R-Fr. | 6-0
Zurich, Switzerland



4 | SHAY CIEZKI

G | Fr. | 5-7
Lancaster, N.Y.



5 | LEILANI KAPINUS

G | R-So. | 5-10
Madison, Wis.



10 | CHANAYA PINTO

G | Sr. | 6-1
Maputo, Mozambique



11 | ANNA CAMDEN

F | Sr. | 6-3
Downingtown, Pa.



12 | KAYLA THOMAS

F | So. | 6-3
Beltsville, Md.



20 | MAKENNA MARISA

G | Sr. | 5-11
McMurray, Pa.



22 | ALLI CAMPBELL

G | R-So. | 5-11
Altoona, Pa.



23 | TANIYAH THOMPSON

G | Sr. | 5-11
Hamden, Conn.



24 | ALEXA WILLIAMSON

F | Gr. | 6-2
Houston, Pa.



33 | JOHNASIA CASH

F | Gr. | 6-3
McKeesport, Pa.



CAROLYN KIEGER

Head Coach
Fourth Season
Marquette '06



TERRI WILLIAMS

Assistant Coach
First Season
Penn State '91



SHARNEE ZOLL-NORMAN

Assistant Coach
First Season
Virginia '08



MAGGIE LUCAS

Assistant Coach
Third Season
Penn State '14

HEAD COACH CAROLYN KIEGER

Fourth Season • Marquette '06

Overall Career Record: 137-126

Penn State Record: 38-61

Carolyn Kieger (pronounced KEY-grr) enters her fourth season at the helm of the Lady Lions for the 2022-23 season. Former Penn State and Vice President of Athletics Sandy Barbour announced the selection of Kieger as the sixth head coach of the women's basketball program on April 3, 2019.

In her first three seasons, the win total has improved every year – seven in 2019-20, nine in 2020-21, to 11 in 2021-22.

Under Kieger's guidance in the 2021-22 season, Penn State led the Big Ten in steals with 269 and improved in five other statistical categories, including field goal percentage, free throw percentage, field goal percentage defense, blocks per game and steals per game.

Kieger also helped coach Makenna Marisa to her first consensus first-team All-Big Ten selection. Marisa became the 40th Lady Lion to pass the 1,000-point career mark after averaging 22.2 points per game, eighth in the nation. Along with Marisa, Leilani Kapinus was named to the conference All-Freshman team after finishing first in steals, second in rebounds per game and blocks, and third in points per game.

In Kieger's second season in Happy Valley, she mentored three Nittany Lions to All-Big Ten honors. Freshman Maddie Burke was the consensus pick for the Big Ten Sixth Player of the Year and the All-Freshman team by the coaches and media. Burke was a unanimous selection All-Freshman team by the coaches and was Penn State's first selection to the All-Freshman Team since 2016.

Burke became the second Penn State player to earn Big Ten Sixth Player of the Year honors in program history. Along with Burke, Johnasia Cash earned Second Team All-Big Ten honors by the media and Honorable Mention All-Big Ten honors by the conference coaches. Makenna Marisa earned Honorable Mention All-Big Ten honors by the coaches and media.

Under Kieger's direction, the Lady Lions improved in nearly every offensive category from year one to year two. The youngest team in the Big Ten and ninth-youngest in the country in 2020-21, the Lady Lions increased their offensive output in points per game, assists per game, three-point field goal percentage, three-point field goals made per game and field goal percentage.

The Lady Lions battled 10 ranked teams, the most among Big Ten teams, during the 2020-21 season. Kieger led the Lady Lions to its first win over an AP ranked Top-15 team since 2016 with a 69-67 victory over No. 15 Ohio State on February 24.

In her first season leading the Lady Lions, Kieger coached Kamaria McDaniel to a First Team All-Big Ten selection as the conference's second-leading scorer with an average of 19.8 points per game, also a top-15 mark in the nation (13). She also developed an aggressive up-tempo offense whose speed got the Lady Lions to the charity stripe 553 times during the 2019-20 season.

Kieger, a 2006 Marquette graduate, came to Happy Valley after five years at the helm of her alma mater, posting a 99-64 overall record. During the past three seasons, Kieger led the Golden Eagles to sparkling 76-26 mark (43-11 in Big East), which included a pair of Big East regular-season championships and a Big East Tournament Championship. Marquette made three consecutive NCAA Tournament appearances for the first time in 20 years, advancing to the round of 32 the past two seasons.

Widely regarded as one of the nation's brightest and rising coaching stars, Kieger's first



Marquette team in 2014-15 won nine games. She proceeded to lead the Golden Eagles to 14, 25, 24 and a program-record 27 victories over the next four seasons.

Kieger was named a semifinalist for the 2019 Naismith Women's Coach of the Year Award after leading the Golden Eagles to one of the best seasons in program history in 2018-19. Marquette captured its second consecutive, but first-ever outright Big East regular-season title and posted a school-best 27-8 record. The Golden Eagles were ranked in every Associated Press poll of the season for the first time in school history.

Marquette earned its third-straight NCAA Tournament berth in 2018-19, advancing to the second round for the second consecutive year. The Golden Eagles garnered a No. 5 seed and defeated Rice before dropping a two-point decision at No. 4 seed Texas A&M in the second round. The three consecutive NCAA Tournament appearances were Marquette's first since a three-year run from 1997-99.

Kieger mentored Allazia Blockton and Natisha Hiedeman to become Marquette's first Big East Players of the Year in 2017-18 and 2018-19, respectively. Kieger coached nine All-Big East selections in the last three seasons.

The 2017-18 campaign was another banner year as Kieger was named Big East Co-Coach of the Year after guiding the Golden Eagles to a program-record 15-3 conference mark and their first Big East regular season title. Kieger earned her first NCAA Tournament coaching victory with a first-round win over Dayton before falling at No. 1 seed Louisville.

Kieger coached Marquette to new heights in 2016-17 as the Golden Eagles won the Big East Tournament title for the first time in program history, while also earning a program-best No. 5 seed in the NCAA Tournament. She directed MU to the Big Dance for the first time since 2011. Kieger led Marquette to a 25-8 record in 2016-17, finishing with a 6-0 mark against teams ranked in the Top 25.

In her second year at the helm of the Golden Eagles, Kieger had the youngest program in NCAA Division I with eight freshmen on the roster in 2015-16, as MU improved its win total by five games. She made her collegiate head coaching debut on Nov. 15, 2014 against Green Bay and earned her first career victory on Nov. 17, 2014 when Marquette defeated Loyola-Chicago.

Prior to being named head coach at her alma mater, Kieger spent six seasons as an assistant coach at the University of Miami from 2008-14. Following graduation, she was at Miami as the coordinator of basketball operations (2006-07) and then served as director of operations at Marquette in 2007-08.

Kieger returned to Miami as an assistant coach in 2008-09 and was primarily responsible for guard development with the Hurricanes. She helped advance the skills of Miami guard Shenise Johnson, who earned All-America and ACC Player of the Year honors in 2010-11, while the squad was crowned ACC regular-season champions. She also helped guard Riquna Williams earn All-ACC first team accolades and finish as the ACC scoring leader with 21.7 points per game. Miami made three NCAA Tournament appearances and two in the WNIT during Kieger's last five seasons with the Hurricanes.

Kieger was a four-year starter at Marquette, a three-year captain and is MU's all-time assists leader. She is the only player in program history with at least 1,200 career points, 400 career rebounds and 600 assists. Kieger averaged 10.3 points per game during her career and was a second-team All-Big East selection in 2005-06, as well as, a second-team All-Conference USA selection for the 2003-04 and 2004-05 seasons.

During her senior campaign, Kieger was a finalist for the Nancy Lieberman Award, presented to the nation's top point guard. In addition to her athletic accomplishments, Kieger received the Big East Conference's Sportsmanship award as a senior.

A native of Roseville, Minnesota, Kieger graduated Cum Laude from Marquette with a bachelor's degree in broadcasting and electronic communications in 2006. She received the McCahill Award in 2007, presented to a graduated MU senior student-athlete who demonstrated the highest performance in scholarship, leadership and athletics.

THE KIEGER FILE

BORN: Roseville, Minn.

UNDERGRADUATE: Marquette, 2006 - Bachelor's degree in broadcasting and electronic communications

PLAYING CAREER: Marquette's all-time assists leader. Only player in Marquette history with at least 1,200 career points, 400 career rebounds and 600 assists. Three-time All-Conference pick who averaged 10.3 points per game over her career.

NAMED PENN STATE HEAD COACH: April 3, 2019

COACHING CAREER:

Penn State, 2019-present - Head Coach

Marquette, 2014-19 - Head Coach

Miami, 2008-14 - Assistant Coach

Marquette, 2007-08 - Director of Operations

Miami, 2006-07 - Coordinator of Basketball Operations

HEAD COACHING CAREER RECORD:

Year	School	Record	Postseason
2014-15	Marquette	9-23	--
2015-16	Marquette	14-16	--
2016-17	Marquette	25-8	NCAA First Round
2017-18	Marquette	24-10	NCAA Second Round
2018-19	Marquette	27-8	NCAA Second Round
2019-20	Penn State	7-23	--
2020-21	Penn State	9-15	--
2021-22	Penn State	11-18	--
2022-23	Penn State	11-5	--
Totals	Overall: 137-126		Penn State: 38-61

MILESTONE WINS

First career win as head coach: Nov. 17, 2014 - Marquette's 86-71 win over Loyola Chicago

First win at Penn State: Nov. 5, 2019 - 73-67 at Towson


100th career head coaching victory: Nov. 5, 2019 - 73-67 at Towson

First Big Ten win: Jan. 9, 2020 - 86-73 over Michigan State

First win vs. Top 25 opponent at Penn State: Feb. 24, 2021 - 69-67 win vs. #15 Ohio State

O Ivane Tensaie

G • 5-7 • So.
 Roseville, Minn. • Concordia Academy
 North Dakota State School of Science
 Major: Liberal Arts



2022-23 GAME-BY-GAME STATS

Opponent	Date	GS	MIN	Total		3-Pointers		Free throws		Rebounds				PF	A	TO	BLK	STL	PTS	AVG
				FG-FGA	PCT	3FG-3FGA	PCT	FT-FTA	PCT	OFF	DEF	TOT	AVG							
Fairfield	11/11/2022		01:21	0-0	.000	0-0	.000	0-0	.000	0	0	0	0.0	0	0	0	0	0	0	0.0
Bryant	11/18/2022		05:36	1-3	.333	1-2	.500	0-0	.000	0	0	0	0.0	0	0	0	0	0	3	1.5
vs Fresno St.	11/26/2022		03:18	1-2	.500	0-0	.000	0-0	.000	0	0	0	0.0	0	0	0	0	0	2	1.7
Virginia	11/30/2022		01:41	0-0	.000	0-0	.000	0-0	.000	0	0	0	0.0	0	0	0	0	0	0	1.3
Cornell	12/21/2022		04:16	0-1	.000	0-0	.000	0-0	.000	0	0	0	0.0	0	0	0	0	0	0	1.0
Rutgers	12/30/2022		03:55	0-0	.000	0-0	.000	2-2	1.000	0	1	1	0.2	0	0	0	0	0	2	1.2
Totals		0	20:07	2-6	.333	1-2	.500	2-2	1.000	0	1	1	0.2	0	0	0	0	0	7	1.2

Player Averages

Games Played	Minutes/game	Points/game	FG Pct	3FG Pct	FT Pct	Rebounds/game	Assists/game	Turnovers/game	Assist/Turnover ratio	Steals/game	Blocks/game
6	3.4	1.2	33.3	50.0	100.0	0.2	0.0	0.0	0.0	0.0	0.0

SEASON/CAREER HIGHS

Points	
Season	6, Cornell (12/21/22)
Career	6, Cornell (12/21/22)
Big Ten	2, Rutgers (12/30/22)
Rebounds	
Season	2, Bryant (11/18/22)
Career	2, Bryant (11/18/22)
Big Ten	1, Rutgers (12/30/22)
Assists	
Season	1, Bryant (11/18/22)
Career	1, Bryant (11/18/22)
Big Ten	-
Steals	
Season	1, 2x
Career	1, 2x
Big Ten	-
Blocks	
Season	-
Career	-
Big Ten	-
Field Goals Made	
Season	3, Cornell (12/21/22)
Career	3, Cornell (12/21/22)
Big Ten	-
3-Point Field Goals Made	
Season	-
Career	-
Big Ten	-
Free Throws Made	
Season	2, Rutgers (12/30/22)
Career	2, Rutgers (12/30/22)
Big Ten	2, Rutgers (12/30/22)
Minutes	
Season	11, Cornell (12/21/22)
Career	11, Cornell (12/21/22)
Big Ten	4, Rutgers (12/30/22)
Career	
10-point games	-
20-point games	-
Double-Doubles	-

1 Ali Brigham | F • 6-4 • Jr.

Franklin, Mass. • Franklin • George Washington
Major: Communications



CAREER STATS

SEASON	TEAM	GP-GS	MIN/AVG	Field Goals		3-Point		F-Throws		Rebounds				Scoring						
				FG-FGA	FG%	3FG-3FGA	3FG%	FT-FTA	FT%	OFF	DEF	TOT	AVG	PF-FO	A	TO	BLK	STL	PTS	AVG
2020-21	GWU	23-19	529/23.0	122-242	.504	1-10	.100	28-43	.651	50	57	107	4.7	42-1	18	53	26	13	273	11.9
2021-22	PSU	28-17	509/18.2	103-186	.554	0-1	.000	28-38	.737	54	62	116	4.1	74-2	29	60	30	13	234	8.4
2022-23	PSU	16-3	174/10.9	26-42	.619	0-1	.000	12-16	.750	19	26	45	2.8	19-0	19	16	3	5	64	4.0
TOTAL FOR PSU	44-20	683/15.5	129-228	.566	0-2	.000	40-54	.741	73	88	161	3.7	93-2	48	76	33	18	298	6.8	
TOTAL	67-39	1211/18.1	251-470	.534	1-12	.083	68-97	.701	123	145	268	4.0	135-3	66	129	59	31	571	8.5	

2022-23 GAME-BY-GAME STATS

Opponent	Date	GS	MIN	Total		3-Pointers		Free throws		Rebounds				PF	A	TO	BLK	STL	PTS	AVG
				FG-FGA	PCT	3FG-3FGA	PCT	FT-FTA	PCT	OFF	DEF	TOT	AVG							
Norfolk St.	11/09/2022		03:01	0-0	.000	0-0	.000	0-0	.000	1	0	1	1.0	0	0	0	0	0	0	0.0
Fairfield	11/11/2022		13:57	2-4	.500	0-0	.000	0-0	.000	2	1	3	2.0	4	2	2	0	0	4	2.0
Youngstown St.	11/15/2022		02:34	0-0	.000	0-0	.000	0-0	.000	0	0	0	1.3	0	1	0	0	0	0	1.3
Bryant	11/18/2022		15:49	4-6	.667	0-0	.000	3-4	.750	5	3	8	3.0	3	1	2	0	2	11	3.8
Syracuse	11/21/2022		06:03	2-3	.667	0-0	.000	1-2	.500	0	1	1	2.6	1	1	0	0	0	5	4.0
vs Toledo	11/25/2022		08:40	2-5	.400	0-1	.000	0-0	.000	1	4	5	3.0	0	1	1	0	1	4	4.0
vs Fresno St.	11/26/2022		22:43	3-4	.750	0-0	.000	0-0	.000	0	4	4	3.1	1	2	1	1	0	6	4.3
Virginia	11/30/2022		14:18	3-5	.600	0-0	.000	2-2	1.000	2	3	5	3.4	2	1	1	1	0	8	4.8
at Minnesota	12/03/2022		02:38	0-0	.000	0-0	.000	0-0	.000	0	1	1	3.1	1	0	1	0	0	0	4.2
Indiana	12/08/2022		06:33	0-0	.000	0-0	.000	0-0	.000	0	1	1	2.9	0	1	0	0	0	0	3.8
West Virginia	12/11/2022		07:21	1-1	1.000	0-0	.000	2-2	1.000	0	0	0	2.6	1	0	1	0	0	4	3.8
at Drexel	12/18/2022		08:30	0-0	.000	0-0	.000	0-0	.000	0	0	0	2.4	0	2	1	0	0	0	3.5
Cornell	12/21/2022	*	18:36	4-6	.667	0-0	.000	1-2	.500	3	4	7	2.8	2	1	3	1	1	9	3.9
Rutgers	12/30/2022	*	13:01	1-1	1.000	0-0	.000	3-4	.750	2	0	2	2.7	1	0	0	0	0	5	4.0
at Michigan	01/03/2023	*	23:47	3-6	.500	0-0	.000	0-0	.000	3	3	6	2.9	3	6	3	0	1	6	4.1
Purdue	01/07/2023		06:23	1-1	1.000	0-0	.000	0-0	.000	0	1	1	2.8	0	0	0	0	0	2	4.0
Totals		3	173:54	26-42	.619	0-1	.000	12-16	.750	19	26	45	2.8	19	19	16	3	5	64	4.0

Player Averages

Games Played	Minutes/game	Points/game	FG Pct	3FG Pct	FT Pct	Rebounds/game	Assists/game	Turnovers/game	Assist/Turnover ratio	Steals/game	Blocks/game
16	10.9	4.0	61.9	0.0	75.0	2.8	1.2	1.0	1.2	0.3	0.2

SEASON/CAREER HIGHS

Points
Season 11, Bryant (11/18/22)
Career 26, at VCU (1/27/21)*
Big Ten 13, Rutgers (12/9/21)

Rebounds
Season 8, Bryant (11/18/22)
Career 11, at Howard (12/13/20)*
Big Ten 8, Michigan (1/13/22)

Assists
Season 6, at Michigan (1/3/22)
Career 6, 2x
Big Ten 6, at Michigan (1/3/22)

Steals
Season 2, Bryant (11/18/22)
Career 2, 6x
Big Ten 2, 2x

Blocks
Season 1, 3x
Career 4, VCU (2/1/21)*
Big Ten 3, 2x

Field Goals Made
Season 4, 2x
Career 12, at VCU (1/27/21)*
Big Ten 6, Rutgers (12/9/21)

3-Point Field Goals Made
Season -
Career 1, at James Madison (12/9/20)*
Big Ten -


Free Throws Made
Season 3, 2x
Career 6, at Saint Joseph's (1/24/21)*
Big Ten 5, Minnesota (2/27/22)

Minutes
Season 22, Fresno St. (11/26/22)
Career 32, at Clemson (11/21/21)
Big Ten 26, at Indiana (12/6/21)

Career
10-point games 25 (10 at PSU)
20-point games 3 (2 at PSU)
Double-Doubles 1 (1 at PSU)

*At George Washington (2020-21)

2 Aicha Dia | F • 6-1 • Fr.
 Montreal, Quebec, Canada • Dawson College
 Major: Liberal Arts



2022-23 GAME-BY-GAME STATS

Opponent	Date	GS	MIN	Total		3-Pointers		Free throws		Rebounds				PF	A	TO	BLK	STL	PTS	AVG
				FG-FGA	PCT	3FG-3FGA	PCT	FT-FTA	PCT	OFF	DEF	TOT	AVG							
Fairfield	11/11/2022		02:00	0-1	.000	0-0	.000	0-0	.000	1	0	1	1.0	0	0	0	0	0	0	0.0
Bryant	11/18/2022		06:49	1-2	.500	0-1	.000	0-0	.000	0	2	2	1.5	0	1	1	0	1	2	1.0
vs Toledo	11/25/2022		02:38	0-0	.000	0-0	.000	0-0	.000	0	0	0	1.0	0	0	0	0	0	0	0.7
vs Fresno St.	11/26/2022		07:33	1-1	1.000	0-0	.000	0-0	.000	0	0	0	0.8	1	0	0	0	0	2	1.0
Virginia	11/30/2022		01:54	0-0	.000	0-0	.000	0-0	.000	0	0	0	0.6	0	0	0	0	0	0	0.8
Cornell	12/21/2022		10:36	3-4	.750	0-0	.000	0-0	.000	0	1	1	0.7	0	0	3	0	1	6	1.7
Rutgers	12/30/2022		05:11	0-0	.000	0-0	.000	1-2	.500	0	0	0	0.6	1	0	0	0	0	1	1.6
at Michigan	01/03/2023		00:45	0-0	.000	0-0	.000	0-0	.000	0	0	0	0.5	0	0	0	0	0	0	1.4
Totals		0	37:26	5-8	.625	0-1	.000	1-2	.500	1	3	4	0.5	2	1	4	0	2	11	1.4

Player Averages


Games Played	Minutes/game	Points/game	FG Pct	3FG Pct	FT Pct	Rebounds/game	Assists/game	Turnovers/game	Assist/Turnover ratio	Steals/game	Blocks/game
8	4.7	1.4	62.5	0.0	50.0	0.5	0.1	0.5	0.3	0.3	0.0

SEASON/CAREER HIGHS

Points	
Season	6, Cornell (12/21/22)
Career	6, Cornell (12/21/22)
Big Ten	1, Rutgers (12/30/22)
Rebounds	
Season	2, Bryant (11/18/22)
Career	2, Bryant (11/18/22)
Big Ten	-
Assists	
Season	1, Bryant (11/18/22)
Career	1, Bryant (11/18/22)
Big Ten	-
Steals	
Season	1, 2x
Career	1, 2x
Big Ten	-
Blocks	
Season	-
Career	-
Big Ten	-
Field Goals Made	
Season	3, Cornell (12/21/22)
Career	3, Cornell (12/21/22)
Big Ten	-
3-Point Field Goals Made	
Season	-
Career	-
Big Ten	-
Free Throws Made	
Season	1, Rutgers (12/30/22)
Career	1, Rutgers (12/30/22)
Big Ten	1, Rutgers (12/30/22)
Minutes	
Season	11, Cornell (12/21/22)
Career	11, Cornell (12/21/22)
Big Ten	5, Rutgers (12/30/22)
Career	
10-point games	-
20-point games	-
Double-Doubles	-

4 Shay Ciezki

G • 5-7 • Fr.
Lancaster, N.Y. • St. Mary's
Major: Division of Undergraduate Studies



2022-23 GAME-BY-GAME STATS

Opponent	Date	GS	MIN	Total		3-Pointers		Free throws		Rebounds				PF	A	TO	BLK	STL	PTS	AVG	
				FG-FGA	PCT	3FG-3FGA	PCT	FT-FTA	PCT	OFF	DEF	TOT	AVG								
Norfolk St.	11/09/2022		08:08	0-1	.000	0-0	.000	1-2	.500	0	0	0	0.0	1	1	0	0	1	1	1.0	
Fairfield	11/11/2022	*	22:15	3-10	.300	1-7	.143	0-0	.000	2	2	4	2.0	2	0	2	0	2	7	4.0	
Youngstown St.	11/15/2022	*	26:45	5-9	.556	2-4	.500	4-4	1.000	0	5	5	3.0	0	3	1	0	0	16	8.0	
Bryant	11/18/2022	*	21:42	2-6	.333	1-3	.333	1-1	1.000	0	0	0	2.3	2	4	0	0	4	6	7.5	
Syracuse	11/21/2022	*	30:34	6-12	.500	4-9	.444	2-2	1.000	1	1	2	2.2	2	3	1	0	1	18	9.6	
vs Toledo	11/25/2022	*	35:52	6-13	.462	2-5	.400	2-2	1.000	0	1	1	2.0	4	3	2	0	1	16	10.7	
vs Fresno St.	11/26/2022	*	25:56	1-7	.143	0-2	.000	0-0	.000	1	0	1	1.9	2	4	0	0	1	2	9.4	
Virginia	11/30/2022	*	29:27	4-11	.364	3-5	.600	0-2	.000	0	1	1	1.8	3	3	5	0	1	11	9.6	
at Minnesota	12/03/2022	*	42:40	5-13	.385	3-8	.375	0-0	.000	0	1	1	1.7	4	0	3	0	1	13	10.0	
Indiana	12/08/2022	*	34:15	3-11	.273	0-4	.000	0-1	.000	1	1	2	1.7	2	1	4	0	1	6	9.6	
West Virginia	12/11/2022	*	35:12	5-9	.556	4-7	.571	0-0	.000	1	1	2	1.7	1	6	3	0	0	14	10.0	
at Drexel	12/18/2022	*	39:50	5-10	.500	3-7	.429	3-3	1.000	1	3	4	1.9	3	2	5	0	0	16	10.5	
Cornell	12/21/2022	*	18:45	4-6	.667	2-4	.500	0-0	.000	0	1	1	1.8	3	4	1	0	1	10	10.5	
Rutgers	12/30/2022	*	24:57	2-7	.286	0-2	.000	3-4	.750	2	3	5	2.1	3	5	2	0	3	7	10.2	
at Michigan	01/03/2023	*	38:58	8-14	.571	5-8	.625	0-1	.000	0	1	1	2.0	3	4	1	0	1	21	10.9	
Purdue	01/07/2023	*	28:40	3-8	.375	2-3	.667	0-0	.000	0	2	2	2.0	2	1	3	1	2	8	10.8	
Totals			15	463:56	62-147	.422	32-78	.410	16-22	.727	9	23	32	2.0	37	44	33	1	20	172	10.8

SEASON/CAREER HIGHS

Points
Season 21, Michigan (1/3/23)
Career 21, Michigan (1/3/23)
Big Ten 21, Michigan (1/3/23)

Rebounds
Season 5, 2x
Career 5, 2x
Big Ten 5, Rutgers (12/30/22)

Assists
Season 6, West Virginia (12/11/22)
Career 6, West Virginia (12/11/22)
Big Ten 5, Rutgers (12/30/22)

Steals
Season 4, Bryant (11/18/22)
Career 4, Bryant (11/18/22)
Big Ten 3, Rutgers (12/30/22)

Blocks
Season 1, Purdue (1/7/23)
Career 1, Purdue (1/7/23)
Big Ten 1, Purdue (1/7/23)

Field Goals Made
Season 8, Michigan (1/3/23)
Career 8, Michigan (1/3/23)
Big Ten 8, Michigan (1/3/23)

3-Point Field Goals Made
Season 5, Michigan (1/3/23)
Career 5, Michigan (1/3/23)
Big Ten 5, Michigan (1/3/23)

Free Throws Made
Season 4, Youngstown St. (11/15/22)
Career 4, Youngstown St. (11/15/22)
Big Ten 3, Rutgers (12/30/22)

Minutes
Season 42, at Minnesota (12/3/22)
Career 42, at Minnesota (12/3/22)
Big Ten 42, at Minnesota (12/3/22)

Career
10-point games 9
20-point games -
Double-Doubles -

Player Averages

Games Played	Minutes/game	Points/game	FG Pct	3FG Pct	FT Pct	Rebounds/game	Assists/game	Turnovers/game	Assist/Turnover ratio	Steals/game	Blocks/game
16	29.0	10.8	42.2	41.0	72.7	2.0	2.8	2.1	1.3	1.3	0.1

5 Leilani Kapinus

G • 5-10 • R-So.
 Madison, Wis. • James Madison Memorial
 Major: Kinesiology (Applied Exercise and Health)



CAREER STATS

SEASON TEAM	GP-GS	MIN/AVG	Field Goals		3-Point		F-Throws		Rebounds				Scoring						
			FG-FGA	FG%	3FG-3FGA	3FG%	FT-FTA	FT%	OFF	DEF	TOT	AVG	PF-FO	A	TO	BLK	STL	PTS	AVG
2021-22 PSU	29-29	746/25.7	104-242	.430	13-56	.232	57-85	.671	45	120	165	5.7	85-2	46	74	33	59	278	9.6
2022-23 PSU	16-16	437/27.3	70-139	.504	7-29	.241	42-58	.724	26	71	97	6.1	44-3	46	51	13	52	189	11.8
TOTAL	45-45	1184/26.3	174-381	.457	20-85	.235	99-143	.692	71	191	262	5.8	129-5	92	125	46	111	467	10.4

2022-23 GAME-BY-GAME STATS

Opponent	Date	GS	MIN	Total		3-Pointers		Free throws		Rebounds				PF	A	TO	BLK	STL	PTS	AVG
				FG-FGA	PCT	3FG-3FGA	PCT	FT-FTA	PCT	OFF	DEF	TOT	AVG							
Norfolk St.	11/09/2022	*	30:46	1-4	.250	1-3	.333	6-6	1.000	3	5	8	8.0	3	3	6	0	1	9	9.0
Fairfield	11/11/2022	*	28:18	5-8	.625	0-0	.000	1-1	1.000	2	6	8	8.0	1	2	3	1	9	11	10.0
Youngstown St.	11/15/2022	*	37:17	8-14	.571	0-1	.000	5-8	.625	1	8	9	8.3	3	5	3	1	4	21	13.7
Bryant	11/18/2022	*	20:51	5-7	.714	0-0	.000	0-0	.000	3	4	7	8.0	1	4	2	0	3	10	12.8
Syracuse	11/21/2022	*	18:36	1-3	.333	0-1	.000	2-3	.667	2	3	5	7.4	4	0	4	1	1	4	11.0
vs Toledo	11/25/2022	*	19:45	0-3	.000	0-2	.000	3-4	.750	0	4	4	6.8	2	1	5	0	1	3	9.7
vs Fresno St.	11/26/2022	*	20:58	6-11	.545	0-0	.000	0-0	.000	1	3	4	6.4	1	5	1	1	6	12	10.0
Virginia	11/30/2022	*	26:29	2-6	.333	0-1	.000	0-0	.000	0	5	5	6.3	3	3	3	0	3	4	9.3
at Minnesota	12/03/2022	*	39:45	8-10	.800	0-0	.000	2-6	.333	1	2	3	5.9	4	4	2	2	5	18	10.2
Indiana	12/08/2022	*	34:16	5-13	.385	1-5	.200	4-4	1.000	3	5	8	6.1	3	3	2	0	1	15	10.7
West Virginia	12/11/2022	*	27:40	5-10	.500	0-2	.000	5-5	1.000	0	7	7	6.2	5	0	5	4	3	15	11.1
at Drexel	12/18/2022	*	28:17	3-7	.429	2-4	.500	5-6	.833	2	3	5	6.1	5	4	3	1	2	13	11.3
Cornell	12/21/2022	*	22:02	5-9	.556	0-1	.000	3-4	.750	1	4	5	6.0	1	1	6	0	0	13	11.4
Rutgers	12/30/2022	*	28:55	5-14	.357	1-5	.200	3-4	.750	2	2	4	5.9	2	5	2	1	6	14	11.6
at Michigan	01/03/2023	*	16:59	5-8	.625	0-0	.000	0-0	.000	1	2	3	5.7	5	2	3	0	0	10	11.5
Purdue	01/07/2023	*	36:26	6-12	.500	2-4	.500	3-7	.429	4	8	12	6.1	1	4	1	1	7	17	11.8
Totals		16	437:19	70-139	.504	7-29	.241	42-58	.724	26	71	97	6.1	44	46	51	13	52	189	11.8

Player Averages

Games Played	Minutes/game	Points/game	FG Pct	3FG Pct	FT Pct	Rebounds/game	Assists/game	Turnovers/game	Assist/Turnover ratio	Steals/game	Blocks/game
16	27.3	11.8	50.4	24.1	72.4	6.1	2.9	3.2	0.9	3.3	0.8

SEASON/CAREER HIGHS

Points
 Season 21, Youngstown St. (11/15/22)
 Career 23, at Rutgers (2/13/22)
 Big Ten 23, at Rutgers (2/13/22)

Rebounds
 Season 12, Purdue (1/7/23)
 Career 13, Rutgers (3/2/22)
 Big Ten 12, 3x

Assists
 Season 5, 3x
 Career 5, 3x
 Big Ten 5, Rutgers (12/30/22)

Steals
 Season 9, Fairfield (11/11/22)
 Career 9, Fairfield (11/11/22)
 Big Ten 7, Purdue (1/7/23)

Blocks
 Season 4, West Virginia (12/11/22)
 Career 4, 2x
 Big Ten 3, Maryland (1/30/22)

Field Goals Made
 Season 8, 2x
 Career 9, 2x
 Big Ten 9, at Rutgers (2/13/22)

3-Point Field Goals Made
 Season 2, 2x
 Career 2, 3x
 Big Ten 2, Purdue (1/7/23)

Free Throws Made
 Season 6, Norfolk State (11/9/22)
 Career 9, Rutgers (3/2/22)
 Big Ten 6, Michigan State (1/27/22)

Minutes
 Season 40, at Minnesota (12/3/22)
 Career 40, at Minnesota (12/3/22)
 Big Ten 40, at Minnesota (12/3/22)

Career
 10-point games 28
 20-point games 3
 Double-Doubles 4

10 Chanaya Pinto

F • 6-1 • Sr.

Maputo, Mozambique • Escola Secundaria de Carcavelos

Oregon • Northwest Florida State College

Major: Sociology



CAREER STATS

SEASON	TEAM	GP-GS	MIN/AVG	Field Goals		3-Point		F-Throws		Rebounds				Scoring						
				FG-FGA	FG%	3FG-3FGA	3FG%	FT-FTA	FT%	OFF	DEF	TOT	AVG	PF-FO	A	TO	BLK	STL	PTS	AVG
2021-22	Oregon	30-0	343/11.4	30-64	.469	5-14	.357	21-38	.553	20	53	73	2.4	39-1	19	22	0	18	86	2.9
2022-23	PSU	15-9	315/21.0	34-68	.500	4-17	.235	21-32	.656	28	38	66	4.4	28-1	26	23	1	19	93	6.2
TOTAL FOR PSU		15-9	315/21.0	34-68	.500	4-17	.235	21-32	.656	28	38	66	4.4	28-1	26	23	1	19	93	6.2
TOTAL		45-9	659/14.6	64-132	.485	9-31	.290	42-70	.600	48	91	139	3.1	67-2	45	45	1	37	179	4.0

2022-23 GAME-BY-GAME STATS

Opponent	Date	GS	MIN	Total		3-Pointers		Free throws		Rebounds				PF	A	TO	BLK	STL	PTS	AVG	
				FG-FGA	PCT	3FG-3FGA	PCT	FT-FTA	PCT	OFF	DEF	TOT	AVG								
Norfolk St.	11/09/2022		16:18	0-3	.000	0-2	.000	3-6	.500	1	3	4	4.0	2	0	5	0	0	3	3.0	
Fairfield	11/11/2022		10:05	0-1	.000	0-0	.000	2-2	1.000	2	0	2	3.0	0	1	2	0	0	2	2.5	
Youngstown St.	11/15/2022		11:08	1-3	.333	0-0	.000	1-2	.500	4	1	5	3.7	3	0	2	0	0	3	2.7	
Bryant	11/18/2022		14:55	2-3	.667	0-0	.000	2-3	.667	1	3	4	3.8	0	4	0	0	1	6	3.5	
Syracuse	11/21/2022		18:25	5-7	.714	1-1	1.000	1-2	.500	2	5	7	4.4	1	0	0	0	0	12	5.2	
vs Toledo	11/25/2022	*	27:59	5-9	.556	2-4	.500	1-1	1.000	3	3	6	4.7	2	0	3	0	3	13	6.5	
vs Fresno St.	11/26/2022	*	07:36	1-2	.500	0-1	.000	1-1	1.000	0	1	1	4.1	2	0	1	0	1	3	6.0	
at Minnesota	12/03/2022	*	45:12	4-8	.500	0-2	.000	3-4	.750	2	6	8	4.6	2	2	3	0	1	11	6.6	
Indiana	12/08/2022		17:33	3-5	.600	0-0	.000	1-2	.500	1	0	1	4.2	1	1	1	0	1	7	6.7	
West Virginia	12/11/2022	*	23:41	2-4	.500	1-1	1.000	1-2	.500	3	5	8	4.6	0	1	0	0	2	6	6.6	
at Drexel	12/18/2022	*	35:04	1-4	.250	0-2	.000	3-5	.600	4	3	7	4.8	5	3	1	1	1	5	6.5	
Cornell	12/21/2022	*	23:07	3-4	.750	0-0	.000	2-2	1.000	3	3	6	4.9	1	7	2	0	5	8	6.6	
Rutgers	12/30/2022	*	23:03	4-6	.667	0-1	.000	0-0	.000	0	2	2	4.7	2	3	2	0	2	8	6.7	
at Michigan	01/03/2023	*	16:38	2-6	.333	0-2	.000	0-0	.000	0	1	1	4.4	3	3	1	0	1	4	6.5	
Purdue	01/07/2023	*	24:39	1-3	.333	0-1	.000	0-0	.000	2	2	4	4.4	4	1	0	0	1	2	6.2	
Totals			9	315:24	34-68	.500	4-17	.235	21-32	.656	28	38	66	4.4	28	26	23	1	19	93	6.2

Player Averages

Games Played	Minutes/game	Points/game	FG Pct	3FG Pct	FT Pct	Rebounds/game	Assists/game	Turnovers/game	Assist/Turnover ratio	Steals/game	Blocks/game
15	21.0	6.2	50.0	23.5	65.6	4.4	1.7	1.5	1.1	1.3	0.1

SEASON/CAREER HIGHS

Points
 Season 13, Toledo (11/25/22)
 Career 13, Toledo (11/25/22)
 Big Ten 11, at Minnesota (12/3/22)

Rebounds
 Season 8, 2x
 Career 9, vs. Dixie State (11/14/21)*
 Big Ten 8, at Minnesota (12/3/22)

Assists
 Season 7, Cornell (12/21/22)
 Career 7, Cornell (12/21/22)
 Big Ten 3, 2x

Steals
 Season 5, Cornell (12/21/22)
 Career 5, Cornell (12/21/22)
 Big Ten 2, Rutgers (12/30/22)

Blocks
 Season 1, at Drexel (12/18/22)
 Career 1, at Drexel (12/18/22)
 Big Ten 1, at Drexel (12/18/22)

Field Goals Made
 Season 5, 2x
 Career 5, 2x
 Big Ten 4, 2x

3-Point Field Goals Made
 Season 2, Toledo (11/25/22)
 Career 2, 2x
 Big Ten -

Free Throws Made
 Season 3, 3x
 Career 4, 2x*
 Big Ten 3, at Minnesota (12/3/22)

Minutes
 Season 45, at Minnesota (12/3/22)
 Career 45, at Minnesota (12/3/22)
 Big Ten 45, at Minnesota (12/3/22)

Career
 10-point games 6 (3 at PSU)
 20-point games -
 Double-Doubles -

*At Oregon (2021-22)

11 Anna Camden

F • 6-3 • Sr.
 Downingtown, Pa. • The Shipley School
 Major: Broadcast Journalism



CAREER STATS

SEASON TEAM	GP-GS	MIN/AVG	Field Goals		3-Point		F-Throws		Rebounds				Scoring						
			FG-FGA	FG%	3FG-3FGA	3FG%	FT-FTA	FT%	OFF	DEF	TOT	AVG	PF-FO	A	TO	BLK	STL	PTS	AVG
2019-20 PSU	30-8	492/16.4	52-136	.382	39-106	.368	5-6	.833	19	40	59	2.0	30-0	11	15	14	13	148	4.9
2020-21 PSU	24-23	584/24.3	72-181	.398	24-90	.267	18-21	.857	31	47	78	3.3	54-0	21	35	12	25	186	7.8
2021-22 PSU	29-20	660/22.8	68-176	.386	29-88	.330	11-15	.733	31	112	143	4.9	62-2	27	34	28	28	176	6.1
2022-23 PSU	16-5	258/16.1	16-55	.291	13-42	.310	2-4	.500	4	14	18	1.1	14-0	14	13	4	11	47	2.9
TOTAL	99-56	1993/20.1	208-548	.380	105-326	.322	36-46	.783	85	213	298	3.0	160-2	73	97	58	77	557	5.6

2022-23 GAME-BY-GAME STATS

Opponent	Date	GS	MIN	Total		3-Pointers		Free throws		Rebounds				PF	A	TO	BLK	STL	PTS	AVG
				FG-FGA	PCT	3FG-3FGA	PCT	FT-FTA	PCT	OFF	DEF	TOT	AVG							
Norfolk St.	11/09/2022	*	25:40	2-9	.222	2-9	.222	0-2	.000	2	0	2	2.0	3	1	3	1	0	6	6.0
Fairfield	11/11/2022	*	18:59	0-1	.000	0-0	.000	0-0	.000	1	1	2	2.0	1	0	2	0	1	0	3.0
Youngstown St.	11/15/2022	*	15:47	2-2	1.000	1-1	1.000	0-0	.000	0	0	0	1.3	0	1	0	0	0	5	3.7
Bryant	11/18/2022	*	20:51	0-4	.000	0-3	.000	0-0	.000	0	1	1	1.3	0	4	0	0	2	0	2.8
Syracuse	11/21/2022		13:27	2-5	.400	2-5	.400	0-0	.000	0	1	1	1.2	1	1	1	0	0	6	3.4
vs Toledo	11/25/2022		17:38	0-2	.000	0-2	.000	0-0	.000	0	1	1	1.2	2	0	1	0	0	0	2.8
vs Fresno St.	11/26/2022	*	16:04	0-2	.000	0-2	.000	2-2	1.000	0	2	2	1.3	1	0	0	0	3	2	2.7
Virginia	11/30/2022		13:55	1-4	.250	1-3	.333	0-0	.000	0	2	2	1.4	1	0	0	1	0	3	2.8
at Minnesota	12/03/2022		08:14	0-2	.000	0-0	.000	0-0	.000	0	0	0	1.2	1	1	0	0	0	0	2.4
Indiana	12/08/2022		07:26	0-3	.000	0-3	.000	0-0	.000	1	0	1	1.2	0	0	1	0	0	0	2.2
West Virginia	12/11/2022		16:41	0-1	.000	0-1	.000	0-0	.000	0	2	2	1.3	1	1	2	1	0	0	2.0
at Drexel	12/18/2022		06:15	0-1	.000	0-0	.000	0-0	.000	0	0	0	1.2	0	1	2	0	0	0	1.8
Cornell	12/21/2022		21:04	2-4	.500	2-3	.667	0-0	.000	0	2	2	1.2	0	2	1	0	1	6	2.2
Rutgers	12/30/2022		16:57	3-4	.750	2-3	.667	0-0	.000	0	0	0	1.1	2	1	0	1	2	8	2.6
at Michigan	01/03/2023		22:19	1-5	.200	1-4	.250	0-0	.000	0	2	2	1.2	1	1	0	0	1	3	2.6
Purdue	01/07/2023		16:25	3-6	.500	2-3	.667	0-0	.000	0	0	0	1.1	0	0	0	0	1	8	2.9
Totals			5 257:43	16-55	.291	13-42	.310	2-4	.500	4	14	18	1.1	14	14	13	4	11	47	2.9

Player Averages

Games Played	Minutes/ game	Points/ game	FG Pct	3FG Pct	FT Pct	Rebounds/ game	Assists/ game	Turnovers/ game	Assist/Turnover ratio	Steals/ game	Blocks/ game
16	16.1	2.9	29.1	31.0	50.0	1.1	0.9	0.8	1.1	0.7	0.3

SEASON/CAREER HIGHS

Points
 Season 8, 2x
 Career 18, at Iowa (2/18/21)
 Big Ten 18, at Iowa (2/18/21)

Rebounds
 Season 2, 7x
 Career 10, 2x
 Big Ten 8, 3x

Assists
 Season 4, Bryant (11/18/22)
 Career 3, 5x
 Big Ten 3, 3x

Steals
 Season 3, Fresno St. (11/26/22)
 Career 4, 2x
 Big Ten 4, 2x

Blocks
 Season 1, 4x
 Career 7, at Michigan St. (2/21/22)
 Big Ten 7, at Michigan St. (2/21/22)

Field Goals Made
 Season 3, Purdue (1/7/23)
 Career 8, at Iowa (2/18/21)
 Big Ten 8, at Iowa (2/18/21)

3-Point Field Goals Made
 Season 2, 5x
 Career 4, 3x
 Big Ten 4, at Rutgers (3/2/21)


Free Throws Made
 Season 2, vs. Fresno St. (11/26/22)
 Career 4, Purdue (12/20/20)
 Big Ten 4, Purdue (12/20/20)

Minutes
 Season 26, Norfolk State (11/9/22)
 Career 35, 2x
 Big Ten 35, at Iowa (2/18/21)

Career
 10-point games 17
 20-point games -
 Double-Doubles 2

12 Kayla Thomas

F • 6-3 • So.
 Beltsville, Md. • Emerge Christian Academy
 Major: Criminology



CAREER STATS

SEASON	TEAM	GP-GS	MIN	Field Goals		3-Point		F-Throws		Rebounds				Scoring							
				FG-FGA	FG%	3FG-3FGA	3FG%	FT-FTA	FT%	OFF	DEF	TOT	AVG	PF-FO	A	TO	BLK	STL	PTS	AVG	
2021-22	PSU	18-0	137	7.6	13-29	.448	0-0	.000	6-8	.750	13	12	25	1.4	13-0	3	11	5	4	32	1.8
2022-23	PSU	6-0	23	3.9	1-3	.333	0-0	.000	5-6	.833	2	2	4	0.7	7-0	1	3	1	0	7	1.2
TOTAL		24-0	160	6.7	14-32	.438	0-0	.000	11-14	.786	15	14	29	1.2	20-0	4	14	6	4	39	1.6

2022-23 GAME-BY-GAME STATS

Opponent	Date	GS	MIN	Total		3-Pointers		Free throws		Rebounds				PF	A	TO	BLK	STL	PTS	AVG
				FG-FGA	PCT	3FG-3FGA	PCT	FT-FTA	PCT	OFF	DEF	TOT	AVG							
Fairfield	11/11/2022		01:31	0-0	.000	0-0	.000	0-0	.000	0	0	0	0.0	1	0	0	0	0	0	0.0
Bryant	11/18/2022		05:22	0-1	.000	0-0	.000	3-4	.750	1	1	2	1.0	1	0	1	1	0	3	1.5
vs Fresno St.	11/26/2022		04:49	0-0	.000	0-0	.000	0-0	.000	0	0	0	0.7	2	0	1	0	0	0	1.0
Virginia	11/30/2022		01:12	0-0	.000	0-0	.000	0-0	.000	0	0	0	0.5	0	0	1	0	0	0	0.8
Cornell	12/21/2022		07:05	1-2	.500	0-0	.000	0-0	.000	1	0	1	0.6	1	1	0	0	0	2	1.0
Rutgers	12/30/2022		03:10	0-0	.000	0-0	.000	2-2	1.000	0	1	1	0.7	2	0	0	0	0	2	1.2
Totals		0	23:09	1-3	.333	0-0	.000	5-6	.833	2	2	4	0.7	7	1	3	1	0	7	1.2

Player Averages

Games Played	Minutes/ game	Points/ game	FG Pct	3FG Pct	FT Pct	Rebounds/ game	Assists/ game	Turnovers/ game	Assist/Turnover ratio	Steals/ game	Blocks/ game
6	3.9	1.2	33.3	0.0	83.3	0.7	0.2	0.5	0.3	0.0	0.2

SEASON/CAREER HIGHS

Points
 Season 3, Bryant (11/18/22)
 Career 8, at Purdue (2/9/22)
 Big Ten 8, at Purdue (2/9/22)

Rebounds
 Season 2, Bryant (11/18/22)
 Career 4, 2x
 Big Ten 4, at Nebraska (2/3/22)

Assists
 Season 1, Cornell (12/21/22)
 Career 1, 4x
 Big Ten 1, 2x

Steals
 Season -
 Career 1, 4x
 Big Ten 1, 3x

Blocks
 Season 1, Bryant (11/18/22)
 Career 1, 5x
 Big Ten 1, 3x

Field Goals Made
 Season 1, Cornell (12/21/22)
 Career 3, 2x
 Big Ten 3, 2x

3-Point Field Goals Made
 Season -
 Career -
 Big Ten -

Free Throws Made
 Season 3, Bryant (11/18/22)
 Career 3, 2x
 Big Ten 3, at Maryland (1/6/22)

Minutes
 Season 7, Cornell (12/21/22)
 Career 16, vs. Maryland (1/30/22)
 Big Ten 16, vs. Maryland (1/30/22)

Career
 10-point games -
 20-point games -
 Double-Doubles -

20 Makenna Marisa | G • 5-11 • Sr.

McMurray, Pa. • Peters Township
Major: Elementary and Early Childhood Education



CAREER STATS

SEASON TEAM	GP-GS	MIN/AVG	Field Goals		3-Point		F-Throws		Rebounds				Scoring						
			FG-FGA	FG%	3FG-3FGA	3FG%	FT-FTA	FT%	OFF	DEF	TOT	AVG	PF-FO	A	TO	BLK	STL	PTS	AVG
2019-20 PSU	30-29	979/32.6	95-280	.339	39-121	.322	48-57	.842	35	99	134	4.5	71-2	66	75	9	38	277	9.2
2020-21 PSU	24-24	765/31.9	120-312	.385	29-95	.305	53-64	.828	30	89	119	5.0	51-2	121	63	4	25	322	13.4
2021-22 PSU	29-29	1039/35.8	224-523	.428	59-173	.341	138-165	.836	20	103	123	4.2	61-2	123	105	7	47	645	22.2
2022-23 PSU	16-16	560/35.0	110-250	.440	37-82	.451	42-55	.764	19	58	77	4.8	31-0	69	48	6	31	299	18.7
TOTAL	99-98	3344/33.8	549-1365	.402	164-471	.348	281-341	.824	104	349	453	4.6	214-6	379	291	26	141	1543	15.6

2022-23 GAME-BY-GAME STATS

Opponent	Date	GS	MIN	Total		3-Pointers		Free throws		Rebounds				PF	A	TO	BLK	STL	PTS	AVG	
				FG-FGA	PCT	3FG-3FGA	PCT	FT-FTA	PCT	OFF	DEF	TOT	AVG								
Norfolk St.	11/09/2022	*	39:02	8-16	.500	2-4	.500	6-8	.750	3	8	11	11.0	2	4	4	1	1	24	24.0	
Fairfield	11/11/2022	*	33:39	5-10	.500	0-0	.000	4-5	.800	1	3	4	7.5	2	10	5	0	3	14	19.0	
Youngstown St.	11/15/2022	*	38:05	9-22	.409	2-4	.500	1-2	.500	2	3	5	6.7	2	4	6	0	2	21	19.7	
Bryant	11/18/2022	*	19:29	6-8	.750	3-5	.600	2-2	1.000	1	1	2	5.5	1	0	3	0	5	17	19.0	
Syracuse	11/21/2022	*	38:14	8-21	.381	1-4	.250	5-5	1.000	3	5	8	6.0	0	7	2	0	3	22	19.6	
vs Toledo	11/25/2022	*	37:29	7-14	.500	0-1	.000	0-0	.000	0	4	4	5.7	2	3	2	0	1	14	18.7	
vs Fresno St.	11/26/2022	*	22:29	2-13	.154	0-4	.000	2-2	1.000	1	2	3	5.3	1	5	1	0	1	6	16.9	
Virginia	11/30/2022	*	25:12	6-12	.500	3-7	.429	1-2	.500	0	2	2	4.9	3	1	1	0	0	16	16.8	
at Minnesota	12/03/2022	*	49:29	13-21	.619	7-10	.700	1-2	.500	0	4	4	4.8	3	6	4	2	2	34	18.7	
Indiana	12/08/2022	*	40:00	5-18	.278	1-5	.200	1-2	.500	2	5	7	5.0	2	4	1	0	2	12	18.0	
West Virginia	12/11/2022	*	33:02	4-10	.400	1-4	.250	0-2	.000	1	3	4	4.9	2	5	3	0	2	9	17.2	
at Drexel	12/18/2022	*	44:49	10-16	.625	7-10	.700	1-2	.500	1	2	3	4.8	3	5	6	0	1	28	18.1	
Cornell	12/21/2022	*	26:49	3-10	.300	1-3	.333	5-6	.833	0	1	1	4.5	2	3	2	1	2	12	17.6	
Rutgers	12/30/2022	*	33:38	11-22	.500	4-9	.444	6-7	.857	1	4	5	4.5	1	3	2	1	1	32	18.6	
at Michigan	01/03/2023	*	40:00	5-14	.357	2-6	.333	2-2	1.000	1	5	6	4.6	3	3	2	1	4	14	18.3	
Purdue	01/07/2023	*	38:10	8-23	.348	3-6	.500	5-6	.833	2	6	8	4.8	2	6	4	0	1	24	18.7	
Totals			16	559:36	110-250	.440	37-82	.451	42-55	.764	19	58	77	4.8	31	69	48	6	31	299	18.7

Player Averages

Games Played	Minutes/game	Points/game	FG Pct	3FG Pct	FT Pct	Rebounds/game	Assists/game	Turnovers/game	Assist/Turnover ratio	Steals/game	Blocks/game
16	35.0	18.7	44.0	45.1	76.4	4.8	4.3	3.0	1.4	1.9	0.4

SEASON/CAREER HIGHS

Points
Season 34, at Minnesota (12/3/22)
Career 34, at Minnesota (12/3/22)
Big Ten 34, at Minnesota (12/3/22)

Rebounds
Season 11, Norfolk State (11/9/22)
Career 11, 2x
Big Ten 10, at Iowa (2/18/21)

Assists
Season 10, Fairfield (11/11/22)
Career 11, vs. Delaware State (11/16/21)
Big Ten 10, vs. Illinois (1/16/22)

Steals
Season 5, Bryant (11/18/22)
Career 10, vs. Delaware State (11/16/21)
Big Ten 4, Michigan (1/13/22)

Blocks
Season 2, at Minnesota (12/3/22)
Career 2, 2x
Big Ten 2, 2x

Field Goals Made
Season 13, at Minnesota (12/3/22)
Career 13, at Minnesota (12/3/22)
Big Ten 13, at Minnesota (12/3/22)

3-Point Field Goals Made
Season 7, 2x
Career 7, 2x
Big Ten 7, at Minnesota (12/3/22)


Free Throws Made
Season 6, 2x
Career 14, at Michigan St. (2/21/22)
Big Ten 14, at Michigan St. (2/21/22)

Minutes
Season 49, at Minnesota (12/3/22)
Career 49, at Minnesota (12/3/22)
Big Ten 49, at Minnesota (12/3/22)

Career
10-point games 71
20-point games 31
30-point games 7
Double-Doubles 4
Triple-Doubles 1

22 Alli Campbell

G • 6-1 • R-So.
 Altoona, Pa. • Bellwood-Antis • Notre Dame
 Major: Communications



CAREER STATS

SEASON	TEAM	GP-GS	MIN/AVG	Field Goals		3-Point		F-Throws		Rebounds				Scoring						
				FG-FGA	FG%	3FG-3FGA	3FG%	FT-FTA	FT%	OFF	DEF	TOT	AVG	PF-FO	A	TO	BLK	STL	PTS	AVG
2020-21	ND	6-0	73/12.2	5-9	.556	1-3	.333	2-4	.500	2	8	10	1.7	5-0	2	2	4	2	13	2.2
2022-23	PSU	10-1	171/17.1	16-40	.400	7-20	.350	0-0	.000	4	13	17	1.7	11-0	15	11	0	16	39	3.9
TOTAL FOR PSU		10-1	171/17.1	16-40	.400	7-20	.350	0-0	.000	4	13	17	1.7	11-0	15	11	0	16	39	3.9
TOTAL		16-1	245/15.3	21-49	.429	8-23	.348	2-4	.500	6	21	27	1.7	16-0	17	13	4	18	52	3.3

2022-23 GAME-BY-GAME STATS

Opponent	Date	GS	MIN	Total		3-Pointers		Free throws		Rebounds				PF	A	TO	BLK	STL	PTS	AVG	
				FG-FGA	PCT	3FG-3FGA	PCT	FT-FTA	PCT	OFF	DEF	TOT	AVG								
Norfolk St.	11/09/2022		11:47	0-2	.000	0-1	.000	0-0	.000	0	0	0	0.0	0	0	0	0	0	0	0.0	
Fairfield	11/11/2022		19:13	5-7	.714	3-5	.600	0-0	.000	0	1	1	0.5	1	1	1	0	0	13	6.5	
Youngstown St.	11/15/2022		12:22	0-1	.000	0-0	.000	0-0	.000	0	1	1	0.7	2	1	2	0	1	0	4.3	
Bryant	11/18/2022		17:09	1-8	.125	0-3	.000	0-0	.000	1	3	4	1.5	0	1	4	0	2	2	3.8	
Syracuse	11/21/2022		25:25	1-3	.333	0-2	.000	0-0	.000	1	3	4	2.0	2	5	0	0	4	2	3.4	
vs Toledo	11/25/2022		07:26	0-1	.000	0-0	.000	0-0	.000	0	1	1	1.8	3	0	2	0	0	0	2.8	
vs Fresno St.	11/26/2022		15:27	2-3	.667	1-1	1.000	0-0	.000	0	0	0	1.6	0	2	1	0	6	5	3.1	
Virginia	11/30/2022		27:14	4-6	.667	1-2	.500	0-0	.000	1	2	3	1.8	1	2	1	0	0	9	3.9	
at Minnesota	12/03/2022		04:41	0-1	.000	0-1	.000	0-0	.000	0	1	1	1.7	0	0	0	0	0	0	3.4	
Indiana	12/08/2022	*	30:30	3-8	.375	2-5	.400	0-0	.000	1	1	2	1.7	2	3	0	0	3	8	3.9	
Totals			1	171:14	16-40	.400	7-20	.350	0-0	.000	4	13	17	1.7	11	15	11	0	16	39	3.9

Player Averages

Games Played	Minutes/ game	Points/ game	FG Pct	3FG Pct	FT Pct	Rebounds/ game	Assists/ game	Turnovers/ game	Assist/Turnover ratio	Steals/ game	Blocks/ game
10	17.1	3.9	40.0	35.0	0.0	1.7	1.5	1.1	1.4	1.6	0.0

SEASON/CAREER HIGHS

Points	
Season	13, Fairfield (11/11/22)
Career	13, Fairfield (11/11/22)
Big Ten	8, Indiana (12/8/22)
Rebounds	
Season	4, 2x
Career	4, 2x*
Big Ten	2, Indiana (12/8/22)
Assists	
Season	5, Syracuse (11/21/22)
Career	5, Syracuse (11/21/22)
Big Ten	3, Indiana (12/8/22)
Steals	
Season	6, Fresno St. (11/26/22)
Career	6, Fresno St. (11/26/22)
Big Ten	3, Indiana (12/8/22)
Blocks	
Season	-
Career	2, 2x*
Big Ten	-
Field Goals Made	
Season	5, Fairfield (11/11/22)
Career	5, Fairfield (11/11/22)
Big Ten	3, Indiana (12/8/22)
3-Point Field Goals Made	
Season	3, Fairfield (11/11/22)
Career	3, Fairfield (11/11/22)
Big Ten	2, Indiana (12/8/22)
Free Throws Made	
Season	-
Career	1, 2x*
Big Ten	-
Minutes	
Season	31, Indiana (12/8/22)
Career	31, Indiana (12/8/22)
Big Ten	31, Indiana (12/8/22)
Career	
10-point games	1
20-point games	-
Double-Doubles	-

*Includes at Notre Dame (2020-21)

23 Taniyah Thompson

G • 5-11 • Sr.
Hamden, Conn. • Hamden • ECU
Major: Communications



CAREER STATS

SEASON	TEAM	GP-GS	MIN/AVG	Field Goals		3-Point		F-Throws		Rebounds				Scoring						
				FG-FGA	FG%	3FG-3FGA	3FG%	FT-FTA	FT%	OFF	DEF	TOT	AVG	PF-FO	A	TO	BLK	STL	PTS	AVG
2019-20	ECU	30-30	1045/34.8	162-501	.323	42-164	.256	46-67	.687	57	41	98	3.3	63-0	31	78	1	57	412	13.7
2020-21	ECU	22-22	669/30.4	105-300	.350	25-97	.258	28-43	.651	33	30	63	2.9	25-0	18	33	2	28	263	12.0
2021-22	ECU	29-29	929/32.0	199-500	.398	47-147	.320	91-116	.784	49	77	126	4.3	40-0	36	64	0	43	536	18.5
2022-23	PSU	16-1	297/18.6	45-103	.437	9-25	.360	15-20	.750	7	23	30	1.9	22-0	8	17	0	15	114	7.1
TOTAL FOR PSU		16-1	297/18.6	45-103	.437	9-25	.360	15-20	.750	7	23	30	1.9	22-0	8	17	0	15	114	7.1
TOTAL		97-82	2940/30.3	511-1404	.364	123-433	.284	180-246	.732	146	171	317	3.3	150-0	93	192	3	143	1325	13.7

2022-23 GAME-BY-GAME STATS

Opponent	Date	GS	MIN	Total		3-Pointers		Free throws		Rebounds				PF	A	TO	BLK	STL	PTS	AVG
				FG-FGA	PCT	3FG-3FGA	PCT	FT-FTA	PCT	OFF	DEF	TOT	AVG							
Norfolk St.	11/09/2022	*	28:58	5-11	.455	2-6	.333	3-3	1.000	0	2	2	2.0	0	1	2	0	3	15	15.0
Fairfield	11/11/2022		18:58	2-5	.400	0-0	.000	2-2	1.000	1	3	4	3.0	3	0	2	0	1	6	10.5
Youngstown St.	11/15/2022		18:17	1-1	1.000	0-0	.000	0-0	.000	0	1	1	2.3	2	0	3	0	0	2	7.7
Bryant	11/18/2022		18:03	3-11	.273	0-1	.000	2-2	1.000	1	6	7	3.5	0	0	2	0	0	8	7.8
Syracuse	11/21/2022		08:06	1-3	.333	0-0	.000	0-0	.000	0	1	1	3.0	1	0	1	0	0	2	6.6
vs Toledo	11/25/2022		10:45	1-2	.500	0-0	.000	0-0	.000	1	1	2	2.8	0	1	1	0	1	2	5.8
vs Fresno St.	11/26/2022		19:40	4-7	.571	0-0	.000	1-4	.250	0	1	1	2.6	2	1	0	0	0	9	6.3
Virginia	11/30/2022		20:18	3-11	.273	1-5	.200	0-0	.000	0	0	0	2.3	1	1	0	0	0	7	6.4
at Minnesota	12/03/2022		16:49	4-8	.500	1-3	.333	0-0	.000	2	1	3	2.3	3	1	1	0	1	9	6.7
Indiana	12/08/2022		01:04	0-0	.000	0-0	.000	0-0	.000	0	0	0	2.1	0	0	0	0	0	0	6.0
West Virginia	12/11/2022		21:46	6-11	.545	1-2	.500	0-0	.000	1	1	2	2.1	0	1	0	0	2	13	6.6
at Drexel	12/18/2022		19:14	2-4	.500	0-0	.000	1-2	.500	0	0	0	1.9	4	0	1	0	0	5	6.5
Cornell	12/21/2022		21:02	4-8	.500	1-2	.500	0-0	.000	0	1	1	1.8	3	2	3	0	5	9	6.7
Rutgers	12/30/2022		24:34	4-9	.444	1-2	.500	2-3	.667	1	0	1	1.8	0	0	1	0	1	11	7.0
at Michigan	01/03/2023		28:44	3-7	.429	2-3	.667	2-2	1.000	0	3	3	1.9	2	0	0	0	1	10	7.2
Purdue	01/07/2023		21:08	2-5	.400	0-1	.000	2-2	1.000	0	2	2	1.9	1	0	0	0	0	6	7.1
Totals			1 297:25	45-103	.437	9-25	.360	15-20	.750	7	23	30	1.9	22	8	17	0	15	114	7.1

Player Averages

Games Played	Minutes/game	Points/game	FG Pct	3FG Pct	FT Pct	Rebounds/game	Assists/game	Turnovers/game	Assist/Turnover ratio	Steals/game	Blocks/game
16	18.6	7.1	43.7	36.0	75.0	1.9	0.5	1.1	0.5	0.9	0.0

SEASON/CAREER HIGHS

Points
Season 15, Norfolk State (11/9/22)
Career 31, at UNCW (12/19/21)*
Big Ten 11, Rutgers (12/30/22)

Rebounds
Season 7, Bryant (11/18/22)
Career 8, 2x*
Big Ten 3, 2x

Assists
Season 2, Cornell (12/21/22)
Career 4, vs. Coppin State (11/23/21)*
Big Ten 1, at Minnesota (12/3/22)

Steals
Season 5, Cornell (12/21/22)
Career 5, Cornell (12/21/22)
Big Ten 1, 3x

Blocks
Season -
Career 1, 3x*
Big Ten -

Field Goals Made
Season 6, West Virginia (12/11/22)
Career 13, at UNCW (12/19/21)*
Big Ten 4, 2x

3-Point Field Goals Made
Season 2, 2x
Career 6, at High Point (11/12/21)*
Big Ten 2, Michigan (1/3/22)

Free Throws Made
Season 3, Norfolk State (11/9/22)
Career 13, at UNCW (12/19/21)*
Big Ten 2, 3x

Minutes
Season 29, Norfolk State (11/9/22)
Career 40, at Houston (2/16/22)*
Big Ten 29, Michigan (1/3/22)

Career
10-point games 66 (4 at PSU)
20-point games 20*

*At East Carolina (2019-22)

24 Alexa Williamson

F • 6-2 • Gr.
Houston, Pa. • Chartiers-Houston • Temple
Graduate Program: Organization Development



CAREER STATS

SEASON	TEAM	GP-GS	MIN/AVG	Field Goals		3-Point		F-Throws		Rebounds				Scoring						
				FG-FGA	FG%	3FG-3FGA	3FG%	FT-FTA	FT%	OFF	DEF	TOT	AVG	PF-FO	A	TO	BLK	STL	PTS	AVG
2018-19	Temple	25-7	377/15.1	47-114	.412	0-0	.000	24-39	.615	37	58	95	3.8	51-0	5	19	13	19	118	4.7
2019-20	Temple	30-24	560/18.7	72-173	.416	0-1	.000	41-66	.621	48	86	134	4.5	82-1	9	35	17	19	185	6.2
2020-21	Temple	21-21	570/27.1	101-206	.490	0-0	.000	61-104	.587	48	93	141	6.7	65-1	12	49	26	21	263	12.5
2021-22	Temple	27-17	544/20.1	85-192	.443	0-0	.000	52-80	.650	57	78	135	5.0	68-4	7	29	37	23	222	8.2
2022-23	PSU	16-11	292/18.3	45-91	.495	0-0	.000	16-27	.593	22	26	48	3.0	35-0	10	22	1	11	106	6.6
TOTAL FOR PSU		16-11	292/18.3	45-91	.495	0-0	.000	16-27	.593	22	26	48	3.0	35-0	10	22	1	11	106	6.6
TOTAL		119-80	2343/19.7	350-776	.451	0-1	.000	194-316	.614	212	341	553	4.6	301-6	43	154	94	93	894	7.5

2022-23 GAME-BY-GAME STATS

Opponent	Date	GS	MIN	Total		3-Pointers		Free throws		Rebounds				PF	A	TO	BLK	STL	PTS	AVG	
				FG-FGA	PCT	3FG-3FGA	PCT	FT-FTA	PCT	OFF	DEF	TOT	AVG								
Norfolk St.	11/09/2022	*	22:02	3-6	.500	0-0	.000	0-0	.000	2	5	7	7.0	2	0	1	0	0	6	6.0	
Fairfield	11/11/2022	*	21:08	7-10	.700	0-0	.000	2-3	.667	1	0	1	4.0	2	1	2	0	0	16	11.0	
Youngstown St.	11/15/2022	*	22:08	1-4	.250	0-0	.000	0-1	.000	1	1	2	3.3	3	2	1	0	4	2	8.0	
Bryant	11/18/2022	*	20:15	9-13	.692	0-0	.000	2-2	1.000	2	2	4	3.5	3	1	2	0	1	20	11.0	
Syracuse	11/21/2022	*	10:06	1-4	.250	0-0	.000	0-0	.000	0	1	1	3.0	4	0	1	0	0	2	9.2	
vs Toledo	11/25/2022	*	12:10	2-4	.500	0-0	.000	0-1	.000	1	2	3	3.0	4	0	0	0	0	4	8.3	
vs Fresno St.	11/26/2022		19:45	7-11	.636	0-0	.000	1-2	.500	2	1	3	3.0	1	1	1	0	2	15	9.3	
Virginia	11/30/2022	*	15:15	0-3	.000	0-0	.000	1-2	.500	1	1	2	2.9	1	0	1	0	0	1	8.3	
at Minnesota	12/03/2022		27:08	3-6	.500	0-0	.000	1-2	.500	3	3	6	3.2	4	0	3	0	2	7	8.1	
Indiana	12/08/2022	*	25:11	4-4	1.000	0-0	.000	2-3	.667	0	4	4	3.3	2	1	1	0	0	10	8.3	
West Virginia	12/11/2022	*	09:59	1-1	1.000	0-0	.000	2-2	1.000	0	0	0	3.0	1	0	1	0	0	4	7.9	
at Drexel	12/18/2022	*	32:23	4-10	.400	0-0	.000	5-9	.556	4	3	7	3.3	2	2	2	0	2	13	8.3	
Cornell	12/21/2022		12:51	1-4	.250	0-0	.000	0-0	.000	1	2	3	3.3	1	0	0	0	0	2	7.8	
Rutgers	12/30/2022		11:47	0-4	.000	0-0	.000	0-0	.000	2	0	2	3.2	2	0	0	1	0	0	7.3	
at Michigan	01/03/2023		10:45	2-2	1.000	0-0	.000	0-0	.000	0	1	1	3.1	1	0	3	0	0	4	7.1	
Purdue	01/07/2023	*	19:20	0-5	.000	0-0	.000	0-0	.000	2	0	2	3.0	2	2	3	0	0	0	6.6	
Totals			11	292:13	45-91	.495	0-0	.000	16-27	.593	22	26	48	3.0	35	10	22	1	11	106	6.6

Player Averages

Games Played	Minutes/ game	Points/ game	FG Pct	3FG Pct	FT Pct	Rebounds/ game	Assists/ game	Turnovers/ game	Assist/Turnover ratio	Steals/ game	Blocks/ game
16	18.3	6.6	49.5	0.0	59.3	3.0	0.6	1.4	0.5	0.7	0.1

SEASON/CAREER HIGHS

Points	20, Bryant (11/19/22)
Season	29, at Houston (3/2/21)*
Career	10, Indiana (12/8/22)
Big Ten	
Rebounds	7, 2x
Season	8, 2x*
Career	6, at Minnesota (12/3/22)
Big Ten	
Assists	2, 3x
Season	3, vs. Memphis (3/2/21)*
Career	2, Purdue (1/7/23)
Big Ten	
Steals	4, Youngstown St. (11/15/22)
Season	4, 3x*
Career	2, at Minnesota (12/3/22)
Big Ten	
Blocks	1, Rutgers (12/30/22)
Season	4, 3x*
Career	1, Rutgers (12/30/22)
Big Ten	
Field Goals Made	9, Bryant (11/19/22)
Season	11, 2x*
Career	4, Indiana (12/8/22)
Big Ten	
3-Point Field Goals Made	-
Season	-
Career	-
Big Ten	
Free Throws Made	5, at Drexel (12/18/22)
Season	7, 2x*
Career	2, Indiana (12/8/22)
Big Ten	
Minutes	33, at Drexel (12/18/22)
Season	39, at USF (1/22/22)*
Career	27, at Minnesota (12/3/22)
Big Ten	
Career	
10-point games	34 (5 at PSU)
20-point games	6 (1 at PSU)

*Includes at Temple (2018-22)

33 Johnasia Cash

F • 6-3 • Gr.
McKeesport, Pa. • McKeesport • SMU
Graduate Program: Homeland Security



CAREER STATS

SEASON	TEAM	GP-GS	MIN/AVG	Field Goals			3-Point			F-Throws		Rebounds				Scoring				
				FG-FGA	FG%	3FG-3FGA	3FG%	FT-FTA	FT%	OFF	DEF	TOT	AVG	PF-FO	A	TO	BLK	STL	PTS	AVG
2017-18	SMU	29-10	508/17.5	58-175	.331	3-19	.158	29-49	.592	52	118	170	5.9	83-4	8	59	9	15	148	5.1
2018-19	SMU	29-17	552/19.0	78-228	.342	4-17	.235	28-55	.509	73	120	193	6.7	63-0	20	71	27	26	188	6.5
2019-20	SMU	29-28	705/24.3	130-335	.388	1-7	.143	62-104	.596	94	179	273	9.4	103-4	28	84	40	52	323	11.1
2020-21	PSU	24-17	574/23.9	136-289	.471	1-3	.333	56-111	.505	63	148	211	8.8	84-5	22	75	26	30	329	13.7
2022-23	PSU	16-3	223/13.9	24-59	.407	0-0	.000	15-27	.556	26	54	80	5.0	31-0	14	25	11	15	63	3.9
TOTAL FOR PSU	40-20	797/19.9	160-348	.460	1-3	.333	71-138	.514	89	202	291	7.3	115-5	36	100	37	45	392	9.8	
TOTAL	127-75	2562/20.2	426-1086	.392	9-46	.196	190-346	.549	308	619	927	7.3	364-13	92	314	113	138	1051	8.3	

2022-23 GAME-BY-GAME STATS

Opponent	Date	GS	MIN	Total		3-Pointers		Free throws		Rebounds				PF	A	TO	BLK	STL	PTS	AVG
				FG-FGA	PCT	3FG-3FGA	PCT	FT-FTA	PCT	OFF	DEF	TOT	AVG							
Norfolk St.	11/09/2022		14:18	1-1	1.000	0-0	.000	1-2	.500	2	0	2	2.0	1	0	1	0	1	3	3.0
Fairfield	11/11/2022		08:38	2-2	1.000	0-0	.000	0-1	.000	0	3	3	2.5	3	1	0	0	1	4	3.5
Youngstown St.	11/15/2022		14:59	2-3	.667	0-0	.000	3-4	.750	1	1	2	2.3	2	3	2	0	2	7	4.7
Bryant	11/18/2022		13:09	4-5	.800	0-0	.000	0-0	.000	6	5	11	4.5	2	0	0	0	0	8	5.5
Syracuse	11/21/2022	*	31:04	3-11	.273	0-0	.000	3-4	.750	6	6	12	6.0	3	2	4	1	1	9	6.2
vs Toledo	11/25/2022		19:38	2-8	.250	0-0	.000	0-0	.000	3	7	10	6.7	4	0	1	1	0	4	5.8
vs Fresno St.	11/26/2022		13:41	2-2	1.000	0-0	.000	0-0	.000	0	5	5	6.4	1	1	4	1	2	4	5.6
Virginia	11/30/2022	*	23:05	3-5	.600	0-0	.000	3-4	.750	3	4	7	6.5	1	1	1	1	3	9	6.0
at Minnesota	12/03/2022	*	13:24	2-6	.333	0-0	.000	0-0	.000	0	4	4	6.2	3	2	2	1	1	4	5.8
Indiana	12/08/2022		03:12	0-2	.000	0-0	.000	0-0	.000	2	0	2	5.8	2	0	1	0	0	0	5.2
West Virginia	12/11/2022		22:40	1-4	.250	0-0	.000	2-6	.333	0	5	5	5.7	1	2	0	2	1	4	5.1
at Drexel	12/18/2022		10:38	1-3	.333	0-0	.000	0-2	.000	1	0	1	5.3	2	0	1	1	1	2	4.8
Cornell	12/21/2022		13:46	0-2	.000	0-0	.000	2-2	1.000	1	9	10	5.7	3	0	4	1	0	2	4.6
Rutgers	12/30/2022		10:52	0-3	.000	0-0	.000	0-0	.000	0	2	2	5.4	1	2	0	1	2	0	4.3
at Michigan	01/03/2023		01:06	0-0	.000	0-0	.000	0-0	.000	0	0	0	5.1	0	0	1	0	0	0	4.0
Purdue	01/07/2023		08:48	1-2	.500	0-0	.000	1-2	.500	1	3	4	5.0	2	0	3	1	0	3	3.9
Totals			3 222:58	24-59	.407	0-0	.000	15-27	.556	26	54	80	5.0	31	14	25	11	15	63	3.9

Player Averages

Games Played	Minutes/game	Points/game	FG Pct	3FG Pct	FT Pct	Rebounds/game	Assists/game	Turnovers/game	Assist/Turnover ratio	Steals/game	Blocks/game
16	13.9	3.9	40.7	0.0	55.6	5.0	0.9	1.6	0.6	0.9	0.7

SEASON/CAREER HIGHS

Points	
Season	9, 2x
Career	28, at Purdue (1/31/21)
Big Ten	28, at Purdue (1/31/21)
Rebounds	
Season	12, Syracuse (11/21/22)
Career	19, Nebraska (2/4/21)
Big Ten	19, Nebraska (2/4/21)
Assists	
Season	3, Youngstown St. (11/15/22)
Career	3, 6x
Big Ten	3, Wisconsin (2/7/21)
Steals	
Season	3, Virginia (11/30/22)
Career	6, vs. Memphis (3/2/20)
Big Ten	4, Wisconsin (2/7/21)
Blocks	
Season	2, West Virginia (12/11/22)
Career	4, 3x
Big Ten	3, 2x
Field Goals Made	
Season	4, Bryant (11/19/22)
Career	13, at Purdue (1/31/21)
Big Ten	13, at Purdue (1/31/21)
3-Point Field Goals Made	
Season	-
Career	1, 9x*
Big Ten	1, Nebraska (2/4/21)
Free Throws Made	
Season	3, 3x
Career	8, Nebraska (2/4/21)
Big Ten	8, Nebraska (2/4/21)
Minutes	
Season	31, Syracuse (11/21/22)
Career	34, 2x
Big Ten	34, Rutgers (2/28/21)
Career	
10-point games	46 (17 at PSU)
20-point games	4 (3 at PSU)

*Includes at SMU (2017-21)

GAME 17 | PENN STATE AT NEBRASKA | JANUARY 11, 2023 | PINNACLE BANK ARENA

GAME 1: NORFOLK STATE



Official Basketball Box Score - Final
Norfolk St. at Penn St.
11/09/22 Bryce Jordan Center, State College
2022-23 Women's Basketball

Game Time: 7:00 PM
Game Duration: 3:28
Attendance: 1,777

Officials: Felicia Gritter, Ashlee Goodie, Brad Maxwell

Norfolk St. - 61
Table with columns: NO. Name, Min, FG, 3P, FT, Rebounds, Fouls, TP, AS, TO, ST, Blocks, +/-

Shooting By Period
Table with columns: 1st FG%, 3PT%, FT%, 2nd FG%, 3PT%, FT%, 3rd FG%, 3PT%, FT%, 4th FG%, 3PT%, FT%, GM FG%, 3PT%, FT%

Dead Ball Rebounds: 1, 0

Technical Fouls: NONE

Penn St. - 67
Table with columns: NO. Name, Min, FG, 3P, FT, Rebounds, Fouls, TP, AS, TO, ST, Blocks, +/-

Shooting By Period
Table with columns: 1st FG%, 3PT%, FT%, 2nd FG%, 3PT%, FT%, 3rd FG%, 3PT%, FT%, 4th FG%, 3PT%, FT%, GM FG%, 3PT%, FT%

Dead Ball Rebounds: 3, 0

Technical Fouls: NONE

Summary table with columns: Biggest lead, Best Scoring Run, Lead Changes, Times Tied, Time with Lead, Points from Turnovers, Points from Paint, Second Chance, Fast Breaks, Bench, Period by Period Scoring

GAME 2: FAIRFIELD



Official Basketball Box Score - Final
Fairfield at Penn St.
11/11/22 Bryce Jordan Center, State College
2022-23 Women's Basketball

Game Time: 7:00 PM
Game Duration: 1:51
Attendance: 1,599

Officials: Brian Garland, Kate Entering, Kylie Galway

Fairfield - 49
Table with columns: NO. Name, Min, FG, 3P, FT, Rebounds, Fouls, TP, AS, TO, ST, Blocks, +/-

Shooting By Period
Table with columns: 1st FG%, 3PT%, FT%, 2nd FG%, 3PT%, FT%, 3rd FG%, 3PT%, FT%, 4th FG%, 3PT%, FT%, GM FG%, 3PT%, FT%

Dead Ball Rebounds: 7, 1

Technical Fouls: NONE

Penn St. - 77
Table with columns: NO. Name, Min, FG, 3P, FT, Rebounds, Fouls, TP, AS, TO, ST, Blocks, +/-

Shooting By Period
Table with columns: 1st FG%, 3PT%, FT%, 2nd FG%, 3PT%, FT%, 3rd FG%, 3PT%, FT%, 4th FG%, 3PT%, FT%, GM FG%, 3PT%, FT%

Dead Ball Rebounds: 3, 1

Technical Fouls: NONE

Summary table with columns: Biggest lead, Best Scoring Run, Lead Changes, Times Tied, Time with Lead, Points from Turnovers, Points from Paint, Second Chance, Fast Breaks, Bench, Period by Period Scoring

GAME 3: YOUNGSTOWN STATE



Official Basketball Box Score - Final
Youngstown St. at Penn St.
11/10/22 Bryce Jordan Center, State College
2022-23 Women's Basketball

Game Time: 7:00 PM
Game Duration: 1:56
Attendance: 1,541

Officials: Frank Sferatore, Stephanie Barksdale, Kristen Bell

Youngstown St. - 63
Table with columns: NO. Name, Min, FG, 3P, FT, Rebounds, Fouls, TP, AS, TO, ST, Blocks, +/-

Shooting By Period
Table with columns: 1st FG%, 3PT%, FT%, 2nd FG%, 3PT%, FT%, 3rd FG%, 3PT%, FT%, 4th FG%, 3PT%, FT%, GM FG%, 3PT%, FT%

Dead Ball Rebounds: 2, 1

Technical Fouls: NONE

Penn St. - 77
Table with columns: NO. Name, Min, FG, 3P, FT, Rebounds, Fouls, TP, AS, TO, ST, Blocks, +/-

Shooting By Period
Table with columns: 1st FG%, 3PT%, FT%, 2nd FG%, 3PT%, FT%, 3rd FG%, 3PT%, FT%, 4th FG%, 3PT%, FT%, GM FG%, 3PT%, FT%

Dead Ball Rebounds: 4, 0

Technical Fouls: NONE

Summary table with columns: Biggest lead, Best Scoring Run, Lead Changes, Times Tied, Time with Lead, Points from Turnovers, Points from Paint, Second Chance, Fast Breaks, Bench, Period by Period Scoring

GAME 4: BRYANT



Official Basketball Box Score - Final
Bryant at Penn St.
11/18/22 Bryce Jordan Center, State College
2022-23 Women's Basketball

Game Time: 7:00 PM
Game Duration: 1:48
Attendance: 1,365

Officials: Angie Entund, Gerds Galting, Cara Seppe

Bryant - 33
Table with columns: NO. Name, Min, FG, 3P, FT, Rebounds, Fouls, TP, AS, TO, ST, Blocks, +/-

Shooting By Period
Table with columns: 1st FG%, 3PT%, FT%, 2nd FG%, 3PT%, FT%, 3rd FG%, 3PT%, FT%, 4th FG%, 3PT%, FT%, GM FG%, 3PT%, FT%

Dead Ball Rebounds: 2, 0

Technical Fouls: NONE

Penn St. - 96
Table with columns: NO. Name, Min, FG, 3P, FT, Rebounds, Fouls, TP, AS, TO, ST, Blocks, +/-

Shooting By Period
Table with columns: 1st FG%, 3PT%, FT%, 2nd FG%, 3PT%, FT%, 3rd FG%, 3PT%, FT%, 4th FG%, 3PT%, FT%, GM FG%, 3PT%, FT%

Dead Ball Rebounds: 1, 0

Technical Fouls: NONE

Summary table with columns: Biggest lead, Best Scoring Run, Lead Changes, Times Tied, Time with Lead, Points from Turnovers, Points from Paint, Second Chance, Fast Breaks, Bench, Period by Period Scoring

GAME 17 | PENN STATE AT NEBRASKA | JANUARY 11, 2023 | PINNACLE BANK ARENA

GAME 5: SYRACUSE



Official Basketball Box Score - Final
Syracuse at Penn St.
 11/26/22 Bryce Jordan Center, State College
 2022-23 Women's Basketball

Game Time: 7:00 PM
 Game Duration: 1:48
 Attendance: 1,650

Officials: Felicia Griser, Tim Dalay, Erica Parker

Syracuse - 69

Record: 4-1

NO.	Name	Min	FG			3P			FT			Rebounds			Fouls			TP	AS	TO	ST	Blocks			+/-
			M/A	M/A	M/A	M/A	M/A	M/A	M/A	M/A	M/A	M/A	M/A	M/A	M/A	M/A	M/A					M/A	M/A	M/A	
15	Asia Strong	F	37:42	5-12	1-5	0-1	0	9	9	3	4	11	2	1	0	2	0	0	2	0	0	-11			
24	Dariauna Lewis	F	34:59	2-3	0-0	0-0	1	8	9	4	1	4	1	1	0	0	0	0	0	0	-2				
2	Dyaisha Fair	G	38:53	7-18	3-10	0-6	0	3	3	0	7	20	6	1	5	0	0	0	0	-8					
4	Teisha Hyman	G	24:57	7-13	2-3	3-3	1	2	3	5	19	6	8	1	0	0	0	0	0	0					
25	Alaina Rice	G	37:38	3-9	3-7	0-0	0	3	3	3	1	9	1	4	1	0	1	0	0	-15					
12	Cheyenne McEvans	F	09:40	0-3	0-0	2-2	0	0	0	1	1	2	0	1	0	0	0	0	0	-7					
21	Saniaa Wilson	06:02	0-0	0-0	0-0	0	0	0	0	0	0	0	0	0	0	0	0	0	0	-8					
3	Nyah Wilson	08:52	2-3	0-0	0-0	0	0	0	0	0	4	0	2	0	0	0	0	0	0	-9					
22	Kyra Wood	01:17	0-0	0-0	0-0	0	0	0	0	0	0	0	0	0	0	0	0	0	0	0					
Team							5	0	5	0	0	0	0	0	0	0	0	0	0	0					
Totals			26:61	9:25	8:12	7	25	32	20	19	69	15	19	8	4	2	-13	Technical Fouls: NONE							

Shooting By Period

1st FG%	10-17	58.8%
3PT%	6-7	85.7%
FT%	1-2	50%
2nd FG%	5-12	41.7%
3PT%	1-6	16.7%
FT%	3-5	60%
3rd FG%	5-7	29.4%
3PT%	0-1	0%
FT%	0-1	0%
4th FG%	6-15	40.0%
3PT%	2-7	28.6%
FT%	0-0	0%
GM FG%	26-61	42.6%
3PT%	9-25	36.0%
FT%	8-12	66.7%

Dead Ball Rebounds: 1, 0

Penn St. - 82

Record: 5-0

NO.	Name	Min	FG			3P			FT			Rebounds			Fouls			TP	AS	TO	ST	Blocks			+/-
			M/A	M/A	M/A	M/A	M/A	M/A	M/A	M/A	M/A	M/A	M/A	M/A	M/A	M/A	M/A					M/A	M/A	M/A	
24	Alexa Williamson	F	10:06	1-4	0-0	0-0	0	1	1	4	0	2	0	1	0	0	0	0	0	0	-7				
33	Johnasia Cash	F	31:04	3-11	0-0	3-4	6	6	12	3	3	9	2	4	3	1	0	0	0	0					
4	Shay Ciezki	G	30:34	6-12	4-9	2-2	1	1	2	2	3	18	3	1	1	0	1	16							
5	Lellani Kapinus	G	18:36	1-3	0-1	2-3	2	3	5	4	3	4	0	4	1	1	0	-15							
20	Makenna Marisa	G	38:14	8-21	1-4	5-5	3	5	8	0	5	22	7	2	3	0	2	13							
10	Chanaya Pinto	F	18:25	5-7	1-1	1-2	2	5	7	1	5	12	0	0	0	0	0	20							
23	Taniyah Thompson	08:06	1-3	0-0	0-0	0	1	1	1	0	2	0	1	0	0	0	0	-4							
11	Anna Camden	13:27	2-5	2-5	0-0	0	1	1	1	0	6	1	1	0	0	0	2								
22	Alii Campbell	25:25	1-3	0-2	0-0	1	3	4	2	2	5	0	4	0	0	0	31								
1	Alii Brigham	06:03	2-3	0-0	1-2	0	1	1	1	1	5	1	0	0	0	0	1	9							
Team							4	3	7	0	0	0	0	0	0	0	0	0	0						
Totals			30:72	8:22	14:18	19	30	49	19	20	82	19	14	10	2	4	13	Technical Fouls: NONE							

Shooting By Period

1st FG%	5-8	27.8%
3PT%	0-3	0.0%
FT%	4-5	80%
2nd FG%	4-8	22.2%
3PT%	1-4	25.0%
FT%	0-0	0%
3rd FG%	8-16	50.0%
3PT%	4-8	50.0%
FT%	2-4	50%
4th FG%	13-20	65.0%
3PT%	3-7	42.9%
FT%	8-9	88.9%
GM FG%	30-72	41.7%
3PT%	8-22	36.4%
FT%	14-18	77.8%

Dead Ball Rebounds: 2, 1

	SYR		PSU		Points from Turnovers	SYR	PSU	Period by Period Scoring
	1st	2nd	3rd	4th				
Biggest lead	21 (3rd 8:07)	13 (4th 0:08)				10	25	
Best Scoring Run	11 (1st 6:24)	7 (4th 6:43)			26	34		
Lead Changes	3				2	5		
Times Tied	0				9	21		
Time with Lead	33:28	05:58			6	27		

GAME 6: VS. TOLEDO



Official Basketball Box Score - Final
Toledo at Penn St.
 11/25/22 Ocean Center, Daytona Beach, Fla.
 2022 Dayton Beach Invitational

Game Time: 1:15 PM
 Game Duration: 2:00
 Attendance: 350

Officials: Natasha Harris, Lauren Niemera, Erica Herriman

Toledo - 59

Record: 3-2

NO.	Name	Min	FG			3P			FT			Rebounds			Fouls			TP	AS	TO	ST	Blocks			+/-
			M/A	M/A	M/A	M/A	M/A	M/A	M/A	M/A	M/A	M/A	M/A	M/A	M/A	M/A	M/A					M/A	M/A	M/A	
34	Jessica Cook	F	23:01	2-7	0-0	1-2	2	3	5	1	3	5	1	1	2	1	1	1	1	-2					
2	Sophia Wiard	G	39:12	3-11	1-4	8-10	0	8	8	2	8	15	3	2	0	0	0	0	-4						
5	Quinesha Lockett	G	33:15	5-14	0-6	5-7	4	3	7	3	5	15	4	1	1	1	0	5							
22	Khera Goss	G	24:10	3-6	1-3	1-2	1	0	1	0	2	8	0	2	2	0	0	0	-1						
33	Sammie Mikonowicz	F	35:38	2-9	1-4	3-4	3	5	8	2	3	8	2	3	0	0	0	-12							
1	Nan Garcia	08:23	1-5	0-3	0-0	1	0	1	0	0	2	0	1	1	0	0	0	-7							
12	Jayda Jansen	09:43	0-4	0-1	0-0	0	2	2	1	0	0	0	0	0	0	0	0	0	2						
2	Justina King	16:38	2-4	0-1	2-2	0	1	1	1	1	6	1	0	0	0	0	3								
24	Yanah Curry	01:24	0-1	0-0	0-0	0	0	0	0	0	0	0	0	0	0	0	0	0	0						
13	Lonasia Brewer	08:36	0-1	0-0	0-0	0	2	1	3	1	0	0	0	0	0	0	0	0	0						
Team							2	1	3	0	0	0	1	1	0	0	0	0	0						
Totals			18:62	3:22	20:27	15	24	39	11	23	59	11	12	10	2	1	-1	Technical Fouls: NONE							

Shooting By Period

1st FG%	10-17	58.8%
3PT%	6-7	85.7%
FT%	1-2	50%
2nd FG%	5-12	41.7%
3PT%	1-6	16.7%
FT%	3-5	60%
3rd FG%	5-7	29.4%
3PT%	0-1	0%
FT%	0-1	0%
4th FG%	6-15	40.0%
3PT%	2-7	28.6%
FT%	0-0	0%
GM FG%	26-61	42.6%
3PT%	9-25	36.0%
FT%	8-12	66.7%

Dead Ball Rebounds: 4, 1

Penn St. - 60

Record: 6-0

NO.	Name	Min	FG			3P			FT			Rebounds			Fouls			TP	AS	TO	ST	Blocks			+/-
			M/A	M/A	M/A	M/A	M/A	M/A	M/A	M/A	M/A	M/A	M/A	M/A	M/A	M/A	M/A					M/A	M/A		
10	Chanaya Pinto	F	27:59	5-9	2-4	1-1	3	3	6	2	13	0	3	3	0	0	0	0	6						
24	Alexa Williamson	F	12:11	2-4	0-0	0-1	1	2	3	4	1	4	0	0	0	0	0	0	0	-2					
4	Shay Ciezki	G	35:51	6-13	2-5	2-2	0	1	1	4	2	16	3	2	1	0	1	6							
5	Lellani Kapinus	G	19:45	0-3	0-2	3-4	0	4	4	2	4	3	1	5	1	0	0	0	-3						
20	Makenna Marisa	G	37:29	7-14	0-1	0-0	0	4	2	0	14	3	2	1	0	0	0	0	0						
33	Johnasia Cash	19:39	2-8	0-0	0-0	3	7	10	4	0	4	0	1	0	1	0	0	-6							
11	Anna Camden	17:37	0-2	0-2	0-0	0	1	1	2	1	0	0	0	0	0	0	0	8							
23	Taniyah Thompson	10:45	1-2	0-0	0-0	1	1	2	0	2	1	1	1	0	0	0	0	-4							
1	Alii Brigham	08:40	2-5	0-1	0-0	1	4	5	0	0	4	1	1	1	0	0	0	2							
22	Alii Campbell	07:26	0-1	0-0	0-0	0	1	1	3	0	0	0	2	0	0	0	0	-5							
2	Aicha Dia	02:38	0-1	0-0	0-0	0	0	0	0	0	0	0	0	0	0	0	0	0	0						
Team							3	3	6	0	0	0	0	0	0	0	0	0	0						
Totals			25:61	4:15	6:8	12	31	43	23	11	60	9	19	8	1	2	1	Technical Fouls: NONE							

GAME 17 | PENN STATE AT NEBRASKA | JANUARY 11, 2023 | PINNACLE BANK ARENA

GAME 9: AT MINNESOTA

Official Basketball Box Score - Final
Penn St. at Minnesota
 2023/22 Wilmas Arena, Minneapolis
 2023-23 Women's Basketball

		Record: 7-2 (0-1)													
NO.	Name	Min	FG	3P	FT	Rebounds	Fouls	TP	AS	TO	ST	Blocks	+/		
		FG	M-A	3P	M-A	OR	DR	TOT	PF	FD	TS	BS	BA		
10	Chanaya Pinto	F	45:12	4-8	0-2	3-4	2	6	8	2	3	1	0	0	-2
33	Johnasia Cash	F	13:25	2-6	0-0	0-0	0	4	4	3	0	4	2	2	1
4	Shay Ciezki	G	42:40	5-13	3-8	0-0	1	1	4	13	0	3	1	0	-8
5	Lellani Kapinus	G	39:45	8-10	0-0	2-6	1	2	3	4	2	5	2	0	1
20	Makenna Marisa	G	49:29	13-21	7-10	1-2	0	4	4	3	2	34	6	4	2
24	Alexa Williamson	F	27:08	3-6	0-0	1-2	3	3	6	2	7	0	3	2	0
1	Ali Brigham	F	02:38	0-0	0-0	0-0	1	1	1	0	0	1	0	0	0
22	Alli Campbell	F	04:41	0-1	0-1	0-0	1	1	0	0	0	0	0	0	0
23	Tanyah Thompson	F	16:48	4-8	1-3	0-0	2	1	3	3	1	9	1	1	1
11	Anna Camden	F	08:14	0-2	0-0	0-0	0	0	0	1	2	0	1	0	0
Team							2	5	7						
Totals			39:75	11-24	7-14	10	28	38	25	20	96	16	22	13	5

Game Time: 7:30 PM
 Game Duration: 2:32
 Attendance: 2,852
 Officials: Maggie Teman, Brian Garland, Xomara Cruz-Johnson

Shooting By Period

1st	2nd	3rd	4th	OT
FG% 5-13 38.5%	FG% 6-13 46.2%	FG% 12-18 66.7%	FG% 7-15 46.7%	FG% 9-16 56.3%
3PT% 3-5 60.0%	3PT% 2-4 50.0%	3PT% 3-5 60.0%	3PT% 1-3 33.3%	3PT% 1-3 33.3%
FT% 1-2 50%	FT% 0-0 0%	FT% 5-6 83.3%	FT% 1-6 16.7%	FT% 5-6 83.3%
OTFG% 0-0 0%	OTFG% 0-0 0%	OTFG% 0-0 0%	OTFG% 0-0 0%	OTFG% 0-0 0%
GM FG% 39-75 52.0%	GM FG% 11-24 45.8%	GM FG% 7-14 50.0%	GM FG% 7-14 50.0%	GM FG% 7-14 50.0%
3PT% 1-2 50%	3PT% 1-2 50%	3PT% 1-2 50%	3PT% 1-2 50%	3PT% 1-2 50%
FT% 1-2 50%	FT% 1-2 50%	FT% 1-2 50%	FT% 1-2 50%	FT% 1-2 50%

Minnesota - 98 Record: 5-3 (1-0) Dead Ball Rebounds: 3, 0

NO.	Name	Min	FG	3P	FT	Rebounds	Fouls	TP	AS	TO	ST	Blocks	+/		
		FG	M-A	3P	M-A	OR	DR	TOT	PF	FD	TS	BS	BA		
4	Alanna Micheaux	F	23:54	3-8	0-0	2-2	1	1	2	5	2	8	0	1	9
24	Mallory Heyer	F	43:23	7-13	2-5	2-3	3	8	11	2	3	18	1	2	2
3	Amaya Battle	G	40:26	7-14	2-2	3-4	0	5	5	2	4	19	5	8	3
10	Mara Braun	G	45:44	7-13	1-4	11-11	0	4	4	1	8	26	6	7	3
23	Katie Borowicz	G	31:52	4-7	2-4	3-4	2	2	2	5	2	13	3	4	1
14	Isabelle Gradwell	F	17:57	2-7	1-5	1-2	0	1	1	2	6	0	1	2	0
5	Maggie Czinaro	F	21:37	0-3	0-1	4-4	0	3	3	1	2	4	0	0	1
21	MiCole Cayton	F	14:01	0-0	0-0	2-2	1	1	2	1	2	0	1	0	0
13	Destinee Oberg	F	11:06	1-1	0-0	0-0	0	0	0	1	2	0	1	0	0
Team							4	5	9						
Totals			31:66	8-21	28-32	9	30	39	20	25	98	15	26	11	0

Points from Turnovers Penn 20 MINN 21

Paint Penn 46 MINN 40

Second Chance Penn 5 MINN 15

Fast Breaks Penn 22 MINN 21

Bench Penn 16 MINN 14

Period by Period Scoring

1st	2nd	3rd	4th	OT1	OT2	TOT
Penn 14	14	27	21	10	10	96
MINN 16	15	15	30	10	12	98

GAME 10: NO. 4/3 INDIANA

Official Basketball Box Score - Final
Indiana at Penn St.
 12/28/22 Bryce Jordan Center, State College
 2023-23 Women's Basketball

		Record: 10-0 (2-0)													
NO.	Name	Min	FG	3P	FT	Rebounds	Fouls	TP	AS	TO	ST	Blocks	+/		
		FG	M-A	3P	M-A	OR	DR	TOT	PF	FD	TS	BS	BA		
54	Mackenzie Holmes	F	34:36	8-12	0-0	2-3	0	10	10	3	4	18	1	2	1
12	Yarden Garzon	G	33:59	3-5	1-1	0-0	1	7	8	5	2	7	5	6	1
14	Sara Scalia	G	38:49	3-12	1-7	0-0	0	3	3	0	2	7	4	4	2
22	Chloe Moore-McNeil	G	38:54	3-4	1-2	4-4	0	3	3	1	3	11	7	1	1
33	Sydney Parrish	G	33:44	7-13	2-4	2-2	2	5	7	3	3	18	3	4	0
21	Hanna Sarnovik	G	12:17	2-3	0-1	0-0	0	0	0	0	0	4	0	0	0
52	Lily Meisler	F	05:24	1-2	0-0	0-0	0	0	0	0	0	0	0	0	0
1	Lexus Bargesser	F	02:17	0-0	0-0	0-0	0	0	0	0	0	0	0	0	0
Team							3	3	6						
Totals			27:51	5-15	8-9	6	31	37	13	14	67	20	17	5	2

Game Time: 7:00 PM
 Game Duration: 1:42
 Attendance: 1,621
 Officials: Gina Cross, By Seales, Brad Maxey

Shooting By Period

1st	2nd	3rd	4th	OT
FG% 6-11 54.5%	FG% 2-5 40.0%	FG% 5-13 38.5%	FG% 8-16 50.0%	FG% 2-7 28.6%
3PT% 2-5 40.0%	3PT% 2-2 100%	3PT% 5-13 38.5%	3PT% 0-2 0%	3PT% 0-0 0%
FT% 0-2 0%	FT% 0-0 0%	FT% 4-6 66.7%	FT% 2-7 28.6%	FT% 2-7 28.6%
OTFG% 0-0 0%	OTFG% 0-0 0%	OTFG% 0-0 0%	OTFG% 0-0 0%	OTFG% 0-0 0%
GM FG% 27-51 52.0%	GM FG% 11-24 45.8%	GM FG% 7-14 50.0%	GM FG% 7-14 50.0%	GM FG% 7-14 50.0%
3PT% 1-2 50%	3PT% 1-2 50%	3PT% 1-2 50%	3PT% 1-2 50%	3PT% 1-2 50%
FT% 1-2 50%	FT% 1-2 50%	FT% 1-2 50%	FT% 1-2 50%	FT% 1-2 50%

Indiana - 67 Record: 10-0 (2-0) Dead Ball Rebounds: 0, 1

NO.	Name	Min	FG	3P	FT	Rebounds	Fouls	TP	AS	TO	ST	Blocks	+/		
		FG	M-A	3P	M-A	OR	DR	TOT	PF	FD	TS	BS	BA		
24	Alexa Williamson	F	25:11	4-4	0-0	2-3	0	4	4	2	2	10	1	1	0
4	Shay Ciezki	G	34:15	9-11	0-4	0-1	1	1	2	2	2	6	1	4	1
5	Lellani Kapinus	G	34:16	5-13	1-5	4-4	3	5	8	3	2	15	3	2	1
20	Makenna Marisa	G	40:00	5-18	1-5	1-2	2	5	7	2	12	4	1	2	0
22	Alli Campbell	G	30:30	3-8	2-5	0-0	1	1	2	3	8	3	0	3	0
11	Anna Camden	F	07:26	0-3	0-3	0-0	1	0	1	0	1	0	0	0	0
23	Tanyah Thompson	F	01:04	0-0	0-0	0-0	0	0	0	0	0	0	0	0	0
10	Chanaya Pinto	F	17:33	3-5	0-0	1-2	1	0	1	1	2	7	1	1	1
33	Johnasia Cash	F	03:12	0-2	0-0	0-0	2	2	2	0	0	1	0	1	0
1	Ali Brigham	F	06:33	0-0	0-0	0-0	1	1	0	0	0	0	0	0	0
Team							1	2	3						
Totals			23:64	4-22	8-12	12	19	31	14	13	58	14	11	8	0

Points from Turnovers IU 16 PSU 19

Paint IU 38 PSU 34

Second Chance IU 4 PSU 9

Fast Breaks IU 13 PSU 11

Bench IU 6 PSU 7

Period by Period Scoring

1st	2nd	3rd	4th	TOT
IU 16	10	22	19	67
PSU 15	14	11	18	58

GAME 11: WEST VIRGINIA

Official Basketball Box Score - Final
West Virginia at Penn St.
 12/11/22 Bryce Jordan Center, State College
 2023-23 Women's Basketball

		Record: 7-2													
NO.	Name	Min	FG	3P	FT	Rebounds	Fouls	TP	AS	TO	ST	Blocks	+/		
		FG	M-A	3P	M-A	OR	DR	TOT	PF	FD	TS	BS	BA		
14	Kylee Blacksten	F	23:43	2-7	0-2	0-1	2	1	3	4	0	4	0	1	0
00	Jayla Homingway	G	29:20	3-8	0-1	5-5	0	4	4	3	4	11	1	2	0
11	Ja'Naiya Quinley	G	33:02	4-10	1-4	0-2	2	2	4	1	16	3	3	0	2
30	Mackenzie Smith	G	40:00	4-11	2-7	2-2	2	2	2	12	3	2	1	0	-12
32	Kyah Watson	G	25:57	2-8	1-5	1-2	7	5	2	6	0	3	1	1	0
4	Danni Nichols	G	20:34	2-4	1-2	1-1	1	2	0	3	6	2	2	1	0
21	Savvy Diggs	F	11:07	1-1	0-0	0-0	0	0	0	1	2	0	0	0	0
24	Tanyah Thompson	F	11:53	0-3	0-2	0-0	0	1	2	0	0	2	0	0	-18
23	Issis Beh	F	07:17	0-0	0-0	0-0	1	1	0	0	0	0	0	0	0
Team							3	5	8						
Totals			19:53	7-23	12-14	6	24	30	22	12	57	9	15	3	1

Game Time: 4:00 PM
 Game Duration: 1:49
 Attendance: 2,218
 Officials: Nykesha Thompson, Mark Resch, Dawn Marsh

Shooting By Period

1st	2nd	3rd	4th	OT
FG% 6-16 37.5%	FG% 7-15 46.7%	FG% 1-6 16.7%	FG% 2-3 66.7%	FG% 2-3 66.7%
3PT% 2-7 28.6%	3PT% 1-6 16.7%	3PT% 3-5 60.0%	3PT% 3-5 60.0%	3PT% 3-5 60.0%
FT% 0-0 0%	FT% 2-3 66.7%	FT% 3-5 60.0%	FT% 3-4 75%	FT% 3-4 75%
OTFG% 0-0 0%	OTFG% 0-0 0%	OTFG% 0-0 0%	OTFG% 0-0 0%	OTFG% 0-0 0%
GM FG% 19-53 35.8%	GM FG% 7-23 30.4%	GM FG% 12-14 85.7%	GM FG% 12-14 85.7%	GM FG% 12-14 85.7%
3PT% 2-7 28				

GAME 17 | PENN STATE AT NEBRASKA | JANUARY 11, 2023 | PINNACLE BANK ARENA

GAME 13: CORNELL

Cornell - 68 Record: 6-6

NO.	Name	Min	FG	3P	FT	Rebounds	Fouls	TP	AS	TO	ST	Blocks	+/-
			M/A	M/A	M/A	OR DR TOT	PF FD					BS BA	
21	Anna Hovis	F 24:40	1-3	0-0	0-0	0 4 4	1 0 2	4	2	2	1	0	-10
24	Summer Parker-Hall	F 19:55	1-5	0-0	2-2	1 4 5	4 4 4	4	1	2	2	0	-11
5	Ania McNicholas	G 28:40	5-16	3-10	0-0	2 1 3	4 4 13	1	8	4	0	1	-25
20	Kaya Ingram	G 25:01	1-6	0-1	2-2	0 1 1	2 2 4	1	5	2	0	0	-21
22	Shannon Mulroy	G 30:22	2-6	1-4	0-2	0 1 1	3 2 5	4	3	1	0	0	-13
12	Mia Beam	17:30	2-9	0-0	1-2	1 0 1	1 2 5	0	3	1	0	0	-30
31	Emily Pape	19:21	2-6	0-0	2-2	3 3 5	2 1 6	1	4	0	0	0	-37
25	Lexi Green	06:58	1-1	0-0	0-0	0 0 0	0 1 2	0	0	0	0	0	-13
2	Val Garcia-Martinez	06:35	1-3	1-2	0-0	0 1 1	0 0 3	0	0	2	0	0	5
3	Vivienne Knee	12:25	1-6	1-3	1-2	1 2 3	1 1 4	4	1	2	0	1	-4
13	Jada Davis	04:23	0-0	0-0	0-0	0 0 0	0 0 0	0	0	0	0	0	-4
4	Sarah Hathorn	02:05	0-0	0-0	0-0	0 0 0	0 0 0	0	1	0	0	0	4
11	Arianna Ilioxiakis	02:05	0-0	0-0	0-0	0 0 0	0 0 0	0	0	0	0	0	4
Team						7 1 8							
Totals			17-61	6-26	8-12	14 19 33	18 17 48	14	28	15	0	3	-31

Technical Fouls: NONE

Shooting By Period
 1st FG% 4-18 22.2%
 3PT% 1-9 11.1%
 FT% 2-4 50.0%
 2nd FG% 3-11 27.3%
 3PT% 1-5 20.0%
 FT% 0-0 0%
 3rd FG% 6-19 31.6%
 3PT% 3-8 37.5%
 FT% 2-2 100%
 4th FG% 4-13 30.8%
 3PT% 1-4 25.0%
 FT% 4-6 66.7%
 GM FG% 17-61 27.9%
 3PT% 6-26 23.1%
 FT% 8-12 66.7%

Dead Ball Rebounds: 4, 0

Penn St. - 79 Record: 9-4

NO.	Name	Min	FG	3P	FT	Rebounds	Fouls	TP	AS	TO	ST	Blocks	+/-
			M/A	M/A	M/A	OR DR TOT	PF FD					BS BA	
10	Chanaya Pinto	F 23:07	3-4	0-0	2-2	3 3 6	1 2 8	7	2	5	0	0	34
1	Ali Brigham	C 18:36	4-6	0-0	1-2	3 4 7	2 2 2	9	1	3	1	0	20
4	Shay Ciezki	G 18:45	4-6	2-4	0-0	0 1 1	3 1 10	4	1	1	0	0	20
5	Lellani Kapinus	G 22:02	5-9	0-1	3-4	1 4 5	1 3 13	1	6	0	0	0	7
20	Makenna Marisa	G 26:49	3-10	1-3	5-6	0 1 1	2 3 12	3	2	2	1	0	32
23	Taniyah Thompson	21:02	4-8	1-2	0-0	1 1 1	3 1 9	2	3	5	0	0	16
24	Alexa Williamson	12:52	1-4	0-0	0-0	1 2 3	1 0 2	0	0	0	0	0	10
11	Anna Camden	21:04	2-4	2-3	0-0	2 2 2	0 0 6	2	1	1	1	0	17
33	Johnasia Cash	13:46	0-2	0-0	2-2	1 9 10	3 3 2	0	4	0	1	0	7
12	Kayla Thomas	07:05	1-2	0-0	0-0	1 0 1	1 0 2	1	0	0	0	0	-1
2	Aicha Dia	10:36	3-4	0-0	0-0	1 1 0	3 6 0	0	1	0	0	0	4
0	Ivane Tensale	04:16	0-1	0-0	0-0	0 0 0	0 0 0	0	0	0	0	0	-11
Team						1 2 3							
Totals			30-60	6-13	13-16	11 30 41	17 18 79	21	25	16	3	0	31

Technical Fouls: NONE

Shooting By Period
 1st FG% 7-12 58.3%
 3PT% 2-3 66.7%
 FT% 5-6 83.3%
 2nd FG% 9-16 56.3%
 3PT% 0-1 0.0%
 FT% 3-4 75%
 3rd FG% 6-15 40.0%
 3PT% 1-5 20.0%
 FT% 3-4 75%
 4th FG% 8-17 47.1%
 3PT% 3-4 75.0%
 FT% 2-2 100%
 GM FG% 30-60 50.0%
 3PT% 6-13 46.2%
 FT% 13-16 81.3%

Dead Ball Rebounds: 3, 0

		CU	PSU
Biggest lead	0 (1st 10:00)	35 (4th 2:29)	
Best Scoring Run	8 (3rd 3:15)	9 (3rd 9:16)	
Lead Changes	0		
Times Tied	0		
Time with Lead	00:00	39:27	

		Points from	CU	PSU
Turnovers		11	37	
Paint		14	46	
Second Chance		13	12	
Fast Breaks		12	28	
Bench		20	27	

		Period by Period Scoring				
		1st	2nd	3rd	4th	TOT
CU		11	7	17	13	48
PSU		21	21	16	21	79

GAME 14: RUTGERS

Rutgers at Penn St. Record: 6-9 (0-3)

NO.	Name	Min	FG	3P	FT	Rebounds	Fouls	TP	AS	TO	ST	Blocks	+/-
			M/A	M/A	M/A	OR DR TOT	PF FD					BS BA	
20	Erica Lafayette	F 24:55	3-11	0-0	4-4	3 2 5	4 3 10	2	3	1	0	1	4
54	Chyna Cornwell	F 29:43	5-6	0-0	3-4	1 6 7	3 4 13	0	3	0	0	1	-17
22	Kassandra Brown	C 29:09	5-10	1-1	2-4	0 8 8	3 3 13	4	3	2	2	1	-9
2	Kaylene Smikie	G 32:13	5-9	2-4	6-6	2 2 4	3 5 18	2	5	2	0	2	-16
11	Awa Sidibe	G 37:02	3-7	0-1	1-1	0 6 6	2 1 7	5	6	0	0	0	-18
24	Kali Carter	G 16:40	1-2	1-1	2-2	0 0 0	3 1 5	1	5	0	0	0	-18
31	Aby Sreeter	16:41	1-3	1-3	0-0	0 0 0	2 0 2	3	1	2	0	0	-10
4	Antonia Bates	15:37	1-3	1-2	0-0	1 2 3	3 0 3	0	3	1	4	0	-6
Team						4 4 8							
Totals			24-51	6-12	18-21	11 30 41	23 17 72	16	31	5	3	5	-18

Technical Fouls: NONE

Shooting By Period
 1st FG% 6-15 40.0%
 3PT% 0-2 0.0%
 FT% 1-2 50%
 2nd FG% 5-9 55.6%
 3PT% 3-4 75.0%
 FT% 3-4 75.0%
 3rd FG% 7-12 58.3%
 3PT% 4-5 80%
 FT% 4-5 80%
 4th FG% 6-15 40.0%
 3PT% 0-2 0.0%
 FT% 10-10 100%
 GM FG% 24-51 47.1%
 3PT% 6-12 50.0%
 FT% 18-21 85.7%

Dead Ball Rebounds: 2, 0

Penn St. - 90 Record: 10-4 (1-2)

NO.	Name	Min	FG	3P	FT	Rebounds	Fouls	TP	AS	TO	ST	Blocks	+/-
			M/A	M/A	M/A	OR DR TOT	PF FD					BS BA	
10	Chanaya Pinto	F 23:03	4-6	0-1	0-0	2 2 2	2 1 8	3	0	2	0	0	3
1	Ali Brigham	C 13:01	1-1	0-0	3-4	2 0 2	1 2 5	0	0	0	0	0	-1
4	Shay Ciezki	G 24:57	2-7	0-2	3-4	2 3 5	3 3 7	5	2	3	0	0	7
5	Lellani Kapinus	G 28:55	5-14	1-5	3-4	2 2 4	2 3 14	5	2	6	1	3	7
20	Makenna Marisa	G 33:38	11-22	4-9	6-7	1 4 5	1 6 32	3	2	1	1	0	21
23	Taniyah Thompson	24:34	4-9	1-2	2-3	1 0 1	0 3 11	0	1	1	0	0	17
24	Alexa Williamson	11:47	0-4	0-0	0-0	2 0 2	2 1 0	0	0	0	0	1	12
11	Anna Camden	16:57	3-4	2-3	0-0	0 0 0	0 0 0	0	0	2	1	0	18
33	Johnasia Cash	10:52	0-3	0-0	0-0	0 2 2	1 1 0	0	2	0	2	1	0
2	Aicha Dia	05:11	0-0	0-0	1-2	0 0 0	1 1 1	1	0	0	0	0	1
0	Ivane Tensale	03:55	0-0	0-0	2-2	0 0 0	1 1 0	2	0	0	0	0	-2
12	Kayla Thomas	03:10	0-0	0-0	2-2	0 1 1	2 1 2	2	0	0	0	0	0
Team						2 2 4							
Totals			30-70	8-22	22-28	12 17 29	17 23 90	19	10	17	5	3	18

Technical Fouls: NONE

Shooting By Period
 1st FG% 13-26 50.0%
 3PT% 6-10 60.0%
 FT% 1-1 100%
 2nd FG% 6-16 37.5%
 3PT% 2-5 40.0%
 FT% 6-8 75%
 3rd FG% 7-17 41.2%
 3PT% 0-5 0.0%
 FT% 5-7 71.4%
 4th FG% 4-11 36.4%
 3PT% 0-2 0.0%
 FT% 10-12 83.3%
 GM FG% 30-70 42.9%
 3PT% 8-22 36.4%
 FT% 22-28 78.6%

Dead Ball Rebounds: 4, 0

		RU	PSU
Biggest lead	0 (1st 10:00)	26 (3rd 9:50)	
Best Scoring Run	7 (2nd 7:19)	11 (1st 6:40)	
Lead Changes	0		
Times Tied	1		
Time with Lead	00:00	39:14	

		Points from	RU	PSU
Turnovers		26	40	
Paint		9	14	
Second Chance		10	23	
Bench		11	24	

		Period by Period Scoring				
		1st	2nd	3rd	4th	TOT
RU		13	16	21	22	72
PSU		33	20	19	18	90

GAME 15: AT NO. 14/19 MICHIGAN

Penn St. at Michigan Official Basketball Box Score - 1st Period

Game Time: 1:00 PM
 Game Duration: 1:45
 Attendance: 3,237

01/03/23 Crerar Center, Ann Arbor
 2022-23 Women's Basketball

Officials: Roy Gulbeyan, Angelica Suffren, Tom Hales

Penn St. - 21

NO.	Name	Min	FG	3P	FT	Rebounds	Fouls	TP	AS	TO	ST	Blocks	+/-
			M/A	M/A	M/A	OR DR TOT	PF FD					BS BA	
10	Chanaya Pinto	F 02:17	1-1	0-0	0-0	0 1 1	2 1 2	2	0	0	0	0	8
11	Ali Brigham	C 04:23	1-1	0-0	0-0	0 0 0	1 0 2	2	0	0	0	0	6
4	Shay Ciezki	G 09:11	3-4	2-2	0-1	0 0 0	0 3 3	8	1	0	0	0	3
5	Lellani Kapinus	G 04:04	1-2	0-0	0-0	0 0 0	2 0 2	2	1	1	0	0	-1
20	Makenna Marisa	G 10:00	1-4	0-3	0-0	1 2 3	0 0 0	2	2	0	1	1	0
23	Taniyah Thompson	07:43	1-3	1-1	0-0	1 1 0	1 0 1	3	0	0	0	0	-5
11	Anna Camden	06:45	0-1	0-1	0-0	0 0 0	0 0 0	0	1	0	1	0	4
24	Alexa Williamson	05:37	1-1	0-0	0-0	0 0 0	0 0 0	2	0	1	0	0	-3
Team						0 2 2							
Totals			9-17	3-7	0-1	1 6 7	5 4 21	7	2	3	1	0	3

Technical Fouls: NONE

Shooting By Period
 1st FG%



**2022-23 Penn St. Women's Basketball
Combined Team Statistics
All games**

Game Records

Record	Overall	Home	Away	Neutral
ALL GAMES	11-5	9-2	0-3	2-0
CONFERENCE	2-3	2-1	0-2	0-0
NON-CONFERENCE	9-2	7-1	0-1	2-0

Score by Periods

Team	1st	2nd	3rd	4th	OT	TOT
Penn St.	279	278	316	312	26	1211
Opponents	232	241	266	271	32	1042

Team Box Score

No.	Player				Total		3-Point		F-Throw		Rebounds								PTS	AVG		
		GP-GS	MIN	AVG	FG-FGA	FG%	3FG-3FGA	3FG%	FT-FTA	FT%	OFF	DEF	TOT	AVG	PF	DQ	A	TO			BLK	STL
20	MARISA, Makenna	16-16	559:36	35.0	110-250	.440	37-82	.451	42-55	.764	19	58	77	4.8	31	0	69	48	6	31	299	18.7
5	KAPINUS, Leilani	16-16	437:19	27.3	70-139	.504	7-29	.241	42-58	.724	26	71	97	6.1	44	3	46	51	13	52	189	11.8
4	CIEZKI, Shay	16-15	463:56	29.0	62-147	.422	32-78	.410	16-22	.727	9	23	32	2.0	37	0	44	33	1	20	172	10.8
23	THOMPSON, Taniyah	16-1	297:25	18.6	45-103	.437	9-25	.360	15-20	.750	7	23	30	1.9	22	0	8	17	0	15	114	7.1
24	WILLIAMSON, Alexa	16-11	292:13	18.3	45-91	.495	0-0	.000	16-27	.593	22	26	48	3.0	35	0	10	22	1	11	106	6.6
10	PINTO, Chanaya	15-9	315:24	21.0	34-68	.500	4-17	.235	21-32	.656	28	38	66	4.4	28	1	26	23	1	19	93	6.2
1	BRIGHAM, Ali	16-3	173:54	10.9	26-42	.619	0-1	.000	12-16	.750	19	26	45	2.8	19	0	19	16	3	5	64	4.0
33	CASH, Johnasia	16-3	222:58	13.9	24-59	.407	0-0	.000	15-27	.556	26	54	80	5.0	31	0	14	25	11	15	63	3.9
22	CAMPBELL, Alli	10-1	171:14	17.1	16-40	.400	7-20	.350	0-0	.000	4	13	17	1.7	11	0	15	11	0	16	39	3.9
11	CAMDEN, Anna	16-5	257:43	16.1	16-55	.291	13-42	.310	2-4	.500	4	14	18	1.1	14	0	14	13	4	11	47	2.9
2	DIA, Aicha	8-0	37:26	4.7	5-8	.625	0-1	.000	1-2	.500	1	3	4	0.5	2	0	1	4	0	2	11	1.4
12	THOMAS, Kayla	6-0	23:09	3.9	1-3	.333	0-0	.000	5-6	.833	2	2	4	0.7	7	0	1	3	1	0	7	1.2
0	TENSAIE, Ivane	6-0	20:07	3.4	2-6	.333	1-2	.500	2-2	1.000	0	1	1	0.2	0	0	0	0	0	0	7	1.2
Team											31	43	74					10				
Total		16	3272		456-1011	.451	110-297	.370	189-271	.697	198	395	593	37.1	281	4	267	276	41	197	1211	75.7
Opponents		16	3275		369-900	.410	108-347	.311	196-259	.757	156	390	546	34.1	284	10	241	350	31	130	1042	65.1

Team Statistics

	PSU	OPP
Scoring	1211	1042
Points per game	75.7	65.1
Scoring margin	+10.6	-
Field goals-att	456-1011	369-900
Field goal pct	.451	.410
3 point fg-att	110-297	108-347
3-point FG pct	.370	.311
3-pt FG made per game	6.9	6.8
Free throws-att	189-271	196-259
Free throw pct	.697	.757
F-Throws made per game	11.8	12.3
Rebounds	593	546
Rebounds per game	37.1	34.1
Rebounding margin	+2.9	-
Assists	267	241
Assists per game	16.7	15.1
Turnovers	276	350
Turnovers per game	17.3	21.9
Turnover margin	+4.6	-
Assist/turnover ratio	1.0	0.7
Steals	197	130
Steals per game	12.3	8.1
Blocks	41	31
Blocks per game	2.6	1.9
Winning streak	1	-
Home win streak	4	-
Attendance	20478	7078
Home games-Avg/Game	11-1862	3-2359
Neutral site-Avg/Game	-	2-248

Team Results

Date	Opponent	Score	Att.
11/09/2022	Norfolk St.	W 67-61	1777
11/11/2022	Fairfield	W 77-49	1959
11/15/2022	Youngstown St.	W 77-63	1541
11/18/2022	Bryant	W 96-33	1565
11/21/2022	Syracuse	W 82-69	1650
11/25/2022	vs Toledo	W 60-59	350
11/26/2022	vs Fresno St.	W 68-49	145
11/30/2022	Virginia	L 68-89	1823
12/03/2022	at Minnesota	Lot2 96-98	2852
12/08/2022	Indiana	L 58-67	1621
12/11/2022	West Virginia	W 69-57	2218
12/18/2022	at Drexel	Lot 82-86	989
12/21/2022	Cornell	W 79-48	1589
12/30/2022	Rutgers	W 90-72	2368
01/03/2023	at Michigan	L 72-82	3237
01/07/2023	Purdue	W 70-60	2367



**2022-23 Penn St. Women's Basketball
Season Schedule/Results & Leaders
All games**

Game Records

Record	Overall	Home	Away	Neutral
ALL GAMES	11-5	9-2	0-3	2-0
CONFERENCE	2-3	2-1	0-2	0-0
NON-CONFERENCE	9-2	7-1	0-1	2-0

Team Results

Date	Opponent		Score	Att.	High Points	High Rebounds
11/09/2022	Norfolk St.	W	67-61	1777	(24) MARISA, Makenna	(11) MARISA, Makenna
11/11/2022	Fairfield	W	77-49	1959	(16) WILLIAMSON, Alexa	(8) KAPINUS, Leilani
11/15/2022	Youngstown St.	W	77-63	1541	(21) MARISA, Makenna (21) KAPINUS, Leilani	(9) KAPINUS, Leilani
11/18/2022	Bryant	W	96-33	1565	(20) WILLIAMSON, Alexa	(11) CASH, Johnasia
11/21/2022	Syracuse	W	82-69	1650	(22) MARISA, Makenna	(12) CASH, Johnasia
11/25/2022	vs Toledo	W	60-59	350	(16) CIEZKI, Shay	(10) CASH, Johnasia
11/26/2022	vs Fresno St.	W	68-49	145	(15) WILLIAMSON, Alexa	(5) CASH, Johnasia
11/30/2022	Virginia	L	68-89	1823	(16) MARISA, Makenna	(7) CASH, Johnasia
12/03/2022	at Minnesota	Lot2	96-98	2852	(34) MARISA, Makenna	(8) PINTO, Chanaya
12/08/2022	Indiana	L	58-67	1621	(15) KAPINUS, Leilani	(8) KAPINUS, Leilani
12/11/2022	West Virginia	W	69-57	2218	(15) KAPINUS, Leilani	(8) PINTO, Chanaya
12/18/2022	at Drexel	Lot	82-86	989	(28) MARISA, Makenna	(7) WILLIAMSON, Alexa (7) PINTO, Chanaya
12/21/2022	Cornell	W	79-48	1589	(13) KAPINUS, Leilani	(10) CASH, Johnasia
12/30/2022	Rutgers	W	90-72	2368	(32) MARISA, Makenna	(5) MARISA, Makenna (5) CIEZKI, Shay
01/03/2023	at Michigan	L	72-82	3237	(21) CIEZKI, Shay	(6) MARISA, Makenna (6) BRIGHAM, Ali
01/07/2023	Purdue	W	70-60	2367	(24) MARISA, Makenna	(12) KAPINUS, Leilani

Attendance Summary

	Games	Attend	Avg/Game
Home	11	20478	1862
Away	3	7078	2359
Neutral	2	495	248
Total	16	28051	1753



**2022-23 Penn St. Women's Basketball
Team Overall Conference
All games**

Summary

Player	Overall Statistics										Conference Statistics									
	GP-GS	MIN/G	FG%	3FG%	FT%	R/G	A/G	STL	BLK	PTS/G	GP-GS	MIN/G	FG%	3FG%	FT%	R/G	A/G	STL	BLK	PTS/G
MARISA, Makenna	16-16	35.0	.440	.451	.764	4.8	4.3	31	6	18.7	5-5	40.3	.429	.472	.789	6.0	4.4	10	4	23.2
KAPINUS, Leilani	16-16	27.3	.504	.241	.724	6.1	2.9	52	13	11.8	5-5	31.3	.509	.286	.571	6.0	3.6	19	4	14.8
CIEZKI, Shay	16-15	29.0	.422	.410	.727	2.0	2.8	20	1	10.8	5-5	33.9	.396	.400	.500	2.2	2.2	8	1	11.0
THOMPSON, Taniyah	16-1	18.6	.437	.360	.750	1.9	0.5	15	0	7.1	5-0	18.5	.448	.444	.857	1.8	0.2	3	0	7.2
WILLIAMSON, Alexa	16-11	18.3	.495	.000	.593	3.0	0.6	11	1	6.6	5-2	18.8	.429	.000	.600	3.0	0.6	2	1	4.2
PINTO, Chanaya	15-9	21.0	.500	.235	.656	4.4	1.7	19	1	6.2	5-4	25.4	.500	.000	.667	3.2	2.0	6	0	6.4
BRIGHAM, Ali	16-3	10.9	.619	.000	.750	2.8	1.2	5	3	4.0	5-2	10.5	.625	.000	.750	2.2	1.4	1	0	2.6
CASH, Johnasia	16-3	13.9	.407	.000	.556	5.0	0.9	15	11	3.9	5-1	7.5	.231	.000	.500	2.4	0.8	3	3	1.4
CAMPBELL, Alli	10-1	17.1	.400	.350	.000	1.7	1.5	16	0	3.9	2-1	17.6	.333	.333	.000	1.5	1.5	3	0	4.0
CAMDEN, Anna	16-5	16.1	.291	.310	.500	1.1	0.9	11	4	2.9	5-0	14.3	.350	.385	.000	0.6	0.6	4	1	3.8
DIA, Aicha	8-0	4.7	.625	.000	.500	0.5	0.1	2	0	1.4	2-0	3.0	.000	.000	.500	0.0	0.0	0	0	0.5
THOMAS, Kayla	6-0	3.9	.333	.000	.833	0.7	0.2	0	1	1.2	1-0	3.2	.000	.000	1.000	1.0	0.0	0	0	2.0
TENSAIE, Ivane	6-0	3.4	.333	.500	1.000	0.2	0.0	0	0	1.2	1-0	3.9	.000	.000	1.000	1.0	0.0	0	0	2.0
Totals	16		.451	.370	.697	37.1	16.7	197	41	75.7	5		.435	.385	.684	33.2	16.4	59	14	77.2
Opponent	16		.410	.311	.757	34.1	15.1	130	31	65.1	5		.463	.385	.854	39.2	17.0	34	14	75.8

Scoring

Player	Overall Statistics								Conference Statistics							
	FG-FGA	FG%	3FG-3FGA	3FG%	FT-FTA	FT%	PTS	PTS/G	FG-FGA	FG%	3FG-3FGA	3FG%	FT-FTA	FT%	PTS	PTS/G
MARISA, Makenna	110-250	.440	37-82	.451	42-55	.764	299	18.7	42-98	.429	17-36	.472	15-19	.789	116	23.2
KAPINUS, Leilani	70-139	.504	7-29	.241	42-58	.724	189	11.8	29-57	.509	4-14	.286	12-21	.571	74	14.8
CIEZKI, Shay	62-147	.422	32-78	.410	16-22	.727	172	10.8	21-53	.396	10-25	.400	3-6	.500	55	11.0
THOMPSON, Taniyah	45-103	.437	9-25	.360	15-20	.750	114	7.1	13-29	.448	4-9	.444	6-7	.857	36	7.2
WILLIAMSON, Alexa	45-91	.495	0-0	.000	16-27	.593	106	6.6	9-21	.429	0-0	.000	3-5	.600	21	4.2
PINTO, Chanaya	34-68	.500	4-17	.235	21-32	.656	93	6.2	14-28	.500	0-6	.000	4-6	.667	32	6.4
BRIGHAM, Ali	26-42	.619	0-1	.000	12-16	.750	64	4.0	5-8	.625	0-0	.000	3-4	.750	13	2.6
CASH, Johnasia	24-59	.407	0-0	.000	15-27	.556	63	3.9	3-13	.231	0-0	.000	1-2	.500	7	1.4
CAMPBELL, Alli	16-40	.400	7-20	.350	0-0	.000	39	3.9	3-9	.333	2-6	.333	0-0	.000	8	4.0
CAMDEN, Anna	16-55	.291	13-42	.310	2-4	.500	47	2.9	7-20	.350	5-13	.385	0-0	.000	19	3.8
DIA, Aicha	5-8	.625	0-1	.000	1-2	.500	11	1.4	0-0	.000	0-0	.000	1-2	.500	1	0.5
THOMAS, Kayla	1-3	.333	0-0	.000	5-6	.833	7	1.2	0-0	.000	0-0	.000	2-2	1.000	2	2.0
TENSAIE, Ivane	2-6	.333	1-2	.500	2-2	1.000	7	1.2	0-0	.000	0-0	.000	2-2	1.000	2	2.0
Totals	456-1011	.451	110-297	.370	189-271	.697	1211	75.7	146-336	.435	42-109	.385	52-76	.684	386	77.2
Opponent	369-900	.410	108-347	.311	196-259	.757	1042	65.1	131-283	.463	35-91	.385	82-96	.854	379	75.8

GAME 17 | PENN STATE AT NEBRASKA | JANUARY 11, 2023 | PINNACLE BANK ARENA

NCAA Statistics

Penn St. - 2022-23 Women's Basketball Ranking Summary thru games 01/09/2023

Statistic	National Conference		Value	National Leader	Value	Conference Leader	
	Rank	Rank				Value	Value
Assist/Turnover Ratio (350 ranked)	96	10	0.97	Colorado St.	1.86	Indiana	1.47
Assists Per Game (350 ranked)	31	8	16.7	Drake	21.2	Iowa	19.2
Blocks Per Game (350 ranked)	237	13	2.6	South Carolina	9.6	Northwestern	5.1
Field Goal Percentage (350 ranked)	44	7	45.1	UConn	51.7	Indiana	49.6
Field Goal Percentage Defense (350 ranked)	234	10	41.0	South Carolina	27.5	Indiana	36.7
Fouls Per Game (350 ranked)	205	12	17.6	Delaware St.	11.7	Michigan	15.3
Free Throw Attempts Per Game (350 ranked)	173	12	16.94	LSU	26.44	Michigan St.	22.31
Free Throw Percentage (350 ranked)	187	10	69.7	Lehigh	80.8	Maryland	78.9
Free Throws Made Per Game (350 ranked)	172	13	11.81	LSU	18.56	Iowa	15.88
Rebound Margin (350 ranked)	120	9	2.9	LSU	24.2	Illinois	10.5
Rebounds (Defensive) Per Game (350 ranked)	214	13	24.7	Drake	34.2	Iowa	30.4
Rebounds (Offensive) Per Game (350 ranked)	131	5	12.4	Troy	22.7	Michigan St.	15.4
Rebounds Per Game (349 ranked)	182	11	37.06	LSU	52.12	Minnesota	43.56
Scoring Defense (350 ranked)	208	7	65.1	South Carolina	44.0	Indiana	57.7
Scoring Margin (349 ranked)	76	7	10.6	LSU	39.8	Ohio St.	23.8
Scoring Offense (350 ranked)	46	9	75.7	LSU	89.7	Ohio St.	87.0
Steals Per Game (350 ranked)	10	2	12.3	Niagara	15.3	Ohio St.	13.8
Three Point Attempts Per Game (350 ranked)	194	11	18.6	Tulsa	31.3	Nebraska	25.1
Three Point Percentage (350 ranked)	17	4	37.0	Colorado St.	41.5	Illinois	41.3
Three Point Percentage Defense (350 ranked)	204	6	31.1	South Carolina	21.3	Ohio St.	27.1
Three Pointers Per Game (350 ranked)	98	10	6.9	FGCU	10.8	Iowa	8.8
Turnover Margin (350 ranked)	38	5	4.62	Ohio St.	10.35	Ohio St.	10.35
Turnovers Forced Per Game (350 ranked)	14	3	21.88	Niagara	29.50	Ohio St.	23.94
Turnovers Per Game (350 ranked)	233	12	17.2	Colorado St.	8.9	Indiana	12.6
Winning Percentage (347 ranked)	90	8	68.8	Ohio St.	100.0	Ohio St.	100.0
				LSU	100.0		
				South Carolina	100.0		

GAME 17 | PENN STATE AT NEBRASKA | JANUARY 11, 2023 | PINNACLE BANK ARENA

Statistic	Player	National Rank	Conference Rank	Value	National Leader	Value	Conference Leader	Value
Assist/Turnover Ratio (250 ranked)	Makenna Marisa	189	13	1.44	McKenna Hofschild, Colorado St.	4.68	Chloe Moore-McNeil, Indiana	3.57
Assists (150 ranked)	Makenna Marisa	59	7	69	Taina Mair, Boston College Nika Muhl, UConn	130	Jeanae Terry, Purdue	108
Assists Per Game (249 ranked)	Makenna Marisa	84	7	4.3	Nika Muhl, UConn	9.3	Jeanae Terry, Purdue	7.2
Blocks (139 ranked)					Brooke Flowers, Saint Louis	68	Kendall Bostic, Illinois	30
Blocks Per Game (240 ranked)					Brooke Flowers, Saint Louis	3.78	Diamond Miller, Maryland	1.87
Double Doubles (34 ranked)					Angel Reese, LSU	16	Kendall Bostic, Illinois Alexis Markowski, Nebraska Mackenzie Holmes, Indiana	6 6 6
Field Goal Attempts (149 ranked)	Makenna Marisa	20	3	250	Aneesah Morrow, DePaul	392	Caitlin Clark, Iowa	305
Field Goal Percentage (250 ranked)	Makenna Marisa	163	18	44.0	Mya Berkman, Liberty	70.5	Mackenzie Holmes, Indiana	68.4
Field Goals (148 ranked)	Makenna Marisa	33	5	110	Maddy Siegrist, Villanova	178	Caitlin Clark, Iowa	141
Free Throw Attempts (142 ranked)					Angel Reese, LSU	147	Caitlin Clark, Iowa	126
Free Throw Percentage (250 ranked)	Makenna Marisa	214	13	76.4	Brynna Maxwell, Gonzaga	98.1	Genesis Bryant, Illinois	93.0
Free Throws (149 ranked)					Ta'Niya Latson, Florida St.	124	Caitlin Clark, Iowa	104
Minutes Per Game (150 ranked)	Makenna Marisa	51	2	34.98	Gabi Vidmar, Cal St. Fullerton	38.89	Awa Sidibe, Rutgers	35.94
Points (196 ranked)	Makenna Marisa	27	4	299	Maddy Siegrist, Villanova	485	Caitlin Clark, Iowa	435
Points Per Game (250 ranked)	Makenna Marisa	35	5	18.7	Maddy Siegrist, Villanova	28.5	Caitlin Clark, Iowa	27.2
Rebounds (148 ranked)					Angel Reese, LSU	250	Kendall Bostic, Illinois	177
Rebounds (Defensive) Per Game (29 ranked)					Lauren Gustin, BYU	11.2	Caitlin Clark, Iowa	7.1
Rebounds (Offensive) Per Game (30 ranked)					Angel Reese, LSU	6.2		
Rebounds Per Game (247 ranked)					Angel Reese, LSU	15.6	Kendall Bostic, Illinois	10.4
Steals (140 ranked)	Leilani Kapinus Makenna Marisa	7 114	1 8	52 31	Ny'Ceara Pryor, Sacred Heart Alasia Smith, Gardner-Webb	59 59	Leilani Kapinus, Penn St.	52
Steals Per Game (250 ranked)	Leilani Kapinus Makenna Marisa	10 171	1 9	3.25 1.94	Ny'Ceara Pryor, Sacred Heart	4.21	Leilani Kapinus, Penn St.	3.25
Three Point Attempts (148 ranked)					Sammie Puisis, South Fla.	149	Taylor Mikesell, Ohio St.	138
Three Point Percentage (186 ranked)	Makenna Marisa Shay Ciezki	22 58	3 7	45.1 41.0	Brynna Maxwell, Gonzaga	52.1	Genesis Bryant, Illinois	49.4
Three Pointers (143 ranked)	Makenna Marisa Shay Ciezki	65 125	5 11	37 32	Hannah Jump, Stanford	57	Taylor Mikesell, Ohio St.	55
Three Pointers Per Game (242 ranked)	Makenna Marisa Shay Ciezki	88 164	5 11	2.31 2.00	Abbey Hsu, Columbia	3.38	Taylor Mikesell, Ohio St.	3.24
Triple Doubles (2 ranked)					Megan McConnell, Duquesne	2	Genesis Bryant, Illinois Caitlin Clark, Iowa	1 1



**2022-23 Penn St. Women's Basketball
Team High/Low Analysis
All games**

Penn St. - Game Highs

POINTS	96	at Minnesota (12/03/2022)
	96	Bryant (11/18/2022)
	90	Rutgers (12/30/2022)
	82	at Drexel (12/18/2022)
	82	Syracuse (11/21/2022)
FIELD GOALS MADE	39	at Minnesota (12/03/2022)
	38	Bryant (11/18/2022)
FIELD GOAL ATTEMPTS	77	Bryant (11/18/2022)
	75	at Minnesota (12/03/2022)
FIELD GOAL PERCENTAGE	.525 (31-59)	Fairfield (11/11/2022)
	.520 (39-75)	at Minnesota (12/03/2022)
3 PT FG MADE	12	at Drexel (12/18/2022)
	11	at Minnesota (12/03/2022)
3 PT FG ATTEMPTS	25	Norfolk St. (11/09/2022)
	24	at Minnesota (12/03/2022)
3 PT FG PERCENTAGE	.522 (12-23)	at Drexel (12/18/2022)
	.500 (9-18)	Purdue (01/07/2023)
	.500 (5-10)	Youngstown St. (11/15/2022)
FREE THROWS MADE	22	Rutgers (12/30/2022)
	20	Norfolk St. (11/09/2022)
FREE THROW ATTEMPTS	29	at Drexel (12/18/2022)
	29	Norfolk St. (11/09/2022)
FREE THROW PERCENTAGE	.833 (15-18)	Bryant (11/18/2022)
	.813 (13-16)	Cornell (12/21/2022)
REBOUNDS	55	Bryant (11/18/2022)
	49	Syracuse (11/21/2022)
ASSISTS	21	Cornell (12/21/2022)
	21	vs Fresno St. (N) (11/26/2022)
STEALS	22	vs Fresno St. (N) (11/26/2022)
	21	Bryant (11/18/2022)
BLOCKED SHOTS	7	West Virginia (12/11/2022)
	5	Rutgers (12/30/2022)
	5	at Minnesota (12/03/2022)
TURNOVERS	25	Cornell (12/21/2022)
	23	at Drexel (12/18/2022)
	23	Norfolk St. (11/09/2022)
FOULS	25	at Minnesota (12/03/2022)
	24	at Drexel (12/18/2022)



**2022-23 Penn St. Women's Basketball
Player Highs Analysis
All games**

Penn St. - Individual Game Highs

POINTS	34		Makenna Marisa at Minnesota (12/03/2022)
	32		Makenna Marisa vs Rutgers (12/30/2022)
	28		Makenna Marisa at Drexel (12/18/2022)
	24		Makenna Marisa vs Purdue (01/07/2023)
	24		Makenna Marisa vs Norfolk St. (11/09/2022)
FIELD GOALS MADE	13		Makenna Marisa at Minnesota (12/03/2022)
	11		Makenna Marisa vs Rutgers (12/30/2022)
FIELD GOAL ATTEMPTS	23		Makenna Marisa vs Purdue (01/07/2023)
	22		Makenna Marisa vs Rutgers (12/30/2022)
	22		Makenna Marisa vs Youngstown St. (11/15/2022)
FIELD GOAL PERCENTAGE (min 5 made)	.800	(8-10)	Leilani Kapinus at Minnesota (12/03/2022)
	.750	(6-8)	Makenna Marisa vs Bryant (11/18/2022)
3 PT FG MADE	7		Makenna Marisa at Drexel (12/18/2022)
	7		Makenna Marisa at Minnesota (12/03/2022)
3 PT FG ATTEMPTS	10		Makenna Marisa at Drexel (12/18/2022)
	10		Makenna Marisa at Minnesota (12/03/2022)
3 PT FG PERCENTAGE (min 2 made)	.700	(7-10)	Makenna Marisa at Drexel (12/18/2022)
	.700	(7-10)	Makenna Marisa at Minnesota (12/03/2022)
FREE THROWS MADE	6		Makenna Marisa vs Rutgers (12/30/2022)
	6		Makenna Marisa vs Norfolk St. (11/09/2022)
	6		Leilani Kapinus vs Norfolk St. (11/09/2022)
FREE THROW ATTEMPTS	9		Alexa Williamson at Drexel (12/18/2022)
	8		Leilani Kapinus vs Youngstown St. (11/15/2022)
	8		Makenna Marisa vs Norfolk St. (11/09/2022)
FREE THROW PERCENTAGE (min 3 made)	1.000	(6-6)	Leilani Kapinus vs Norfolk St. (11/09/2022)
	1.000	(5-5)	Leilani Kapinus vs West Virginia (12/11/2022)
	1.000	(5-5)	Makenna Marisa vs Syracuse (11/21/2022)
	1.000	(4-4)	Leilani Kapinus vs Indiana (12/08/2022)
	1.000	(4-4)	Shay Ciezki vs Youngstown St. (11/15/2022)
	1.000	(3-3)	Shay Ciezki at Drexel (12/18/2022)
REBOUNDS	12		Leilani Kapinus vs Purdue (01/07/2023)
	12		Johnasia Cash vs Syracuse (11/21/2022)
ASSISTS	10		Makenna Marisa vs Fairfield (11/11/2022)
	7		Chanaya Pinto vs Cornell (12/21/2022)
	7		Makenna Marisa vs Syracuse (11/21/2022)
STEALS	9		Leilani Kapinus vs Fairfield (11/11/2022)
	7		Leilani Kapinus vs Purdue (01/07/2023)
BLOCKED SHOTS	4		Leilani Kapinus vs West Virginia (12/11/2022)
	2		Johnasia Cash vs West Virginia (12/11/2022)
	2		Makenna Marisa at Minnesota (12/03/2022)
	2		Leilani Kapinus at Minnesota (12/03/2022)
TURNOVERS	6		Leilani Kapinus vs Cornell (12/21/2022)
	6		Makenna Marisa at Drexel (12/18/2022)
	6		Makenna Marisa vs Youngstown St. (11/15/2022)
	6		Leilani Kapinus vs Norfolk St. (11/09/2022)
FOULS	5		Leilani Kapinus at Michigan (01/03/2023)
	5		Chanaya Pinto at Drexel (12/18/2022)
	5		Leilani Kapinus at Drexel (12/18/2022)
	5		Leilani Kapinus vs West Virginia (12/11/2022)



**2022-23 Penn St. Women's Basketball
Category Leaders
All games**

Points

##	Player	G	Pts	Pts/G
20	Marisa, Makenna	16	299	18.7
5	Kapinus, Leilani	16	189	11.8
4	Ciezki, Shay	16	172	10.8
23	Thompson, Taniyah	16	114	7.1
24	Williamson, Alexa	16	106	6.6
10	Pinto, Chanaya	15	93	6.2
1	Brigham, Ali	16	64	4.0
33	Cash, Johnasia	16	63	3.9
11	Camden, Anna	16	47	2.9
22	Campbell, Alli	10	39	3.9
2	Dia, Aicha	8	11	1.4
12	Thomas, Kayla	6	7	1.2
0	Tensaie, Ivane	6	7	1.2

Scoring Average

##	Player	G	Pts	Pts/G
20	Marisa, Makenna	16	299	18.7
5	Kapinus, Leilani	16	189	11.8
4	Ciezki, Shay	16	172	10.8
23	Thompson, Taniyah	16	114	7.1
24	Williamson, Alexa	16	106	6.6
10	Pinto, Chanaya	15	93	6.2
1	Brigham, Ali	16	64	4.0
33	Cash, Johnasia	16	63	3.9
22	Campbell, Alli	10	39	3.9
11	Camden, Anna	16	47	2.9
2	Dia, Aicha	8	11	1.4
12	Thomas, Kayla	6	7	1.2
0	Tensaie, Ivane	6	7	1.2

Field Goal Percentage

##	Player	FG	Att	Pct
2	Dia, Aicha	5	8	.625
1	Brigham, Ali	26	42	.619
5	Kapinus, Leilani	70	139	.504
10	Pinto, Chanaya	34	68	.500
24	Williamson, Alexa	45	91	.495
20	Marisa, Makenna	110	250	.440
23	Thompson, Taniyah	45	103	.437
4	Ciezki, Shay	62	147	.422
33	Cash, Johnasia	24	59	.407
22	Campbell, Alli	16	40	.400
12	Thomas, Kayla	1	3	.333
0	Tensaie, Ivane	2	6	.333
11	Camden, Anna	16	55	.291

Field Goal Attempts

##	Player	G	Att	Att/G
20	Marisa, Makenna	16	250	15.6
4	Ciezki, Shay	16	147	9.2
5	Kapinus, Leilani	16	139	8.7
23	Thompson, Taniyah	16	103	6.4
24	Williamson, Alexa	16	91	5.7

Field Goals Made

##	Player	G	Made	Made/G
20	Marisa, Makenna	16	110	6.9
5	Kapinus, Leilani	16	70	4.4
4	Ciezki, Shay	16	62	3.9
23	Thompson, Taniyah	16	45	2.8
24	Williamson, Alexa	16	45	2.8

3-Point FG Percentage

##	Player	3FG	Att	Pct
0	Tensaie, Ivane	1	2	.500
20	Marisa, Makenna	37	82	.451
4	Ciezki, Shay	32	78	.410
23	Thompson, Taniyah	9	25	.360
22	Campbell, Alli	7	20	.350
11	Camden, Anna	13	42	.310
5	Kapinus, Leilani	7	29	.241
10	Pinto, Chanaya	4	17	.235

3-Point FG Attempts

##	Player	G	Att	Att/G
20	Marisa, Makenna	16	82	5.1
4	Ciezki, Shay	16	78	4.9
11	Camden, Anna	16	42	2.6
5	Kapinus, Leilani	16	29	1.8
23	Thompson, Taniyah	16	25	1.6

3-Point FG Made

##	Player	G	Made	Made/G
20	Marisa, Makenna	16	37	2.3
4	Ciezki, Shay	16	32	2.0
11	Camden, Anna	16	13	0.8
23	Thompson, Taniyah	16	9	0.6
5	Kapinus, Leilani	16	7	0.4

Free Throw Percentage

##	Player	Made	Att	Pct
0	Tensaie, Ivane	2	2	1.000
12	Thomas, Kayla	5	6	.833
20	Marisa, Makenna	42	55	.764
23	Thompson, Taniyah	15	20	.750
1	Brigham, Ali	12	16	.750
4	Ciezki, Shay	16	22	.727
5	Kapinus, Leilani	42	58	.724
10	Pinto, Chanaya	21	32	.656
24	Williamson, Alexa	16	27	.593
33	Cash, Johnasia	15	27	.556
11	Camden, Anna	2	4	.500
2	Dia, Aicha	1	2	.500

Free Throw Attempts

##	Player	G	Att	Att/G
5	Kapinus, Leilani	16	58	3.6
20	Marisa, Makenna	16	55	3.4
10	Pinto, Chanaya	15	32	2.1
24	Williamson, Alexa	16	27	1.7
33	Cash, Johnasia	16	27	1.7

Free Throws Made

##	Player	G	Made	Made/G
20	Marisa, Makenna	16	42	2.6
5	Kapinus, Leilani	16	42	2.6
10	Pinto, Chanaya	15	21	1.4
4	Ciezki, Shay	16	16	1.0
24	Williamson, Alexa	16	16	1.0

Rebounds

##	Player	G	Reb	Reb/G
5	Kapinus, Leilani	16	97	6.1
33	Cash, Johnasia	16	80	5.0
20	Marisa, Makenna	16	77	4.8
10	Pinto, Chanaya	15	66	4.4
24	Williamson, Alexa	16	48	3.0

Assists

##	Player	G	Ast	Ast/G
20	Marisa, Makenna	16	69	4.3
5	Kapinus, Leilani	16	46	2.9
4	Ciezki, Shay	16	44	2.8
10	Pinto, Chanaya	15	26	1.7
1	Brigham, Ali	16	19	1.2

Rebounds Average

##	Player	G	Reb	Reb/G
5	Kapinus, Leilani	16	97	6.1
33	Cash, Johnasia	16	80	5.0
20	Marisa, Makenna	16	77	4.8
10	Pinto, Chanaya	15	66	4.4
24	Williamson, Alexa	16	48	3.0

Steals

##	Player	G	Stl	Stl/G
5	Kapinus, Leilani	16	52	3.3
20	Marisa, Makenna	16	31	1.9
4	Ciezki, Shay	16	20	1.3
10	Pinto, Chanaya	15	19	1.3
22	Campbell, Alli	10	16	1.6