


Game 5 // Northwestern at Penn State // Saturday, Oct. 1, 2022

KICKOFF



NORTHWESTERN WILDCATS	
2022 Record	1-3, 1-0 Big Ten
2022 Rankings	N/A
Head Coach	Pat Fitzgerald
Record at NU (Yrs.)	110-93 (17th)
Big Ten Record	65-68 (.485)
vs. Penn State	2-6
Offensive Coordinator	Mike Bajakian
Defensive Coordinator	Jim O'Neil

PENN STATE NITTANY LIONS	
2022 Record	4-0, 1-0 Big Ten
2022 Rankings	#11 (AP); #12 (Coaches)
Head Coach	James Franklin
Record at Penn State (Yrs.)	71-34 (9th)
Big Ten Record	43-28 (.606)
vs. Northwestern	1-2
Offensive Coordinator	Mike Yurcich
Defensive Coordinator	Anthony Poindexter



- UNIVERSITY PARK, PA.
- 2:30 p.m. CT
- BEAVER STADIUM
- ESPN
- WGN 720
- NUSports.com

QUICK HITTERS

ON THE AIR

- Northwestern is looking to win back-to-back games at Beaver Stadium for the first time ever.
- RB Evan Hull leads the nation with 681 yards from scrimmage.
- Northwestern is playing in its first true road game of the season.
- Northwestern's o-line is allowing just 1.25 sacks per game this season (4th-fewest in Big Ten)
- Northwestern was one of five Power 5 teams to record a conference win as its first win of the year.
- Evan Hull is one of 3 returning Big Ten running backs that rushed for 1000 yards last season.



ESPN
 PBP: BOB WISCHUSEN
 ANALYST: DAN ORLOVSKY
 SIDELINE: KRIS BUDDEN

WGN 720
 PBP: DAVE EANET
 ANALYST: TED ALBRECHT
 SIDELINE: LAUREN WITHROW



2022 SCHEDULE

Nebraska	Duke	SIU	Miami (OH)	@Penn State	Wisconsin	@Maryland	@Iowa	Ohio State	@Minnesota	@Purdue	Illinois
Aug. 27	Sept. 10	Sept. 17	Sept. 24	Oct. 1	Oct. 8	Oct. 22	Oct. 29	Nov. 5	Nov. 12	Nov. 19	Nov. 26
W, 31-28	L, 31-23	L, 31-24	L, 17-14	2:30 pm	2:30 pm	2:30 pm	2:30 or 3 pm	TBD	TBD	TBD	TBD
*Dublin, Ireland											

THE OPENING DRIVE

LAST TIME OUT

Northwestern welcomed Miami Ohio to Ryan Field for its third-straight nonconference matchup in Evanston. The Redhawks emerged with a 17-14 victory after scoring a TD with 7:23 left in the fourth quarter, followed by a go-ahead field goal with 21 seconds remaining in the game.

- Northwestern outgained Miami 364-278 in total offense, including a 257-62 advantage in passing yards.
- The Redhawks' 62 passing yards marked the fewest air yards allowed in a game by NU since Nov. 18, 2017 (Minnesota; 43).
- Northwestern's defense forced six three-and-outs, its most in a game since Nov. 16, 2019 vs. UMass.
- For the second time this season, the Wildcats' offensive line did not surrender a sack (also happened Week 0 vs. Nebraska).

EVAN HULL NOTES: STAY WITH US HERE...

Evan Hull joins Saquon Barkley in 2017 as the only FBS players since 2000 to record 350+ rushing yards and 300+ rushing yards through their team's first four games.

- Hull leads the nation with 681 yards from scrimmage and 181.0 all-purpose yards/gm this year.
- Hull leads all FBS running backs and ranks 9th among all players with 29 receptions this season. He is also tied for the 7th most rush attempts in the country with 85.
- Hull's 7.2 receptions per game ranks ninth in D1, while Malik Washington ranks 17th at 6.8. Northwestern is the only team in the Big Ten with two players ranking in the Top 20 of receptions per game (*much more on Hull on pg. 2*)

SKORONSKI - STAR

OT Peter Skoronski was named to Pro Football Focus' (PFF) Week 3 Team of the Week for his performance against Southern Illinois, his second Team of the Week recognition of the season.

- Per PFF, Skoronski was the only OL in the country in Week 3 to record grades of 85+ for both pass and run blocking.
- Skoronski joins O'Cyrus Torrence of Florida as the only offensive players to be named to PFF's Team of the Week multiple times this season.
- He was also named the Week 0 Offensive Player of the Week by PFF following the Wildcats' win over Nebraska.
- Skoronski was one of 10 players voted to the Preseason All-Big Ten Team this Summer.

PENN STATE SERIES HISTORY:

Penn State leads the all-time series, 15-4, however Northwestern has won two of the last three matchups dating back to 2014:

- **October 7, 2017 at Northwestern (#4 Penn State 31, Northwestern 7)** Despite a strong first half effort from the Wildcats (Northwestern held Penn State to just 10 points and outgained the Nittany Lions, 166-146, in total yards while holding Saquon Barkley to -1 yards on 8 carries thru two quarters), Penn State earned a convincing 31-7 victory. The loss dropped NU to 2-3 on the year and marked their last loss of the season before winning its final 8 games of the 2017 season.
- **November 7, 2015 at Northwestern (Northwestern 23, Penn State 21)** Sophomore RB Justin Jackson ran for a then-career high 186 rushing yards, while Jack Mitchell kicked a game-winning 35-yard field goal with 9 seconds remaining to give Northwestern its second-straight win over Penn State.
- **September 27, 2014 at Penn State (Northwestern 29, Penn State 6)** In their last trip to Beaver Stadium, senior QB Trevor Siemian tallied three rushing touchdowns while rookie LB Anthony Walker recorded a pick-six in his first-career start to power the Wildcats to a convincing 29-6 win in State College -Pat Fitzgerald's first-career win over Penn State.

INSIDE THE NUMBERS

23

Bryce Gallagher leads the Big Ten with 23 solo tackles this season. He has now recorded double-digit tackles in consecutive games for just the second time in his career.

1783

Northwestern has tallied 1,783 yards of offense through its first four games, the most through four games by an NU team since 2013.

60

Ryan Hilinski set a new career high with 60 pass attempts vs. Duke. It marked the most attempts by a Wildcat QB since Clayton Thorson vs. Nebraska in 2018.

1

Left tackle Peter Skoronski enters the season projected as a consensus first-round pick for the 2023 NFL Draft, ranked as the No. 1 tackle in the draft by PFF.

4

Including Skoronski, the 'Cats return four of their five starters from 2021 on the offensive line, a unit that helped Evan Hull rush for 1009 yards last season.

FYI

- Northwestern uses the term "first year" to refer to its new student-athletes, abbreviated by "Fy"
- The correct abbreviation for Northwestern is "NU," not "NW" or "NWU" or the like.
- The correct logo for Northwestern is the "Block N." Please contact Zach Wingrove at zachary.wingrove@northwestern.edu if you are in need.



GAME NOTES

CLASSIC 'CATS

Dating back to the beginning of the Pat Fitzgerald era in 2006, the Wildcats have 49 one-possession wins, tied with LSU for the most among Power 5 teams in that span.

MORE EVAN HULL? MORE EVAN HULL.

RB Evan Hull has tallied nine rushing touchdowns over the Wildcats' last 10 games, dating back to last season.

- Hull tallied 119 rushing yards on 22 carries, 55 receiving yards, and the eventual game-winning touchdown vs. Nebraska ... Hull became the sixth Wildcat in the past eight seasons to eclipse 100 rushing yards in the season opener. It also marked the seventh 100+ yard rushing game of Hull's career and his fourth in conference play.
- Hull was named to preseason watch lists for both the Maxwell Award and Doak Walker Awards. Last season, Hull earned All-Big Ten honorable mention accolades (both by Coaches and Media) after rushing for 1,009 yards (6th in the Big Ten), becoming NU's first 1,000 yard rusher since Justin Jackson did so during his senior season in 2017.
- Hull was one of just seven running backs in the Big Ten to cross the 1,000 yard mark, and one of just three returning for this season (also Wisconsin's Braelon Allen and Ohio State's Trevon Henderson). Also one of eight qualifying ball carriers in the Big Ten last year to average 5.0+ yards per carry.
- His 7 rushing touchdowns in 2021 were the most by an NU player since Clayton Thorson ran for 9 in 2018 and the most by a 'Cats running back since Justin Jackson ran for 11 in 2017.
- Hull led the Wildcats with 1,276 all-purpose yards in 2021, averaging over 100+ yards per game.
- Since making his debut on Oct. 5, 2019 against Nebraska, Hull has accounted for nine of Northwestern's 17 rushing touchdowns of 15+ yards.

HILINSKI'S START TO THE SEASON:

QB Ryan Hilinski ranks 2nd in the Big Ten and 4th in the nation in completions per game (28.50). His 116 completions through four games are tied for the most by any Big Ten QB since at least 2000 (also Ben Chappell; Indiana in 2010)

- Hilinski also ranks 17th in the nation Passing Yards per game (298.5) ... 1,219 yards over the first four games of the season mark the most passing yards over any four-game stretch in his career.
- Hilinski threw for 300+ yards in each of the first two games this season. He is the first Northwestern quarterback to pass for 300 or more yards in back-to-back games since Clayton Thorson in the 2018 season.
- Hilinski completed 27-of-38 passes for 314 yards and two touchdowns vs. Nebraska en route to winning Co-Big Ten Offensive Player of the Week honors.
- Hilinski completed his first eight passes against Nebraska for 64 yards. Marked the second-longest completion streak of his career, (completed 12 consecutive passes on Sept. 7, 2019 vs. Charleston Southern while playing for South Carolina). Next week vs. Duke, he started the game 9-of-10 passing, including another streak of eight-straight completions.

GUESS WHO'S BACK?

After leading the team in rushing as a true first-year in 2020 and missing 2021 with an injury, RB Cam Porter returned to the field vs. Nebraska and converted 19 rushes into 96 yards and a touchdown.

- Against Miami, Porter scored a touchdown on a two-yard rush in the 4th qtr. Marked his second touchdown of the season and the seventh of his career.
- In the final three games of the 2020 season, Porter rushed for 301 yards and 4 TDs, joining Tyrell Sutton (2005) and Justin Jackson (2014) as the only NU first-years to rush for 300+ yards and 4+ TDs in a three game stretch since 2000.

TACKLING MACHINE

LB Bryce Gallagher ranks fourth in the Big Ten and 21st in the nation averaging a team-leading 9.5 total tackles per game so far this season.

- Last season, Gallagher, finished 15th in the Big Ten with 89 total tackles and 5.5 TFL (3rd on the team). Gallagher is the first NU player to have at least 89 tackles and 5 TFL in same season since his brother, Blake Gallagher in 2018.

ON THE ROAD AGAIN

This marks the Wildcats first true road game of the season, having played a neutral site game in Dublin, Ireland in Week 0 followed by three-straight non-conference games at Ryan Field. The last time Northwestern opened its season with four-straight non-road games was 2016, when the Wildcats played their first four games of the year at Ryan Field (going 2-2 in that stretch).

ROSTER CONTINUITY

Since 2018-19, Northwestern has had the fewest players transfer out of its program among any Big Ten school.

- Northwestern (21), Wisconsin (26), Iowa (28), Ohio State (31), Purdue (41), Minnesota (44), Penn State (51), Michigan State (51), Michigan (51), Illinois (53), Indiana (54), Rutgers (56), Nebraska (56), Maryland (68).

ADETOMIWA'S BACK

DE Adetomiwa Adebawore earned All-Big honorable mention honors last season after leading the Wildcats with 4.5 sacks and 8.5 tackles for loss.

- The Athletic's Bruce Feldman selected Adebawore to his annual "Freak List," spotlighting 100 players in college football displaying extraordinarily unique physical abilities. Notable accolades for Adebawore include: 30 bench press reps (225 lbs), 37.5" vertical leap, 20-yd shuffle time of 4.05.

EVAN HULL'S HISTORIC DAY VS. DUKE

RB Evan Hull totaled 14 catches for 213 yards with a receiving touchdown and 17 rushing attempts for 65 yards and a rushing touchdown. Some more context on Hull's historic day:

- Hull is the first Power 5 RB this century to record at least 14 receptions and 200 yards in a single game.
- His 14 catches were the most in a game by a Wildcat since 2009 (and 4th-highest all-time). His 213 receiving yards also rank 4th in program history for a single game (most since 2018; Flynn Nagel, 220)
- Hull's 278 all-purpose yards rank as the sixth-highest total in Northwestern single-game history, and most since 2012.
- He matched his previous career high for receptions in a game (6) in just the first half.
- He is the first Northwestern RB to tally 10+ catches in a game since Tyrell Sutton in 2005 against Purdue (10).
- Since at least 2000, Hull turned in just the fifth performance of at least 14 receptions and 200+ receiving yards by a Big Ten student-athlete ... in that same timeframe he is the only Big Ten RB with 13 or more catches in a game.
- Hull's 39-yard touchdown reception late in the third quarter was the longest reception of his career. It marked his ninth career touchdown of 30 yards or longer.

TALKING TRANSFERS

Pat Fitzgerald and Co. welcomed 11 newcomers from the transfer portal. More info on some of the new 'Cats below:

Luke Akers (UCLA) | P | 6-1 | 180 | Nashville, Tenn.

The son of former NFL All-Pro, David Akers. Over the last two seasons at UCLA, Akers started 19 games at punter. In two seasons, he tallied 58 punts for an average of 43.1 yards per kick. Out of Ravenswood HS, Akers was ranked the No. 6 kicker in the country by 247Sports and ESPN

Taishan Holmes (UMass) | DL | 6-3 | 315 | Tappahannock, Va.

Holmes spent the last two seasons at UMass appearing in 12 games on the defensive line. In 2021, he saw action in eight games and recorded 12 tackles, with a career-high five stops at Florida State. Prior to his time at UMass, Holmes spent 2019 at Garden City Community College in Kansas. He started his collegiate career at NAIA Bluefield (Va.) in the spring of 2018 before transferring to Division II Virginia State where he recorded six tackles as a freshman.

Ryan Johnson (Stanford) | DL | 6-4 | 280 | Axis, Ala.

Johnson played in 32 games at Stanford from 2018-21 after redshirting a freshman in 2017. Last season the Axis, Ala. Native had his most productive season for the Cardinal appearing in all 12 games, making four starts with 16 tackles and 0.5 tackles for loss. Coming out of St. Paul's Episcopal (Ala.), Johnson was a consensus four-star prospect, the nation's 14th ranked defensive end according to ESPN and a 2017 Under Armour All-American.

Jeremiah Lewis (Duke) | DB | 6-1 | 190 | Lewisville, Texas

Lewis played in 38 games at Duke from 2018-21, totaling 65 tackles, 3.5 tackles for loss, 12 passes broken up and four interceptions. He served as a starter for parts of the last two seasons and recorded 30 stops with two picks, including a career-long 23 yard return against Northwestern, last season. In 2020, Lewis made a career-high 45 tackles and 3.5 tackles for loss with seven passes defensed, which ranked eighth in the ACC.

Donny Navarro (Illinois) | WR | 5-11 | 185 | Naperville, Ill.

Recorded 52 receptions for 600 yards and two touchdowns in 25 games across three seasons with Illinois (2019-21). Most recently in 2021, hauled in 17 receptions for 167 receiving yards while also recording 121 yards on 16 punt returns. He was named a nominee for the Burlsworth Trophy, presented to the best former walk-on in college football. Previously played Valparaiso and led his team in receptions (32), receiving yards (539), yards per catch (16.8), touchdown receptions (5) and receiving yards per game (49.0) during the 2017 season.

Jaylen Pate (Wyoming) | DL | 6-3 | 255 | Chicago, Ill.

Appeared in 18 games and made 11 starts with Wyoming in 2020 and 2021. Recorded 22 tackles with two tackles for loss, a sack and a half, a fumble recovery, and a pass defended last season.

Vincent Picozzi (Colorado State) | OL | 6-4 | 310 | Collegenille, Pa.

Due to injury, Picozzi appeared in just four games and made three starts in his lone season at Colorado State. He began his career as a walk-on at Temple in 2016 and will utilize his seventh season of eligibility at Northwestern. After redshirting his first season at Temple, Picozzi saw action in 39 games for the Owls, playing all five offensive line positions in his career while being a three-year starter at right guard from 2018-20.

Adam Stage (North Dakota) | K | 5-11 | 195 | Appleton, Wisc.

Handled primary kicking duties for North Dakota in 2020 and 2021, going 8-of-10 on field goals and 38-of-41 on extra point attempts in two seasons with the Fighting Hawks. Previously played at St. Cloud State from 2017-19.

GAME NOTES

STAFF SHUFFLING

After 43 years of coaching football, including 13 at Northwestern, tight ends coach Bob Heffner announced his decision to retire from the sidelines last November. Fitzgerald tabbed current special teams coordinator Jeff Genyk to assume tight end coaching responsibilities in addition to leading the program's special teams efforts. AS the staff's 10th full-time assistant, Fitzgerald welcomed Ryan Smith as the cornerbacks coach. Smith comes to Evanston after spending two seasons at Virginia Tech in a similar role while also serving as the program's defensive pass game coordinator for the 2021 season.

SECOND YEAR DC

Following the retirement of legendary assistant coach Mike Hankwitz after the Wildcats' 2021 Citrus Bowl victory, Northwestern had a new defensive coordinator last year for the first time since 2007 ... Fitzgerald turned to the NFL and brought in Jim O'Neil to be the new DC ... O'Neil came to Evanston after spending three seasons with the Las Vegas Raiders including one as the defensive backs coach ... He was the defensive coordinator for the Cleveland Browns (2014-15) and San Francisco 49ers (2016).

KEEPING THE PENALTIES TO A MINIMUM

Over the years, Pat Fitzgerald's teams have been among the most disciplined in the country when it comes to not committing penalties. Since 2013, the Wildcats have finished in the Top-40 in the nation in both the fewest penalties committed per game, as well as the fewest penalty yards per game. In 2018, during the Wildcats' run to the Big Ten Championship, NU ranked first in the nation in both fewest penalties per game and fewest penalty yards per game.

	Penalties/Gm	B1G Rank	Natl. Rank	Penalty Yards/Gm	B1G Rank	Natl. Rank
2013	4.08	2nd	12th	34.75	4th	14th
2014	5.08	6th	33rd	43.50	6th	36th
2015	4.46	1st	10th	39.69	1st	14th
2016	3.62	2nd	4th	29.92	1st	3rd
2017	4.92	3rd	28th	49.00	4th	49th
2018	2.86	1st	1st	25.93	1st	1st
2019	5.42	7th	36th	48.50	7th	39th
2020	5.00	6th	25th	40.44	3rd	17th
2021	4.75	5th	14th	42.33	5th	19th

GETTING IT DONE IN THE CLASSROOM

For the fourth straight year, Northwestern Football tallied an Academic Progress Rate score of 995 or better, while pacing the Big Ten Conference and ranking fourth nationally in FBS. The Wildcats Top-4 in the country for GSR among FBS football programs for 11 straight years. A program-record 76 players earned Academic All-Big Ten in 2021, while their 19 Big Ten Distinguished Scholars (3.7+ GPA) led all Big Ten programs. NU also led all FBS programs with 10 graduated players being named members of the 2022 Hampshire Honor Society, given to student-athletes who maintained a cumulative 3.2 GPA or better throughout their college careers.

76

Program record
Academic All-Big Ten
Honorees in 2021

100%

First Power 5 team to post a
perfect Graduation Success
Rate (2019)

995

Multi-year Academic Progress
Rate for five straight years,
measuring player retention and
eligibility

7

AFCA Academic Achievement
Awards won under Fitzgerald,
best nationally since 2006

ACADEMIC EXCELLENCE

WILDCATS IN THE NFL ROUNDUP

Player	Pos.	Team
Earnest Brown IV	DE	Los Angeles Rams
Joe Gaziano	DE	Los Angeles Chargers
Blake Hance	OL	San Francisco 49ers
Justin Jackson	RB	Detroit Lions
Tyler Lancaster	DL	Las Vegas Raiders
Dean Lowry	DE	Green Bay Packers
Kyric McGowan	WR	Washington Commanders
Greg Newsome II	CB	Cleveland Browns
Ifeadi Odenigbo	DL	Indianapolis Colts
John Raine	TE	Atlanta Falcons
Trevor Siemian	QB	Chicago Bears
Ben Skowronek	WR	Los Angeles Rams
Rashawn Slater	OL	Los Angeles Chargers
Anthony Walker, Jr.	LB	Cleveland Browns

WILDCATS COACHING STAFF

ON THE FIELD

Head Coach	Pat Fitzgerald
Defensive Coordinator	Jim O'Neil
Special Teams Coordinator	Jeff Genyk
Offensive Line	Kurt Anderson
Defensive Line	Marty Long
Running Backs	Lou Ayeni
Wide Receivers	Dennis Springer
Linebackers.....	Tim McGarigle
Cornerbacks	Ryan Smith

IN THE PRESS BOX

Offensive Coordinator/Quarterbacks.....	Mike Bajakian
Assistant Head Coach/DBs.....	Matt MacPherson

NORTHWESTERN FOOTBALL

QUICK FACTS

Location	Evanston, Ill.
Enrollment	8,367
Founded	1851
Conference	Big Ten (West)
Color	Purple
Nickname	Wildcats
President	Morton Schapiro
Athletic Director	Dr. Derrick Gragg

FOOTBALL HISTORY

First Season	1882
All-Time Record	558-689-44 (134 seasons)*
Big Ten Championships	8
Big Ten West Division Titles.....	2
First Team All-Americans	14
First Team All-Conference	141
Bowl Appearances	16
Bowl Victories	6

*Entering 2022 campaign

COACHING STAFF

Head Coach	Pat Fitzgerald
Alma Mater	Northwestern, 1997
Collegiate Career Record (Years)	110-93 (17th)*
Northwestern Record (Years)	Same
Offensive Coordinator	Mike Bajakian
Alma Mater	Williams College
Defensive Coordinator	Jim O'Neil
Alma Mater	Towson

*Entering 2021 campaign

TEAM INFORMATION

2022 Overall Record	1-3
2021 Conference Record/Finish	1-8/t-13th
Last Bowl Game.....	Citrus Bowl, 2021

ATHLETIC COMMUNICATIONS

Associate Athletic Director.....	Paul Kennedy
Email.....	pkennedy@northwestern.edu
Phone.....	847-467-2028
Assistant Director	Zach Wingrove
Email.....	zachary.wingrove@northwestern.edu
Phone.....	616-822-9775
Virtual Press box	bit.ly/NUFB22



GAME NOTES

2022 CAPTAINS:

The Northwestern football team voted five individuals to lead the program this season: LB Bryce Gallagher, RB Evan Hull, DL Adetomiwa Adebawore, OL Peter Skoronski and RB Andrew Clair. This is the first time each one of them were voted Northwestern captains.

MR. 200

The Wildcats' Week 0 win against Nebraska marked the 200th career game coached by Dan and Susan Jones Family Head Football Coach Pat Fitzgerald. Fitzgerald is already Northwestern's career leader in games coached for the program (2nd-most is Pappy Waldorf, who coached 101 games for the Wildcats from 1935-1946 with a record of 49-45-7) ... Fitzgerald also became just the eighth coach in Big Ten history to coach 200 games for a Big Ten school, joining Kirk Ferentz (289; 2nd all-time) as the only two active coaches.

RECRUITING ROUNDUP

Northwestern's recruiting class ranked 48th in the nation according to the 247 Composite, the fourth-highest ranking in the Pat Fitzgerald era (2005-present) ... Northwestern's future Class of 2023 (comprised of 20 commits) currently ranks 3rd in the Big Ten and No. 24 in the country.

LOOK AT ALL THOSE PLAYS

Northwestern has run an average of 85.3 plays through its first four games of 2022, which ranks fourth in the nation behind only Texas Tech, Indiana and Buffalo.

SEASON OPENER - BIG OPENER

For the fourth time in the last five seasons, Northwestern opened its season with a matchup against a fellow Big Ten opponent. Over the last five seasons, Northwestern's four season openers against conference opponents mark the most of any Big Ten school.

OPENING WEEK AWARDS SWEEP:

Following their season opener, Northwestern swept the Week 0 Big Ten Conference weekly awards as **QB Ryan Hilinski** earned Co-Offensive Player of the Week accolades, while **DB Cameron Mitchell** was named Defensive Player of the Week and **P Luke Akers**, Special Teams Player of the Week.


- Hilinski completed 27-of-38 passes for 314 yards and two touchdowns without no interceptions. Hilinski finished the first half completing 20-of-23 passes for 216 yards and two TDs. The 20 completions are more than NU had in all but three games last season. He became the first Northwestern signal caller to throw for 300+ yards and at least two touchdowns without an interception since Brett Basanez in 2005 against Michigan State.
- Mitchell logged six total tackles, one interception and two passes broken up against the Cornhuskers. He recorded his his second career interception against Nebraska QB Casey Thompson in the fourth quarter, and recorded a 42-yard return, setting up Northwestern's game-winning touchdown.
- Playing in his first game for the Wildcats, Akers impressed by flipping the field punting six times for a 40.8 net average, and not allowing any punt return yardage. He pinned Nebraska inside the 10-yard line three times, including a punt that was downed at the 4-yard line with under three minutes left in the game.

LAST GAME STARTERS - vs. Miami Ohio (Sep. 24)

OFFENSIVE STARTERS				DEFENSIVE STARTERS			
POS	No.	Name	Career Start	POS	No.	Name	Career Start
QB	3	Ryan Hilinski	20	DL	99	Adetomiwa Adebawore	29
RB	26	Evan Hull	17	DL	46	Devin O'Rourke	3
WR	80	Donny Navarro III	11	DL	97	Sean McLaughlin	4
WR	5	Jacob Gill	1	DL	95	Najee Story	1
WR	6	Malik Washington	12	LB	34	Xander Mueller	4
TE	87	Thomas Gordon	4	LB	32	Bryce Gallagher	14
OL	77	Peter Skoronski	24	DB	2	Cameron Mitchell	16
OL	69	Charlie Schmidt	17	DB	0	Coco Azema	11
OL	76	Ethan Wiederkehr	29	DB	9	Jeremiah Lewis	14
OL	75	Vince Picozzi	39	DB	24	Rod Heard II	10
OL	68	Josh Priebe	13	DB	10	Theran Johnson	2



NEW THREADS



STRIPES ON THE SLEEVES

On June 21, 2022, Northwestern unveiled new uniforms by Under Armour that brought a classic look into the future.

The signature piece of Northwestern's new look is the stripes on the sleeves. In 1928, the Wildcats first put what came to be known as the "Northwestern Stripes" on the sleeves — a wide stripe a narrow stripe on the top and bottom. It was an iconic look widely replicated across the country and has been featured prominently at Northwestern, including in the Ryan Field end zones. The Wildcats wore those stripes across the front and back of its uniforms for the last 10 seasons. Now they have been restored to their original location.

Northwestern Athletics announced its partnership with Under Armour, Inc. on Dec. 17, 2011. Under Armour, the leader in performance apparel, footwear and accessories, has outfitted all 19 men's and women's varsity programs at Northwestern since the 2012-13 school year. Football's new set of uniforms in 2022 marks the first major redesign since 2012.

Northwestern was the first program in the Big Ten to partner with Under Armour and have since been joined by Maryland and Wisconsin. Today, Under Armour is partnered with 16 football bowl subdivision (FBS) programs and 172 programs across all levels of NCAA athletics.

Northwestern's original school colors were black and gold, but overuse of that combination across the country led a special committee at the university to declare purple as the official color in 1892 — the first season of varsity football in Evanston. Until the adoption of the Wildcats mascot in 1924, the university was so linked to the color that the football was known just as "the Purple."

Record by Jersey Combination

JERSEY	PANTS	HELMET	LAST WORN (YR.)	RECORD (SINCE '12)
BLACK	BLACK	BLACK	MIAMI OHIO (2022)	3-6
BLACK	BLACK	PURPLE	MARYLAND (2020)	1-1
BLACK	BLACK	WHITE	MINNESOTA (2019)	0-1
BLACK	GRAY	BLACK	BOWLING GREEN (2017)	1-0
BLACK	PURPLE	BLACK	MICHIGAN STATE (2019)	2-2
BLACK	PURPLE	PURPLE	PURDUE (2021)	2-2
BLACK	WHITE	WHITE	DUKE (2022)	0-2
BLACK	WHITE	BLACK	MINNESOTA (2017)	2-1
GRAY	BLACK	BLACK	WISCONSIN (2018)	1-0
GRAY	GRAY	PURPLE	PURDUE (2017)	1-1
GRAY	GRAY	USA	MICHIGAN (2013)	0-1
GRAY	WHITE	WHITE	DUKE (2018)	0-1
PURPLE	BLACK	BLACK	OHIO (2021)	7-0
PURPLE	BLACK	PURPLE	IOWA (2021)	10-6
PURPLE	PURPLE	BLACK	KENTUCKY (2017)	1-1
PURPLE	PURPLE	WHITE	RUTGERS (2021)	3-0
PURPLE	WHITE	PURPLE	SOUTHERN ILLINOIS (2022)	5-5
PURPLE	WHITE	WHITE	AUBURN (2021)	3-3
PURPLE	PURPLE	PURPLE	NEBRASKA (2022)	1-0
WHITE	BLACK	BLACK	NEBRASKA (2021)	3-2
WHITE	BLACK	PURPLE	WISCONSIN (2013)	2-1
WHITE	BLACK	WHITE	MICHIGAN STATE (2020)	0-3
WHITE	GRAY	WHITE	PURDUE (2018)	2-0
WHITE	PURPLE	BLACK	MICHIGAN STATE (2018)	1-0
WHITE	PURPLE	PURPLE	MICHIGAN (2021)	4-6
WHITE	PURPLE	WHITE	DUKE (2021)	2-2
WHITE	WHITE	BLACK	UTAH (2018)	1-0
WHITE	WHITE	PURPLE	WISCONSIN (2021)	3-6
WHITE	WHITE	WHITE	ILLINOIS (2021)	9-4

Northwestern graduate Ella Brockway (Class of 2021) has compiled Northwestern's record in its different color combinations dating back to 2012, Northwestern's first season in its Under Armour deal.

2022 NO. 1 JERSEY RAYMOND NIRO III

THE WILDCAT

The No. 1 jersey in the Northwestern football program is used to recognize the student-athlete who best embodies the values and character of the Northwestern football family. The player wearing No. 1, known simply as "The Wildcat," is noted for his consistency in the way he approaches school, approaches life, and the way he approaches being the best teammate he can be every day.

Senior wide receiver Raymond Niro III was elected by his teammates to wear the famed No. 1 jersey in 2022, Dan and Susan Jones Family Head Football Coach Pat Fitzgerald announced at practice on July 27.

"No. 1 is The Wildcat," Fitzgerald said. "The guy who represents our program not some of the time, but all the time. Who we are, what we value, what we want to be a part of and how we want to do it. He not only does that in the way he carries himself, but that's the type of teammate he is. He gives himself up for the greater good of everybody else."

Since joining the program as a preferred walk-on in 2018, Niro has differentiated himself with his versatility and willingness to take on any role. After playing quarterback in high school at Barrington, located fewer than 25 miles away from Ryan Field, he transitioned to wide receiver and quickly carved out a role on special teams. Niro appeared in three games on special teams in 2018.

Demonstrative of his versatility and team first-attitude, Niro again changed positions from wide receiver to running back for the last two games of his redshirt first-year season in 2019 after injuries shook the top of the running back depth chart. He totaled 11 rushes for 101 yards and a touch-down, averaging 9.2 yards per carry and taking no carries for a loss.

Always involved on special teams, Niro took over primary kickoff and punt return duties in 2021. He returned five punts for 103 yards, an average of 20.6 yards per return, and a team-high 10 kickoffs for 159 yards, an average of 15.9 yards per return. His season-high 55 punt-return yards against Indiana State contributed to a new school record for punt-return yards in a game with 166 yards. He also blocked a punt against Iowa and recorded 11 tackles. He was named a semifinalist for the 2021 National Special Teams Player of the Year Award.

Niro scored the first Northwestern TD of 2022 in the second quarter vs. Nebraska on a career-long 43-yard TD reception, his first-career receiving TD.





NO. 1 JERSEY HISTORY

The tradition of the No. 1 jersey began in 2011 when Dan and Susan Jones Family Head Football Coach Pat Fitzgerald bestowed the honor upon defensive line-man and special teams standout Bo Cisek. Other recipients include current NFL players linebacker Anthony Walker Jr. and defensive tackle Tyler Lancaster.

- » Six of the the 10 players elected by his teammates to wear the jersey hail from the state of Illinois (Cisek, Hanrahan, Lancaster, Bergin, Spivak and Niro)
- » Six of the 10 No. 1 jersey recipients started at Northwestern as walk-ons (Cisek, Hanrahan, Hanaoka, Bergin, Spivak and Niro)
- » Notable No. 1's prior to the start of the tradition include kicker Stefan Demos (2007-10), wide receiver Jonathan Fields (2002-05) and special teamer Larry Gues (1993-96)

No. 1 Jersey Recipients by Year

Year	Player	Position
2011	Bo Cisek	Defensive Line
2012	Bo Cisek	Defensive Line
2013	Tim Hanrahan	Super Back
2014	Tim Hanrahan	Super Back
2015	Max Chapman	Defensive Line
2016	Anthony Walker Jr.	Linebacker
2017	Tyler Lancaster	Defensive Line
2018	Chad Hanaoka	Running Back
2019	Joe Bergin	Linebacker
2020	Jesse Brown	Running Back
2021	Joe Spivak	Defensive Line
2022	Raymond Niro III	Wide Receiver






RYAN FIELD

STADIUM INFORMATION

Location:	1501 Central St. Evanston, Ill.
Former Names:	Northwestern Stadium (Oct-Nov. 1926) Dyche Stadium (Nov. 1926-1996)
Capacity:	47,130 (1997-Present) 49,256 (1949-96) 45,000 (1926-48) Capacity at Dyche Stadium could be increased to 55,000 with the addition of temporary bleachers in the north end
Playing Surface:	Grass (1997-Present) AstroTurf (1994-96) SuperTurf (1984-93) Tartan Turf (1973-83) Grass (1926-72)
Broke Ground:	April 8, 1926
Opened:	Oct. 2, 1926
Reconstruction:	1996-97
Reopened:	Sept. 13, 1997 (As Ryan Field)
NU Record:	4-1-0 (Northwestern Stadium) 163-198-10 (Dyche Stadium) 86-73-0 (Ryan Field)
First Game:	Northwestern Stadium: Oct. 2, 1926 vs. South Dakota (W, 34-0) Dyche Stadium: Nov. 6, 1926 vs. Purdue (W, 22-0) Ryan Field: Sept. 13, 1997 vs. Duke (W, 24-20)
Largest Crowd:	Dyche Stadium: 55,752 (Oct. 27, 1962 vs. Notre Dame) Ryan Field: 47,330 (10 times, most recent Oct. 18, 2019 vs. Ohio State)

RYAN FIELD TIMELINE

APRIL 8, 1926 Ground broken for a new stadium on Central Street designed by architect James Gamble Rogers who also designed Northwestern's Deering Library	OCTOBER 2, 1926 New stadium named Northwestern Stadium opened with a 34-0 win over South Dakota	NOVEMBER 6, 1926 First game played at the newly named Dyche Stadium after former university vice president and business manager William A. Dyche	APRIL 1949 Construction begins on a horseshoe enclosure in the south end to add 4,256 seats
1961 Installation of a press box and an elevator to the second deck	NOVEMBER 18, 1996 Major renovations begin to start the Ryan Field era, including new seating, replacement of turf with grass, a three-tier media and club structure on the west side, and the endzone lockers and sports medicine facility	SEPTEMBER 13, 1997 Ryan Field, named for longtime Board of Trustees Chairman Patrick G. Ryan, opens with a 24-20 win over Duke	SEPTEMBER 2021 The Ryan Family commits \$480 million, the largest philanthropic gift in Northwestern history, to advance research, educational initiatives and athletics, including the construction of a new Ryan Field



Overhead view of Ryan Field from the west side. Ryan Field is about a mile from the shore of Lake Michigan.

CAREER HIGHS

#0 • COCO AZEMA • DB

Tackles: 13, at Michigan (Oct. 23, 2021)
Solo Tackle: 10, at Michigan (Oct. 23, 2021)
Tackles For Loss: 2.0, vs. Nebraska (Aug. 27, 2022)
Assisted Tackle: 7, at Duke (Sept. 18, 2021)
Sacks: 1, vs. Nebraska (Aug. 27, 2022)
Pass Break Ups: 2, vs. Minnesota (Oct. 30, 2021)
Interceptions: 1 vs. Maryland (Oct. 24, 2020)
Rushing Attempts: 7 at Illinois (Nov. 30, 2019)
Rushing Yards: 123 at Illinois (Nov. 30, 2019)
Rushing Touchdown: 1 at Illinois (Nov. 30, 2019)
Long Rush: 62 at Illinois (Nov. 30, 2019)

#1 • RAYMOND NIRO III • WR

Receptions: 2 (2x), vs. Michigan State (Sept. 3, 2021)
Receiving Yards: 41, vs. Nebraska (Aug. 27, 2022)
Long Reception: 41, vs. Nebraska (Aug. 27, 2022)
Receiving Touchdowns: 1, vs. Nebraska (Aug. 27, 2022)
Rushing Attempts: 7 vs. UMass (Nov. 16, 2019)
Rushing Yards: 56 at Illinois (Nov. 30, 2019)
Long Rush: 11 vs. UMass (Nov. 16, 2019)
Rushing Touchdown: 1 vs. UMass (Nov. 16, 2019)
Tackles: 4, at Michigan (Oct. 23, 2021)
Solo Tackle: 1 (2x), last vs. Ohio State (Oct. 18, 2019)
Fumble Recovery: 1 at Wisconsin (Sept. 28, 2019)
Longest Punt Return: 36, vs. Indiana St. (Sept. 11, 2021)
Longest Kick Return: 25, at Wisconsin (Nov. 13, 2021)
Blocked Punt: 1, vs. Iowa (Nov. 6, 2021)

#2 • CAMERON MITCHELL • DB

Tackles: 9, vs. Purdue (Nov. 20, 2021)
Solo Tackles: 7, vs. Purdue (Nov. 20, 2021)
Assisted Tackles: 4, vs. Nebraska (Aug. 27, 2022)
Pass Breakups: 2 (2x), last vs. Nebraska (Aug. 27, 2022)
Tackles for Loss: 1, vs. Miami OH (Sept. 24, 2022)
Sacks: 1, vs. Miami OH (Sept. 24, 2022)
Interceptions: 1 (2x), last vs. Nebraska (Aug. 27, 2022)
Forced Fumble: 1 (2x), last vs. Miami OH (Sept. 24, 2022)
Fumble Recovery: 1, vs. Rutgers (Oct. 16, 2021)

#3 • JAHEEM JOSEPH • DB

Tackles: 9, vs. Duke (Sept. 10, 2022)
Solo Tackles: 7, vs. Duke (Sept. 10, 2022)
Assisted Tackles: 2, vs. Duke (Sept. 10, 2022)
Pass Breakups: 1, vs. Duke (Sept. 10, 2022)

#3 • RYAN HILINSKI • QB

Pass Attempts: 60, vs. Duke (Sept. 10, 2022)
Completions: 36 (2x), last vs. Duke (Sept. 10, 2022)
Passing Yards: 435, vs. Duke (Sept. 10, 2022)
Passing Touchdowns: 2 (6x), last vs. Duke (Sept. 10, 2022)
Long Pass: 75 (2x), last vs. Tennessee (Oct. 26, 2019)
Rushing Attempts: 8, at Illinois (Nov. 27, 2021)
Rushing Yards: 15, vs. Rutgers (Oct. 16, 2021)
Long Rush: 22, vs. Southern Illinois (Sept. 17, 2022)
Rushing Touchdowns: 1 (4x), last vs. Miami OH (Sept. 24, 2022)

#4 • WENDELL DAVIS • LB

Solo Tackles: 2 (6x), last at Georgia Tech (Oct. 2, 2021)
Assisted Tackles: 5, at Virginia Tech (Oct. 16, 2021)
Total Tackles: 6, at Virginia Tech (Oct. 16, 2021)
Tackles for Loss: 1.0 (5x), last vs. New Hampshire (Sept. 25, 2021)
Sacks: 1.0 (2x), last vs. Massachusetts (Sept. 4, 2021)
Forced Fumbles: 1, at Virginia (November 2, 2018)

#4 • CAM PORTER • RB

Rushing Attempts: 33 vs. Auburn (Jan. 1, 2021)
Rushing Yards: 142 vs. Illinois (Dec. 12, 2020)
Long Rush: 31 vs. Illinois (Dec. 12, 2020)
Rushing Touchdown: 2 vs. Illinois (Dec. 12, 2020)
Receptions: 3 (2x), last vs. Auburn (Jan. 1, 2021)
Receiving Yards: 27 vs. Auburn (Jan. 1, 2021)
Long Reception: 13 vs. Auburn (Jan. 1, 2021)

#5 • JACOB GILL • WR

Receptions: 2, vs. Duke (Sept. 18, 2021)
Receiving Yards: 34, vs. Duke (Sept. 18, 2021)
Long Reception: 31, vs. Duke (Sept. 18, 2021)

#6 • MALIK WASHINGTON • WR

Receptions: 8 (2x), last vs. Miami OH (Sept. 24, 2022)
Receiving Yards: 97, vs. Nebraska (Aug. 27, 2022)
Long Reception: 64, vs. Rutgers (Oct. 16, 2021)
Touchdowns: 1 (3x), last vs. Southern Illinois (Sept. 17, 2022)
Rushes: 1 (3x), last vs. Indiana St. (Sept. 11, 2021)
Rushing Yards: 8, at Purdue (Nov. 14, 2020)
Long Rush: 8, at Purdue (Nov. 14, 2020)

#7 • ORE ADEYI • DB

Tackles: 1, vs. Purdue (Nov. 20, 2021)
Assisted Tackles: 1, vs. Purdue (Nov. 20, 2021)

#7 • ANTHONY TYUS III • RB

Rushing Attempts: 11, vs. Ohio (Sept. 25, 2021)
Rushing Yards: 71, vs. Indiana St. (Sept. 11, 2021)
Long Rush: 16, vs. Indiana St. (Sept. 11, 2021)
Rushing Touchdowns: 1, vs. Ohio (Sept. 25, 2021)
Receptions: 2 vs. Michigan State (Sept. 3, 2021)
Receiving Yards: 34, vs. Nebraska (Aug. 27, 2022)
Long Reception: 34, vs. Nebraska (Aug. 27, 2022)

#8 • WAYNE DENNIS, JR. • WR

Receptions: 1 (4x), last vs. Minnesota (Oct. 30, 2021)
Receiving Yards: 23, vs. Auburn (Jan. 1, 2021)
Long Reception: 23 vs. Auburn (Jan. 1, 2021)

#8 • RYAN JOHNSON • DL

Total Tackles: 3 (2x), last vs. Washington (Oct. 30, 2021)
Solo Tackles: 2, vs. Washington (Oct. 30, 2021)
Assisted Tackles: 2 (4x), last vs. Oregon (Oct. 2, 2021)
Sacks: 1.0 (2x), last vs. Southern Illinois (Sept. 17, 2022)
Tackles for Loss: 1.0 (3x), last vs. Miami OH (Sept. 24, 2022)
Pass Breakups: 1 (3x), last vs. Miami OH (Sept. 24, 2022)

#9 • JEREMIAH LEWIS • DB

Tackles: 8 (2x), last vs. Southern Illinois (Sept. 17, 2022)
Solo Tackle: 6, vs. Southern Illinois (Sept. 17, 2022)
Assisted Tackle: 5, vs. Miami (FL) (Nov. 27, 2021)
Tackles For Loss: 1.0 (3x), last vs. Southern Illinois (Sept. 17, 2022)
Pass Break Ups: 2 (2x), last vs. Charlotte (Oct. 31, 2020)
Interceptions: 1 (4x), last vs. Georgia Tech (Oct. 9, 2021)

#9 • CARL RICHARDSON • QB

Rushing Attempts: 1 (2x), last at Michigan (Oct. 23, 2021)
Rushing Yards: 2, vs. Ohio (Sept. 25 2021)
Long Rush: 2, vs. Ohio (Sept. 25, 2021)
Pass Attempts: 3, at Michigan (Oct. 23, 2021)
Completions: 2, at Michigan (Oct. 23, 2021)
Passing Yards: 19, at Michigan (Oct. 23, 2021)
Longest Pass: 12, at Michigan (Oct. 23, 2021)

#10 • THERAN JOHNSON • DB

Tackles: 4, vs. Southern Illinois (Sept. 17, 2022)
Solo Tackle: 4, vs. Southern Illinois (Sept. 17, 2022)
Pass Breakups: 2, vs. Southern Illinois (Sept. 17, 2022)

#11 • ANDREW CLAIR • RB

Rushing Attempts: 29, vs. Akron (Nov. 2, 2019)
Rushing Yards: 148, at Miami (OH) (Oct. 14, 2017)
Long Rush: 74 vs. Western Michigan (Oct. 13, 2018)
Rushing Touchdown: 2 (3x), last vs. Akron (Nov. 2, 2019)
Receptions: 5 (2x), last at Toledo (Oct. 6, 2018)
Receiving Yards: 74, at Toledo (Oct. 6, 2018)
Long Reception: 61, at Toledo (Oct. 6, 2018)

#11 • AJ HAMPTON, JR. • DB

Tackles: 8, vs. Purdue (Nov. 20, 2021)
Solo Tackles: 5, vs. Ohio State (Dec. 19, 2020)
Assisted Tackles: 3 (2x), last vs. Auburn (Jan. 1, 2021)
Pass Breakups: 3 (2x), at Duke (Sept. 18, 2021)
Tackles for Loss: 1 (2x), vs. Ohio State (Dec. 19, 2020)
Interceptions: 1 (2x), last vs. Maryland (Oct. 24, 2020)
Forced Fumbles: 1 vs. Michigan St. (Sept. 3, 2021)
Fumble Recovery: 1 (2x), last at Wisconsin (Nov. 13, 2021)
Touchdowns: 1, INT return at Wisconsin (Nov. 13, 2021)

#12 • NIGEL WILLIAMS • DB

Tackles: 1 (2x), vs. Southern Illinois (Sept. 17, 2022)
Solo Tackles: 1 (2x), vs. Southern Illinois (Sept. 17, 2022)

#13 • GARNETT HOLLIS, JR. • DB

Tackles: 5, vs. Duke (Sept. 10, 2022)
Solo Tackles: 4, vs. Duke (Sept. 10, 2022)
Pass Breakups: 1, vs. Nebraska (Aug. 27, 2022)
Assisted Tackles: 2, at Wisconsin (Nov. 13, 2021)
Interceptions: 1, vs. Duke (Sept. 10, 2022)

#17 • BRYCE KIRTZ • WR

Receptions: 7, vs. Michigan State (Sept. 3, 2021)
Receiving Yards: 80, vs. Michigan State (Sept. 3, 2021)
Long Reception: 44, at Duke (Sept. 18, 2021)
Rushes: 1, vs. Ohio (Sept. 25, 2021)
Rushing Yards: 4, vs. Ohio (Sept. 25, 2021)
Long Rush: 4, vs. Ohio (Sept. 25, 2021)
Longest Punt Return: 13 (2x), last vs. Ohio (Sept. 25, 2021)

#18 • GENSON HOOPER PRICE • WR

Receptions: 2, vs. Miami OH (Sept. 24, 2022)
Receiving Yards: 25 (2x), last vs. Miami OH (Sept. 24, 2022)
Long Reception: 25, vs. Duke (Sept. 10, 2022)

#18 • GARNER WALLACE • DB

Tackles: 4, vs. Southern Illinois (Sept. 17, 2022)
Solo Tackles: 3, vs. Southern Illinois (Sept. 17, 2022)
Assisted Tackles: 1, vs. Southern Illinois (Sept. 17, 2022)

#20 • TRENT CARRINGTON • DB

Tackles: 1 (4x), last vs. Duke (Sept. 10, 2022)
Solo Tackles: 1 (4x), last vs. Duke (Sept. 10, 2022)

#21 • TYLER HASKINS • DB

Tackles: 1 (2x), last vs. Rutgers (Oct. 16, 2021)
Assisted Tackles: 1 (2x), last vs. Rutgers (Oct. 16, 2021)

#22 • CONNOR NEWHOUSE • RB

Rushing Attempts: 1, vs. Ohio (Sept. 25, 2021)
Rushing Yards: 25, vs. Ohio (Sept. 2021)
Long Rush: 25, vs. Ohio (Sept. 25, 2021)

NORTHWESTERN RECORD WHEN

	2022	Fitz Career
When playing at home	0-3	60-48
When playing on road	0-0	43-37
When playing at a neutral site	1-0	7-7
When playing on grass	1-3	83-62
When playing on artificial surface	0-0	27-30
When scoring first	0-2	69-25
When opponent scores first	1-1	41-68
When leading after first quarter	0-2	63-22
When trailing after first quarter	1-1	28-55
When tied after first quarter	0-0	20-16
When leading at halftime	1-0	82-21
When trailing at halftime	0-1	20-61
When tied at halftime	0-2	7-11
When leading after three quarters	0-0	89-17
When trailing after three quarters	1-2	15-72
When tied after three quarters	0-1	6-6
When NU has more/equal rushing yards	1-1	83-24
When opponent has more rushing yards	0-2	27-68
When NU has more/equal passing yards	0-2	53-38
When opponent has more passing yards	1-1	57-54
When NU has more/equal total yards	1-2	79-27
When opponent has more total yards	0-0	31-68
When NU has more first downs	1-3	73-34
When opponent has more first downs	0-0	28-56
When first downs are equal	0-0	9-3
When NU forces more turnovers	1-0	67-19
When opponent forces more turnovers	0-3	22-59
When turnovers are equal	0-0	21-13
In games decided by three points or fewer	1-1	20-15
In games decided by seven points or fewer	1-2	39-24
In overtime games	0-0	7-5

CAREER STARTS

	2022	Career
Vince Picozzi, OL	2	39
Adetomiwa Adebawore, DL	4	29
Ethan Wiederkehr, OL	4	29
Trent Carrington, DB	-	25
Charlie Mangieri, TE	1	24
Peter Skoronski, OL	4	24
Ryan Hilinski, QB	4	20
Charlie Schmidt, OL	4	17
Evan Hull, RB	4	17
Andrew Clair, RB	-	15
Cam Mitchell, DB	3	16
A.J. Hampton, CB	1	13
Bryce Gallagher, LB	4	14
Jeremiah Lewis, DB	4	14
Josh Priebe, OL	4	13
Jaylen Pate, LB	-	11
Malik Washington, WR	4	12
Coco Azema, DB	2	11
Donny Navarro III, WR	3	11
Marshall Lang, TE	2	9
Rod Heard II, DB	4	10
Taishan Holmes, DL	3	7
Bryce Kirtz, WR	1	6
Wendell Davis, LB	-	5
Conrad Rowley, OL	2	5
Ryan Johnson, DL	-	4
Sean McLaughlin, DL	4	4
Xander Mueller, LB	4	4
Thomas Gordon, TE	3	4
Khalid Jones, LB	-	2
Cam Porter, RB	-	2
Devin O'Rourke, DL	3	3
Garnett Hollis Jr.	2	2
Jason Gold, Jr., DL	-	1
Anthony Tyus III, RB	-	1
Genson Hooper-Price, WR	-	1
Dom D'Antonio, OL	-	1
Aidan Hubbard, DL	1	1
Jaheem Joseph, DB	1	1
Caleb Tiernan, OT	1	1
Greyson Metz, LB	1	1
Theran Johnson, DB	2	2
Jacob Gill, WR	1	1
Najee Story, DL	1	1



CAREER HIGHS (Cont.)

#24 • ROD HEARD II • DB

Total Tackles: 8, at Duke (Sept. 18, 2021)
Solo Tackles: 6, at Duke (Sept. 18, 2021)
Assisted Tackles: 2 (2x), last at Duke (Sept. 18, 2021)
Pass Breakups: 1 (3x), last vs. Nebraska (Aug. 27, 2022)
Tackles for Loss: 2.0, vs. Iowa (Nov. 6, 2021)
Forced Fumbles: 2, at Duke (Sept. 18, 2021)
Fumble Recovery: 1, at Duke (Sept. 18, 2021)

#26 • EVAN HULL • RB

Rushing Attempts: 32 at Illinois (Nov. 27, 2021)
Rushing Yards: 220, vs. Massachusetts (Nov. 16, 2019)
Long Rush: 90, vs. Ohio (Sept. 25, 2021)
Rushing Touchdown: 4, vs. Massachusetts (Nov. 16, 2019)
Receptions: 14, vs. Duke (Sept. 10, 2022)
Receiving Yards: 213, vs. Duke (Sept. 10, 2022)
Long Reception: 36, vs. Duke (Sept. 10, 2022)
Receiving Touchdowns: 1 (3x), last vs. Duke (Sept. 10, 2022)

#29 • MARCUS CISCO • RB

Rushing Attempts: 3 (2x), last at Michigan (Oct. 23, 2021)
Rushing Yards: 25, vs. Ohio (Sept. 25, 2021)
Long Rush: 16, at Michigan (Oct. 23, 2021)

#31 • JAKE ARTHURS • RB

Rushing Attempts: 2 (2x), last at Michigan (Oct. 23, 2021)
Rushing Yards: 2, vs. Ohio (Sept. 25, 2021)
Long Rush: 5, vs. Ohio (Sept. 25, 2021)
Rushing Touchdown: 1, vs. Ohio (Sept. 25, 2021)

#32 • BRYCE GALLAGHER • LB

Total Tackles: 14, at Michigan (Oct. 23, 2021)
Solo Tackles: 9 (4x), last vs. Miami OH (Sept. 24, 2022)
Assisted Tackles: 10, at Michigan (Oct. 23, 2021)
Tackles for Loss: 2.5, vs. Rutgers (Oct. 16, 2021)
Sacks: 1.0, vs. Rutgers (Oct. 16, 2021)

#34 • XANDER MUELLER • LB

Total Tackles: 8 (2x), last vs. Southern Illinois (Sept. 17, 2022)
Solo Tackles: 6, vs. Southern Illinois (Sept. 17, 2022)
Assisted Tackles: 3 (3x), last vs. Duke (Sept. 10, 2022)
Tackles for Loss: 2.5, vs. Southern Illinois (Sept. 17, 2022)
Sacks: 1.0, vs. Southern Illinois (Sept. 17, 2022)
Interceptions: 1 (2x), last vs. Southern Illinois (Sept. 17, 2022)
Forced Fumbles: 1, at Wisconsin (Nov. 13, 2021)
Fumble Recovery: 1, vs. Indiana (Sept. 11, 2021)

#37 • MAC UIHLEIN • LB

Total Tackles: 1 (2x), last vs. Miami OH (Sept. 24, 2022)
Solo Tackles: 1 (2x), last vs. Miami OH (Sept. 24, 2022)

#38 • JOE DeHAAN • LB

Total Tackles: 3, vs. Maryland (Oct. 24, 2020)
Solo Tackles: 2, vs. Maryland (Oct. 24, 2020)
Assisted Tackles: 1, vs. Maryland (Oct. 24, 2020)

#41 • JAYLEN PATE • LB

Total Tackles: 4 (2x), last vs. Ball State (Sept. 18, 2021)
Solo Tackles: 3, vs. Ball State (Sept. 18, 2021)
Assisted Tackles: 3, at UNLV (Nov. 27, 2020)
Tackles for Loss: 1.0, at UNLV (Nov. 27, 2020)
Sacks: 1.0, at UNLV (Nov. 27, 2020)
Fumble Recovery: 1, vs. Ball State (Sept. 18, 2021)
Pass Breakups: 1, vs. Fresno State (Oct. 16, 2021)

#44 • KHALID JONES • LB

Total Tackles: 3, vs. Ohio (Sept. 25, 2021)
Solo Tackles: 2, vs. Ohio (Sept. 25, 2021)
Assisted Tackles: 1 (2x), last vs. Ohio (Sept. 25, 2021)

#46 • DEVIN O'ROURKE • DL

Total Tackles: 4, vs. Miami OH (Sept. 24, 2022)
Solo Tackles: 3, vs. Miami OH (Sept. 24, 2022)
Assisted Tackles: 2, vs. Duke (Sept. 10, 2022)
Pass Breakups: 1, vs. Duke (Sept. 10, 2022)
Sacks: 1, vs. Miami OH (Sept. 24, 2022)
Tackles for Loss: 1, vs. Miami OH (Sept. 24, 2022)

#47 • LUKE AKERS • P

Punts: 6 (4x), last vs. Miami OH (Sept. 24, 2022)
Punt Yards: 279, at Stanford (Sept. 25, 2021)

#50 • PJ SPENCER • DL

Total Tackles: 1 (2x), last vs. Illinois (Dec. 12, 2020)
Solo Tackles: 1, vs. Massachusetts (Nov. 16, 2019)
Assisted Tackles: 1, vs. Illinois (Dec. 12, 2020)

#52 • JORDAN BUTLER • DL

Total Tackles: 2, vs. Maryland (Oct. 24, 2020)
Solo Tackles: 1, vs. Auburn (Jan. 1, 2021)
Assisted Tackles: 2, vs. Maryland (Oct. 24, 2020)
Tackles for Loss: 1.0, vs. Auburn (Jan. 1, 2021)
Forced Fumbles: 1, vs. Auburn (Jan. 1, 2021)

#53 • JAIDEN CAMERON • DL

Total Tackles: 5, at Wisconsin (Nov. 13, 2021)
Solo Tackles: 3, at Wisconsin (Nov. 13, 2021)
Assisted Tackles: 2, at Wisconsin (Nov. 13, 2021)
Tackles for Loss: 0.5, at Wisconsin (Nov. 13, 2021)

#57 • GREYSON METZ • LB

Total Tackles: 4, vs. Nebraska (Aug. 27, 2022)
Solo Tackles: 3, vs. Nebraska (Aug. 27, 2022)
Assisted Tackles: 1 (3x), last vs. Nebraska (Aug. 27, 2022)
Tackles for Loss: 1.0, vs. Southern Illinois (Sept. 17, 2022)
Forced Fumbles: 1, vs. Nebraska (Aug. 27, 2022)
Fumble Recoveries: 1 vs. Nebraska (Aug. 27, 2022)

#80 • DONNY NAVARRO III • WR

Receptions: 5 (2x), last vs. Miami OH (Sept. 24, 2022)
Receiving Yards: 58, at Nebraska (Nov. 21, 2020)
Receiving Touchdowns: 1 (4x), last vs. Duke (Sept. 10, 2022)
Long Reception: 25, at Nebraska (Nov. 21, 2020)

#87 • THOMAS GORDON • TE

Receptions: 5, vs. Duke (Sept. 10, 2022)
Receiving Yards: 78, vs. Duke (Sept. 10, 2022)
Long Reception: 26, vs. Duke (Sept. 10, 2022)

#88 • MARSHALL LANG • TE

Receptions: 3 (3x), last vs. Miami OH (Sept. 24, 2022)
Receiving Yards: 39, vs. Miami OH (Sept. 24, 2022)
Long Reception: 23, vs. Miami OH (Sept. 24, 2022)

#89 • CHARLIE MANGIERI • TE

Receptions: (2x), vs. Michigan State (Sept. 3, 2021)
Receiving Yards: 31, vs. Michigan State (Sept. 3, 2021)
Long Reception: 25, vs. Michigan State (Sept. 3, 2021)
Touchdowns: 1(2x), vs. Illinois (Dec. 12, 2020)

#90 • TAISHAN HOLMES • DL

Total Tackles: 5, at Florida State (Oct. 23, 2021)
Solo Tackles: 2 (2x), last vs. Nebraska (Aug. 27, 2022)
Assisted Tackles: 4, at Florida State (Oct. 23, 2021)
Tackles for Loss: 1.0 at Georgia Southern (Oct. 17, 2020)

#91 • AIDAN HUBBARD • DL

Total Tackles: 2 (3x), last vs. Miami OH (Sept. 24, 2022)
Solo Tackles: 1 (2x), last vs. Southern Illinois (Sept. 17, 2022)
Assisted Tackles: 1 (2x), last vs. Southern Illinois (Sept. 17, 2022)
Sacks: 1.0, vs. Southern Illinois (Sept. 17, 2022)
Tackles for Loss: 1.0, vs. Southern Illinois (Sept. 17, 2022)

#94 • JASON GOLD, JR. • DL

Total Tackles: 3, at Indiana (Nov. 2, 2019)
Solo Tackles: 2 (3x), last at Wisconsin (Nov. 13, 2021)
Assisted Tackles: 1 (5x), last at Wisconsin (Nov. 13, 2021)
Tackles for Loss: 1.0 (3x), last vs. Maryland (Oct. 23, 2020)

#95 • NAJEE STORY • DL

Total Tackles: 3, vs. Southern Illinois (Sept. 17, 2022)
Solo Tackles: 2, vs. Southern Illinois (Sept. 17, 2022)
Assisted Tackles: 1 (2x), last vs. Miami OH (Sept. 24, 2022)
Tackles for Loss: 1.0, vs. Southern Illinois (Sept. 17, 2022)

#97 • SEAN MCLAUGHLIN • DL

Total Tackles: 5, vs. Southern Illinois (Sept. 17, 2022)
Solo Tackles: 3 (2x), last vs. Southern Illinois (Sept. 17, 2022)
Assisted Tackles: 2 (2x), last vs. Southern Illinois (Sept. 17, 2022)
Tackles for Loss: 1.0 (2x), last vs. Southern Illinois (Sept. 17, 2022)
Pass Breakups: 1, vs. Miami OH (Sept. 24, 2022)

#99 • ADETOMIWA ADEBAWORE • DL

Total Tackles: 7 (2x), last vs. Duke (Sept. 10, 2022)
Solo Tackles: 7, vs. Rutgers (Oct. 16, 2021)
Assisted Tackles: 3, at Nebraska (Oct. 2, 2021)
Tackles for Loss: 4.0, vs. Rutgers (Oct. 16, 2021)
Sacks: 1.5, vs. Indiana State (Sept. 11, 2021)
Interceptions: 1, at Duke (Sept. 18, 2021)
Pass Breakups: 2, at Duke (Sept. 18, 2021)
Forced Fumbles: 1 (3x), last vs. Duke (Sept. 10, 2022)

LAST TIME IT HAPPENED

TEAM

NORTHWESTERN WILDCATS

Scored 60+ Points
 Scored 50-59 Points
 Scored 40-49 Points
 Rushed for 200-299 yards
 Rushed for 300-399 yards
 Rushed for 400+ yards
 Passed for 400+ yards
 Had 500-599 yards of total offense
 Had 600+ yards of total offense
 Won a game on final play (regulation)
 Recorded a safety
 Recorded a shutout
 Played No. 1-ranked team
 Beat No. 1-ranked team
 Beat a Top-10 team
 Beat a ranked team
 Beat two ranked teams in a row

Ranked by AP (media)
 Ranked by USA Today (coaches)
 Ranked in College Football Playoff
 Ranked No. 1 by AP
 Sellout at home
 Had consecutive sellouts

NU 61, Illinois 23 (11-18-00)
 NU 54, Michigan State 40 (10-15-16)
 NU 43, Maryland 3 (10-24-20)
 214 vs. Nebraska (8-27-22)
 373 vs. Ohio (9-25-21)
 411 vs. Illinois (12-12-20)
 435 vs. Duke (9-10-22)
 511 vs. Duke (9-10-22)
 678 vs. Bowling Green (9-16-17)
 vs. Michigan State, 47-yd FG (9-29-01)
 vs. Minnesota (11-23-19)
 NU 39, Minnesota 0 (11-18-17)
 #1 Ohio State 54, NU 10 (11-11-06)
 #3 NU 6, #1 Minnesota 0 (10-31-1936)
 NU 17, #10 Wisconsin 7 (11-21-20)
 NU 17, #10 Wisconsin 7 (11-21-20)
 NU 47, #7 Wisconsin 44 (9-23-00)
 NU 37, #18 Michigan State 17 (9-30-00)
 No. 10 (Jan. 12, 2021)
 No. 10 (Jan. 12, 2021)
 No. 14 (Dec. 20, 2020)
 1962
 47,330, vs. Ohio State (10-18-19)
 Four straight from Sept. 29-Nov. 3, 2018
 (vs. Michigan, vs. Nebraska, vs. Wisconsin, vs. Notre Dame)

OPPONENTS

Wisconsin 70, NU 23 (11-27-10)
 Nebraska 56, NU 7 (10-2-21)
 Illinois 47, NU 14 (11-27-21)
 Miami (OH) - 216 (9-24-22)
 Minnesota - 308 (10-30-21)
 Nebraska - 427 (10-2-21)
 Purdue - 423 (11-20-21)
 Duke - 569 (9-18-21)
 Nebraska - 657 (10-2-21)
 Nebraska, 24-yd FG (10-5-19)
 Rutgers (10-20-18)
 #18 Michigan 38, #13 NU 0 (10-10-15)
 Wisconsin 37, #1 NU 6 (11-10-62)
 Wisconsin 37, #1 NU 6 (11-10-62)

INDIVIDUAL

Returned kickoff for a TD
 Returned punt for a TD
 Returned INT for a TD
 Returned fumble for TD
 Blocked an extra point
 Blocked a FG attempt
 Blocked a punt
 Rushed for 3 or more TDs
 Rushed for 100 yards
 Two players rushed for 100 yards

Rushed for 200 yards
 Rushed for 300 yards
 Completed 20-29 passes
 Completed 30+ passes
 Passed for 3+ TDs
 Passed for 300-399 yards
 Passed for 400-499 yards
 Passed for 500+ yards
 Scored 3 TDs in a game
 Scored 4+ TDs in a game
 2-point conversion
 Caught 10+ passes
 100-199 yards receiving
 200+ yards receiving
 Two players 100 receiving yards

Score 2 TDs Receiving
 Scored 3+ TDs receiving
 Kicked 3 FGs in one game
 Kicked 4 FGs in one game
 Kicked 5 FGs in one game
 Kicked a 50-yard FG
 Kicked a 70-79 yard punt
 Kicked an 80-89-yard punt
 Intercepted 2 passes
 Intercepted 3 passes
 Recovered 2+ fumbles
 Recorded 100+ kickoff return yards
 Recorded 50+ punt return yards
 Recorded 100+ punt return yards
 Recorded 20+ tackles

Solmon Vault (95) at Michigan State (10-15-16)
 Tony Jones (64) at Purdue (11-22-14)
 Kyle Queiro (26) vs. Kentucky (12-29-17)
 AJ Hampton (49) at Wisconsin (11-13-21)
 Dean Lowry vs. Ball State (9-26-15)
 Sean McLaughlin vs. Miami (OH) (9-24-22)
 Ray Niro III vs. Iowa (11-6-21)
 Evan Hull (4) vs. UMass (11-16-19)
 Evan Hull (124) vs. Southern Illinois (9-17-22)
 Evan Hull (149) vs. Illinois (12-12-20)
 Cam Porter (142) vs. Illinois (12-12-20)
 Evan Hull (216) vs. Ohio (9-25-21)
 Mike Adamle (316), vs. Wisconsin (1969)
 Ryan Hilinski (24) vs. Miami (OH) (9-24-22)
 Ryan Hilinski (36) vs. Duke (9-10-22)
 Hunter Johnson (3) vs. Michigan State (9-3-21)
 Ryan Hilinski (314) vs. Nebraska (8-27-22)
 Ryan Hilinski (435) vs. Duke (9-10-22)
 Mike Kafka (532) vs. Auburn (1-1-10)
 Andrew Marty (2 passing, 1 rushing) at Duke (9-18-21)
 Peyton Ramsey (3 passing, 1 rushing) vs. Auburn (1-1-21)
 Stephon Robinson Jr. (rush) vs. Ohio (9-25-21)
 Evan Hull (14) vs. Duke (9-10-22)
 Stephon Robinson Jr. (115) vs. Rutgers (10-16-21)
 Evan Hull (213) vs. Duke (9-10-22)
 Christian Jones (182) at Illinois (11-30-13)
 Rashad Lawrence (112) at Illinois (11-30-13)
 Trey Pugh (2) vs. Michigan State (9-3-21)
 Ramaud Chiaokhiao-Bowman (3) at Purdue (11-14-20)
 Charlie Kuhbender (3) vs. Maryland (10-24-20)
 Jack Mitchell (4) at Notre Dame (11-15-14)
 Jeff Budzien (5) vs. Boston College (9-5-12)
 David Wasielewski (51) at Air Force (8-31-02)
 Jake Collins (70) vs. Rutgers (10-21-18)
 Hunter Niswander (80) vs. Iowa (10-21-17)
 Brandon Joseph vs. Wisconsin (11-21-20)
 Godwin Igwebuike (3) vs. Wisconsin (10-14-14)
 Jimmy Hall (2) at Notre Dame (11-15-14)
 Riley Lees (106) vs. Minnesota (11-23-19)
 Brandon Joseph (111) vs. Indiana State (9-11-21)
 Brandon Joseph vs. Indiana State (9-11-21)
 Tim McGarigle (21, 11-10) vs. Michigan (10-29-05)

Jehu Chesson (96), Michigan (10-10-15)
 Ben Niemann (1), Iowa (11-1-14)
 Noah Burns (68), Wisconsin (9-28-19)
 Justin Walley (25), Minnesota (10-30-21)
 Andrew Stelter, Minnesota (11-18-17)
 George Karlaftis, Purdue (11-20-21)
 Caiden Woullard, Miami (OH) (9-24-22)
 Braelon Allen (3), Wisconsin (11-13-21)
 Keyon Mozee (171), Miami (OH) (9-24-22)
 Mar'Keise Irving (110), Minnesota (10-30-21)
 Ky Thomas (106), Minnesota (10-30-21)
 Kenneth Walker III (264), Michigan State (9-3-21)
 Trey Sermon (331), Ohio State (12-19-20)
 Casey Thompson (25), Nebraska (8-27-22)
 Gunnar Holmberg (31), Duke (9-18-21)
 Nic Baker (3), Southern Illinois (9-17-22)
 Casey Thompson (355), Nebraska (8-27-22)
 Aidan O'Connell (423), Purdue (11-20-21)
 -
 Milton Wright (3), Aidan O'Connell (3), Purdue (11-20-21)
 Adrian Martinez (3 rushing, 1 passing), Nebraska (10-2-21)
 Adrian Martinez (rush), Nebraska (10-13-18)
 David Bell (12), Purdue (11-20-21)
 Jalon Calhoun (108) and Eli Pancol (106), Duke (9-8-22)
 Milton Wright (213), Purdue (11-20-21)
 Jalon Calhoun (108) Duke (9-8-22)
 Eli Pancol (106), Duke (9-8-22)
 Chris Olave (2), Ohio State (10-18-19)
 Milton Wright (3), Purdue (11-20-21)
 Charlie Ham (3), Duke (9-18-21)
 James McCourt (4), Illinois (11-27-21)
 -
 Charlie Ham (50), Duke (9-18-21)
 Adam Korsak (79), Rutgers (10-20-18)
 William Przystup (84), Nebraska (10-2-21)
 Dane Belton, Iowa (11-6-21)
 Mike Rose (3), Purdue (9-27-97)
 Ben Frye (2), Duke (9-18-21)
 De'Montre Tuggle (123), Ohio (9-25-21)
 Donny Navarro III (66), Illinois (11-27-21)
 Chad Owens (104), Hawaii (11-27-04)
 Blake Cashman (8-12), Minnesota (11-17-18)

NORTHWESTERN FOOTBALL

2021 ROSTER

No.	Name	Pos.	Ht.	Wt.	Yr.	Hometown / High School
0	Coco Azema	DB	5-11	185	Jr.	Cypress, Texas / Langham Creek
0	Cole Freeman	QB	6-0	205	So.	Summit, New Jersey / Delbarton
1	Raymond Niro III	WR	5-10	190	Sr.	Barrington, Illinois / Barrington
2	Cameron Mitchell	DB	6-0	195	Jr.	Bolingbrook, Illinois / Bolingbrook
3	Ryan Hlinski	QB	6-3	225	Jr.	Orange, California / Orange Lutheran
3	Jaheem Joseph	DB	5-10	190	Jr.	Miami Gardens, Florida / Monsignor Edward Pace
4	Wendell Davis Jr.	LB	6-2	240	R-Jr.	Richmond, Virginia / Benedictine College Prep
4	Cam Porter	RB	5-10	220	Jr.	Cincinnati, Ohio / LaSalle
5	Jacob Gill	WR	6-0	190	So.	Raleigh, North Carolina / Cardinal Gibbons
6	Malik Washington	WR	5-9	192	Sr.	Lawrenceville, Georgia / Parkview
7	Ore Adeyi	DB	5-11	190	So.	Mansfield, Texas / Mansfield Legacy
7	Anthony Tyus III	RB	6-1	225	So.	Portage, Michigan / Portage Northern
8	Wayne Dennis Jr.	WR	6-3	200	Jr.	Tampa, Florida / Armwood
8	Ryan Johnson	DL	6-4	280	Gr.	Axis, Alabama / St. Paul's Episcopal
9	Jeremiah Lewis	DB	6-1	190	R-Sr.	Lewisville, Texas / Prestonwood Christian
9	Carl Richardson	QB	6-4	207	Jr.	Salinas, California / Salinas
10	Theran Johnson	DB	6-0	170	So.	Indianapolis, Indiana / North Central
10	Brendan Sullivan	QB	6-3	212	So.	Davison, Michigan / Davison
11	Andrew Clair	RB	5-11	202	Gr.	St. Louis, Missouri / St. Louis University
11	A.J. Hampton Jr.	DB	5-11	180	Sr.	Warren, Arkansas / Paul R Wharton
12	Jack Lausch	QB	6-2	190	Fy.	Chicago, Illinois / Brother Rice
12	Nigel Williams	DB	6-1	192	Jr.	Richmond, Virginia / Collegiate School
13	Preston Bacon	WR	6-2	195	Jr.	Oak Hill, Va. / The Potomac School
13	Garnett Hollis, Jr.	DB	6-2	202	Jr.	Nashville, Tennessee / Battle Ground Academy
14	Donnie Gray	WR	6-0	190	So.	New Haven, Connecticut / Deerfield Academy
15	Calvin Johnson II	WR	6-0	180	So.	French Camp, Mississippi / French Camp Academy
17	Bryce Kirtz	WR	6-0	180	Jr.	Brownburg, Indiana / Brownsburg
18	Genson Hooper Price	WR	6-5	215	Jr.	Houston, Texas / St. John's
18	Garner Wallace	DB	6-4	205	So.	Pickerington, Ohio / Pickerington Central
19	Reggie Fleurima	WR	6-2	205	Fy.	Naperville, Illinois / Naperville Central High
20	Trent Carrington	DB	6-1	190	Gr.	Fayetteville, Georgia / Fayette County
20	Joseph Himon II	RB	5-9	180	Fy.	Little Rock, Arkansas / Pulaski Academy
21	Tyler Haskins	DB	5-11	200	Jr.	Stafford, Virginia / Mountain View
22	Connor Newhouse	RB	5-11	195	Jr.	Prospect, Kentucky / North Oldham
22	Evan Smith	DB	5-10	173	Fy.	Birmingham, Alabama / Oak Mountain
23	Devin Turner	DB	6-1	190	Fy.	Little Elm, Texas / Lone Star
24	Rod Heard II	DB	5-11	185	Jr.	Farmington, Michigan / Farmington Hills Harrison
26	Evan Hull	RB	5-11	210	Jr.	Maple Grove, Minnesota / Maple Grove
27	Jack Oyola	DB	5-11	190	Fy.	Alpharetta, Georgia / Alpharetta
28	Braden Turner	DB	5-11	185	Fy.	Mobile, Alabama / McGill-Toolen Catholic
29	Marcus Cisco	RB	5-9	197	Jr.	Byron Center, Michigan / Byron Center
31	Jake Arthurs	RB	5-9	195	Jr.	Wheaton, Illinois / Wheaton-Warrenville South
31	Robert Fitzgerald	DB	6-0	200	Fy.	Dallas, Texas / Jesuit College Prep
32	Bryce Gallagher	LB	6-2	240	Jr.	Raynham, Massachusetts / St. Sebastian's
33	Braydon Brus	LB	6-1	215	Fy.	Glendora, California / Glendora
34	Xander Mueller	LB	6-3	235	Jr.	Wheaton, Illinois / Wheaton North
35	Kenny Soares Jr.	LB	6-3	220	Fy.	Trumbull, Connecticut / Avon Old Farms
36	Declan Carr	LB	6-1	226	Gr.	Frankfort, Illinois / Lincoln-Way East
37	Mac Uihlein	LB	6-1	215	So.	Lake Forest, Illinois / Lake Forest
38	Joe DeHaan	DB	6-0	198	Jr.	Tinley Park, Illinois / Andrew
39	Albert Kunickis III	RB	6-3	220	Fy.	Lemont, Illinois / Lemont
40	Jason Reynolds II	LB	6-2	215	Fy.	McDonough, Georgia / Eagles Landing Christian
41	Jaylen Pate	DL	6-3	255	Gr.	Chicago, Illinois / Lane Tech
42	Anto Saka	DL	6-4	230	Fy.	Phoenix, Maryland / Loyola Blakefield
43	Will Halkyard	LS	6-3	200	Jr.	Glen Ellyn, Illinois / Glenbard West
44	Khalid Jones	LB	6-1	230	Sr.	Greenville, South Carolina / Byrnes
45	Cullen Coleman	LB	6-3	240	Jr.	Port Chester, New York / Rye Country Day
46	Devin O'Rourke	DL	6-6	265	Sr.	Mokena, Illinois / Lincoln Way East
47	Luke Akers	P	6-1	180	Jr.	Nashville, Tennessee / Ravenwood
48	Owen Bergin	LB	5-10	210	Jr.	Bloomfield Hills, Michigan / Detroit Country Day
49	Jacob Tabibian	K	5-9	185	So.	Lafayette, California / Campolindo
50	P.J. Spencer	DL	6-2	275	Jr.	Prairie Village, Kansas / Shawnee Mission East
51	Miles Crutchley	LB	6-1	220	Fy.	Scottsdale, Arizona / Saguaro
52	Jordan Butler	DL	6-2	316	Jr.	North Las Vegas, Nevada / IMG Academy (Fla.)
53	Jaiden Cameron	DL	6-3	245	Jr.	Clayton, Ohio / Northmont
54	Henrik Barndt	DL	6-5	285	R-Sr.	Arvada, Colorado / Ralston Valley
55	Conrad Rowley	OL	6-4	308	Sr.	Independence, Missouri / Blue Springs
56	Josh Thompson	OL	6-5	310	So.	Fenton, Michigan / Fenton
57	Greyson Metz	LB	6-3	216	Jr.	Glen Ellyn, Illinois / Glenbard West
58	Peyton Warford	DL	6-3	220	Fy.	Woodside, California / Saint Francis
60	Carmine Bastone	DL	6-2	266	So.	St. Charles, Illinois / St. Charles North
62	Max Skidmore	OL	6-7	270	Jr.	Spokane Valley, Washington / University
63	Dom D'Antonio	OL	6-4	290	Jr.	Woodstock, Georgia / Etowah
65	Jackson Carsello	OL	6-4	270	So.	Northbrook, Illinois / Glenbrook North
66	Braeden Edwards	OL	6-6	280	So.	West Des Moines, Iowa / Valley
68	Josh Priebe	OL	6-5	308	Jr.	Niles, Michigan / Edwardsburg
69	Charlie Schmidt	OL	6-4	308	Sr.	Libertyville, Illinois / Libertyville

71	Ben Wrather	OL	6-6	310	Jr.	Powell, Ohio / Olentangy Liberty
72	Caleb Tiernan	OL	6-7	315	So.	Livonia, Michigan / Detroit Country Day
73	Deuce McGuire	OL	6-5	300	Fy.	Chicago, Illinois / Marist
74	Nick Herzog	OL	6-4	270	Fy.	Stilwell, Kansas / Blue Valley
75	Vincent Picozzi	OL	6-4	310	Gr.	Collegetown, Pennsylvania / Lansdale Catholic
76	Ethan Wiederkehr	OL	6-5	295	Gr.	Wading River, New York / Shoreham-Wading River
77	Peter Skoronski	OL	6-4	315	Jr.	Park Ridge, Illinois / Maine South
78	Luka Trifunovic	OL	6-4	293	Jr.	Carlsbad, California / La Costa Canyon
79	Zachary Franks	OL	6-6	305	Jr.	Baltimore, Maryland / The Gilman School
80	Donny Navarro III	WR	5-11	185	Sr.	Naperville, Illinois / Neuqua Valley
81	Chris Petrucci	TE	6-4	210	Fy.	Park Ridge, Illinois / Maine South
82	Jasper Stratton	WR	6-0	180	So.	Los Angeles, California / Winward
83	Blake Van Buren	TE	6-4	210	Fy.	Middleton, Wisconsin / Middleton
84	Hunter Welcing	TE	6-3	242	Jr.	Deer Park, Illinois / Lake Zurich
85	Jack Kennedy	WR	6-0	201	Jr.	Cleveland Heights, Ohio / St. Ignatius
86	Lawson Albright	TE	6-5	225	So.	Greensboro, North Carolina / Grimsley
87	Thomas Gordon	TE	6-5	240	Jr.	Houston, Texas / Strake Jesuit College Prep
88	Marshall Lang	TE	6-4	235	Jr.	Cincinnati, Ohio / St. Xavier
89	Charlie Mangieri	TE	6-4	250	Gr.	Peoria, Illinois / Dunlap
90	Taishan Holmes	DL	6-3		Sr.	Tappahannock, Virginia / Essex
90	Adam Stage	K	5-11	195	Gr.	Appleton, Wisc. / Kimberly
91	Aidan Hubbard	DL	6-4	235	So.	Cleveland, Ohio / St. Ignatius
92	Jack Olsen	K	5-11	190	Jr.	Wheaton, Illinois / Wheaton-Warrenville
93	Brendan Flakes	DL	6-4	260	Fy.	Winter Garden, Florida / West Orange
94	Jason Gold Jr.	DL	6-3	285	Sr.	League City, Texas / Clear Springs
95	Najee Story	DL	6-4	250	So.	Solon, Ohio / Solon
96	Austin Firestone	DL	6-5	260	Fy.	Niceville, Florida / Niceville
97	Sean McLaughlin	DL	6-6	275	Jr.	Frankfort, Illinois / Lincoln-Way East
98	Duke Olges	DL	6-4	260	Jr.	Winnetka, Illinois / New Trier
99	Adetomiwa Adebawore	DL	6-2	280	Sr.	Kansas City, Missouri / North Kansas City
99	Hunter Renner	P	6-2	207	Jr.	Mishawaka, Indiana / Marian

COACHING STAFF	Position	Season at Northwestern
Pat Fitzgerald	Dan and Susan Jones Family Head Football Coach	17th
Matt MacPherson	Assistant Head Coach (Defensive Backs)	17th
Jim O'Neil	Defensive Coordinator	2nd
Mike Bajakian	Offensive Coordinator / Quarterbacks	3rd
Jeff Genyk	Special Teams Coordinator / Tight Ends	15th
Kurt Anderson	Assistant Coach / Offensive Line	4th
Lou Ayeni	Assistant Coach / Running Backs / Recruiting Coordinator	5th
Marty Long	Assistant Coach / Defensive Line	15th
Tim McGarigle	Assistant Coach / Linebackers	5th
Dennis Springer	Assistant Coach / Wide Receivers	12th
Ryan Smith	Assistant Coach / Cornerbacks	14th

PRONUNCIATION GUIDE

ADEATOMIWA ADEBAWORE.....	(add-E-TOMMY-wah add-E-BAR-eh)
ORE ADEYI.....	(or-E ah-DYE-e)
Coco AZEMA.....	(AH-zah-mah)
Carmin BASTONE.....	(bah-stone)
Owen BERGIN.....	(BURRG-in)
Dom D'ANTONIO.....	(DAN-tonio)
GENSEN Hooper Price.....	(JEN-sin)
THERAN Johnson.....	(th-AIR-in)
KHALID Jones.....	(KA-lid)
XANDER Mueller.....	(ZAN-der)
Raymond NIRO III.....	(NYE-row)
Duke OLGES.....	(OHL-jiz)
Josh PRIEBE.....	(PREEB)
Peter SKORONSKI.....	(SKO-ron-ski)
NAJEE Story.....	(NAH-jeee)
Jacob TABIBIAN.....	(TAH-bib-ian)
Luka TRIFUNOVIC.....	(tree-FOON-o-vick)
Mac UIHLEIN.....	(U-line)
Ethan WIEDERKEHR.....	(WEE-dur-kerr)

THE FITZ FILES



Pat Fitzgerald is Northwestern football. A member of the College Football Hall of Fame for his dominance as a player for the Wildcats in the 90s, Fitzgerald has made his biggest impact on the program over the last 15-plus years as its head coach. Fitzgerald was the consensus Big Ten Coach of the Year in 2018 as well as the 2020 Bobby Dodd National Coach of the Year. The fifth-longest tenured coach in the FBS, Fitzgerald earned his 100th-win in the Wildcats' 2020 season opener and signed a 10-year contract extension in January 2021 that secures the program's leadership through the 2030 season. A native of Orland Park, Ill. in Chicago's southwest suburbs, Fitzgerald graduated from Carl Sandburg High School in 1993 where he starred as a linebacker for the Eagles' football team before heading north to Evanston, first as a player, then as a coach. Characterized by his motivational skills, enthusiasm and passion for all things Northwestern, Fitzgerald has shaped Chicago's Big Ten Team into one that consistently achieves excellence in all three phases of the student-athlete experience: academics, athletics and community outreach. Fitzgerald resides in Northfield with his wife, Stacy, and three sons, Jack, born in November 2004, Ryan, born in September 2006, and Brendan, born in February 2009.

COACHING EXPERIENCE

Year	School	Position
1998	Maryland	Defensive Graduate Assistant
1999	Colorado	Defensive Graduate Assistant
2000	Idaho	Linebackers/Special Teams
2001	Northwestern	Defensive Backs
2002-03	Northwestern	Linebackers
2004-05	Northwestern	Linebackers/Recruiting Coordinator
2006-Present	Northwestern	Head Coach

HEAD COACHING RECORD YEAR-BY-YEAR

Year	School	Record	Big Ten	Postseason
2006	Northwestern	4-8	2-6	n/a
2007	Northwestern	6-6	3-5	n/a
2008	Northwestern	9-4	5-3	Valero Alamo Bowl
2009	Northwestern	8-5	5-3	Outback Bowl
2010	Northwestern	7-6	3-5	TicketCity Bowl
2011	Northwestern	6-7	3-5	Meineke Car Care Bowl of Texas
2012	Northwestern	10-3	5-3	TaxSlayer.com Gator Bowl Champions
2013	Northwestern	5-7	1-7	n/a
2014	Northwestern	5-7	3-5	n/a
2015	Northwestern	10-3	6-2	Outback Bowl
2016	Northwestern	7-6	5-4	New Era Pinstripe Bowl Champions
2017	Northwestern	10-3	7-2	Music City Bowl Champions
2018	Northwestern	9-5	8-1	Holiday Bowl Champions
2019	Northwestern	3-9	1-8	n/a
2020	Northwestern	7-2	6-1	VRBO Citrus Bowl Champions
2021	Northwestern	3-9	1-8	n/a
2022	Northwestern	1-3	1-0	--
Totals 17 years		110-93	65-68	10 Bowl Games

377	24	1.8	1.9
Yards allowed per game	Points allowed per game	Turnovers forced per game	Sacks per game

AVERAGE FITZGERALD DEFENSE

Pat Fitzgerald-coached defenses have finished in the top 25 in the nation in scoring defense four times and top 30 six times.

Top scoring defenses under Fitzgerald

Year	Points Allowed		
	Per Game	Big Ten Rank	National Rank
2020	15.9	1st	5th
2015	18.6	4th	12th
2017	20.1	7th	20th
2008	20.2	4th	27th
2016	22.2	6th	24th
2012	22.5	5th	29th

HARDWARE SHOP

Pat Fitzgerald bowl game wins:

2013 TaxSlayer.com Gator Bowl	Mississippi State	34-20
2016 New Era Pinstripe Bowl	Pitt	31-24
2017 Music City Bowl	Kentucky	24-23
2018 Holiday Bowl	Utah	31-20
2021 VRBO Citrus Bowl	Auburn	35-19

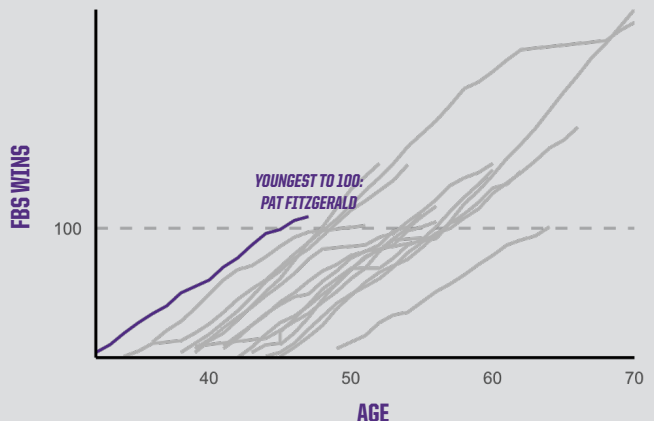
- » Pat Fitzgerald won five out of the six bowl game wins in Northwestern history
- » He has coached in the postseason in 10 of his 16 seasons as head coach
- » Fitzgerald's 10 bowl game appearances are tied for second among active Big Ten head coaches and his five bowl game wins are tied for third.
- » Northwestern's redshirt senior class in 2020 went 4-0 in bowl games, won two Big Ten West Division titles and claimed the Land of Lincoln Trophy 5 times.
- » Fitzgerald coached Northwestern to Big Ten West titles in 2018 and 2020
- » He is tied for the 2nd most Big Ten Championship Game appearances among active Big Ten coaches and tied for the 4th most appearances overall.

100-WIN CLUB

Pat Fitzgerald won his 100th game as head coach on Oct. 24, 2020 with a 43-3 win over Maryland in the season opener.

- » Fitzgerald is one of 15 active FBS coaches with 100 or more wins in FBS.
- » Of those 15 coaches, Fitzgerald was the youngest to reach that mark at 45 years, 10 months and 22 days. The next closest was Dabo Swinney (Clemson) who won his 100th game at 48 years and five days.
- » His 109 wins in FBS rank second in the Big Ten and 11th in the nation.
- » Fitzgerald is the first NU coach to reach both 50 and 100 career wins at Northwestern
- » At 47 years old, Fitzgerald is still the fourth youngest head coach in the Big Ten.

ACTIVE COACHES WITH 100+ WINS IN FBS





2022-23 Northwestern Football
Game Results
All games

Team Results

	Date	Opponent		Score	Overall	Conf	Time	Attend
*	08/27/2022	vs Nebraska	W	31-28	1-0	1-0	3:39	42699
	09/10/2022	Duke	L	23-31	1-1	1-0	3:25	24622
	09/17/2022	Southern Ill.	L	24-31	1-2	1-0	3:30	23146
	09/24/2022	Miami (OH)	L	14-17	1-3	1-0	3:18	23773



**2022-23 Northwestern Football
Team Game-by-Game
All games**

Date	Opponent	Rushing				Receiving				Passing				Kick Returns				Punt Returns				tot off		
		no.	yds	td	lg	no.	yds	td	lg	cmp	att	int	yds	td	lg	no.	yds	td	lg	no.	yds		td	lg
08/27/2022	vs Nebraska	47	214	2	21	27	314	2	41	27	38	0	314	2	41	1	18	0	18	0	0	0	0	528
09/10/2022	Duke	34	76	1	12	36	435	2	39	36	60	1	435	2	39	0	0	0	0	2	10	0	5	511
09/17/2022	Southern Ill.	44	167	2	22	27	213	1	32	27	43	2	213	1	32	1	25	0	25	0	0	0	0	380
09/24/2022	Miami (OH)	31	107	2	27	26	257	0	29	26	44	0	257	0	29	0	0	0	0	1	0	0	0	364
Northwestern		156	564	7	27	116	1219	5	41	116	185	3	1219	5	41	2	43	0	25	3	10	0	5	1783
Opponents		145	643	8	66	70	918	6	81	70	122	4	918	6	81	10	193	0	25	2	2	0	7	1561

Northwestern Averages

Games	Avg/ rush	Avg/ catch	Pass effic	KR avg	PR avg	All purpose avg/game	Total offense avg/game
4	3.6	10.5	123.7	21.5	3.3	467.3	445.8

Date	Opponent	Tackles				Sacks	Fumble	Pass Defense			blkd	PAT attempts			off			
		ua	a	total	tfl-yds	no-yds	ff	fr-yds	int-yds	qbh	brup	kick	kick	rush	rcv	saf	t/o	pts
08/27/2022	vs Nebraska	43	16	59	4.0-24	2-19	1	1-0	2-33	3	5	0	4-4	0	0	0	7	31
09/10/2022	Duke	35	22	57	1.0-8	1-8	1	0-0	1-0	1	6	0	2-2	0	0	0	0	23
09/17/2022	Southern Ill.	44	18	62	10.0-28	3-17	0	0-0	1-0	0	4	1	3-3	0	0	0	0	24
09/24/2022	Miami (OH)	42	12	54	6.0-37	3-28	1	0-0	0-0	1	5	1	2-2	0	0	0	0	14
Northwestern		164	68	232	21.0-97	9-72	3	1-0	4-33	5	20	2	11-11	0	0	0	7	92
Opponents		214	66	280	17.0-61	5-31	7	7-0	3-19	11	31	1	14-14	0	0	0	17	107

Date	Opponent	Punting								Field Goals			Kickoffs					
		no.	yds	avg	long	blkd	tb	fc	50+	i20	md-att	long	blkd	no.	yds	avg	tb	ob
08/27/2022	vs Nebraska	6	245	40.8	49	0	0	4	0	4	1-2	35	0	6	350	58.3	0	0
09/10/2022	Duke	2	90	45.0	52	0	0	0	1	1	1-2	34	0	5	277	55.4	0	0
09/17/2022	Southern Ill.	3	138	46.0	52	0	1	1	1	0	1-1	26	0	4	250	62.5	1	0
09/24/2022	Miami (OH)	7	237	33.9	48	1	0	2	0	3	0-0	0	0	3	195	65.0	3	0
Northwestern		18	710	39.4	52	1	1	7	2	8	3-5	35	0	18	1072	59.6	4	0
Opponents		21	970	46.2	59	0	2	8	6	8	3-9	45	2	20	1275	63.8	15	0



**2022-23 Northwestern Football
Opponents Game-by-Game
All games**

Date	Opponent	Rushing				Receiving				Passing				Kick Returns				Punt Returns				tot off		
		no.	yds	td	lg	no.	yds	td	lg	cmp	att	int	yds	td	lg	no.	yds	td	lg	no.	yds		td	lg
08/27/2022	vs Nebraska	31	110	3	46	25	355	1	58	25	42	2	355	1	58	3	62	0	25	0	0	0	0	465
09/10/2022	Duke	35	221	3	42	13	240	1	81	13	24	1	240	1	81	4	74	0	21	1	-11	0	0	461
09/17/2022	Southern Ill.	35	96	1	20	25	261	3	57	25	37	1	261	3	57	3	57	0	22	0	0	0	0	357
09/24/2022	Miami (OH)	44	216	1	66	7	62	1	13	7	19	0	62	1	13	0	0	0	0	1	13	0	7	278
Opponents		145	643	8	66	70	918	6	81	70	122	4	918	6	81	10	193	0	25	2	2	0	7	1561
Northwestern		156	564	7	27	116	1219	5	41	116	185	3	1219	5	41	2	43	0	25	3	10	0	5	1783

Opponents Averages

Games	Avg/ rush	Avg/ catch	Pass effic	KR avg	PR avg	All purpose avg/game	Total offense avg/game
4	4.4	13.1	130.3	19.3	1.0	443.8	390.3

Date	Opponent	Tackles			Sacks	Fumble	Pass Defense			blkd	PAT attempts			off				
		ua	a	total	tfl-yds	no-yds	ff	fr-yds	int-yds	qbh	brup	kick	kick	rush	rcv	saf	t/o	pts
08/27/2022	vs Nebraska	43	40	83	2.0-4	0-0	1	1-0	0-0	1	4	0	4-4	0	0	0	7	28
09/10/2022	Duke	58	18	76	7.0-27	2-9	2	2-0	1-0	5	14	0	4-4	0	0	0	3	31
09/17/2022	Southern Ill.	63	6	69	6.0-26	3-22	2	2-0	2-19	2	5	0	4-4	0	0	0	7	31
09/24/2022	Miami (OH)	50	2	52	2.0-4	0-0	2	2-0	0-0	3	8	1	2-2	0	0	0	0	17
Opponents		214	66	280	17.0-61	5-31	7	7-0	3-19	11	31	1	14-14	0	0	0	17	107
Northwestern		164	68	232	21.0-97	9-72	3	1-0	4-33	5	20	2	11-11	0	0	0	7	92

Date	Opponent	Punting								Field Goals			Kickoffs					
		no.	yds	avg	long	blkd	tb	fc	50+	i20	md-att	long	blkd	no.	yds	avg	tb	ob
08/27/2022	vs Nebraska	6	283	47.2	50	0	0	4	1	4	0-1	0	0	4	252	63.0	2	0
09/10/2022	Duke	4	188	47.0	53	0	1	1	1	0	1-2	18	0	6	387	64.5	5	0
09/17/2022	Southern Ill.	4	176	44.0	58	0	1	1	2	1	1-3	45	1	6	376	62.7	4	0
09/24/2022	Miami (OH)	7	323	46.1	59	0	0	2	2	3	1-3	36	1	4	260	65.0	4	0
Opponents		21	970	46.2	59	0	2	8	6	8	3-9	45	2	20	1275	63.8	15	0
Northwestern		18	710	39.4	52	1	1	7	2	8	3-5	35	0	18	1072	59.6	4	0



2022-23 Northwestern Football
Overall Team Statistics
All games

Team Statistics

	NU	OPP
Scoring	92	107
Points per game	23.0	26.8
Points Off Turnovers	7	17
First Downs	95	79
Rushing	30	33
Passing	58	36
Penalty	7	10
Rushing Yardage	564	643
Yards gained rushing	636	747
Yards lost rushing	72	104
Rushing attempts	156	145
Average per rush	3.6	4.4
Average per game	141.0	160.8
TDs Rushing	7	8
Passing Yardage	1219	918
Comp-Att-Int	116-185-3	70-122-4
Average per pass	6.6	7.5
Average per catch	10.5	13.1
Average per game	304.8	229.5
TDs Passing	5	6
Total offense	1783	1561
Total plays	341	267
Average per play	5.2	5.8
Average per game	445.8	390.3
Kick returns: #-Yards	2-43	10-193
Punt returns: #-Yards	3-10	2-2
Int returns: #-Yards	4-33	3-19
Kick return average	21.5	19.3
Punt return average	3.3	1.0
Int return average	8.3	6.3
Fumbles-Lost	9-7	3-1
Penalties-Yards	24-223	20-187
Average per game	55.8	46.8
Punts-Yards	18-710	21-970
Average per punt	39.4	46.2
Net punt average	38.6	43.8
Kickoffs-Yards	18-1072	20-1275
Average per kick	59.6	63.8
Net kick average	41.2	39.9
Time of possession / game	31:27	28:33
3rd-down conversion	25/68	23/57
3rd-down pct	37%	40%
4rd-down conversion	10/14	3/3



2022-23 Northwestern Football
Overall Team Statistics
All games

	NU	OPP
4rd-down pct	71%	100%
Sacks by-Yards	9-72	5-31
Misc Yards	0	0
Touchdowns scored	12	14
Field goals - attempts	3-5	3-9
On-Side kicks	0-0	0-0
Red-zone scores	(13-16) 81%	(12-15) 80%
Red-zone touchdowns	(10-16) 63%	(10-15) 67%
PAT-attempts	(11-11) 100%	(14-14) 100%
2-point conversion-attempts	(0-1) 0%	(0-0) 0%
Attendance	71541	0
Games / Avg per game	3/23847	0/0
Neutral site games	-	1/42699

Score by Periods

Team	1st	2nd	3rd	4th	OT	TOT
Northwestern	17	31	13	31	0	92
Opponents	21	35	17	34	0	107



2022-23 Northwestern Football
Overall Defense Statistics
All games

Team Defense

##	Player	gp	Tackles				tfl/yds	Sacks	Pass defense			Fumbles		blkd	
			ua	a	tot	no-yds		int-yds	brup	qbh	fr-yds	ff	kick	saf	
32	Bryce Gallagher	4	23	15	38	1-2	.	.	1	1	
9	Jeremiah Lewis	4	18	7	25	1-1	.	.	3	.	.	.	1	.	
34	Xander Mueller	4	16	8	24	2.5-6	.	2-0	
0	Coco Azema	3	16	4	20	2-11	1-10	
99	Adetomiwa Adebawore	4	14	3	17	3-14	2-12	.	1	1	.	1	.	.	
2	Cameron Mitchell	3	6	5	11	1-22	1-22	1-33	4	.	.	1	.	.	
13	Garnett Hollis Jr.	4	7	3	10	.	.	1-0	1	
3	Jaheem Joseph	2	7	2	9	.	.	.	1	
97	Sean McLaughlin	4	5	4	9	1-2	.	.	1	1	.	.	1	.	
95	Najee Story	4	5	3	8	2-7	1-6	.	.	1	
24	Rod Heard II	4	7	1	8	1-1	.	.	1	
46	Devin O'Rourke	4	5	3	8	1-2	1-2	.	1	
57	Greyson Metz	4	5	2	7	1-2	1-0	1	.	.	
90	Taishan Holmes	4	2	4	6	0.5-1	
91	Aidan Hubbard	4	4	2	6	1-3	1-3	.	.	1	
10	Theran Johnson	3	5	.	5	.	.	.	3	
18	Garner Wallace	4	3	1	4	
11	A.J. Hampton, Jr.	1	3	.	3	
8	Ryan Johnson	4	3	.	3	3-23	2-17	.	3	
41	Jaylen Pate	2	2	.	2	
37	Mac Uihlein	4	2	.	2	
12	Nigel Williams	3	2	.	2	
1	Raymond Niro III	4	2	.	2	
54	Henrik Barndt	1	.	1	1	
20	Trent Carrington	3	1	.	1	
68	Josh Priebe	4	1	.	1	
Totals		4	164	68	232	21-97	9-72	4-33	20	5	1-0	3	2	0	
Opponents		4	214	66	280	17-61	5-31	3-19	31	11	7-0	7	1	0	



2022-23 Northwestern Football
Team Game Highs
All games

Northwestern - Game Highs

RUSHES	47	vs Nebraska (N) (08/27/2022)
YARDS RUSHING	214	vs Nebraska (N) (08/27/2022)
YARDS PER RUSH	4.6	vs Nebraska (N) (08/27/2022)
TD RUSHES	2	Miami (OH) (09/24/2022)
	2	Southern Ill. (09/17/2022)
	2	vs Nebraska (N) (08/27/2022)
PASS ATTEMPTS	60	Duke (09/10/2022)
PASS COMPLETIONS	36	Duke (09/10/2022)
YARDS PASSING	435	Duke (09/10/2022)
YARDS PER PASS	8.3	vs Nebraska (N) (08/27/2022)
TD PASSES	2	Duke (09/10/2022)
	2	vs Nebraska (N) (08/27/2022)
TOTAL PLAYS	94	Duke (09/10/2022)
TOTAL OFFENSE	528	vs Nebraska (N) (08/27/2022)
YARDS PER PLAY	6.2	vs Nebraska (N) (08/27/2022)
POINTS	31	vs Nebraska (N) (08/27/2022)
SACKS BY	3	Miami (OH) (09/24/2022)
	3	Southern Ill. (09/17/2022)
FIRST DOWNS	29	Duke (09/10/2022)
PENALTIES	8	vs Nebraska (N) (08/27/2022)
PENALTY YARDS	65	vs Nebraska (N) (08/27/2022)
TURNOVERS	4	Southern Ill. (09/17/2022)
PUNTS	7	Miami (OH) (09/24/2022)
PUNTING AVG	46.0	Southern Ill. (09/17/2022)
LONG PUNT	52	Duke (09/10/2022)
	52	Southern Ill. (09/17/2022)
PUNTS INSIDE 20	4	vs Nebraska (N) (08/27/2022)
LONG PUNT RETURN	5	Duke (09/10/2022)



2022-23 Northwestern Football
Opponent Match Highs
All games

Opponent - Game Highs

RUSHES	44	Miami (OH) (09/24/2022)
YARDS RUSHING	221	Duke (09/10/2022)
YARDS PER RUSH	6.3	Duke (09/10/2022)
TD RUSHES	3	Duke (09/10/2022)
	3	vs Nebraska (N) (08/27/2022)
PASS ATTEMPTS	42	vs Nebraska (N) (08/27/2022)
PASS COMPLETIONS	25	Southern Ill. (09/17/2022)
	25	vs Nebraska (N) (08/27/2022)
YARDS PASSING	355	vs Nebraska (N) (08/27/2022)
YARDS PER PASS	10.0	Duke (09/10/2022)
TD PASSES	3	Southern Ill. (09/17/2022)
TOTAL PLAYS	73	vs Nebraska (N) (08/27/2022)
TOTAL OFFENSE	465	vs Nebraska (N) (08/27/2022)
YARDS PER PLAY	7.8	Duke (09/10/2022)
POINTS	31	Duke (09/10/2022)
	31	Southern Ill. (09/17/2022)
SACKS BY	3	Southern Ill. (09/17/2022)
FIRST DOWNS	23	vs Nebraska (N) (08/27/2022)
PENALTIES	8	Miami (OH) (09/24/2022)
PENALTY YARDS	85	Duke (09/10/2022)
TURNOVERS	3	vs Nebraska (N) (08/27/2022)
PUNTS	7	Miami (OH) (09/24/2022)
PUNTING AVG	47.2	vs Nebraska (N) (08/27/2022)
LONG PUNT	59	Miami (OH) (09/24/2022)
PUNTS INSIDE 20	4	vs Nebraska (N) (08/27/2022)
LONG PUNT RETURN	7	Miami (OH) (09/24/2022)



**2022-23 Northwestern Football
Individual Game Highs
All games**

Northwestern - Individual Game Highs

RUSHES	25	Evan Hull vs Southern Ill. (09/17/2022)
YARDS RUSHING	124	Evan Hull vs Southern Ill. (09/17/2022)
TD RUSHES	1	Cam Porter vs Miami (OH) (09/24/2022)
	1	Ryan Hilinski vs Miami (OH) (09/24/2022)
	1	Ryan Hilinski vs Southern Ill. (09/17/2022)
	1	Evan Hull vs Southern Ill. (09/17/2022)
	1	Evan Hull vs Duke (09/10/2022)
	1	Cam Porter vs Nebraska (N) (08/27/2022)
	1	Evan Hull vs Nebraska (N) (08/27/2022)
LONG RUSH	27	Cam Porter vs Miami (OH) (09/24/2022)
PASS ATTEMPTS	60	Ryan Hilinski vs Duke (09/10/2022)
PASS COMPLETIONS	36	Ryan Hilinski vs Duke (09/10/2022)
YARDS PASSING	435	Ryan Hilinski vs Duke (09/10/2022)
TD PASSES	2	Ryan Hilinski vs Duke (09/10/2022)
	2	Ryan Hilinski vs Nebraska (N) (08/27/2022)
LONG PASS	41	Ryan Hilinski vs Nebraska (N) (08/27/2022)
RECEPTIONS	14	Evan Hull vs Duke (09/10/2022)
YARDS RECEIVING	213	Evan Hull vs Duke (09/10/2022)
TD RECEPTIONS	1	Malik Washington vs Southern Ill. (09/17/2022)
	1	Evan Hull vs Duke (09/10/2022)
	1	Donny Navarro vs Duke (09/10/2022)
	1	Raymond Niro III vs Nebraska (N) (08/27/2022)
	1	Donny Navarro vs Nebraska (N) (08/27/2022)
LONG RECEPTION	41	Raymond Niro III vs Nebraska (N) (08/27/2022)
PUNTS	6	Luke Akers vs Miami (OH) (09/24/2022)
	6	Luke Akers vs Nebraska (N) (08/27/2022)
PUNTING AVG	46.0	Luke Akers vs Southern Ill. (09/17/2022)
LONG PUNT	52	Luke Akers vs Southern Ill. (09/17/2022)
	52	Luke Akers vs Duke (09/10/2022)
PUNTS INSIDE 20	4	Luke Akers vs Nebraska (N) (08/27/2022)
LONG PUNT RETURN	5	Donny Navarro vs Duke (09/10/2022)
LONG KICKOFF RETURN	25	Evan Hull vs Southern Ill. (09/17/2022)
TACKLES	13	Bryce Gallagher vs Miami (OH) (09/24/2022)
SACKS	1	Adetomiwa Adebawore vs Miami (OH) (09/24/2022)
	1	Cameron Mitchell vs Miami (OH) (09/24/2022)
	1	Devin O'Rourke vs Miami (OH) (09/24/2022)
	1	Ryan Johnson vs Southern Ill. (09/17/2022)
	1	Aidan Hubbard vs Southern Ill. (09/17/2022)
	1	Najee Story vs Southern Ill. (09/17/2022)
	1	Adetomiwa Adebawore vs Duke (09/10/2022)
	1	Coco Azema vs Nebraska (N) (08/27/2022)
	1	Ryan Johnson vs Nebraska (N) (08/27/2022)
TACKLES FOR LOSS	2	Adetomiwa Adebawore vs Miami (OH) (09/24/2022)
	2	Najee Story vs Southern Ill. (09/17/2022)
	2	Coco Azema vs Nebraska (N) (08/27/2022)



**2022-23 Northwestern Football
Opponent Individual Match Highs
All games**

Opponent - Individual Game Highs

RUSHES	21	Keyon Mozee vs Miami (OH) (09/24/2022)
YARDS RUSHING	171	Keyon Mozee vs Miami (OH) (09/24/2022)
TD RUSHES	2	Jordan Waters vs Duke (09/10/2022)
	2	Anthony Grant vs Nebraska (N) (08/27/2022)
LONG RUSH	66	Keyon Mozee vs Miami (OH) (09/24/2022)
PASS ATTEMPTS	42	Casey Thompson vs Nebraska (N) (08/27/2022)
PASS COMPLETIONS	25	Casey Thompson vs Nebraska (N) (08/27/2022)
YARDS PASSING	355	Casey Thompson vs Nebraska (N) (08/27/2022)
TD PASSES	3	Nic Baker vs Southern Ill. (09/17/2022)
LONG PASS	81	Riley Leonard vs Duke (09/10/2022)
RECEPTIONS	8	Trey Palmer vs Nebraska (N) (08/27/2022)
YARDS RECEIVING	120	Isaiah Garcia-Castaneda vs Nebraska (N) (08/27/2022)
TD RECEPTIONS	1	Mac Hippenhammer vs Miami (OH) (09/24/2022)
	1	Tyce Daniel vs Southern Ill. (09/17/2022)
	1	Nic Baker vs Southern Ill. (09/17/2022)
	1	Jacob Garrett vs Southern Ill. (09/17/2022)
	1	Jordan Moore vs Duke (09/10/2022)
	1	Isaiah Garcia-Castaneda vs Nebraska (N) (08/27/2022)
LONG RECEPTION	81	Eli Pancol vs Duke (09/10/2022)
FIELD GOALS	1	Graham Nicholson vs Miami (OH) (09/24/2022)
	1	Jake Baumgarte vs Southern Ill. (09/17/2022)
	1	Charlie Ham vs Duke (09/10/2022)
LONG FIELD GOALS	45	Jake Baumgarte vs Southern Ill. (09/17/2022)
PUNTS	7	Dom Dzioban vs Miami (OH) (09/24/2022)
PUNTING AVG	47.2	Brian Buschini vs Nebraska (N) (08/27/2022)
LONG PUNT	59	Dom Dzioban vs Miami (OH) (09/24/2022)
PUNTS INSIDE 20	4	Brian Buschini vs Nebraska (N) (08/27/2022)
LONG PUNT RETURN	7	Chris Cavalaris vs Miami (OH) (09/24/2022)
LONG KICKOFF RETURN	25	Trey Palmer vs Nebraska (N) (08/27/2022)
TACKLES	15	Luke Reimer vs Nebraska (N) (08/27/2022)
SACKS	1	Dewey Greene vs Southern Ill. (09/17/2022)
	1	PJ Jules vs Southern Ill. (09/17/2022)
	1	Dune Smith vs Southern Ill. (09/17/2022)
	1	DeWayne Carter vs Duke (09/10/2022)
	1	Ja'Mion Franklin vs Duke (09/10/2022)
TACKLES FOR LOSS	2	Shaka Heyward vs Duke (09/10/2022)
INTERCEPTIONS	1	Zach Burrola vs Southern Ill. (09/17/2022)
	1	Branson Combs vs Southern Ill. (09/17/2022)
	1	Brandon Johnson vs Duke (09/10/2022)



2022-23 Northwestern Football
Individual Statistics
All games

Rushing

Player	gp	att	gain	loss	net	avg	td	lg	avg/g
Evan Hull	4	85	382	12	370	4.4	3	21	92.5
Cam Porter	4	48	202	13	189	3.9	2	27	47.3
Ryan Hilinski	4	13	34	31	3	0.2	2	22	0.8
Andrew Clair	4	3	9	0	9	3.0	0	6	2.3
Anthony Tyus III	3	2	9	0	9	4.5	0	5	3.0
Team	4	5	0	16	-16	-3.2	0	0	-4.0
Total	4	156	636	72	564	3.6	7	27	141.0
Opponents	4	145	747	104	643	4.4	8	66	160.8

Passing

Player	gp	effic	comp-att-int	pct	yds	td	lg	avg/g
Ryan Hilinski	4	123.7	116-185-3	62.7	1219	5	41	304.8
Total	4	123.7	116-185-3	62.7	1219	5	41	304.8
Opponents	4	130.3	70-122-4	57.4	918	6	81	229.5

Receiving

Player	gp	no.	yds	avg	td	lg	avg/g
Evan Hull	4	29	311	10.7	1	39	77.8
Malik Washington	4	27	305	11.3	1	39	76.3
Donny Navarro	4	16	107	6.7	2	14	26.8
Thomas Gordon	4	11	146	13.3	0	26	36.5
Bryce Kirtz	4	11	99	9.0	0	18	24.8
Marshall Lang	4	6	64	10.7	0	23	16.0
Andrew Clair	4	4	19	4.8	0	9	4.8
Genson Hooper Price	3	4	58	14.5	0	25	19.3
Jacob Gill	4	4	27	6.8	0	15	6.8
Cam Porter	4	2	8	4.0	0	5	2.0
Raymond Niro III	4	1	41	41.0	1	41	10.3
Anthony Tyus III	3	1	34	34.0	0	34	11.3
Total	4	116	1219	10.5	5	41	304.8
Opponents	4	70	918	13.1	6	81	229.5

Punt Returns

Player	no.	yds	avg	td	lg
Donny Navarro	3	10	3.3	0	5
Total	3	10	3.3	0	5
Opponents	2	2	1.0	0	7

Interceptions

Player	no.	yds	avg	td	lg
Xander Mueller	2	0	0.0	0	0
Cameron Mitchell	1	33	33.0	0	33
Garnett Hollis Jr.	1	0	0.0	0	0
Total	4	33	8.3	0	33
Opponents	3	19	6.3	0	19

Kick Returns

Player	no.	yds	avg	td	lg
Evan Hull	2	43	21.5	0	25
Total	2	43	21.5	0	25
Opponents	10	193	19.3	0	25

Fumble Returns

Player	no.	yds	avg	td	lg
Greyson Metz	1	0	0.0	0	0
Total	1	0	0.0	0	0
Opponents	7	0	0.0	0	0



**2022-23 Northwestern Football
Individual Statistics
All games**

Scoring

Player	td	fg	PAT						pts
			kick	rush	rcv	pass	dxp	saf	
Evan Hull	4	-	-	-	-	-	-	-	24
Adam Stage	-	3-5	11-11	-	-	-	-	-	20
Ryan Hilinski	2	-	-	-	-	-	-	-	12
Donny Navarro	2	-	-	-	-	-	-	-	12
Cam Porter	2	-	-	-	-	-	-	-	12
Raymond Niro III	1	-	-	-	-	-	-	-	6
Malik Washington	1	-	-	-	-	-	-	-	6
Total	12	3-5	11-11	0	0	0	0	0	92
Opponents	14	3-9	14-14	0	0	0	0	0	107

Total Offense

Player	g	plays	rush	pass	total	avg/g
Ryan Hilinski	4	198	3	1219	1222	305.5
Evan Hull	4	85	370	0	370	92.5
Cam Porter	4	48	189	0	189	47.3
Andrew Clair	4	3	9	0	9	2.3
Anthony Tyus III	3	2	9	0	9	3.0
Team	4	0	-16	0	-16	-4.0
Total	4	341	564	1219	1783	445.8
Opponents	4	267	643	918	1561	390.3

Field Goals

Player	fg	pct.	01-19	20-29	30-39	40-49	50-99	lg	blk
Adam Stage	3-5	60.0	0-0	1-1	2-4	0-0	0-0	35	0
Opponents	3-9	33.3	1-1	0-0	1-4	1-3	0-1	45	2

Punting

Player	no.	yds	avg	lg	tb	fc	i20	50+	blk
Luke Akers	17	710	41.8	52	1	7	8	2	0
Team	1	0	0.0	0	0	0	0	0	1
Total	18	710	39.4	52	1	7	8	2	1
Opponents	21	970	46.2	59	2	8	8	6	0

FG Sequence

Team Name	Northwestern	Opponents
Nebraska	(35),36	56
Duke	38,(34)	38,(18)
Southern Ill.	(26)	42,32,(45)
Miami (OH)		38,43,(36)

Kickoffs

Player	no.	yds	avg	tb	ob	retn	net	ydln
Adam Stage	18	1072	59.6	4	0			
Total	18	1072	59.6	4	0	10	41.2	23
Opponents	20	1275	63.8	15	0	2	39.9	25

Numbers in (parentheses) indicate field goal was made

All Purpose

Player	g	rush	rcv	pr	kr	ir	total	avg/g
Evan Hull	4	370	311	0	43	0	724	181.0
Malik Washington	4	0	305	0	0	0	305	76.3
Cam Porter	4	189	8	0	0	0	197	49.3
Thomas Gordon	4	0	146	0	0	0	146	36.5
Donny Navarro	4	0	107	10	0	0	117	29.3
Bryce Kirtz	4	0	99	0	0	0	99	24.8
Marshall Lang	4	0	64	0	0	0	64	16.0
Genson Hooper Price	3	0	58	0	0	0	58	19.3
Anthony Tyus III	3	9	34	0	0	0	43	14.3
Raymond Niro III	4	0	41	0	0	0	41	10.3
Cameron Mitchell	3	0	0	0	0	33	33	11.0
Andrew Clair	4	9	19	0	0	0	28	7.0
Jacob Gill	4	0	27	0	0	0	27	6.8
Ryan Hilinski	4	3	0	0	0	0	3	0.8
Team	4	-16	0	0	0	0	-16	-4.0
Total	4	564	1219	10	43	33	1869	467.3
Opponents	4	643	918	2	193	19	1775	443.8



**2022-23 Northwestern Football
Combined Team Statistics
All games**

Team Results

	Date	Opponent		Score	Att.
*	08/27/2022	vs Nebraska	W	31-28	42699
	09/10/2022	Duke	L	23-31	24622
	09/17/2022	Southern Ill.	L	24-31	23146
	09/24/2022	Miami (OH)	L	14-17	23773

Game Records

Record	Overall	Home	Away	Neutral
ALL GAMES	1-3	0-3	0-0	1-0
CONFERENCE	1-0	0-0	0-0	1-0
NON-CONFERENCE	0-3	0-3	0-0	0-0

Rushing

Player	gp	att	gain	loss	net	avg	td	lg	avg/g
Evan Hull	4	85	382	12	370	4.4	3	21	92.5
Cam Porter	4	48	202	13	189	3.9	2	27	47.3
Andrew Clair	4	3	9	0	9	3.0	0	6	2.3
Anthony Tyus III	3	2	9	0	9	4.5	0	5	3.0
Ryan Hilinski	4	13	34	31	3	0.2	2	22	0.8
Team	4	5	0	16	-16	-3.2	0	0	-4.0
Total	4	156	636	72	564	3.6	7	27	141.0
Opponents	4	145	747	104	643	4.4	8	66	160.8

Passing

Player	gp	effic	comp-att-int	pct	yds	td	lg	avg/g
Ryan Hilinski	4	123.7	116-185-3	62.7	1219	5	41	304.8
Total	4	123.7	116-185-3	62.7	1219	5	41	304.8
Opponents	4	130.3	70-122-4	57.4	918	6	81	229.5

Receiving

Player	gp	no.	yds	avg	td	lg	avg/g
Evan Hull	4	29	311	10.7	1	39	77.8
Malik Washington	4	27	305	11.3	1	39	76.3
Donny Navarro	4	16	107	6.7	2	14	26.8
Thomas Gordon	4	11	146	13.3	0	26	36.5
Bryce Kirtz	4	11	99	9.0	0	18	24.8
Marshall Lang	4	6	64	10.7	0	23	16.0
Andrew Clair	4	4	19	4.8	0	9	4.8
Genson Hooper Price	3	4	58	14.5	0	25	19.3
Jacob Gill	4	4	27	6.8	0	15	6.8
Cam Porter	4	2	8	4.0	0	5	2.0
Raymond Niro III	4	1	41	41.0	1	41	10.3
Anthony Tyus III	3	1	34	34.0	0	34	11.3
Total	4	116	1219	10.5	5	41	304.8
Opponents	4	70	918	13.1	6	81	229.5

Team Statistics

	NU	OPP
First Downs	95	79
Rushing	30	33
Passing	58	36
Penalty	7	10
Rushing Yardage	564	643
Rushing attempts	156	145
Average per rush	3.6	4.4
Average per game	141.0	160.8
TDs Rushing	7	8
Passing Yardage	1219	918
Comp-Att-Int	116-185-3	70-122-4
Average per pass	6.6	7.5
Average per catch	10.5	13.1
Average per game	304.8	229.5
TDs Passing	5	6
Total offense	1783	1561
Average per play	5.2	5.8
Average per game	445.8	390.3
Kick returns: #-Yards	2-43	10-193
Punt returns: #-Yards	3-10	2-2
Int returns: #-Yards	4-33	3-19
Fumbles-Lost	9-7	3-1
Penalties-Yards	24-223	20-187
Punts-Avg	18-39.4	21-46.2
Time of possession / game	31:27	28:33
3rd-down conversion	25/68	23/57
4rd-down conversion	10/14	3/3
PAT-attempts	(11-11) 100%	(14-14) 100%
2-point conversion-attempts	(0-1) 0%	(0-0) 0%

Interceptions

Player	no.	yds	avg	td	lg
Xander Mueller	2	0	0.0	0	0
Cameron Mitchell	1	33	33.0	0	33
Garnett Hollis Jr.	1	0	0.0	0	0
Total	4	33	8.3	0	33
Opponents	3	19	6.3	0	19



**2022-23 Northwestern Football
Combined Team Statistics
All games**

Field Goals

Player	fg	pct.	01-19	20-29	30-39	40-49	50-99	lg	blk
Adam Stage	3-5	60.0	0-0	1-1	2-4	0-0	0-0	35	0
Opponents	3-9	33.3	1-1	0-0	1-4	1-3	0-1	45	2

Scoring

Player	td	fg	PAT						pts
			kick	rush	rcv	pass	dxp	saf	
Evan Hull	4	-	-	-	-	-	-	-	24
Adam Stage	-	3-5	11-11	-	-	-	-	-	20
Ryan Hilinski	2	-	-	-	-	-	-	-	12
Donny Navarro	2	-	-	-	-	-	-	-	12
Cam Porter	2	-	-	-	-	-	-	-	12
Raymond Niro III	1	-	-	-	-	-	-	-	6
Malik Washington	1	-	-	-	-	-	-	-	6
Total	12	3-5	11-11	0	0	0	0	0	92
Opponents	14	3-9	14-14	0	0	0	0	0	107

Score by Periods

Team	1st	2nd	3rd	4th	OT	TOT
Northwestern	17	31	13	31	0	92
Opponents	21	35	17	34	0	107

Punting

Player	no.	yds	avg	lg	tb	fc	i20	50+	blk
Luke Akers	17	710	41.8	52	1	7	8	2	0
Team	1	0	0.0	0	0	0	0	0	1
Total	18	710	39.4	52	1	7	8	2	1
Opponents	21	970	46.2	59	2	8	8	6	0

Punt Returns

Player	no.	yds	avg	td	lg
Donny Navarro	3	10	3.3	0	5
Total	3	10	3.3	0	5
Opponents	2	2	1.0	0	7

Kick Returns

Player	no.	yds	avg	td	lg
Evan Hull	2	43	21.5	0	25
Total	2	43	21.5	0	25
Opponents	10	193	19.3	0	25

All Purpose

Player	g	rush	rcv	pr	kr	ir	total	avg/g
Evan Hull	4	370	311	0	43	0	724	181.0
Malik Washington	4	0	305	0	0	0	305	76.3
Cam Porter	4	189	8	0	0	0	197	49.3
Thomas Gordon	4	0	146	0	0	0	146	36.5
Donny Navarro	4	0	107	10	0	0	117	29.3
Bryce Kirtz	4	0	99	0	0	0	99	24.8
Marshall Lang	4	0	64	0	0	0	64	16.0
Genson Hooper Price	3	0	58	0	0	0	58	19.3
Anthony Tyus III	3	9	34	0	0	0	43	14.3
Raymond Niro III	4	0	41	0	0	0	41	10.3
Cameron Mitchell	3	0	0	0	0	33	33	11.0
Andrew Clair	4	9	19	0	0	0	28	7.0
Jacob Gill	4	0	27	0	0	0	27	6.8
Ryan Hilinski	4	3	0	0	0	0	3	0.8
Total	4	564	1219	10	43	33	1869	467.3
Opponents	4	643	918	2	193	19	1775	443.8

Total Offense

Player	g	plays	rush	pass	total	avg/g
Ryan Hilinski	4	198	3	1219	1222	305.5
Evan Hull	4	85	370	0	370	92.5
Cam Porter	4	48	189	0	189	47.3
Andrew Clair	4	3	9	0	9	2.3
Anthony Tyus III	3	2	9	0	9	3.0
Total	4	341	564	1219	1783	445.8
Opponents	4	267	643	918	1561	390.3

Team Defense

##	Player	gp	Tackles			tfl/yds	Sacks	Pass defense		Fumbles		blkd	
			ua	a	tot		no-yds	int-yds	brup	qbh	fr-yds	ff	kick
32	Bryce Gallagher	4	23	15	38	1-2	.	.	1	1	.	.	.
9	Jeremiah Lewis	4	18	7	25	1-1	.	.	3	.	.	.	1
34	Xander Mueller	4	16	8	24	2.5-6	.	2-0
0	Coco Azema	3	16	4	20	2-11	1-10



2022-23 Northwestern Football
Combined Team Statistics
All games

##	Player	gp	Tackles				tfl/yds	Sacks	Pass defense			Fumbles		blkd	
			ua	a	tot	no-yds		int-yds	brup	qbh	fr-yds	ff	kick	saf	
99	Adetomiwa Adebawore	4	14	3	17	3-14	2-12	.	1	1	.	1	.	.	
2	Cameron Mitchell	3	6	5	11	1-22	1-22	1-33	4	.	.	1	.	.	
13	Garnett Hollis Jr.	4	7	3	10	.	.	1-0	1	
97	Sean McLaughlin	4	5	4	9	1-2	.	.	1	1	.	.	1	.	
3	Jaheem Joseph	2	7	2	9	.	.	.	1	
95	Najee Story	4	5	3	8	2-7	1-6	.	.	1	
46	Devin O'Rourke	4	5	3	8	1-2	1-2	.	1	
24	Rod Heard II	4	7	1	8	1-1	.	.	1	
57	Greyson Metz	4	5	2	7	1-2	1-0	1	.	.	
91	Aidan Hubbard	4	4	2	6	1-3	1-3	.	.	1	
90	Taishan Holmes	4	2	4	6	0.5-1	
10	Theran Johnson	3	5	.	5	.	.	.	3	
18	Garner Wallace	4	3	1	4	
11	A.J. Hampton, Jr.	1	3	.	3	
8	Ryan Johnson	4	3	.	3	3-23	2-17	.	3	
12	Nigel Williams	3	2	.	2	
41	Jaylen Pate	2	2	.	2	
1	Raymond Niro III	4	2	.	2	
37	Mac Uihlein	4	2	.	2	
68	Josh Priebe	4	1	.	1	
20	Trent Carrington	3	1	.	1	
54	Henrik Barndt	1	.	1	1	
Totals		4	164	68	232	21-97	9-72	4-33	20	5	1-0	3	2	0	
Opponents		4	214	66	280	17-61	5-31	3-19	31	11	7-0	7	1	0	



2022-23 Northwestern Football
Total Tackles Game-by-Game
All games

Total Tackles

Player	S-A	Total	Nebr	Duke	SIU	Miami
Bryce Gallagher	23-15	38	9-1	0-3	5-7	9-4
Jeremiah Lewis	18-7	25	4-2	5-2	6-2	3-1
Xander Mueller	16-8	24	2-3	4-3	5-2	5-0
Coco Azema	16-4	20	6-2	1-1	DNP	9-1
Adetomiwa Adebawore	14-3	17	4-0	5-2	3-0	2-1
Cameron Mitchell	6-5	11	2-4	1-1	DNP	3-0
Garnett Hollis Jr.	7-3	10	2-0	4-1	1-1	0-1
Jaheem Joseph	7-2	9	-	7-2	DNP	DNP
Sean McLaughlin	5-4	9	1-1	1-0	3-2	0-1
Rod Heard II	7-1	8	1-0	4-1	1-0	1-0
Devin O'Rourke	5-3	8	1-0	0-2	1-0	3-1
Najee Story	5-3	8	1-0	0-1	3-1	1-1
Greyson Metz	5-2	7	3-1	-	2-0	0-1
Aidan Hubbard	4-2	6	-	1-1	1-1	2-0
Taishan Holmes	2-4	6	2-1	0-2	0-1	-
Theran Johnson	5-0	5	DNP	-	4-0	1-0
Garner Wallace	3-1	4	-	-	3-1	-
Ryan Johnson	3-0	3	1-0	-	1-0	1-0
A.J. Hampton, Jr.	3-0	3	3-0	DNP	DNP	DNP
Jaylen Pate	2-0	2	DNP	DNP	1-0	1-0
Raymond Niro III	2-0	2	-	-	2-0	-
Nigel Williams	2-0	2	DNP	1-0	1-0	-
Mac Uihlein	2-0	2	1-0	-	-	1-0
Josh Priebe	1-0	1	-	-	1-0	-
Trent Carrington	1-0	1	DNP	1-0	-	-
Henrik Barndt	0-1	1	0-1	DNP	DNP	DNP



2022-23 Northwestern Football
Rushing/Receiving Game-by-Game
All games

Rushing

Player	No-Yds/TD	Nebr	Duke	SIU	Miami
Evan Hull	85-370/3	22-119/1	17-65/1	25-124/1	21-62/0
Cam Porter	48-189/2	19-94/1	11-13/0	11-40/0	7-42/1
Ryan Hilinski	13-3/2	2-3/0	4--5/0	6-4/1	1-1/1
Andrew Clair	3-9/0	1-6/0	2-3/0	-	-
Anthony Tyus III	2-9/0	-	DNP	1-5/0	1-4/0

Receiving

Player	No-Yds/TD	Nebr	Duke	SIU	Miami
Evan Hull	29-311/1	5-55/0	14-213/1	8-33/0	2-10/0
Malik Washington	27-305/1	8-97/0	7-51/0	4-76/1	8-81/0
Donny Navarro	16-107/2	4-29/1	4-30/1	3-16/0	5-32/0
Thomas Gordon	11-146/0	2-39/0	5-78/0	2-18/0	2-11/0
Bryce Kirtz	11-99/0	4-12/0	2-28/0	2-15/0	3-44/0
Marshall Lang	6-64/0	-	-	3-25/0	3-39/0
Genson Hooper Price	4-58/0	DNP	1-25/0	1-8/0	2-25/0
Jacob Gill	4-27/0	1-2/0	1-4/0	1-6/0	1-15/0
Andrew Clair	4-19/0	-	2-6/0	2-13/0	-
Cam Porter	2-8/0	1-5/0	-	1-3/0	-
Raymond Niro III	1-41/1	1-41/1	-	-	-
Anthony Tyus III	1-34/0	1-34/0	DNP	-	-



2022-23 Northwestern Football
Passing Game-by-Game
All games

#3 Ryan Hilinski	Comp	Att	Int	Pct	Yards	TD	Long	Sacked	Effic.
Nebraska	27	38	0	71.1	314	2	41	0-0	157.8
Duke	36	60	1	60.0	435	2	39	2-9	128.6
Southern Ill.	27	43	2	62.8	213	1	32	3-22	102.8
Miami (OH)	26	44	0	59.1	257	0	29	0-0	108.2
Totals	116	185	3	62.7	1219	5	41	5-31	123.7



2022-23 Northwestern Football
Red-Zone Results
All games

Northwestern Inside Opponent Red-Zone

Date	Opponent	Score	Times In RZ	Times Scored	Total		Rush TDs	Pass TDs	FGs Made	Failed to score inside RZ					
					Pts	TDs				FGA	Down	Int	Fumb	Half	Game
08/27/2022	vs Nebraska	W 31-28	5	4	24	3	2	1	1	2	0	0	0	0	0
09/10/2022	Duke	L 23-31	5	3	17	2	1	1	1	2	0	0	1	0	0
09/17/2022	Southern Ill.	L 24-31	4	4	24	3	2	1	1	1	0	0	0	0	0
09/24/2022	Miami (OH)	L 14-17	2	2	14	2	2	0	0	0	0	0	0	0	0
Totals 13 of 16 (81.3%)			16	13	79	10	7	3	3	5	0	0	1	0	0

Opponents Inside Northwestern Red-Zone

Date	Opponent	Score	Times In RZ	Times Scored	Total		Rush TDs	Pass TDs	FGs Made	Failed to score inside RZ					
					Pts	TDs				FGA	Down	Int	Fumb	Half	Game
08/27/2022	Nebraska	W 31-28	2	2	14	2	2	0	0	0	0	0	0	0	0
09/10/2022	Duke	L 23-31	5	4	24	3	2	1	1	1	0	1	0	0	0
09/17/2022	Southern Ill.	L 24-31	4	3	21	3	1	2	0	1	0	0	0	0	0
09/24/2022	Miami (OH)	L 14-17	4	3	17	2	1	1	1	2	0	0	0	0	0
Totals 12 of 15 (80.0%)			15	12	76	10	6	4	2	4	0	1	0	0	0



**2022-23 Northwestern Football
Tackles Breakdown
All games**

All Tackles

Player	Total	Rush	Pass	Sack	KO	Punt	Int	Fumb	FF	Other
Bryce Gallagher	38	0	0	1	0	0	0	0	0	37
Jeremiah Lewis	25	0	0	1	0	0	0	0	0	24
Xander Mueller	24	0	0	2.5	0	0	0	0	0	21.5
Coco Azema	20	0	0	2	0	0	0	0	0	18
Adetomiwa Adebawore	17	0	0	3	0	0	0	0	0	14
Cameron Mitchell	11	0	0	1	0	0	0	0	0	10
Garnett Hollis Jr.	10	0	0	0	0	0	0	0	0	10
Sean McLaughlin	9	0	0	1	0	0	0	0	0	8
Jaheem Joseph	9	0	0	0	0	0	0	0	0	9
Najee Story	8	0	0	2	0	0	0	0	0	6
Devin O'Rourke	8	0	0	1	0	0	0	0	0	7
Rod Heard II	8	0	0	1	0	0	0	0	0	7
Greyson Metz	7	0	0	1	0	0	0	0	0	6
Aidan Hubbard	6	0	0	1	0	0	0	0	0	5
Taishan Holmes	6	0	0	0.5	0	0	0	0	0	5.5
Theran Johnson	5	0	0	0	0	0	0	0	0	5
Garner Wallace	4	0	0	0	0	0	0	0	0	4
A.J. Hampton, Jr.	3	0	0	0	0	0	0	0	0	3
Ryan Johnson	3	0	0	3	0	0	0	0	0	0
Nigel Williams	2	0	0	0	0	0	0	0	0	2
Jaylen Pate	2	0	0	0	0	0	0	0	0	2
Raymond Niro III	2	0	0	0	0	0	0	0	0	2
Mac Uihlein	2	0	0	0	0	0	0	0	0	2
Josh Priebe	1	0	0	0	0	0	0	0	0	1
Trent Carrington	1	0	0	0	0	0	0	0	0	1
Henrik Barndt	1	0	0	0	0	0	0	0	0	1
Total	232	0	0	21	0	0	0	0	0	211

Rushing Tackles

Player	No.
Total	0

Passing Tackles

Player	No.
Total	0

Special Teams Tackles

Player	Total	KO	Punt
Total	0	0	0

Kickoff return Tackles

Player	No.
Total	0

Punt Return Tackles

Player	No.
Total	0



2022-23 Northwestern Football
By Quarter Statistics
All games

3rd-Down Conversions

Date	Opponent	Score	Overall	1st Qtr	2nd Qtr	3rd Qtr	4th Qtr	Overtime
08/27/2022	vs Nebraska	W 31-28	7-17 41.2	1-3 33.3	2-4 50.0	2-4 50.0	2-6 33.3	0-0 0.0
09/10/2022	Duke	L 23-31	5-17 29.4	1-4 25.0	1-3 33.3	0-3 0.0	3-7 42.9	0-0 0.0
09/17/2022	Southern Ill.	L 24-31	6-17 35.3	1-3 33.3	1-4 25.0	1-4 25.0	3-6 50.0	0-0 0.0
09/24/2022	Miami (OH)	L 14-17	7-17 41.2	1-3 33.3	2-5 40.0	2-6 33.3	2-3 66.7	0-0 0.0
Northwestern			25-68 36.8	4-13 30.8	6-16 37.5	5-17 29.4	10-22 45.5	0-0 0.0
Opponents			23-57 40.4	6-12 50.0	8-16 50.0	5-14 35.7	4-15 26.7	0-0 0.0

4th-Down Conversions

Date	Opponent	Score	Overall	1st Qtr	2nd Qtr	3rd Qtr	4th Qtr	Overtime
08/27/2022	vs Nebraska	W 31-28	1-1 100.0	0-0 0.0	1-1 100.0	0-0 0.0	0-0 0.0	0-0 0.0
09/10/2022	Duke	L 23-31	4-6 66.7	0-0 0.0	0-1 0.0	3-3 100.0	1-2 50.0	0-0 0.0
09/17/2022	Southern Ill.	L 24-31	4-5 80.0	1-1 100.0	1-1 100.0	0-1 0.0	2-2 100.0	0-0 0.0
09/24/2022	Miami (OH)	L 14-17	1-2 50.0	1-1 100.0	0-0 0.0	0-1 0.0	0-0 0.0	0-0 0.0
Northwestern			10-14 71.4	2-2 100.0	2-3 66.7	3-5 60.0	3-4 75.0	0-0 0.0
Opponents			3-3 100.0	0-0 0.0	1-1 100.0	1-1 100.0	1-1 100.0	0-0 0.0

Time of Possession

Date	Opponent	Score	Overall	1st Qtr	2nd Qtr	3rd Qtr	4th Qtr	Overtime
08/27/2022	vs Nebraska	W 31-28	34:12	09:02	07:51	05:36	11:43	00:00
09/10/2022	Duke	L 23-31	34:48	08:55	11:03	07:21	07:29	00:00
09/17/2022	Southern Ill.	L 24-31	28:58	05:40	06:39	04:15	12:24	00:00
09/24/2022	Miami (OH)	L 14-17	27:49	06:43	07:23	06:53	06:50	00:00
Northwestern			Total 125:47	30:20	32:56	24:05	38:26	00:00
			Avg. 31:27	07:35	08:14	06:01	09:36	00:00
Opponents			Total 114:13	22:06	34:38	26:10	31:19	00:00
			Avg. 28:33	05:32	08:40	06:32	07:50	00:00



**2022-23 Northwestern Football
Team Game-by-Game Comparison
All games**

Opponent	Score	First Downs			Pen	Rushing Number-Yards	Passing		Yards	Total Offense Plays-Yards	Return Yards	Turn- Overs
		Total	Rush	Pass			Comp-Att.-Int					
Nebraska	31-28	25 / 23	11 / 4	14 / 16	0 / 3	47-214 / 31-110	27-38-0 / 25-42-2	314 / 355	85-528 / 73-465	51 / 62	1 / 3	
Duke	23-31	29 / 21	5 / 12	20 / 7	4 / 2	34-76 / 35-221	36-60-1 / 13-24-1	435 / 240	94-511 / 59-461	10 / 63	3 / 1	
Southern Ill.	24-31	24 / 22	8 / 7	13 / 13	3 / 2	44-167 / 35-96	27-43-2 / 25-37-1	213 / 261	87-380 / 72-357	25 / 76	4 / 1	
Miami (OH)	14-17	17 / 13	6 / 10	11 / 0	0 / 3	31-107 / 44-216	26-44-0 / 7-19-0	257 / 62	75-364 / 63-278	0 / 13	2 / 0	
Totals	92-107	95 / 79	30 / 33	58 / 36	7 / 10	156-564 / 145-643	116-185-3 / 70-122-4	1219 / 918	341-1783 / 267-1561	86 / 214	10 / 5	

Opponents	3rd Down Conversion	4th Down Conversion	Time of Possession	TOP Margin	Avg Yds/Rush	Avg Yds/Pass	Avg Yds/Play	Punting Number-Avg	Penalties Number-Yards	Sacks
Nebraska	7-17 / 9-16	1-1 / 0-0	34:12 / 25:48	08:24	4.6 / 3.5	8.3 / 8.5	6.2 / 6.4	6-40.8 / 6-47.2	8-65.0 / 1-5.0	2 / 0
Duke	5-17 / 4-10	4-6 / 0-0	34:48 / 25:12	09:36	2.2 / 6.3	7.3 / 10.0	5.4 / 7.8	2-45.0 / 4-47.0	4-51.0 / 7-85.0	1 / 2
Southern Ill.	6-17 / 5-16	4-5 / 3-3	28:58 / 31:02	-02:04	3.8 / 2.7	5.0 / 7.1	4.4 / 5.0	3-46.0 / 4-44.0	6-45.0 / 4-42.0	3 / 3
Miami (OH)	7-17 / 5-15	1-2 / 0-0	27:49 / 32:11	-04:22	3.5 / 4.9	5.8 / 3.3	4.9 / 4.4	7-33.9 / 7-46.1	6-62.0 / 8-55.0	3 / 0
Totals	25-68 / 23-57	10-14 / 3-3	125:47 / 114:13	11:34	3.6 / 4.4	6.6 / 7.5	5.2 / 5.8	18-39.4 / 21-46.2	24-223.0 / 20-187.0	9 / 5

Note: Game totals are displayed in the format TEAM/OPPONENT for each category