

PURDUE FOOTBALL

PURDUE IN 2021

| | |
|-------------|-----|
| Overall | 9-4 |
| Home | 4-2 |
| Away | 4-2 |
| Neutral | 1-0 |
| vs. Big Ten | 6-3 |
| vs. Ranked | 2-2 |

BROADCAST INFORMATION

TELEVISION

| | |
|--------------|-------------|
| Network | FOX |
| Play-by-Play | Gus Johnson |
| Analyst | Joel Klatt |
| Reporter | Jenny Taft |

RADIO

| | |
|--------------|-----------------------------|
| Network | Purdue Sports Radio Network |
| Flagship | 96.5 FM WAZY |
| Play-by-Play | Tim Newton |
| Analyst | Pete Quinn |
| Producer | Rob Blackman |
| Sideline | Kelly Kitchel |
| Engineer | Scott Fenstermaker |
| Free Online | Varsity Network |

SERIES AT A GLANCE

| | |
|----------------------|---|
| Overall Record | 3-15-1 |
| In West Lafayette | 2-7 |
| In State College | 1-8-1 |
| At Neutral | 0-0 |
| Streak | Penn State, 9 |
| Last Purdue Win | 2004 - Away - #9 Purdue 20, Penn State 13 |
| Last Meeting | 2019 - Away - #12 Penn State 35, Purdue 7 |
| First Meeting | 1951 - Home - Purdue 28, Penn State 0 |
| Brohm vs. Penn State | 0-1 |
| Franklin vs. Purdue | 2-0 |

TABLE OF CONTENTS

| | |
|----------------------------|--------------------------------|
| 2-8 - Boiler Notes | 15-19 - Game-by-Game |
| 2 - Series History | 19 - Big Plays |
| 3 - NCAA Rankings | 20 - Player Trackers |
| 4 - Big Ten Standings | 21 - Season Highs |
| 9 - Ross-Ade Stadium | 22-23 - Career Highs |
| 10-11 - Purdue Roster | 24 - The Last Time |
| 12 - Head Coach Jeff Brohm | 25-28 - Schedule Recap/Outlook |
| 13 - Aidan O'Connell | 29-33 - Career Info |
| 14 - Starters | 34-40 - Additional Statistics |

NOTE: Purdue depth chart based on starters from previous week

STRATEGIC COMMUNICATIONS

| | |
|------------------------------|------------------------------------|
| Director - Football Contact | Adam Kuffner |
| AK Cell/Email | 662-816-0497 / kuffner@purdue.edu |
| Associate Athletics Director | Patrick Crawford |
| PC Cell/Email | 337-412-4220 / pcrawf@purdue.edu |
| Associate Director | Ian MacDougall |
| IM Cell/Email | 317-313-7486 / imacdoug@purdue.edu |
| Assistant Director | William Soule |
| WS Cell/Email | 918-899-2053/wsoule@purdue.edu |

2022 SCHEDULE

| | | | | | | | | | | | |
|-------------------------------------|---|---|---|-------------------------------|------------------------------|----------------------------|--|-----------------------|-------------------------------|--------------------------------|------------------------------|
| | | | | | | | | | | | |
| PENN STATE SEPT. 1 8 PM / FOX | INDIANA STATE SEPT. 10 4 PM / BTN | AT SYRACUSE SEPT. 17 NOON / ESPN2 | FLORIDA ATLANTIC SEPT. 24 7:30 PM / BTN | AT MINNESOTA OCT. 1 TBA | AT MARYLAND OCT. 8 TBA | NEBRASKA OCT. 15 TBA | AT WISCONSIN OCT. 22 3:30 PM / TBA | IOWA NOV. 5 TBA | AT ILLINOIS NOV. 12 TBA | NORTHWESTERN NOV. 19 TBA | AT INDIANA NOV. 26 TBA |

GAME

1

PURDUE BOILERMAKERS VS. PENN STATE NITTANY LIONS

THURSDAY, SEPT. 1 | 8:05 PM ET | WEST LAFAYETTE, IND. | ROSS-ADE STADIUM

THE MATCHUP



PURDUE 0-0 (0-0 BIG TEN)

| | |
|-----------------------------|---------------------------------|
| Rankings (AP/C) - N/A, N/A | Last - W, vs. Tennessee - 48-45 |
| Head Coach - Jeff Brohm | Alma Mater - Louisville, 1994 |
| Career Record - 58-39 (9th) | Record at Purdue - 28-29 (6th) |

PENN STATE 0-0 (0-0 BIG TEN)

| | |
|------------------------------|-------------------------------------|
| Rankings (AP/C) - N/A, N/A | Last - L, vs. Arkansas - 24-10 |
| Head Coach - James Franklin | Alma Mater - East Stroudsburg, 1995 |
| Career Record - 91-49 (12th) | Record at Penn State - 67-34 (9th) |

TALE OF THE TAPE (PER GAME)

| | PURDUE | | | PENN STATE | | |
|----------------|--------|-----|-------|------------|-----|-------|
| | Stat | FBS | Conf. | Stat | FBS | Conf. |
| Points | 29.7 | 59 | 5 | 25.0 | 90 | 9 |
| Points Allowed | 22.4 | 34 | 7 | 17.3 | 6 | 2 |
| Rush Yards | 84.2 | 127 | 14 | 107.8 | 118 | 13 |
| Pass Yards | 355.4 | 5 | 2 | 268.5 | 26 | 4 |
| Total Offense | 439.6 | 33 | 5 | 376.4 | 82 | 7 |
| Total Defense | 366.6 | 48 | 8 | 352.5 | 38 | 5 |

A WIN WOULD

- Make Purdue 79-50-6 in season openers
- Make Purdue 93-37-4 in home openers
- Make Purdue 49-72-6 in Big Ten openers
- Make Purdue 6-10 when opening the year vs. a Big Ten team
- Mark the 295th victory at Ross-Ade Stadium
- Be the third-straight season opening victory in the Brohm era

STORY LINES

- Purdue opens its 135th season of football with a Thursday night bout against Penn State in front of a packed Ross-Ade Stadium and a national audience on FOX. Kickoff is set for 8:05 p.m.
- The game will also be aired nationally on Westwood One with JP Shadrick, Ryan Harris and Jon Stashower on the call.
- Ross-Ade Stadium will be blacked out Thursday night. The Boilermakers will host their first Blackout game since 2018 when Purdue thumped No. 3 Ohio State.
- Head coach Jeff Brohm enters his sixth season at the helm in West Lafayette. Holding a 28-29 record at Purdue, the Boilermakers have won the last two season openers under Brohm.
- Purdue saw its rebuilding efforts pay off with an historic 2021 campaign that finished with a 9-4 record, two wins over AP top-5 teams, two All-America honorees and a bowl victory.

- Purdue will don a helmet decal to honor the late Purdue and Pro Football Hall of Famer Len Dawson, who passed away on August 24.
- Quarterback Aidan O'Connell returns behind center after one of the most prolific passing seasons in program history. Last year, O'Connell threw for 3,712 yards and 28 touchdowns with a Purdue record 71.8% completion clip over 12 games and nine starts.
- Purdue and Penn State will meet for the 20th time and the first in West Lafayette since 2016. The Boilermakers have not defeated the Nittany Lions since 2004, a nine-game skid.
- The Boilermakers have won 22 of their last 24 home openers.
- Purdue's honorary captain against Penn State is 1980 Big Ten MVP and College Football Hall of Fame inductee quarterback Mark Herrmann.

NUMBERS TO KNOW

9

The Boilermakers posted nine wins in 2021, the second most in program history, capped by a 48-45 win in the TransPerfect Music City Bowl.

19

Quarterback Aidan O'Connell finished 2021 with 19 of his 28 touchdowns coming over the final five games of the season.

17

The Boilermakers return 17 starters from the 2021 roster, including six on offense, eight on defense, and the kicker, punter and long snapper.

24

Quarterback Aidan O'Connell opens the 2022 season as the Boilermakers' starter on the same day he turns 24.



JEFF BROHM QUICK PASS

HEAD COACH JEFF BROHM

6th Season at Purdue
 9th Season as a Head Coach
 College - Louisville, 1994
 Wife - Jennifer
 Children - Brady, Brooke
 Birthdate - April 24, 1971 (51)



BROHM QUICK FACTS

- Three fundamental concepts fuel Purdue under head coach Jeff Brohm - playing harder, tougher and smarter than the opposition.
- Brohm has led a trio of Boilermakers to All-America honors in Rondale Moore (2018 First Team), David Bell (2021) and George Karlaftis (2021).
- Of the 10 Purdue coaches who have spent at least five seasons in West Lafayette, Brohm has the best winning percentage (.692) and the most total wins (9) by a coach during his fifth year.
- Purdue has averaged over 300 yards passing per game each of the last four years under Brohm, a first in program history.
- During the Brohm era, eight Boilermakers have gone on to be selected in the NFL Draft, including three in the 2022 NFL Draft (George Karlaftis - 1st Round, Kansas City Chiefs; David Bell - 3rd Round, Cleveland Browns; Zander Horvath - 7th Round, Los Angeles Chargers).
- A standout at Louisville, Brohm still ranks among the Cardinals' career leaders in touchdown passes (tied for seventh, 38), total offense (eighth, 5,410), completion percentage (ninth, .562), passing yards (ninth, 5,451), passing efficiency (ninth, 129.97), passing attempts (10th, 715) and completions (10th, 402).
- After getting drafted in the fourth round of the 1990 MLB Draft, Brohm played two summers of Minor League Baseball.

PURDUE VS. PENN STATE

INSIDE THE MATCHUP

| | |
|--|-----------------|
| Record: | 3-15-1 (158) |
| In West Lafayette: | 2-7 |
| In State College: | 1-8-1 |
| Neutral: | 0-0 |
| Most points scored by Purdue: | 28 (1951, 2003) |
| Most points scored by Penn State: | 62 (2016) |
| Largest margin of victory by Purdue: | 28 (1951) |
| Largest margin of victory by Penn State: | 38 (2016) |

LAST 10 MEETINGS

| Date | Pur/Opp Rank | Result | Purdue | Opp | Location |
|------------|--------------|--------|--------|-----|----------|
| 10/9/2004 | 9/ | W | 20 | 13 | A |
| 10/29/2005 | /11 | L | 15 | 33 | A |
| 10/28/2006 | - | L | 0 | 12 | H |
| 11/3/2007 | - | L | 19 | 26 | A |
| 10/4/2008 | /6 | L | 6 | 20 | H |
| 10/15/2011 | - | L | 18 | 23 | A |
| 11/3/2012 | - | L | 9 | 34 | H |
| 11/16/2013 | - | L | 21 | 45 | A |
| 10/29/2016 | /24 | L | 24 | 62 | H |
| 10/15/2019 | /12 | L | 7 | 35 | A |

TOP 100-YARD RUSHING GAMES VS. PENN STATE

149 Mike Alstott (24) vs. Penn State, 10/14/1995
 149 Brandon Jones (29) vs. Penn State, 10/11/2003
 133 Edwin Watson (19) vs. Penn State, 11/15/1997

TOP 300-YARD PASSING GAMES VS. PENN STATE

379 Drew Brees (31-48) vs. Penn State, 10/23/1999
 361 Drew Brees (39-58) at Penn State, 10/17/1998
 347 Billy Dicken (33-60) vs. Penn State, 11/15/1997

TOP 100-YARD RECEIVING GAMES VS. PENN STATE

152 Vinny Sutherland vs. Penn State, 10/23/1999 (10)
 126 Brian Alford at Penn State, 10/12/1996 (9)
 106 Isaac Jones vs. Penn State, 11/15/1997 (10)

BOILER NOTES

BROHM AND THE BOILERMAKERS: YEAR 6

- Jeff Brohm enters his sixth year at the helm in West Lafayette.
- Brohm boasts a career record of 58-39, a .598 winning percentage, with nearly half of those wins coming at Purdue.
- A program with a combined nine wins in the four seasons prior to Brohm's arrival, Purdue matched that output in one season - a memorable 2021 campaign.
- The Boilermakers have made three bowl appearances in five years under Brohm, joining Joe Tiller and Jim Young as the only Purdue coaches to accomplish that feat.
- Over Brohm's five seasons at the helm, the Purdue offense has averaged 419.8 yards per game and 27.6 points per game.
- Purdue has had three All-Americans since Brohm's arrival; the Boilermakers only had three All-Americans from 2004-17 (13 seasons).
- Boilermakers have won five individual Big Ten honors under Brohm's guidance: Big Ten Freshman of the Year (Rondale Moore - 2018, David Bell - 2019), Big Ten Wide Receiver of the Year (Moore - 2018, Bell - 2021), Big Ten Tight End of the Year (Brycen Hopkins - 2019).

WHAT RETURNS

- Purdue enters the 2022 season with 17 starters and a host of rotational and special team players returning.
- Below is a snap shot of what statistics Purdue brings back this year:

| | | | |
|-------------------|-------|-------------------|-------|
| Rush Yards | 55.7% | Interceptions | 69.2% |
| Pass Yards | 81.3% | Pass Breakups | 71.1% |
| Receiving Yards | 41.1% | Forced Fumbles | 36.6% |
| Scoring | 65.1% | Fumble Recoveries | 50% |
| Total Offense | 76.4% | Punt Return Yards | 88.6% |
| All-Purpose Yards | 45.2% | Kick Return Yards | 36.3% |
| Tackles | 61.6% | Field Goals Made | 100% |
| Tackles-for-Loss | 61.7% | Punting Yards | 100% |
| Sacks | 59.6% | | |

COMMENCING WITH CONFERENCE

- The Boilermakers have a 78-50-6 record in season-opening games. Purdue has never faced Penn State to start the year.
- Purdue has opened the season with a conference game 18 times previously, the last coming in 2020 against Iowa.
- Purdue is 8-10 when facing a conference opponent to start the year and 6-10 against Big Ten foes - three of those losses were to the University of Chicago, which left the Big Ten in 1946.

| | | |
|----------------|-------------------|----------|
| Oct. 8, 1892 | at Illinois | W, 12-6* |
| Oct. 14, 1893 | Indiana | W, 64-0* |
| Oct. 20, 1906 | at Chicago | L, 0-39 |
| Oct. 3, 1908 | at Chicago | L, 0-39 |
| Oct. 2, 1909 | at Chicago | L, 0-40 |
| Oct. 5, 1935 | at Northwestern | W, 7-0 |
| Sept. 27, 1947 | at Wisconsin | L, 14-32 |
| Sept. 24, 1949 | at Northwestern | L, 6-20 |
| Sept. 15, 1973 | at Wisconsin | W, 14-13 |
| Sept. 14, 1974 | Wisconsin | L, 14-28 |
| Sept. 13, 1975 | at Northwestern | L, 25-31 |
| Sept. 11, 1976 | Northwestern | W, 31-19 |
| Sept. 10, 1977 | at Michigan State | L, 14-19 |
| Sept. 16, 1978 | Michigan State | W, 21-14 |
| Sept. 8, 1979 | Wisconsin | W, 41-20 |
| Aug. 31, 1996 | at Michigan State | L, 14-52 |
| Aug. 30, 2018 | Northwestern | L, 27-31 |
| Oct. 24, 2020 | Iowa | W, 24-20 |

* denotes Indiana Intercollegiate Athletic Association

BOILERMAKERS BACK IN THE RANKINGS

- The Boilermakers received votes in the preseason AP and Coaches polls heading into the 2022 campaign.
- Purdue's two wins over top-5 opponents last year saw the Boilermakers crack into the national rankings for the first time since 2007.
- Purdue was No. 25 in the AP poll following its win at No. 2 Iowa and was later ranked No. 19 in the College Football Playoff ranking, the first appearance in program history, after defeating No. 3 Michigan State at Ross-Ade Stadium.

WEEK 1 HONORARY CAPTAIN

- Purdue quarterback Mark Herrmann will be the first honorary captain for the 2022 season.
- Herrmann had a legendary career behind center at Purdue that featured 33 wins, three Bowl victories, MVP awards for the 1980 Liberty Bowl, 1979 Bluebonnet Bowl and 1978 Peach Bowl, the 1980 Sammy Baugh Trophy and an induction to the Purdue (1997) and College Football (2010) Hall of Fames.
- Herrmann threw for 7,636 yards and 71 touchdowns as a four-year starter at Purdue.
- Herrmann embarked on an 11-year NFL career with Denver, Baltimore, San Diego, Los Angeles and Indianapolis.
- He rejoined Purdue Athletics in 2020 as the John Purdue Club Director of Leadership and Alumni Engagement.

THURSDAY NIGHT OPENER

- The Boilermakers are scheduled to open a season on a Thursday for the third time in program history and play just their third Thursday game since 1904.
- Purdue holds a 6-7-2 record when playing on Thursdays.

(2-5-2 at home, 3-1 on the road, 1-1 at neutral sites)
 • Eleven of Purdue's 15 Thursday games have been played on Thanksgiving.

| | | |
|----------------|--------------------------------|------------------|
| Nov. 27, 1890 | at Butler | L, 10-12* |
| Nov. 26, 1891 | at Butler | W, 58-0* |
| Nov. 24, 1892 | at DePauw | W, 32-6* |
| Nov. 29, 1894 | vs. DePauw (at Indianapolis) | W, 28-0* |
| Sept. 26, 1895 | Iowa State | W, 6-0 (forfeit) |
| Nov. 25, 1897 | Alumni | T, 0-0* |
| Nov. 24, 1898 | Oberlin | L, 0-10* |
| Nov. 30, 1899 | Indiana | L, 5-17* |
| Nov. 29, 1900 | Indiana | L, 5-24* |
| Nov. 28, 1901 | Northwestern | L, 5-10* |
| Nov. 27, 1902 | Notre Dame | T, 6-6* |
| Oct. 1, 1903 | at Wabash | W, 18-0 |
| Nov. 24, 1904 | Notre Dame | W, 36-0* |
| Jan. 1, 2004 | vs. Georgia (Capital One Bowl) | L, 27-34 (OT) |
| Aug. 30, 2018 | Northwestern | L, 31-27 |

* - Thanksgiving Game

FROM THE PORTAL TO PURDUE

- The Boilermakers hit the portal during the offseason to bring in 12 transfers.

| Name | Position | Year | Previous School |
|----------------|----------|-------|------------------|
| Kyle Adams | QB | R-So. | James Madison |
| Cole Brevard | DT | R-So. | Penn State |
| Elijah Canion | WR | Jr. | Auburn |
| Tee Denson | CB | Jr. | Kansas State |
| Sione Finau | OL | Sr. | FIU |
| Bryce Hampton | CB | R-Sr. | Adams State |
| Scotty Humpich | LB | R-Sr. | Murray State |
| Daniel Johnson | OL | R-Sr. | Kent State |
| Charlie Jones | WR | 6th | Iowa |
| Kobe Lewis | RB | R-Jr. | Central Michigan |
| Reese Taylor | DB | 5th | Indiana |
| Tyrone Tracy | WR | R-Sr. | Iowa |

NATIONAL LEADERS IN 2021

- Completing 70.8 percent of passes, Purdue led the Big Ten and ranked second in the country.
- The Boilermakers limited making penalties, committing a conference-low 4.5 per game that was the 10th-fewest nationally.
- Purdue's passing offense ranked fifth in the country and second in the Big Ten with 355.4 yards per game.
- Opponents were only able to convert 8 of 22 fourth down attempts for a .364 conversion rate, putting the Boilermakers 11th nationally in defending fourth downs.
- Purdue's red zone defense also ranked 23rd in the country.



BOILER NOTES

GETTING THE SQUAD BACK TOGETHER

- With the newest additions from the transfer portal, several Boilermakers have reunited with old teammates from their youth football days.
- Quarterback Aidan O'Connell will get the chance to throw touchdowns to his old youth receiver Charlie Jones from their time together on the Buffalo Grove Jr. Bisons.
- Receivers Broc Thompson and Tyrone Tracy and defensive back Reese Taylor reunite from their days playing in the Indiana Elementary Football Association. All three started their careers at different schools, but transferred to Purdue over the last two years. Taylor was the quarterback during their youth careers playing with a powerhouse trio of receivers in Tracy, Thompson and David Bell. In high school, Taylor was named Indiana Mr. Football at Ben Davis and Tracy was tabbed Indiana Gatorade Player of the Year in 2017 at Decatur Central.
- Two other players who started their careers elsewhere have reunited at Purdue. Running back Dylan Downing (UNLV) and defensive tackle Cole Brevard (Penn State) led Carmel High School to an Indiana State Championship in 2018.

ALL-AMERICANS TO THE NFL

- Purdue will have to replace a pair of All-Americans in WR David Bell and DE George Karlaftis as the two were taken in the 2022 NFL Draft (Karlaftis - 1st Rd, 30th, Kansas City, Bell - 3rd, 99th, Cleveland).
- A finalist for the Biletnikoff Award, Bell was named First Team All-America from four (AFCA, AP, FWAA, Walter Camp Football Foundation) of the five outlets recognized by the NCAA to just miss out on being a unanimous selection; however, the Purdue wide receiver became the 21st consensus All-American in Purdue history.
- Bell earned the Richter-Howard Receiver of the Year as the best receiver in the Big Ten, leading the conference in catches per game (8.5) and receiving yards per game (116.9); both marks ranked Top 5 in the country.
- Karlaftis became the first defensive Boilermaker to earn All-America honors since Ryan Kerrigan (2010).
- Karlaftis led the Boilermakers in tackles for loss (11.5), sacks (5.0), forced fumbles (3), fumble recoveries (2) and quarterback hurries (8), earning First Team All-Big Ten honors along the way.
- Along with the two All-Americans, Zander Horvath (7th Rd, 260th, Los Angeles Chargers) gave Purdue three Boilermakers taken in the 2022 NFL Draft; it marked the most Boilermakers selected in a single draft since 2008.

99th SEASON AT ROSS-ADE STADIUM

- The Boilermakers will call Ross-Ade Stadium home for the 99th season in 2022.
- A roughly two-year construction process for \$237,500 (\$3.76 million) with funds raised by Purdue alumni David E. Ross and George Ade helped replace Stuart Field, which had hosted Purdue Football since its inception.
- Ross-Ade Stadium had the perfect dedication and opening, a 26-7 drubbing of Indiana for homecoming on Nov. 22, 1924.
- Originally seating 13,500 with an additional 5,000 standing spots, Ross-Ade Stadium now can hold up to 61,320, including non-ticketed personnel.
- Purdue has an all-time record of 294-198 at Ross-Ade Stadium.

THE LAST BLACKOUT

- Purdue will hold its first Blackout game since 2018 when it faced then-No. 2 Ohio State.
- The Boilermakers rolled to a 49-20 victory over the Buckeyes.
- Quarterback David Blough threw for 378 yards and three scores, Rondale Moore caught two touchdowns to finish with 170 yards on 12 receptions, D.J. Knox rushed for 128 yards and three touchdowns and the defense kept Ohio State out of the end zone until the fourth quarter.
- Tyler Trent served as an inspiration for the Boilermakers that night, and his legacy lives on in many ways within the program, including the Tyler Trent Student Gate on the northeast side of Ross-Ade Stadium.

BROHM CLIMBING THE BOILERMAKER CHARTS

- In his sixth year in West Lafayette, head coach Jeff Brohm has started to climb up some of the career coaching charts at Purdue.
- He is currently seventh in wins with 28 and sixth in Big Ten victories with 20.
- The scoring average under Brohm is the second best in program history.

Points Per Game by Purdue Coach

| | | |
|----------------------|---------------------|-------------|
| 1. Joe Tiller | 1997-08 | 29.6 |
| 2. Jeff Brohm | 2017-Present | 27.6 |
| 3. Danny Hope | 2009-12 | 26.1 |
| 4. Jim Young | 1977-81 | 23.3 |

Wins by Purdue Coach

| | | |
|----------------------|---------------------|-----------|
| 1. Joe Tiller | 1997-08 | 87 |
| 2. Jack Mollenkopf | 1956-69 | 84 |
| 3. Noble Kizer | 1930-36 | 42 |
| 4. Jim Young | 1977-81 | 38 |
| 5. Jim Phelan | 1922-29 | 35 |
| 6. Stu Holcomb | 1947-55 | 35 |
| 7. Jeff Brohm | 2017-Present | 28 |

Big Ten Wins by Purdue Coach

| | | |
|----------------------|---------------------|-----------|
| 1. Jack Mollenkopf | 1956-69 | 57 |
| 2. Joe Tiller | 1997-08 | 53 |
| 3. Noble Kizer | 1930-36 | 26 |
| 4. Jim Young | 1977-81 | 26 |
| 5. Stu Holcomb | 1947-55 | 25 |
| 6. Jeff Brohm | 2017-Present | 20 |

2021: A HISTORIC SEASON

- Purdue finished the 2021 season with nine wins for the first time since 2003, when the Boilermakers also were 9-4.
- The nine wins were second-most in program history, as the Boilermakers record at least nine wins for the 12th time in the team's 134-year history.
- Two of those victories were over previously unbeaten No. 2 Iowa (Oct. 16) and No. 3 Michigan State (Nov. 6), giving the Boilermakers two wins over Top 5 teams for the first time since 1960.
- Purdue finished with a record of 6-3 in Big Ten play, the most conference wins in a season since the 2003 team went 6-2.
- The Boilermakers tied for second in the Big Ten West, finishing in the division's top three for the third time in five seasons under head coach Jeff Brohm (2017, 2018, 2021).
- Purdue won five games away from home for the first time since 1943, going 5-2 away from Ross-Ade Stadium.
- Purdue entered the College Football Playoff rankings at No. 19 on Nov. 9, the first-ever in the CFP era for the Boilermakers.
- The season was capped off with a thrilling 48-45 overtime victory over Tennessee in the TransPerfect Music City Bowl.
- The Boilermakers held four opponents to fewer than 10 points in 2021, the first time it has achieved the feat since 1978, when six opponents were held to single-digit point totals.

DEGREES IN HAND

- Purdue's 2022 roster features 18 college graduates.
- Thirteen of those graduates obtained a Purdue undergraduate degree, while five transfers graduated from their previous school.
- Quarterbacks Aidan O'Connell and Austin Burton have both earned their master's degrees at Purdue.

| | |
|-------------------|---------------------|
| Jack Albers | Kobe Lewis* |
| Austin Burton* | Eric Miller |
| Kieren Douglas | Aidan O'Connell |
| Payne Durham | Jack Sullivan |
| Semisi Fakasieiki | Cory Trice |
| Mitchell Fineran* | Jacob Wahlberg |
| Spencer Holstege | DJ Washington |
| Daniel Johnson* | Nick Zecchino |
| Lawrence Johnson | * - Previous school |
| Charlie Jones* | |

PURDUE RANKINGS - TEAM

| | FBS | BIG | Stat |
|---------------------------------|-----|-----|--------|
| 3rd Down Conversion Pct | 33 | 4 | 43.6 |
| 3rd Down Conversion Pct Defense | 44 | 8 | 36.9 |
| 4th Down Conversion Pct | 69 | 7 | 50.0 |
| 4th Down Conversion Pct Defense | 11 | 2 | 36.4 |
| Blocked Kicks | 67 | 8 | 1 |
| Blocked Kicks Allowed | 66 | 7 | 2 |
| Blocked Punts | | | |
| Blocked Punts Allowed | 64 | 9 | 1 |
| Completion Percentage | 2 | 1 | 70.8 |
| Defensive TDs | 25 | 4 | 2 |
| Fewest Penalties | 13 | 4 | 58 |
| Fewest Penalties Per Game | 10 | 2 | 4.46 |
| Fewest Penalty Yards | 29 | 6 | 557 |
| Fewest Penalty Yards Per Game | 22 | 6 | 42.8 |
| First Downs Defense | 31 | 4 | 236 |
| First Downs Offense | 22 | 2 | 314 |
| Fumbles Lost | 84 | 11 | 8 |
| Fumbles Recovered | 107 | 12 | 4 |
| Kickoff Return Defense | 45 | 10 | 19.9 |
| Kickoff Returns | 129 | 14 | 13.4 |
| Net Punting | 111 | 14 | 36.7 |
| Passes Had Intercepted | 85 | 10 | 12 |
| Passes Intercepted | 33 | 4 | 13 |
| Passing Offense | 5 | 2 | 355.4 |
| Passing Yards Allowed | 33 | 5 | 208.7 |
| Passing Yards per Completion | 97 | 11 | 11.4 |
| Punt Return Defense | 48 | 8 | 6.38 |
| Punt Returns | 94 | 11 | 6.15 |
| Red Zone Defense | 23 | 3 | 75.6 |
| Red Zone Offense | 48 | 3 | 86.0 |
| Rushing Defense | 77 | 12 | 157.9 |
| Rushing Offense | 127 | 14 | 84.2 |
| Sacks Allowed | 64 | 9 | 2.23 |
| Scoring Defense | 34 | 7 | 22.4 |
| Scoring Offense | 59 | 5 | 29.1 |
| Tackles for Loss Allowed | 80 | 9 | 6.08 |
| Team Passing Efficiency | 20 | 2 | 154.19 |
| Team Passing Efficiency Defense | 49 | 8 | 129.22 |
| Team Sacks | 78 | 9 | 2.00 |
| Team Tackles for Loss | 57 | 5 | 5.9 |
| Time of Possession | 16 | 3 | 31:57 |
| Total Defense | 48 | 8 | 366.6 |
| Total Offense | 33 | 5 | 439.6 |
| Turnover Margin | 83 | 10 | -0.23 |
| Turnovers Gained | 61 | 8 | 17 |
| Turnovers Lost | 89 | 11 | 20 |
| Winning Percentage | 30 | 5 | 69.2 |

PURDUE RANKINGS - PLAYER (TOP-50)

| | FBS | BIG | Stat |
|------------------------|-----|-----|-------|
| Aidan O'Connell | | | |
| Completion Percentage | 4 | 2 | 71.8 |
| Completions Per Game | 6 | 2 | 26.3 |
| Passing Efficiency | 13 | 2 | 158.8 |
| Passing Touchdowns | 17 | 2 | 28 |
| Passing Yards | 11 | 3 | 3,712 |
| Passing Yards Per Game | 9 | 2 | 309.3 |
| Points Responsible For | 27 | 4 | 14.7 |
| Total Offense | 17 | 4 | 299.3 |
| Yards Per Pass Attempt | 27 | 3 | 8.46 |

Mitchell Fineran

| | | | |
|-----------------------|----|---|------|
| Field Goal Percentage | 25 | 4 | 82.8 |
| Field Goals Per game | 3 | 1 | 1.85 |
| Scoring | 25 | 5 | 8.6 |

Cam Allen

| | | | |
|---------------|----|---|---|
| Interceptions | 14 | 4 | 4 |
|---------------|----|---|---|



BIG TEN STANDINGS / SCHEDULE

BIG TEN WEST

| | Conf. | Ovr. | Strk |
|--------------|-------|------|------|
| Northwestern | 1-0 | 1-0 | W1 |
| Purdue | 0-0 | 0-0 | W3 |
| Illinois | 0-0 | 1-0 | L1 |
| Iowa | 0-0 | 0-0 | L2 |
| Minnesota | 0-0 | 0-0 | W3 |
| Wisconsin | 0-0 | 0-0 | W1 |
| Nebraska | 0-1 | 0-1 | L7 |

BIG TEN EAST

| | Conf. | Ovr. | Strk |
|----------------|-------|------|------|
| Maryland | 0-0 | 0-0 | W2 |
| Michigan | 0-0 | 0-0 | W1 |
| Michigan State | 0-0 | 0-0 | W2 |
| Ohio State | 0-0 | 0-0 | W1 |
| Penn State | 0-0 | 0-0 | L2 |
| Rutgers | 0-0 | 0-0 | L3 |
| Indiana | 0-0 | 0-0 | L8 |

BIG TEN WEEKLY SCHEDULE

THURSDAY, SEPT. 1

| | | |
|-------------------------------|--------|-----|
| Penn State at Purdue | 8 p.m. | FOX |
| New Mexico State at Minnesota | 9 p.m. | BTN |

FRIDAY, SEPT. 2

| | | |
|------------------------------------|--------|------|
| Western Michigan at Michigan State | 7 p.m. | ESPN |
| Illinois at Indiana | 8 p.m. | FS1 |

SATURDAY, SEPT. 3

| | | |
|-----------------------------|-----------|------|
| South Dakota State at Iowa | 12 p.m. | FS1 |
| Buffalo at Maryland | 12 p.m. | BTN |
| Colorado State at Michigan | 12 p.m. | ABC |
| Rutgers at Boston College | 12 p.m. | ACCN |
| North Dakota at Nebraska | 3:30 p.m. | BTN |
| Illinois State at Wisconsin | 7 p.m. | FS1 |
| Notre Dame at Ohio State | 7:30 p.m. | ABC |

#PROBOILERS

There are currently 17 Boilermaker alumni on NFL rosters or practice squads this week. The 2020 saw a trio of Boilermakers come off the board - George Karlaftis (Rd 1, 30th, Kansas City), David Bell (Rd 3, 99th, Cleveland) and Zander Horvath (Rd 7, 260th, Los Angeles Chargers)

LIST OF PROBOILERS

| Name | Pos. | Status | Team |
|-------------------|------|--------|--------------|
| Greg Long | G | Active | Arizona |
| Rondale Moore | WR | Active | Arizona |
| Austin Larkin | DE | Active | Carolina |
| Markus Bailey | LB | Active | Cincinnati |
| David Bell | WR | Active | Cleveland |
| Anthony Brown | CB | Active | Dallas |
| Tyler Coyle | SS | Active | Dallas |
| Derrick Barnes | LB | Active | Detroit |
| David Blough | QB | Active | Detroit |
| Dennis Kelly | T | Active | Indianapolis |
| George Karlaftis | DE | Active | Kansas City |
| Zander Horvath | FB | Active | LAC |
| Raheem Mostert | RB | Active | Miami |
| Ja'Whaun Bentley | LB | Active | New England |
| DaMarcus Mitchell | LB | Active | New England |
| Grant Hermanns | T | Active | NYJ |
| Jordan Roos | G | Active | Tennessee |

BOILER NOTES

REMEMBERING LEN DAWSON

- The Boilermakers bid farewell to one of the iconic greats and a pioneer of the Cradle of Quarterbacks in Len Dawson, who passed away Aug. 24 at the age of 87.
- A three-year starter at Purdue, Dawson was named All-Big Ten and led the conference in passing and total offense all three seasons. He set then-records at Purdue with 3,325 yards and 29 passing touchdowns.
- Over a 19-year career for Pittsburgh, Cleveland, Houston/Kansas City, Dawson threw for 28,711 yards and 239 touchdowns and netted numerous honors, including a win in Super Bowl IV, Super Bowl IV MVP honors, his No. 16 retired by the Kansas City Chiefs and induction to the Pro Football Hall of Fame.
- Following his playing career, Dawson served several roles as a broadcaster around football, hosting HBO's "Inside the NFL" for 25 years, landing him back in Canton for a second time as a broadcaster.

NEW FACES ON STAFF

- The Boilermakers will have five new assistant coaches on the sidelines in 2022:
- David Elson (Linebackers) - a former head coach at Western Kentucky and a defensive coordinator at several stops, spent the 2021 campaign with Purdue as a defensive quality control coach.
- Garrick McGee (Wide Receivers) - joined the Boilermakers with 26 years of coaching experience, including time as the head coach at UAB, where Jeff Brohm was his offensive coordinator, and several stints as an offensive coordinator; he most recently coached quarterbacks at Florida in 2021.
- Ryan Wallace (Tight Ends) - has spent the past five seasons on Brohm's staff, serving as an offensive and special teams assistant.
- Aston Youboty (Cornerbacks) - was an All-Big Ten cornerback at Ohio State and played five seasons in the NFL before making the transition into coaching; he coached cornerbacks at Youngstown State and was as a quality control coach at Wisconsin.
- Karl Maslowski (Special Teams/Linebackers) - joined Purdue after spending three seasons at Louisville. He was an All-American linebacker at Western Kentucky from 1999-03.

ATTACK FROM THE AIR

- During the first five seasons of the Jeff Brohm era, the Boilermakers have averaged 306.3 yards passing per game at a 64.9% completion clip with 134 touchdowns.
- Purdue's passing attack trails only Ohio State and ranks in the top 20 nationally over the last five years, also considering the program played just six games in 2020.

| | Stat | BIG | National |
|--------------------|--------|-----|----------|
| Passing Yards | 17,461 | 2 | 16 |
| Passing Touchdowns | 134 | 2 | 20 |
| Comp. Percentage | 64.9% | 2 | 5 |
| Completions | 1,528 | 1 | 3 |
| Total Offense | 23,802 | 2 | 20 |
| 300-Yard Games | 28 | 2 | 12 |
| 500-Yard Games | 8 | 1 | 3 |
| 3-Touchdown Games | 25 | 2 | 11 |

RECORD BREAKERS

- The Boilermakers produced several new school records during the 2021 campaign, courtesy of the passing game.
- Purdue broke the school record for passing yards in a season with 4,620 to top the previous record of 4,208 set in 1998.
- The Boilermakers broke the program record for passing yards per game with 355.3 to eclipse the previous mark of 341.8 set in 1985.
- Purdue totaled 221 passing first downs to best the original record of 204 set in 1998.
- Boilermaker quarterbacks recorded 407 completions to pass the previous record of 377 set in 1998.
- Purdue quarterbacks also completed 70.8 percent of their passes, including 70.2 percent by Aidan O'Connell; both percentages are new school records.

AIR IT OUT AIDAN

- Starting his career as a walk-on before taking over the starting duties, Aidan O'Connell put together a memorable 2021 campaign.
- O'Connell earned Second Team All-Big Ten honors from the conference coaches and media, the first Purdue quarterback to be named to one of the first two All-Big Ten teams since Kyle Orton in 2004.
- O'Connell's 71.8% completion percentage set a new school record and ranked fourth in the country.
- Despite splitting time at points of the season, O'Connell threw for 3,712 yards (11th) and 28 touchdowns (17th).
- In games against Top 5 competition (at No. 2 Iowa, No. 3 Michigan State, and at No. 4 Ohio State), O'Connell threw for 1,301 passing yards (433.7 avg.) and completed 110-of-146 pass attempts (.753). For those three games, O'Connell had a 9-0 TD-INT ratio.

BIG PLAY POTENTIAL

- The Boilermaker offense tallied 29 plays of 30-yards or more last season, as well as 11 of 50 yards or more.
- Aidan O'Connell had 20 passes of 30 yards or longer with six going for touchdowns.
- Payne Durham and Broc Thompson each hauled in a trio of passes of 30 yards or more to top all returners.
- Purdue's three longest plays from 2021 all came in that exhilarating TransPerfect Music City Bowl with O'Connell finding Broc Thompson for touchdowns of 75 and 70 yards and Durham for a 62-yard catch-and-score.
- O'Connell has 28 career throws of 30 yards or more and nine over 50 yards.

IN ELITE COMPANY

- Aidan O'Connell was one of 14 quarterbacks last season to throw for over 3,500 yards and 25 touchdowns, with 11 of those returning in 2022.
- That list shrinks to three for quarterbacks with a completion percentage above 70%.

| QB | School | Games | Yards | TDs | Comp% |
|-------------------|--------------|-------|-------|-----|-------|
| Bryce Young | Alabama | 15 | 4872 | 47 | 66.9 |
| C.J. Stroud | Ohio State | 12 | 4435 | 44 | 71.9 |
| Sam Hartman | Wake Forest | 14 | 4228 | 39 | 58.9 |
| Tanner Mordecai | SMU | 12 | 3628 | 39 | 67.8 |
| Logan Bonner | Utah State | 14 | 3628 | 36 | 61.3 |
| Will Rogers | Miss. State | 13 | 4739 | 36 | 73.9 |
| Jake Haener | Fresno State | 13 | 4096 | 33 | 67.1 |
| Brennan Armstrong | Virginia | 11 | 4449 | 31 | 65.2 |
| Clayton Tune | Houston | 14 | 3544 | 30 | 68.3 |
| Aidan O'Connell | Purdue | 12 | 3712 | 28 | 71.6 |
| Taulia Tagovailoa | Maryland | 13 | 3860 | 26 | 69.2 |

300-YARDERS

- Aidan O'Connell joined Drew Brees as the only Purdue quarterbacks to record multiple 500-yard games over a career, while becoming the only one to reach the 500-yard mark twice in a single season.
- O'Connell threw for a career-high 536 yards in an upset victory over No. 3 Michigan State before ending the year with 534 passing yards to help Purdue beat Tennessee in the Music City Bowl.
- The gunslinger produced six 300-yard games, the third-most in a single season and the first Purdue quarterback to accomplish the feat since Curtis Painter in 2007.
- O'Connell is tied with Mark Herrmann with eight career games of 300 yards passing or more. Drew Brees owns the record with 16.
- All eight of O'Connell's 300-yard passing games have been for 350 yards or more.



BOILER NOTES

PRESEASON HAUL FOR AOC

Leading into the season, it seemed that Aidan O'Connell landed on a different watch list or preseason team every week.

- Maxwell Award Watch List
- Walter Camp Award Watch List
- Davey O'Brien Award Watch List
- Senior Bowl Watch List
- Johnny Unitas Golden Arm Award Watch List
- CFPA National Performer of the Year Watch List
- Big Ten Preseason Honors List (Media)
- Preseason Second Team All-Big Ten (Athlon, Phil Steele)
- Preseason Third Team All-Big Ten (PFF)

EXPERIENCED LINE

- Center Gus Hartwig (6-5, 310), guard Spencer Holstege (6-5, 310) and tackle Eric Miller (6-7, 305) will team up for their second campaign in the trenches.
- The trio anchor the left side of the line. Hartwig and Holstege have started the last 16 games, while Holstege enters the year with the most consecutive starts on the team with 18.
- Two spots were up for grabs on the right side of the line during preseason camp.
- Redshirt freshman guard Marcus Mbow (6-5, 305) solidified his spot after playing well in the Music City Bowl last December and having a solid spring and camp.
- Redshirt junior Cam Craig (6-5, 310) started a pair of games in 2021 after missing 2020 due to injury. The Dublin, Ohio, native has emerged as the top right tackle heading into the year.

ARSENAL OF RECEIVERS

- Despite the departures of David Bell, Jackson Anthrop and Milton Wright, Aidan O'Connell will have an overabundance of targets to catch his passes.
- O'Connell has more than 15 potential targets split between the wide receivers, tight ends and running backs this season.
- Instant impact transfers from Iowa, Charlie Jones and Tyrone Tracy are the elder statesmen of the receivers room. The duo combined for 87 catches, 1,194 yards and eight touchdowns during their time in Iowa City.
- Big-bodied receivers in Broc Thompson, Mershawn Rice, Auburn transfer Elijah Canion, Collin Sullivan and Abdur-Rahmaan Yaseen all stand 6-foot-2 or taller to give some height on the perimeter.
- Shifty slotmen TJ Sheffield and Deion Burks will also get in on the action in different packages.

OLD RELIABLE AT TIGHT END

- Trusty veteran tight end Payne Durham enters his final season in West Lafayette after an All-Big Ten campaign in 2021 that saw him haul in 45 passes for 467 yards and six scores.
- Durham's progression in college from backup to all-conference caliber is made more impressive when you consider he played one year of high school football after playing lacrosse all his life.
- Joining Durham as the front line tight ends will be Paul Piferi, who made five catches for 61 yards and a score last season. A former three-star quarterback, Piferi transitioned to tight end during the 2020 season.
- The only setback in the tight end room came during preseason camp when Garrett Miller suffered a season-ending knee injury.
- To provide more depth at tight end, the Boilermakers will look to walk-on redshirt sophomore Ben Buechel and sophomore Drew Biber.

THE KING LEADING HIS RUNNING BACKS

- King Doerue heads a stable of running backs. The senior from Amarillo, Texas, crossed the 1,000-yard mark for his career last season when he ran for 530 yards on 135 carries as Purdue's primary rusher.
- Doerue split time with Zander Horvath in 2021, who was selected in the seventh round of the 2022 NFL Draft by the Los Angeles Chargers.
- Joining Doerue will be Dylan Downing, who carried the ball 44 times for 178 yards and a score last season. When Horvath went down with an injury, Downing stepped up to be the Boilermakers'

second back. During the offseason, Downing dropped nearly 20 pounds in an effort to be leaner and more agile, thanks to a refocus on nutrition.

- Central Michigan transfer Kobe Lewis will look to make his mark in West Lafayette. The Americus, Ga., product rushed for over 1,500 yards and 18 scores in his career.
- One player who has turned some heads during camp is walk-on Devin Mockobee. The shifty redshirt freshman from Boonville, Ind., did not see action in 2021, after winning the Indiana high school state long jump and finishing second in the 110-meter hurdles.

BROC'S BOND

- Wide receiver Broc Thompson's bond with his brother Cade prompted him to transfer from Marshall to Purdue in 2021.
- Cade was diagnosed with cancer in the summer of 2020, prompting Thompson to change his number from 88 his freshman season to 13, Cade's number in youth football.
- When Thompson arrived in West Lafayette in 2021, he elected to wear No. 29 to honor the number of chemotherapy rounds Cade endured.
- Cade was declared cancer-free in April of 2021.
- Thompson switched back to No. 13 for the 2022 season.

BOWLING WITH BROHM

- The Boilermakers have been to three bowls in five seasons under head coach Jeff Brohm.
- Purdue closed out 2021 with a 48-45 overtime victory over Tennessee in the Transperfect Music City Bowl.
- The Boilermakers capped the first season of the Brohm era with a 38-35 win at the Foster Farms Bowl in San Francisco against Arizona.
- Prior to the Foster Farms Bowl, Purdue had not reached a bowl game since 2013 in the Heart of Dallas Bowl and had not won a bowl game since the 2011 Little Caesars Bowl.
- The Boilermakers have gone bowling 20 times with a record of 11-9.

| Purdue Bowls | Opp. | Result |
|--------------|-----------------|-------------------------------|
| 1967 | Rose | W, 14-13 |
| 1978 | Peach | Georgia Tech W, 41-21 |
| 1979 | Bluebonnet | Tennessee W, 27-22 |
| 1980 | Liberty | Missouri W, 28-25 |
| 1984 | Peach | Virginia L, 24-27 |
| 1997 | Alamo | #24 Oklahoma State W, 33-20 |
| 1998 | Alamo | #4 Kansas State W, 37-34 |
| 2000 | Outback | #21 Georgia L [OT], 25-28 |
| 2001 | Rose | #4 Washington L, 24-34 |
| 2001 | Sun | #13 Washington State L, 27-33 |
| 2002 | Sun | Washington W, 34-24 |
| 2004 | Capital One | #11 Georgia L [OT], 27-34 |
| 2004 | Sun | #21 Arizona State L, 23-27 |
| 2006 | Champs Sports | Maryland L, 7-24 |
| 2007 | Motor City | Central Michigan W, 51-48 |
| 2011 | Little Caesars | Western Michigan W, 37-32 |
| 2013 | Heart of Dallas | Oklahoma State L, 14-58 |
| 2017 | Foster Farms | Arizona W, 38-35 |
| 2018 | Music City | Auburn L, 14-63 |
| 2021 | Music City | Tennessee W [OT], 48-45 |

WHAT WE BRING BACK

- While three key pieces of the 2021 defense in George Karlaftis, Jaylan Alexander and Dedrick Mackey have moved on, the Boilermakers have a solid veteran core returning in 2022.
- Purdue brings back eight starters in defensive linemen Lawrence Johnson and Branson Deen, linebackers Jalen Graham, Kieren Douglas and Kydran Jenkins and defensive backs Cam Allen, Cory Trice and Jamari Brown.
- In addition to the returning starters, rotational depth is also back with Jack Sullivan, O.C. Brothers, Chris Jefferson, Sanoussi Kane, Clyde Washington, Prince James Boyd Jr. and Khordae Sydnor.

CRADLE OF QUARTERBACKS

Many schools boast of tradition. But none can match Purdue's tradition of turning out top-flight quarterbacks.

The Cradle of Quarterbacks has evolved over the last half century as a defining feature of Purdue football. Boilermakers have set numerous NCAA and Big Ten Conference records, many have been chosen as All-Americans and national awards winners or finalists.

In the early 1970s, Purdue Athletics commissioned a university artist named Keith Butz to create a poster featuring outstanding Boilermaker quarterbacks of the previous 30 years. That poster featured Bob DeMoss, Dale Samuels, Len Dawson, Bernie Allen, Bob Griese, Mike Phipps and Gary Danielson.

DREW BREES (PURDUE 1997-00) - PURDUE HALL OF FAME - 2009

11,792 yards, 90 touchdowns, 61.1% comp.
All-America, Maxwell Award, 3-time All-Big Ten
2nd Rd, 32nd - 2001 NFL Draft - San Diego Chargers
2001-20 NFL Career - San Diego, New Orleans
Super Bowl XLIV MVP & champion, 13-time Pro Bowler

SCOTT CAMPBELL (PURDUE 1980-83)

7,636 yards, 45 touchdowns
7th Rd, 191st - 1984 NFL Draft - Pittsburgh
1984-90 NFL Career - Pittsburgh, Atlanta
Pittsburgh Steelers (1984-86), Atlanta Falcons (1986-90)

GARY DANIELSON (PURDUE 1970-72) - PURDUE HALL OF FAME - 2012

2,748 yards, 14 touchdowns at Purdue
Detroit Lions (1976-1984), Cleveland Browns (1985, 1987-88)
College Football Analyst for CBS

LEN DAWSON (PURDUE 1954-56) - PURDUE HALL OF FAME - 1996

3,325 yards, 29 touchdowns at Purdue
Three-time All-Big Ten, 1956 First Team All-America
1st Rd, 5th - 1957 NFL Draft - Pittsburgh Steelers
1957-75 NFL Career - Pittsburgh, Cleveland, Dallas, Kansas City Chiefs
Super Bowl IV champion, Super Bowl IV MVP, 1987 Pro Football Hall of Fame

BOB DE MOSS (PURDUE 1945-48) - PURDUE HALL OF FAME - 1999

2,759 yards, 23 touchdowns at Purdue
2nd Rd, 13th - 1949 NFL Draft - New York Yanks
Purdue Head Coach (1970-72)

JIM EVERETT (PURDUE 1981-85) - PURDUE HALL OF FAME - 1999

7,411 yards, 43 touchdowns at Purdue, 1985 All-Big Ten
1st Rd, 3rd - 1986 NFL Draft - Houston Oilers
1986-97 NFL Career - Los Angeles Rams, New Orleans, San Diego
Pro Bowler

BOB GRIESE (PURDUE 1964-66) - PURDUE HALL OF FAME - 1994

4,541 yards, 28 touchdowns at Purdue
1966 Big Ten Player of the Year, 2-time All-America, 2-time All-Big Ten
1st Rd, 4th - 1967 NFL Draft - Miami Dolphins
1967-80 NFL Career - Miami
Super Bowl VII & VIII champion, 6-time Pro Bowler, Pro Football Hall of Fame

MARK HERRMANN (PURDUE 1977-80) - PURDUE HALL OF FAME - 1997

9,946 yards, 71 touchdowns
4-time All-Big Ten, Sammy Baugh Award, College Football Hall of Fame
4th Rd, 98th - 1981 NFL Draft - Denver Broncos
1981-92 NFL Career - Denver, Baltimore, Indianapolis, San Diego

KYLE ORTON (PURDUE 2001-04)

9,337 yards, 63 touchdowns
2-time All-Big Ten
4th Rd, 106th - 2005 NFL Draft - Chicago Bears
2005-2014 NFL Career - Chicago, Denver, Kansas City, Dallas, Buffalo

CURTIS PAINTER (PURDUE 2005-08)

11,163 yards, 67 touchdowns
6th Rd, 201st - 2009 NFL Draft - Indianapolis Colts
2009-13 NFL Career - 2009-13

MIKE PHIPPS (PURDUE 1967-69) - PURDUE HALL OF FAME - 1995

5,423 yards, 37 touchdowns
1969 Consensus All-America, 2-time All-Big Ten, College Football Hall of Fame
1st Rd, 3rd - 1970 NFL Draft - Cleveland Browns
1970-81 NFL Career - Cleveland, Chicago

DALE SAMUELS (PURDUE 1950-52) - PURDUE HALL OF FAME - 2001

3,161 yards, 27 touchdowns at Purdue
3rd Rd, 28th pick - Chicago Cardinals, 1953 NFL Draft



DEN OF DEFENSIVE ENDS

Threatening the opposition's signal-caller is the goal of every defensive end: causing disruption, havoc and confusion to the offense.

Throughout its history, Purdue has produced many outstanding defensive ends, creating an institution unlike any other in college football - The Den of Defensive Ends.

Eight members of The Den have gone on to be selected for the NFL Pro Bowl - Sugar, Lundy, Keena Turner, Colvin, Shaun Phillips, Spencer, Kerrigan and Cliff Avril - while four have played for Super Bowl champions: Turner, Colvin, Avril and Rob Ninkovich.

George Karlaftis became the latest member of The Den of Defensive Ends, as the All-American was added in the spring of 2022.

CLIFF AVRIL (PURDUE 2004-07)

All-Big Ten
3rd Rd, 92nd - 2008 NFL Draft - Detroit Lions
2008-17 NFL Career - Detroit, Seattle

AKIN AYODELE (PURDUE 1999-01)

3-time All-Big Ten
2nd Rd, 89th - 2002 NFL Draft - Jacksonville Jaguars
2002-10 NFL career - Jacksonville, Dallas, Miami, Buffalo

ROSEVELT COLVIN (PURDUE 1995-98) - PURDUE HALL OF FAME - 2016

2-time All-Big Ten
4th rd, 111th - 1999 NFL Draft - Chicago Bears
1999-08 NFL career - Chicago, New England
Super Bowl XXXVIII, XXXIX champion

RAY EDWARDS (PURDUE 2003-05)

4th Rd, 127th - 2006 NFL Draft - Minnesota Vikings
2006-12 NFL career - Minnesota, Atlanta

GEORGE KARLAFTIS (PURDUE 2019-21)

3-time All-Big Ten, 2021 First Team All-America
1st Rd, 30th - 2022 NFL Draft - Kansas City Chiefs
2022-Present NFL career - Kansas City

RYAN KERRIGAN (PURDUE 2007-10) - PURDUE HALL OF FAME - 2018

2-time All-Big Ten, All-America, Defensive Player of the Year
1st Rd, 16th - 2011 NFL Draft - Washington Redskins
2011-Present NFL career - Washington, Philadelphia

LAMAR LUNDY (PURDUE 1954-56) - PURDUE HALL OF FAME - 1995

2-time All-Big Ten
4th Rd, 47th - 1957 NFL Draft - Los Angeles Rams
1957-69 NFL career - Los Angeles

ROB NINKOVICH (PURDUE 2004-05)

All-Big Ten
5th Rd, 135th - 2006 NFL Draft - New Orleans Saints
2006-16 NFL career - New Orleans, Miami, New England
Super Bowl XLIX, LI champion

CHIKE OKEAFOR (PURDUE 1994-96, 1998)

All-Big Ten
3rd Rd, 89th - 1999 NFL Draft - San Francisco 49ers
1999-09 NFL career - San Francisco, Seattle, Arizona

SHAUN PHILLIPS (PURDUE 2000-03)

All-Big Ten
4th Rd, 98th - 2004 NFL Draft - San Diego Chargers
2004-14 NFL career - San Diego, Denver, Tennessee, Indianapolis

ANTHONY SPENCER (PURDUE 2003-06)

All-Big Ten, All-America
1st Rd, 26th - 2007 NFL Draft - Dallas Cowboys
2007-14 NFL career - Dallas

LEO SUGAR (PURDUE 1949-51) - PURDUE HALL OF FAME - 2006

2-time All-Big Ten, All-America
11th Rd, 123rd - 1952 NFL Draft - Chicago Cardinals
1954-62 NFL career - Chicago/St. Louis, Philadelphia, Detroit

KEENA TURNER (PURDUE 1976-79) - PURDUE HALL OF FAME - 2006

2-time All-Big Ten
2nd Rd, 39th - 1980 NFL Draft - San Francisco 49ers
1980-90 NFL career - San Francisco
Super Bowl XVI, XIX, XXIII, XXIV champion

BOILER NOTES

REPLACING THE GREEK BREAK

- 2021 All-American George Karlaftis, who was selected 30th overall by the Kansas City Chiefs in the 2022 NFL Draft, left a large void at the end of the defensive line.
- Karlaftis led the Boilermakers in tackles-for-loss with 11.5 and tied for the team lead in sacks with five. Totalling 41 tackles, 31 solos, Karlaftis drew the attention of most offensive fronts.
- The West Lafayette product closed his career ranked 18th in program history with 30.5 tackles-for-loss.

SECOND SEASON WITH ENGLISH/HAGEN

- Purdue enters its second season with co-defensive coordinators Ron English and Mark Hagen. The duo, along with fellow co-defensive coordinator Brad Lambert who left for Wake Forest during the offseason, provided some much-needed stability to the defensive side of the ball.
- With Hagen's focus on the defensive line and English handling the defensive backs, Purdue trimmed opponents' passing yards per game down to 208.7 yards, which ranked fifth nationally and second in the Big Ten.
- The Boilermakers also posted their first shutout since 2011 with a 49-0 drubbing of UConn.

| | 2020 | 2021 | +/- |
|----------------------------------|-----------|-------------|-------|
| Points Allowed Per Game | 29.8 | 22.4 | 7.4 |
| 2nd Half Points Allowed Per Game | 12.3 | 10.0 | -2.3 |
| Passing Yards Allowed Per Game | 254.2 | 208.7 | -45.5 |
| Total Offense Allowed Per Game | 399.0 | 366.5 | -32.5 |
| 3rd Down Percentage | 43.8% | 36.9% | -6.9% |
| 4th Down Percentage | 46.2% | 36.4% | -9.8% |
| Red Zone Touchdowns Allowed | 19-32-60% | 24-45-53.3% | -7% |
| Interceptions (Per Game) | 3 (0.5) | 13 (1.0) | +0.5 |
| Sacks (Per Game) | 7 (1.2) | 26 (2.0) | +0.8 |
| Pass Breakups (Per Game) | 16 (2.5) | 45 (3.5) | +1 |

STACKED LINEBACKERS

- Despite the linebackers room losing 2021 leading tackler Jaylan Alexander, the Boilermakers return a trio of their linebacking core from 2021 in Kieren Douglas, Jalen Graham and Kydran Jenkins.
- In their first season together, the trio amassed a combined 166 tackles, 15 tackles-for-loss and six sacks to go with three interceptions.
- Graham, in his third year as a starter, worked all over the defensive backfield for 64 tackles, including 45 solos. He was named Big Ten Player of the Week after intercepting a pair of passes, housing one, in the win at Nebraska.
- Kieren Douglas made the most of his first year in the starting lineup to total 67 tackles. His biggest contribution perhaps came on his final tackle of the season, when he and Jamari Brown combined to stop Tennessee's Jaylen Wright's forward progress at the goal line in overtime of the Music City Bowl.
- Kydran (KAY-dran) Jenkins closed his first campaign in the starting rotation tied for the team lead in sacks with George Karlaftis with five.
- Semisi Fakasiieiki makes his return back from injury. The Compton, Calif., native combined for 44 tackles and 3.5 tackles-for-loss in 2019 and 2020.
- Additional help will come from Murray State transfer Scotty Humpich. The redshirt senior was an All-OVC first team pick in 2020 before injury shortened his campaign last year.

EXPERIENCED SECONDARY

- Three of Purdue's four defensive backs heading into the season have featured prominently in the Boilermakers' starting lineup.
- Safety Cam Allen looks to build off his honorable mention All-Big Ten campaign in 2020 that saw him rack up 27 tackles and a pair of interceptions.
- Cornerback Cory Trice returns after missing the final 11 games of 2021 through injury. The 6-foot-3 defensive back was tabbed the No. 4 on The Athletic's preseason top-20 senior cornerbacks.
- Redshirt senior Jamari Brown stepped into Trice's role for the final 11 games of the season. He notched 32 tackles and broke up seven passes with two forced fumbles.
- Chris Jefferson provided a spark in extra defensive back

situations last year. A Division II All-American at Findlay, Jefferson finished the year with 47 tackles and one interception, including a season-high 15 in the Music City Bowl.

DEFENSIVE BACK DEPTH

- Purdue's jump into the portal gave some additional support in the secondary.
- Reese Taylor, the 2017 Indiana Mr. Football at quarterback, arrived from Indiana during the offseason. He tallied 65 tackles over 40 games with two interceptions with the Hoosiers.
- Sophomore Brandon Calloway, redshirt junior O.C. Brothers, junior Sanoussi Kane and transfers Tee Denson from Kansas State and Bryce Hampton from Adams State will give additional coverage on defense and special teams.

TRIO OF D-LINE STARTERS ARE BACK

- Even with George Karlaftis heading to the NFL, the Boilermakers have depth and experience on the defensive line going into 2022.
- Redshirt senior Lawrence Johnson enters his fourth season in the main rotation. Last season, Johnson made 34 tackles last season with 4.5 for loss and one sack.
- Fellow redshirt senior Branson Deen was tabbed All-Big Ten honorable mention by the coaches and media following 26 tackles with 9.5 for loss.
- Jack Sullivan expanded his role in 2021 to tally 22 tackles with 4.5 for loss. The redshirt senior graduated in early August with his degree in professional flight, technology and aviation management.
- Interior lineman Damarjhe Lewis, who was poised to have a breakout year, suffered a season-ending injury during the opening weeks of camp.

HEAVY HITTERS IN THE INTERIOR

- Penn State Transfer Cole Brevard has found his footing in West Lafayette, while redshirt senior Prince James Boyd Jr. will see his role grow, after recording five tackles and recovering one fumble in 2021.
- A freshman trio of Joe Strickland, Nic Caraway and Mo Omonode, along with redshirt freshman Khordae Sydnor could also add an impact in the trenches.

SPECIALIST TRIO RETURNS

- The Boilermakers have some stability returning in 2022 with the kicker, punter and long snapper all returning.
- Long snapper Nick Zecchino, one of two seventh-year players on the roster, will handle the short and long snapping duties for the fourth straight year.
- Fifth-year kicker Mitchell Fineran was named to the Lou Groza Award Watch List ahead of his second season in West Lafayette.
- Fineran had a huge 2021 season, making 82.8 percent of his field goal attempts (24-of-29) and earning All-Big Ten Honorable Mention accolades.
- Sophomore punter Jack Ansell completes the returner trifecta, as the Aussie looks to improve upon his campaign last year.

NEW SPECIAL TEAMS COACH

- Head coach Jeff Brohm welcomed in Karl Maslowski as the Boilermakers' new special teams coach during the offseason.
- Maslowski was a senior quality control specialist at Louisville for the last three seasons after coaching special teams at Northern Michigan from 2013-18.
- Under his direction, his punt units ranked top 30 nationally in six out of nine seasons, while his kickoff return units finished in the top 30 eight times.

IMPROVING THE RETURN

- Purdue ranked last in the Big Ten and 129th nationally in yards per kickoff return last season with 12.4 and 11th in the Big Ten with 6.2 yards per punt return.
- To bolster their return game, the Boilermakers brought in two of the best returners in the Big Ten in Charlie Jones and Reese Taylor.
- Jones was one of the most electric returners in the nation last





BOILER NOTES

season. Jones was named to the Paul Hornung Award Watch List, Preseason Second Team All-America returner (Walter Camp), Fourth Team All-America returner (Athlon), First Team All-Big Ten returner (Phil Steele) and Second Team All-Big Ten (PFF).

- Last season, Jones took in an impressive award haul as the Rodgers-Dwight Big Ten Return Specialist of the Year, First Team All-Big Ten return specialist, First Team All-Big Ten kick return specialist by Phil Steele, Second Team All-Big Ten by the Associated Press and Fourth Team All-Big Ten punt return specialist by Phil Steele

- Taylor garnered Big Ten accolades after his 2020 campaign as a Third Team All-Big Ten punt returner by Phil Steele and honorable mention by the Big Ten coaches and media.

- The pair will join TJ Sheffield, one of Purdue's primary returners the last two seasons, as the Boilermakers' primary rotation.

| Charlie Jones in 2021 | Stat | BIG | National |
|----------------------------|------|-----|----------|
| Combined Kick Return Yards | 920 | 1 | 2 |
| Kickoff Return Touchdowns | 1 | 1 | 13 |
| Punt Return Average | 7.7 | 3 | 27 |
| Kickoff Return Average | 25.4 | 2 | 25 |

MONEY MITCH

- Mitchell Fineran is in his second season as Purdue's placekicker, following one of the best kicking campaigns in program history.

- Fineran was tabbed honorable mention by the Big Ten coaches and media after going 24-of-29 on the year with a long of 49.

- He finished 22-of-27 from inside 40 yards and 2-of-2 from 40 or longer.

- Fineran made 14 of his final 15 attempts to close out the season, including a 39-yard game-winner against Tennessee in overtime of the Music City Bowl.

- He was third in the nation and led the Big Ten with 1.85 field goals per game and finished 25th nationally in scoring with 8.6 points per game.

- Fineran's 112 points were the second most in a season in program history behind the late Leroy Keyes' 114 in 1967.

- He also posted the second most made field goals in a campaign with 24 and the second best field goal percentage at 82.8%.

- His 82.8% is currently the career best mark for field goal clip (min. 15 attempts).

BOUNCE BACK JACK

- Purdue's Australian punter Jack Ansell hit the reset button during the offseason.

- After an up-and-down 2021, Ansell is looking for more consistency and to improve upon his 38.3-yard average last season. He hit four punts for 50 yards or more and dropped 13 balls inside the 20-yard line.

- After not seeing his family since he set foot on campus in the summer of 2021, Ansell was able to visit with them in Hawaii for a week during the offseason.

KICKOFF CREW

- The Boilermakers bring back all three kickers who took turns on kickoff last season. Purdue ranked 10th in the Big Ten and 45th nationally allowing 19.9 yards per kick return.

- Chris Van Eekeren kicked off 32 times for a 61-yard average and 18 touchbacks. He missed five games due to injury.

- Ben Freehill filled in when Van Eekeren went down. He tallied a 60.7-yard average with 15 touchbacks.

- Mitchell Fineran also handled kickoff duties in three games.

BROHMS ARE BUILT FOR FOOTBALL

- From playing to coaching to administration, head coach Jeff Brohm and his family were made for football.

- Jeff Brohm's playing accolades include being named the Kentucky High School Player of the Decade for the 1980s and Kentucky Mr. Football for 1988. He was a three-year starter at Louisville named to the Louisville Cardinals Ring of Honor and embarked on a eight-year professional career.

- Co-offensive coordinator Brian Brohm was named Kentucky Mr. Football in 2003, played in the U.S. Army All-American Bowl and started three years at Louisville to earn Conference USA Freshman of the Year and the 2007 Orange Bowl MVP.

- Executive Director of Football Administration & Operations / Chief of Staff Greg Brohm was an all-state receiver in high school and a four-year letterwinner (three as a starter) at Louisville.

- Oscar Brohm, the patriarch of the family, was an AP first team all-state quarterback in Kentucky and quarterbacked two seasons at Louisville, including the first year of the Lee Corso era.

PURDUE HONORS

Cam Allen

- Preseason Third Team All-Big Ten (Phil Steele)

Branson Deen

- Preseason Second Team All-Big Ten (Athlon Sports)
- Preseason Third Team All-Big Ten (PFF)
- Preseason Fourth Team All-Big Ten (Phil Steele)

King Doerue

- Earl Campbell Tyler Rose Award Watch List

Payne Durham

- Mackey Award | Senior Bowl Watch Lists
- Preseason Second Team All-Big Ten (Athlon, Phil Steele)

Semisi Fakasiieiki

- Polynesian College Football Player of the Year Watch List

Sione Finau

- Polynesian College Football Player of the Year Watch List

Mitchell Fineran

- Lou Groza Award Watch List

Jalen Graham

- Preseason Third Team All-Big Ten (Athlon Sports, Phil Steele)
- Senior Bowl Watch List

Gus Hartwig

- Rimington Trophy Watch List
- Preseason Second Team All-Big Ten (Phil Steele)
- Preseason Fourth Team All-Big Ten (Athlon)

Spencer Holstege

- Preseason Second Team All-Big Ten (PFF)
- Preseason Third Team All-Big Ten (Phil Steele)
- Preseason Fourth Team All-Big Ten (Athlon)

Scotty Humpich

- Senior Bowl Watch List

Kydran Jenkins

- Preseason Fourth Team All-Big Ten (Athlon Sports)

Charlie Jones

- Paul Hornung Award Watch List
- Preseason Second Team All-America (Walter Camp)
- Preseason Fourth Team All-America (Athlon Sports)
- Preseason First Team All-Big Ten (Phil Steele) - Kick Returner
- Preseason Second Team All-Big Ten (PFF)
- Senior Bowl Watch List

Aidan O'Connell

- Maxwell Award | Walter Camp Award | Davey O'Brien Award | Senior Bowl | Johnny Unitas Golden Arm Award | CFP National Performer of the Year Watch Lists
- Big Ten Preseason Honors List (Media)
- Preseason Second Team All-Big Ten (Athlon, Phil Steele)
- Preseason Third Team All-Big Ten (PFF)

Broc Thompson

- Preseason Fourth Team All-Big Ten (Athlon Sports)

Cory Trice

- Preseason Fourth Team All-Big Ten (Athlon Sports)
- Senior Bowl Watch List

Nick Zecchino

- Special Teams U Preseason Watch List





HALL OF FAME BOILERMAKERS

BOILER NOTES

COLLEGE FOOTBALL HALL OF FAME (16) *Induction Class*

| | |
|--|------|
| Elmer Oliphant, HB, 1911-13 | 1955 |
| Alex Agase, OL, 1943 | 1963 |
| Cecil Isbell, HB, 1935-37 | 1967 |
| Bob Griese, QB, 1964-66 | 1984 |
| Chalmers "Bump" Elliot, HB, 1943-44 | 1989 |
| Leroy Keyes, HB, 1966-68 | 1990 |
| Mike Phipps, QB, 1967-69 | 2006 |
| Mark Herrmann, QB, 1977-80 | 2010 |
| Otis Armstrong, RB, 1970-72 | 2012 |
| Dave Butz, DT, 1970-72 | 2014 |
| Rod Woodson, CB, 1983-86 | 2016 |
| Andy Smith, Coach, 1913-15 | 1955 |
| Jim Phelan, Coach, 1922-29 | 1873 |
| Jack Mollenkopf, Coach, 1956-69 | 1988 |
| Jim Young, Coach, 1977-81 | 1999 |
| William "Lone Star" Dietz, Coach, 1921 | 2012 |

PRO FOOTBALL HALL OF FAME (4) *Induction Class*

| | |
|-------------------------------------|------|
| Len Dawson, QB, 1957-75 | 1987 |
| Bob Griese, QB, 1967-80 | 1990 |
| Hank Stram, Coach, 1960-74, 1976-77 | 2003 |
| Rod Woodson, CB/S, 1987-2003 | 2009 |

PURDUE HALL OF FAME

- 1994 - W.P. "Dutch" Fering, Bob Griese, Leroy Keyes, Guy "Red" Mackey, Jack Mollenkopf, Lamar Lundy
- 1995 - Lamar Lundy, Mike Phipps, Sam Voinoff
- 1996 - Lawrence Burton, Len Dawson, Bill "Moose" Skowron, Hank Stram
- 1997 - Otis Armstrong, Dr. Loyal "Bill" Combs, Mark Herrmann, Elmer Oliphant
- 1998 - Tim Fole, Noble Kizer, Duane Purvis, Dave Rankin
- 1999 - Bernie Allen, Bob DeMoss, Jim Everett
- 2000 - Tom Bettis, Elmer Sleight
- 2001 - Cecil Isbell, Dale Samuels
- 2003 - Bernie Flowers, Ralph Welch, Rod Woodson
- 2004 - Jim Beirne, Dave Butz, Darryl Stingley, Harry Szulborski, Jim Young
- 2006 - Mike Alstott, Leo Sugar, Keena Turner
- 2007 - Darrel "Pete" Brewster, Felix Mackiewicz, Ned Maloney
- 2009 - Erich Barnes, Drew Brees, Boris "Babe" Dimancheff, Dave Young
- 2010 - Jerry Shay
- 2012 - Gary Danielson, C.S. "Pop" Doan, Jeff Zgonina
- 2013 - Tony Butkovich, Alpha Jamison, Matt Light, Joe Tiller
- 2015 - John Charles, Taylor Stubblefield
- 2016 - Roosevelt Colvin, Travis Dorsch
- 2018 - Gregg Bingham, Ryan Kerrigan
- 2020 - Chuck Kyle

2022 GAME INFORMATION

| | COIN TOSS (0-0) | RECORD | PURDUE FIRST OFF. PLAY | PURDUE 1ST POSS. | OPP 1ST POSS. | PURDUE UNIFORM | RESULT |
|---------------|-----------------|--------|------------------------|------------------|---------------|-------------------|--------|
| PENN STATE | | | | | | Black/Black/Black | |
| INDIANA STATE | | | | | | | |
| Syracuse | | | | | | | |
| FAU | | | | | | | |
| Minnesota | | | | | | | |
| Maryland | | | | | | | |
| NEBRASKA | | | | | | | |
| Wisconsin | | | | | | | |
| IOWA | | | | | | | |
| Illinois | | | | | | | |
| NORTHWESTERN | | | | | | | |
| Indiana | | | | | | | |



Ross-Ade Stadium renovation renderings coming soon.

ROSS-ADE STADIUM

GENERAL INFORMATION

Capacity - 57,282 (seated), 61,320 (with non-ticketed)

Opened - Nov. 22, 1924 (99th season in 2022)

Renovated - 2002, 2023

Expanded - 1930, 1949, 1955, 1964, 1969, 2023

David E. Ross - Purdue 1893, Inventor, Engineer,
Businessman, Board of Trustees

George Ade - Purdue 1887, Writer, Playwright,
Newspaper Columnist, Board of Trustees

Field - Rohrman Field

Grass - Latitude 38 Bermuda Grass

PURDUE HOME FIELDS

| | | |
|---------------------|--------------|------------|
| Lafayette YMCA Park | 1889-1891 | 5-0 |
| Stuart Field | 1892-1924 | 88-44-12 |
| Ross-Ade Stadium | 1924-Present | 294-198-13 |

• Nov. 22, 1924 - Purdue dedicates Ross-Ade Stadium. The Boilermakers win the Homecoming matchup over Indiana 26-7.

• 1975 - Prescription Athletic Turf is developed at Purdue is installed. The PAT system features a network of pipes connected to pumps capable of keeping the field playable, even during a storm dumping one inch of rain per hour.

• Nov. 22, 1980 - The largest crowd in Ross-Ade history, 71,629, views the game against Indiana.

• 2017 - Permanent lighting is installed at a cost of \$5.6 million.

• 2020 - Purdue installed a 150-foot, 4-inches wide and 56-foot, 9-inches high video board at the south end, more than four-times larger than the previous board built in 2007.

• 2021 - The Boilermakers played their 500th game at Ross-Ade Stadium, defeating Oregon State 30-21 in front of a crowd of 53,656.

ROSS-ADE RENOVATION

• The future for the home of Boilermaker Football has come into an exciting level of focus as Purdue Athletics will soon unveil renderings, plans and construction timelines for the upcoming Phase 1 of Ross-Ade Stadium renovations.

• Originally announced on April 8, the \$45.4 million initial phase of renovations will strategically enhance several areas of the student-athlete and fan experience within the Ross-Ade footprint, creating a game day environment that is second to none for future generations of Boilermakers.

• The approval granted for Ross-Ade's phase one includes plans for renovations including the construction of a new team entrance/tunnel from the Kozuch Football Performance Complex to Rohrman Field, the conversion of the existing team store into a student-athlete nutrition/dining facility and the construction of a stadium addition adjoining seating in the south end zone.

• Full details regarding the scope of phase one renovations will be shared soon.

ROSS-ADE STADIUM RECORDS (PG. XX OF MEDIA GUIDE)

Rushing

Attempts - 53 - Lorenzo White (Michigan State), 10/26/1985

Yards - 350 - Eric Allen (Michigan State), 10/30/1971

TDs - 4 - 7x, last Kory Sheets vs. Miami (Ohio), 9/9/2006

Longest - 94 - Mike Pruitt vs. Iowa, 11/2/1974

Average - 17.9 (10-179) - Mike Pruitt vs. Iowa, 11/2/1974

Passing

Attempts - 73 - Dwayne Haskins (Ohio State), 10/20/2018

Completions - 49 - Dwayne Haskins (Ohio State), 10/20/2018

Completion% - .885 (23-26) - Kyle Orton vs. Ball State, 9/11/2004

Yards - 572 - David Blough vs. Missouri, 9/15/2018

TDs - 6 - 3x last Curtis Painter vs. Eastern Illinois, 9/8/2007

INTs - 6 - Dale Samuels vs. Miami (Fla.), 10/14/1950

Longest - 99 - Brees to Sutherland vs. Northwestern, 9/25/1999

Receiving

Receptions - 21 - Chris Daniels vs. Michigan State, 10/16/1999

Yards - 301 - Chris Daniels vs. Michigan State, 10/16/1999

TDs - 4 - Reggie Arnold vs. Iowa, 10/22/1977

Defense/Special Teams

FG Made - 5 - Rick Anderson vs. Michigan State, 10/25/1980

Longest FG - 59 - 2x last Carson Wiggs vs. Toledo, 9/5/2009

Interceptions - 3 - last Anthony Brown vs. Nebraska, 10/31/2015

Punt Return Long - 92 - Phil Mateja vs. Iowa, 10/6/1951

KO Return Long - 100 - 2x last Jimmy Smith vs. Stanford, 9/12/1981

Longest Fum. Ret - 90 - 2x last Danny Ezechukwu vs. Va. Tech, 9/19/2015

Longest Punt - 84 - George Fowler (Indiana), 11/21/1936



GAME 1 NOTES • Purdue vs. Penn State


2022 PURDUE FOOTBALL ROSTER

| No. | Name | Cl. | Pos. | Ht. | Wt. | Hometown (High School/Previous College) |
|-----|-----------------------|-------|-------|------|-----|---|
| 0 | Bryce Hampton | R-Sr. | CB | 5-11 | 205 | Las Vegas, Nev. (Adams State) |
| 1 | Michael Alaimo | R-So. | QB | 6-4 | 225 | Montvale, N.J. (St. Joseph Regional) |
| 1 | Reese Taylor | 5th | DB | 5-11 | 195 | Indianapolis, Ind. (Indiana) |
| 2 | Abdur-Rahmaan Yaseen | R-So. | WR | 6-2 | 195 | Southfield, Mich. (Walled Lake) |
| 3 | Tyrone Tracy | R-Sr. | WR | 6-1 | 210 | Indianapolis, Ind. (Iowa) |
| 4 | Deion Burks | R-Fr. | WR | 5-11 | 185 | Belleville, Mich. (Belleville) |
| 5 | Elijah Canion | Jr. | WR | 6-4 | 220 | Hollywood, Fla. (Auburn) |
| 5 | Nic Caraway | Fr. | DE | 6-4 | 265 | Bryan, Texas (Bryan) |
| 6 | Curtis Deville Jr. | Fr. | WR | 6-2 | 190 | Kinder, La. (Iowa) |
| 6 | Jalen Graham | Sr. | LB/S | 6-3 | 220 | Detroit, Mich. (Cass Tech) |
| 7 | Jamari Brown | R-Sr. | CB | 6-3 | 200 | Sunrise, Fla. (Kentucky) |
| 8 | TJ Sheffield | R-Jr. | WR | 5-11 | 190 | Thompson's Station, Tenn. (Independence) |
| 9 | Mershawn Rice | R-Jr. | WR | 6-3 | 210 | Reynoldsburg, Ohio (Reynoldsburg) |
| 9 | Joe Strickland | Fr. | DE | 6-4 | 265 | Indianapolis, Ind. (Brebeuf) |
| 10 | Cam Allen | Sr. | S | 6-1 | 200 | Bluefield, Va. (Graham) |
| 11 | Jack Albers | R-Sr. | QB | 6-0 | 190 | Louisville, Ky. (Dayton) |
| 11 | Tee Denson | Jr. | CB | 6-0 | 200 | Atlanta, Ga. (Kansas State) |
| 12 | Austin Burton | 6th | QB | 6-4 | 210 | Newton, Mass. (UCLA) |
| 12 | Jah'von Grigsby | R-Fr. | S | 5-11 | 195 | Baton Rouge, La. (Scotlandville Magnet) |
| 13 | Broc Thompson | Sr. | WR | 6-3 | 190 | Indianapolis, Ind. (Marshall) |
| 14 | Yanni Karlaftis | R-Fr. | LB/DE | 6-3 | 235 | West Lafayette, Ind. (West Lafayette) |
| 15 | Charlie Jones | 6th | WR | 6-0 | 185 | Deerfield, Ill. (Iowa) |
| 16 | Aidan O'Connell | 6th | QB | 6-3 | 210 | Long Grove, Ill. (Stevenson) |
| 17 | Christian Gelov | R-So. | QB | 6-0 | 175 | Noblesville, Ind. (TCU) |
| 17 | Chris Jefferson | 5th | S | 5-11 | 195 | Euclid, Ohio (Findlay) |
| 18 | Brady Allen | Fr. | QB | 6-6 | 210 | Ft. Branch, Ind. (Gibson Southern) |
| 19 | Jordan Buchanan | Fr. | CB | 6-1 | 175 | Suwanee, Ga. (North Gwinnett) |
| 20 | Kyle Adams | R-So. | QB | 6-1 | 180 | West Lafayette, Ind. (James Madison) |
| 20 | O.C. Brothers | R-Jr. | LB | 6-2 | 235 | Southwest Brevard County, Fla. (Auburn) |
| 21 | Sanoussi Kane | Jr. | S/CB | 6-0 | 205 | Harlem, N.Y. (Blair Academy) |
| 22 | King Doerue | Sr. | RB | 5-10 | 215 | Amarillo, Texas (Tascosa) |
| 23 | Cory Trice | R-Sr. | CB | 6-3 | 215 | Hopkinsville, Ky. (Christian County) |
| 24 | Mitchell Fineran | 5th | K | 5-11 | 185 | Fort Valley, Ga. (Samford) |
| 25 | Kobe Lewis | R-Jr. | RB | 5-11 | 220 | Americus, Ga. (Central Michigan) |
| 26 | Brandon Calloway | R-Fr. | CB | 6-1 | 195 | Griffin, Ga. (Griffin) |
| 26 | Andrew Sowinski | R-So. | WR | 6-0 | 195 | Indianapolis, Ind. (Chatard) |
| 27 | Trey Firestone | Fr. | WR | 6-2 | 200 | Zionsville, Ind. (Zionsville) |
| 28 | Ryan Brandt | R-So. | S | 6-1 | 210 | Angola, Ind. (Angola) |
| 29 | Kentrell Marks | Fr. | RB | 6-0 | 185 | Cleveland, Ohio (Valley Forge) |
| 29 | Jaxon Mull | Fr. | DB | 5-11 | 180 | Ft. Wayne, Ind. (Culver) |
| 30 | Jack Ansell | So. | P | 6-2 | 210 | Warrnambool, Australia (Brauer College) |
| 31 | Nick Zecchino | 7th | LS | 6-0 | 210 | Cedar Grove, N.J. (UConn) |
| 32 | Joseph Jefferson | Fr. | S | 6-0 | 195 | Indianapolis, Ind. (Pike) |
| 33 | Charlie Kenrich | Fr. | TE | 6-3 | 235 | Liberty Township, Ohio (Lakota East) |
| 33 | Xander Pratt | Fr. | CB | 6-1 | 180 | Ft. Wayne, Ind. (Concordia Lutheran) |
| 34 | Damarjhe Lewis | Jr. | DT | 6-3 | 305 | Griffin, Ga. (Indiana) |
| 34 | Ben Van Noord | R-Fr. | WR | 6-2 | 210 | Springfield, Ohio (Northwestern) |
| 35 | Hayden Parise | R-So. | WR | 6-4 | 190 | Kansas City, Mo. (Rockherst) |
| 35 | Antonio Stevens | R-So. | S | 6-2 | 200 | Nashville, Tenn. (Battle Ground Academy) |
| 36 | Roman Pitre | Fr. | LB | 6-5 | 230 | Baton Rouge, La. (University Laboratory School) |
| 37 | Caleb Lahey | R-So. | RB | 5-10 | 205 | Bismarck, Ill. (Bismarck-Henning/Rossville-Alvin) |
| 37 | Jacob Wahlberg | R-Jr. | LB | 6-4 | 235 | Muskegon, Mich. (Mona Shores) |
| 38 | Dylan Downing | Jr. | RB | 6-0 | 220 | Carmel, Ind. (UNLV) |
| 39 | Will Chapman | R-Jr. | RB/LB | 5-11 | 230 | Indianapolis, Ind. (Cathedral) |
| 39 | Ben Freehill | R-Jr. | K | 6-1 | 190 | Gibson City, Ill (Oklahoma State) |
| 40 | Hudson Miller | Fr. | LB | 6-0 | 215 | Indianapolis, Ind. (Cathedral) |
| 41 | Ben Furtney | R-So. | LB/FB | 6-0 | 230 | South Elgin, Ill (St. Charles North) |
| 41 | Caleb Krockover | R-So. | K | 5-9 | 195 | West Lafayette, Ind. (West Lafayette) |
| 42 | Clyde Washington | Jr. | LB | 6-3 | 235 | Medford, N.J. (Lanape) |
| 43 | Kieren Douglas | 6th | LB | 6-2 | 235 | Pickerington, Ohio (Army) |
| 44 | Kydran Jenkins | Jr. | LB/DE | 6-1 | 270 | Louisville, Ga. (Jefferson County) |
| 45 | Julio Macias | Fr. | K | 6-5 | 230 | Ligonier, Ind. (West Noble) |
| 45 | Devin Mockobee | R-Fr. | RB | 6-0 | 195 | Boonville, Ind. (Boonville) |
| 46 | Scotty Humpich | R-Sr. | LB | 6-4 | 260 | Louisville, Ky. (Murray State) |
| 47 | Brendan Cropsy | R-So. | P | 6-1 | 190 | Saline, Mich. (Saline) |
| 47 | Domanick Moon | Fr. | LB | 6-2 | 230 | Ft. Wayne, Ind. (Snider) |
| 48 | Tristan Cox | R-Fr. | LB/DL | 6-3 | 265 | Somerset, Ky. (Pulaski County) |
| 49 | Farrell Henderson III | Fr. | LB | 5-11 | 225 | Indianapolis, Ind. (Cathedral) |
| 50 | Sulaiman Kpaka | R-Jr. | DE | 6-2 | 295 | Grand Prairie, Texas (Grand Prairie) |
| 51 | Nick Taylor | R-So. | LS | 6-4 | 225 | Indianapolis, Ind. (Lawrence North) |
| 52 | Zac Tuinei | R-Jr. | LB | 6-0 | 240 | Noblesville, Ind. (Arkansas State) |
| 53 | Gus Hartwig | Jr. | OL | 6-5 | 310 | Zionsville, Ind. (Zionsville) |

OFFENSIVE STAFF QUICK HITS

Brian Brohm


Co-Offensive Coordinator
 Quarterbacks | 6th at Purdue
Louisville '08 | Quarterback
 • Seventh season in coaching
 • Served as head coach in 2020 win over Iowa when Jeff Brohm was forced to miss the game due to COVID-19



• Coached at Western Kentucky after an eight-year playnign career in the NFL, CFL and UFL
 • Among Louisville career leaders in passing attempts, yards, efficiency, completions, completion percentage, total offense and touchdown passes | 2006 Orange Bowl MVP

Chris Barclay

Running Backs | 6th at Purdue
Wake Forest '05 | Running Back
 • Twelfth year in coaching
 • Coached at William & Mary, Wake Forest, Marshall and WKU
 • Played three years in the NFL - Cleveland, Tennessee, New Orleans
 • Two-time All-ACC, 2005 ACC Player of the Year, Wake Forest Hall of Fame inductee




Garrick McGee

Wide Receivers | 1st at Purdue
Oklahoma '95 | Quarterback
 • Twenty-seventh year in coaching
 • Spent time at Florida, Missouri, Illinois, Arkansas, Northwestern
 • Head coach at UAB for 2012-13
 • Big Eight Newcomer of the Year in 1994




Dale Williams

Offensive Line
 6th at Purdue
West Virginia '94 | Offensive Line
 • Twenty-eighth year in coaching
 • Coached at FAU, Findlay, Garnder-Webb, North Greenville and WVU
 • Won the 1994 Sugar bowl with West Virginia



Ryan Wallace

Tight Ends/Assistant Offensive Line
 1st at Purdue
Western Kentucky '13 | Tight End
 • Tenth year in coaching
 • Coached at Austin Peay and Western Kentucky
 • Started playing career at Kentucky before transferring to WKU



ROSTER BREAKDOWN

| | By Class | By State/Country | |
|--------------------|----------|------------------|----|
| Freshmen | 26 | Indiana | 41 |
| Redshirt Freshmen | 13 | Ohio | 9 |
| Sophomore | 1 | Michigan | 8 |
| Redshirt Sophomore | 20 | Texas | 8 |
| Junior | 9 | Georgia | 8 |
| Redshirt Junior | 19 | Kentucky | 6 |
| Senior | 5 | Illinois | 6 |
| Redshirt Senior | 12 | Wisconsin | 4 |
| 5th Year | 3 | New Jersey | 4 |
| 6th Year | 5 | Louisiana | 4 |
| 7th Year | 2 | Tennessee | 3 |
| Position | | Florida | 3 |
| Quarterbacks | 7 | California | 2 |
| Running/Full Backs | 6 | New York | 2 |
| Tight Ends | 5 | Connecticut | 1 |
| Wide Receivers | 19 | Washington D.C. | 1 |
| Offensive Line | 20 | Missouri | 1 |
| Defensive Line | 15 | Nevada | 1 |
| Linebackers | 18 | Virginia | 1 |
| Defensive Backs | 16 | Massachusetts | 1 |
| Specialists | 9 | Australia/Canada | 1 |



DEFENSIVE STAFF QUICK HITS

Ron English
Co-Defensive Coordinator
Secondary | 2nd at Purdue
Cal '90 | Safety
• Thirty-first year in coaching
• Head coach at Eastern Michigan 2009-13
• Spent time at Arizona State, San Diego State, Michigan, Louisville, San Jose State, Mississippi State and Florida



Mark Hagen
Co-Defensive Coordinator
Defensive Line | 13th at Purdue
Indiana '91 | Linebacker
• Thirty-first year in coaching
• Previously coached at Purdue - 2000-10
• Coached at Indiana, Texas A&M, Northern Illinois
• 1991 Copper Bowl Defensive MVP | 1992 Big Ten Medal of Honor




David Elson
Linebackers | 1st at Purdue
Butler '93 | Safety
• Twenty-ninth year in coaching
• Joined Purdue in quality control in 2021 before being promoted to assistant coach in 2022
• Western Kentucky head coach 2003-09
• Spent time at WKU, Indiana, Southern Illinois, Ball State, Marian



Karl Maslowski
Special Teams/
Assistant Linebackers | 1st at Purdue
Western Kentucky '03 | Linebacker
• Eighteenth year in coaching
• Spent time at Northern Michigan, WKU, Louisville
• All-America linebacker, FCS champion at Western Kentucky



Ashton Youboty
Cornerbacks | 1st at Purdue
Ohio State '06 | Cornerback
• Sixth year in coaching
• Coached at Wisconsin and Youngstown State
• Six-year NFL career - Buffalo, Jacksonville
• 2005 First Team All-Big Ten



COACHING STAFF

Head Coach Jeff Brohm
Co-Offensive Coordinator/Quarterbacks Brian Brohm
Co-Defensive Coordinator/Secondary Ron English
Co-Defensive Coordinator/Defensive Line Linebackers Mark Hagen
Wide Receivers David Elson
Running Backs Garrick McGee
Offensive Line Chris Barclay
Tight Ends/Offensive Line Assistant Dale Williams
Cornerbacks Ryan Wallace
Director of Recruiting Ashton Youboty
Assistant Director of Recruiting Nate Dennison
Recruiting/Operations Associate Trent Mossbrucker
Quality Control Tyler Miller
Assistant Director of Recruiting/Quality Control JMichael Jonard
Recruiting/Quality Control Associate Justin Sinz
Recruiting/Quality Control Associate TJ McCollum
Graduate Assistant Jontavious Morris
Graduate Assistant D.J. Knox
Graduate Assistant Me'Leick Miles
Graduate Assistant Damarjhe Lewis
Graduate Assistant Adam Mueller
Director of Strength & Conditioning Mason Petrino
Executive Director of Admin. & Ops/Chief of Staff Domenic Reno
Director of Player Development Greg Brohm
Mel Mills

2022 PURDUE FOOTBALL ROSTER (CONTINUED)

| No. | Name | Cl. | Pos. | Ht. | Wt. | Hometown (High School/Previous College) |
|-----|--------------------|-------|-------|------|-----|--|
| 54 | Josh Kaltenberger | R-So. | OL | 6-6 | 305 | Cranberry Township, Pa. (Seneca Valley) |
| 54 | Ben Kreul | R-So. | LB | 6-3 | 235 | Waukesha, Wis. (Catholic Memorial) |
| 55 | Malachi Preciado | Fr. | OL | 6-2 | 300 | New Orleans, La. (Warren Easton) |
| 56 | Jayden Scruggs | Fr. | DE | 6-1 | 240 | Indianapolis, Ind. (Cathedral) |
| 57 | Chris Van Eekeren | R-Jr. | K | 5-11 | 195 | Chesterton, Ind. (Chesterton) |
| 58 | Branson Deen | R-Sr. | DL | 6-2 | 285 | Indianapolis, Ind. (Lawrence Central) |
| 59 | Vince Carpenter | Fr. | OL | 6-5 | 290 | Monmouth Beach, N.J. (Red Bank) |
| 61 | Aaron Roberts | R-Fr. | OL | 6-4 | 300 | Indianapolis, Ind. (Cardinal Ritter) |
| 62 | Ben Kuhns | R-Jr. | OL | 6-4 | 295 | Pendleton, Ind. (Pendleton Heights) |
| 63 | Marcus Mbow | R-Fr. | OL | 6-5 | 305 | Milwaukee, Wis. (Wauwatosa East) |
| 64 | Mahamane Moussa | R-Fr. | OL | 6-4 | 295 | Indianapolis, Ind. (Pike) |
| 67 | Drew Woodruff | Fr. | OL | 6-3 | 270 | Louisville, Ky. (Trinity) |
| 68 | Cam Craig | R-Jr. | OL | 6-5 | 310 | Dublin, Ohio (Jerome) |
| 70 | Zach Richards | R-Fr. | OL | 6-3 | 305 | Mooresville, Ind. (Mooresville) |
| 71 | Nalin Fox | R-So. | OL | 6-5 | 300 | Pontiac, Mich. (Notre Dame Prep) |
| 72 | Sione Finau | Sr. | OL | 6-3 | 305 | Keller, Texas (FIU) |
| 73 | Daniel Johnson | R-Sr. | OL | 6-6 | 310 | London, Ontario (Kent State) |
| 74 | Eric Miller | R-Sr. | OL | 6-7 | 305 | Mason, Ohio (William Mason) |
| 75 | Spencer Holstege | R-Jr. | OL | 6-5 | 310 | Grand Rapids, Mich. (South Christian) |
| 76 | Andre Oben | Fr. | OL | 6-5 | 295 | Montclair, N.J. (St. Peter's Prep) |
| 77 | DJ Washington | 6th | OL/DL | 6-4 | 305 | Louisville, Ky. (Ballard) |
| 78 | Cross Watson | Fr. | OL | 6-4 | 290 | Portage, Mich. (Portage Central) |
| 79 | Jared Bycznski | Jr. | OL | 6-5 | 305 | Berea, Ohio (Berea-Midpark) |
| 80 | Camdyn Childers | R-Jr. | WR | 6-0 | 200 | Fort Wayne, Ind. (Carroll) |
| 81 | Collin Sullivan | R-So. | WR | 6-2 | 205 | Round Rock Texas (Round Rock) |
| 82 | Drew Biber | R-Fr. | TE | 6-5 | 235 | Cedarburg, Wis. (Cedarburg) |
| 83 | Zion Steptoe | Fr. | WR | 5-11 | 180 | Little Elm, Texas (Memorial) |
| 84 | Preston Terrell | R-Fr. | WR | 6-3 | 195 | Brownsburg, Ind. (Brownsburg) |
| 85 | Alex Maxwell | R-Jr. | WR | 6-0 | 195 | St. Leon, Ind. (East Central) |
| 86 | Max Klare | Fr. | TE | 6-4 | 230 | Guilford, Ind. (St. Xavier) |
| 87 | Payne Durham | R-Sr. | TE | 6-6 | 255 | Suwanee, Ga. (Peachtree Ridge) |
| 88 | Garrett Miller | R-Jr. | TE | 6-5 | 250 | Round Rock, Texas (Round Rock) |
| 89 | Paul Piferi | R-Jr. | TE | 6-5 | 240 | Villa Park, Calif. (Villa Park) |
| 90 | Lawrence Johnson | R-Sr. | DT | 6-3 | 310 | Fort Wayne, Ind. (Snider) |
| 91 | Cole Brevard | R-So. | DT | 6-3 | 315 | Carmel, Ind. (Penn State) |
| 91 | Ben Buechel | R-So. | TE | 6-4 | 245 | New Berlin, Wis. (Eisenhower) |
| 92 | Mo Omonode | Fr. | DT | 6-0 | 285 | West Lafayette, Ind. (West Lafayette) |
| 93 | Prince Boyd Jr. | R-Jr. | DT | 6-1 | 290 | New Haven, Conn. (Independence CC) |
| 94 | J.P. Deeter | Fr. | DT | 6-3 | 285 | Manvel, Texas (Manvel) |
| 95 | Joe Anderson | R-Jr. | DE | 6-4 | 275 | Murfreesboro, Tenn. (South Carolina) |
| 96 | Khordae Sydnor | R-Fr. | DE | 6-4 | 275 | New Rochelle, N.Y. (Iona Preparatory School) |
| 97 | Semisi Fakasiieiki | 7th | LB | 6-2 | 230 | Compton, Calif. (Dominguez) |
| 98 | Greg Hudgins III | R-So. | DE | 6-4 | 285 | Washington, D.C. (St. John's College Prep) |
| 99 | Jack Sullivan | R-Sr. | DE | 6-5 | 275 | Plainfield, Ill. (Plainfield East) |

PRONUNCIATIONS

| | | | |
|--------------------|-------------------------------|----------------------|----------------------------|
| Michael Alaimo | ah-LIE-moe | Malachi Preciado | mal-la-KIE PRESH-ee-ya-doe |
| Ben Buechel | BEEK-ul | Khordae Sydnor | core-DAY SID-nor |
| Drew Biber | like bib | Zac Tuinei | TWO-en-nay |
| Jared Bycznski | buh-ZHIN-skee | Chris Van Eekeren | EE-ker-ren |
| Elijah Canion | canyon | Abdur-Rahmaan Yaseen | Ab-DUR rah-MAHN yah-SEEN |
| Cam Childers | Child like a kid | Nick Zecchino | Zeh-KEEN-no |
| King Doerue | doe-RUE | | |
| Semisi Fakasiieiki | Sah-ME-see fah-kah-SEE-yek-ee | | |
| Sione Finau | SEE-own-nay FEE-now | Mark Hagen | HAY-gen |
| Mitchell Fineran | FIN-er-en | Ashton Youboty | you-BO-tee |
| Nalin Fox | NAY-lin | | |
| Christian Gelov | hard g | | |
| Spencer Holstege | HOLE-stedge | | |
| Scotty Humpich | HUMP-pick | | |
| Kydran Jenkins | KAY-drun | | |
| Sanoussi Kane | sa-NEW-see | | |
| Yanni Karlaftis | car-LOFT-tis | | |
| Sulaiman Kpaka | SUE-lay-man POCK-ah | | |
| Ben Krue | KRILE | | |
| Ben Kuhns | KYU-hns | | |
| Damarjhe Lewis | dah-MAR-jay | | |
| Marcus Mbow | like bow and arrow | | |
| Mahamane Moussa | Ma-hah-men MOOS-a | | |
| Mo Omonode | oh-mo-NO-day | | |
| Paul Piferi | Pih-FAIR-ee | | |



GAME 1 NOTES • Purdue vs. Penn State

HEAD COACH JEFF BROHM

Jeff Brohm enters his sixth year at the helm of the Purdue Football. A program with a combined nine wins in the four seasons prior to Brohm's arrival, Purdue matched that output in one season – a memorable 2021 campaign – as the Boilermakers continue to be on the rise under Brohm's leadership.

Brohm's three fundamental concepts – playing harder, tougher and smarter than the opposition – have been the benchmarks for his program. His calling cards of creative play-calling and an explosive, high-powered offense has led Purdue to average 419.8 yards per game and 276 points per game in his first five seasons.

Playing in Brohm's offense, Boilermakers have been recognized across the league and nationally. They have collected a variety of individual honors, including back-to-back Big Ten Freshman of the Year awards (Rondale Moore – 2018, David Bell – 2019), two Big Ten Wide Receiver of the Year awards (Moore – 2018, Bell – 2021), the Big Ten Tight End of the Year award (Brycen Hopkins – 2019), and the 2018 Paul Hornung Award winner (Moore) as the nation's most versatile player.

Three Boilermakers have become All-Americans during Brohm's tenure in West Lafayette. Rondale Moore became first true freshman consensus First Team All-American in Big Ten history in 2018 before wide receiver David Bell and defensive end George Karlaftis earned All-American honors following the 2021 season. Bell was a consensus All-American, joining Moore as the second under Brohm and the 21st in Purdue history.

Brohm and his staff continue to make moves on the recruiting trail, signing two of the highest-ranked recruiting classes in school history 2019 and 2020. Purdue's 2019 class was ranked 25th nationally – the highest since Joe Tiller inked the No. 20 class in 2004.

The 2021 season featured a 9-4 record, the second-most wins in a single season in Purdue history. The Boilermakers tied for second in the Big Ten West, which included a pair of Top 5 victories over No. 2 Iowa and No. 3 Michigan State. The season was capped off with a thrilling 48-45 overtime victory over Tennessee at the TransPerfect Music City Bowl in Nashville.

Purdue exceeded all expectations in his first season in 2017 and made noise throughout college football. The Boilermakers won seven games, recaptured both of its rivalry trophies (the Cannon and the Old Oaken Bucket), and capped the season with Foster Farms Bowl victory over Arizona. They followed that up in 2018 with another Bowl appearance, and Top 25 victories over Boston College, Iowa, and a historic victory over No. 2 Ohio State.

Brohm was hired Dec. 5, 2016, as the 36th full-time head football coach in Purdue history. Widely regarded as one of the most innovative offensive masterminds in college football, he became the first former quarterback to engineer the Boilermakers since Bob DeMoss in 1970.

Brohm came to the Boilermakers from Western Kentucky, where he compiled a remarkable 30-10 overall record from 2014 to 2016. The Hilltoppers were league champions in 2015 and 2016. They

won the 2014 Bahamas Bowl and the 2015 Miami Beach Bowl, as well as the 2016 Boca Raton Bowl.

Under Brohm, the Hilltoppers averaged 44.6 points, 356.6 passing yards and 526.2 yards of total offense per game over three seasons. Western Kentucky broke more than 75 school offensive records since 2013, when Brohm served as assistant head coach, offensive coordinator and quarterbacks coach.

Western Kentucky ranked in the top 10 nationally in scoring offense, passing offense and total offense each of Brohm's three seasons as head coach.

Previously, Brohm served as an assistant coach at Louisville (quarterbacks 2003-06, assistant head coach/passing game 2007, assistant head coach/offensive coordinator 2008), Florida Atlantic (quarterbacks 2009), Illinois (quarterbacks 2010-11), UAB (offensive coordinator/quarterbacks 2012) and Western Kentucky (assistant head coach/offensive coordinator/quarterbacks 2013). He began his career as the head coach of the Louisville Fire in the af2 in 2002.

Brohm enjoyed an outstanding collegiate career at Louisville from 1989 to 1993. A three-year starter, he still ranks among the Cardinals' career leaders in touchdown passes, total offense, completion percentage, passing yards, passing efficiency, passing attempts and completions through the 2020 season. Brohm was voted the team's Most Valuable Player during both his junior and senior seasons, and his number 11 became part of the Louisville Ring of Honor in 2006.

Brohm played in the NFL six different franchises. In eight career games – all with the 49ers – he completed 37 of 58 passes (63.8%) for 353 yards with one touchdown and one interception. His best game came Oct. 27, 1996, when he completed 19 of 30 passes for 176 yards and a touchdown to lead San Francisco to a 10-9 win over the Houston Oilers. In 2001, Brohm played in the XFL for the Orlando Rage and was named first-team All-XFL.

Brohm was a standout player at Trinity High School in Louisville, Kentucky. He won the Kentucky Mr. Football Award as a senior in 1988 while leading the Shamrocks to a state championship and undefeated season. Brohm was named the Kentucky High School Player of the Decade for the 1980s and was inducted into the Kentucky High School Athletic Association Hall of Fame in 2014.

A native of Louisville, Brohm (born April 24, 1971) earned his bachelor's degree in business administration in 1994. He and his wife, Jennifer, have a son, Brady, and a daughter, Brooke. Jeff is one of four family members to be a football letterwinner at Louisville – father, Oscar (quarterback 1966-69), and brothers, Greg (wide receiver 1989-92) and Brian (quarterback 2004-07). The Brohm family, including mother, Donna, and sister, Kim, was inducted into the Louisville Catholic Sports Hall of Fame in 2013.



BOILERMAKERS BY THE NUMBERS

| Stat | 2022 | Brohm Era |
|---------------------------------|---------|-----------|
| Overall | 28-29 | 28-29 |
| Big Ten | 20-22 | 20-22 |
| Non-Conference | 8-7 | 8-7 |
| Bowl/Current Streak | 2-1 / W | 2-1 / W |
| At Ross-Ade Stadium | 15-15 | 15-15 |
| True Road Games | 11-12 | 11-12 |
| Neutral Site | 2-2 | 2-2 |
| Day game | 25-21 | 25-21 |
| Night game | 3-8 | 3-8 |
| BTN | 10-13 | 10-13 |
| FOX | 2-3 | 2-3 |
| FS1 | 4-1 | 4-1 |
| ABC | 3-1 | 3-1 |
| ESPN | 1-5 | 1-5 |
| ESPN2 | 6-5 | 6-5 |
| SECN | 1-0 | 1-0 |
| CBS Sports | 1-1 | 1-1 |
| August/September | 8-9 | 8-9 |
| October | 8-9 | 8-9 |
| November | 10-9 | 10-9 |
| December | 2-2 | 2-2 |
| vs. FBS Top-25 teams | 5-9 | 5-9 |
| vs. FBS non-ranked teams | 23-20 | 23-20 |
| vs. FCS teams | 0-0 | 0-0 |
| On artificial turf | 9-8 | 9-8 |
| On natural grass | 19-20 | 19-20 |
| Scoring first | 18-7 | 18-7 |
| Opponent scores first | 10-22 | 10-22 |
| Scoring on First Drive | 14-7 | 14-7 |
| Opp Scoring on First Drive | 10-22 | 10-22 |
| Leading after 1st quarter | 13-2 | 13-2 |
| Tied/Trailing after 1st quarter | 15-27 | 15-27 |
| Leading at halftime | 24-8 | 24-8 |
| Tied/Trailing at halftime | 4-21 | 4-21 |
| Leading after 3rd quarter | 24-4 | 24-4 |
| Tied/Trailing after 3rd quarter | 4-25 | 4-25 |
| Overtime | 1-2 | 1-2 |
| Scoring 0-14 points | 1-13 | 1-13 |
| Scoring 15-28 points | 6-8 | 6-8 |
| Scoring 29-39 points | 11-6 | 11-6 |
| Scoring 40+ points | 10-2 | 10-2 |
| Allowing 0-14 points | 10-1 | 10-1 |
| Allowing 15-28 points | 14-11 | 14-11 |
| Allowing 29+ points | 4-17 | 4-17 |
| Rushing for 100 yds or more | 17-9 | 17-9 |
| Rushing for under 100 yds | 11-20 | 11-20 |
| Opp Rushes for 200 yds or more | 4-10 | 4-10 |
| Opp Rushes for under 200 yds | 24-19 | 24-19 |
| Passing for 300 yds or more | 17-10 | 17-10 |
| Passing for under 300 yds | 11-19 | 11-19 |
| Opp Passes for 300 yds or more | 7-9 | 7-9 |
| Opp Passes for under 300 yds | 21-20 | 21-20 |
| Outgains opponent | 23-4 | 23-4 |
| Total offense 300+ yds | 27-20 | 27-20 |
| Allow 300+ yds total offense | 19-26 | 19-26 |
| Total offense 400+ yds | 22-13 | 22-13 |
| Allow 400+ yds total offense | 12-19 | 12-19 |
| Total offense 500+ yds | 10-3 | 10-3 |
| Allow 500+ yds total offense | 3-7 | 3-7 |
| Outgain an opponent | 19-11 | 19-11 |
| Outgained/Tied opponent | 9-18 | 9-18 |
| No turnovers | 8-2 | 8-2 |
| Less than three turnovers | 26-24 | 26-24 |
| Three or more turnovers | 2-5 | 2-5 |
| No takeaways | 1-15 | 1-15 |
| Three or more takeaways | 5-4 | 5-4 |
| Wins the turnover battle | 14-4 | 14-4 |
| Wins time of possession | 19-7 | 19-7 |
| Games decided by 1-8 points | 11-16 | 11-16 |
| Games decided by 9-16 points | 5-4 | 5-4 |
| Games decided by 17-24 points | 6-5 | 6-5 |
| Games decided by 25+ points | 6-4 | 6-4 |

COACHING HISTORY

| | |
|---------------------|--------------------------|
| Purdue University | Head Coach, 2017-Present |
| Western Kentucky | Head Coach, 2014-16 |
| Western Kentucky | AHC/OC/QBs - 2013 |
| UAB | OC/QBs - 2012 |
| Illinois | Quarterbacks - 2010-11 |
| FAU | Quarterbacks - 2009 |
| Louisville | AHC/OC - 2008 |
| Louisville | AHC/Passing - 2007 |
| Louisville | Quarterbacks - 2003-06 |
| Louisville Fire AF2 | Head Coach - 2002 |

PLAYING CAREER

| | |
|-----------------------------|-------------------------------|
| Orlando Rage - 2001 | San Francisco 49ers - 1996-97 |
| Cleveland Browns - 2000 | Washington - 1995 |
| Denver Broncos - 1999 | San Diego Chargers - 1994 |
| Tampa Bay Buccaneers - 1998 | Louisville - 1989-1993 |

| | OVR | CONF. | BOWL |
|-----------------------|--------------|--------------|------------------|
| 2014 Western Kentucky | 8-5 | 4-4 | W - Bahamas |
| 2015 Western Kentucky | 12-2 | 8-0 | W - Miami Beach |
| 2016 Western Kentucky | 10-3 | 7-1 | Boca Raton |
| WKU TOTAL | 30-10 | 19-5 | 2-0 |
| 2017 Purdue | 7-6 | 4-5 | W - Foster Farms |
| 2018 Purdue | 6-7 | 5-4 | L - Music City |
| 2019 Purdue | 4-8 | 3-6 | |
| 2020 Purdue | 2-4 | 2-4 | |
| 2021 Purdue | 9-4 | 6-3 | W - Music City |
| 2022 Purdue | | | |
| PURDUE TOTALS | 28-29 | 20-22 | 2-1 |
| CAREER TOTALS | 58-39 | | 4-1 |



QB1 - AIDAN O'CONNELL



Full Name: Aidan James O'Connell
 Year: Sixth Year
 Height: 6-3
 Weight: 210
 Hometown: Long Grove, Ill.
 High School: Stevenson
 Bachelor's: General Management (May 2020)
 Master's: Tech., Leadership, Innovation (May 2022)
 Birthdate: Sept. 1, 1998
 Parents: James & Kathy
 Siblings: Sean, Patrick, Liam, Seamus, Grace

Wife: Jael (Johnson) - July 30, 2022
 - Jael (JAY-elle) was a four-year letterwinner with Purdue Volleyball and a two-time Academic All-Big Ten honoree.

Played youth football with Charlie Jones growing up for the Buffalo Grove Bisons.

Avid golfer, around an eight-handicap.

AWARDS

- Maxwell Award | Walter Camp Award | Davey O'Brien Award
- Wuerffel Trophy | Senior Bowl | CFP National Performer of the Year Watch Lists
- BIG Preseason Honors List (Conference Media)
- Preseason Second Team All-Big Ten (Athlon Sports, Phil Steele)
- Preseason Third Team All-Big Ten (PFF)
- 2021 Second Team All-Big Ten (First Purdue All-BIG QB since 2004)
- 4-time Academic All-Big Ten

NOTABLES

- 2022**
-
- 2021**
- Named All-Big Ten Second Team by league's coaches & media, Associated Press, Pro Football Focus and Phil Steele, and Academic All-Big Ten
 - Received National Football Foundation Drew Brees Mental Toughness Award
 - Single-season Purdue rankings - set record for completion percentage and passing efficiency, eighth in attempts, tied for fourth in completions, fifth in passing yards, fourth in touchdowns
 - Joined Drew Brees as the only Boilermakers with multiple 500-yard passing games in the same season
- 2020**
- Named starter during preseason camp
 - Tabbed Academic All-Big Ten.
 - Started the first three games of the season before missing the rest of the season due to injury.
- 2019**
- Tabbed Academic All-Big Ten.
 - Appeared in six games, making three starts.
 - Led game-winning drive against Nebraska on Nov. 2.
 - Made first collegiate start at Northwestern on Nov. 9
- 2018 & 2019**
- Did not play.
- High School**
- Completed 183 of 297 attempts (61.6 percent) for school-record 2,741 yards with school-record 26 touchdowns and seven interceptions in lone season as starter.
 - Called up to varsity as a sophomore, teammate of NBA's Jalen Brunson

CAREER LINE

| Year | Comp.-Att.-Int. | Yds. | TDs | Long | Pct. | Avg./Pass | Avg./Game | Efficiency |
|--------------|-------------------|-------------|-----------|-----------|-------------|-------------|--------------|--------------|
| 2019 | 103-164-4 | 1101 | 8 | 72 | 62.8 | 10.7 | 183.5 | 130.4 |
| 2020 | 88-136-2 | 916 | 7 | 45 | 64.7 | 10.4 | 305.3 | 135.3 |
| 2021 | 315-439-11 | 3712 | 28 | 75 | 71.8 | 11.8 | 309.3 | 158.8 |
| 2022 | | | | | | | | |
| Total | 506-739-17 | 5729 | 43 | 75 | 68.5 | 11.3 | 272.8 | 148.2 |

CAREER PASSING GAME-BY-GAME

| 2022 | Game | C-A-I | Pct. | Yds. | TDs | Long |
|------|---------------|---------|------|------|-----|------|
| | PENN STATE | | | | | |
| | INDIANA STATE | | | | | |
| | Syracuse | | | | | |
| | FAU | | | | | |
| | Minnesota | | | | | |
| | Maryland | | | | | |
| | NEBRASKA | | | | | |
| | Wisconsin | | | | | |
| | IOWA | | | | | |
| | Illinois | | | | | |
| | NORTHWESTERN | | | | | |
| | Indiana | | | | | |
| 2021 | Game | C-A-I | Pct. | Yds. | TDs | Long |
| | UConn | 9-11-0 | 81.8 | 86 | 2 | 17 |
| | Notre Dame | 11-18-2 | 61.1 | 104 | 0 | 27 |
| | ILLINOIS | 12-19-2 | 63.2 | 182 | 1 | 43 |
| | MINNESOTA* | 34-51-1 | 65.4 | 371 | 1 | 34 |
| | Iowa* | 30-40-0 | 75.0 | 375 | 2 | 60 |
| | WISCONSIN* | 24-32-3 | 75.0 | 200 | 1 | 24 |
| | Nebraska* | 34-45-0 | 75.6 | 233 | 2 | 21 |
| | MICHIGAN ST.* | 40-54-0 | 74.1 | 536 | 3 | 53 |
| | Ohio State* | 40-52-0 | 76.9 | 390 | 4 | 29 |
| | Northwestern* | 29-39-0 | 74.4 | 423 | 3 | 53 |
| | INDIANA* | 26-31-0 | 83.9 | 278 | 4 | 28 |
| | Tennessee* | 26-46-3 | 56.5 | 534 | 5 | 75 |
| 2020 | Game | C-A-I | Pct. | Yds. | TDs | Long |
| | IOWA* | 31-50-2 | 62.0 | 282 | 3 | 22 |
| | Illinois* | 29-35-0 | 82.9 | 371 | 2 | 45 |
| | NORTHWESTERN* | 28-51-0 | 54.9 | 263 | 2 | 40 |
| 2019 | Game | C-A-I | Pct. | Yds. | TDs | Long |
| | Penn State | 1-1-0 | 100 | 4 | - | 4 |
| | ILLINOIS | 8-14-0 | 57.1 | 66 | 1 | 20 |
| | NEBRASKA | 6-7-0 | 85.7 | 62 | 0 | 26 |
| | Northwestern* | 34-50-2 | 68.0 | 271 | 2 | 21 |
| | Wisconsin* | 26-43-1 | 60.5 | 289 | 2 | 38 |
| | INDIANA* | 28-49-1 | 57.1 | 408 | 3 | 72 |

GAME HIGHS

COMPLETIONS

2022
 Career 40 - 2x, last at Ohio State - 11/13/21

ATTEMPTS

2022
 Career 54 - vs. Michigan State - 11/6/21

PASSING YARDS

2022
 Career 536 - vs. Michigan State - 11/6/21

PASSING TOUCHDOWNS

2022
 Career 5 - vs. Tennessee - 12/30/21

LONG PASS

2022
 Career 75 - vs. Tennessee - 12/30/21

RUSHING YARDS

2022
 Career 8 - at Notre Dame - 9/18/21

LONG RUSH

2022
 Career 9 - 2x last, at Illinois, 10/31/20

RECORD WATCH

CAREER 300-YARD PASSING GAMES

| | | |
|--------------------|----|--------------|
| 1. Drew Brees | 16 | 1997-00 |
| 4. Jim Everett | 10 | |
| 5. Aidan O'Connell | 8 | 2017-Present |
| Mark Herrmann | 8 | |

CAREER 400-YARD PASSING GAMES

| | | |
|--------------------|---|--------------|
| 1. Drew Brees | 7 | 1997-00 |
| 2. Aidan O'Connell | 4 | 2017-Present |
| Curtis Painter | 4 | |

CAREER 500-YARD PASSING GAMES

| | | |
|--------------------|---|--------------|
| 1. Drew Brees | 2 | 1997-00 |
| 1. Aidan O'Connell | 2 | 2017-Present |

CAREER PASSING COMPLETIONS

| | | |
|--------------------|-------|--------------|
| 1. Drew Brees | 1,026 | 1997-00 |
| 5. Mark Herrmann | 772 | 1977-80 |
| 6. Scott Campbell | 609 | 1980-83 |
| 7. Jim Everett | 572 | 1981-85 |
| 8. Aidan O'Connell | 506 | 2017-Present |

CAREER COMPLETION PERCENTAGE

| | | |
|--------------------|-------|--------------|
| 1. Aidan O'Connell | 68.5% | 2017-Present |
| 2. Jack Plummer | 64.8% | 2019-21 |
| 3. Robert Marve | 63.8% | 2010-12 |
| 4. Drew Brees | 61.1% | 1997-00 |

CAREER TOUCHDOWN PASSES

| | | |
|--------------------|----|--------------|
| 1. Drew Brees | 90 | 1997-00 |
| 4. Curtis Painter | 67 | 2005-08 |
| 5. Kyle Orton | 63 | 2001-04 |
| 6. Scott Campbell | 45 | 1980-83 |
| 7. Aidan O'Connell | 43 | 2017-Present |
| Jim Everett | 43 | 1981-85 |

CAREER PASSING YARDS

| | | |
|--------------------|--------|--------------|
| 1. Drew Brees | 11,792 | 1997-00 |
| 5. Kyle Orton | 9,337 | 2001-04 |
| 6. Scott Campbell | 7,636 | 1980-83 |
| 7. Jim Everett | 7,411 | 1981-84 |
| 8. Aidan O'Connell | 5,729 | 2017-Present |

CAREER PASSING ATTEMPTS

| | | |
|--------------------|-------|--------------|
| 1. Drew Brees | 1,678 | 1997-00 |
| 5. Mark Herrmann | 1,309 | 1977-80 |
| 6. Scott Campbell | 1,060 | 1980-83 |
| 7. Jim Everett | 965 | 1981-85 |
| 8. Eric Hunter | 818 | 1989-92 |
| 9. Aidan O'Connell | 739 | 2017-Present |



GAME 1 NOTES • Purdue vs. Penn State

OFFENSIVE STARTERS

| | QB | RB/WR | TE/WR | WR/TE | WR | WR | LT | LG | C | RG | RT |
|---------------|----|-------|-------|-------|----|----|----|----|---|----|----|
| PENN STATE | | | | | | | | | | | |
| INDIANA STATE | | | | | | | | | | | |
| Syracuse | | | | | | | | | | | |
| FAU | | | | | | | | | | | |
| Minnesota | | | | | | | | | | | |
| Maryland | | | | | | | | | | | |
| NEBRASKA | | | | | | | | | | | |
| Wisconsin | | | | | | | | | | | |
| IOWA | | | | | | | | | | | |
| Illinois | | | | | | | | | | | |
| NORTHWESTERN | | | | | | | | | | | |
| Indiana | | | | | | | | | | | |

DEFENSIVE STARTERS

| | DE | DT | DT/DE | LB/DE | LB | LB | LB/DB | DB | DB | DB |
|---------------|----|----|-------|-------|----|----|-------|----|----|----|
| PENN STATE | | | | | | | | | | |
| INDIANA STATE | | | | | | | | | | |
| Syracuse | | | | | | | | | | |
| FAU | | | | | | | | | | |
| Minnesota | | | | | | | | | | |
| Maryland | | | | | | | | | | |
| NEBRASKA | | | | | | | | | | |
| Wisconsin | | | | | | | | | | |
| IOWA | | | | | | | | | | |
| Illinois | | | | | | | | | | |
| NORTHWESTERN | | | | | | | | | | |
| Indiana | | | | | | | | | | |

CAREER STARTS

| Player | Position | 19 | 20 | 21 | 22 | Total | Consecutive |
|--------------------|----------|-------------------|-------------------|-------------------|----|-------|-------------|
| Cam Allen | DB | -- | 5 | 13 | -- | 18 | 13 |
| Jamari Brown | DB | 3 (at UK) | -- | 11 | -- | 14 | 11 |
| Austin Burton | QB | 1 (at UCLA) | -- | -- | -- | 1 | |
| Cam Craig | OL | -- | -- | 2 | -- | 2 | 1 |
| Branson Deen | DL | -- | 4 | 11 | -- | 15 | |
| Tee Densen | DB | -- | -- | 1 (at Kanas St.) | -- | 1 | |
| King Doerue | RB | 8 | 0 | 6 | -- | 14 | |
| Kieren Douglas | LB | -- | 1 | 13 | -- | 14 | 12 |
| Payne Durham | TE | 4 | 6 | 10 | -- | 20 | 4 |
| Semisi Fakasiieiki | LB | -- | 4 | 1 | -- | 5 | |
| Sione Finau | OL | 1 (at FIU) | 5 (at FIU) | 9 (at FIU) | -- | 15 | |
| Jalen Graham | LB | 8 | 5 | 13 | -- | 26 | 13 |
| Bryce Hampton | DB | -- | -- | 11 (at Adams St.) | -- | 11 | |
| Gus Hartwig | OL | -- | 3 | 13 | -- | 16 | 16 |
| Spencer Holstege | OL | -- | 5 | 13 | -- | 18 | 18 |
| Scotty Humpich | LB | 7 (at Murray St.) | 7 (at Murray St.) | 4 (at Murray St.) | -- | 18 | |
| Sampson James | RB | -- | 2 | -- | -- | 2 | |
| Chris Jefferson | DB | 6 (at Findlay) | 11 (at Findlay) | -- | -- | 17 | |
| Kydran Jenkins | LB | -- | -- | 10 | -- | 10 | 1 |
| Lawrence Johnson | DL | 9 | 2 | 13 | -- | 24 | 13 |
| Charlie Jones | WR | 1 (at Buffalo) | -- | 10 (at Iowa) | -- | 11 | |
| Sanoussi Kane | DB | -- | -- | 1 | -- | 1 | 1 |
| Damarjhe Lewis | DL | -- | -- | 2 | -- | 2 | 1 |
| Eric Miller | OL | 2 | 0 | 13 | -- | 15 | 13 |
| Garrett Miller | TE | -- | 1 | 4 | -- | 5 | |
| Aidan O'Connell | QB | 3 | 3 | 9 | -- | 15 | 9 |
| TJ Sheffield | WR | -- | -- | 4 | -- | 4 | 1 |
| Jack Sullivan | DL | -- | 2 | 3 | -- | 5 | 3 |
| Reese Taylor | DB | 1 (at IU) | 4 (at IU) | 4 (at IU) | -- | 9 | |
| Broc Thompson | WR | 4 (at Marshall) | 4 (at Marshall) | 3 | -- | 11 | 1 |
| Tyrone Tracy | WR | -- | 4 | 4 | -- | 8 | |
| Cory Trice | DB | 5 | 6 | 2 | -- | 13 | |
| DJ Washington | OL/DL | -- | 1 | - | -- | 1 | |



GAME-BY-GAME PASSING

AIDAN O'CONNELL

| Game | C-P-I | Pct. | Yds | TD | Long | Sack | Eff. | Game | C-P-I | Pct. | Yds | TD | Long | Sack | Eff. | Game | C-P-I | Pct. | Yds | TD | Long | Sack | Eff. | |
|---------------|-------|------|-----|----|------|------|------|---------------|-------|------|-----|----|------|------|------|---------------|-------|------|-----|----|------|------|------|--|
| PENN STATE | | | | | | | | PENN STATE | | | | | | | | PENN STATE | | | | | | | | |
| INDIANA STATE | | | | | | | | INDIANA STATE | | | | | | | | INDIANA STATE | | | | | | | | |
| Syracuse | | | | | | | | Syracuse | | | | | | | | Syracuse | | | | | | | | |
| FAU | | | | | | | | FAU | | | | | | | | FAU | | | | | | | | |
| Minnesota | | | | | | | | Minnesota | | | | | | | | Minnesota | | | | | | | | |
| Maryland | | | | | | | | Maryland | | | | | | | | Maryland | | | | | | | | |
| NEBRASKA | | | | | | | | NEBRASKA | | | | | | | | NEBRASKA | | | | | | | | |
| Wisconsin | | | | | | | | Wisconsin | | | | | | | | Wisconsin | | | | | | | | |
| IOWA | | | | | | | | IOWA | | | | | | | | IOWA | | | | | | | | |
| Illinois | | | | | | | | Illinois | | | | | | | | Illinois | | | | | | | | |
| NORTHWESTERN | | | | | | | | NORTHWESTERN | | | | | | | | NORTHWESTERN | | | | | | | | |
| Indiana | | | | | | | | Indiana | | | | | | | | Indiana | | | | | | | | |

GAME-BY-GAME RUSHING (NO. YDS.-TD)

| Game | Total | PSU | ISU | SU | FAU | Minn. | Mary. | Neb. | Wisc. | Iowa | Ill. | NU | IU |
|------|-------|-----|-----|----|-----|-------|-------|------|-------|------|------|----|----|
| - | | | | | | | | | | | | | |
| - | | | | | | | | | | | | | |
| - | | | | | | | | | | | | | |

GAME-BY-GAME RECEIVING (NO. YDS.-TD)

| Game | Total | PSU | ISU | SU | FAU | Minn. | Mary. | Neb. | Wisc. | Iowa | Ill. | NU | IU |
|------|-------|-----|-----|----|-----|-------|-------|------|-------|------|------|----|----|
| - | | | | | | | | | | | | | |
| - | | | | | | | | | | | | | |
| - | | | | | | | | | | | | | |

GAME-BY-GAME KICKING/PUNTING

Mitchell Fineran (Kick)

| Game | PAT | FG | FGs |
|---------------|-----|----|-----|
| PENN STATE | | | |
| INDIANA STATE | | | |
| Syracuse | | | |
| FAU | | | |
| Minnesota | | | |
| Maryland | | | |
| NEBRASKA | | | |
| Wisconsin | | | |
| IOWA | | | |
| Illinois | | | |
| NORTHWESTERN | | | |
| Indiana | | | |

Jack Ansell (Punt)

| Game | No.-Avg. | Long | I20 | TB | 50+ |
|---------------|----------|------|-----|----|-----|
| PENN STATE | | | | | |
| INDIANA STATE | | | | | |
| Syracuse | | | | | |
| FAU | | | | | |
| Minnesota | | | | | |
| Maryland | | | | | |
| NEBRASKA | | | | | |
| Wisconsin | | | | | |
| IOWA | | | | | |
| Illinois | | | | | |
| NORTHWESTERN | | | | | |
| Indiana | | | | | |



P GAME 1 NOTES • Purdue vs. Penn State

/// GAME-BY-GAME TACKLES (UA-AST-TOT)

| Game | Total | PSU | ISU | SU | FAU | Minn. | Mary. | Neb. | Wisc. | Iowa | Ill. | NU | IU |
|------|-------|-----|-----|----|-----|-------|-------|------|-------|------|------|----|----|
| - | | | | | | | | | | | | | |
| - | | | | | | | | | | | | | |
| - | | | | | | | | | | | | | |

/// GAME-BY-GAME TACKLES FOR LOSS (TFL-YARDS)

| Game | Total | PSU | ISU | SU | FAU | Minn. | Mary. | Neb. | Wisc. | Iowa | Ill. | NU | IU |
|------|-------|-----|-----|----|-----|-------|-------|------|-------|------|------|----|----|
| - | | | | | | | | | | | | | |
| - | | | | | | | | | | | | | |
| - | | | | | | | | | | | | | |

/// GAME-BY-GAME SACKS (SACKS-YARDS)

| Game | Total | PSU | ISU | SU | FAU | Minn. | Mary. | Neb. | Wisc. | Iowa | Ill. | NU | IU |
|------|-------|-----|-----|----|-----|-------|-------|------|-------|------|------|----|----|
| - | | | | | | | | | | | | | |
| - | | | | | | | | | | | | | |
| - | | | | | | | | | | | | | |



TEAM GAME-BY-GAME

| Game | PSU | ISU | SU | FAU | Minn. | Mary. | Neb. | Wisc. | Iowa | Ill. | NU | IU | Total |
|----------------------|-----|-----|----|-----|-------|-------|------|-------|------|------|----|----|-------|
| Points | | | | | | | | | | | | | |
| Total Offense | | | | | | | | | | | | | |
| Yards Per Play | | | | | | | | | | | | | |
| First Downs | | | | | | | | | | | | | |
| Rush Attempts | | | | | | | | | | | | | |
| Yards Rushing | | | | | | | | | | | | | |
| Yards Per Rush | | | | | | | | | | | | | |
| Rushing Touchdowns | | | | | | | | | | | | | |
| Passing Completions | | | | | | | | | | | | | |
| Passing Attempts | | | | | | | | | | | | | |
| Completion % | | | | | | | | | | | | | |
| Passing Touchdowns | | | | | | | | | | | | | |
| Had Intercepted | | | | | | | | | | | | | |
| Field Goals | | | | | | | | | | | | | |
| Punting No.-Avg. | | | | | | | | | | | | | |
| Time of Possession | | | | | | | | | | | | | |
| Third Downs | | | | | | | | | | | | | |
| Fourth Downs | | | | | | | | | | | | | |
| Red-Zone Scoring | | | | | | | | | | | | | |
| Red Zone TDs-FGs | | | | | | | | | | | | | |
| Turnovers | | | | | | | | | | | | | |
| Points off Turnovers | | | | | | | | | | | | | |
| Penalties | | | | | | | | | | | | | |
| Punt Returns | | | | | | | | | | | | | |
| Kick Returns | | | | | | | | | | | | | |
| Interception Returns | | | | | | | | | | | | | |
| Fumble Returns | | | | | | | | | | | | | |
| Sacks | | | | | | | | | | | | | |

GAME-BY-GAME LEADERS

| Game | Rushing Attempts | Rushing Yards | Receptions | Receiving Yards | All-Purpose Yards | Tackles | Tackles For Loss |
|---------------|------------------|---------------|------------|-----------------|-------------------|---------|------------------|
| PENN STATE | | | | | | | |
| INDIANA STATE | | | | | | | |
| Syracuse | | | | | | | |
| FAU | | | | | | | |
| Minnesota | | | | | | | |
| Maryland | | | | | | | |
| NEBRASKA | | | | | | | |
| Wisconsin | | | | | | | |
| IOWA | | | | | | | |
| Illinois | | | | | | | |
| NORTHWESTERN | | | | | | | |
| Indiana | | | | | | | |



| Game | Possessions | Tds | FGs Made | FGs Attempted | Fum. | Int. | Safety | Punt | Downs | Half | Game | 80+Yard 80+yard | 3-And Out |
|---------------|-------------|-----|----------|---------------|------|------|--------|------|-------|------|------|--------------------|--------------|
| PENN STATE | | | | | | | | | | | | | |
| INDIANA STATE | | | | | | | | | | | | | |
| Syracuse | | | | | | | | | | | | | |
| FAU | | | | | | | | | | | | | |
| Minnesota | | | | | | | | | | | | | |
| Maryland | | | | | | | | | | | | | |
| NEBRASKA | | | | | | | | | | | | | |
| Wisconsin | | | | | | | | | | | | | |
| IOWA | | | | | | | | | | | | | |
| Illinois | | | | | | | | | | | | | |
| NORTHWESTERN | | | | | | | | | | | | | |
| Indiana | | | | | | | | | | | | | |
| TOTALS | | | | | | | | | | | | | |

SCORING DRIVES

vs. PENN STATE

| Qtr | Res. | Players | Play | Plays | Yards | TOP |
|-----|------|---------|------|-------|-------|-----|
| | | | | | | |

vs. INDIANA STATE

| Qtr | Res. | Players | Play | Plays | Yards | TOP |
|-----|------|---------|------|-------|-------|-----|
| | | | | | | |

vs. SYRACUSE

| Qtr | Res. | Players | Play | Plays | Yards | TOP |
|-----|------|---------|------|-------|-------|-----|
| | | | | | | |

vs. FAU

| Qtr | Res. | Players | Play | Plays | Yards | TOP |
|-----|------|---------|------|-------|-------|-----|
| | | | | | | |

vs. MINNESOTA

| Qtr | Res. | Players | Play | Plays | Yards | TOP |
|-----|------|---------|------|-------|-------|-----|
| | | | | | | |

vs. MARYLAND

| Qtr | Res. | Players | Play | Plays | Yards | TOP |
|-----|------|---------|------|-------|-------|-----|
| | | | | | | |

vs. NEBRASKA

| Qtr | Res. | Players | Play | Plays | Yards | TOP |
|-----|------|---------|------|-------|-------|-----|
| | | | | | | |

vs. WISCONSIN

| Qtr | Res. | Players | Play | Plays | Yards | TOP |
|-----|------|---------|------|-------|-------|-----|
| | | | | | | |

vs. IOWA

| Qtr | Res. | Players | Play | Plays | Yards | TOP |
|-----|------|---------|------|-------|-------|-----|
| | | | | | | |

vs. ILLINOIS

| Qtr | Res. | Players | Play | Plays | Yards | TOP |
|-----|------|---------|------|-------|-------|-----|
| | | | | | | |

vs. NORTHWESTERN

| Qtr | Res. | Players | Play | Plays | Yards | TOP |
|-----|------|---------|------|-------|-------|-----|
| | | | | | | |

vs. INDIANA

| Qtr | Res. | Players | Play | Plays | Yards | TOP |
|-----|------|---------|------|-------|-------|-----|
| | | | | | | |

SCORING DRIVE/TOUCHDOWN LENGTHS

| Yardage | Drives | | | | Touchdowns | | |
|---------|--------|----------|--------|----------|------------|-----|-------|
| | Purdue | Opponent | Purdue | Opponent | Ru. | Pa. | Other |
| 0-9 | | | | | | | |
| 10-19 | | | | | | | |
| 20-29 | | | | | | | |
| 30-39 | | | | | | | |
| 40-49 | | | | | | | |
| 50-59 | | | | | | | |
| 60-69 | | | | | | | |
| 70-79 | | | | | | | |
| 80-89 | | | | | | | |
| 90-99 | | | | | | | |
| TOTALS | - | - | - | - | - | - | - |

OPENING DRIVES - OFFENSE/DEFENSE

| | 1st Half | 2nd Half |
|---------------|----------|----------|
| Penn State | | |
| Indiana State | | |
| FAU | | |
| Syracuse | | |
| Minnesota | | |
| Maryland | | |
| Nebraska | | |
| Wisconsin | | |
| Iowa | | |
| Illinois | | |
| Northwestern | | |
| Indiana | | |
| TOTALS | - | - |

SCORING COMPARISON

| | Purdue | | | | Opponent | | | |
|---------------|--------|-----|------|-------|----------|-----|------|-------|
| | Pass | | Rush | | Pass | | Rush | |
| | TDs | TDs | FGs | Other | TDs | TDs | FGs | Other |
| Penn State | | | | | | | | |
| Indiana State | | | | | | | | |
| FAU | | | | | | | | |
| Syracuse | | | | | | | | |
| Minnesota | | | | | | | | |
| Maryland | | | | | | | | |
| Nebraska | | | | | | | | |
| Wisconsin | | | | | | | | |
| Iowa | | | | | | | | |
| Illinois | | | | | | | | |
| Northwestern | | | | | | | | |
| Indiana | | | | | | | | |
| TOTALS | - | - | - | - | - | - | - | - |





REDZONE RECAP

| Yardage | Purdue | | | Opponent | | |
|---------------|----------------|---------|------|----------------|---------|------|
| | Scores/Chances | Results | Pct. | Scores/Chances | Results | Pct. |
| Penn State | | | | | | |
| Indiana State | | | | | | |
| FAU | | | | | | |
| Syracuse | | | | | | |
| Minnesota | | | | | | |
| Maryland | | | | | | |
| Nebraska | | | | | | |
| Wisconsin | | | | | | |
| Iowa | | | | | | |
| Illinois | | | | | | |
| Northwestern | | | | | | |
| Indiana | | | | | | |
| TOTALS | - | - | - | - | - | - |

PURDUE TAKEAWAYS/GIVEAWAYS

| Purdue | Opponent | Diff. | | | | |
|---------------|----------|-------|-----|-----|-----|-----|
| | | | Fum | Int | Tot | Pts |
| Penn State | | | | | | |
| Indiana State | | | | | | |
| FAU | | | | | | |
| Syracuse | | | | | | |
| Minnesota | | | | | | |
| Maryland | | | | | | |
| Nebraska | | | | | | |
| Wisconsin | | | | | | |
| Iowa | | | | | | |
| Illinois | | | | | | |
| Northwestern | | | | | | |
| Indiana | | | | | | |
| TOTALS | - | - | - | - | - | - |

CONVERSION CHART (OVR / PCT.)

| Overall | 3RD DOWN | | | | | Overall | 4TH DOWN | | | |
|---------------|----------|---------|---------|---------|----------|---------|----------|---------|---------|---------|
| | 1st Qtr | 2nd Qtr | 3rd Qtr | 4th Qtr | Overtime | | 1st Qtr | 2nd Qtr | 3rd Qtr | 4th Qtr |
| Penn State | | | | | | | | | | |
| Indiana State | | | | | | | | | | |
| FAU | | | | | | | | | | |
| Syracuse | | | | | | | | | | |
| Minnesota | | | | | | | | | | |
| Maryland | | | | | | | | | | |
| Nebraska | | | | | | | | | | |
| Wisconsin | | | | | | | | | | |
| Iowa | | | | | | | | | | |
| Illinois | | | | | | | | | | |
| Northwestern | | | | | | | | | | |
| Indiana | | | | | | | | | | |
| TOTALS | - | - | - | - | - | - | - | - | - | - |

BIG PLAY TRACKER (PLAYS OF 30 YARDS OR MORE)

| Yds | Type | Players | Opponent |
|-----|------|---------|----------|
| - | | | |
| - | | | |

* Touchdown scored on play

LONG PLAYS BY YARDS

| No. | TD |
|---------------|----|
| 100+ | |
| 90-99 | |
| 80-89 | |
| 70-79 | |
| 60-69 | |
| 50-59 | |
| 40-49 | |
| 30-39 | |
| TOTALS | |

LONG PLAYS BY TYPE (OVER 30 YARDS)

| No. | TD |
|----------------|----|
| Rushing | |
| Passing | |
| Punt Returns | |
| Kick Returns | |
| Interceptions | |
| Fumble Returns | |
| Other | |
| TOTALS | |

LONG PLAYS OF THE YEAR

| | |
|---------------|--|
| Rushing | |
| Rushing TD | |
| Passing | |
| Passing TD | |
| Punt Return | |
| Kick Return | |
| INT Return | |
| Fumble Return | |
| Punt | |
| Field Goal | |

LONG PLAYS BY PLAYER

| No. | TD | Rush | Rec. | KR | Pr | IR | FR |
|---------------|----|------|------|----|----|----|----|
| - | | | | | | | |
| - | | | | | | | |
| - | | | | | | | |
| TOTALS | - | - | - | - | - | - | - |

LONG PLAYS BY QUARTERBACK (PASS)

| No. | TD | 20-39 | 40-59 | 60-79 | 80-99 | Rush |
|-----------------|----|-------|-------|-------|-------|------|
| Aidan O'Connell | | | | | | |
| - | | | | | | |



GAME 1 NOTES • Purdue vs. Penn State

MISC. RECEIVING STATS

| Games with a Reception | | | | | | |
|------------------------|-----|-----|----|-----|----|-------|
| Player | 18 | 19 | 20 | 21 | 22 | Total |
| Deion Burks | | | | 1 | | 1 |
| Elijah Canion | | | 1 | 3 | | 4 |
| King Doerue | | 5 | 1 | 7 | | 13 |
| Dylan Downing | | | 1 | 9 | | 10 |
| Payne Durham | | 7 | 6 | 10 | | 13 |
| Charlie Jones | 11* | | | 11* | | 22 |
| Kobe Lewis | | 10* | 4* | | | 14 |
| Alex Maxwell | | | | 1 | | 1 |
| Garrett Miller | | | 2 | 8 | | 10 |
| Paul Piferi | | | | 3 | | 3 |
| Mershawn Rice | | | | 2 | | 2 |
| TJ Sheffield | | 1 | 2 | 10 | | 13 |
| Andrew Sowinski | | | | 2 | | 2 |
| Collin Sullivan | | | | 1 | | 1 |
| Broc Thompson | | 7* | 4* | 12 | | 23 |
| Tyrone Tracy Jr. | 1* | 11* | 6* | 7* | | 25 |
| Abdur-Rahmaan Yaseen | | | | 2 | | 2 |

| Games with 5+ Catches | | | | | | |
|-----------------------|----|----|----|----|-------|--|
| Player | 19 | 20 | 21 | 22 | Total | |
| Payne Durham | | | 5 | | 5 | |
| King Doerue | | | 2 | | 2 | |
| Kobe Lewis | 1* | 2* | | | 3 | |
| Garrett Miller | | | 1 | | 1 | |
| TJ Sheffield | | | 1 | | 1 | |
| Broc Thompson | 1* | 1* | 1 | | 3 | |
| Tyrone Tracy Jr. | 3* | | 1 | | 4 | |

| Games with 100 Yards Receiving | | | | | | |
|--------------------------------|----|----|----|----|-------|--|
| Player | 19 | 20 | 21 | 22 | Total | |
| Payne Durham | | | 2 | | 2 | |
| Charlie Jones | | | 1* | | 1 | |
| Broc Thompson | | | 1 | | 1 | |
| Tyrone Tracy | 1* | | | | 1 | |

| Games with a Receiving Touchdown | | | | | | |
|----------------------------------|----|----|----|----|----|-------|
| Player | 18 | 19 | 20 | 21 | 22 | Total |
| Elijah Canion | | | 1 | | | 1 |
| King Doerue | | 2 | | | | 2 |
| Payne Durham | | 4 | 3 | 4 | | 11 |
| Charlie Jones | 3* | | | 3* | | 6 |
| Kobe Lewis | | | 1* | | | 1 |
| Garrett Miller | | | 2 | | | 2 |
| Paul Piferi | | | | 1 | | 1 |
| Mershawn Rice | | | | 1 | | 1 |
| TJ Sheffield | | | 5 | | | 5 |
| Broc Thompson | | | | 3 | | 3 |
| Tyrone Tracy Jr. | | 3* | 1* | 1* | | 5 |

| Games with Multiple Receiving Touchdowns | | | | | | |
|--|----|----|----|----|-------|--|
| Player | 19 | 20 | 21 | 22 | Total | |
| Payne Durham | | | 2 | | 2 | |
| Broc Thompson | | | 1 | | 1 | |

| 30-Yard Receptions at Purdue | | | | | | |
|------------------------------|----|----|----|----|-------|--|
| Player | 19 | 20 | 21 | 22 | Total | |
| King Doerue | | | | 1 | 1 | |
| Payne Durham | | 1 | | 3 | 4 | |
| Garrett Miller | | | 1 | | 1 | |
| TJ Sheffield | | | | 1 | 1 | |
| Broc Thompson | | | | 3 | 3 | |
| Abdur-Rahmaan Yaseen | | | | 1 | 1 | |

| 50-Yard Receptions at Purdue | | | | | | |
|------------------------------|----|----|----|----|-------|--|
| Player | 19 | 20 | 21 | 22 | Total | |
| Payne Durham | | | 3 | | 3 | |
| Broc Thompson | | | 2 | | 2 | |

* At a previous school

MISC. PASSING STATS

| Games 30+ Completions | | | | | | |
|-----------------------|----|----|----|----|-------|--|
| Player | 19 | 20 | 21 | 22 | Total | |
| Aidan O'Connell | 1 | 1 | 5 | | 7 | |

| Games without an Interception (Games w/min. 20 passing attempts) | | | | | | |
|--|------|------|------|----|-------|--|
| Player | 19 | 20 | 21 | 22 | Total | |
| Austin Burton | 1(1) | | | | 1(1) | |
| Aidan O'Connell | (3) | 2(3) | 6(9) | | 8 | |

| Games 300-Yards Passing | | | | | | |
|-------------------------|----|----|----|----|-------|--|
| Player | 19 | 20 | 21 | 22 | Total | |
| Aidan O'Connell | 1 | 1 | 6 | | 8 | |

| Games with Multiple Passing Touchdowns | | | | | | |
|--|----|----|----|----|-------|--|
| Player | 19 | 20 | 21 | 22 | Total | |
| Aidan O'Connell | 3 | 3 | 8 | | 14 | |

| Completions 30 Yards or More at Purdue | | | | | | |
|--|----|----|----|----|-------|--|
| Player | 19 | 20 | 21 | 22 | Total | |
| Aidan O'Connell | 5 | 3 | 20 | | 28 | |

| Completions 50 Yards or More at Purdue | | | | | | |
|--|----|----|----|----|-------|--|
| Player | 19 | 20 | 21 | 22 | Total | |
| Aidan O'Connell | 1 | 0 | 8 | | 9 | |

MISC. RUSHING STATS

| Games with 100-Yards Rushing | | | | | | |
|------------------------------|----|----|----|----|-------|--|
| Player | 19 | 20 | 21 | 22 | Total | |
| Kobe Lewis | 5* | 3* | | | 8 | |

| Games with a Rushing Touchdown | | | | | | |
|--------------------------------|----|----|----|----|-------|--|
| Player | 19 | 20 | 21 | 22 | Total | |
| King Doerue | 4 | | 2 | | 6 | |
| Kobe Lewis | 8* | 4* | | | 12 | |
| Tyrone Tracy Jr. | 1* | | 1* | | 2 | |

| Games with Multiple Rushing Touchdowns | | | | | | |
|--|----|----|----|----|-------|--|
| Player | 19 | 20 | 21 | 22 | Total | |
| King Doerue | 1 | | | | 1 | |
| Dylan Downing | | | 1 | | 1 | |
| Kobe Lewis | 3* | 2* | | | 5 | |

| 20-Yard Rushes at Purdue | | | | | | |
|--------------------------|----|----|----|----|-------|--|
| Player | 19 | 20 | 21 | 22 | Total | |
| King Doerue | 1 | | 3 | | 4 | |
| Dylan Downing | | | 1 | | 1 | |

MISC. DEFENSIVE STATS

| Games with Double-Digit Tackles | | | | | | |
|---------------------------------|----|----|----|----|-------|--|
| Player | 19 | 20 | 21 | 22 | Total | |
| Kieren Douglas | | | 1 | | 1 | |
| Jalen Graham | | | 1 | | 1 | |
| Chris Jefferson | | | 1 | | 1 | |

| Games with a Tackle for Loss (including assisted TFLs) | | | | | | |
|--|----|----|----|----|----|-------|
| Player | 18 | 19 | 20 | 21 | 22 | Total |
| Cam Allen | | 2 | 2 | 1 | | 5 |
| Joe Anderson | | | | 1 | | 1 |
| O.C. Brothers | | | | 3 | | 3 |
| Branson Deen | | 1 | 4 | | | 5 |
| Tee Denson | | | 1* | | | 1 |
| Kieran Douglas | | | 2 | 3 | | 5 |
| Samisi Fakasiieki | 1 | 2 | 1 | | | 4 |
| Jalen Graham | | 1 | 1 | 4 | | 6 |
| Scotty Humpich | | 6* | 4* | 2* | | 12 |
| Chris Jefferson | | 2* | | 2 | | 4 |
| Kydran Jenkins | | | | 5 | | 5 |
| Lawrence Johnson | | | | 3 | | 3 |
| Damarjhe Lewis | | | | 1 | | 1 |
| Jack Sullivan | | | 1 | 3 | | 4 |
| Reese Taylor | | 1* | 3* | 2* | | 6 |
| Cory Trice | | 1 | 1 | | | 2 |

| Games with Multiple Tackles for Loss | | | | | | |
|--------------------------------------|----|----|----|----|-------|--|
| Player | 19 | 20 | 21 | 22 | Total | |
| Branson Deen | | 1 | 4 | | 5 | |
| Scotty Humpich | 2* | 1* | 1* | | 4 | |
| Kydran Jenkins | | | 2 | | 2 | |
| Lawrence Johnson | | | 1 | | 1 | |
| Jack Sullivan | | 1 | 1 | | 2 | |
| Reese Taylor | | 1* | 1* | | 2 | |

| Games with a Sack (including half sacks) | | | | | | |
|--|----|----|----|----|-------|--|
| Player | 19 | 20 | 21 | 22 | Total | |
| Branson Deen | | 1 | 2 | | 3 | |
| Samisi Fakasiieki | 1 | | | | 1 | |
| Scotty Humpich | 2* | 2* | 2* | | 6 | |
| Kydran Jenkins | | | 5 | | 5 | |
| Lawrence Johnson | | | 1 | | 1 | |
| Jack Sullivan | | 1 | 2 | | 3 | |
| Reese Taylor | | 1* | 1* | | 2 | |

| Games with Multiple Sacks | | | | | | |
|---------------------------|----|----|----|----|-------|--|
| Player | 19 | 20 | 21 | 22 | Total | |
| Branson Deen | | 1 | 1 | | 2 | |
| Scotty Humpich | 1* | | | | 1 | |

| Games with an Interception | | | | | | |
|----------------------------|----|----|----|----|----|-------|
| Player | 18 | 19 | 20 | 21 | 22 | Total |
| Cam Allen | | 1 | 2 | 3 | | 6 |
| Tee Denson | | | | 1* | | 1 |
| Kieren Douglas | | | | 1 | | 1 |
| Jalen Graham | | | | 1 | | 1 |
| Chris Jefferson | 1* | 6* | 2* | 1 | | 10 |
| Reese Taylor | | 1* | 1* | | | 2 |
| Cory Trice | | 2 | | | | 2 |
| Jacob Wahlberg | | | | 1 | | 1 |



SEASON HIGHS

PURDUE INDIVIDUAL SEASON HIGHS

| | |
|---------------------|---|
| RUSHES | 21 King Doerue vs. Minnesota (10/02/2021) 21 Zander Horvath vs. Oregon St. (09/04/2021) |
| YARDS RUSHING | 95 King Doerue vs. Minnesota (10/02/2021) |
| TD RUSHES | 1, 7x last, Zander Horvath vs. Indiana (11/27/2021) |
| LONG RUSH | 33 Dylan Downing vs. Indiana (11/27/2021) |
| PASS ATTEMPTS | 54 Aidan O'Connell vs. Michigan St. (11/06/2021) |
| PASS COMPLETIONS | 40 Aidan O'Connell at Ohio St. (11/13/2021) 40 Aidan O'Connell vs. Michigan St. (11/06/2021) |
| YARDS PASSING | 536 Aidan O'Connell vs. Michigan St. (11/06/2021) |
| TD PASSES | 5 Aidan O'Connell vs. Tennessee (N) (12/30/2021) |
| LONG PASS | 75 Aidan O'Connell vs. Tennessee (N) (12/30/2021) |
| RECEPTIONS | 12 David Bell vs. Northwestern (N) (11/20/2021) |
| YARDS RECEIVING | 240 David Bell at Iowa (10/16/2021) |
| TD RECEPTIONS | 3 Milton Wright vs. Northwestern (N) (11/20/2021) 3 David Bell at UConn (09/11/2021) |
| LONG RECEPTION | 75 Broc Thompson vs. Tennessee (N) (12/30/2021) |
| FIELD GOALS | 4, 3x last Mitchell Fineran vs. Tennessee (N) (12/30/2021) |
| LONG FIELD GOAL | 49, Mitchell Fineran vs. Tennessee (N) (12/30/2021) |
| PUNTS | 5, 5x last Jack Ansell vs. Tennessee (N) (12/30/2021) |
| PUNTING AVG | 45.8 Jack Ansell vs. Illinois (09/25/2021) |
| LONG PUNT | 56 Brendan Cropsey at Notre Dame (09/18/2021) |
| PUNTS INSIDE 20 | 3 Jack Ansell vs. Tennessee (N) (12/30/2021) |
| LONG PUNT RETURN | 15 TJ Sheffield at Notre Dame (09/18/2021) |
| LONG KICKOFF RETURN | 22 Marcellus Moore at Notre Dame (09/18/2021) |
| TACKLES 1 | 9 Jaylan Alexander vs. Tennessee (N) (12/30/2021) |
| SACKS | 1.5 Branson Deen at Iowa (10/16/2021) |
| TACKLES FOR LOSS | 3 Branson Deen vs. Indiana (11/27/2021) |
| INTERCEPTIONS | 2 Cam Allen vs. Iowa (10/16/2021) 2 Jalen Graham vs. Nebraska (10/30/2021) |

PURDUE TEAM SEASON HIGHS

| | |
|------------------|---|
| RUSHES | 42 at UConn (09/11/2021) |
| YARDS RUSHING | 187 at UConn (09/11/2021) |
| YARDS PER RUSH | 6.0 vs. Indiana (11/27/2021) |
| TD RUSHES | 2 vs. Indiana (11/27/2021) |
| PASS ATTEMPTS | 54 at Notre Dame (09/18/2021) 54 vs. Michigan St. (11/06/2021) |
| PASS COMPLETIONS | 40 at Ohio St. (11/13/2021) 40 vs. Michigan St. (11/06/2021) |
| YARDS PASSING | 536 vs. Michigan St. (11/06/2021) |
| YARDS PER PASS | 11.4 vs. Tennessee (N) (12/30/2021) |
| TD PASSES | 6 at UConn (09/11/2021) |
| TOTAL PLAYS | 86 vs. Minnesota (10/02/2021) 86 at Nebraska (10/30/2021) |
| TOTAL OFFENSE | 627 vs. Tennessee (N) (12/30/2021) |
| YARDS PER PLAY | 7.8 vs. Tennessee (N) (12/30/2021) |
| POINTS | 49 at UConn (09/11/2021) |
| SACKS BY | 4 vs. Indiana (11/27/2021) |
| FIRST DOWNS | 4 vs. Northwestern (N) (11/20/2021) 4 at Iowa (10/16/2021) 4 at Notre Dame (09/18/2021) |
| PENALTIES | 29 vs. Michigan St. (11/06/2021) |
| PENALTY YARDS | 29 at UConn (09/11/2021) |
| TURNOVERS | 8 vs. Northwestern (N) (11/20/2021) |
| PUNTS | 74 vs. Northwestern (N) (11/20/2021) |
| PUNTING AVG | 5 vs. Wisconsin (10/23/2021) |
| LONG PUNT | 7 at Notre Dame (09/18/2021) |
| PUNTS INSIDE 20 | 45.8 vs. Illinois (09/25/2021) |
| LONG PUNT RETURN | 56 at Notre Dame (09/18/2021) |
| | 3 vs. Tennessee (N) (12/30/2021) |
| | 15 at Notre Dame (09/18/2021) |

OPPONENT INDIVIDUAL SEASON HIGHS

| | |
|---------------------|---|
| RUSHES | 27 Chez Mellusi vs. Wisconsin (10/23/2021) |
| YARDS RUSHING | 180 Jabari Small vs. Tennessee (N) (12/30/2021) |
| TD RUSHES | 2 TreVeyon Henderson at Ohio St. (11/13/2021) 2 Braelon Allen vs. Wisconsin (10/23/2021) 2 B.J. Baylor vs. Oregon St. (09/04/2021) |
| LONG RUSH | 70 Braelon Allen vs. Wisconsin (10/23/2021) |
| PASS ATTEMPTS | 42 Hendon Hooker vs. Tennessee (N) (12/30/2021) |
| PASS COMPLETIONS | 31 C.J. Stroud at Ohio St. (11/13/2021) |
| YARDS PASSING | 378 Hendon Hooker vs. Tennessee (N) (12/30/2021) |
| TD PASSES | 5 Hendon Hooker vs. Tennessee (N) (12/30/2021) 5 C.J. Stroud at Ohio St. (11/13/2021) |
| LONG PASS | 62 Jack Coan at Notre Dame (09/18/2021) |
| RECEPTIONS | 10 Velus Jones Jr. vs. Tennessee (N) (12/30/2021) |
| YARDS RECEIVING | 10 Garrett Wilson at Ohio St. (11/13/2021) |
| TD RECEPTIONS | 150 Cedric Tillman vs. Tennessee (N) (12/30/2021) 3 Cedric Tillman vs. Tennessee (N) (12/30/2021) 3 Garrett Wilson at Ohio St. (11/13/2021) |
| LONG RECEPTION | 62 Avery Davis at Notre Dame (09/18/2021) |
| FIELD GOALS | 3 Collin Larsh vs. Wisconsin (10/23/2021) 3 James McCourt vs. Illinois (09/25/2021) |
| LONG FIELD GOALS | 51 James McCourt vs. Illinois (09/25/2021) |
| PUNTS | 7 Jay Bramblett at Notre Dame (09/18/2021) 7 Haydn Kerr at UConn (09/11/2021) |
| PUNTING AVG | 51.3 Mark Crawford vs. Minnesota (N) (10/02/2021) |
| LONG PUNT | 80 Blake Hayes vs. Illinois (09/25/2021) |
| PUNTS INSIDE 20 | 4 Mark Crawford vs. Minnesota (10/02/2021) 4 Blake Hayes vs. Illinois (09/25/2021) |
| LONG PUNT RETURN | 41 Charlie Jones at Iowa (10/16/2021) |
| LONG KICKOFF RETURN | 67 Ivory Kelly-Martin at Iowa (10/16/2021) |
| TACKLES | 20 Jeremy Banks vs. Tennessee (N) (12/30/2021) |
| SACKS | 3.5 Leo Chenal vs. Wisconsin (10/23/2021) |
| TACKLES FOR LOSS | 5.5 Leo Chenal vs. Wisconsin (10/23/2021) |
| INTERCEPTIONS | 12 different opponents |

OPPONENT TEAM SEASON HIGHS

| | |
|------------------|---|
| RUSHES | 63 vs. Tennessee (N) (12/30/2021) |
| YARDS RUSHING | 290 vs. Wisconsin (10/23/2021) |
| YARDS PER RUSH | 8.5 at Ohio St. (11/13/2021) |
| TD RUSHES | 3 vs. Wisconsin (10/23/2021) 3 at Ohio St. (11/13/2021) |
| PASS ATTEMPTS | 3 vs. Oregon St. (09/04/2021) |
| PASS COMPLETIONS | 42 vs. Tennessee (N) (12/30/2021) |
| YARDS PASSING | 31 at Ohio St. (11/13/2021) |
| YARDS PER PASS | 378 vs. Tennessee (N) (12/30/2021) |
| TD PASSES | 9.5 at Ohio St. (11/13/2021) |
| TOTAL PLAYS | 5 vs. Tennessee (N) (12/30/2021) 5 at Ohio St. (11/13/2021) |
| TOTAL OFFENSE | 105 vs. Tennessee (N) (12/30/2021) |
| YARDS PER PLAY | 666 vs. Tennessee (N) (12/30/2021) |
| POINTS | 9.0 at Ohio St. (11/13/2021) |
| SACKS BY | 59 at Ohio St. (11/13/2021) |
| FIRST DOWNS | 6 vs. Wisconsin (10/23/2021) |
| PENALTIES | 31 vs. Tennessee (N) (12/30/2021) |
| PENALTY YARDS | 14 vs. Tennessee (N) (12/30/2021) |
| TURNOVERS | 128 vs. Tennessee (N) (12/30/2021) 4 at Nebraska (10/30/2021) 4 at Iowa (10/16/2021) |
| PUNTS | 7 at Notre Dame (09/18/2021) 7 vs. Indiana (11/27/2021) |
| PUNTING AVG | 7 vs. at UConn (09/11/2021) |
| LONG PUNT | 51.3 vs. Minnesota (10/02/2021) |
| PUNTS INSIDE 20 | 80 vs. Illinois (09/25/2021) 4 vs. Minnesota (10/02/2021) 4 vs. Illinois (09/25/2021) |
| LONG PUNT RETURN | 41 at Iowa (10/16/2021) |



GAME 1 NOTES • Purdue vs. Penn State

CAREER HIGH - PASSING (*at Previous School)

| PLAYER | COMPLETIONS | ATTEMPTS | TOUCHDOWNS | YARDS | LONG |
|-----------------|-------------------------------------|---|-----------------------------|---------------------------------|------------------------------|
| Aidan O'Connell | 40, 2x last at Ohio State, 11/13/21 | 54, 2x last vs. Michigan State, 11/6/21 | 5 vs. Tennessee, 12/30/21 | 536 vs. Michigan State, 11/6/21 | 75 vs. Tennessee, 12/30/21 |
| Austin Burton | 27 vs. Oregon State, 10/5/19 | 41 vs. Oregon State, 10/5/19 | 1 vs. Oregon State, 10/5/19 | 236 vs. Oregon State, 10/5/19 | 30 vs. Oregon State, 10/5/19 |

CAREER HIGH - RUSHING (*at Previous School)

| PLAYER | ATTEMPTS | YARDS | TOUCHDOWNS | LONG |
|-------------------|---------------------------------------|-------------------------------------|-----------------------------|--------------------------------------|
| King Doerue | 21 vs. Minnesota, 10/2/21 | 95 vs. Minnesota, 10/2/21 | 2 vs. Minnesota, 9/28/19 | 29 vs. Indiana, 11/26/21 |
| Dylan Downing | 14, at UConn, 9/11/21 | 72, at UConn, 9/11/21 | 1 vs. Indiana, 11/26/21 | 33 vs. Indiana, 11/26/21 |
| Kobe Lewis | 28 vs. Ohio, 11/4/20* | 161 vs. New Mexico State, 10/12/19* | 3 vs. Akron, 9/14/19* | 75 vs. Northern Illinois, 11/2/19* |
| Tyrone Tracy, Jr. | 2 vs. Indiana, 9/4/21* | 23 vs. USC, 12/27/19* | 1 vs. USC, 12/27/19* | 23 vs. USC, 12/27/19* |
| Deion Burks | 1, at UConn, 9/11/21 | 6, at UConn, 9/11/21 | - | 6, at UConn, 9/11/21 |
| Austin Burton | 15 vs. Oregon State, 10/5/19 | 64 vs. Oregon State, 10/5/19 | 1 vs. Oregon State, 10/5/19 | 16 vs. Oregon State, 10/5/19 |
| Jack Albers | 3 vs. Marist, 11/9/19* | 16 vs. Marist, 11/9/19 | 1 vs. Marist, 11/9/19 | 10 vs. Marist, 11/9/19 |
| Michael Alaimo | 1, at UConn, 9/11/21 | - | - | - |
| Charlie Jones | 2, 2x last vs. Penn State, 10/9/21* | 38 vs. Michigan State, 11/7/20 | - | 27 vs. Michigan State, 11/7/20 |
| Aidan O'Connell | 5, 4x last vs. Northwestern, 11/14/20 | 8, at Notre Dame, 9/18/21 | 1, at Iowa, 10/16/21 | 9, 2x last at Northwestern, 11/14/20 |
| TJ Sheffield | 1, at UConn, 9/11/21 | - | - | - |

CAREER HIGH - RECEIVING (*at Previous School)

| PLAYER | RECEPTIONS | YARDS | TOUCHDOWNS | LONG |
|---------------------|------------------------------------|-----------------------------------|------------------------------------|--------------------------------|
| Deion Burks | 1 vs. Tennessee, 12/30/21 | 26 vs. Tennessee, 12/30/21 | - | 26 vs. Tennessee, 12/30/21 |
| King Doerue | 6, 2x last vs. Minnesota, 10/2/21 | 60 vs. Michigan State, 11/6/21 | 1, 3x last vs. Nebraska, 11/2/19 | 46 vs. Michigan State, 11/6/21 |
| Dylan Downing | 2, 2x last, at UConn, 9/11/21 | 19, at UConn, 9/11/21 | - | 10, at UConn, 9/11/21 |
| Payne Durham | 9 vs. Wisconsin, 10/23/21 | 120 vs. Oregon State, 9/4/21 | 2, 2x last vs. Tennessee, 12/30/21 | 62 vs. Tennessee, 12/30/21 |
| Charlie Jones | 3, 4x, last at Nebraska, 11/26/21* | 106 vs. Minnesota, 11/13/21* | 1, 6x last Minnesota, 11/13/21 | 72 vs. Minnesota, 11/14/21* |
| Kobe Lewis | 7, at Eastern Michigan, 11/27/20* | 37, at Western Michigan, 9/28/19* | 1, at Toledo, 12/12/20* | 33 vs. Akron, 9/14/19* |
| Alex Maxwell | 1, at UConn, 9/11/21 | 9, at UConn, 9/11/21 | - | 9, at UConn, 9/11/21 |
| Garrett Miller | 8 vs. Michigan State, 11/6/21 | 74 vs. Michigan State, 11/6/21 | 1 vs. Northwestern, 11/14/20 | 40 vs. Northwestern, 11/14/20 |
| Paul Piferi | 3 vs. Minnesota, 10/2/21 | 38 vs. Minnesota, 10/2/21 | - | 24 vs. Indiana, 11/26/21 |
| Mershawn Rice | 4, at Notre Dame, 9/18/21 | 37, at Notre Dame, 9/18/21 | 1, at UConn, 9/11/21 | 17, at UConn, 9/11/21 |
| TJ Sheffield | 8, at Iowa, 10/16/21 | 61 vs. Tennessee, 12/30/21 | 1, 4x last vs. Tennessee, 12/30/21 | 38 vs. Tennessee, 12/30/21 |
| Andrew Sowinski | 2, at UConn, 9/11/21 | 15, at UConn, 9/11/21 | - | 8, at UConn, 9/11/21 |
| Collin Sullivan | 1 vs. Tennessee, 12/30/21 | 4 vs. Tennessee, 12/30/21 | - | 4 vs. Tennessee, 12/30/21 |
| Broc Thompson | 7 vs. Tennessee, 12/30/21 | 217 vs. Tennessee, 12/30/21 | 2 vs. Tennessee, 12/30/21 | 75 vs. Tennessee, 12/30/21 |
| Tyrone Tracy, Jr. | 6, 2x last vs. Illinois, 11/23/19* | 130 vs. Wisconsin, 11/9/19* | 1, 4x last at Maryland, 10/11/21* | 75 vs. Wisconsin, 11/9/19* |
| Abur-Rahmaan Yaseen | 3 vs. Illinois, 9/25/21 | 77 vs. Illinois, 9/25/21 | - | 73 vs. Illinois, 9/25/21 |
| Spencer Holstege | 1 vs. Wisconsin, 10/23/21 | -3 vs. Wisconsin, 10/23/21 | - | -3 vs. Wisconsin, 10/23/21 |

CAREER HIGH - PUNTING/KICKING (*at Previous School)

| PLAYER | PUNTS | LONG | INSIDE 20 | FG MADE | LONG |
|------------------|-----------------------------------|----------------------------|-----------------------------------|------------------------------------|------------------------|
| Jack Ansell | 5, 4x last, at Nebraska, 10/30/21 | 54 vs. Illinois, 9/25/21 | 2, 3x last, at Nebraska, 10/30/21 | - | - |
| Brendan Cropsey | 3, at Notre Dame, 9/18/21 | 56, at Notre Dame, 9/18/21 | 1, 2x last vs. Indiana, 11/26/21 | - | - |
| Mitchell Fineran | - | - | - | 4, 4x last vs. Tennessee, 12/30/21 | 50, at Furman, 3/6/21* |

CAREER HIGH - RETURNS (*at Previous School)

| PLAYER | KICK RETURN LONG | KICK RETURN TOUCHDOWN | PUNT RETURN LONG | PUNT RETURN TOUCHDOWN |
|-----------------|------------------------------|---------------------------|----------------------------------|-----------------------|
| Chris Jefferson | - | - | 8 vs. Lake Erie, 4/1/21* | - |
| Charlie Jones | 100 vs. Illinois, 11/20/21* | 1 vs. Illinois, 11/20/21* | 38 vs. Colorado State, 9/25/21* | - |
| Kobe Lewis | 51, at Ball State, 11/16/19* | - | - | - |
| TJ Sheffield | 41 vs. Nebraska, 12/5/20 | - | 17 vs. Michigan State, 11/6/21 | - |
| Reese Taylor | 28 vs. Ball State, 9/15/18* | - | - | - |
| Broc Thompson | - | - | 13, at Louisiana Tech, 10/17/20* | - |



CAREER HIGH - DEFENSE (*at Previous School)

| PLAYER | TACKLES | SACKS | TACKLES-FOR-LOSS | INTERCEPTIONS |
|-----------------------|-------------------------------------|-------------------------------------|-------------------------------------|--|
| Cam Allen | 9, 3x last, vs. Tennessee, 12/30/21 | - | 1, 5x last, at Ohio State, 11/13/21 | 2, at Iowa, 10/16/21 |
| Joe Anderson | 4, vs. Tennessee, 12/30/21 | - | - | - |
| O.C. Brothers | 2, at UConn, 9/11/21 | - | 1, 3x last, vs. Indiana, 11/26/21 | - |
| Jamari Brown | 5, vs. Tennessee, 12/30/21 | 1, vs. Wisconsin, 10/23/21 | 1, 2x last, vs. Wisconsin, 10/23/21 | - |
| Prince James Boyd Jr. | 5, vs. Tennessee, 12/30/21 | - | - | - |
| Ryan Brandt | 1, vs. Tennessee, 12/30/21 | - | - | - |
| Branson Deen | 5, at Iowa, 10/16/21 | 1.5, at Iowa, 10/16/21 | 3.0, vs. Indiana, 11/26/21 | - |
| Tee Denson | 5, vs. Texas, 12/5/20* | - | 1, 2x last, vs. Stanford, 9/4/21* | 1, vs. Nevada, 9/18/21* |
| Kieren Douglas | 14, vs. Tennessee, 12/30/21 | - | 1, 4x last, vs. Indiana, 11/26/21 | 1, at Iowa, 10/16/21 |
| Semisi Fakasiieiki | 8, at Wisconsin, 11/23/19 | 1, vs. Maryland, 10/12/19 | 1, 4x last vs. Oregon State, 9/4/21 | - |
| Jalen Graham | 12, vs. Tennessee, 12/30/21 | 1, vs. Oregon State, 9/4/21 | 2, vs. Nebraska, 11/2/19 | 2, at Nebraska, 10/30/21 |
| Zane Greene | 2, 2x last, vs. Tennessee, 12/30/21 | - | - | 1, at UConn, 9/11/21 |
| Chris Jefferson | 15, vs. Tennessee, 12/30/21 | - | 1, at UConn, 9/11/21 | 1, 14x last, at Nebraska, 10/30/21 |
| Kydran Jenkins | 6, 2x last, at Nebraska, 10/30/21 | 1, 4x last, vs. Indiana, 11/26/21 | 2.5, at Iowa, 10/16/21 | - |
| Lawrence Johnson | 6, vs. Wisconsin, 10/23/21 | 1, at Notre Dame, 9/18/21 | 2, vs. Wisconsin, 10/23/21 | - |
| Sanoussi Kane | 3, at Nebraska, 10/30/21 | - | 0.5, at Nebraska, 10/30/21 | - |
| Yanni Karlaftis | 1, at UConn, 9/11/21 | - | - | - |
| Sulaiman Kpaka | 1, at Illinois, 10/31/20 | - | - | - |
| Ben Kruef | 1, vs. Tennessee, 12/30/21 | - | - | - |
| Damarjhe Lewis | 3, vs. Illinois, 9/25/21 | - | - | - |
| Alex Maxwell | 1, vs. Iowa, 10/24/20 | - | - | - |
| Jack Sullivan | 4, 2x last vs. Rutgers, 11/28/20 | 1, 2x last, vs. Tennessee, 12/30/21 | 2, vs. Nebraska, 12/5/20 | - |
| Reese Taylor | 8, vs. Rutgers, 10/31/20* | 1, 2x last at Iowa, 9/4/21* | 2.0, at Iowa, 9/4/21* | 1, 2x last at Michigan State, 11/4/20* |
| Cory Trice | 9, at Minnesota, 11/20/20 | - | 1, 2x last at Penn State, 10/5/19 | 2, vs. Maryland, 10/12/19 |
| Jacob Wahlberg | 4, at UConn, 9/11/21 | - | - | 1, vs. Indiana, 11/26/21 |
| Clyde Washington | 2, at UConn, 9/11/21 | - | - | - |
| DJ Washington | 2, at UConn, 9/11/21 | - | - | - |



P GAME 1 NOTES • Purdue vs. Penn State
THE LAST TIME - TEAM

| Purdue | Opponent |
|---|--|
| Had 300 or more yards rushing | vs. Eastern Michigan, Sept. 8, 2018 (341) |
| Had 400 or more yards rushing | at Northwestern, Oct. 26, 2002 (407) |
| Had 50 or more rushing attempts | at Missouri, Sept. 16, 2017 (50) |
| Had two players with 100 yards rushing | vs. Eastern Michigan, Sept. 8, 2018 D.J. Knox (152) and Markell Jones (109) |
| Had a player with three straight 100-yard rushing games | Zander Horvath (2019 - vs. Indiana, 2020 - vs. Iowa, at Illinois) |
| Had 400 or more passing yards | vs. Tennessee, Dec. 30, 2021 (534) |
| Had 500 or more passing yards | vs. Tennessee, Dec. 30, 2021 (534) |
| Had 45 or more passing attempts | vs. Tennessee, Dec. 30, 2021 (47) |
| Had 30 or more passing completions | at Ohio State, Nov. 13, 2021 (40) |
| Threw four or more passing touchdowns | vs. Tennessee, Dec. 30, 2021 (5) |
| Threw three or more passing interceptions | vs. Tennessee, Dec. 30, 2021 (3) |
| Had two players with 100 yards receiving | at Northwestern, Nov. 20, 2021 (Wright - 213, Bell - 101) |
| Had three players with 100 yards receiving | vs. Missouri, Sept. 15, 2018 (Rondale Moore 137, Brycen Hopkins 136 and Isaac Zico 100) |
| Had a 200-yard passer and a 100-yard rusher | vs. Rutgers, Nov. 28, 2020 (Plummer 237 passing & Zander Horvath 101 yards rushing) |
| Had a 100-yard rusher and a 100-yard receiver | at Illinois, Oct. 31, 2020 (Horvath 102 rushing; Bell 122 & Wright 100 receiving) |
| Had 600 or more yards of total offense | vs. Tennessee, Dec. 30, 2021 (627) |
| Ran 80 or more total plays of offense | vs. Tennessee, Dec. 30, 2021 (80) |
| Scored 40 or more points | vs. Tennessee, Dec. 30, 2021 (48) |
| Scored 50 or more points | vs. Nebraska, Oct. 31, 2015 (55) |
| Scored 60 or more points | at Indiana, Nov. 22, 2008 (62) |
| Was held scoreless | vs. Ohio State, Nov. 2, 2013 (56-0) |
| Did not allow a touchdown | vs. Illinois, Sept. 25, 2021 |
| Did not commit a turnover | vs. Indiana, Nov. 27, 2021 |
| Committed five or more turnovers | Wisconsin, Oct. 23, 2021 (5) |
| Intercepted four or more passes | vs. Nebraska, Oct. 30, 2021 (4) |
| Returned an interception for a touchdown | vs. Nebraska, Oct. 30, 2021 (Jalen Graham, 46-yards) |
| Returned a fumble for a touchdown | vs. Wisconsin, Oct. 23, 2021 (George Karlaftis, 56 yards) |
| Held opponent to 50 or fewer rushing yards | vs. Nebraska, Oct. 28, 2017 (40) |
| Held opponent to 100 or fewer passing yards | vs. Wisconsin, Oct. 23, 2021 (52) |
| Held opponent to 200 or fewer yards of total offense | vs. Eastern Kentucky, Sept. 1, 2012 (190) |
| Scored a safety | vs. Rutgers, Nov. 28, 2020 (Branson Deen) |
| Recorded five or more sacks | vs. Eastern Michigan, Sept. 8, 2018 (6) |
| Stopped a two-point conversion | vs. Nebraska, Oct. 30, 2021 |
| Returned a kickoff for a touchdown | at Penn State, Nov. 16, 2013 (Raheem Mostert, 100 yards) |
| Returned a punt for a touchdown | vs. Northern Illinois, Sept. 19, 2009 (Aron Valentin, 62 yards) |
| Returned a blocked punt for a touchdown | vs. Northern Colorado, Sept. 6, 2008 (Mike Conway, 11 yards) |
| Blocked a punt | vs. Nebraska, Dec. 5, 2020 (Jackson Anthrop) |
| Blocked a field goal | at Northwestern, Nov. 20, 2021 (George Karlaftis) |
| Blocked a PAT kick | at Iowa, Nov. 21, 2015 (Jake Replogle) |
| Missed a kicking PAT | vs. Indiana, Nov. 27, 2021 (Mitchell Fineran - blocked) |
| Scored a 2-point conversion | vs. Indiana, Nov. 30, 2019 (Aidan O'Connell pass to Brycen Hopkins) |
| Did not punt | vs. Nevada, Sept. 24, 2016 |
| Recovered an onside kick (as kicking team) | vs. Minnesota, Sept. 28, 2019 |
| Had 30 or more first downs | vs. Indiana, Nov. 28, 2015 (30) |
| Had 35 or more minutes of possession time | vs. Michigan State, Nov. 6, 2021 (35:13) |
| Was involved in an overtime game | vs. Tennessee, Dec. 30, 2021 (48-45) |

THE LAST TIME - BOILERMAKER

| | | | |
|--|---|---|--|
| Rushed for 100 yards or more | Zander Horvath vs. Rutgers, Nov. 28, 2020 (101) | Had 400 or more yards total offense | Aidan O'Connell vs. Tennessee, Dec. 30, 2021 (525) |
| Rushed for 150 yards or more | Zander Horvath vs. Indiana, Nov. 30, 2019 (164) | Had 500 or more yards total offense | Aidan O'Connell vs. Tennessee, Dec. 30, 2021 (525) |
| Rushed for 200 yards or more | Markell Jones vs. Indiana, Nov. 25, 2017 (217) | Had 100 yards both passing and rushing | Brandon Kirsch at Michigan St., Nov. 16, 2002 (208 p, 125 r) |
| Rushed for 250 yards or more | Mike Alstott at Indiana, Nov. 24, 1995 (265) | Had 150 or more all-purpose yards | Broc Thompson vs. Tennessee, Dec. 30, 2021 (217) |
| Quarterback rushed for 100 or more yards | Rob Henry at Northwestern, Oct. 9, 2010 (132) | Had 200 or more all-purpose yards | Milton Wright at Northwestern, Nov. 20, 2021 (213) |
| Rushed 20 or more times | King Doerue, vs. Minnesota, Oct. 2, 2021 (21) | Had 250 or more all-purpose yards | Rondale Moore vs. Vanderbilt, Sept. 7, 2019 (279) |
| Rushed 30 or more times | Markell Jones vs. Indiana, Nov. 25, 2017 (31) | Accounted for five or more touchdowns | Aidan O'Connell vs. Tennessee, Dec. 30, 2021 (5 pass) |
| Rushed for three touchdowns | D.J. Knox vs. Ohio State, Oct. 20, 2018 (3) | Intercepted two or more passes | Jalen Graham vs. Nebraska, Oct. 30, 2021 (2) |
| Rushed for four or more touchdowns | Kory Sheets vs. Miami (Ohio), Sept. 9, 2006 (4) | Intercepted three or more passes | Anthony Brown vs. Nebraska, Oct. 31, 2015 (3) |
| Had a run of 50 yards or more | Ronadale Moore vs. Eastern Michigan, Sept. 8, 2018 (53) | Intercepted four or more passes | Paul Beery at Wisconsin, Oct. 9, 1976 (4) |
| Passed for 300 or more yards | Aidan O'Connell vs. Tennessee, Dec. 30, 2021 (534) | Recovered two or more fumbles | Ryan Russell vs. Minnesota, Oct. 8, 2011 (2) |
| Passed for 400 or more yards | Aidan O'Connell vs. Tennessee, Dec. 30, 2021 (534) | Recorded 10 or more tackles | Jaylan Alexander vs. Tennessee, Dec. 30, 2021 (19) |
| Passed for 500 or more yards | Aidan O'Connell vs. Tennessee, Dec. 30, 2021 (534) | Recorded 15 or more tackles | Jaylan Alexander vs. Tennessee, Dec. 30, 2021 (19) |
| Attempted 40 or more passes | Aidan O'Connell at Ohio State, Nov. 13, 2021 (40) | Had two or more sacks | Derrick Barnes vs. Indiana, Nov. 30, 2019 (2.5) |
| Completed 30 or more passes | Aidan O'Connell vs. Tennessee, Dec. 30, 2021 (5) | Scored 10 or more points kicking | Mitchell Fineran vs. Tennessee, Dec. 30, 2021 (16) |
| Threw five or more touchdowns | Aidan O'Connell vs. Tennessee, Dec. 30, 2021 (75) | Kicked four field goals | Mitchell Fineran vs. Tennessee, Dec. 30, 2021 (4) |
| Completed a pass of 50 yards or more | Aidan O'Connell vs. Tennessee, Dec. 30, 2021 (75) | Kicked five or more field goals | Rick Anderson vs. Michigan State, Oct. 25, 1980 (5) |
| Completed a pass of 75 yards or more | Aidan O'Connell vs. Tennessee, Dec. 30, 2021 (75) | Kicked a field goal of 50 or more yards | J.D. Dellinger vs. TCU, Sept. 14, 2019 (53) |
| Threw three or more interceptions | Aidan O'Connell vs. Tennessee, Dec. 30, 2021 (3) | Had a punt 60 or more yards | Zac Collins at Northwestern, Nov. 9, 2019 (61) |
| Caught 10 or more passes | David Bell at Northwestern, Nov. 20, 2021 (12) | Had a punt 70 or more yards | Joe Schopper at Michigan State, Oct. 27, 2018 (74) |
| Caught 15 or more passes | Rondale Moore at Minnesota, Nov. 20, 2020 (15) | Punted 10 or more times | Joe Schopper vs. Michigan, Sept. 23, 2017 (11) |
| Had 100 or more yards receiving | Broc Thompson vs. Tennessee, Dec. 30, 2021 (217) | Totalled 100 or more punt return yards | Anthony Chambers vs. Penn State, Oct. 11, 2003 (149) |
| Had 150 or more yards receiving | Broc Thompson vs. Tennessee, Dec. 30, 2021 (217) | Totalled 100 or more kickoff return yards | TJ Sheffield vs. Nebraska, Dec. 5, 2020 (116) |
| Had 200 or more yards receiving | Broc Thompson vs. Tennessee, Dec. 30, 2021 (217) | | |
| Caught three or more touchdowns | Milton Wright at Northwestern, Nov. 20, 2021 (3) | | |
| Caught a pass of 50 yards or more | Broc Thompson vs. Tennessee, Dec. 30, 2021 (75) | | |
| Caught a pass of 75 yards or more | Broc Thompson vs. Tennessee, Dec. 30, 2021 (75) | | |





WEEK 1

- PURDUE
- PENN STATE

SEPT. 1, 2022
ROSS-ADE STADIUM - WEST LAFAYETTE, IND.

WEEK 2

- PURDUE
- INDIANA STATE

SEPT. 10, 2022
ROSS-ADE STADIUM - WEST LAFAYETTE, IND.

WEEK 3

- PURDUE
- SYRACUSE

SEPT. 17, 2022
JMA WIRELESS DOME - SYRACUSE, N.Y.

INSIDE THE MATCHUP

| | |
|--|-----------------|
| Record: | 3-15-1 (.158) |
| In West Lafayette: | 2-7 |
| In State College: | 1-8-1 |
| Neutral: | 0-0 |
| Most points scored by Purdue: | 28 (1951, 2003) |
| Most points scored by Penn State: | 62 (2016) |
| Largest margin of victory by Purdue: | 28 (1951) |
| Largest margin of victory by Penn State: | 38 (2016) |

INSIDE THE MATCHUP

| | |
|---|-----------|
| Record: | 5-0 |
| In West Lafayette: | 5-0 |
| In Terre Haute: | 0-0 |
| Neutral: | 0-0 |
| Most points scored by Purdue: | 60 (2006) |
| Most points scored by Indiana State: | 35 (2006) |
| Largest margin of victory by Purdue: | 38 (1926) |
| Largest margin of victory by Indiana State: | N/A |

INSIDE THE MATCHUP

| | |
|--|-----------|
| Record: | 1-0 |
| In West Lafayette: | 1-0 |
| In Syracuse: | 0-0 |
| Neutral: | 0-0 |
| Most points scored by Purdue: | 51 (2004) |
| Most points scored by Syracuse: | 0 (2004) |
| Largest margin of victory by Purdue: | 51 (2004) |
| Largest margin of victory by Syracuse: | N/A |

LAST 10 MEETINGS

| Date | Pur/Opp Rank | Result | Purdue | Opp | Location |
|------------|--------------|--------|--------|-----|----------|
| 10/9/2004 | 9/ | W | 20 | 13 | A |
| 10/29/2005 | /11 | L | 15 | 33 | A |
| 10/28/2006 | - | L | 0 | 12 | H |
| 11/3/2007 | - | L | 19 | 26 | A |
| 10/4/2008 | /6 | L | 6 | 20 | H |
| 10/15/2011 | - | L | 18 | 23 | A |
| 11/3/2012 | - | L | 9 | 34 | H |
| 11/16/2013 | - | L | 21 | 45 | A |
| 10/29/2016 | /24 | L | 24 | 62 | H |
| 10/15/2019 | /12 | L | 7 | 35 | A |

LAST 5 MEETINGS

| Date | Pur/Opp Rank | Result | Purdue | Opp | Location |
|------------|--------------|--------|--------|-----|----------|
| 10/30/1926 | - | W | 38 | 0 | H |
| 9/22/1990 | - | W | 41 | 13 | H |
| 9/2/2006 | - | W | 60 | 35 | H |
| 9/7/2013 | - | W | 20 | 14 | H |
| 9/12/2015 | - | W | 38 | 14 | H |

LAST MEETING

| Date | Pur/Opp Rank | Result | Purdue | Opp | Location |
|----------|--------------|--------|--------|-----|----------|
| 9/5/2004 | 25/ | W | 51 | 0 | H |

TOP 100-YARD RUSHING GAMES VS. PENN STATE

149 Mike Alstott (24) vs. Penn State, 10/14/1995
149 Brandon Jones (29) vs. Penn State, 10/11/2003
133 Edwin Watson (19) vs. Penn State, 11/15/1997

TOP 100-YARD RECEIVING GAMES VS. INDIANA STATE

154 Dorien Bryant vs. Indiana State, 9/2/2006 (6)

TOP 100-YARD RUSHING GAMES VS. PENN STATE

No 100-yard rushers

TOP 300-YARD PASSING GAMES VS. PENN STATE

No 300-yard passers.

TOP 100-YARD RECEIVING GAMES VS. PENN STATE

121 Taylor Stubblefield vs. Syracuse, 9/5/2004 (5)

TOP 300-YARD PASSING GAMES VS. PENN STATE

379 Drew Brees (31-48) vs. Penn State, 10/23/1999
361 Drew Brees (39-58) at Penn State, 10/17/1998
347 Billy Dicken (33-60) vs. Penn State, 11/15/1997

TOP 100-YARD RECEIVING GAMES VS. PENN STATE

152 Vinny Sutherland vs. Penn State, 10/23/1999 (10)
126 Brian Alford at Penn State, 10/12/1996 (9)
106 Isaac Jones vs. Penn State, 11/15/1997 (10)

WEEK 1 STATS

| | | | | | |
|------------|---|---|---|---|---|
| Purdue | - | - | - | - | - |
| Penn State | - | - | - | - | - |

Scoring Summary

| |
|--|
| |
| |
| |

WEEK 2 STATS

| | | | | | |
|---------------|---|---|---|---|---|
| Purdue | - | - | - | - | - |
| Indiana State | - | - | - | - | - |

Scoring Summary

| |
|--|
| |
| |
| |

WEEK 3 STATS

| | | | | | |
|----------|---|---|---|---|---|
| Purdue | - | - | - | - | - |
| Syracuse | - | - | - | - | - |

Scoring Summary

| |
|--|
| |
| |
| |

| Team Statistics | PUR | PSU |
|-----------------------------------|-----|-----|
| First Downs | - | - |
| Rushing | - | - |
| Passing | - | - |
| Passing Yds | - | - |
| Total Offense | - | - |
| Rushing (Att-Yds-TD) | | |
| PUR | - | - |
| PSU | - | - |
| Passing (Cmp-Att-Yds-I-TD) | | |
| PUR | - | - |
| PSU | - | - |
| Receiving (Rec-Yds-TD) | | |
| PUR | - | - |
| PSU | - | - |

| Team Statistics | PUR | ISU |
|-----------------------------------|-----|-----|
| First Downs | - | - |
| Rushing | - | - |
| Passing | - | - |
| Passing Yds | - | - |
| Total Offense | - | - |
| Rushing (Att-Yds-TD) | | |
| PUR | - | - |
| ISU | - | - |
| Passing (Cmp-Att-Yds-I-TD) | | |
| PUR | - | - |
| ISU | - | - |
| Receiving (Rec-Yds-TD) | | |
| PUR | - | - |
| ISU | - | - |

| Team Statistics | PUR | SYR |
|-----------------------------------|-----|-----|
| First Downs | - | - |
| Rushing | - | - |
| Passing | - | - |
| Passing Yds | - | - |
| Total Offense | - | - |
| Rushing (Att-Yds-TD) | | |
| PUR | - | - |
| SYR | - | - |
| Passing (Cmp-Att-Yds-I-TD) | | |
| PUR | - | - |
| SYR | - | - |
| Receiving (Rec-Yds-TD) | | |
| PUR | - | - |
| SYR | - | - |



GAME 1 NOTES • Purdue vs. Penn State

WEEK 4

- PURDUE
- FAU

SEPT. 24, 2022
ROSS-ADE STADIUM • WEST LAFAYETTE, IND.

INSIDE THE MATCHUP

| | |
|--------------------------------------|-----|
| Record: | 0-0 |
| In West Lafayette: | 0-0 |
| In Boca Raton: | 0-0 |
| Neutral: | 0-0 |
| Most points scored by Purdue: | N/A |
| Most points scored by FAU: | N/A |
| Largest margin of victory by Purdue: | N/A |
| Largest margin of victory by FAU: | N/A |

WEEK 5

- PURDUE
- MINNESOTA

OCT. 1, 2022
HUNTINGTON BANK STADIUM • MINNEAPOLIS, MINN.

INSIDE THE MATCHUP

| | |
|---|-----------|
| Record: | 33-41-3 |
| In West Lafayette: | 21-8 |
| In Minneapolis: | 12-33-3 |
| Neutral: | 0-0 |
| Most points scored by Purdue: | 59 (1997) |
| Most points scored by Minnesota: | 59 (1993) |
| Largest margin of victory by Purdue: | 35 (1965) |
| Largest margin of victory by Minnesota: | 33 (1936) |

LAST 10 MEETINGS

| Date | Pur/Opp Rank | Result | Purdue | Opp | Location |
|------------|--------------|--------|--------|-----|----------|
| 10/8/2011 | - | W | 45 | 17 | H |
| 11/27/2012 | - | L | 28 | 44 | A |
| 10/18/2014 | - | L | 38 | 39 | A |
| 11/10/2015 | - | L | 13 | 41 | H |
| 11/5/2016 | - | L | 31 | 44 | A |
| 10/7/2017 | - | W | 31 | 17 | H |
| 11/10/2018 | - | L | 10 | 41 | A |
| 9/28/2019 | - | L | 31 | 38 | H |
| 11/20/2020 | - | L | 31 | 34 | A |
| 10/2/2021 | - | L | 13 | 20 | A |

TOP 100-YARD RUSHING GAMES VS. MINNESOTA

183 Mike Alstott (25) vs. Minnesota, 10/8/1994
171 Mike Alstott (21) at Minnesota, 10/9/1993
160 Harry Szulborski (15) at Minnesota, 11/6/1948

TOP 300-YARD PASSING GAMES VS. MINNESOTA

522 Drew Brees (31-36) vs. Minnesota, 10/3/1998
409 Drew Brees (33-49) vs. Minnesota, 9/23/2000
391 David Blough (29-48) at Minnesota, 11/5/2016

TOP 100-YARD RECEIVING GAMES VS. MINNESOTA

215 Brian Alford at Minnesota, 10/11/1997 (4)
172 Brian Alford at Minnesota, 10/7/1995 (6)
166 Burt Thornton vs. Minnesota, 10/8/1994 (9)

WEEK 6

- PURDUE
- MARYLAND

OCT. 8, 2022
MARYLAND STADIUM • COLLEGE PARK, Md.

INSIDE THE MATCHUP

| | |
|--|-----------|
| Record: | 1-2 |
| In West Lafayette: | 1-0 |
| In College Park: | 0-1 |
| Neutral: | 0-1 |
| Most points scored by Purdue: | 40 (2019) |
| Most points scored by Maryland: | 50 (2016) |
| Largest margin of victory by Purdue: | 26 (2019) |
| Largest margin of victory by Maryland: | 43 (2016) |

LAST 3 MEETINGS

| Date | Pur/Opp Rank | Result | Purdue | Opp | Location |
|------------|--------------|--------|--------|-----|----------|
| 12/29/2006 | - | L | 7 | 24 | (1) |
| 10/1/2016 | - | L | 7 | 50 | A |
| 10/12/2019 | - | W | 40 | 14 | H |

(1) denotes Champs Sports Bowl, Orlando, Fla.

TOP 100-YARD RUSHING GAMES VS. MARYLAND

No 100-yard rushers.

TOP 300-YARD PASSING GAMES VS. MARYLAND

420 Jack Plummer (33-41) vs. Maryland, 10/12/2019

TOP 100-YARD RECEIVING GAMES VS. MARYLAND

140 Brycen Hopkins vs. Maryland 10/12/2019 (10)
138 David Bell vs. Maryland, 10/12/2019 (9)
101 Dorian Bryant vs. Maryland, 12/29/2006 (8)

WEEK 4 STATS

| | | | | | |
|--------|---|---|---|---|---|
| Purdue | - | - | - | - | - |
| FAU | - | - | - | - | - |

Scoring Summary

| |
|--|
| |
| |
| |

WEEK 5 STATS

| | | | | | |
|-----------|---|---|---|---|---|
| Purdue | - | - | - | - | - |
| Minnesota | - | - | - | - | - |

Scoring Summary

| |
|--|
| |
| |
| |

WEEK 6 STATS

| | | | | | |
|----------|---|---|---|---|---|
| Purdue | - | - | - | - | - |
| Maryland | - | - | - | - | - |

Scoring Summary

| |
|--|
| |
| |
| |

| Team Statistics | PUR | FAU |
|----------------------------|-----|-----|
| First Downs | - | - |
| Rushing | - | - |
| Passing | - | - |
| Passing Yds | - | - |
| Total Offense | - | - |
| Rushing (Att-Yds-TD) | - | - |
| PUR | - | - |
| FAU | - | - |
| Passing (Cmp-Att-Yds-I-TD) | - | - |
| PUR | - | - |
| FAU | - | - |
| Receiving (Rec-Yds-TD) | - | - |
| PUR | - | - |
| FAU | - | - |

| Team Statistics | PUR | MINN |
|----------------------------|-----|------|
| First Downs | - | - |
| Rushing | - | - |
| Passing | - | - |
| Passing Yds | - | - |
| Total Offense | - | - |
| Rushing (Att-Yds-TD) | - | - |
| PUR | - | - |
| MINN | - | - |
| Passing (Cmp-Att-Yds-I-TD) | - | - |
| PUR | - | - |
| MINN | - | - |
| Receiving (Rec-Yds-TD) | - | - |
| PUR | - | - |
| MINN | - | - |

| Team Statistics | PUR | UM |
|----------------------------|-----|----|
| First Downs | - | - |
| Rushing | - | - |
| Passing | - | - |
| Passing Yds | - | - |
| Total Offense | - | - |
| Rushing (Att-Yds-TD) | - | - |
| PUR | - | - |
| UM | - | - |
| Passing (Cmp-Att-Yds-I-TD) | - | - |
| PUR | - | - |
| UM | - | - |
| Receiving (Rec-Yds-TD) | - | - |
| PUR | - | - |
| UM | - | - |





WEEK 7
- PURDUE
- NEBRASKA
 OCT. 15, 2022
 ROSS-ADE STADIUM - WEST LAFAYETTE, IND.

WEEK 8
- PURDUE
- WISCONSIN
 OCT. 22, 2022
 CAMP RANDALL STADIUM - MADISON, WISC.

WEEK 9
- PURDUE
- IOWA
 NOV. 5, 2022
 JMA WIRELESS DOME - SYRACUSE, N.Y.

INSIDE THE MATCHUP

| | |
|---------------------------------------|-----------|
| Record: | 5-5 |
| In West Lafayette: | 3-3 |
| In Lincoln: | 2-2 |
| Neutral: | 0-0 |
| Most points scored by Purdue: | 55 (2015) |
| Most points scored by Lincoln: | 45 (2015) |
| Largest margin of victory by Purdue: | 28 (1958) |
| Largest margin of victory by Lincoln: | 34 (2013) |

INSIDE THE MATCHUP

| | |
|---|-----------|
| Record: | 29-51-8 |
| In West Lafayette: | 16-23-3 |
| In Madison: | 13-28-5 |
| Neutral: | 0-0 |
| Most points scored by Purdue: | 49 (1987) |
| Most points scored by Wisconsin: | 62 (2011) |
| Largest margin of victory by Purdue: | 38 (1944) |
| Largest margin of victory by Wisconsin: | 45 (2011) |

INSIDE THE MATCHUP

| | |
|--------------------------------------|-----------|
| Record: | 50-39-3 |
| In West Lafayette: | 29-17-1 |
| In Iowa City: | 21-22-2 |
| Neutral: | 0-0 |
| Most points scored by Purdue: | 58 (1980) |
| Most points scored by Iowa: | 56 (1922) |
| Largest margin of victory by Purdue: | 45 (1980) |
| Largest margin of victory by Iowa: | 56 (1922) |

LAST 10 MEETINGS

| Date | Pur/Opp Rank | Result | Purdue | Opp | Location |
|------------|--------------|--------|--------|-----|----------|
| 9/27/1958 | - | W | 28 | 0 | H |
| 10/12/2013 | - | L | 7 | 44 | H |
| 11/1/2014 | /17(13) | L | 14 | 35 | A |
| 10/31/2015 | - | W | 55 | 45 | H |
| 10/22/2016 | /8 | L | 14 | 27 | A |
| 10/28/2017 | - | L | 24 | 25 | H |
| 9/29/2018 | - | W | 42 | 28 | A |
| 11/2/2019 | - | W | 31 | 27 | H |
| 12/5/2020 | - | L | 27 | 37 | H |
| 10/30/2021 | - | W | 28 | 23 | A |

LAST 10 MEETINGS

| Date | Pur/Opp Rank | Result | Purdue | Opp | Location |
|------------|--------------|--------|--------|-----|----------|
| 11/5/2011 | /19 | L | 17 | 62 | A |
| 10/13/2012 | / | L | 14 | 38 | H |
| 9/21/2013 | /24 | L | 10 | 41 | A |
| 11/8/2014 | /25(20) | L | 16 | 34 | H |
| 10/17/2015 | / | L | 7 | 24 | A |
| 11/19/2016 | /6(7) | L | 20 | 49 | H |
| 10/14/2017 | /7 | L | 9 | 17 | A |
| 11/17/2018 | | L-OT | 44 | 47 | H |
| 11/23/2019 | /14(12) | L | 24 | 45 | A |
| 10/23/2021 | 25/ | L | 13 | 30 | H |

LAST 10 MEETINGS

| Date | Pur/Opp Rank | Result | Purdue | Opp | Location |
|------------|--------------|--------|--------|-----|----------|
| 11/10/2012 | - | W | 27 | 24 | A |
| 11/9/2013 | - | L | 14 | 38 | H |
| 9/27/2014 | - | L | 10 | 24 | H |
| 11/21/2015 | /6(5) | L | 20 | 40 | A |
| 10/15/2016 | - | L | 25 | 49 | H |
| 11/18/2017 | - | W | 24 | 15 | A |
| 11/3/2018 | /19(16) | W | 38 | 36 | H |
| 10/19/2019 | /23 | L | 20 | 26 | A |
| 10/24/2020 | - | W | 24 | 20 | H |
| 10/16/2021 | /2 | W | 24 | 7 | A |

TOP 100-YARD RUSHING GAMES VS. NEBRASKA

No 100-yard rusher.

TOP 300-YARD PASSING GAMES VS. NEBRASKA

334 Jack Plummer (33-47) vs. Nebraska, 12/5/2020
 328 David Blough (25-42) at Nebraska, 9/29/2018
 309 David Blough (25-43) at Nebraska, 10/22/2016

TOP 100-YARD RECEIVING GAMES VS. NEBRASKA

146 DeAngelo Yancey vs. Nebraska, 10/12/2013 (5)
 132 David Bell vs. Nebraska, 12/5/2020 (10)
 117 DeAngelo Yancey vs. Nebraska, 10/31/2015 (5)

TOP 100-YARD RUSHING GAMES VS. WISCONSIN

204 Mike Alstott (36) vs. Wisconsin, 11/4/1995
 194 Edwin Watson (21) vs. Wisconsin, 11/4/1995
 180 Mel Gray (26) vs. Wisconsin, 10/2/1982

TOP 300-YARD PASSING GAMES VS. WISCONSIN

494 Drew Brees (55-83) at Wisconsin, 10/10/1998
 411 Kyle Orton (38-55) at Wisconsin, 10/18/2003
 386 David Blough (31-48) vs. Wisconsin, 11/17/2018

TOP 100-YARD RECEIVING GAMES VS. WISCONSIN

200 Bart Burrell at Wisconsin, 9/13/1980 (13)
 184 John Standeford at Wisconsin, 10/18/2003 (14)
 180 Larry Burton vs. Wisconsin, 9/14/1974

TOP 100-YARD RUSHING GAMES VS. IOWA

185 Leroy Keyes (26) vs. Iowa, 10/26/1968
 179 Mike Pruitt (10) vs. Iowa, 11/2/1974
 164 Otis Armstrong (25) at Iowa, 10/17/1970

TOP 300-YARD PASSING GAMES VS. IOWA

458 David Blough (30-59) vs. Iowa, 10/15/2016
 439 Mark Herrmann (26-34) vs. Iowa, 11/8/1980
 375 Aidan O'Connell (30-40) at Iowa, 10/16/2021

TOP 100-YARD RECEIVING GAMES VS. IOWA

240 David Bell at Iowa, 10/16/2021 (11)
 197 David Bell at Iowa, 10/19/2019 (13)
 180 Steve Bryant vs. Iowa, 11/8/1980 (8)

WEEK 7 STATS

| | | | | | |
|----------|---|---|---|---|---|
| Purdue | - | - | - | - | - |
| Nebraska | - | - | - | - | - |

Scoring Summary

| | | | | | |
|--|--|--|--|--|--|
| | | | | | |
| | | | | | |
| | | | | | |

WEEK 8 STATS

| | | | | | |
|-----------|---|---|---|---|---|
| Purdue | - | - | - | - | - |
| Wisconsin | - | - | - | - | - |

Scoring Summary

| | | | | | |
|--|--|--|--|--|--|
| | | | | | |
| | | | | | |
| | | | | | |

WEEK 9 STATS

| | | | | | |
|--------|---|---|---|---|---|
| Purdue | - | - | - | - | - |
| Iowa | - | - | - | - | - |

Scoring Summary

| | | | | | |
|--|--|--|--|--|--|
| | | | | | |
| | | | | | |
| | | | | | |

| Team Statistics | PUR | UNL |
|-----------------------------------|-----|-----|
| First Downs | - | - |
| Rushing | - | - |
| Passing | - | - |
| Passing Yds | - | - |
| Total Offense | - | - |
| Rushing (Att-Yds-TD) | | |
| PUR | - | - |
| UNL | - | - |
| Passing (Cmp-Att-Yds-I-TD) | | |
| PUR | - | - |
| UNL | - | - |
| Receiving (Rec-Yds-TD) | | |
| PUR | - | - |
| UNL | - | - |

| Team Statistics | PUR | UW |
|-----------------------------------|-----|----|
| First Downs | - | - |
| Rushing | - | - |
| Passing | - | - |
| Passing Yds | - | - |
| Total Offense | - | - |
| Rushing (Att-Yds-TD) | | |
| PUR | - | - |
| UW | - | - |
| Passing (Cmp-Att-Yds-I-TD) | | |
| PUR | - | - |
| UW | - | - |
| Receiving (Rec-Yds-TD) | | |
| PUR | - | - |
| UW | - | - |

| Team Statistics | PUR | IOWA |
|-----------------------------------|-----|------|
| First Downs | - | - |
| Rushing | - | - |
| Passing | - | - |
| Passing Yds | - | - |
| Total Offense | - | - |
| Rushing (Att-Yds-TD) | | |
| PUR | - | - |
| IOWA | - | - |
| Passing (Cmp-Att-Yds-I-TD) | | |
| PUR | - | - |
| IOWA | - | - |
| Receiving (Rec-Yds-TD) | | |
| PUR | - | - |
| IOWA | - | - |



GAME 1 NOTES • Purdue vs. Penn State

WEEK 10

- PURDUE
- ILLINOIS

NOV. 12, 2022
MEMORIAL STADIUM - CHAMPAIGN, ILL.

INSIDE THE MATCHUP

| | |
|--|-----------|
| Record: | 46-45-6 |
| In West Lafayette: | 22-23-4 |
| In Champaign: | 24-22-2 |
| Neutral: | 0-0 |
| Most points scored by Purdue: | 62 (1890) |
| Most points scored by Illinois: | 48 (2015) |
| Largest margin of victory by Purdue: | 28 (1951) |
| Largest margin of victory by Illinois: | 38 (2016) |

LAST 10 MEETINGS

| Date | Pur/Opp Rank | Result | Purdue | Opp | Location |
|------------|--------------|--------|--------|-----|----------|
| 11/17/2012 | - | W | 20 | 17 | A |
| 11/23/2013 | - | L | 16 | 20 | H |
| 10/4/2014 | - | W | 38 | 27 | A |
| 11/7/2015 | - | L | 14 | 48 | H |
| 10/8/2016 | - | W-OT | 34 | 31 | A |
| 11/4/2017 | - | W | 29 | 10 | H |
| 10/13/2018 | - | W | 46 | 7 | A |
| 10/26/2019 | - | L | 6 | 24 | H |
| 10/31/2020 | - | W | 31 | 24 | A |
| 9/25/2021 | - | W | 13 | 9 | H |

TOP 100-YARD RUSHING GAMES VS. ILLINOIS

225 Leroy Keyes (21) at Illinois, 11/4/1967
207 Tony Buttkovich (12) vs. Illinois, 10/2/1943
177 Kendall Matthews (16) at Illinois, 10/25/1997

TOP 300-YARD PASSING GAMES VS. ILLINOIS

464 Jim Everett (27-47) vs. Illinois, 10/12/1985
388 Scott Campbell (30-43) vs. Illinois, 10/22/1983
377 David Blough (25-36) at Illinois, 10/13/2018

TOP 100-YARD RECEIVING GAMES VS. ILLINOIS

186 Bart Burrell at Illinois, 10/18/1980 (10)
161 John Standeford at Illinois, 10/12/2002 (11)
158 Rodney Carter vs. Illinois, 10/12/1985 (11)

WEEK 10 STATS

| | | | | | |
|----------|---|---|---|---|---|
| Purdue | - | - | - | - | - |
| Illinois | - | - | - | - | - |

Scoring Summary

| |
|--|
| |
| |
| |
| |

| Team Statistics | PUR | ILL |
|-----------------------------------|-----|-----|
| First Downs | - | - |
| Rushing | - | - |
| Passing | - | - |
| Passing Yds | - | - |
| Total Offense | - | - |
| Rushing (Att-Yds-TD) | | |
| PUR | - | - |
| ILL | - | - |
| Passing (Cmp-Att-Yds-I-TD) | | |
| PUR | - | - |
| ILL | - | - |
| Receiving (Rec-Yds-TD) | | |
| PUR | - | - |
| ILL | - | - |

WEEK 11

- PURDUE
- NORTHWESTERN

NOV. 19, 2022
ROSS-ADE STADIUM - WEST LAFAYETTE, IND.

INSIDE THE MATCHUP

| | |
|--|-----------|
| Record: | 52-33-1 |
| In West Lafayette: | 22-14 |
| In Evanston: | 28-19-1 |
| Neutral: | 2-0 |
| Most points scored by Purdue: | 56 (1998) |
| Most points scored by Northwestern: | 48 (2008) |
| Largest margin of victory by Purdue: | 42 (1984) |
| Largest margin of victory by Northwestern: | 32 (1916) |

LAST 10 MEETINGS

| Date | Pur/Opp Rank | Result | Purdue | Opp | Location |
|------------|--------------|--------|--------|-----|----------|
| 10/3/2009 | - | L | 21 | 27 | H |
| 10/9/2010 | - | W | 20 | 17 | A |
| 11/22/2014 | - | L | 14 | 38 | H |
| 11/14/2015 | /24(20) | L | 14 | 21 | A |
| 11/12/2016 | - | L | 17 | 45 | H |
| 11/11/2017 | /(25) | L | 13 | 23 | A |
| 8/30/2018 | - | L | 27 | 31 | H |
| 11/9/2019 | - | W | 24 | 22 | A |
| 11/14/2020 | /23 | L | 20 | 27 | H |
| 11/20/2021 | - | W | 32 | 14 | 2 |

(2) denotes Wrigley Field, Chicago, Ill.

TOP 100-YARD RUSHING GAMES VS. NORTHWESTERN

233 Otis Armstrong (32) vs. Northwestern, 10/21/1972
193 Mel Gray (25) vs. Northwestern, 10/16/1982
190 Jimmy Smith (29) at Northwestern, 11/1/1980

TOP 300-YARD PASSING GAMES VS. NORTHWESTERN

431 Curtis Painter (35-49) at Northwestern, 10/14/2006
423 Aidan O'Connell (29-39) vs. Northwestern, 11/20/2021
405 Drew Brees (32-50) vs. Northwestern, 9/25/1999

TOP 100-YARD RECEIVING GAMES VS. NORTHWESTERN

186 Brian Alford at Northwestern, 11/16/1996 (7)
184 Leroy Keyes vs. Northwestern, 10/7/1967 (6)
153 Dorian Bryant vs. Northwestern, 10/15/2005 (16)

WEEK 11 STATS

| | | | | | |
|--------------|---|---|---|---|---|
| Purdue | - | - | - | - | - |
| Northwestern | - | - | - | - | - |

Scoring Summary

| |
|--|
| |
| |
| |
| |

| Team Statistics | PUR | NU |
|-----------------------------------|-----|----|
| First Downs | - | - |
| Rushing | - | - |
| Passing | - | - |
| Passing Yds | - | - |
| Total Offense | - | - |
| Rushing (Att-Yds-TD) | | |
| PUR | - | - |
| NU | - | - |
| Passing (Cmp-Att-Yds-I-TD) | | |
| PUR | - | - |
| NU | - | - |
| Receiving (Rec-Yds-TD) | | |
| PUR | - | - |
| NU | - | - |

WEEK 12

- PURDUE
- INDIANA

NOV. 26, 2022
MEMORIAL STADIUM - BLOOMINGTON, IND.

INSIDE THE MATCHUP

| | |
|--|-----------|
| Record: | 75-42-6 |
| In West Lafayette: | 39-23-4 |
| In State College: | 35-19-2 |
| Neutral: | 1-0 |
| Most points scored by Purdue: | 68 (1892) |
| Most points scored by Penn State: | 56 (2013) |
| Largest margin of victory by Purdue: | 68 (1892) |
| Largest margin of victory by Penn State: | 45 (1988) |

LAST 10 MEETINGS

| Date | Pur/Opp Rank | Result | Purdue | Opp | Location |
|------------|--------------|--------|--------|-----|----------|
| 11/26/2011 | - | W | 33 | 25 | A |
| 11/24/2012 | - | W | 56 | 35 | H |
| 11/30/2013 | - | L | 36 | 56 | A |
| 11/29/2014 | - | L | 16 | 23 | A |
| 11/28/2015 | - | L | 36 | 54 | H |
| 11/26/2016 | - | L | 24 | 26 | A |
| 11/25/2017 | - | W | 31 | 24 | H |
| 11/24/2018 | - | W | 28 | 21 | A |
| 11/30/2019 | - | L-OT | 41 | 44 | H |
| 11/27/2021 | - | W | 44 | 7 | H |

TOP 100-YARD RUSHING GAMES VS. INDIANA

276 Otis Armstrong (32) vs. Indiana, 11/25/1972 (*Purdue record*)
264 Mike Alstott (25) vs. Indiana, 11/24/1995
217 Markell Jones (31) vs. Indiana, 11/25/2017

TOP 300-YARD PASSING GAMES VS. INDIANA

522 Kyle Orton (33-54) vs. Indiana, 11/20/2004
485 Danny Etling (33-49) at Indiana, 11/30/2013
448 Curtis Painter (38-54) vs. Indiana, 11/22/2008

TOP 100-YARD RECEIVING GAMES VS. INDIANA

209 Kyle Ingraham vs. Indiana, 11/20/2004 (11)
162 Brian Alford vs. Indiana, 11/23/1996 (5)
159 Cliff Benson vs. Indiana, 11/20/1982 (8)

WEEK 12 STATS

| | | | | | |
|---------|---|---|---|---|---|
| Purdue | - | - | - | - | - |
| Indiana | - | - | - | - | - |

Scoring Summary

| |
|--|
| |
| |
| |
| |

| Team Statistics | PUR | IU |
|-----------------------------------|-----|----|
| First Downs | - | - |
| Rushing | - | - |
| Passing | - | - |
| Passing Yds | - | - |
| Total Offense | - | - |
| Rushing (Att-Yds-TD) | | |
| PUR | - | - |
| IU | - | - |
| Passing (Cmp-Att-Yds-I-TD) | | |
| PUR | - | - |
| IU | - | - |
| Receiving (Rec-Yds-TD) | | |
| PUR | - | - |
| IU | - | - |





BRYCE HAMPTON **0**
Cornerback • 5-11 • 205 • R-Sr.
 Las Vegas, Nev. • American Studies
 Adams State - Centennial

- Transferred to Purdue ahead of the 2022 season
- Started career at Mesa CC in 2017, took 2018 off when school closed, played at Snow CC in 2019 and Adams State in 2021.

| | GP | SOLO | AST | TOT | TFL | SACKS | INT | PD | FF | FR | BLK |
|-------|----|------|-----|-----|-------|-------|-----|----|----|----|-----|
| 2021* | 11 | 36 | 15 | 51 | 1.0-3 | 1.0-3 | 7 | 9 | 1 | 0 | 0 |
| 2022 | | | | | | | | | | | |
| Total | 11 | 36 | 15 | 51 | 1.0-3 | 1.0-3 | 7 | 9 | 1 | 0 | 0 |




REESE TAYLOR **1**
Defensive Back • 5-11 • 195 • 5th
 Indianapolis, Ind. • Sociology
 Indiana • Ben Davis

- Transitioned to defensive back at Indiana, All-Big Ten Third Team (Phil Steele) and honorable mention (coaches/media) returner in 2020
- 2017 Indiana Mr. Football
- Quarterbacked Ben Davis to an Indiana 6A title as a senior
- No. 5 prospect in Indiana by ESPN, two-time first team all-state pick
- Played quarterback with Broc Thompson, Tyrone Tracy and David Bell in Indiana Elementary Football Association

| | GP | SOLO | AST | TOT | TFL | SACKS | INT | PD | FF | FR | BLK |
|-------|----|------|-----|-----|--------|--------|-----|----|----|----|-----|
| 2018* | 12 | 7 | 0 | 7 | 0-0 | 0-0 | 0 | 0 | 0 | 0 | 0 |
| 2019* | 11 | 13 | 0 | 13 | 1-1 | 0-0 | 1 | 3 | 0 | 0 | 0 |
| 2020* | 8 | 25 | 4 | 29 | 4-24 | 1-13 | 1 | 8 | 1 | 0 | 0 |
| 2021* | 9 | 20 | 5 | 25 | 3-9 | 1-6 | 0 | 2 | 0 | 0 | 0 |
| 2022 | | | | | | | | | | | |
| Total | 40 | 65 | 9 | 74 | 8.0-34 | 2.0-19 | 2 | 13 | 1 | 0 | 0 |

| | KR | YDS | TD | Long | AVG/R | AVG/G |
|-------|----|-----|----|------|-------|-------|
| 2018 | 3 | 66 | 0 | 28 | 22.0 | 5.5 |
| 2019 | 0 | 0 | 0 | 0 | 0.0 | 0.0 |
| 2020 | 1 | 21 | 0 | 21 | 21.0 | 2.6 |
| 2021 | 0 | 0 | 0 | 0 | 0.0 | 0.0 |
| 2022 | | | | | | |
| Total | 4 | 87 | 0 | 28 | 21.8 | 2.2 |



ABDUR-RAHMAAN YASEEN **2**
Wide Receiver • 6-2 • 195 • R-So.
 Southfield, Mich. • General Management
 Walled Lake

- Missed final eight games in 2021 with knee injury
- Sparked Purdue to win with three catches for 77 yards vs. Illinois in 2021
- Four-star and No. 52-rated wide receiver in 2020 by Rivals
- 2019 AP Michigan Division 1-2 Player of the Year

| | GP | REC | YDS | TD | Long | REC/G | AVG/C | AVG/G |
|-------|----|-----|-----|----|------|-------|-------|-------|
| 2020 | 1 | 0 | 0 | 0 | 0 | 0.0 | 0.0 | 0.0 |
| 2021 | 3 | 5 | 93 | 0 | 43 | 1.7 | 18.6 | 31.0 |
| 2022 | | | | | | | | |
| Total | 4 | 5 | 93 | 0 | 43 | 1.3 | 18.6 | 23.3 |



TYRONE TRACY **3**
Wide Receiver • 6-1 • 210 • R-Sr.
 Indianapolis, Ind. •
 Iowa • Decatur Central

- Spent four seasons at Iowa, joined Purdue before spring camp
- Caught 66 passes for 871 yards and five touchdowns at Iowa
- 2017 Indiana Gatorade Player of the Year, three-time first team all-state
- Played youth football with Reese Taylor (QB), Broc Thompson and David Bell in Indianapolis

| | GP | REC | YDS | TD | Long | REC/G | AVG/C | AVG/G |
|-------|----|-----|-----|----|------|-------|-------|-------|
| 2018 | 4 | 1 | 22 | 0 | 22 | 0.3 | 22 | 5.5 |
| 2019 | 13 | 36 | 589 | 3 | 75 | 2.8 | 16.4 | 45.3 |
| 2020 | 8 | 14 | 154 | 1 | 24 | 1.8 | 11 | 19.3 |
| 2021 | 13 | 15 | 106 | 1 | 14 | 1.2 | 7.1 | 8.2 |
| 2022 | | | | | | | | |
| Total | 38 | 66 | 871 | 5 | 75 | 1.7 | 13.2 | 22.9 |



DEION BURKS **4**
Wide Receiver • 5-11 • 185 • R-Fr.
 Belleville, Mich. • Selling & Sales
 Belleville

- Made one catch as a freshman
- Three-star recruit by Rivals and 247Sports
- First team all-state as a senior, also ran track in high school

| | GP | REC | YDS | TD | Long | REC/G | AVG/C | AVG/G |
|-------|----|-----|-----|----|------|-------|-------|-------|
| 2021 | 4 | 1 | 26 | 0 | 26 | 0.3 | 26.0 | 6.5 |
| 2022 | | | | | | | | |
| Total | 4 | 1 | 26 | 0 | 26 | 0.3 | 26.0 | 6.5 |



ELIJAH CANION **5**
Wide Receiver • 6-4 • 220 • Jr.
 Hollywood, Fla. • Finance
 Auburn • Chaminade-Madonna

- Transferred to Purdue after seven catches in six games at Auburn
- Had three catches for 80 yards and a touchdown for Auburn in the 2021 Outback Bowl against Northwestern in collegiate debut
- Won three consecutive 3A Florida state championships
- Top 75 prospect in Florida and top 80 receiver in the nation

| | GP | REC | YDS | TD | Long | REC/G | AVG/C | AVG/G |
|-------|----|-----|-----|----|------|-------|-------|-------|
| 2020* | 2 | 3 | 80 | 1 | 57 | 1.5 | 26.7 | 40.0 |
| 2021* | 4 | 4 | 46 | 0 | 17 | 1.0 | 11.5 | 11.5 |
| 2022 | | | | | | | | |
| Total | 6 | 7 | 126 | 1 | 57 | 1.2 | 18.0 | 21.0 |



NIC CARAWAY **5**
Wide Receiver • 5-11 • 185 • Fr.
 Bryan, Texas • Selling & Sales
 Bryan

- Played in the 2022 Adidas All-American Bowl
- Four-star recruit and No. 22 defensive lineman by 247Sports


| | GP | REC | YDS | TD | Long | REC/G | AVG/C | AVG/G |
|------|----|-----|-----|----|------|-------|-------|-------|
| 2020 | 1 | 0 | 0 | 0 | 0 | 0.0 | 0.0 | 0.0 |



JALEN GRAHAM **6**
Linebacker/Safety • 6-3 • 220 • Sr.
 Detroit, Mich. • Selling & Sales
 Cass Tech

- Represented Purdue at Big Ten Media Days
- 2021 All-Big Ten honorable mention by coaches and media
- Picked off a pair of passes, returning one for a score against Nebraska in 2021, earning Big Ten Defensive Player of the Week honors
- Tied Jordan Mosely from Maryland for most pass breakups by an linebacker in the Big Ten last year with seven
- Converted to linebacker after playing quarterback in high school
- Three-star recruit, and first team all-state as a senior

| | GP | SOLO | AST | TOT | TFL | SACKS | INT | PD | FF | FR | BLK |
|-------|----|------|-----|-----|--------|-------|-----|----|----|----|-----|
| 2019 | 11 | 24 | 13 | 37 | 2.5-4 | 0-0 | 0 | 1 | 0 | 0 | 0 |
| 2020 | 5 | 12 | 4 | 16 | 1-8 | 0-0 | 0 | 0 | 1 | 2 | 0 |
| 2021 | 13 | 45 | 19 | 64 | 4-20 | 1-8 | 2 | 9 | 1 | 0 | 0 |
| 2022 | | | | | | | | | | | |
| Total | 29 | 81 | 36 | 117 | 7.5-32 | 1.0-8 | 2 | 10 | 2 | 2 | 0 |



JAMARI BROWN **7**
Cornerback • 6-3 • 200 • R-Sr.
 Sunrise, Fla. • Sociology
 Kentucky • Blanche Ely

- Tied for the team lead in pass breakups in 2021 with seven
- Joined Kieren Douglas to stop Tennessee's Jaylen Wright short of the goal line on fourth down in overtime of the 2021 Music City Bowl
- Thrust into the starting lineup against Notre Dame in 2021
- Played in 15 games over two seasons at Kentucky
- Ran the 100m, 200m and 4x400m for track in high school

| | GP | SOLO | AST | TOT | TFL | SACKS | INT | PD | FF | FR | BLK |
|-------|----|------|-----|-----|-----|-------|-----|----|----|----|-----|
| 2018 | 1 | 0 | 0 | 0 | 0 | 0 | 0 | 0 | 0 | 0 | 0 |
| 2019 | 11 | 20 | 5 | 25 | 1 | 0 | 0 | 0 | 0 | 0 | 0 |
| 2020 | 4 | 1 | 1 | 0 | 0 | 0 | 0 | 0 | 0 | 0 | 0 |
| 2021 | 13 | 25 | 7 | 32 | 1.5 | 1 | 0 | 7 | 2 | 0 | 0 |
| 2022 | | | | | | | | | | | |
| Total | 29 | 47 | 12 | 58 | 2.5 | 1 | 0 | 7 | 2 | 0 | 0 |



TJ SHEFFIELD **8**
Wide Receiver • 5-11 • 190 • R-Jr.
 Thompson's Station, Tenn. • Selling & Sales
 Independence HS

- Used as a primary kickoff and punt returner in 2020 and 2021
- Caught the game-winning touchdown against Illinois in 2021
- Four-star recruit by ESPN was a finalist for Tennessee Titans' Mr. Football
- Tabbed as the 14th prospect in Tennessee and 46th receiver in the nation
- Competed in track in the 100m, 200m, 400m, 4x400m, triple jump, long jump and high jump
- TJ stands for Taylor Jamal

| | GP | REC | YDS | TD | Long | REC/G | AVG/C | AVG/G |
|-------|----|-----|-----|----|------|-------|-------|-------|
| 2019 | 3 | 2 | 12 | 0 | 8 | 0.7 | 6.0 | 4.0 |
| 2020 | 6 | 2 | 11 | 0 | 10 | 0.3 | 5.5 | 1.8 |
| 2021 | 12 | 36 | 325 | 5 | 38 | 3.0 | 9.0 | 27.1 |
| 2022 | | | | | | | | |
| Total | 21 | 40 | 348 | 5 | 38 | 1.9 | 8.7 | 16.6 |

| | KR | YDS | TD | Long | AVG/R | AVG/G |
|-------|----|-----|----|------|-------|-------|
| 2019 | 2 | 30 | 0 | 16 | 15.0 | 10.0 |
| 2020 | 19 | 397 | 0 | 41 | 20.9 | 66.2 |
| 2021 | 5 | 75 | 0 | 20 | 15.0 | 6.3 |
| 2022 | | | | | | |
| Total | 26 | 502 | 0 | 41 | 19.3 | 23.9 |

| | PR | YDS | TD | Long | AVG/R | AVG/G |
|-------|----|-----|----|------|-------|-------|
| 2019 | 0 | 0 | 0 | 0 | 0.0 | 0.0 |
| 2020 | 2 | 4 | 0 | 4 | 2.0 | 0.7 |
| 2021 | 14 | 109 | 0 | 15 | 7.8 | 9.1 |
| 2022 | | | | | | |
| Total | 16 | 113 | 0 | 15 | 7.1 | 5.4 |



MERSHAWN RICE **9**
Wide Receiver • 6-3 • 210 • R-Jr.
 Reynoldsburg, Ohio • Communication
 Reynoldsburg

- Was in the receiver rotation in 2021 before going down with injury
- Four-star recruit by Rivals


| | GP | REC | YDS | TD | Long | REC/G | AVG/C | AVG/G |
|-------|----|-----|-----|----|------|-------|-------|-------|
| 2019 | 1 | 0 | 0 | 0 | 0 | 0.0 | 0.0 | 0.0 |
| 2020 | 1 | 0 | 0 | 0 | 0 | 0.0 | 0.0 | 0.0 |
| 2021 | 3 | 6 | 69 | 1 | 17 | 2.0 | 11.5 | 23.0 |
| 2022 | | | | | | | | |
| Total | 5 | 6 | 69 | 1 | 17 | 1.2 | 11.5 | 13.8 |



JOE STRICKLAND **9**
Defensive End • 6-4 • 265 • Fr.
 Indianapolis, Ind. • Organizational Leadership
 Brebeuf

- 4-star prospect, ranked No. 227 in the ESPN 300, No. 5 player in Indiana
- Named IFCA Top-50 All-State as a junior and senior
- Tabbed as a MaxPreps Freshman All-American in high school
- Father Vern played basketball at Auburn alongside Charles Barkley
- Third generation Boilermaker

| | GP | SOLO | AST | TOT | TFL | SACKS | INT | PD | FF | FR | BLK |
|------|----|------|-----|-----|-----|-------|-----|----|----|----|-----|
| 2022 | | | | | | | | | | | |



CAM ALLEN **10**
Safety • 6-1 • 200 • Sr.
 Bluefield, Va. • Kinesiology
 Graham

- Preseason Third Team All-Big Ten (Phil Steele)
- Two-time All-Big Ten honorable mention
- Led the team with four interceptions in 2021, fourth in the Big Ten
- Three-star prospect, won the 2018 Class 2 Virginia State Championship
- As a quarterback in high school accounted for 61 touchdowns as a senior, third most in Virginia high school history
- Reached the Virginia Little League State Championship Game

| | GP | SOLO | AST | TOT | TFL | SACKS | INT | PD | FF | FR | BLK |
|-------|----|------|-----|-----|--------|-------|-----|----|----|----|-----|
| 2019 | 11 | 26 | 6 | 32 | 2-4 | 0-0 | 1 | 4 | 0 | 0 | 0 |
| 2020 | 6 | 22 | 5 | 27 | 2-5 | 0-0 | 2 | 2 | 0 | 1 | 0 |
| 2021 | 13 | 45 | 21 | 66 | 1-1 | 0-0 | 4 | 7 | 0 | 1 | 0 |
| 2022 | | | | | | | | | | | |
| Total | 30 | 93 | 32 | 125 | 5.0-10 | 0-0 | 7 | 13 | 0 | 2 | 0 |





TEE DENSON **11**
Cornerback • 6-0 • 200 • Jr.
 Atlanta, Ga. • Psychological Studies
 Kansas State • Cedar Grove

- Played two seasons at Kansas State, earning his first career start against Texas in the 2020 season finale
- Earned all-state and Atlanta Journal Constitution All-Region honors
- Won back-to-back state championships in 2018 and 2019

| | GP | SOLO | AST | TOT | TFL | SACKS | INT | PD | FF | FR | BLK |
|-------|----|------|-----|-----|-----|-------|-----|----|----|----|-----|
| 2020 | 7 | 8 | 1 | 9 | 1 | | | | | | |
| 2021 | 12 | 6 | | 6 | 1 | | 1 | | | | |
| 2022 | | | | | | | | | | | |
| Total | 19 | 14 | 1 | 15 | 2 | | 1 | | | | |



AUSTIN BURTON **12**
Quarterback • 6-4 • 210 • 6th
 Newton, Mass. • M.S. Tech. Leadership
 UCLA • West Orange

- Made Purdue debut in 2021 in relief after sitting out the 2020 campaign as a transfer from UCLA
- Graduated in three years from UCLA
- Sister Veronica played basketball at Northwestern, was a three-time Big Ten Defensive Player of the Year, 2022 WBCA Defensive Player of the Year and the seventh overall pick in the 2022 WNBA Draft to the Dallas Wings
- Father Steve played quarterback at Northwestern and sports reporter in Boston, mother Ginni was an All-American and Big Ten Champion swimmer at Northwestern, grandfather Ron was a consensus All-American running back for Northwestern (1959), played for the Boston Patriots and was inducted into the College Football Hall of Fame

| | GP | CMP | ATT | INT | YDS | TD | Long | % | AVG/P | AVG/G |
|-------|----|-----|-----|-----|-----|----|------|-----|-------|-------|
| 2019* | 6 | 44 | 64 | 0 | 365 | 1 | 30 | .69 | 5.7 | 60.8 |
| 2021 | 7 | 5 | 7 | 0 | 44 | 0 | 11 | .71 | 6.3 | 6.3 |
| 2022 | | | | | | | | | | |
| Total | 13 | 49 | 71 | 0 | 409 | 1 | 30 | .69 | 8.3 | 31.5 |

| | Rush | YDS | TD | Long | AVG/A | AVG/G |
|-------|------|-----|----|------|-------|-------|
| 2019* | 23 | 100 | 1 | 16 | 4.3 | 16.7 |
| 2021 | 13 | 38 | 0 | 8 | 2.9 | 5.4 |
| 2022 | | | | | | |
| Total | 36 | 138 | 1 | 16 | 3.8 | 10.6 |



JAH'VON GRIGSBY **12**
Safety • 5-11 • 195 • R-Fr.
 Baton Rouge, La. • Communications
 Scotlandville Magnet

- Three-star recruit, No. 20 player in Louisiana and No. 55 safety by 247sports; No. 24-ranked player in Louisiana by Rivals

| | GP | SOLO | AST | TOT | TFL | SACKS | INT | PD | FF | FR | BLK |
|------|----|------|-----|-----|-----|-------|-----|----|----|----|-----|
| 2022 | | | | | | | | | | | |



BROC THOMPSON **13**
Wide Receiver • 6-3 • 190 • Sr.
 Indianapolis, Ind. • Selling & Sales
 Marshall • Fork Union

- Preseason Fourth Team All-Big Ten (Athlon Sports)
- 217 receiving yards vs. Tennessee tied for fifth in Purdue history and set the Boilermaker bowl game record
- Joined Purdue in 2021 after two years at Marshall to be closer to his brother Cade who was diagnosed with cancer in 2020 (beat cancer in April of 2021)
- Wore 29 in 2021 to represent the 29 rounds of chemotherapy his brother Cade went through, switched to 13 in 2022 for the number his brother wore
- Played youth football in Indianapolis with Reese Taylor (QB), Tyrone Tracy and David Bell
- Father Ryan played nine seasons in the MLB and won a World Series with the New York Yankees; brother Trevor played basketball at Ohio State and professionally overseas


| | GP | REC | YDS | TD | Long | REC/G | AVG/C | AVG/G |
|-------|----|-----|-------|----|------|-------|-------|-------|
| 2019* | 12 | 19 | 334 | 0 | 54 | 1.6 | 17.6 | 27.8 |
| 2020* | 4 | 14 | 228 | 0 | 40 | 3.5 | 16.3 | 57.0 |
| 2021 | 13 | 30 | 457 | 4 | 75 | 2.3 | 15.2 | 35.2 |
| 2022 | | | | | | | | |
| Total | 29 | 63 | 1,019 | 4 | 75 | 2.4 | 16.2 | 35.1 |



YANNI KARLAFTIS **14**
Def. End/Linebacker • 6-3 • 235 • R-Fr.
 West Lafayette, Ind. • Selling & Sales
 West Lafayette

- Made Purdue debut last year against UConn
- Four-star recruit, No. 16 outside linebacker and No. 3 player in Indiana by 247Sports; No. 26 OLB and No. 2 player in Indiana by ESPN
- Older brother George was an All-American defensive end at Purdue and plays for the Kansas City Chiefs
- Father Matthew played football and threw javelin at Miami
- Born in Athens, Greece

| | GP | SOLO | AST | TOT | TFL | SACKS | INT | PD | FF | FR | BLK |
|-------|----|------|-----|-----|-----|-------|-----|----|----|----|-----|
| 2021 | 4 | 1 | 0 | 1 | 0-0 | 0-0 | 0 | 0 | 0 | 0 | 0 |
| 2022 | | | | | | | | | | | |
| Total | 4 | 1 | 0 | 1 | 0-0 | 0-0 | 0 | 0 | 0 | 0 | 0 |



CHARLIE JONES **15**
Wide Receiver • 6-0 • 185
 Deerfield, Ill. • Selling & Sales
 Iowa • Buffalo • Deerfield

- Paul Hornung Award | Senior Bowl Watch List
- Preseason Second Team All-America (Walter Camp) – Kick Returner
- Preseason Fourth Team All-America (Athlon Sports) – Kick Returner
- Preseason First Team All-Big Ten (Phil Steele) – Kick Returner
- Preseason Second Team All-Big Ten (PFF)
- Stays out with O'Connell after every practice since the start of camp
- 2021 Rodgers-Dwight Big Ten Return Specialist of the Year, All-Big Ten First Team by league's coaches and media
- Finished 2021 second in the nation in kick return yards (920), 13th in kickoff return touchdowns (1), 25th in kickoff return average (25.4) and 27th in punt return average (7.7)
- Played youth football with Aidan O'Connell for the Buffalo Grove Bills

| | GP | REC | YDS | TD | Long | REC/G | AVG/C | AVG/G |
|--------|----|-----|-----|----|------|-------|-------|-------|
| 2018* | 14 | 18 | 395 | 3 | 0 | 1.3 | 21.9 | 28.2 |
| 2020* | 8 | 0 | 0 | 0 | 0 | 0.0 | 0 | 0.0 |
| 2021* | 14 | 21 | 323 | 3 | 72 | 1.5 | 15.4 | 23.1 |
| 2022 | | | | | | | | |
| Totals | 36 | 39 | 718 | 6 | | 1.1 | 18.4 | 19.9 |

| | KR | YDS | TD | Long | AVG/R | AVG/G |
|-------|----|-----|----|------|-------|-------|
| 2018* | 17 | 289 | 0 | 43 | 17.0 | 8.0 |
| 2021* | 25 | 635 | 1 | 100 | 25.4 | 37.4 |
| 2022 | | | | | | |
| Total | 42 | 924 | 1 | 100 | 22.0 | 25.7 |

| | PR | YDS | TD | Long | AVG/R | AVG/G |
|-------|----|-----|----|------|-------|-------|
| 2020* | 21 | 221 | 1 | 54 | 10.5 | 6.1 |
| 2021* | 38 | 285 | 0 | 41 | 7.5 | 7.9 |
| 2022 | | | | | | |
| Total | 59 | 506 | 1 | 54 | 8.6 | 14.1 |




CHRIS JEFFERSON **17**
Safety • 5-11 • 195 • 5th
 Euclid, Ohio • Sociology
 Findlay • Benedictine

- Featured in defensive packages in 2021 with one interception
- Two-time NCAA Division II All-American
- G-MAC Defensive Player of the Year, First Team All-GMAC at Findlay in 2020
- Had 12 interceptions over three years at Findlay
- Played basketball and ran track in high school, was his high schools kicker and punter as a freshman

| | GP | SOLO | AST | TOT | TFL | SACKS | INT | PD | FF | FR | BLK |
|-------|----|------|-----|-----|------|-------|-----|----|----|----|-----|
| 2018* | 9 | 12 | 4 | 16 | 0 | 0 | 1 | 0 | 0 | 1 | 0 |
| 2019* | 11 | 37 | 25 | 62 | 2-12 | 0 | 9 | 6 | 1 | 2 | 0 |
| 2020* | 6 | 25 | 7 | 32 | 0 | 0 | 2 | 4 | 0 | 1 | 0 |
| 2021 | 12 | 36 | 11 | 47 | 2-8 | 0-0 | 1 | 5 | 0 | 0 | 0 |
| 2022 | | | | | | | | | | | |
| Total | 38 | 110 | 47 | 157 | 4-20 | 0 | 13 | 15 | 1 | 4 | 0 |

| | GP | REC | YDS | TD | Long | REC/G | AVG/C | AVG/G |
|-------|----|-----|-------|----|------|-------|-------|-------|
| 2019* | 12 | 19 | 334 | 0 | 54 | 1.6 | 17.6 | 27.8 |
| 2020* | 4 | 14 | 228 | 0 | 40 | 3.5 | 16.3 | 57.0 |
| 2021 | 13 | 30 | 457 | 4 | 75 | 2.3 | 15.2 | 35.2 |
| 2022 | | | | | | | | |
| Total | 29 | 63 | 1,019 | 4 | 75 | 2.4 | 16.2 | 35.1 |



BRADY ALLEN **18**
Quarterback • 6-6 • 210 • Fr.
 Ft. Branch, Ind. • Marketing
 Gibson Southern

- 2021 Indiana Mr. Football
- Four-star recruit, No. 5 player in Indiana by Rivals
- Second highest ranked quarterback in Purdue history behind Kyle Orton
- Led Gibson Southern to 2021 3A State Championship, tossing five touchdowns as part of his state championship record 28 completions

| | GP | CMP | ATT | INT | YDS | TD | Long | % | AVG/P | AVG/G |
|------|----|-----|-----|-----|-----|----|------|---|-------|-------|
| 2022 | | | | | | | | | | |



O.C. BROTHERS **20**
Linebacker • 6-2 • 235 • R-Jr.
 Southwest Brevard County, Fla. • Sociology
 Auburn • Rockledge

- Debuted for Purdue in 2021 on defense and special teams
- Transferred to Purdue after playing three games at Auburn over two years
- Ranked in the top 50 in the nation at outside linebacker; first team all-state and All-Space Coast in football, all-conference in basketball
- O.C. stands for the first two letters in his first name Octavius

| | GP | SOLO | AST | TOT | TFL | SACKS | INT | PD | FF | FR | BLK |
|-------|----|------|-----|-----|--------|-------|-----|----|----|----|-----|
| 2019* | 2 | 2 | 0 | 2 | 1-1 | 0-0 | 0 | 0 | 0 | 0 | 0 |
| 2020* | 1 | 0 | 1 | 1 | 0-0 | 0-0 | 0 | 0 | 0 | 0 | 0 |
| 2021 | 12 | 7 | 5 | 12 | 3.5-10 | 0-0 | 0 | 1 | 0 | 0 | 0 |
| 2022 | | | | | | | | | | | |
| Total | 14 | 9 | 6 | 15 | 4.5-11 | 0-0 | 0 | 1 | 0 | 0 | 0 |



SANOUSSI KANE **21**
Defensive Back • 6-0 • 205 • Jr.
 Harlem, N.Y. • General Management
 Blair Academy

- Saw time in 2020 and 2021 on defense and special teams
- Three-star recruit, No. 69 safety by ESPN, No. 95 by 247Sports.
- Wrestled in the 195-pound division for Blair Academy when team was ranked No. 1 in the nation
- Also played soccer and basketball

| | GP | SOLO | AST | TOT | TFL | SACKS | INT | PD | FF | FR | BLK |
|-------|----|------|-----|-----|-------|-------|-----|----|----|----|-----|
| 2020 | 6 | 2 | 1 | 3 | 0-0 | 0-0 | 0 | 0 | 0 | 0 | 0 |
| 2021 | 12 | 4 | 3 | 7 | 0.5-0 | 0-0 | 0 | 0 | 0 | 0 | 0 |
| 2022 | | | | | | | | | | | |
| Total | 18 | 6 | 4 | 10 | 0.5-0 | 0-0 | 0 | 0 | 0 | 0 | 0 |



KING DOERUE **22**
Running Back • 5-10 • 215 • Sr.
 Amarillo, Texas • Kinesiology
 Tascosa

- Named to Earl Campbell Award Watch List
- Led Purdue in rush yards and carries in 2021
- One of Purdue's primary backs since 2019
- Three-star recruit by ESPN, 247Sports and Rivals
- Enjoys playing chess in his spare time, best on the team

| | GP | Rush | YDS | TD | Long | AVG/A | AVG/G |
|-------|----|------|-------|----|------|-------|-------|
| 2019 | 12 | 130 | 451 | 5 | 26 | 3.5 | 37.6 |
| 2020 | 4 | 17 | 64 | 0 | 16 | 3.8 | 16.0 |
| 2021 | 12 | 135 | 530 | 2 | 31 | 3.9 | 44.2 |
| 2022 | | | | | | | |
| Total | 28 | 282 | 1,045 | 7 | 31 | 3.7 | 37.3 |

| | GP | REC | YDS | TD | Long | REC/G | AVG/C | AVG/G |
|-------|----|-----|-----|----|------|-------|-------|-------|
| 2019 | 12 | 20 | 148 | 2 | 22 | 1.7 | 7.4 | 12.3 |
| 2020 | 4 | 1 | 20 | 1 | 20 | 0.3 | 20.0 | 5.0 |
| 2021 | 12 | 20 | 156 | 0 | 46 | 1.7 | 7.8 | 13.0 |
| 2022 | | | | | | | | |
| Total | 28 | 41 | 324 | 3 | 46 | 1.5 | 7.9 | 11.6 |





CORY TRICE **23**
Cornerback • 6-3 • 215 • R-Sr.
 Hopkinsville, Ky. • M.S. Tech. Leadership Christian County

- Preseason Fourth Team All-Big Ten (Athlon Sports)
- Senior Bowl Watch List
- Three-time Academic All-Big Ten, graduated
- Named No. 4 Preseason top-20 senior cornerbacks by The Athletic
- Missed final 10 games of 2021 due to injuries
- Southern Penryrile Football Athlete and 5A-District 1 Player of the Year
- Best NBA2K player on the team

| | GP | SOLO | AST | TOT | TFL | SACKS | INT | PD | FF | FR | BLK |
|-------|----|------|-----|-----|-------|-------|-----|----|----|----|-----|
| 2018 | 3 | 1 | 0 | 1 | 0-0 | 0-0 | 0 | 0 | 0 | 0 | 0 |
| 2019 | 11 | 29 | 6 | 35 | 1-1 | 0-0 | 3 | 4 | 0 | 0 | 0 |
| 2020 | 6 | 27 | 4 | 31 | 1-1 | 0-0 | 0 | 2 | 0 | 0 | 0 |
| 2021 | 2 | 4 | 0 | 4 | 0-0 | 0-0 | 0 | 2 | 0 | 0 | 0 |
| 2022 | | | | | | | | | | | |
| Total | 22 | 61 | 10 | 71 | 2.0-2 | 0-0 | 3 | 8 | 0 | 0 | 0 |



MITCHELL FINERAN **24**
Kicker • 5-11 • 185 • 5th
 Fort Valley, Ga. • M.S. Tech. Leadership Samford • Peach County

- Named to Lou Groza Award Watch List
- Closed 2021 going 14-of-15, including a 4-for-4 performance in the Music City Bowl, capped by a 39-yard game winner in overtime
- Three-time All-SoCon honoree at Samford
- Spends off time fishing
- Top 30 kicker and five-star prospect by Kohls Kicking
- Kicked in the Rising Seniors All-Star Game

| | GP | FG | Att | Long | Pct | Blkd | PAT-ATT | PTS |
|-------|----|----|-----|------|------|------|---------|-----|
| 2018* | 11 | 13 | 17 | 46 | 76.7 | 0 | 50-50 | 89 |
| 2019* | 12 | 15 | 21 | 45 | 71.4 | 0 | 46-47 | 91 |
| 2021* | 7 | 15 | 18 | 50 | 83.3 | 1 | 32-33 | 77 |
| 2021 | 13 | 24 | 29 | 49 | 82.7 | 1 | 40-42 | 112 |
| 2022 | | | | | | | | |
| Total | 43 | 67 | 85 | 50 | 78.8 | 1 | 168-172 | 369 |

| | FG-ATT | | 20-29 | 30-39 | 40-49 | 50-59 | 60+ |
|--------|--------|--|-------|-------|-------|-------|-----|
| Career | 2-2 | | 26-29 | 24-33 | 14-18 | 1-3 | |



KOBE LEWIS **25**
Running Back • 5-11 • 220 • R-Jr.
 Americus, Ga. • Selling & Sales Central Michigan • Americus-Sumter

- 2021 CMU Bill Boyden Leadership Award honoree
- Missed 2021 due to injury at Central Michigan, transferred summer of 2022
- Ranked 28th in the nation with 5.9 yards per carry in 2019
- Named Co-Player of the Year in Region 1-4A in Georgia
- Lettered in basketball and baseball in high school

| | GP | Rush | YDS | TD | Long | AVG/A | AVG/G |
|-------|----|------|------|----|------|-------|-------|
| 2018* | 12 | 10 | 37 | 0 | 7 | 3.7 | 3.1 |
| 2019* | 14 | 182 | 1074 | 12 | 75 | 5.9 | 76.7 |
| 2020* | 6 | 105 | 468 | 6 | 69 | 4.5 | 78.0 |
| 2022 | | | | | | | |
| Total | 32 | 297 | 1579 | 18 | 75 | 5.3 | 49.3 |

| | GP | REC | YDS | TD | Long | REC/G | AVG/C | AVG/G |
|-------|----|-----|-----|----|------|-------|-------|-------|
| 2018* | 12 | 0 | 0 | 0 | 0.0 | 0.0 | 0.0 | 0.0 |
| 2019* | 14 | 23 | 164 | 0 | 33 | 1.6 | 7.1 | 11.7 |
| 2020* | 6 | 17 | 106 | 1 | 18 | 2.8 | 6.2 | 17.7 |
| 2022 | | | | | | | | |
| Total | 32 | 40 | 270 | 1 | 33 | 1.3 | 6.8 | 8.4 |



BRANDON CALLOWAY **26**
Cornerback • 6-1 • 195 • R-Fr.
 Griffin, Ga. • Selling & Sales Griffin

- Three-star recruit by 247Sports and Rivals
- Mother Stacy played basketball at Minnesota from 1989-93 and holds the single-game record for 3-point attempts (17) and percentage (6-6)
- Sister Megan plays golf at Duke

| | GP | SOLO | AST | TOT | TFL | SACKS | INT | PD | FF | FR | BLK |
|------|----|------|-----|-----|-----|-------|-----|----|----|----|-----|
| 2022 | | | | | | | | | | | |



ANDREW SOWINSKI **26**
Wide Receiver • 6-0 • 195 • R-So.
 Indianapolis, Ind. • Marketing Chatard

- Primarily played on special teams in seven games in 2021
- Father, Kevin, played baseball at Buffalo
- Sister, Mary, competes in long sprints/hurdles on the Purdue women's track & field team

| | GP | REC | YDS | TD | Long | REC/G | AVG/C | AVG/G |
|-------|----|-----|-----|----|------|-------|-------|-------|
| 2021 | 7 | 2 | 15 | 0 | 8 | 0.3 | 7.5 | 2.1 |
| 2022 | | | | | | | | |
| Total | 7 | 2 | 15 | 0 | 8 | 0.3 | 7.5 | 2.1 |



JACK ANSELL **30**
Punter • 6-2 • 210 • So.
 Warmambool, Australia • Selling & Sales Brauer College Secondary

- Has not returned to Australia since he arrived in West Lafayette in 2021
- Close with Aussie punters Adam Korsak from Rutgers and Paddy Turner from Colorado State
- Worked with ProKick Australia to learn how to punt and get recruited
- Two-time state champion in triple jump and long jump in high school

| | GP | Punt | YDS | Long | AVG | TB | FC | I20 | 50+ | BLK |
|-------|----|------|------|------|------|----|----|-----|-----|-----|
| 2021 | 12 | 44 | 1683 | 54 | 38.3 | 0 | 23 | 13 | 4 | 0 |
| 2022 | | | | | | | | | | |
| Total | 12 | 44 | 1683 | 54 | 38.3 | 0 | 23 | 13 | 4 | 0 |



NICK ZECCHINO **31**
Long Snapper • 6-0 • 210 • 7th
 Cedar Grove, N.J. • G.C. Communications UConn • Cedar Grove

- Special Teams U Preseason Watch List
- Snapped every game for Purdue since the start of the 2019 season
- Missed 2017 and 2018 seasons dealing with ulcerative colitis, when he had several surgeries to remove his colon
- Learned how to be a long snapper from his father Nick who was a long snapper at Tennessee from 1986-88




DYLAN DOWNING **38**
Running Back • 6-0 • 220 • Jr.
 Carmel, Ind. • Organizational Leadership UNLV • Carmel

- Jumped into the running back rotation early in 2021
- Dropped about 20 pounds during the offseason through clean and healthy eating, expanded cooking skills to eliminate unhealthy intake
- Won the IHSAA Class 6A title with teammate Cole Brevard

| | GP | Rush | YDS | TD | Long | AVG/A | AVG/G |
|-------|----|------|-----|----|------|-------|-------|
| 2020* | 2 | 3 | 8 | 0 | 6 | 2.7 | 4.0 |
| 2021 | 13 | 44 | 178 | 1 | 33 | 4.0 | 13.7 |
| 2022 | | | | | | | |
| Total | 15 | 47 | 186 | 1 | 39 | 4.0 | 12.4 |

| | GP | REC | YDS | TD | Long | REC/G | AVG/C | AVG/G |
|-------|----|-----|-----|----|------|-------|-------|-------|
| 2020 | 2 | 2 | 8 | 0 | 7 | 1.0 | 4.0 | 4.0 |
| 2021 | 13 | 10 | 49 | 0 | 21 | 0.8 | 4.9 | 3.8 |
| 2022 | | | | | | | | |
| Total | 15 | 12 | 57 | 0 | 21 | 0.8 | 4.8 | 3.8 |



BEN FURTNEY **41**
Fullback • 6-0 • 225 • R-So.
 South Elgin, Ill. • Chemical Engineering St. Charles North

- Transitioned to fullback during preseason camp
- Mother Stacy played basketball at Minnesota from 1989-93 and holds the single-game record for 3-point attempts (17) and percentage (6-6)
- Sister Megan plays golf at Duke



CLYDE WASHINGTON **42**
Linebacker • 6-3 • 235 • Jr.
 Medford, N.J. • Law & Society Lanape

- Appeared in all 13 games in 2021 in the defensive rotation and special teams
- Three-star prospect, No. 90 inside linebacker by 247Sports,
- Wears No. 42 to honor his grandfather, Clyde, who played cornerback for Purdue from 1957-59. He was drafted in the 10th round of the 1960 NFL Draft by the Cleveland Browns and played six seasons in the league.

| | GP | SOLO | AST | TOT | TFL | SACKS | INT | PD | FF | FR | BLK |
|-------|----|------|-----|-----|-----|-------|-----|----|----|----|-----|
| 2020 | 2 | 1 | 0 | 1 | 0-0 | 0-0 | 0 | 0 | 0 | 0 | 0 |
| 2021 | 13 | 3 | 3 | 6 | 0 | 0 | 0 | 0 | 0 | 0 | 0 |
| 2022 | | | | | | | | | | | |
| Total | 15 | 4 | 3 | 7 | 0-0 | 0-0 | 0 | 0 | 0 | 0 | 0 |



KIEREN DOUGLAS **43**
Linebacker • 6-2 • 235 • 6th
 Pickerington, Ohio • M.S. Tech. Leadership Army • Pickerington Central

- Finished third on the team in total tackles in 2021
- Joined Jamari Brown to stop Tennessee's Jaylen Wright short of the goal line on fourth down in overtime of the 2021 Music City Bowl
- Transferred to Purdue after a year at Army. Started as a walk-on scout team player, progressed to special teams then became a starter in 2021

| | GP | SOLO | AST | TOT | TFL | SACKS | INT | PD | FF | FR | BLK |
|-------|----|------|-----|-----|--------|-------|-----|----|----|----|-----|
| 2019 | 8 | 0 | 2 | 2 | 0-0 | 0-0 | 0 | 0 | 0 | 0 | 0 |
| 2020 | 6 | 12 | 1 | 13 | 2-7 | 0-0 | 0 | 0 | 0 | 0 | 0 |
| 2021 | 13 | 40 | 27 | 67 | 3-5 | 0-0 | 1 | 2 | 0 | 0 | 0 |
| 2022 | | | | | | | | | | | |
| Total | 27 | 52 | 30 | 82 | 5.0-12 | 0-0 | 1 | 2 | 0 | 0 | 0 |



KYDRAN JENKINS **44**
Linebacker • 6-1 • 270 • Jr.
 Louisville, Ga. • Retail Management Jefferson County

- Preseason Fourth Team All-Big Ten (Athlon Sports)
- Jumped into starting lineup in 2021, finished third on team in tackles-for-loss
- Three-star recruit, No. 32 inside linebacker by ESPN
- Played soccer, basketball and track growing up
- Pronounced KAY-dran

| | GP | SOLO | AST | TOT | TFL | SACKS | INT | PD | FF | FR | BLK |
|-------|----|------|-----|-----|--------|--------|-----|----|----|----|-----|
| 2020 | 1 | 0 | 0 | 0 | 0.0-0 | 0.0-0 | 0 | 0 | 0 | 0 | 0 |
| 2021 | 12 | 25 | 10 | 35 | 8-47 | 5-41 | 0 | 1 | 0 | 0 | 0 |
| 2022 | | | | | | | | | | | |
| Total | 13 | 25 | 10 | 35 | 8.0-47 | 5.0-41 | 0 | 1 | 0 | 0 | 0 |



DEVIN MOCKOBBEE **45**
Running Back • 6-0 • 195 • R-Fr.
 Boonville, Ind. • Undecided Boonville

- Walk-on running back, had a great spring and camp to impress staff
- Two-star recruit with over 3,500 rushing yards at Boonville
- Won the Indiana state long jump and finished second in the 110m hurdles

| | GP | Rush | YDS | TD | Long | AVG/A | AVG/G |
|------|----|------|-----|----|------|-------|-------|
| 2022 | | | | | | | |



SCOTTY HUMPICH **46**
Linebacker • 6-4 • 260 • R-Sr.
 Louisville, Ky. • Sociology Murray State • Eastern

- Senior Bowl Watch List
- Spent four seasons at Murray State and will have two years of eligibility
- Tabbed All-Ohio Valley Conference First Team in 2020
- Brother Pierce plays football at New Mexico State
- Pronounced hum-PICK

| | GP | SOLO | AST | TOT | TFL | SACKS | INT | PD | FF | FR | BLK |
|-------|----|------|-----|-----|---------|-------|-----|----|----|----|-----|
| 2018* | 7 | 2 | 2 | 4 | 0-0 | 0-0 | 0 | 0 | 0 | 0 | 0 |
| 2019* | 12 | 24 | 22 | 46 | 8.5-29 | 3-7 | 0 | 0 | 1 | 1 | 0 |
| 2020* | 3 | 6 | 6 | 12 | 4-13 | 2-10 | 0 | 1 | 0 | 0 | 0 |
| 2021* | 5 | 6 | 1 | 7 | 3-15 | 2-14 | 0 | 0 | 0 | 0 | 0 |
| 2022 | | | | | | | | | | | |
| Total | 27 | 38 | 31 | 69 | 15.5-57 | 7-31 | 0 | 1 | 1 | 1 | 0 |





ZAC TUINEI **52**
Linebacker • 6-0 • 240 • R-Jr.
Noblesville, Ind. • Communication
Arkansas State • Noblesville

- Brother Lavasier played at Oregon, was the 2012 Rose Bowl Offensive Most Valuable Player, spent five seasons in the NFL and CFL
- His father Van Tuinei played defensive end at Arizona and played in the NFL for five seasons
- His uncle Mark was a three-time Super Bowl champion, playing his entire 15-year career with the Dallas Cowboys at offensive tackle



GUS HARTWIG **53**
Center • 6-5 • 310 • Junior
Zionsville, Ind. • Finance
Zionsville

- Named to Rimington Award Watch List
- Preseason All-Big Ten - Second (Phil Steele), Fourth (Athlon)
- Enters third year as the starting center
- Twice All-Big Ten honorable mention
- Was the first true freshman to start on Purdue's offensive line since 2008
- Played basketball in high school for his first two years



BEN KREUL **54**
Linebacker • 6-3 • 235 • R-So.
Waukesha, Wisc. • Org. Leadership
Catholic Memorial

- Appeared in 10 games, primarily on special teams in 2021
- No. 20 inside linebacker by ESPN | Two-time state champion
- Father, Chris, played soccer at Notre Dame and Marquette
- Pronounced CRY-le

| | GP | SOLO | AST | TOT | TFL | SACKS | INT | PD | FF | FR | BLK |
|-------|----|------|-----|-----|-----|-------|-----|----|----|----|-----|
| 2021 | 10 | 3 | 1 | 4 | 0-0 | 0-0 | 0 | 0 | 0 | 0 | 0 |
| 2022 | | | | | | | | | | | |
| Total | 10 | 3 | 1 | 4 | 0-0 | 0-0 | 0 | 0 | 0 | 0 | 0 |



BRANSON DEEN **58**
Defensive Line • 6-2 • 285 • R-Sr.
Indianapolis, Ind. • Industrial Engineering
Lawrence Central

- Preseason Second Team All-Big Ten (Athlon), Third (PFF), Fourth (Steele)
- Preseason Third Team All-Big Ten (PFF)
- Preseason Fourth Team All-Big Ten (Phil Steele)
- All-Big Ten honorable mention in 2021
- Was second on the team with 9.5 tackles-for-loss in 2021

| | GP | SOLO | AST | TOT | TFL | SACKS | INT | PD | FF | FR | BLK |
|-------|----|------|-----|-----|---------|--------|-----|----|----|----|-----|
| 2019 | 9 | 7 | 1 | 8 | 0-0 | 0-0 | 0 | 1 | 0 | 0 | 0 |
| 2020 | 6 | 9 | 3 | 12 | 2-5 | 1-3 | 0 | 0 | 0 | 0 | 0 |
| 2021 | 11 | 14 | 12 | 26 | 9.5-34 | 4-26 | 0 | 0 | 1 | 0 | 0 |
| 2022 | | | | | | | | | | | |
| Total | 26 | 30 | 16 | 46 | 11.5-39 | 5.0-29 | 0 | 1 | 1 | 0 | 0 |



MARCUS MBOW **63**
Offensive Line • 6-5 • 305 • R-Fr.
Wauwatosa, Wis. • Undecided
Wauwatosa East

- Moved into starting spot during the spring and fall camp
- Saw action against UConn, Nebraska, Indiana and Tennessee in 2021
- Was a late flip to Purdue in the recruiting process in 2020
- Three-star recruit and No. 7 recruit in Wisconsin by Rivals and 247Sports
- Pronounced like bow and arrow, silent m



MAHAMANE MOUSSA **64**
Offensive Line • 6-4 • 295 • R-Fr.
Indianapolis, Ind. • Undecided
Pike

- Saw action in 2021 against UConn, Notre Dame, Nebraska, Tennessee
- Added 20 pounds since arriving on campus
- Threw shot put and discus in high school
- Pronounced MAH-ham-men



CAM CRAIG **65**
Offensive Line • 6-5 • 310 • R-Jr.
Dublin, Ohio • Selling & Sales
Jerome

- Missed 2020 with ankle injury and rotated into the line during 2021
- Three-star prospect by Rivals, ESPN, 247Sports - all-state as a senior



SIONE FINAU **72**
Offensive Line • 6-3 • 305 • Senior
Keller, Texas • Selling & Sales
FIU - Central

- Named to the Polynesian Football Player of the Year Watch List
- Transferred to Purdue after playing two seasons at FIU
- Tabbed Conference USA All-Freshman in 2019



DANIEL JOHNSON **73**
Offensive Line • 6-5 • 305 • R-Sr.
London, Ontario • M.S. Leadership Tech.
Kent State - Catholic Central

- Transferred to Purdue after four years at Kent State, played 13 games
- Ranked No. 9 Canadian football prospect



ERIC MILLER **74**
Offensive Line • 6-7 • 305 • R-Sr.
Mason, Ohio • General Management
William Mason

- Versatile lineman has played left and right tackle
- Three-time Academic All-Big Ten
- Teammates claim he is the best baker on the team, best dancer at Aidan O'Connell's wedding
- Played basketball in high school



SPENCER HOLSTEG **75**
Offensive Line • 6-5 • 310 • R-Jr.
Grand Rapids, Mich. • M.B.A.
South Christian

- Preseason Second Team All-Big Ten (PFF), Third (Steele), Fourth (Athlon)
- Graduated in the spring and is pursuing an M.B.A
- Only active Purdue lineman with a reception in his career
- Second in active offensive starts behind Payne Durham
- Three-star prospect by 247Sports, ESPN and Rivals
- First-team All-State by the Detroit Free Press



DJ WASHINGTON **77**
Defensive/Offensive Line • 6-4 • 310 • 6th
Louisville, Ky. • M.S. Tech Leadership
Ballard

- Two-way player who transitioned to defensive line in 2021
- Graduated with a degree in film & video studies
- AP all-state honorable mention as a senior



COLLIN SULLIVAN **81**
Wide Receiver • 6-2 • 200 • R-So.
Round Rock, Texas • Selling & Sales
Round Rock

- Rotation receiver, plays on most special teams
- Three-star prospect, No. 76 receiver by 247Sports
- Father is Brigadier General Ronald Sullivan, Chief Judge U.S. Army Court of Criminal Appeals

| | GP | REC | YDS | TD | Long | REC/G | AVG/C | AVG/G |
|-------|----|-----|-----|----|------|-------|-------|-------|
| 2021 | 13 | 1 | 4 | 0 | 4 | 0.1 | 4.0 | 0.3 |
| 2022 | | | | | | | | |
| Total | 13 | 1 | 4 | 0 | 4 | 0.1 | 4.0 | 0.3 |



DREW BIBER **82**
Tight End • 6-5 • 235 • R-Fr.
Cedarburg, Wis. • Financial Counseling
Cedarburg

- Saw action against Indiana and Tennessee in 2021
- Three-star recruit and No. 10 player in Wisconsin by 247Sports
- Semifinalist for AI Toon Award, Wisconsin's top wide receiver or tight end
- Earned all-conference honors as a basketball player

| | GP | REC | YDS | TD | Long | REC/G | AVG/C | AVG/G |
|------|----|-----|-----|----|------|-------|-------|-------|
| 2022 | | | | | | | | |



PRESTON TERRELL **84**
Wide Receiver • 6-3 • 195 • R-Fr.
Brownsburg, Ind. •

- Saw time in four games in 2021 on offense and special teams
- No. 14 recruit in Indiana by 247Sports and Rivals

| | GP | REC | YDS | TD | Long | REC/G | AVG/C | AVG/G |
|------|----|-----|-----|----|------|-------|-------|-------|
| 2022 | | | | | | | | |



PAYNE DURHAM **87**
Tight End • 6-6 • 255 • R-Sr.
Suwanee, Ga. • M.S. Tech. Leadership
Suwanee

- Mackey Award | Senior Bowl Watch Lists
- Preseason Second Team All-Big Ten (Athlon Sports, Phil Steele)
- All-Big Ten honorable mention by coaches and media in 2021
- Tiptoeed down the sideline, shedding multiple tackles, for a 62-yard score in the Music City Bowl
- In third year as the primary tight end after setting career highs in 2021
- Played four years of high school lacrosse and one year of football

| | GP | REC | YDS | TD | Long | REC/G | AVG/C | AVG/G |
|-------|----|-----|-----|----|------|-------|-------|-------|
| 2018 | 2 | 0 | 0 | 0 | 0 | 0.0 | 0.0 | 0.0 |
| 2019 | 12 | 9 | 82 | 4 | 26 | 0.8 | 9.1 | 6.8 |
| 2020 | 6 | 16 | 166 | 3 | 29 | 2.7 | 10.4 | 27.7 |
| 2021 | 12 | 45 | 467 | 6 | 62 | 3.8 | 10.4 | 38.9 |
| Total | 32 | 70 | 715 | 13 | 62 | 2.2 | 10.2 | 22.3 |



PAUL PIFERI **89**
Tight End • 6-5 • 240 • R-Jr.
Villa Park, Calif. • Mechanical Engineering
Villa Park

- Transitioned to tight end for the 2020 season, seeing rotational snaps on offense and playing on most special team units
- Three-star quarterback by 247Sports, Rivals, ESPN
- Lettered in baseball, basketball and track, competing in the 4x100m, 100m, 300h, long jump, triple jump, hammer throw and shot put
- Spends time outside football on a longboard surfboard, jet ski and snowboarding in the Colorado mountains

| | GP | REC | YDS | TD | Long | REC/G | AVG/C | AVG/G |
|-------|----|-----|-----|----|------|-------|-------|-------|
| 2020 | 3 | 0 | 0 | 0 | 0 | 0.0 | 0.0 | 0.0 |
| 2021 | 5 | 5 | 61 | 1 | 24 | 1.0 | 12.2 | 12.2 |
| Total | 8 | 5 | 61 | 1 | 24 | 0.6 | 12.2 | 7.6 |



LAWRENCE JOHNSON **90**
Defensive Tackle • 6-3 • 310 • R-Sr.
Fort Wayne, Ind. • Law & Society
Snider

- Three-time Academic All-Big Ten
- Coming off surgery during the offseason
- Started all 13 games with 4.5 tackles-for-loss in 2021
- Three-star recruit and No. 14 player in Indiana by Rivals

| | GP | SOLO | AST | TOT | TFL | SACKS | INT | PD | FF | FR | BLK |
|-------|----|------|-----|-----|--------|-------|-----|----|----|----|-----|
| 2018 | 2 | 0 | 0 | 0 | 0-0 | 0-0 | 0 | 0 | 0 | 0 | 0 |
| 2019 | 12 | 9 | 12 | 21 | 0.5-0 | 0-0 | 0 | 0 | 0 | 0 | 0 |
| 2020 | 6 | 1 | 3 | 4 | 0-0 | 0-0 | 0 | 0 | 0 | 0 | 0 |
| 2021 | 13 | 23 | 11 | 34 | 4.5-11 | 1.0-7 | 0 | 0 | 0 | 0 | 0 |
| 2022 | | | | | | | | | | | |
| Total | 33 | 33 | 26 | 59 | 5.0-11 | 1.0-7 | 0 | 0 | 0 | 0 | 0 |






COLE BREVARD **91**
Defensive Tackle • 6-3 • 315 • R-So.
 Carmel, Ind. • Penn State Carmel

- Saw the field in one game over two years at Penn State
- Four-star prospect, top 200 nationally, No. 3 recruit in Indiana by 247Sports
- Won the IHSAA Class 6A title with teammate Dylan Downing
- Competed in lacrosse, wrestling and track & field growing up
- Avid Star Wars fan, along with Aidan O'Connell

| GP | SOLO | AST | TOT | TFL | SACKS | INT | PD | FF | FR | BLK |
|------|------|-----|-----|-----|-------|-----|----|----|----|-----|
| 2022 | | | | | | | | | | |



BEN BUECHEL **91**
Tight End • 6-4 • 245 • R-So.
 New Berlin, Wis. • General Management Eisenhower

- Preferred walk-on, moved up the depth chart with Garrett Miller's season-ending injury
- Appeared against Minnesota and Michigan State in 2021
- Played basketball in high school


| GP | REC | YDS | TD | Long | REC/G | AVG/C | AVG/G |
|------|-----|-----|----|------|-------|-------|-------|
| 2022 | | | | | | | |



MO OMONODE **92**
Defensive Tackle • 6-0 • 285 • Fr.
 West Lafayette, Ind. • Kinesiology West Lafayette

- Three-star prospect, No. 19 player in Indiana per Rivals
- Three-time all-state honoree
- Was the state runner-up in wrestling in 2021 in the heavyweight division

| GP | SOLO | AST | TOT | TFL | SACKS | INT | PD | FF | FR | BLK |
|------|------|-----|-----|-----|-------|-----|----|----|----|-----|
| 2022 | | | | | | | | | | |



PRINCE JAMES BOYD, JR. **93**
Defensive Tackle • 6-1 • 290 • R-Jr.
 New Haven, Conn. • Selling & Sales Independence CC • Milford Academy

- Had a fumble recovery in the Music City Bowl against Tennessee

| GP | SOLO | AST | TOT | TFL | SACKS | INT | PD | FF | FR | BLK |
|-------|------|-----|-----|-----|-------|-----|----|----|----|-----|
| 2021 | 6 | 2 | 3 | 5 | 0-0 | 0-0 | 0 | 0 | 0 | 1 |
| 2022 | | | | | | | | | | |
| Total | 6 | 2 | 3 | 5 | 0-0 | 0-0 | 0 | 0 | 0 | 1 |



JOE ANDERSON **95**
Defensive End • 6-4 • 275 • R-Jr.
 Murfreesboro, Tenn. • Sociology South Carolina • Oakland

- Picked up one sack in first season at Purdue in 2021
- Four-star prospect and No. 102 nationally by Rivals, ESPN top 300
- Won the 2018 Tennessee Class 6A state championship

| GP | SOLO | AST | TOT | TFL | SACKS | INT | PD | FF | FR | BLK |
|-------|------|-----|-----|-----|-------|-----|----|----|----|-----|
| 2020 | 4 | 1 | 2 | 3 | 0-0 | 0-0 | 0 | 0 | 0 | 0 |
| 2021 | 5 | 3 | 3 | 6 | 1-2 | 1-2 | 0 | 0 | 0 | 0 |
| 2022 | | | | | | | | | | |
| Total | 9 | 4 | 5 | 9 | 1-2 | 1-2 | 0 | 0 | 0 | 0 |



KHORDAE SYDNOR **96**
Defensive End • 6-4 • 275 • R-Fr.
 New Rochelle, N.Y. • Undecided Iona Prep

- Three-star recruit, No. 5 in New York and No. 86 at position by 247Sports
- Was a finalist for the "Together We Make Football" competition by the NFL in 2013. Father, Tracey, helped make a video that showed how football helped shape Khordae's life.
- The video impressed NFL Commissioner Roger Goodell and earned an invite to Super Bowl XLVIII at Met-Life Stadium
- Pronounced CORE-day

| GP | SOLO | AST | TOT | TFL | SACKS | INT | PD | FF | FR | BLK |
|-------|------|-----|-----|-----|-------|-----|----|----|----|-----|
| 2021 | 2 | | | | | | | | | |
| 2022 | | | | | | | | | | |
| Total | 2 | | | | | | | | | |



SEMISI FAKASIEIKI **97**
Linebacker • 6-2 • 230 • 7th.
 Compton, Calif. • Organizational Leadership Dominguez

- Named to the Polynesian Football Player of the Year Watch List
- Coming off injury that saw him miss all of 2021
- One of two seventh-year players on the team (Nick Zecchino)
- Pronounced sah-ME-see fah-ka-SEE-yeck-ee

| GP | SOLO | AST | TOT | TFL | SACKS | INT | PD | FF | FR | BLK |
|-------|------|-----|-----|-----|-------|-----|----|----|----|-----|
| 2021 | 2 | | | | | | | | | |
| 2022 | | | | | | | | | | |
| Total | 2 | | | | | | | | | |



JACK SULLIVAN **99**
Defensive End • 6-5 • 275 • R-Sr.
 Plainfield, Ill. • Professional Flight Mgmt. Plainfield

- Worked in the defensive line rotation over the last two years with five starts
- Three-time Academic All-Big Ten honoree
- Logged more than 250 flight hours as a student at Purdue
- Certified to fly any twin-engine piston airplane

| GP | SOLO | AST | TOT | TFL | SACKS | INT | PD | FF | FR | BLK |
|-------|------|-----|-----|-----|--------|--------|----|----|----|-----|
| 2019 | 12 | 4 | 9 | 13 | 0-0 | 0-0 | 0 | 5 | 0 | 0 |
| 2020 | 6 | 11 | 1 | 12 | 2-9 | 1-6 | 0 | 0 | 0 | 0 |
| 2021 | 13 | 13 | 9 | 22 | 3-24 | 1.5-13 | 0 | 1 | 0 | 0 |
| 2022 | | | | | | | | | | |
| Total | 31 | 28 | 19 | 47 | 5.0-33 | 2.5-19 | 0 | 6 | 0 | 0 |



Team Statistics

| | PURDUE | OPP |
|----------------------------------|----------------|----------------|
| Scoring | 378 | 291 |
| Points per game | 29.1 | 22.4 |
| Points Off Turnovers | 27 | 47 |
| First Downs | 313 | 237 |
| Rushing | 66 | 108 |
| Passing | 221 | 110 |
| Penalty | 26 | 19 |
| Rushing Yardage | 1095 | 2052 |
| Yards gained rushing | 1403 | 2373 |
| Yards lost rushing | 308 | 321 |
| Rushing attempts | 392 | 483 |
| Average per rush | 2.8 | 4.2 |
| Average per game | 84.2 | 157.8 |
| TDs Rushing | 7 | 18 |
| Passing Yardage | 4620 | 2713 |
| Comp-Att-Int | 407-575-12 | 222-374-13 |
| Average per pass | 8.0 | 7.3 |
| Average per catch | 11.4 | 12.2 |
| Average per game | 355.4 | 208.7 |
| TDs Passing | 35 | 18 |
| Total offense | 5715 | 4765 |
| Total plays | 967 | 857 |
| Average per play | 5.9 | 5.6 |
| Average per game | 439.6 | 366.5 |
| Kick returns: #-Yards | 18-223 | 34-676 |
| Punt returns: #-Yards | 20-123 | 13-83 |
| Int returns: #-Yards | 13-107 | 12-60 |
| Kick return average | 12.4 | 19.9 |
| Punt return average | 6.2 | 6.4 |
| Int return average | 8.2 | 5.0 |
| Fumbles-Lost | 11-7 | 19-4 |
| Penalties-Yards | 58-557 | 77-699 |
| Average per game | 42.8 | 53.8 |
| Punts-Yards | 52-1992 | 63-2705 |
| Average per punt | 38.3 | 42.9 |
| Net punt average | 37.0 | 40.0 |
| Kickoffs-Yards | 80-4815 | 61-3676 |
| Average per kick | 60.2 | 60.3 |
| Net kick average | 38.2 | 41.0 |
| Time of possession / game | 31:57 | 28:03 |
| 3rd-down conversion | 82/188 | 66/179 |
| 3rd-down pct | 44% | 37% |
| 4rd-down conversion | 8/16 | 8/22 |



| | PURDUE | OPP |
|------------------------------------|--------------------|---------------------|
| 4rd-down pct | 50% | 36% |
| Sacks by-Yards | 26-181 | 29-215 |
| Misc Yards | 0 | 0 |
| Touchdowns scored | 44 | 36 |
| Field goals - attempts | 24-29 | 13-21 |
| On-Side kicks | 1-1 | 0-0 |
| Red-zone scores | (49-57) 86% | (34-45) 76% |
| Red-zone touchdowns | (27-57) 47% | (24-45) 53% |
| PAT-attempts | (40-42) 95% | (34-34) 100% |
| 2-point conversion-attempts | (1-2) 50% | (1-2) 50% |
| Attendance | 337995 | 345319 |
| Games / Avg per game | 6/56333 | 5/69064 |
| Neutral site games | - | 2/50495 |

Score by Periods

| Team | 1st | 2nd | 3rd | 4th | OT | TOT |
|-----------|-----|-----|-----|-----|----|-----|
| Purdue | 61 | 141 | 95 | 78 | 3 | 378 |
| Opponents | 84 | 77 | 55 | 75 | 0 | 291 |



Rushing

| Player | gp | att | gain | loss | net | avg | td | lg | avg/g |
|------------------|-----------|------------|-------------|------------|-------------|------------|-----------|-----------|--------------|
| King Doerue | 12 | 135 | 557 | 24 | 533 | 3.9 | 2 | 31 | 44.4 |
| Zander Horvath | 8 | 91 | 335 | 15 | 320 | 3.5 | 3 | 24 | 40.0 |
| Dylan Downing | 13 | 44 | 185 | 7 | 178 | 4.0 | 1 | 33 | 13.7 |
| Jack Plummer | 9 | 27 | 63 | 66 | -3 | -0.1 | 0 | 13 | -0.3 |
| Aidan O'Connell | 12 | 25 | 32 | 152 | -120 | -4.8 | 1 | 8 | -10.0 |
| Jackson Anthrop | 13 | 23 | 92 | 9 | 83 | 3.6 | 0 | 11 | 6.4 |
| Austin Burton | 7 | 13 | 42 | 4 | 38 | 2.9 | 0 | 8 | 5.4 |
| Ja'Quez Cross | 3 | 13 | 28 | 1 | 27 | 2.1 | 0 | 5 | 9.0 |
| David Bell | 11 | 3 | 39 | 0 | 39 | 13.0 | 0 | 26 | 3.5 |
| Milton Wright | 12 | 3 | 18 | 7 | 11 | 3.7 | 0 | 18 | 0.9 |
| Marcellus Moore | 3 | 2 | 6 | 1 | 5 | 2.5 | 0 | 6 | 1.7 |
| Deion Burks | 4 | 2 | 6 | 3 | 3 | 1.5 | 0 | 6 | 0.8 |
| TJ Sheffield | 12 | 1 | 0 | 4 | -4 | -4.0 | 0 | 0 | -0.3 |
| Michael Alaimo | 1 | 1 | 0 | 3 | -3 | -3.0 | 0 | 0 | -3.0 |
| Team | 13 | 9 | 0 | 12 | -12 | -1.3 | 0 | 0 | -0.9 |
| Total | 13 | 392 | 1403 | 308 | 1095 | 2.8 | 7 | 33 | 84.2 |
| Opponents | 13 | 483 | 2373 | 321 | 2052 | 4.2 | 18 | 70 | 157.8 |

Passing

| Player | gp | effic | comp-att-int | pct | yds | td | lg | avg/g |
|------------------|-----------|--------------|-------------------|-------------|-------------|-----------|-----------|--------------|
| Aidan O'Connell | 12 | 158.8 | 315-439-11 | 71.8 | 3712 | 28 | 75 | 309.3 |
| Jack Plummer | 9 | 143.8 | 87-127-0 | 68.5 | 864 | 7 | 59 | 96.0 |
| Austin Burton | 7 | 124.2 | 5-7-0 | 71.4 | 44 | 0 | 11 | 6.3 |
| Jack Albers | 13 | -200.0 | 0-1-1 | 0.0 | 0 | 0 | 0 | 0.0 |
| Jackson Anthrop | 13 | 0.0 | 0-1-0 | 0.0 | 0 | 0 | 0 | 0.0 |
| Total | 13 | 154.2 | 407-575-12 | 70.8 | 4620 | 35 | 75 | 355.4 |
| Opponents | 13 | 129.2 | 222-374-13 | 59.4 | 2713 | 18 | 62 | 208.7 |

Receiving

| Player | gp | no. | yds | avg | td | lg | avg/g |
|----------------------|-----------|------------|-------------|-------------|-----------|-----------|--------------|
| David Bell | 11 | 93 | 1286 | 13.8 | 6 | 60 | 116.9 |
| Milton Wright | 12 | 57 | 732 | 12.8 | 7 | 53 | 61.0 |
| Jackson Anthrop | 13 | 53 | 570 | 10.8 | 5 | 42 | 43.8 |
| Payne Durham | 12 | 45 | 467 | 10.4 | 6 | 62 | 38.9 |
| TJ Sheffield | 12 | 36 | 325 | 9.0 | 5 | 38 | 27.1 |
| Broc Thompson | 13 | 30 | 457 | 15.2 | 4 | 75 | 35.2 |
| King Doerue | 12 | 20 | 156 | 7.8 | 0 | 46 | 13.0 |
| Garrett Miller | 11 | 19 | 165 | 8.7 | 0 | 25 | 15.0 |
| Zander Horvath | 8 | 17 | 108 | 6.4 | 0 | 26 | 13.5 |
| Dylan Downing | 13 | 10 | 49 | 4.9 | 0 | 21 | 3.8 |
| Mershawn Rice | 3 | 6 | 69 | 11.5 | 1 | 17 | 23.0 |
| Paul Piferi | 5 | 5 | 61 | 12.2 | 1 | 24 | 12.2 |
| Abdur-Rahmaan Yaseen | 3 | 5 | 93 | 18.6 | 0 | 43 | 31.0 |
| Kyle Bilodeau | 6 | 2 | 7 | 3.5 | 0 | 5 | 1.2 |
| Andrew Sowinski | 7 | 2 | 15 | 7.5 | 0 | 8 | 2.1 |
| Alex Maxwel | 12 | 1 | 9 | 9.0 | 0 | 9 | 0.8 |
| Jack Cravaack | 2 | 1 | 7 | 7.0 | 0 | 7 | 3.5 |
| Spencer Holstege | 13 | 1 | -3 | -3.0 | 0 | 0 | -0.2 |
| Marcellus Moore | 3 | 1 | 11 | 11.0 | 0 | 11 | 3.7 |
| Collin Sullivan | 13 | 1 | 4 | 4.0 | 0 | 4 | 0.3 |
| Deion Burks | 4 | 1 | 26 | 26.0 | 0 | 26 | 6.5 |
| Ja'Quez Cross | 3 | 1 | 6 | 6.0 | 0 | 6 | 2.0 |
| Total | 13 | 407 | 4620 | 11.4 | 35 | 75 | 355.4 |
| Opponents | 13 | 222 | 2713 | 12.2 | 18 | 62 | 208.7 |

Punt Returns

| Player | no. | yds | avg | td | lg |
|------------------|-----------|------------|------------|----------|-----------|
| TJ Sheffield | 14 | 109 | 7.8 | 0 | 15 |
| Jackson Anthrop | 4 | 14 | 3.5 | 0 | 9 |
| Andrew Sowinski | 2 | 0 | 0.0 | 0 | 0 |
| Total | 20 | 123 | 6.2 | 0 | 15 |
| Opponents | 13 | 83 | 6.4 | 0 | 41 |

Interceptions

| Player | no. | yds | avg | td | lg |
|------------------|-----------|------------|------------|----------|-----------|
| Cam Allen | 4 | 31 | 7.8 | 0 | 22 |
| Dedrick Mackey | 3 | 19 | 6.3 | 0 | 15 |
| Jalen Graham | 2 | 45 | 22.5 | 1 | 45 |
| Chris Jefferson | 1 | 0 | 0.0 | 0 | 0 |
| Jacob Wahlberg | 1 | 7 | 7.0 | 0 | 7 |
| Kieren Douglas | 1 | 5 | 5.0 | 0 | 5 |
| Zane Greene | 1 | 0 | 0.0 | 0 | 0 |
| Total | 13 | 107 | 8.2 | 1 | 45 |
| Opponents | 12 | 60 | 5.0 | 0 | 37 |

Kick Returns

| Player | no. | yds | avg | td | lg |
|------------------|-----------|------------|-------------|----------|-----------|
| TJ Sheffield | 7 | 75 | 10.7 | 0 | 20 |
| Jackson Anthrop | 6 | 73 | 12.2 | 0 | 17 |
| Marcellus Moore | 4 | 69 | 17.3 | 0 | 22 |
| Ben Furtney | 1 | 6 | 6.0 | 0 | 6 |
| Total | 18 | 223 | 12.4 | 0 | 22 |
| Opponents | 34 | 676 | 19.9 | 0 | 67 |

Fumble Returns

| Player | no. | yds | avg | td | lg |
|------------------|----------|----------|------------|----------|----------|
| George Karlaftis | 2 | 0 | 0.0 | 1 | 0 |
| Cam Allen | 1 | 0 | 0.0 | 0 | 0 |
| Prince Boyd Jr. | 1 | 0 | 0.0 | 0 | 0 |
| Total | 4 | 0 | 0.0 | 1 | 0 |
| Opponents | 7 | 0 | 0.0 | 0 | 0 |

Scoring

| Player | td | fg | PAT | | | | | | pts |
|------------------|-----------|--------------|--------------|----------|----------|----------|----------|----------|------------|
| | | | kick | rush | rcv | pass | dxp | saf | |
| Mitchell Fineran | - | 24-29 | 40-42 | - | - | - | - | - | 112 |
| Milton Wright | 7 | - | - | - | - | - | - | - | 42 |
| Payne Durham | 6 | - | - | - | 1 | - | - | - | 38 |
| David Bell | 6 | - | - | - | - | - | - | - | 36 |
| Jackson Anthrop | 5 | - | - | - | - | - | - | - | 30 |
| TJ Sheffield | 5 | - | - | - | - | - | - | - | 30 |
| Broc Thompson | 4 | - | - | - | - | - | - | - | 24 |
| Zander Horvath | 3 | - | - | - | - | - | - | - | 18 |
| King Doerue | 2 | - | - | - | - | - | - | - | 12 |
| Aidan O'Connell | 1 | - | - | - | - | 1 | - | - | 6 |
| Jalen Graham | 1 | - | - | - | - | - | - | - | 6 |
| George Karlaftis | 1 | - | - | - | - | - | - | - | 6 |
| Paul Piferi | 1 | - | - | - | - | - | - | - | 6 |
| Mershawn Rice | 1 | - | - | - | - | - | - | - | 6 |
| Dylan Downing | 1 | - | - | - | - | - | - | - | 6 |
| Total | 44 | 24-29 | 40-42 | 0 | 1 | 1 | 0 | 0 | 378 |
| Opponents | 36 | 13-21 | 34-34 | 0 | 1 | 1 | 0 | 0 | 291 |

Field Goals

| Player | fg | pct. | 01-19 | 20-29 | 30-39 | 40-49 | 50-99 | lg | blk |
|------------------|--------------|-------------|------------|------------|------------|------------|------------|-----------|----------|
| Mitchell Fineran | 24-29 | 82.8 | 0-0 | 11-11 | 11-16 | 2-2 | 0-0 | 49 | 0 |
| Opponents | 13-21 | 61.9 | 0-0 | 2-3 | 7-8 | 3-7 | 1-3 | 51 | 1 |

FG Sequence

| Team Name | Purdue | Opponents |
|--------------|------------------------|-------------------|
| Oregon St. | (49),(40),(23) | |
| Notre Dame | (34),(34) | (28),45,(30) |
| Illinois | (23),(30) | (51),(35),54,(45) |
| Minnesota | (36),(24),37 | (42),(38) |
| Indiana | (32) | 40 |
| Michigan St. | (29),(24),(23),(22) | 43 |
| Nebraska | 36,39 | (33) |
| Northwestern | 37,(32),(25),(22),(38) | 38 |
| Iowa | 32,(31) | 25 |
| Ohio St. | (32) | (30) |
| Tennessee | (24),(36),(29),(39) | (30),56 |
| UConn | | 49 |
| Wisconsin | | (37),(23),(43) |

Numbers in (parentheses) indicate field goal was made

Total Offense

| Player | g | plays | rush | pass | total | avg/g |
|------------------|-----------|------------|-------------|-------------|-------------|--------------|
| Aidan O'Connell | 12 | 464 | -120 | 3712 | 3592 | 299.3 |
| Jack Plummer | 9 | 154 | -3 | 864 | 861 | 95.7 |
| King Doerue | 12 | 135 | 533 | 0 | 533 | 44.4 |
| Zander Horvath | 8 | 91 | 320 | 0 | 320 | 40.0 |
| Dylan Downing | 13 | 44 | 178 | 0 | 178 | 13.7 |
| Jackson Anthrop | 13 | 24 | 83 | 0 | 83 | 6.4 |
| Austin Burton | 7 | 20 | 38 | 44 | 82 | 11.7 |
| David Bell | 11 | 3 | 39 | 0 | 39 | 3.5 |
| Ja'Quez Cross | 3 | 13 | 27 | 0 | 27 | 9.0 |
| Milton Wright | 12 | 3 | 11 | 0 | 11 | 0.9 |
| Marcellus Moore | 3 | 2 | 5 | 0 | 5 | 1.7 |
| Deion Burks | 4 | 2 | 3 | 0 | 3 | 0.8 |
| Michael Alaimo | 1 | 1 | -3 | 0 | -3 | -3.0 |
| TJ Sheffield | 12 | 1 | -4 | 0 | -4 | -0.3 |
| Team | 13 | 0 | -12 | 0 | -12 | -0.9 |
| Total | 13 | 967 | 1095 | 4620 | 5715 | 439.6 |
| Opponents | 13 | 857 | 2052 | 2713 | 4765 | 366.5 |

Punting

| Player | no. | yds | avg | lg | tb | fc | i20 | 50+ | blk |
|------------------|-----------|-------------|-------------|-----------|----------|-----------|-----------|-----------|----------|
| Jack Ansell | 44 | 1683 | 38.3 | 54 | 0 | 23 | 13 | 4 | 0 |
| Brendan Cropsey | 5 | 192 | 38.4 | 56 | 0 | 2 | 3 | 1 | 0 |
| Zac Collins | 2 | 77 | 38.5 | 39 | 0 | 1 | 1 | 0 | 0 |
| Team | 1 | 40 | 40.0 | 0 | 0 | 0 | 0 | 0 | 1 |
| Total | 52 | 1992 | 38.3 | 56 | 0 | 26 | 17 | 5 | 1 |
| Opponents | 63 | 2705 | 42.9 | 80 | 3 | 19 | 22 | 10 | 0 |

Kickoffs

| Player | no. | yds | avg | tb | ob | retn | net | ydln |
|-------------------|-----------|-------------|-------------|-----------|----------|-----------|-------------|-----------|
| Ben Freehill | 42 | 2549 | 60.7 | 15 | 1 | | | |
| Chris Van Eekeren | 33 | 1968 | 59.6 | 18 | 1 | | | |
| Mitchell Fineran | 5 | 298 | 59.6 | 0 | 0 | | | |
| Total | 80 | 4815 | 60.2 | 33 | 2 | 34 | 38.2 | 26 |
| Opponents | 61 | 3676 | 60.3 | 28 | 0 | 18 | 41 | 24 |



All Purpose

| Player | g | rush | rcv | pr | kr | ir | total | avg/g |
|----------------------|-----------|-------------|-------------|------------|------------|------------|-------------|--------------|
| David Bell | 11 | 39 | 1286 | 0 | 0 | 0 | 1325 | 120.5 |
| Milton Wright | 12 | 11 | 732 | 0 | 0 | 0 | 743 | 61.9 |
| Jackson Anthrop | 13 | 83 | 570 | 14 | 73 | 0 | 740 | 56.9 |
| King Doerue | 12 | 533 | 156 | 0 | 0 | 0 | 689 | 57.4 |
| TJ Sheffield | 12 | -4 | 325 | 109 | 75 | 0 | 505 | 42.1 |
| Payne Durham | 12 | 0 | 467 | 0 | 0 | 0 | 467 | 38.9 |
| Broc Thompson | 13 | 0 | 457 | 0 | 0 | 0 | 457 | 35.2 |
| Zander Horvath | 8 | 320 | 108 | 0 | 0 | 0 | 428 | 53.5 |
| Dylan Downing | 13 | 178 | 49 | 0 | 0 | 0 | 227 | 17.5 |
| Garrett Miller | 11 | 0 | 165 | 0 | 0 | 0 | 165 | 15.0 |
| Abdur-Rahmaan Yaseen | 3 | 0 | 93 | 0 | 0 | 0 | 93 | 31.0 |
| Marcellus Moore | 3 | 5 | 11 | 0 | 69 | 0 | 85 | 28.3 |
| Mershawn Rice | 3 | 0 | 69 | 0 | 0 | 0 | 69 | 23.0 |
| Paul Piferi | 5 | 0 | 61 | 0 | 0 | 0 | 61 | 12.2 |
| Jalen Graham | 13 | 0 | 0 | 0 | 0 | 45 | 45 | 3.5 |
| Austin Burton | 7 | 38 | 0 | 0 | 0 | 0 | 38 | 5.4 |
| Ja'Quez Cross | 3 | 27 | 6 | 0 | 0 | 0 | 33 | 11.0 |
| Cam Allen | 13 | 0 | 0 | 0 | 0 | 31 | 31 | 2.4 |
| Deion Burks | 4 | 3 | 26 | 0 | 0 | 0 | 29 | 7.3 |
| Dedrick Mackey | 12 | 0 | 0 | 0 | 0 | 19 | 19 | 1.6 |
| Andrew Sowinski | 7 | 0 | 15 | 0 | 0 | 0 | 15 | 2.1 |
| Alex Maxwel | 12 | 0 | 9 | 0 | 0 | 0 | 9 | 0.8 |
| Kyle Bilodeau | 6 | 0 | 7 | 0 | 0 | 0 | 7 | 1.2 |
| Jack Cravaack | 2 | 0 | 7 | 0 | 0 | 0 | 7 | 3.5 |
| Jacob Wahlberg | 10 | 0 | 0 | 0 | 0 | 7 | 7 | 0.7 |
| Ben Furtney | 11 | 0 | 0 | 0 | 6 | 0 | 6 | 0.5 |
| Kieren Douglas | 13 | 0 | 0 | 0 | 0 | 5 | 5 | 0.4 |
| Collin Sullivan | 13 | 0 | 4 | 0 | 0 | 0 | 4 | 0.3 |
| Spencer Holstege | 13 | 0 | -3 | 0 | 0 | 0 | -3 | -0.2 |
| Michael Alaimo | 1 | -3 | 0 | 0 | 0 | 0 | -3 | -3.0 |
| Jack Plummer | 9 | -3 | 0 | 0 | 0 | 0 | -3 | -0.3 |
| Aidan O'Connell | 12 | -120 | 0 | 0 | 0 | 0 | -120 | -10.0 |
| Team | 13 | -12 | 0 | 0 | 0 | 0 | -12 | -0.9 |
| Total | 13 | 1095 | 4620 | 123 | 223 | 107 | 6168 | 474.5 |
| Opponents | 13 | 2052 | 2713 | 83 | 676 | 60 | 5584 | 429.5 |

| ## | Player | GP-GS | OSU | UConn | ND | Illini | MINN | Iowa | Wisc | Nebr | MSU | OSU | NU | IND | UT |
|----|----------------------|-------|-------|-------|-------|--------|-------|-------|-------|-------|-------|-------|-------|-------|-------|
| 0 | Milton Wright | 12/12 | START | START | START | START | START | START | START | START | START | START | START | START | ... |
| 1 | Dedrick Mackey | 12/12 | START | START | START | START | START | START | START | START | START | START | START | START | ... |
| 1 | Michael Alaimo | 1/0 | ... | XXX | ... | ... | ... | ... | ... | ... | ... | ... | ... | ... | ... |
| 2 | Abdur-Rahmaan Yaseen | 3/0 | ... | ... | XXX | XXX | XXX | ... | ... | ... | ... | ... | ... | ... | ... |
| 3 | David Bell | 11/11 | START | START | START | ... | START | START | START | START | START | START | START | START | ... |
| 4 | Marvin Grant | 13/13 | START | START | START | START | START | START | START | START | START | START | START | START | START |
| 5 | George Karlaftis | 12/12 | START | START | START | START | START | START | START | START | START | START | START | START | ... |
| 6 | Jalen Graham | 13/13 | START | START | START | START | START | START | START | START | START | START | START | START | START |
| 7 | Jamari Brown | 13/11 | XXX | XXX | START | START | START | START | START | START | START | START | START | START | START |
| 8 | TJ Sheffield | 12/3 | ... | XXX | XXX | START | XXX | XXX | XXX | XXX | START | XXX | XXX | XXX | START |
| 9 | Mershawn Rice | 3/0 | XXX | XXX | XXX | ... | ... | ... | ... | ... | ... | ... | ... | ... | ... |
| 10 | Cam Allen | 13/13 | START | START | START | START | START | START | START | START | START | START | START | START | START |
| 11 | Jack Albers | 13/0 | XXX | XXX | XXX | XXX | XXX | XXX | XXX | XXX | XXX | XXX | XXX | XXX | XXX |
| 12 | Austin Burton | 7/0 | ... | XXX | ... | ... | XXX | XXX | XXX | XXX | XXX | ... | ... | XXX | ... |
| 12 | Jah'von Grigsby | 0/0 | ... | ... | ... | ... | ... | ... | ... | ... | ... | ... | ... | ... | ... |
| 13 | Jack Plummer | 9/4 | START | START | START | START | ... | XXX | XXX | ... | XXX | XXX | ... | XXX | ... |
| 14 | Yanni Karlaftis | 4/0 | ... | XXX | ... | ... | ... | ... | ... | XXX | ... | ... | XXX | ... | XXX |
| 15 | DaMarcus Mitchell | 12/0 | XXX | XXX | XXX | XXX | XXX | XXX | XXX | ... | XXX | XXX | XXX | XXX | XXX |
| 16 | Aidan O'Connell | 12/9 | ... | XXX | XXX | XXX | START | START | START | START | START | START | START | START | START |
| 17 | Chris Jefferson | 12/0 | XXX | XXX | ... | XXX | XXX | XXX | XXX | XXX | XXX | XXX | XXX | XXX | XXX |
| 17 | Christian Gelov | 0/0 | ... | ... | ... | ... | ... | ... | ... | ... | ... | ... | ... | ... | ... |
| 18 | Deion Burks | 4/0 | ... | XXX | ... | XXX | XXX | ... | ... | ... | ... | ... | ... | ... | XXX |
| 20 | O.C. Brothers | 12/0 | XXX | XXX | XXX | XXX | XXX | XXX | XXX | XXX | XXX | XXX | XXX | XXX | ... |
| 21 | Sanoussi Kane | 13/1 | XXX | XXX | XXX | XXX | XXX | XXX | XXX | XXX | XXX | XXX | XXX | XXX | START |
| 21 | Andrew Hobson | 0/0 | ... | ... | ... | ... | ... | ... | ... | ... | ... | ... | ... | ... | ... |
| 22 | King Doerue | 12/6 | XXX | XXX | START | ... | START | START | START | START | XXX | START | XXX | XXX | XXX |
| 23 | Cory Trice | 2/2 | START | START | ... | ... | ... | ... | ... | ... | ... | ... | ... | ... | ... |
| 24 | Mitchell Fineran | 13/0 | XXX | XXX | XXX | XXX | XXX | XXX | XXX | XXX | XXX | XXX | XXX | XXX | XXX |
| 24 | Sampson James | 0/0 | ... | ... | ... | ... | ... | ... | ... | ... | ... | ... | ... | ... | ... |
| 24 | Nyles Beverly | 0/0 | ... | ... | ... | ... | ... | ... | ... | ... | ... | ... | ... | ... | ... |
| 25 | Marcellus Moore | 3/0 | XXX | XXX | XXX | ... | ... | ... | ... | ... | ... | ... | ... | ... | ... |
| 26 | Brandon Calloway | 0/0 | ... | ... | ... | ... | ... | ... | ... | ... | ... | ... | ... | ... | ... |
| 26 | Andrew Sowinski | 7/0 | ... | XXX | ... | ... | ... | ... | XXX | XXX | ... | XXX | XXX | XXX | XXX |
| 27 | Anthony Romphf | 7/1 | START | XXX | ... | XXX | XXX | ... | ... | ... | ... | XXX | ... | XXX | XXX |
| 28 | Zac Collins | 2/0 | ... | XXX | ... | ... | ... | ... | ... | ... | ... | ... | ... | XXX | ... |
| 28 | Ja'Quez Cross | 3/1 | ... | XXX | ... | START | XXX | ... | ... | ... | ... | ... | ... | ... | ... |
| 29 | Broc Thompson | 13/2 | XXX | XXX | XXX | START | XXX | XXX | XXX | XXX | XXX | XXX | XXX | XXX | START |
| 29 | Rickey Smith | 0/0 | ... | ... | ... | ... | ... | ... | ... | ... | ... | ... | ... | ... | ... |
| 30 | Jack Ansell | 12/0 | XXX | XXX | XXX | XXX | XXX | XXX | XXX | XXX | XXX | XXX | XXX | ... | XXX |
| 30 | Ryan Brandt | 3/0 | ... | ... | ... | ... | ... | ... | ... | ... | ... | ... | XXX | XXX | XXX |
| 31 | Nick Zecchino | 13/0 | XXX | XXX | XXX | XXX | XXX | XXX | XXX | XXX | XXX | XXX | XXX | XXX | XXX |
| 32 | Elijah Ball | 4/0 | XXX | XXX | ... | ... | ... | ... | ... | ... | ... | ... | ... | XXX | XXX |
| 33 | Jackson Anthrop | 13/8 | START | XXX | START | START | START | XXX | XXX | XXX | START | START | START | XXX | START |
| 34 | Damarjhe Lewis | 12/3 | XXX | XXX | START | XXX | XXX | XXX | START | XXX | XXX | XXX | ... | XXX | START |
| 34 | Ben Van Noord | 0/0 | ... | ... | ... | ... | ... | ... | ... | ... | ... | ... | ... | ... | ... |
| 35 | Antonio Stevens | 0/0 | ... | ... | ... | ... | ... | ... | ... | ... | ... | ... | ... | ... | ... |
| 35 | Hayden Parise | 0/0 | ... | ... | ... | ... | ... | ... | ... | ... | ... | ... | ... | ... | ... |
| 36 | Jaylan Alexander | 13/13 | START | START | START | START | START | START | START | START | START | START | START | START | START |
| 37 | Jacob Wahlberg | 10/0 | XXX | XXX | ... | XXX | XXX | XXX | XXX | ... | XXX | ... | XXX | XXX | XXX |
| 37 | Caleb Lahey | 0/0 | ... | ... | ... | ... | ... | ... | ... | ... | ... | ... | ... | ... | ... |
| 38 | Dylan Downing | 13/1 | XXX | XXX | XXX | XXX | XXX | XXX | XXX | START | XXX | XXX | XXX | XXX | XXX |
| 39 | Ben Freehill | 6/0 | ... | ... | ... | ... | ... | ... | ... | XXX | XXX | XXX | XXX | XXX | XXX |
| 39 | Will Chapman | 1/0 | ... | ... | ... | ... | ... | ... | ... | ... | ... | ... | ... | ... | XXX |
| 40 | Zander Horvath | 8/5 | START | START | ... | ... | ... | ... | ... | XXX | XXX | XXX | START | START | START |
| 40 | Hayden Ellinger | 0/0 | ... | ... | ... | ... | ... | ... | ... | ... | ... | ... | ... | ... | ... |
| 41 | Khali Saunders | 8/0 | XXX | ... | ... | XXX | XXX | ... | ... | XXX | XXX | ... | XXX | XXX | XXX |
| 41 | Caleb Krockover | 0/0 | ... | ... | ... | ... | ... | ... | ... | ... | ... | ... | ... | ... | ... |
| 42 | Clyde Washington | 13/0 | XXX | XXX | XXX | XXX | XXX | XXX | XXX | XXX | XXX | XXX | XXX | XXX | XXX |
| 43 | Kieren Douglas | 13/12 | XXX | START | START | START | START | START | START | START | START | START | START | START | START |
| 44 | Kydran Jenkins | 13/11 | START | START | START | START | START | START | START | START | START | START | XXX | XXX | START |



GAME 1 NOTES • Purdue vs. Penn State

| # | Player | GP-GS | OSU | UConn | ND | Illini | MINN | Iowa | Wisc | Nebr | MSU | OSU | NU | IND | UT |
|----|----------------------------|-------|-------|-------|-------|--------|-------|-------|-------|-------|-------|-------|-------|-------|-------|
| 45 | Byron Hubbard II | 0/0 | ... | ... | ... | ... | ... | ... | ... | ... | ... | ... | ... | ... | ... |
| 45 | Devin Mockobee | 0/0 | ... | ... | ... | ... | ... | ... | ... | ... | ... | ... | ... | ... | ... |
| 46 | Ben Furtney | 11/0 | ... | ... | XXX | XXX | XXX | XXX | XXX | XXX | XXX | XXX | XXX | XXX | XXX |
| 47 | Jeff Marks | 3/0 | ... | ... | ... | ... | ... | ... | ... | ... | ... | ... | XXX | XXX | XXX |
| 47 | Brendan Cropsey | 3/0 | ... | XXX | XXX | ... | ... | ... | ... | ... | ... | ... | ... | XXX | ... |
| 48 | Kyle Bilodeau | 6/0 | ... | XXX | XXX | XXX | XXX | ... | XXX | ... | ... | ... | ... | XXX | ... |
| 48 | Tristan Cox | 2/0 | ... | ... | ... | XXX | ... | ... | ... | ... | ... | ... | ... | XXX | ... |
| 49 | Zane Greene | 12/0 | XXX | XXX | ... | XXX | XXX | XXX | XXX | XXX | XXX | XXX | XXX | XXX | XXX |
| 50 | Sulaiman Kpaka | 0/0 | ... | ... | ... | ... | ... | ... | ... | ... | ... | ... | ... | ... | ... |
| 51 | Nick Taylor | 1/0 | ... | XXX | ... | ... | ... | ... | ... | ... | ... | ... | ... | ... | ... |
| 52 | Zac Tuinei | 8/0 | XXX | ... | XXX | XXX | XXX | XXX | XXX | ... | ... | ... | ... | XXX | XXX |
| 53 | Gus Hartwig | 13/13 | START | START | START | START | START | START | START | START | START | START | START | START | START |
| 54 | Ben Kreul | 10/0 | XXX | ... | ... | XXX | XXX | XXX | XXX | ... | XXX | XXX | XXX | XXX | XXX |
| 54 | Josh Kaltenberger | 13/0 | XXX | XXX | XXX | XXX | XXX | XXX | XXX | XXX | XXX | XXX | XXX | XXX | XXX |
| 56 | Khrodae Sydnor | 2/0 | ... | ... | ... | ... | XXX | ... | ... | ... | ... | ... | ... | XXX | ... |
| 57 | Chris Van Eekeren | 7/0 | XXX | XXX | XXX | XXX | XXX | XXX | ... | ... | ... | ... | XXX | ... | ... |
| 58 | Branson Deen | 12/11 | START | START | XXX | START | START | START | START | START | START | START | START | START | ... |
| 59 | Dave Monnot III | 4/0 | ... | ... | ... | XXX | XXX | XXX | XXX | ... | ... | ... | ... | ... | ... |
| 61 | Aaron Roberts | 0/0 | ... | ... | ... | ... | ... | ... | ... | ... | ... | ... | ... | ... | ... |
| 62 | Ben Kuhns | 0/0 | ... | ... | ... | ... | ... | ... | ... | ... | ... | ... | ... | ... | ... |
| 63 | Marcus Mbow | 4/0 | ... | XXX | ... | ... | ... | ... | ... | XXX | ... | ... | ... | XXX | XXX |
| 64 | Mahamane Moussa | 4/0 | ... | XXX | XXX | ... | ... | ... | ... | XXX | ... | ... | ... | ... | XXX |
| 65 | Jaelin Alstott-VanDeVanter | 0/0 | ... | ... | ... | ... | ... | ... | ... | ... | ... | ... | ... | ... | ... |
| 67 | Gus German | 0/0 | ... | ... | ... | ... | ... | ... | ... | ... | ... | ... | ... | ... | ... |
| 68 | Cam Craig | 12/2 | XXX | XXX | XXX | ... | XXX | XXX | XXX | START | XXX | XXX | XXX | XXX | START |
| 69 | Greg Long | 12/11 | START | START | START | START | START | START | START | XXX | START | START | START | START | ... |
| 70 | Zach Richards | 0/0 | ... | ... | ... | ... | ... | ... | ... | ... | ... | ... | ... | ... | ... |
| 71 | Nalin Fox | 0/0 | ... | ... | ... | ... | ... | ... | ... | ... | ... | ... | ... | ... | ... |
| 72 | Sam Garvin | 2/0 | ... | ... | ... | ... | ... | ... | ... | ... | ... | ... | XXX | XXX | ... |
| 74 | Eric Miller | 13/13 | START | START | START | START | START | START | START | START | START | START | START | START | START |
| 75 | Spencer Holstege | 13/13 | START | START | START | START | START | START | START | START | START | START | START | START | START |
| 77 | DJ Washington | 2/0 | XXX | XXX | ... | ... | ... | ... | ... | ... | ... | ... | ... | ... | ... |
| 78 | Tyler Witt | 13/13 | START | START | START | START | START | START | START | START | START | START | START | START | START |
| 79 | Jared Bycznski | 9/0 | ... | XXX | ... | ... | ... | XXX | XXX | XXX | XXX | XXX | XXX | XXX | XXX |
| 80 | Cam Childers | 1/0 | ... | XXX | ... | ... | ... | ... | ... | ... | ... | ... | ... | ... | ... |
| 81 | Collin Sullivan | 13/0 | XXX | XXX | XXX | XXX | XXX | XXX | XXX | XXX | XXX | XXX | XXX | XXX | XXX |
| 82 | Drew Biber | 2/0 | ... | ... | ... | ... | ... | ... | ... | ... | ... | ... | ... | XXX | XXX |
| 83 | Jack Cravaack | 2/0 | XXX | XXX | ... | ... | ... | ... | ... | ... | ... | ... | ... | ... | ... |
| 84 | Edward Dellinger | 0/0 | ... | ... | ... | ... | ... | ... | ... | ... | ... | ... | ... | ... | ... |
| 84 | Preston Terrell | 4/0 | ... | ... | ... | ... | ... | ... | ... | XXX | ... | ... | XXX | XXX | XXX |
| 85 | Alex Maxwel | 12/0 | XXX | XXX | ... | XXX | XXX | XXX | XXX | XXX | XXX | XXX | XXX | XXX | XXX |
| 86 | Kory Taylor | 4/0 | ... | ... | ... | XXX | XXX | ... | ... | ... | ... | ... | ... | XXX | XXX |
| 87 | Payne Durham | 12/10 | START | START | START | XXX | ... | START | START | START | XXX | START | START | START | START |
| 88 | Garrett Miller | 11/4 | XXX | START | XXX | XXX | START | START | ... | ... | XXX | XXX | XXX | START | XXX |
| 89 | Paul Piferi | 5/1 | ... | ... | ... | ... | XXX | ... | XXX | XXX | START | ... | ... | XXX | ... |
| 90 | Lawrence Johnson | 13/13 | START | START | START | START | START | START | START | START | START | START | START | START | START |
| 91 | Dontay Hunter II | 0/0 | ... | ... | ... | ... | ... | ... | ... | ... | ... | ... | ... | ... | ... |
| 91 | Ben Buechel | 2/0 | ... | ... | ... | ... | XXX | ... | ... | ... | XXX | ... | ... | ... | ... |
| 92 | Bryce Austin | 9/0 | ... | XXX | ... | XXX | XXX | XXX | XXX | XXX | XXX | XXX | XXX | ... | ... |
| 93 | Prince Boyd Jr. | 6/0 | XXX | ... | ... | XXX | ... | XXX | ... | ... | ... | ... | XXX | XXX | XXX |
| 94 | Robert McWilliams III | 1/0 | ... | ... | ... | ... | ... | ... | ... | ... | ... | ... | ... | XXX | ... |
| 95 | Joe Anderson | 5/0 | ... | XXX | ... | XXX | ... | ... | ... | ... | ... | ... | XXX | XXX | XXX |
| 96 | Hunter MacDonald | 0/0 | ... | ... | ... | ... | ... | ... | ... | ... | ... | ... | ... | ... | ... |
| 97 | Semisi Fakasiieiki | 0/0 | ... | ... | ... | ... | ... | ... | ... | ... | ... | ... | ... | ... | ... |
| 98 | Greg Hudgins III | 2/0 | ... | ... | ... | ... | ... | ... | ... | ... | ... | ... | ... | XXX | XXX |
| 99 | Jack Sullivan | 13/3 | XXX | XXX | XXX | XXX | XXX | XXX | XXX | XXX | XXX | XXX | START | START | START |

