



UTAH FOOTBALL

#GoUtes

@Utah_Football

@UtahFootball

/UtahFootball

2022 UTAH FOOTBALL ROSE BOWL GUIDE // GAME 14 vs. PENN STATE

#8 UTAH UTES | 10-3, 7-2 Pac-12

Head Coach: Kyle Whittingham (18th Year)
Career Record: 154-73 | **at Utah:** 154-73



vs.



#11 PENN STATE | 10-2, 7-2 Big Ten

Head Coach: James Franklin (9th Year)
Career Record: 101-51 | **at PSU:** 77-36

vs. Penn State

3 p.m. MT | Jan. 2, 2022 | Pasadena, Calif.

TV: ESPN (Chris Fowler, Kirk Herbstreit, Holly Rowe)

Local Radio: ESPN 700 (Bill Riley, Scott Mitchell, Stevenson Sylvester)

Sirius XM: 84 Sirius XM, 84 App

Live Stats: UtahUtes.com

#8 UTAH SCHEDULE (10-3, 7-2 Pac-12)

9/3	at Florida	L	29-26
9/10	Southern Utah	W	73-7
9/17	San Diego State	W	35-7
9/24	at Arizona State*	W	34-13
10/1	Oregon State*	W	42-16
10/8	at #18 UCLA*	L	42-32
10/15	#7 USC*	W	43-42
10/27	at Washington State*	W	21-17
11/5	Arizona*	W	45-20
11/12	Stanford*	W	42-7
11/19	at #12 Oregon*	L	20-17
11/26	at Colorado*	W	63-21
12/2	vs. #4 USC**	W	47-24
1/2	vs. #11 Penn State\$	3 p.m.	ESPN

#11 PENN STATE SCHEDULE (10-2, 7-2 Big Ten)

9/1	at Purdue*	W	35-31
9/10	Ohio	W	46-10
9/17	at Auburn	W	41-12
9/24	Central Michigan	W	33-14
10/1	Northwestern*	W	17-7
10/15	at #5 Michigan*	L	41-17
10/22	Minnesota*	W	45-17
10/29	#2 Ohio State*	L	44-31
11/5	at Indiana*	W	45-14
11/12	Maryland*	W	30-0
11/19	at Rutgers*	W	55-10
11/26	Michigan State*	W	35-16
1/2	vs. #8 Utah\$	3 p.m.	ESPN

All Times MT | *Regular Season Conference

**Conference Championship | \$Rose Bowl



THE GAME

For the second-straight season, the No. 8 University of Utah Football team is set for a top-15 battle in the Rose Bowl, taking on the No. 11 Penn State Nittany Lions on Monday, Jan. 2. The 109th Rose Bowl Game will kick off at 2 p.m. PT/3 p.m. MT on ESPN.

FOLLOW ALONG

Fans can get behind the scenes views and live updates leading up to and during the Rose Bowl on social media by following the Utes on Twitter (@Utah_Football | @UtahAthletics) and Instagram (@UtahFootball | @UtahAthletics), and by visiting www.UtahUtes.com. Fans can also search #GOUTES and #UBOYZ on social media for conversations about Utah Football.

GOING BOWLING

For the 16th time under head coach Kyle Whittingham, the Utes became bowl eligible and will play in their fourth New Year's Six Bowl, which includes back-to-back years in the Rose Bowl. Utah is 17-7 all-time in bowl games with Whittingham holding an 11-4 record, which ranks second among active coaches and inside the top-10 all-time. Utah is 3-1 in New Year's Six bowls, beating Pittsburgh (35-7) in the 2005 Fiesta Bowl and Alabama (31-17) in the 2009 Sugar Bowl.

NEED TO KNOWS

- Utah became the third team in Pac-12 Conference history to win back-to-back Pac-12 Championship games (Utah, 2022, '21; Stanford, 2012, '13; Oregon, 2019; '20).
- The Utes have seven 10-win seasons under Kyle Whittingham (2008, '09, '10, '15, '19, '21, '22).
- Utah has nine consecutive years of winning seasons, including 2022, dating back to 2014. The Utes have finished with a winning record in 16 of Whittingham's 18 years.
- Utah is 25-15 in games when ranked in the CFP Poll since the CFP's inception in 2014.
- The Utes led the Pac-12 this season in first downs offense (342), rushing defense (1070), scoring defense (20.4), team sacks (2.92) and tackles for loss (6.4), time of possession (33:33), total defense (325.3) and total offense (472.7).
- Utah is one of five Power Five teams that rank in the top-20 in both total offense and defense with Utah ranking 17th and 19th in the FBS, respectively.
- The Utes are only allowing 0.69 sacks per game this year, which ranks sixth in the FBS.
- Utah has kept opponents to under 100 yards rushing in five of the last six games and seven times overall this season.
- Utah has scored 30+ points in 10 of its 13 games this season, ranking eighth in the FBS in scoring offense with 40.0 points per game.

FINAL PAC-12 STANDINGS

Team	Pac-12	Overall
USC	8-1	11-2
Utah	7-2	10-3
Washington	7-2	10-2
Oregon	7-2	9-3
UCLA	6-3	9-3
Oregon State	6-3	9-3
Washington State	4-5	7-5
Arizona	3-6	5-7
California	2-7	4-8
Arizona State	2-7	3-9
Colorado	1-8	1-11
Stanford	1-8	3-9



TABLE OF CONTENTS

Page 2.....	Quick Facts/Stat Rankings	Page 25.....	Special Teams Player Quick Hits
Page 3.....	Coach Whittingham	Page 26.....	Player Game-By-Game
Page 4.....	Depth Chart	Page 31.....	The Last Time
Page 5.....	Roster	Page 33.....	Explosive Plays
Page 7.....	Game Notes	Page 34.....	Starters/Participation
Page 16.....	2022 Awards	Page 36.....	Season Statistics
Page 17.....	Offensive Player Quick Hits	Page 53.....	Rankings History
Page 21.....	Defensive Player Quick Hits	Page 57.....	Record Book

MEDIA AVAILABILITY (DEC. 28-JAN. 2)

WEDNESDAY, DEC. 28	THURSDAY, DEC. 29	FRIDAY, DEC. 30	SATURDAY, DEC. 31	SUNDAY, JAN. 1	MONDAY, JAN. 2
Disneyland Parade & Media Session Kyle Whittingham, Cameron Rising, Devaughn Vele, R.J. Hubert, Devin Kaufusi	Defensive Media: Morgan Scalley, Gabe Reid, R.J. Hubert, Cole Bishop, Junior Tafuna, Karene Reid	Offensive Media: Andy Ludwig, Cameron Rising, Thomas Yassmin, Braeden Daniels, Devaughn Vele, Micah Bernard	Media Day At Rose Bowl: Kyle Whittingham, Ja'Quinden Jackson, Keaton Bills, Lander Barton, Mohamoud Diabate	Head Coaches Press Conference: Kyle Whittingham	GAME DAY! vs. Penn State TV: ESPN TIME: 3 p.m. MT

QUICK FACTS

Location	Salt Lake City, Utah
Founded	1850
Enrollment	34,462
President	Taylor R. Randall
Director of Athletics	Mark Harlan
Conference	Pac-12
Nickname	Utes
Mascot	Swoop
Colors	Red & White
Stadium	Rice-Eccles Stadium (51,144)
Website	UtahUtes.com

TEAM INFORMATION

2022 Record	10-3
2022 Pac-12 Record	7-2
Offense	Spread
Defense	4-2

HISTORY

First Year of Football	1892
All-Time Record	711-476-31 (.596)
Home	430-193-16 (.685)
Rice-Eccles Stadium (1998-present)	112-36 (.756)
Road	256-261-12 (.495)
Neutral	25-22-3 (.505)
Conference	440-256-19 (.629)
Pac-12 Conference	60-44 (.576)
Bowl Games	17-7 (.708)
Homecoming	63-34 (.649)
Conference Championships	28
Pac-12 Championships	2 (2021, 2022)
Pac-12 South Titles	4 (2021, 2019, 2018, 2015)

COACHING STAFF POSITION (Game Day Location)

Kyle Whittingham	Head Coach (Field)
Morgan Scalley	Defensive Coordinator/Safeties (Field)
Andy Ludwig	Offensive Coordinator/Quarterbacks (Booth)
Jim Harding	Assistant Head Coach/Offensive Line (Field)
Sharrieff Shah	Cornerbacks/ST Coordinator (Field)
Chad Bumphis	Wide Receivers (Field)
Freddie Whittingham	Tight Ends/Recruiting Coordinator (Field)
Quinton Ganther	Running Backs (Field)
Lewis Powell	Defensive Ends (Field)
Luther Elliss	Defensive Tackles (Field)
Colton Swan	Linebackers (Field)

NCAA/CONFERENCE STATISTICAL RANKINGS

Category	UTAH			PSU		
	FBS Rank	Pac-12	Value	FBS Rank	Big Ten	Value
3rd Down Conversion %	8	4	49.7%	93	11	36.5%
3rd Down Conversion % Defense	9	1	29.6%	13	4	30.6%
4th Down Conversion %	20	3	63.0%	6	2	72.4%
4th Down Conversion % Defense	14	2	37.9%	74	8	51.9%
Fewest Penalties	22	2	59	37	7	66
Fewest Penalty Yards Per Game	20	2	41.38	49	7	49.58
First Downs Defense	17	1	206	22	7	212
First Downs Offense	2	1	342	55	5	263
Kickoff Return Defense	84	7	21.24	61	7	19.63
Kickoff Returns	95	9	18.43	23	2	22.29
Net Punting	80	7	37.60	28	6	40.58
Passing Offense	45	9	252.5	48	4	250.3
Passing Yards Allowed	58	2	218.3	49	9	212.8
Punt Return Defense	2	1	0.60	63	8	6.79
Punt Returns	65	6	7.55	112	12	4.59
Red Zone Defense	93	10	87.5%	7	1	71.8%
Red Zone Offense	74	8	82.9%	22	5	89.6%
Rushing Defense	16	1	107.0	14	5	105.1
Rushing Offense	10	2	220.2	43	4	182.1
Scoring Defense	25	2	20.4	9	5	18.0
Scoring Offense	8	3	40.0	19	3	35.8
Team Passing Efficiency	23	5	154.04	38	3	145.36
Team Passing Efficiency Defense	69	3	130.64	2	2	104.00
Team Sacks	17	1	2.92	9	1	3.08
Team Tackles For Loss	42	1	6.4	7	1	7.9
Time of Possession	6	1	33:33	37	5	31:05
Total Defense	19	1	325.3	16	7	317.8
Total Offense	17	5	472.7	33	3	432.4
Turnover Margin	21	3	0.62	12	2	0.75
Turnovers Gained	11	2	24	11	2	24



UTAH ATHLETICS COMMUNICATIONS CONTACTS

Jordie Lindley (Assistant AD, Primary Football) • (C) 801-647-8174 • Email: jlindley@huntsman.utah.edu
 Ryan Gallant (Associate Dir.) • (C) 801-554-8545 • Email: rgallant@huntsman.utah.edu



HEAD COACH KYLE WHITTINGHAM

Record at Utah: 154-73 (18th year)
Career Record: Same
Bowl Win %: 73% (11-4)
 2008 National Coach of the Year, 2019 AFCA Region Coach of the Year, 2019/2021 Pac-12 Coach of the Year, 2019 Dodd Trophy Award Winner
Overall Year at Utah: 29th (1994-2004, Asst; 2005-present HC)
Total Wins at Utah (Asst. & HC): 239 (most in school history)
Alma Mater: BYU (1984, bachelor's; 1987 master's)



Kyle Whittingham, the longest-tenured coach in the Pac-12 Conference and the second-longest tenured head coach at the same school in the NCAA FBS, is in his 18th season at the helm at Utah in 2022, where he boasts a 154-73 record as the all-time wins leader.

- Including 11 seasons as a Ute assistant coach, he has contributed to more victories (239) than any coach in program history.
- He has coached in 353 games at Utah and 227 as the head coach.
- His 154 career wins, which passed Ike Armstrong (141-55-15 in 211 games from 1925-49) for the all-time wins number, ranks third among active FBS coaches at the same school and in the top-15 among active FBS coaches overall (most in the Pac-12).
- Utah has finished with a winning record in 16 of his 18 years as head coach, including in nine straight.
- Whittingham has led the Utes to back-to-back Pac-12 titles (2021, 2022) with the Utes also winning at least a share of the Pac-12 South title four times before divisions were dissolved in 2022 (2021, 2019, 2018, 2015 - share).
- He has won three National Coach of the Year recognitions – two in 2008 and one in 2019. He was the AFCA Coach of the Year and Bear Bryant Award winner in 2008, and the Dodd Trophy Coach of the Year in 2019.
- In 2019 he also won AFCA Regional Coach of the Year and was a finalist for the AFCA Coach of the Year and Bear Bryant Award. He has also won Pac-12 Coach of the Year twice (2019, 2021).
- In 2021, Whittingham was a finalist for the Bear Bryant Award and the Eddie Robinson Coach of the Year award.
- The Utes appeared in every weekly CFP top-25 for the first three years of the system (2014-16) and have tied for the seventh-most appearances of any school with 41 total.
- Utah has finished in the CFP top-25 in seven seasons: No. 22 in 2014 and 2015, No. 19 in 2016, No. 17 in 2018, No. 11 in 2019, No. 11 in 2021 and No. 8 in 2022.
- The Utes have also made the final AP top-25 seven times and the final Coaches' poll eight times under Whittingham.
- Whittingham's teams have also performed well against AP top-25 teams, recording 21 wins against ranked opponents, including top-10 victories over No. 4 Alabama (2009), No. 5 Stanford (2013), No. 8 UCLA (2014), No. 4 Oregon in the regular season in 2021, again when the Ducks were ranked No. 10 in the Pac-12 Championship game, vs. No. 7 USC in the regular season in 2022, and again against the Trojans when they were ranked No. 4 in the 2022 Pac-12 Championship game.
- Whittingham also has a winning record against the ACC (7-1), Big Ten (4-2) and the Big 12 (5-4).

WHITTINGHAM'S YEAR-BY-YEAR RECORD

Year	School	Overall	P12	Bowl	Year	School	Overall	P12	Bowl
2004*	Utah	1-0	--	Fiesta/W	2014	Utah	9-4	5-4	Las Vegas/W
2005	Utah	7-5	--	Emerald/W	2015	Utah	10-3	6-3	Las Vegas/W
2006	Utah	8-5	--	Armed Forces/W	2016	Utah	9-4	5-4	Foster Farms/W
2007	Utah	9-4	--	Poinsettia/W	2017	Utah	7-6	3-6	Heart of Dallas/W
2008	Utah	13-0	--	Sugar/W	2018	Utah	9-5	6-3	Holiday/L
2009	Utah	10-3	--	Poinsettia/W	2019	Utah	11-3	8-1	Alamo/L
2010	Utah	10-3	--	Las Vegas/L	2020	Utah	3-2	3-2	--
2011	Utah	8-5	4-5	Sun/W	2021	Utah	10-4	8-1	Rose Bowl/L
2012	Utah	5-7	3-6	--	2022	Utah	10-3	7-2	Rose Bowl/--
2013	Utah	5-7	2-7	--	*Co-Head Coach in the 2005 Fiesta Bowl				

WHITTINGHAM'S RECORD vs. OPPONENTS

Air Force.....	5-1	Idaho State	2-0	Northern Illinois.....	2-0	TCU	3-3
Alabama.....	1-0	Indiana	1-0	Northwestern	0-1	Tulsa	1-0
Arizona.....	8-4	Iowa State.....	1-0	Notre Dame.....	0-1	UCLA.....	8-5
Arizona State.....	5-6	Louisville.....	2-0	Ohio State.....	0-1	UNLV.....	5-1
Boise State	0-2	Michigan	3-0	Oregon.....	4-7	USC	6-7
BYU.....	11-4	Montana State	1-0	Oregon State	8-4	Utah State.....	7-1
California.....	4-2	Navy.....	1-0	Pittsburgh.....	3-0	Washington	2-7
Colorado.....	10-2	New Mexico	4-2	San Diego State.....	6-2	Washington State	6-4
Colorado State.....	6-1	North Carolina.....	0-1	San Jose State	4-0	Weber State	4-0
Florida	0-1	North Dakota	1-0	Southern Utah.....	2-0	West Virginia	1-0
Fresno State	2-0	Northern Arizona.....	1-0	Stanford.....	5-1	Wyoming.....	5-1
Georgia Tech.....	2-0	Northern Colorado.....	1-0	Texas	0-1	Totals.....	154-73

DEPTH CHART

OFFENSE			DEFENSE			SPECIAL TEAMS		
LEFT TACKLE	GP	GS	LEFT END	GP	GS	KICKER	GP	GS
71 Braeden Daniels (6-4, 297, Jr.)	48	42	83 Jonah Elliss (6-2, 241, So.) OR	25	8	67 Jordan Noyes (5-10, 196, So.)	29	0
76 Zereoue Williams (6-8, 302, R-Fr.)	15	0	47 Miki Suguturaga (6-4, 264, So.)	24	8	40 Joey Cheek (5-10, 200, Fr.)	0	0
LEFT GUARD	GP	GS	LEFT TACKLE	GP	GS	PUNTER	GP	GS
51 Keaton Bills (6-4, 314, So.)	32	24	58 Junior Tafuna (6-3, 300, So.)	26	24	34 Jack Bouwmeester (6-2, 194, Jr.)	13	0
73 Tanoa Togiai (6-6, 318, R-Fr.)	11	0	77 Simote Pepa (6-3, 345, R-Fr.)	17	1	61 Michael Williams (6-0, 193, Jr.)	27	0
CENTER	GP	GS	RIGHT TACKLE	GP	GS	KICKOFFS	GP	GS
54 Paul Maile (6-2, 304, Jr.)	28	15	77 Simote Pepa (6-3, 345, R-Fr.)	17	1	67 Jordan Noyes (5-10, 196, So.)	29	0
61 Kolinu'u Faaiu (6-3, 319, R-Fr.)	5	0	95 Aliko Vimahi (6-4, 307, So.)	23	11	40 Joey Cheek (5-10, 200, Fr.)	0	0
RIGHT GUARD	GP	GS	RIGHT END	GP	GS	HOLDER	GP	GS
52 Michael Mokofisi (6-4, 321, R-Fr.)	16	12	81 Connor O'Toole (6-4, 242, So.)	27	4	61 Michael Williams (6-0, 193, Jr.)	27	0
68 Jaren Kump (6-5, 309, So.)	22	11	91 Gabe Reid (6-0, 247, Sr.)*	54	28	34 Jack Bouwmeester (6-2, 194, Jr.)	13	0
RIGHT TACKLE	GP	GS	ROVER LINEBACKER	GP	GS	SNAPPER	GP	GS
78 Sataoa Laumea (6-4, 308, So.)	32	31	21 Karene Reid (6-0, 227, So.)	23	19	57 JT Greep (6-0, 225, So.)	22	0
59 Falcon Kaumatule (6-8, 301, So.)	24	0	6 Justin Medlock (6-0, 220, Fr.)	4	0	65 Logan Castor (6-4, 223, Fr.)	0	0
Y - TIGHT END	GP	GS	MAC LINEBACKER	GP	GS	KICKOFF RETURNER	GP	GS
32 Logan Kendall (6-3, 263, Sr.)*	45	21	3 Mohamoud Diabate (6-4, 222, Sr.)	48	28	10 Money Parks (5-10, 170, So.)	26	3
84 Taniela Pututau (6-3, 246, R-Fr.)	9	0	20 Lander Barton (6-4, 230, Fr.)	13	3	25 Jaylen Dixon (5-9, 170, Sr.)	51	16
U - TIGHT END	GP	GS	STUD LINEBACKER	GP	GS	PUNT RETURNER	GP	GS
87 Thomas Yassmin (6-5, 251, Jr.)	41	5	20 Lander Barton (6-4, 230, Fr.)	13	3	17 Devaughn Vele (6-5, 205, So.)	36	19
4 Munir McClain (6-4, 229, R-So.)*	15	1	54 Hayden Furey (6-2, 228, Jr.)	33	4	10 Money Parks (5-10, 170, So.)	26	3
QUARTERBACK	GP	GS	LEFT CORNERBACK	GP	GS	<i>Note: GP = Career Games Played, GS = Career Games Started</i>		
7 Cameron Rising (6-2, 218, Jr.)	26	24	4 JaTravis Broughton (5-11, 191, Jr.)	34	17	<i>*Includes games played at previous school</i>		
16 Bryson Barnes (6-1, 206, So.)	11	1	2 Kenzel Lawler (5-11, 190, R-Fr.)	4	0			
RUNNING BACK	GP	GS	RIGHT CORNERBACK	GP	GS			
2 Micah Bernard (6-0, 202, So.)	36	11	16 Zemaiah Vaughn (6-2, 178, So.)	30	10			
3 Ja'Quinden Jackson (6-2, 227, R-Fr.)	14	0	2 Kenzel Lawler (5-11, 190, R-Fr.)	4	0			
1 Jaylon Glover (5-7, 207, Fr.)	8	2	NICKEL BACK	GP	GS			
FULL BACK	GP	GS	28 Sione Vaki (6-0, 208, Fr.)	13	4			
32 Logan Kendall (6-3, 263, Sr.)*	45	21	5 Caine Savage (5-11, 182, So.)	25	0			
X - WIDE RECEIVER	GP	GS	FREE SAFETY	GP	GS			
17 Devaughn Vele (6-5, 205, So.)	36	19	11 R.J. Hubert (6-0, 198, Sr.)	38	15			
10 Money Parks (5-10, 170, So.)	26	3	12 Clayton Isbell (6-2, 210, Jr.)*	41	15			
Z - WIDE RECEIVER	GP	GS	STRONG SAFETY	GP	GS			
21 Solomon Enis (6-3, 206, Sr.)	55	20	8 Cole Bishop (6-2, 206, So.)	23	18			
11 Makai Cope (6-3, 195, R-Fr.)	14	3	28 Sione Vaki (6-0, 208, Fr.)	13	4			
R - WIDE RECEIVER	GP	GS						
25 Jaylen Dixon (5-9, 170, Sr.)	51	16						
5 Tao Johnson (6-0, 184, Fr.)	3	0						

2022 UTAH ROSTER

NUMERICAL		No.	Name	Yr.	Pos.	Ht.	Wt.	Hometown/Previous School	
0	Chris Reed	WR	37	Faysal Aden	So.	RB	5-8	208	Salt Lake City, Utah/West HS
1	Jaylon Glover	RB	56	Ka'eo Akana	Fr.	DE	6-2	206	Honolulu, Hawaii/Roosevelt HS
1	Clark Phillips III	CB	36	Stone Azarcon	Sr.	S	6-0	197	Denver, Colo./Juan Diego HS
2	Micah Bernard	RB	16	Bryson Barnes	So.	QB	6-1	206	Milford, Utah/Milford HS
2	Kenzel Lawler	CB	20	Lander Barton	Fr.	LB	6-4	230	Cottonwood Heights, Utah/Brighton HS
3	Mohamoud Diabate	LB	89	Noah Bennee	R-Fr.	WR	6-4	208	Holladay, Utah/Olympus HS
3	Ja'Quinden Jackson	RB	2	Micah Bernard	So.	RB	6-0	202	Long Beach, Calif./Gahr HS
4	JaTravis Broughton	CB	51	Keaton Bills	So.	OL	6-4	314	Draper, Utah/Corner Canyon HS
4	Munir McClain	TE	8	Cole Bishop	So.	S	6-2	206	Peachtree City, Ga./Starr's Mill HS
5	Tao Johnson	WR	18	Luke Bottari	Fr.	QB	5-10	205	San Mateo, Calif./Serra HS
5	Caine Savage	CB	34	Jack Bouwmeester	Jr.	P	6-2	194	Bendigo, Victoria, Australia/Michigan State
6	Justin Medlock	LB	4	JaTravis Broughton	Jr.	CB	5-11	191	Tulsa, Okla./Union HS
6	Ricky Parks	RB	19	Luca Caldarella	So.	WR	6-3	194	Cerritos, Calif./Cerritos College
7	Van Fillinger	DE	14	Josh Calvert	So.	LB	6-2	225	Westlake Village, Calif./Washington
7	Cameron Rising	QB	65	Logan Castor	Fr.	SN	6-4	223	Cottonwood Heights, Utah/Brighton HS
8	Cole Bishop	S	40	Joey Cheek	Fr.	K	5-10	200	San Diego, Calif./Cathedral Catholic HS
8	Brandon Rose	QB	98	Cody Christensen	Fr.	OL	6-2	253	Draper, Utah/Corner Canyon HS
9	Elijah Davis	CB	11	Makai Cope	R-Fr.	WR	6-3	195	Culver City, Calif./Culver City HS
10	Money Parks	WR	24	Chris Curry	Jr.	RB	5-11	220	Fort Myers, Fla./LSU
11	Makai Cope	WR	71	Braeden Daniels	Jr.	OL	6-4	297	Carrollton, Texas/Hebron HS
11	R.J. Hubert	S	9	Elijah Davis	Fr.	CB	6-0	160	Winter Haven, Fla./Auburndale Senior HS
12	Clayton Isbell	S	66	Hunter Deuel	Fr.	OL	6-4	307	American Fork, Utah/American Fork HS
12	Sidney Mbanasor	WR	3	Mohamoud Diabate	Sr.	LB	6-4	222	Auburn, Ala./Florida
13	Nate Johnson	QB	25	Jaylen Dixon	Sr.	WR	5-9	170	Frisco, Texas/Lone Star HS
13	Chase Kennedy	DE	83	Collin Edwards	Fr.	WR	6-0	165	Cottonwood Heights, Utah/Brighton HS
14	Josh Calvert	LB	83	Jonah Elliss	So.	DE	6-2	241	Moscow, Idaho/Moscow Senior HS
15	Tiquan Gilmore	WR	21	Solomon Enis	Sr.	WR	6-3	206	Phoenix, Ariz./North Canyon HS
16	Bryson Barnes	QB	46	Hayden Erickson	R-Fr.	TE	6-2	249	Lehi, Utah/Lehi HS
16	Zemaiah Vaughn	CB	61	Kolinu'u Faaiu	R-Fr.	OL	6-3	319	Edmonds, Wash./North Creek HS
17	Devaughn Vele	WR	7	Van Fillinger	So.	DE	6-4	256	Draper, Utah/Corner Canyon HS
18	Luke Bottari	QB	94	Tevita Fotu	R-Fr.	DT	6-5	275	Herriman, Utah/Herriman HS
19	Luca Caldarella	WR	54	Hayden Furey	Jr.	LB	6-2	228	Saratoga Springs, Utah/Westlake HS
19	Bryson Reeves	S	15	Tiquan Gilmore	Jr.	WR	5-11	180	Los Angeles, Calif./College of the Canyons
20	Lander Barton	LB	1	Jaylon Glover	Fr.	RB	5-7	207	Lakeland, Fla./Lake Gibson HS
20	Jett Meine	WR	57	JT Greep	So.	SN	6-0	225	Glendora, Calif./Glendora HS
21	Solomon Enis	WR	79	Alex Harrison	So.	OL	6-4	315	Bountiful, Utah/Viewmont HS
21	Karene Reid	LB	30	Nick Howe	R-Fr.	CB	5-10	176	Salt Lake City, Utah/Woods Cross HS
23	Faybian Marks	CB	11	R.J. Hubert	Sr.	S	6-0	198	Logandale, Nev./Moapa Valley HS
24	Chris Curry	RB	12	Clayton Isbell	Fr.	S	6-2	210	St. Charles, Ill./Illinois State
24	Darrien "Bleu" Stewart	S	3	Ja'Quinden Jackson	R-Fr.	RB	6-2	227	Dallas, Texas/Texas
25	Jaylen Dixon	WR	48	Deven Johnson	R-Fr.	TE	6-4	240	Salem, Utah/Salem Hills HS
26	Charlie Vincent	RB	41	Jonathan Johnson	Fr.	RB	6-1	259	Clovis, Calif./Clovis HS
27	Elvis Vakapuna	RB	13	Nate Johnson	Fr.	QB	6-0	191	Clovis, Calif./Clovis HS
28	Sione Vaki	S	5	Tao Johnson	Fr.	WR	6-0	184	Idaho Falls, Idaho/Thunder Ridge HS
29	Elisha Lloyd	CB	90	Devin Kaufusi	Sr.	DT	6-7	283	Provo, Utah/BYU
30	Nick Howe	CB	59	Falcon Kaumatule	So.	OL	6-8	301	Las Vegas, Nev./Bishop Gorman HS
32	Logan Kendall	TE	32	Logan Kendall	Sr.	TE	6-3	263	Cheney, Wash./Idaho
33	Jocelyn Malaska	CB	13	Chase Kennedy	Fr.	DE	6-3	223	Dallas, Texas/ The Episcopal School of Dallas
34	Jack Bouwmeester	P	86	Dalton Kincaid	Sr.	TE	6-4	240	Las Vegas, Nev./San Diego
35	Isaac Vaha	TE	75	Tyler Knaak	Fr.	OL	6-6	305	Cottonwood Heights, Utah/Brighton HS
36	Stone Azarcon	S	85	Masaki Kudo	R-Fr.	WR	5-10	181	Ota, Tokyo, Japan/Keio University
37	Faysal Aden	RB	80	Brant Kuithe	Sr.	TE	6-2	219	Katy, Texas/Cinco Ranch HS
38	Ben Norton	K	68	Jaren Kump	So.	OL	6-5	309	Riverton, Utah/Herriman HS
38	Brock Nowatzke	S	78	Sataoa Laumea	So.	OL	6-4	308	Rialto, Calif./Eisenhower HS
39	Jadon Pearson	S	2	Kenzel Lawler	R-Fr.	CB	5-11	190	Corona, Calif./Eleanor Roosevelt HS
40	Joey Cheek	K	92	James LeBaron	Fr.	DE	6-2	250	Draper, Utah/Corner Canyon HS
41	Jonathan Johnson	RB	29	Elisha Lloyd	R-Fr.	CB	5-10	176	San Marcos, Calif./Mission Hills HS
42	Malae Tanuvasa	S	70	Hunter Lotulelei	R-Fr.	OL	6-2	323	West Valley City, Utah/Highland HS
43	Gavin Nawahine	DE	53	Johnny Maea	Jr.	OL	6-4	312	Salt Lake City, Utah/East HS
44	Mason Tufaga	LB	54	Paul Maile	Jr.	OL	6-2	304	Salt Lake City, Utah/East HS
			33	Jocelyn Malaska	Fr.	CB	6-1	180	Bethany, Okla./Bethany HS

2022 UTAH ROSTER

NUMERICAL			No.	Name	Yr.	Pos.	Ht.	Wt.	Hometown/Previous School
46	Hayden Erickson	TE	60	Shintaro Mann	So.	OL	5-11	278	Provo, Utah/Timpview HS
47	Miki Suguturaga	DE	23	Faybian Marks	So.	CB	5-10	189	Richmond, Texas/George Ranch HS
48	Deven Johnson	TE	55	Andrew Mata'afa	Jr.	LB	6-3	221	San Diego, Calif./Mt. Carmel HS
50	Fua Pututau	DT	12	Sidney Mbanasor	Fr.	WR	6-5	216	Pflugerville, Texas/Pflugerville HS
51	Keaton Bills	OL	4	Munir McClain	R-So.	TE	6-4	229	Atlanta, Ga./USC
52	Michael Mokofisi	OL	6	Justin Medlock	Fr.	LB	6-0	220	Missouri City, Texas/Manvel HS
53	Johnny Maea	OL	20	Jett Meine	Fr.	WR	6-0	214	Draper, Utah/Corner Canyon HS
54	Hayden Furey	LB	93	Shuhei Mitsumoto	So.	LB	5-9	218	Osaka, Japan/Waseda University
54	Paul Maile	OL	52	Michael Mokofisi	R-Fr.	OL	6-4	321	Woods Cross, Utah/Woods Cross HS
55	Andrew Mata'afa	LB	43	Gavin Nawahine	R-Fr.	DE	6-2	246	Meridian, Idaho/Rocky Mountain HS
56	Ka'eo Akana	DE	38	Ben Norton	R-Sr.	K	6-0	150	Fishers, Ind./Utah State
57	JT Greep	SN	38	Brock Nowatzke	Fr.	S	5-11	198	Santa Clara, Utah/Snow Canyon HS
57	Keanu Tanuvasa	DT	67	Jordan Noyes	So.	K	5-10	196	Higham, Kent/Gad's Hill School
58	Junior Tafuna	DT	96	Helaman Ofengahue	Fr.	DE	6-2	222	Lehi, Utah/Lehis HS
59	Falcon Kaumatule	OL	74	Keith Olson	Fr.	OL	6-6	306	Napavine, Wash./Napavine HS
60	Shintaro Mann	OL	81	Connor O'Toole	So.	DE	6-4	242	Albuquerque, N.M./La Cueva HS
61	Kolinu'u Faaiu	OL	10	Money Parks	So.	WR	5-10	170	Aledo, Texas/Aledo HS
61	Michael Williams	P	6	Ricky Parks	R-Fr.	RB	5-10	210	Tampa, Fla./Gaither HS
65	Logan Castor	SN	39	Jadon Pearson	So.	S	6-3	200	Gilbert, Ariz./Reedley College
66	Hunter Deuel	OL	77	Simote Pepa	R-Fr.	DT	6-3	345	South Jordan, Utah/Bingham HS
67	Jordan Noyes	K	1	Clark Phillips III	So.	CB	5-10	183	Lakewood, Calif./La Habra HS
68	Jaren Kump	OL	50	Fua Pututau	Jr.	DT	6-1	292	Salt Lake City, Utah/Cottonwood HS
70	Hunter Lotulelei	OL	84	Taniela Pututau	R-Fr.	TE	6-3	246	Salt Lake City, Utah/Cottonwood HS
71	Braeden Daniels	OL	99	Tennessee Pututau	So.	DT	6-2	287	West Valley City, Utah/East HS
73	Tanoa Togiai	OL	0	Chris Reed	Fr.	WR	6-0	192	Orlando, Fla./Wekiva HS
74	Keith Olson	OL	19	Bryson Reeves	So.	S	6-1	203	Montrose, Calif./St. Francis HS
75	Tyler Knaak	OL	91	Gabe Reid	Sr.	DE	6-0	247	American Fork, Utah/Stanford
76	Zereoue Williams	OL	21	Karene Reid	So.	LB	6-0	227	American Fork, Utah/Timpview HS
77	Simote Pepa	DT	7	Cameron Rising	Jr.	QB	6-2	218	Ventura, Calif./Texas
78	Sataoa Laumea	OL	8	Brandon Rose	Fr.	QB	6-2	210	Temecula, Calif./Murrieta Valley HS
79	Alex Harrison	OL	5	Caine Savage	So.	CB	5-11	182	Buena Park, Calif./Western HS
80	Brant Kuithe	TE	24	Darrien "Bleu" Stewart	R-Fr.	S	6-0	190	Las Vegas, Nev./Desert Pines HS
81	Connor O'Toole	DE	47	Miki Suguturaga	So.	DE	6-4	264	Kaneohe, Hawaii/Punahou School
83	Collin Edwards	WR	58	Junior Tafuna	So.	DT	6-3	300	Taylorsville, Utah/Bingham HS
83	Jonah Elliss	DE	57	Keanu Tanuvasa	Fr.	DT	6-3	281	Mission Viejo, Calif./Mission Viejo HS
84	Taniela Pututau	TE	42	Malae Tanuvasa	Fr.	S	6-0	181	Highland, Utah/Skyridge HS
85	Masaki Kudo	WR	73	Tanoa Togiai	R-Fr.	OL	6-6	318	Rigby, Idaho/Rigby HS
86	Dalton Kincaid	TE	44	Mason Tufaga	R-Fr.	LB	6-1	232	Honolulu, Hawaii/St. Louis HS
87	Thomas Yassmin	TE	35	Isaac Vaha	R-Fr.	TE	6-6	268	Pleasant Grove, Utah/Pleasant Grove HS
89	Noah Bennee	WR	27	Elvis Vakapuna	So.	RB	5-7	215	Kahuku, Hawaii/Kahuku HS
90	Devin Kaufusi	DT	28	Sione Vaki	Fr.	S	6-0	208	Antioch, Calif./Liberty HS
91	Gabe Reid	DE	16	Zemaiah Vaughn	So.	CB	6-2	178	Beaumont, Texas/Beaumont United HS
92	James LeBaron	DE	17	Devaughn Vele	So.	WR	6-5	205	San Diego, Calif./Rancho Bernardo HS
93	Shuhei Mitsumoto	LB	95	Aliki Vimahi	So.	DT	6-4	307	Kahuku, Hawaii/Kahuku HS
94	Tevita Fotu	DT	26	Charlie Vincent	So.	RB	5-10	199	Salt Lake City, Utah/East HS
95	Aliki Vimahi	DT	61	Michael Williams	Jr.	P	6-0	193	Phoenix, Ariz./Arizona State
96	Helaman Ofengahue	DE	76	Zereoue Williams	R-Fr.	OL	6-8	302	Phoenix, Ariz./Mountain Pointe HS
98	Cody Christensen	OL	87	Thomas Yassmin	Jr.	TE	6-5	251	Sydney, Australia/The Scots College
99	Tennessee Pututau	DT							

Faysal Aden	face-all	Tao Johnson	tay-oh	Munir McClain	moo-near	Tanoa Togiai	tuh-no-uh toe-gee-eye
Ka'eo Akana	kay-oh ah-kahn-uh	Devin Kaufusi	kuh-foo-see	Jett Meine	mine-ee	Mason Tufaga	too-fah-guh
Noah Bennee	beh-nay	Falcon Kaumatule	cow-muh-tool-ay	Michael Mokofisi	mo-ko-fee-see	Isaac Vaha	vah-ha
Micah Bernard	muh-ky	Tyler Knaak	kuh-knock	Jordan Noyes	noise	Sione Vaki	see-oh-nay vah-kee
Keaton Bills	key-ten	Masaki Kudo	muh-saw-key koo-do	Jadon Pearson	jay-den	Jadon Pearson	zuh-my-uh
Jack Bouwmeester	bo-mee-stir	Sataoa Laumea	sah-tao-uh lau-may-uh	Simote Pepa	seh-mo-tay pep-ah	Devaughn Vele	duh-vawn vay-lay
JaTravis Broughton	juh-travis braw-tun	Hunter Lotulelei	lo-too-lay-lay	Taniela Pututau	tuh-knee-ell-uh poo-too-tao	Aliki Vimahi	uh-lee-key vee-mah-hee
Makai Cope	muh-ky	Elisha Lloyd	ee-lie-sha	Karene Reid	kuh-ren-ay reed	Zereoue Williams	zare-oh-way
Braeden Daniels	bray-den	Johnny Maea	my-ay-uh	Miki Suguturaga	me-kee soo-ga-too-rahg-uh	Thomas Yassmin	yaz-men
Mohamoud Diabate	mah-mood dee-ah-bah-tay	Paul Maile	my-lay				
Solomon Enis	ee-niss	Jocelyn Malaska	joe-seh-lynn muh-laas-kuh				
Kolinu'u Faaiu	koo-lee-new-ew fay-ee-ew	Faybian Marks	fay-bee-in				
Tiquan Gilmore	tie-quon	Andrew Mata'afa	mah-tah-ah-fah				
JaQuinden Jackson	juh-quin-den	Sidney Mbanasor	em-ban-ah-sore				

TEAM NOTES

TEAM LEADERS

Each season, both the team captains and the leadership council are voted on by the team during fall camp. The Utes picked two offensive and two defensive captains along with the 16-member leadership council.

- 2022 Utah Football Captains: Cameron Rising (QB), Brant Kuithe (TE), Clark Phillips III (CB) and Devin Kaufusi (DT).
- 2022 Utah Football Leadership Council: Bryson Barnes (QB), Micah Bernard (RB), Cole Bishop (S), Braeden Daniels (OL), Solomon Enis (WR), R.J. Hubert (S), Devin Kaufusi (DT), Dalton Kincaid (TE), Brant Kuithe (TE), Paul Maile (OL), Andrew Mata'afa (LB), Clark Phillips III (CB), Karene Reid (LB), Cameron Rising (QB), Miki Suguturaga (DE), Devaughn Vele (WR).

GRADUATE U

Utah has 12 total student-athletes on the roster that have already received their degree and three who will complete their degrees in December.

- Micah Bernard (Communications, Dec. of 2022), Keaton Bills (Family, Community & Human Development, May of 2022), Chris Curry (Communications, Dec. of 2022), Mohamoud Diabate (Sociology, May of 2022), Jaylen Dixon (Criminology/Sociology, May of 2022), Solomon Enis (Business Administration, May of 2022), R.J. Hubert (Communications, May of 2022), Clayton Isbell (May of 2022), Devin Kaufusi (Communications, Dec. of 2022), Logan Kendall (May 2022), Brant Kuithe (Communications, May of 2022), Andrew Mata'afa (Criminology, May of 2022), Gabe Reid (Management Science & Engineering, May of 2022), Cameron Rising (Psychology/Criminology, May of 2021), Thomas Yassmin (Mathematics/Quantitative Analysis of Markets & Organizations, May 2022).

- He has contributed to more victories than any coach in program history (239), including his 11 seasons as an assistant coach (1994-2004).
- His 154 career wins as the head coach of the Utes ranks third among active FBS coaches at the same school and ranks 14th among active FBS coaches overall (most in the Pac-12).
- He has led the Utes to at least a share of the Pac-12 South title in three of the last four seasons, and four times overall since joining the Pac-12 prior to divisions being dissolved in 2022. Under Whittingham, the Utes have won the Pac-12 Championship title in back-to-back seasons (2021, '22).
- He has won three National Coach of the Year recognitions – two in 2008 and one in 2019. He was the AFCA Coach of the Year and Bear Bryant Award winner in 2008, and the Dodd Trophy Coach of the Year in 2019, also winning Pac-12 Coach of the Year in 2019 and 2021. He is also a finalist for the Dodd Trophy in 2022.
- Whittingham has had 30 players make major All-America teams (those determining the NCAA's consensus team).

THE POLLS

Utah has become a staple in the AP, Coaches and College Football Playoff polls, holding its highest-ever finish in the CFP with its No. 8 final ranking this year.

- Utah has ranked inside the AP top-20 through 14 weeks in 2022 (includes preseason poll), the longest streak since 2019 (17 weeks).
- Utah is 71-24 when ranked in the AP Poll during the Kyle Whittingham era.
- The Utes are also 25-15 in games when ranked in the CFP Poll.
- The Utes have also performed well against AP Top 25 teams in the Whittingham era, recording 21 wins against ranked opponents, including top-10 victories over No. 4 USC (2022 Pac-12 Championship game), No. 4 Oregon (2021 regular season), No. 4 Alabama (2009), No. 5 Stanford (2013), No. 7 USC (2022), No. 8 UCLA (2014) and No. 10 Oregon (2021 Pac-12 Championship game).
- Since the start of the 2021 season, Utah is one of just two schools to have four-or-more wins against AP top-10 teams (Georgia).
- The Utes have made the final AP Top 25 seven times and the final Coaches Poll eight times under Whittingham.
- Utah appeared in every weekly CFP top-25 for the first three years of the system (2014-16) and have the seventh-most appearances of any school with 41 total.
- The Utes have appeared in the final CFP Poll in seven seasons (No. 22 in 2014 & 2015, No. 19 in 2016, No. 17 in 2018, No. 11 in 2019 & 2021, No. 8 in 2022).

YOUTH INSURGENCE

Of the 115 players that participated in fall camp for the Utes, 86 were underclassmen (freshmen, redshirt freshmen, sophomores), accounting for 74-percent of the roster.

- Of the 86 underclassmen, 54 are freshmen (true/redshirt) and 32 are sophomores.
- Utah has the sixth-youngest roster among Power Five teams this season.
- Through 13 games, 21 different freshmen (true and redshirt) have started games.
- On the current depth chart, 34 of the listed players are underclassmen (freshmen, sophomores).



THE MAN IN CHARGE

Head coach Kyle Whittingham is the longest-tenured coach in the Pac-12 and the second-longest tenured coach at the same school in the NCAA FBS. He is 154-73 overall at Utah, becoming the all-time wins leader at Utah in 2021. He passed Ike Armstrong (141-55-15 in 211 games) with Utah's historic win over No. 3 Oregon on Nov. 20, 2021. He has coached in 353 games at Utah (11 seasons as an asst.) and 227 as the head coach.

Dear Aaron & Ty

We did it. We kept our promise.

When we lost you, the pain was real - and unthinkable. Had we not known what you wanted for us, to fight and play with a smile along the way - we may not have been able to carry on.

But we did.

We fought, we played, and we smiled.

We play for the guys next to us, and we live each day with a new found passion.

We love harder, we dig deeper, and we give 22% more - and we got 22% better.

We keep your spirits in our hearts and together, we reign supreme.

We felt you there when we went to Vegas and took what was ours. And we will feel you in Pasadena for the second year in a row.

We fight, we play, and we smile.

At the end of the day, with 22 in our hearts, we continue to make history.

We did it, we kept our promise - and we aren't stopping now.

We will carry you with us forever.

Thank you 22.

*Love,
Your Brothers*



OFFENSIVE NOTES

THE MASTERMIND

Offensive coordinator and quarterbacks coach Andy Ludwig is in his fourth year of his second full-time stint on the Utah coaching staff in 2022. Since Ludwig's return in 2019, Utah has produced 1,629 points (35.4 per game), 196 touchdowns and 20,236 yards of total offense through 46 games, only committing 57 turnovers.

- Through 13 games in 2022, Utah leads the Pac-12 in first downs offense (342), also ranking second in the FBS. Utah is averaging 26.3 first downs per game.
- Extending drives has not been an issue for the Utes this season, ranking eighth nationally in third down conversions (497). Since 2019, the Utes have converted 268 of 574 of their third down attempts (467) which is the seventh-best mark in the NCAA.
- Averaging 220.2 rushing yards per game, the Utes rank 10th in the FBS and second in the Pac-12 in rushing offense.
- In the last 46 games that Ludwig has been at the helm of the offense, Utah has reached the 200-yard rushing mark in 25 games, including Utah's season-high 383 rushing yards at Colorado (11/26/22).
- In the last five games (Arizona, Stanford, at Oregon, at Colorado, vs. USC), Utah has averaged 269.4 rushing yards per game, scoring 16 of its 37 rushing touchdowns during that span (3.2 per game).
- Utah is averaging 40.0 points per game this season, which ranks eighth in the FBS.
- Utah has reached the 30-point mark in 10 of its 13 games this year, including seven games with 40+ points.
- Utah's seven games with 40+ points is the most in a season since 2004 when the Utes had nine on their way to a Fiesta Bowl win over Pittsburgh.
- Utah eclipsed the 50-point mark twice in 2022, giving Utah 18 games under Kyle Whittingham. Utah's 63 points at Colorado was the most in a conference game for Utah since joining the Pac-12 while its 73 points against Southern Utah was the most in a game since 1973, ranking as the third-most in program history.
- The Utes' 38 points in the second quarter against Southern Utah (9/10/22) was the most by Utah in any quarter since at least 1968 and the most in a quarter by any Pac-12 program in 2022.
- Utah has outscored its opponents 520-265 this season, including 190-63 in the second quarter and 136-38 in the third.
- The Utes are averaging 472.7 yards on offense per game, which ranks 17th in the FBS.
- Utah has nine games this season with over 440 yards of total offense and is 9-0 on the season when they outgain their opponents.
- In the last four games, Utah has averaged 508.7 yards of offense per game, hitting the 500+ yards mark in three of those games (514 vs. Stanford, 662 at Colorado, 533 vs. USC).

QB1 CONTINUES TO RISE

A semifinalist for both the Maxwell Award and the Davey O'Brien Award, junior quarterback Cameron Rising has cemented himself as the "alpha dog" for the Utes. Captain Cam, a two-time All-Pac-12 selection, has played in 26 career games with 24 starts, holding an 18-5 win-loss record as the starter to tie for fifth all-time at Utah in QB wins.

- Rising ranks ninth overall in ESPN's Total QBR, earning a rating of 82.9.
- In the 12 games he has appeared in this season, Rising is 241-of-364 passing for 2,939 yards (7 INT, 25 TDs), adding 68 carries for 409 yards (6 TDs), one catch for nine yards and one punt for 35 yards.
- His career-high 25 passing touchdowns ranks 18th in the FBS and fourth in the Pac-12. It is also the most passing touchdowns by a Utah quarterback since 2008 (Brian Johnson, 27), ranking sixth all-time in program history.
- Rising has had 14 games in his career with multiple passing touchdowns, including in eight this season. He set a new career-high with four against San Diego State (9/17/22).
- This season, Rising has completed 60-percent or higher of his passes in 10 games, including four in the 70-percent or higher range. He ranks 21st in the FBS and third in the Pac-12 in completion percentage (.662).



- He completed 89.5-percent of his passes in Utah's win over Colorado (11/26/22), setting a school record for single-game completion percentage when he went 17-of-19 passing.
- Since 2020, Rising has completed 448-of-690 of his passes (.649) with his 64.9 completion percentage ranking fourth all-time at Utah.
- Rising has 14 games in his career with 200+ passing yards, which includes nine this season. His 14 career games hitting the 200-yard mark ranks ninth all-time with his nine games this season tying for sixth.
- Rising opened the 2022 season by recording four straight 200+ yard passing games, becoming the first Utah QB since Travis Wilson (2013) to accomplish the feat.
- He broke the 5,000 career passing yards mark this season, holding steady at 5,477 through 26 games, which sits at seventh all-time at Utah. His 2,939 yards in 2022 ranks ninth.

- Included in his 200+ passing yard games this season was a 300-yard game and his first-career 400-yard game, coming against USC in the regular season (10/15/22).
- In Utah's regular season win over the Trojans, Rising was 30-of-44 passing for a career-high 415 yards and two touchdowns, marking the first time a Ute quarterback had passed for over 400 yards since 2005 (Brian Johnson, 417 vs. San Diego State).
- Between his passing (415) and rushing totals (60), Rising was responsible for 475 total yards on offense against USC. It was the most total yards of offense for a Utah quarterback since Johnson against SDSU in 2005, also ranking fifth all-time.
- Rising's three rushing touchdowns against USC in the regular season was also the most by a Ute QB since Travis Wilson had three rushing scores vs. Colorado State in the 2014 Las Vegas Bowl.
- In the last three games against USC (12/2/22, 10/15/22, 10/9/21), Rising has averaged 343.7 passing yards, 24.6 completions with a 71-percent completion rate. He has also scored eight passing touchdowns and four rushing scores through those three games.
- In his 26 career games at Utah, he has completed 20-or-more passes in nine games, including in six this season. He had a career-high 30 completions in Utah's win over USC in the regular season.
- After starting the game at UCLA (10/8/22) 1-for-5 passing, Rising completed 13 of his next 15 passes, including a stretch of eight straight completions during the second quarter. He finished the game with 23 completions.
- Rising also put together a string of 13 straight completed passes in the regular season finale against Colorado (11/26/22).
- This season, Rising has 3,357 yards of total offense (31 TDs), giving him 6,383 yards and 57 touchdowns in his career.
- In 2022, Rising ranks 19th in the FBS in points responsible for (190), averaging 15.8 points per game. His 31 total touchdowns this season ranks third all-time at Utah.
- Rising has 77 plays for 20-or-more yards in his career at Utah, including 39 this season (34 pass, 5 rush).
- He has four passes this season for 50+ yards with three going for touchdowns.
- In the 26 games he has appeared in at Utah, the Utes have produced 667 first downs with Rising accounting for 324 (48%).
- In back-to-back games this season, Rising accounted for 20-or-more first downs at UCLA (20 total – 14 pass, 6 rush) and against USC (22 total – 18 pass, 4 rush).
- His 897 career rushing yards is fourth in program history in rushing yards by a quarterback, becoming just the fourth Ute QB to rush for 850+ yards.

2022 RECORD WHEN...

Utah scores first.....	6-1
Opponent scores first.....	4-2
Utah has more rushing yards.....	8-1
Opponent has more rushing yards.....	2-2
Utah has more passing yards.....	5-1
Opponent has more passing yards.....	5-2
Utah plays at home.....	6-0
Utah plays on the road.....	3-3
Game is at a neutral site.....	1-0
Utah plays on grass.....	1-2
Utah plays on artificial turf.....	9-1
Utah plays a day game.....	3-1
Utah plays a night game.....	7-2
Utah leads at halftime.....	8-0
Utah trails at halftime.....	1-3
Utah is tied at halftime.....	1-0
Utah leads after three quarters.....	9-0
Utah trails after three quarters.....	1-3
Utah is tied after three quarters.....	0-0
Outcome is 10 or more points.....	8-1
Outcome is 7 or less points.....	2-2
Game goes into overtime.....	0-0

RICE-ECCLES STADIUM BIGGEST CROWDS

1.	53,609.....	2022.....	USC
2.	52,724.....	2021.....	Oregon
3.	51,951.....	2022.....	Stanford
4.	51,922.....	2021.....	UCLA
5.	51,919.....	2022.....	Arizona
6.	51,729.....	2022.....	Oregon State
7.	51,724.....	2021.....	Arizona State
8.	51,602.....	2022.....	San Diego St.
9.	51,538.....	2021.....	Colorado
10.	51,531.....	2022.....	Southern Utah

RICE-ECCLES SEASON ATTENDANCE AVG.

1.	52,057.....	2022
2.	51,817.....	2021
3.	46,533.....	2015
4.	46,506.....	2016
5.	46,462.....	2019
6.	46,436.....	2014
7.	46,332.....	2018
8.	45,913.....	2017
9.	45,585.....	2008
10.	45,459.....	2010

Capacity: 45,017, 1998-2013; 45,807, 2014-2019; 51,444, 2021-Present

OFFENSIVE NOTES

BARNES AT BACK-UP

Sophomore quarterback Bryson Barnes rose (no pun intended) to fame last season when he entered the Rose Bowl for an injured Cameron Rising with the nation quickly learning the Utah's back-up quarterback could sling it. He has played in 12 career games for the Utes, earning his first start in a Utah uniform against Washington State in 2022.

- The walk-on quarterback was a three-time All-State selection out of high school and still holds the Utah state record for career touchdown passes (137).
- Growing up in Milford, Utah, Barnes raised roughly 12,000 pigs on his family farm in Southern Utah.
- Barnes entered the game vs. Ohio State in the Rose Bowl last season late in the fourth quarter, going 2-for-2 passing for 23 yards, throwing a 15-yard touchdown pass to Dalton Kincaid to tie the score 45-45 with 1:54 remaining in the game.
- This season, Barnes is 27-of-38 passing for 318 yards (1 INT, 3 TDs), adding 13 rushes for 133 yards.
- He earned his first-career start at Washington State, setting career-highs in completions (17-of-27), passing yards (175), also rushing for 51 yards.
- Barnes was a perfect 6-for-6 passing for 98 yards and a touchdown against Southern Utah.
- He had a career-high 62 rushing yards on just two carries in Utah's regular season finale at Colorado, notching a career-long 32-yard rush.

TIGHT END U

Over the past several years, the Utes' depth at tight end has earned the program the title "Tight End U," and this season has been no different.

- Utah's tight ends have accounted for 40-percent of Utah's catches (109-of-270), 44-percent of its receiving yards (1,460-of-3,282) and 58-percent of its touchdown catches (17-of-29) this season. Six different tight ends this season have recorded a catch (Dalton Kincaid, Thomas Yassmin, Brant Kuithe, Munir McCalin, Logan Kendall, Taniela Pututau) with four notching at least one touchdown (Kincaid, 8; Yassmin, 5; Kuithe, 3; Kendall, 1).
- The tight end crew has scored at least one touchdown in six of the last seven games.
- Starting in 2021 against Colorado (11/26), Utah had a stretch of eight straight games with a tight end recording a receiving touchdown with the streak ending this year at UCLA.
- Against Washington State in 2022, the tight ends tallied 11 out of the Utes' 17 receptions (64%).
- In Utah's win over Southern Utah, the tight ends accounted for four of the touchdowns in the game, the first time Utah's tight ends have combined for three-or-more receiving touchdowns in a game since at least 1996.
- In the first two games of the season, Kincaid and Kuithe both had a 100-yard receiving contest (Kuithe, 105 vs. Florida; Kincaid, 107 vs. Southern Utah, marking the first time since 2017 that Utah has had a 100-yard receiver in the first two games of the season.



RUGBY TO FOOTBALL

Since stepping foot on Utah's campus in 2018, junior tight end Thomas Yassmin has seen action in 41 career games with five starts – but prior to that summer day in 2018, Yassmin had never touched a football. The former rugby player from Sydney, Australia, got his first taste of football in 2018 and hasn't looked back, playing an integral role on special teams with a bigger role at tight end this season.

- Prior to the 2022 season, Yassmin only had one catch for six yards in 29 games. Through 12 games played in 2022, Yassmin has 12 catches for 300 yards (25.0 ypc) with five receiving touchdowns.
- He has scored four of his five touchdowns in the last four games.
- Out of Yassmin's 12 catches this season, seven have been for first downs while six of his snags have been for 20+ yards.
- Yassmin recorded a career-long 72-yard reception at Arizona State this season, the longest reception for the Utes since 2020 and the seventh longest by a tight end in the FBS this season.
- His 72-yard catch also ranked as the second-longest by a Utah tight end since at least 1996.
- Yassmin recorded a career-high 81 receiving yards in Utah's Pac-12 title win vs. USC on just two catches, averaging 40.5 yards per catch.
- Using his rugby background, Yassmin has six special teams tackles this season and 11 in his career.

KUITHE AND KINCAID CREATE TRADITION

When fans think about how the Utes became known as "Tight End U," two names will always come to the forefront with Brant Kuithe and Dalton Kincaid creating a tradition that will continue to produce NFL caliber tight ends each season.

- Between the dynamic duo, the pair has produced 4,366 yards and 32 receiving touchdowns in 106 games of Division I football.
- Kincaid has played in 55 career games (24 at San Diego) with 24 starts, leading all active tight ends in the FBS with 2,484 receiving yards and 35 receiving touchdowns.
- Kuithe has played in 51 games with 26 starts, ranking eighth all-time at Utah in career receptions (148) with 1,882 career yards and 16 receiving touchdowns. His 148 career receptions led all active FBS tight ends at the time of his season-ending injury at Arizona State in 2022.
- The duo each has 16 receiving touchdowns during their time at Utah, tying for 10th all-time.
- In 2022, Kincaid led all FBS tight ends in receiving yards (890) and receiving yards per game (77.3) with his eight receiving scores tying for the most among Power Five tight ends.
- Kincaid's breakout performance came in Utah's 43-42 win over No. 7 USC during the regular season, recording a career-high 16 catches on 16 targets for 234 yards and a touchdown. His 16 receptions are the most by a player in the FBS this season with his 234 yards ranking first among FBS tight ends (sixth overall).
- His 16 catches were also the most by a Utah tight end in program history, tying for second all-time. The 234 receiving yards is also second all-time at Utah and is the most by a Utah tight end since at least 1996.
- At the time of his injury, Kuithe's three receiving touchdowns was the second-most by a Power Five tight end with his 204 yards ranking sixth among FBS tight ends.
- He scored a touchdown in the first three games of the season (at Florida, vs. Southern Utah, vs. San Diego State).
- Kuithe opened the 2022 season with a career-high nine catches for 105 yards and a touchdown at Florida.

OFFENSIVE NOTES

RUNNING BACK CREW

In the past two seasons, Utah has recorded two of the highest rushing yard totals in program history with the 2,863 yards through 13 games in 2022 ranking fourth all-time. Utah has also set the school record in rushing touchdowns in back-to-back seasons for the first time in program history, rushing for 37 total in 2021 and 2022.

- Utah is 8-1 this season when they outrush its opponents, having hit the 200-yard mark in seven of the 13 games.
- The Utes have scored at least one rushing touchdown in every game this season and are averaging 5.5 yards per attempt.
- Utah's rushing offense is ranked 10th in the FBS and second in the Pac-12, averaging 220.2 yards per game.
- Utah's 37 rushing touchdowns this season is also tied for fourth nationally.
- Five different Utah running backs have recorded at least one rushing touchdown this year, led by Ja'Quinden Jackson with eight.
- At Colorado this season, the Utes produced a season-high 383 yards rushing, averaging 8.9 yards per rush with five rushing scores. The Utes finished the game with three running backs having at least 10 carries in the game.
- Since the 2020 season, Utah has had 12 games with a running back recording 20 or more carries in a game.



TRIPLE THREAT

When Utah's running back room was plagued with injuries early in the season, redshirt freshman Ja'Quinden Jackson was asked if he would like to make a change at position. For many young athletes, that would have been a hard decision, but for Jackson it was easy to live by Utah's motto of "next man up." Through 13 games this season, Jackson has now played quarterback, running back and on special teams.

- This season, Jackson has 65 carries for 450 yards (6.9 ypc) with a team-high eight rushing scores.
- Jackson made the switch to running back prior to Utah's game at Arizona State (9/24/22), recording nine carries for 31 yards and a touchdown.
- He has scored seven of his eight running touchdowns in four of the last five games.

- In the last five games, he has recorded 385 of his 450 yards this season (85%) and is averaging 77.0 rushing yards and 7.8 yards per carry during that span.
- Jackson has two 100-yard rushing games this season, coming in the last two games (117 at Colorado, 105 vs. USC).
- His 11.7 yards per carry in Utah's win at Colorado was a career-high, also scoring a career-high three touchdowns in the game.

HE IS A RUNNING BACK! USUALLY.

Despite starting in last year's Rose Bowl as a cornerback and leading the Utes in tackles (10), sophomore running back Micah Bernard is in fact a running back – most of the time – ranking second on the team in all-purpose yards with 859 (474 rush, 306 rec, 79 KR).

- Bernard has played in 36 career games with 11 starts (10 at RB, 1 at CB) with two 100-yard rushing games.
- He broke the 1,000 career rushing mark in Utah's win over USC in the Pac-12 title game with his 11 carries for 88 yards.
- He has six games this year with over 70 all-purpose yards, including two 100-yard games (129 vs. USC, Pac-12 Championship; 118 vs. Southern Utah).
- Bernard has led the Utah running back room in receptions in back-to-back years, recording 31 catches for 306 yards and a touchdown in 2022.
- In the last two games, he is averaging 89.5 rushing yards per game and 7.8 yards per carry.
- He had a season-high 12 rushes for 91 yards and a touchdown against Colorado in 2022, averaging 7.6 yards per carry.
- Bernard recorded a career-long 44-yard kick return against Southern Utah this season.

NEWBIE AT QB & RB

Freshmen four-star dual-threat quarterback Nate Johnson and four-star running back Jaylon Glover made their debuts this season, showing fans that the future is bright in Salt Lake City.

- Johnson made his debut against Arizona, rushing for 23 yards on three attempts with his first two collegiate touchdowns of his career coming on his legs. He has played in four games this season with 51 rushing yards (5 carries) and two touchdowns.
- He was the first Utah true freshman quarterback to rush for a touchdown since Tyler Huntley in the 2016 Foster Farms Bowl vs. Indiana, and the first time a true freshman QB has rushed for multiple scores since at least 1996.
- He averaged 7.7 yards per carry against Arizona.
- He threw his first-career passing touchdown on his first-career pass as a Ute against Stanford, connecting on a 16-yarder with to Logan Kendall.
- Glover has played in eight games with two starts, rushing for 360 yards on 78 carries (4 TDs).
- He had a career-high 20 rushes for 76 yards and a touchdown at Washington State.
- Glover rushed for two touchdowns against Southern Utah (9 carries, 53 yards), marking the first time since 2020 that a true freshman rushed for multiple touchdowns in a game.
- Glover also recorded 13 carries for 62 yards and a touchdown at Colorado in the regular season finale in 2022.

UTES IN THE NFL (21)

Defensive Line (2)

- Bradlee Anae.....New York Jets (PS)
- Leki Fotu.....Arizona

Linebackers (3)

- Cody Barton.....Seattle
- Chase Hansen.....New Orleans
- Devin Lloyd.....Jacksonville

Secondary (6)

- Julian Blackmon.....Indianapolis
- Terrell Burgess.....NY Giants (PS)
- Javelin Guidry.....Atlanta (PS)
- Jaylon Johnson.....Chicago
- Eric Rowe.....Miami
- Marcus Williams.....Baltimore

Offensive Line (3)

- Jackson Barton.....Las Vegas
- Garett Bolles.....Denver (IR)
- Darrin Paulo.....Detroit (PS)

Quarterback (1)

- Tyler Huntley.....Baltimore

Running Backs (1)

- Zack Moss.....Indianapolis

Wide Receiver (2)

- Britain Covey.....Philadelphia
- Tim Patrick.....Denver (IR)

Tight End (1)

- Cole Fotheringham.....Las Vegas (PS)

Special Teams (2)

- Matt Gay.....LA Rams
- Mitch Wishnowsky.....San Francisco

PS = Practice Squad
IR = Injured Reserve

OFFENSIVE NOTES

BIG PLAY VELE

After starting his career at Utah in 2019 as a walk-on, sophomore wide receiver Devaughn Vele has turned into one of the most dangerous weapons in the Pac-12. The 2022 All-Pac-12 selection has played in 36 career games with 19 starts at Utah.

- In 13 games this season, Vele has recorded 50 receptions for 595 yards and five touchdowns, also adding 26 punt returns for 246 yards.
- He has caught at least three passes in nine of Utah's 13 games this season.
- In the 36 games he has appeared in, Vele has recorded at least one catch in 24 games, including in 12 of the 13 games this season.
- Out of his 50 receptions this season, 17 have been for 15-or-more yards.
- In a four-game span between Sept. 24 (at Arizona State) and Oct. 15 (vs. USC), he averaged 6.0 receptions and 76.5 yards per game.
- He had a career-high seven catches for a career-best 94 yards and a touchdown against Oregon State this year.
- As a returner, Vele ranks 16th nationally in punt return average, notching 9.5 yards per attempt.

IN THE TRENCHES

Every successful quarterback would immediately point to its offensive line as a proponent to that success and Utah is no different. The Utah offensive line unit has been one of the most consistent groups on the field this season with the young group playing without a senior on the field.

- Seven different players have started on the offensive line this season in Braeden Daniels (Jr, LT - 13 starts), Keaton Bills (So, LG - 12 starts), Paul Maile (So, C - 11 starts), Michael Mokofisi (R-Fr, LG - 1 start | RG - 11 starts), Sataoa Laumea (So, RT - 12 starts), Jaren Kump (So, RG - 1 start | RT - 1 start) and Johnny Maea (So, C - 2 starts).

- The Utes are only allowing 0.69 sacks per game, which ranks sixth nationally. In addition, the Utes have only allowed 3.62 tackles for loss per game, which sits at No. 4 in the country.
- Utah has only allowed 9.0 sacks this season with the unit holding teams to zero sacks in six games.
- Utah's six games without allowing a sack is the most games in a season by the Utes since joining the Pac-12.
- Utah landed two players on the Pac-12 All-Conference first-team in Braeden Daniels and Sataoa Laumea.
- A Utah offensive lineman came away with his first offensive yards of his career with Keaton Bills picking up a fumble and carrying it for five yards and a first down against Stanford this season.
- It was the first time a Utah offensive lineman had recorded offensive yardage since Orlando Umana had one rushing yard against Oregon in 2018.
- Against the Trojans in the regular season, the offensive line helped the Utes to produce 562 yards of total offense and 7.4 yards per play. The Trojans recorded zero sacks against the Utes with Cameron Rising going without a turnover in the game.



DEFENSIVE NOTES

R.S.N.B.

The 2022 season is Utah alum Morgan Scalley's 15th year overall on the coaching staff and his seventh year as defensive coordinator. Called one of the brightest minds in the business, Scalley has developed the defensive identity that is known as R.S.N.B. – standing for relentless, smart, nasty, ballhawks – giving the Utes the reputation as one of the grittiest groups in the nation.

- Utah enters the Rose Bowl Game allowing an average of 325.3 total yards per game—best in the Pac-12 and No. 19 in the FBS. It includes six performances holding opponents under 270 yards and contributes to the league's second-best scoring defense (20.5 points per game). Only four times this season have Utah foes posted more than 21 points.
- Utah has enforced a no-fly zone with the Pac-12's second-best passing defense (218.3 yards allowed per game). Just two opponents this season (UCLA and USC) have recorded more than one passing touchdown against Utah. There have been four games this season in which the Utes have not allowed a passing score at all, second to Oregon State (6) in the Pac-12.
- Utah's rushing defense sits atop the Pac-12 (No. 16 in the nation) at 107 yards per game. That average has dropped thanks to four straight outings holding foes under 100 yards on the ground and seven total games on the season.
- Many point to the second half vs. USC (Oct. 15) as a turning point this season for the Utah defense. After allowing 364 total yards before halftime in the regular season contest, Utah limited the Trojans to just 192 yards in the final 30 minutes, on the way to a comeback victory in an instant classic.
- Beginning with Utah's next game at Washington State (Oct. 27), the team has averaged 296.3 total yards allowed in its last six contests. It ranks No. 7 in the Power Five for that timeframe and is atop the Pac-12. It's been an even sweeter tune when it comes to rushing defense with opponents mustering 66.2 yards per game on the ground vs. Utah since Oct. 27, entering bowl season ranked third of all Power Five squads.

Fewest Rushing Yards Allowed Per Game (Power Five, since Oct. 27, 2022)

1.	Pitt	54.4
2.	Penn State	56.0
3.	Utah	66.2

- Despite a loss at Oregon on Nov. 19, the Utes held the Ducks to just 59 yards on the ground and 2.4 yards per carry. It was a season-low for an Oregon squad that entered the game averaging 239.9 yards rushing each week. Utah locked it down in the second half, with minus two rushing yards allowed in the third quarter and just five in the final period.
- Utah has allowed 206 first downs this season—fewest in the Pac-12 and No. 11 of all Power Five programs. That ranking is partly swung by the fact that of 10 Power Five teams ranked ahead of the Utes, eight did not play in their conference championship game (at the end of the regular season, Utah ranked No. 6 in the Power Five for first down defense).



- Those rankings correlate with an opponent third-down conversion rate of 29.6% and a clip of 37.9% for opponents on fourth down—with the third-down figure leading the Pac-12. It comes on the heels of a lockdown effort in the Pac-12 Championship vs. USC. After giving up scores (TD, TD, FG) on USC's first three drives, Utah allowed just a touchdown on the Trojans' final nine possessions. During the middle two quarters the Utes earned a fourth-down stop, forced a punt, then stood tall on three consecutive three-and-outs (allowing a total of 35 yards).
- The third-down defense figure is aided by an average of 3.5 three-and-outs per game (the Utes forced a season-best nine at Colorado). It has helped put the ball back in the hands of the Utes' offense which boasts a conference-best 33:33 time of possession per week; it sits No. 3 of all Power Five teams.
- In five of Scalley's previous six years as defensive coordinator, the Utes have finished in the top-three in the Pac-12 in both total defense and scoring defense. It's a trend that has continued into 2022's bowl season, with the squad leading the conference in total defense (325.3 yards per game) and ranking second in scoring defense (20.4 points per game).
- The Utes have finished in the top-three in the conference in sacks and tackles for loss three times under Scalley, leading the league in both in 2021 and 2016, while finishing the 2018 season ranked 11th nationally and first in the Pac-12 in sacks. Entering the Rose Bowl Game, Utah is averaging 2.92 sacks per contest, a Pac-12-best.
- The 109th Rose Bowl Game will mark the fourth time that Scalley has been part of what now comprises the New Year's Six: the senior captain had three tackles in Utah's 2005 Fiesta Bowl win over Pittsburgh, the 2009 Sugar Bowl win over Alabama capped his first season as safeties coach, and he was on the sidelines for the Utes' first Rose Bowl Game appearance last season.

SHOUT-OUT FOR THE KIDS

A productive core of freshmen and sophomores have played key roles for the Utah defense on the road to the Rose Bowl Game. It highlights Utah's longtime standard of getting the job done on the field, whether you're a redshirt senior or brand new to the program.

- Of Utah's 143 defensive starts this season, 92 belong to either freshmen or sophomores on the team (64%). It includes at least seven of 11 starters in the Utes' last five games.
- Fifty of those 92 underclassman starts come from the defensive line, 16 in the linebacker room and 26 in the secondary.
- Sophomore cornerback Clark Phillips III announced his intention to pursue the NFL Draft on Dec. 12. The Jim Thorpe Award finalist and Unanimous All-American departed with a share of the Power Five lead in interceptions (6) and started all 31 games he appeared in as a Ute from 2020-22. Classmate Zemaiah Vaughn, along with JaTravis Broughton, is expected to step up in Phillips' absence.
- Fellow sophomores Karene Reid (LB) and Junior Tafuna (DT) have started all 13 games in 2022; Tafuna also got the nod for the final 11 games of 2021. Reid and Tafuna were among six underclassmen starters during last year's Rose Bowl Game vs. Ohio State.
- Several other Utah underclassmen on defense have been in the national conversation, landing on watch lists for the Bronko Nagurski Trophy (Junior Tafuna); Jim Thorpe Award (Cole Bishop); Outland Trophy (Junior Tafuna) and Polynesian College Football Player of the Year (Tennessee Pututau, Junior Tafuna).
- True freshman safety Sione Vaki earned his first start in the Week 9 win at Washington State, also contributing on special teams. Vaki's nine tackles (0.5 TFL) in the game were a team-high and career-best, one of which was a third-down stop. He started the Pac-12 Championship, producing six tackles (1.0 TFL) and a pair of pass breakups.
- The Utes are also without sophomore defensive end Van Fillingner, who sustained a season-ending injury before Week 10 vs. Arizona. At the time of his injury, Fillingner had a team-leading 5.0 sacks.

DEFENSIVE NOTES

LOCKING DOWN ON THE GROUND

One of the longtime hallmarks of Scalley's defense has been a consistently strong effort against the run game. Since taking on the defensive coordinator role in 2016, the Utes have allowed 111.1 rushing yards per game and 83 touchdowns. Both are the best marks in the Pac-12 during that seven-year span, ranking fifth and sixth, respectively, among all Power 5 programs.

Fewest Rushing Yards Allowed (Power 5, since 2016)

1.	Georgia	102.0
2.	Wisconsin	102.6
3.	Alabama	104.6
4.	Clemson	110.0
5.	Utah	111.1

- The Utah defense has kept seven opponents under 100 rushing yards this season, most recently USC in the Pac-12 Championship (56). It's the most in the Pac-12 and tied for fifth-most in the Power Five (Georgia leads with 11).
- The Utes held Arizona State to six rushing yards in Week 4, tied for the fifth-fewest that a Power Five team has allowed of another Power Five program this season. It also went down as the seventh-fewest for a Utah opponent all-time, aided by minus 24 rushing yards for the Sun Devils in the first quarter.
- In Utah's 86 games since 2016, the Utes have a Pac-12-leading 43 performances allowing 100 yards or less on the ground—it is 11 more than the next-closest program (Washington has 31). The Utes are 35-8 in those games, with wins in 13 of the last 14.
- Under Scalley, the Utes have led the Pac-12 in rushing defense five times in the final rankings (2016, '18, '19 '20 and '21), also ranking third in the nation in 2019 and fifth in 2018.

TAKING IT AWAY

Utah has gained 24 turnovers (12 INT, 12 fumble recoveries) this season. It trails only USC (28) for the Pac-12 lead and is tied for fourth in the Power Five. The Utes have produced a defensive takeaway in 10 of 13 games this season.

- The Utes' 12 fumble recoveries are tied for the Pac-12 lead, and are the most for the team since 2017 (13). It's also the most interceptions since the 2019 squad reeled in 14 picks.
- The four recoveries in Week 10 vs. Arizona were the most in game for Utah since the team claimed six fumbles in a game at BYU on Sept. 17, 2011.
- Utah's 12 interceptions as a team this season tie for third in the Pac-12. Five different Utes own a pick on the year: Clark Phillips III (6); R.J. Hubert (3); one each for Cole Bishop, Karene Reid and Junior Tafuna.
- For Bishop (at Arizona State), Hubert (vs. Southern Utah) and Tafuna (vs. Southern Utah), it was each player's first career interception. Hubert's first career pick came back 39 yards for a touchdown.
- Hubert put an early exclamation on the Pac-12 Championship win over USC, coming up with his third career interception and returning it 29 yards. It also went as Utah's third interception in the last two Pac-12 Championship games (the Utes had two vs. Oregon in 2021).



FOUR QUARTERS, TIMES FOUR

The Utes enter the Rose Bowl Game as the only Pac-12 team this season to hold four opponents under 200 yards of total offense (85 vs. Southern Utah; 173 vs. San Diego State; 177 vs. Stanford; 185 at Colorado). No other Pac-12 defense has more than one game this season with 200 yards or less allowed.

- In games since 2019, three of the five lowest total yards allowed by a Pac-12 defense belong to Utah. Five of the top 10 performances in that timeframe are owned by the Utes, with Arizona, Arizona State, Cal and Washington (2) combining for the other five.

Fewest Total Yards of Offense Allowed (P12 Teams, Since 2019)

1.	Utah vs. Cal (2019)	83
2.	Utah vs. Southern Utah (2022)	85
3.	Cal vs. Colorado (2021)	104
4.	Utah vs. Idaho State (2019)	116
5.	Washington vs. Oregon State (2019)	119

SACK LAKE CITY

Utah's defensive line has become known for its physicality and production of NFL talent with the motto "next man up" always coming into play, as the line has one of the largest groups of returners on the team in 2022. Like several other position groups on the team, the unit boasts contributions from veterans and newcomers alike. Junior Tafuna (DT) and Gabe Reid (DE) are among the experienced vets up front, with Reid transferring to Utah following a four-year career at Stanford.

- With a Pac-12-leading 2.92 sacks per game, the Utes are coming off a seven-sack-effort in the Pac-12 Championship vs. USC—tying a Utah season-high and the most in the Pac-12 Championship game since it was established in 2011. Utah also racked up 11 tackles for loss against the Trojans, a season-high.
- In light of a season-ending injury for headliner Van Fillinger (DE), the Utes have looked to fellow ends Jonah Elliss, Connor O'Toole and Miki Suguturaga – plus Reid – to take on larger

roles up front. Elliss has started eight games this season, with Suguturaga (8), O'Toole (4) and Reid (4) also owning starts in 2022.

- The Utes' defensive line has been well-represented in the arena of postseason awards; defensive tackle Simote Pepa was named a CFN Freshman All-American, while Elliss (coaches), Pepa (AP), Reid (AP) and Tafuna (coaches) each were named All-Pac-12.
- A testament to depth, eight defensive linemen and 14 total Utes have at least 1.0 sack on the season. Utah is the only Pac-12 team and one of just seven Power Five programs to have 12 or more players record a sack.
- Aided by 38.5 tackles for loss (of 83 total) coming from the defensive line this season, Utah is averaging 6.4 TFL per game; highest in the Pac-12.
- The Utes have finished in the top-three in the Pac-12 in sacks and tackles for loss three times under defensive coordinator Morgan Scalley, leading the league in both in 2021 (97 TFL, 42 sacks) and 2016 (101 TFL, 43 sacks).
- Reid's team-best 5.5 sacks include a combined 3.0 vs. USC in the regular season and Pac-12 Championship meetings. It highlighted seven sacks for Utah in the title game and four more in October; no other team had more than three sacks vs. USC this season.
- Reid, the older brother of Utah linebacker Karene Reid, played in 42 games with 24 starts at Stanford from 2018-21 before coming to Utah in Spring 2022. He owns 15.5 sacks in 54 career games, third-most of all active Pac-12 players. Reid led the Cardinal with 10.0 TFL in 2021, adding an assisted sack, eight QB hurries and his first career interception.
- Tafuna had a breakout freshman campaign in 2021, taking home Pac-12 Freshman Defensive Player of the Year and AP Pac-12 All-Conference Second Team. Called upon at left tackle during Week 3 last season, Tafuna has since started 24 consecutive games. Tafuna's 4.5 sacks were third-most among freshmen in the Pac-12 in 2021, complemented by one pass breakup and one fumble recovery.
- Both Elliss and Pepa (DT) have enjoyed huge steps forward from their rookie seasons in 2021, each now with 6.0 tackles for loss. Pepa has starred down the stretch of this season with 5.5 TFL (4.0 sacks) in the last four games.
- O'Toole, who converted to defensive end from wide receiver in Spring 2022, has played in all 13 games with four starts. O'Toole is averaging 2.7 tackles and has contributed nine third-down stops on the year.
- Utah's 28 sacks during regular season conference play ranked No. 2 in the Pac-12, with 14.5 coming from the defensive line. It includes a season-high seven sacks for the team in the Week 11 win over Stanford. Three different defensive linemen factored into the sack total vs. Stanford, with Simote Pepa (career-high 2.0), Jonah Elliss (career-high 1.5) and Keanu Tanuvasa (first career sack) each contributing.
- At the time of his injury, Fillinger was atop the team with 5.0 sacks. He led all freshmen in the Pac-12 in sacks (5.5) in 2021, bursting on the scene with a three-sack outing in Utah's win over Washington State. It made Fillinger the first freshman in program history to have 3.0 sacks in a game.

DEFENSIVE NOTES

NEW KIDS ON THE BLOCK

For the first time in three seasons, the Utes entered 2022 tasked with replacing another set of NFL linebackers with a completely new starting lineup. The group has looked to returner Karene Reid—now a full-time starter—and Florida transfer Mohamoud Diabate, along with Lander Barton to carry on the tradition that linebackers coach Colton Swan has instilled at Utah.

- Barton, a CFN All-American and the Pac-12 Freshman Defensive Player of the Year, becomes the third member of his family to reach a bowl game with Utah. His brother, Jackson, manned the offensive line in four bowl games from 2015-18, while linebacker Cody Barton appeared in three bowl games during that stretch.
- Reid, a Pac-12 All-Conference honoree, leads the linebacker room and is third on the team with 68 stops—including five games with at least 1.0 tackle for loss. He had a career-high-tying 1.5 TFL in Week 4 at Arizona State, part of a team-high 10 total stops. In his career, Reid has four games with nine-plus tackles: this season against Arizona State (10) and Oregon State (9), with two other performances in 2021.
- The brother duo of Gabe (10.0) and Karene Reid (7.5) have combined for 17.5 TFL; the most by a Power Five set of brothers entering bowl season.
- Karene Reid jumped onto the scene with a 15-tackle performance vs. Washington State in 2021—growing his rover linebacker role as the season went on. His tackle count in that WSU game was the most by a true freshman at Utah since at least 2005. He has made 19 starts as a Ute (six in 2021) and finished with 44 tackles (two TFL) last season.
- Since returning from injury in Week 5, Diabate has posted five-plus tackles in five games. He has at least 1.5 TFL in four of the last six games, and leads the team with 12.5 TFL on the season. Diabate had 2.0 sacks among his eight tackles in the Pac-12 Championship, while the Florida transfer recorded a career-best 4.0 TFL vs. Oregon State. He has appeared in 48 career FBS games with 28 starts, spending the 2019-21 seasons with the Gators where he played 37 games with 17 starts. At UF, Diabate contributed 176 total tackles (14.0 TFL, 6.0 sacks), three forced fumbles, two pass breakups and an interception.
- Lander Barton's brothers, Cody (Seattle Seahawks) and Jackson (Las Vegas Raiders), are each in their fourth NFL season in 2022 after standout careers at Utah. His sister, Dani, was a four-time All-American for Utah Volleyball while his mother, Mikki, was a two-sport All-American at Utah in basketball and volleyball as a Crimson Club Hall of Fame inductee. His father, Paul, also played football and baseball at the U.
- Lander Barton was a four-star recruit out of Brighton HS and ranked as the No. 7 linebacker in the nation by 247Sports. He leads all freshmen on the team with 42 total tackles (5.0 TFL, 3.5 sacks) along with three quarterback hurries, one pass breakup, a forced fumble and a fumble recovery.



SAFETY DANCE

Just a true freshman at the time, safety and Peachtree City, Georgia, native Cole Bishop emerged as a leader of the secondary down the stretch of 2021, headlining a group whose depth was tested, but has proved instrumental last season. He and R.J. Hubert have led the charge at safety this year; a notable feat for Hubert whom injury limited to one game in 2021.

- Bishop earned a spot on the 2022 Jim Thorpe Award preseason watch list, with Hubert following as a semifinalist for the William V. Campbell Trophy. Each with 12 starts on the season, Bishop (77) and Hubert (75) are atop the Utes in tackles. They both had nine tackles in the Pac-12 Championship vs. USC (six for Bishop came during the second half).
- Hubert led the team with 6.1 tackles per game in Pac-12 play, highlighted by nine-plus stops in consecutive games against Oregon State, UCLA and USC. It made Hubert the first Ute with such a streak since linebacker Devin Lloyd had five games in a row across the 2020 and '21 season.
- The regular season win over USC came down to the final play and was sealed in part by Hubert, who batted down Caleb Williams' deep ball. Five of Hubert's tackles against the Trojans came during the second half, keeping the Utes neck-and-neck en route to the comeback victory.
- He has two forced fumbles and two recoveries this season, most recently in the Week 10 win vs. Arizona. His first career recovery came at Florida in the season opener, and the ensuing 47-yard return was the longest fumble return by a Ute since 2019. It was among the highlights of Hubert's eight-tackle night which also included a forced fumble.
- Each of Hubert's three career interceptions have come this season—last in the Pac-12 Championship. He had a 70-yard pick return vs. Oregon State in Week 5 and logged his first career interception (a 39-yard pick-six) in Week 2 vs. Southern Utah.
- Bishop's 12 stops in the season opener at Florida remains a career-high, including one third-down stop. It was the most by a Utah player in a season opener since Gianni Paul's 14-tackle performance vs. Michigan on Sept. 3, 2015.
- Bishop led all true freshmen at Utah in 2021 with 54 tackles (9.0 TFL, 3.0 sacks), adding five pass breakups. He also earned his first career blocked field goal in the regular season tilt with Oregon last year.
- In Bishop's career (23 games) he is averaging 5.7 stops—No. 2 of active secondary players in the Pac-12 and eighth of all players. He's gone on to record seven-plus takedowns in five games this season.

PHILLIPS DECLARES FOR NFL DRAFT

Unanimous All-American Clark Phillips III became a mainstay at cornerback during his three-year Utah career, starting all 31 games he appeared in before declaring for the NFL Draft on December 12, 2022.

- Entering the season, Pro Football Network ranked Phillips the No. 25 collegiate player and No. 3 cornerback for the 2022 campaign. He landed on three preseason watch lists and six preseason All-America squads.
- Phillips is the only Pac-12 player and one of just seven in the FBS to record six interceptions this season. He is the first Ute since 2009 (Robert Johnson) to reel in six picks in a season.
- His 30 career passes defended (21 PBU, nine INT) leads active players in the Pac-12. His final pass breakup as a Ute came in the Pac-12 Championship on a USC pass bound for the end zone, and moved Phillips into 10th in program history for career PBUs. He also tied for the Pac-12 lead with 11 passes defended (6 INT, 5 PBU) in conference play during 2022.
- His nine career interceptions were returned for a combined 232 yards. That yardage ranks fourth-most in Utah history and is the most by a Ute since Harold Lusk tallied a school-record 333 yards from 1993-96. It also sits third-most of all active Power Five players.
- Four of Phillips' picks came back for touchdowns, tying with Andre Dyson (1997-2000) for the most pick-sixes in program history. He and Mississippi State's Emmanuel Forbes (6) are the only active Power Five players with four or more career interception return touchdowns. If you counted only his four career trips to the end zone, Phillips has logged 208 return yards, which would still rank sixth-most in program history.
- Phillips again proved his standing as one of the country's elite corners during Week 5 vs. Oregon State, coming up with three of Utah's four interceptions—including a 38-yard pick-six—along with three tackles. It earned Phillips weekly defensive honors from the Chuck Bednarik Award, Walter Camp, Jim Thorpe and the Pac-12. His three-pick performance is one of just two in the Power Five this season, and was the first by a Ute since 2009 (Robert Johnson at Colorado State).

DEFENSIVE NOTES

TURNING DEFENSE TO POINTS

Linebacker Karene Reid's 11-yard scoop-and-score against Oregon marked Utah's Pac-12-leading fourth defensive touchdown of the 2022 season. It also includes interception return touchdowns for Clark Phillips III (2) and R.J. Hubert.

- The four defensive scores for the Utes are the most for the team since the 2019 squad had five.
- Utah is one of four Power Five teams to have four-plus defensive touchdowns in 2022. Iowa and Pitt leads the Power Five with five.
- Reid's scoop-and-score was the first by a Ute since Nephii Sewell ran back 23 yards on a fumble return touchdown vs. USC on Nov. 21, 2020.

PICK-SIX STREAK

Including 2022, the Utah defense has gone 19 straight seasons with an interception returned for a touchdown. It dates back to 2004, the senior year of current defensive coordinator Morgan Scalley's playing career as a safety.

- This run of annual interceptions returned for a touchdown is the longest active streak in FBS football, and is the second-longest such streak since at least 1996. Only Arizona State (20 seasons; 2000-19) has had a longer run in that time.
- Utah's three interception return touchdowns in 2022 have come from Clark Phillips III (vs. Oregon State; at UCLA) and R.J. Hubert (vs. Southern Utah).
- Jonathan Fanene and Steve Fifita scored Utah's pick-sixes in 2004 to begin the streak.

Power 5 - Consecutive Seasons With a Pick-Six

Team	Consecutive Seasons	Year Started
*Utah	19	2004
*Iowa	15	2008
*Ohio State	11	2012

*Team has an interception return touchdown(s) during 2022

SPECIAL TEAMS NOTES

ON THE KICKING GAME

Utah historically has a tradition of outstanding special teams, and a mix of veterans and newcomers are working to return the Utes to that standard. Michigan State transfer Jack Bouwmeester has taken the reins at punter, while Jordan Noyes is leading the charge on kickoffs and placekicking. Long snapper JT Greep and holder Michael Williams are also back in 2022.

- Bouwmeester, an Australia native, won the starting punter job coming out of fall camp. He has punted 34 times this season, including a long of 48 yards in the season-opener at Florida. Rated the No. 6 punting prospect by 247Sports, Bouwmeester was a member of the Michigan State program in 2019 and '20.
- He orchestrated a fake punt during the first quarter in Week 11 vs. Stanford. Going on the books for 14 yards and a first down, it was Utah's first successful fake since Mitch Wishnowsky pulled the trick in 2018.
- Noyes, who walked on in 2020, had multi-field goal games at Florida and Arizona State, seeing a career-long 43-yard make in The Swamp. He is 6-of-8 field goal attempts this season as well as perfect on 31 PATs. His first bowl action came last year vs. Ohio State, handling kickoffs.
- The 30-year old Noyes is the oldest known kicker in FBS football in 2022. The year he was born, Utah head coach Kyle Whittingham was the defensive coordinator at Idaho State.
- During the Southern Utah game in Week 2, Noyes contributed 13 points with his leg—in part thanks to a 10-for-10 stat line on PAT attempts. His 10 points via PAT tied Noyes for the single-game program record, first set by Andy Phillips in 2013.
- Williams, primarily serving as Utah's holder, also chipped in on punt responsibilities down the stretch of 2021. He booted eight punts last season, twice resetting his career-long during the Pac-12 Championship Game with punts of 53 yards and, later, 54 yards.

- Greep transitioned to the starting snapper role midway through 2021 after a season-ending injury to longtime starter Keegan Markgraf. Greep has contributed 187 snaps (51 punt, 24 FG, 112 PAT) during his 22 games played at Utah.

ON THE RETURN GAME

Wide receivers Money Parks and Devaughn Vele have stepped into the kick and punt return roles, respectively, for Utah in 2022. It comes as the duo look to leave their own marks as returners on the heels of Britain Covey's career with the Utes.

- Vele's 9.5-yard average on punt returns is the fourth-best mark in the Pac-12 and No. 16 in the FBS. His 110 all-purpose yards (23 PR, 87 receiving) at UCLA were a career-high. Vele also returned a season-long 23-yard punt in the game vs. USC.
- Parks has returned two kickoffs this season, with a career-long going for 32 yards in the regular season finale at Colorado.
- The Utes have also put up one of the best efforts in the country in punt coverage. Just five of Jack Bouwmeester's punts have been returned, and when they are, opponents have netted just three total yards. That average breaks down to a mere 0.6 yards allowed per return, tops in the Pac-12 and leading all bowl-eligible teams.



2022 AWARDS AND RECOGNITION

POST-SEASON ALL-AMERICA

AFCA
Clark Phillips III, CB 1st Team

ASSOCIATED PRESS
Clark Phillips III, CB 1st Team
Dalton Kincaid, TE 3rd Team

BLEACHER REPORT
Dalton Kincaid, TE

CBS SPORTS/247SPORTS
Clark Phillips III, CB 1st Team

CFN FRESHMAN ALL-AMERICA
Lander Barton, LB 2nd Team
Simote Pepa, DT Honorable Mention

FWAA
Clark Phillips III, CB 1st Team

PHIL STEELE
Clark Phillips III, CB 1st Team
Dalton Kincaid, TE 3rd Team

PRO FOOTBALL FOCUS
Clark Phillips III, CB Honorable Mention

SPORTING NEWS
Clark Phillips III, CB 1st Team

THE ATHLETIC
Clark Phillips III, CB 1st Team

WALTER CAMP
Clark Phillips III, CB 1st Team

PAC-12 ALL-CONFERENCE (COACHES)

FRESHMAN DEFENSIVE PLAYER OF THE YEAR
Lander Barton, LB

Dalton Kincaid, TE 1st Team
Braeden Daniels, OL 1st Team
Sataoa Laumea, OL 1st Team
Clark Phillips III, CB 1st Team

Junior Tafuna, DT 2nd Team
Karene Reid, LB 2nd Team

Cameron Rising, QB Honorable Mention
Keaton Bills, OL Honorable Mention
Devaughn Vele, WR Honorable Mention
R.J. Hubert, S Honorable Mention
Cole Bishop, S Honorable Mention
Jonah Elliss, DE Honorable Mention

AP PAC-12 ALL-CONFERENCE (MEDIA)

AP PAC-12 DEFENSIVE PLAYER OF THE YEAR
Clark Phillips III, CB
Dalton Kincaid, TE 1st Team
Braeden Daniels, OL 1st Team
Gabe Reid, DE 1st Team
Simote Pepa, DT 1st Team
Karene Reid, LB 1st Team
Clark Phillips III, CB 1st Team

NATIONAL AWARDS

JIM THORPE AWARD
Clark Phillips III, CB Finalist

POLYNESIAN COLLEGE PLAYER OF THE YEAR
Sataoa Laumea, OL Finalist

CHUCK BEDNARIK AWARD
Clark Phillips III, CB Semifinalist


MAXWELL AWARD
Cameron Rising, QB Semifinalist

DAVEY O'BRIEN AWARD
Cameron Rising, QB Semifinalist
QB Class of 2022

JOHN MACKAY AWARD
Dalton Kincaid, TE Semifinalist

WILLIAM V. CAMPBELL TROPHY
R.J. Hubert, S Semifinalist

BILETNIKOFF AWARD
Dalton Kincaid, TE Midseason Watch List



MIDSEASON ALL-AMERICA

ASSOCIATED PRESS
Clark Phillips III, CB
Dalton Kincaid, TE

CBS SPORTS
Clark Phillips III, CB

COLLEGE FOOTBALL NETWORK
Clark Phillips III, CB
Dalton Kincaid, TE

PRO FOOTBALL FOCUS
Clark Phillips III, CB
Dalton Kincaid, TE

SPORTING NEWS
Clark Phillips III, CB
THE ATHLETIC
Clark Phillips III, CB

WEEKLY AWARDS

CAMERON RISING, QB
Davey O'Brien National Co-QB of the Week (vs. USC)
Pac-12 Offensive Player of the Week (vs. USC)
Paul Hornung Award Honor Roll (vs. USC)
Manning Award Stars of the Week (vs. USC)
Davey O'Brien Great 8 (vs. USC)
East-West Shrine Bowl Player of the Week (vs. USC)

CLARK PHILLIPS III, CB
Jim Thorpe Award Player of the Week (vs. OSU)
Walter Camp National Player of the Week (vs. OSU)
Chuck Bednarik Award Player of the Week (vs. OSU)
Pac-12 Defensive Player of the Week (vs. OSU)

DALTON KINCAID, TE
Rose Bowl Pac-12 Player of the Week (vs. USC)
Reese's Senior Bowl Player of the Week (vs. USC)

BRAEDEN DANIELS, OL
Pac-12 Offensive Lineman of the Week (vs. USC)

TAVION THOMAS, RB
East-West Shrine Bowl Player of the Week (vs. Stan)

PRESEASON ALL-AMERICA

ASSOCIATED PRESS
Clark Phillips III, CB 2nd Team

ATHLON SPORTS
Clark Phillips III, CB 2nd Team
Tavion Thomas, RB 3rd Team
Brant Kuithe, TE 3rd Team
Braeden Daniels, OL 3rd Team

PHIL STEELE
Braeden Daniels, OL 4th Team
Clark Phillips III, CB 4th Team
Junior Tafuna, DT 4th Team

PRO FOOTBALL FOCUS
Clark Phillips III, CB 2nd Team
Brant Kuithe, TE Honorable Mention

PRO FOOTBALL NETWORK
Clark Phillips III, CB 1st Team
Sataoa Laumea, OL 3rd Team
Brant Kuithe, TE Honorable Mention
Tavion Thomas, RB Honorable Mention

WALTER CAMP
Clark Phillips III, CB 2nd Team

PRESEASON PAC-12 ALL-CONFERENCE

Braeden Daniels, OL 1st Team
Brant Kuithe, TE 1st Team
Tavion Thomas, RB 1st Team
Cole Bishop, S 1st Team
Van Fillingier, DE 1st Team
Clark Phillips III, CB 1st Team

Sataoa Laumea, OL 2nd Team
Cameron Rising, QB 2nd Team
Junior Tafuna, DT 2nd Team

Dalton Kincaid, TE Honorable Mention
Devaughn Vele, WR Honorable Mention
JaTravis Broughton, CB Honorable Mention
Mohamoud Diabate, LB Honorable Mention



SELECT OFFENSIVE PLAYER QUICK HITS



71 **BRAEDEN DANIELS**
 LT | 6-4 | 297 | JR | CARROLLTON, TEXAS (HEBRON HS)

Instagram: @braeden_daniels | Twitter: @B_Daniels71

- 48 career games played, 42 starts (18 at LG, 11 at RT, 13 at LT).
- Two-time All-Pac-12 selection, earning first-team in 2022.
- Two-time Pac-12 Offensive Line Player of the Week (Oct. 17, 2022; Nov. 7, 2021).
- All-District in the shot put in high school.
- Enjoys cutting his teammates' hair.
- Would choose Whataburger over anything.



51 **KEATON BILLS**
 LG | 6-4 | 314 | SO | DRAPER, UTAH (CORNER CANYON HS)

Instagram: @keaton_bills | Twitter: @keatonbills

- 32 career games, 24 starts (all at LG).
- All-Pac-12 honorable mention in 2022.
- Recorded his first-career rush on a fumble recovery (5 yds) against Stanford (2022).
- Was rated the No. 2 defensive end in the state of Utah out of high school before transitioning to offensive line in 2019 as a true freshman.
- Has nine siblings (4 brothers, 5 sisters).
- Drives a moped.



54 **PAUL MAILE**
 C | 6-2 | 304 | JR | SALT LAKE CITY, UTAH (EAST HS)

Instagram: @paulmaile54 | Twitter: @PaulMaile54

- 28 career games, 15 starts (1 at RG, 14 at center).
- Started four games in 2021 including three games at center.
- Two-time Pac-12 Academic Honor Roll.
- Has 10 siblings (4 brothers, 6 sisters).
- Stepfather, Henry Kaufusi, was a team captain at Utah in 1995, earning all-conference.



52 **MICHAEL MOKOFISI**
 RG | 6-4 | 321 | R-FR | WOODS CROSS, UTAH (WOODS CROSS HS)

Twitter: @Moke_801

- 16 career games, 12 starts (1 at LG, 11 at RG).
- Has started in 12 games in 2022.
- Rated the No. 11 recruit in the state of Utah out of high school.
- Played defensive line in high school, recording 57 tackles as a junior.



78 **SATAOA LAUMEA**
 RT | 6-4 | 308 | SO | RIALTO, CALIF. (EISENHOWER HS)

Instagram: @laumea78 | Twitter: @LaumeaSataoa

- Three-time All-Pac-12 selection, earning first-team in 2022.
- 32 career games, 31 starts (19 at RG, 12 at RT).
- Four-star recruit out of high school.
- Has nine siblings (6 sisters, 3 brothers).
- Favorite movie is Waterboy.



7 **CAMERON RISING**
 QB | 6-2 | 218 | JR | VENTURA, CALIF. (UNIV. OF TEXAS)

Career High Pass Yards.....	415 vs. USC (2022, RS)
Season High Pass Yards.....	415 vs. USC (RS)
Career High Completions.....	30 vs. USC (2022, RS)
Season High Completions.....	30 vs. USC (RS)
Career Long Pass.....	72 at Arizona State (2022)
Season Long Pass.....	72 at Arizona State
Career High Pass TDs.....	4 vs. San Diego State (2022)
Season High Pass TDs.....	4 vs. San Diego State
Career High Rush Yards.....	92 vs. Ohio State (2021)
Season High Rush Yards.....	91 at Florida
Career Long Rush.....	62 vs. Ohio State (2021)
Season Long Rush.....	29 at Florida
Career High Rush TDs.....	3 vs. USC (2022, RS)
Season High Rush TDs.....	3 vs. USC (RS)
Last Game.....	22-34-0 passing, 310 yards, 3 TD; 8 rush, 18 yds vs. USC (P12C6)

CAREER PASSING

Year	GP	Cmp	Att	Int	Yds	TD	Long	Avg/G
2020	1	3	6	1	45	0	21	45.0
2021	13	204	320	5	2493	20	49	191.8
2022	12	241	364	7	2939	25	72	244.9
TOTAL	26	448	690	13	5477	45	72	210.6

CAREER RUSHING

Year	GP	Att	Yds	TD	Long	Avg/A	Avg/G
2020	1	1	-11	0	0	-11.0	-11.0
2021	13	74	499	6	62	6.7	38.4
2022	12	68	409	6	29	6.0	34.1
TOTAL	26	143	897	12	62	6.3	34.5

Instagram: @crising7 | Twitter: @crising7

- Two-time All-Pac-12 selection, earning first-team in 2021.
- Maxwell Award and Davey O'Brien Award semifinalist in 2022.
- 26 career games, 24 starts.
- 14 career games with 200+ passing yards, including two 300-yard games (306 at USC, 2021; 310 vs. USC, 2022) and one 400-yard game (415 vs. USC).
- In the 26 games he has appeared in at Utah, the Utes have produced 667 first downs with Rising accounting for 324 (48%).
- His 897 career rushing yards is fourth in program history in rushing yards by a quarterback, becoming just the fourth Ute QB to rush for 850+ yards.
- With Utah's win over USC in the Pac-12 Championship game, he has won 18 games as Utah's starting quarterback, tying for fifth all-time (Mike McCoy, 18-9, 1992-94).
- Has 77 plays for 20-or-more yards in his career at Utah, including 39 this season (34 pass, 5 rush).
- His 241 completions in 2022 is the most by a Utah quarterback since 2008 (Brian Johnson, 268).
- Broke the school record in completion percentage in a game vs. Colorado in 2022, connecting on 17 of his 19 passes (.895).
- Was one of 45 quarterbacks invited to the 2022 Manning Passing Academy.
- Nickname is #ThiccBoi7.
- Enjoys gardening.
- LOVES Beyoncé.



SELECT OFFENSIVE PLAYER QUICK HITS



16 BRYSON BARNES
QB | 6-1 | 206 | SO | MILFORD, UTAH (MILFORD HS)

Career High Pass Yards.....175 at Washington State (2022)
Season High Pass Yards.....175 at Washington State
Career High Completions.....17 at Washington State (2022)
Season High Completions.....17 at Washington State
Career Long Pass.....31 at Washington State (2022)
Season Long Pass.....31 at Washington State
Career High Pass TDs.....1 (4x) at Colorado (2022)
Season High Pass TDs.....1 (3x) at Colorado
Last Game.....No stats vs. USC (P12CG)

CAREER PASSING

Year	GP	Cmp	Att	Int	Yds	TD	Long	Avg/G
2021	3	2	2	0	23	1	15	7.7
2022	9	27	38	1	318	3	31	35.3
TOTAL	12	29	40	1	341	4	31	28.4

Instagram: @bryson_barnes10 | Twitter: @bryson_barnes10

- 12 career games at Utah, earning his first start and win at QB vs. Washington State in 2022.
- Career-high completions (17-of-27) and passing yards (175) against Washington State, throwing one touchdown after finding out minutes before the game that he would be starting instead of an injured Rising.
- Career-best 62 rushing yards on just two attempts with a career-long 32-yard rush vs. Colorado in 2022.
- Came into the Rose Bowl in 2021 after Rising was injured in the fourth quarter, going a perfect 2-for-2 with a touchdown that tied the score 45-45 with 1:54 to go.
- Set the Utah State record for career touchdown passes (137) at Milford HS.
- Grew up raising roughly 12,000 pigs in a barn in Southern Utah.



2 MICAH BERNARD
RB | 6-0 | 202 | SO | LONG BEACH, CALIF. (GAHR HS)

Career High Carries.....17 at SDSU (2021)
Season High Carries.....12 (2x), Last at Colorado
Career High Rushing Yards.....146 at BYU (2021)
Season High Rushing Yards.....91 at Colorado
Career Long Rush.....50 at BYU (2021)
Season Long Rush.....36 vs. Southern Utah
Career High Rushing TDs.....1 (5x), Last at Colorado (2022)
Season High Rushing TDs.....1 (4x), Last vs. USC (P12CG)
Last Game.....11 rush, 88 yds, 1 TD; 5 rec., 41 yds vs. USC (P12CG)

CAREER RUSHING

Year	GP	Att	Yds	TD	Long	Avg/A	Avg/G
2019	4	0	0	0	0	0.0	0.0
2020	5	15	76	0	25	5.1	15.2
2021	14	87	523	2	50	6.0	37.4
2022	13	95	474	4	36	4.9	36.5
TOTAL	36	197	1073	6	50	5.4	29.8

Instagram: @ctb.mb | Twitter: @ctb_mb

- 36 career games, 11 starts (10 at RB, 1 at CB in 2021).
- Two career 100-yard rushing games, both in 2021.
- Broke the 1,000 career rushing yards mark in Utah's win over USC in the Pac-12 title game with his 11 carries for 88 yards.
- Has led all Utah running backs in receptions and receiving yards in the last two seasons with 31 catches for 306 yards and a touchdown in 2022.
- In the last two games (Colorado, vs. USC), he is averaging 89.5 yards per game and 78 yards per carry.
- After Utah's secondary was plagued with injury toward the end of the 2021 season, Bernard returned to his roots and started at cornerback in the Rose Bowl vs. Ohio State, leading the team in tackles (10).
- Loves to rollerblade.



3 JA'QUINDEN JACKSON
RB | 6-2 | 227 | R-FR | DALLAS, TEXAS (UNIV. OF TEXAS)

Career High Carries.....13 (2x), Last vs. USC (2022, P12CG)
Season High Carries.....13 (2x), Last vs. USC (P12CG)
Career High Rushing Yards.....117 at Colorado (2022)
Season High Rushing Yards.....117 at Colorado (2022)
Career Long Rush.....66 at Colorado (2022)
Season Long Rush.....66 at Colorado
Career High Rushing TDs.....3 at Colorado (2022)
Season High Rushing TDs.....3 at Colorado
Last Game.....13 rush, 105 yds, 2 TD vs. USC (P12CG)

CAREER RUSHING

Year	GP	Att	Yds	TD	Long	Avg/A	Avg/G
2021	3	6	30	1	10	5.0	10.0
2022	11	65	450	8	66	6.9	40.9
TOTAL	14	71	480	9	66	6.7	34.3

Instagram: @leg3ndaryjaay | Twitter: @leg3ndaryjaay

- Has played in 14 career games, seeing action at quarterback, running back and on special teams.
- Made the switch full-time to running back the week of the Arizona State game (Sept. 24).
- Has had back-to-back 100-yard rushing and multi-touchdown games (117 yds + 3 TDs vs. Colorado; 105 yds + 2 TDs vs. USC, P12CG).
- In the last five games, he has recorded 385 of his 450 yards this season (85%) and is averaging 77.0 rushing yards and 7.8 yards per carry during that span.
- Seven of his eight rushing touchdowns have come in the last five games.
- His 66-yard rushing touchdown against Colorado was the longest from the line of scrimmage this season for the Utes.
- 2022 Ty Jordan/Aaron Lowe Scholarship recipient.



1 JAYLON GLOVER
RB | 5-7 | 207 | FR | LAKELAND, FLA. (LAKE GIBSON HS)

Career High Carries.....20 at Washington State (2022)
Season High Carries.....20 at Washington State
Career High Rushing Yards.....76 at Washington State (2022)
Season High Rushing Yards.....76 at Washington State
Career Long Rush.....29 vs. Southern Utah (2022)
Season Long Rush.....29 vs. Southern Utah
Career High Rushing TDs.....2 vs. Southern Utah (2022)
Season High Rushing TDs.....2 vs. Southern Utah
Last Game.....DNP vs. USC (P12CG)


CAREER RUSHING

Year	GP	Att	Yds	TD	Long	Avg/A	Avg/G
2022	8	78	360	4	29	4.6	45.0
TOTAL	8	78	360	4	29	4.6	45.0

Instagram: @lwayjay.____ | Twitter: @officiallyjay1

- Has played in eight games in 2022 with two starts.
- Career-high 20 rushes for 76 yards and a touchdown at Washington State.
- Scored two rushing touchdowns in his collegiate debut vs. Southern Utah, becoming the first Utah freshman to rush for multiple touchdowns in a game since 2020 (Ty Jordan, 3 vs. Washington State).
- Four-star recruit out of high school, recording 6,096 total rushing yards, 80 touchdowns and 32 100-yard rushing games.
- Class 6A Player of the Year and first-team all-state his junior year.
- Had a 4.0 GPA in high school.
- Lives by four pillars: Faith, Family, Academics, Athletics.

SELECT OFFENSIVE PLAYER QUICK HITS



87 **THOMAS YASSMIN**
TE | 6-5 | 251 | JR | SYDNEY, AUSTRALIA (THE SCOTS COLLEGE)

Career High Receptions.....3 at Washington State (2022)
Season High Receptions.....3 at Washington State
Career High Receiving Yards.....81 vs. USC (2022, P12CG)
Season High Receiving Yards.....81 vs. USC (P12CG)
Career High Receiving TDs.....1 (5x), Last vs. USC (2022, P12CG)
Season High Receiving TDs.....1 (5x), Last vs. USC (P12CG)
Last Game.....2 rec., 81 yds, 1 TD vs. USC (P12CG)

CAREER RECEIVING

Year	GP	Rec	Yds	TD	Long	Avg/C	Avg/G
2019	11	0	0	0	0	0.0	0.0
2020	5	0	0	0	0	0.0	0.0
2021	13	1	6	0	6	6.0	0.5
2022	12	12	300	5	72	25.0	25.0
TOTAL	41	13	306	5	72	23.5	7.2

Instagram: @thomas_yassmin | Twitter: @TYassmin21

- 41 career games, 5 starts at Utah.
- Prior to stepping foot on campus in 2018, he had never played the sport of football until his first practice in fall camp.
- Recorded a career-high 81 receiving yards in Utah's Pac-12 title win vs. USC on just two catches, averaging 40.5 yards per catch in the game.
- Has scored four of his five touchdowns in the last four games.
- His career-long 72-yard catch at Arizona State is the fourth-longest catch by an FBS tight end this season, also ranking as the second-longest by a Utah tight end since at least 1996.
- Seven of his 12 catches this season have been for first downs while six of his 12 snags have been for 20+ yards.
- Uses his rugby background on special teams, recording six tackles.
- Played rugby at The Scots College in New South Wales, Australia.



17 **DEVAUGHN VELE**
WR | 6-5 | 205 | SO | SAN DIEGO, CALIF. (RANCHO BERNARDO HS)

Career High Receptions.....7 vs. Oregon State (2022)
Season High Receptions.....7 vs. Oregon State
Career High Receiving Yards.....94 vs. Oregon State (2022)
Season High Receiving Yards.....94 vs. Oregon State
Career High Receiving TDs.....2 vs. San Diego State (2022)
Season High Receiving TDs.....2 vs. San Diego State
Last Game.....No stats vs. USC (P12CG)

CAREER RECEIVING

Year	GP	Rec	Yds	TD	Long	Avg/C	Avg/G
2019	4	0	0	0	0	0.0	0.0
2020	5	2	12	0	9	6.0	2.4
2021	14	23	389	1	45	16.9	27.8
2022	13	50	595	5	28	11.9	45.7
TOTAL	36	75	996	6	45	13.3	27.6

Twitter: @devaughn_vele

- 36 career games, 19 starts.
- All-Pac-12 honorable mention in 2022.
- Started his career as a walk-on in 2019, receiving a scholarship in 2020.
- Needs four yards to break the 1,000 career receiving yards mark.
- Recorded his first multi-touchdown game against San Diego State in 2022, scoring two receiving touchdowns.
- Had a 100-yard all-purpose game at UCLA, recording 87 receiving yards and 23 punt return yards.
- In a four-game span between Sept. 24 (at Arizona State) and Oct. 15 (vs. USC), he averaged 6.0 receptions and 76.5 yards per game.
- Was a two-sport athlete in high school (football, basketball).
- Served a church mission in Samoa.
- Enjoys fishing.



21 **SOLOMON ENIS**
WR | 6-3 | 206 | SR | PHOENIX, ARIZ. (NORTH CANYON HS)

Career High Receptions.....7 at SDSU (2021)
Season High Receptions.....3 (2x), Last at Arizona State
Career High Receiving Yards.....62 (2x), Last vs. Weber State (2021)
Season High Receiving Yards.....35 vs. San Diego State
Career High Receiving TDs.....1 (4x), Last vs. San Diego State (2022)
Season High Receiving TDs.....1 vs. San Diego State
Last Game.....No stats vs. USC (P12CG)


CAREER RECEIVING

Year	GP	Rec	Yds	TD	Long	Avg/C	Avg/G
2018	14	13	179	1	29	13.8	12.8
2019	14	14	158	0	41	11.3	11.3
2020	5	11	108	1	25	9.8	21.6
2021	11	22	248	1	24	11.3	22.5
2022	11	12	101	1	16	8.4	9.1
TOTAL	55	72	794	4	41	11.0	14.4

Instagram: @s.enis21 | Twitter: @SolomonEnis

- 55 career games, 20 starts.
- His 55 games with the Utes is the most on the team.
- Has only missed five games in his entire career, including a streak of 37 played in a row (Sept. 30, 2018 - Sept. 25, 2021).
- Has caught at least one pass in 38 of the 55 games he has appeared in.
- Four-star recruit out of high school.
- Father, Curtis, was an All-American running back at Penn State, also playing in the NFL for three seasons with Chicago.

SELECT OFFENSIVE PLAYER QUICK HITS



25 | **JAYLEN DIXON**
WR | 5-9 | 170 | SR | FRISCO, TEXAS (LONE STAR HS)

Career High Receptions.....9 vs. Northwestern (2018)
Season High Receptions.....6 vs. USC (P12CG)
Career High Receiving Yards.....125 at Colorado (2018)
Season High Receiving Yards.....55 vs. USC (P12CG)
Career High Receiving TDs.....1 (6x), Last vs. USC (2022, P12CG)
Season High Receiving TDs.....1 (2x), Last vs. USC (P12CG)
Last Game.....2 rush, 5 yds; 6 rec., 55 yds, 1 TD vs. USC (P12CG)

CAREER RECEIVING

Year	GP	Rec	Yds	TD	Long	Avg/C	Avg/G
2018	14	32	589	2	61	18.4	42.1
2019	14	24	343	1	41	14.3	24.5
2021	10	5	76	1	29	15.2	7.6
2022	13	27	280	2	31	10.3	21.5
TOTAL	51	88	1288	6	61	14.6	25.2

Instagram: @jdixon_25 | Twitter: @jdixon__25

- 51 career games, 16 starts.
- Two career 100-yard receiving games (both in 2018).
- Has nine carries for 113 yards this season (12.5 ypc), scoring four rushing touchdowns.
- His four rushing scores is the most by a Power Five wide receiver in 2022.
- Collected his first multi-touchdown game against Oregon State this season, scoring two vs. the Beavers.
- Competed in the 100 and 200 meters and the long jump in high school.
- Nickname is JD.



10 | **MONEY PARKS**
WR | 5-10 | 170 | SO | ALEDO, TEXAS (ALEDO HS)

Career High Receptions.....4 (2x), Last vs. USC (2022, P12CG)
Season High Receptions.....4 (2x), Last vs. USC (P12CG)
Career High Receiving Yards.....88 vs. USC (2022, P12CG)
Season High Receiving Yards.....88 vs. USC (P12CG)
Career High Receiving TDs.....1 (3x), Last vs. USC (2022, P12CG)
Season High Receiving TDs.....1 (2x), Last vs. USC (P12CG)
Last Game.....4 rec., 88 yds, 1 TD vs. USC (P12CG)

CAREER RECEIVING

Year	GP	Rec	Yds	TD	Long	Avg/C	Avg/G
2020	1	0	0	0	0	0.0	0.0
2021	12	1	12	1	12	12.0	1.0
2022	13	25	402	2	57	16.1	30.9
TOTAL	26	26	414	3	57	15.9	15.9

Instagram: @moneyounglive | Twitter: @MonterrenParks

- 26 career games played with three starts.
- Third in the team in total receiving yards (402).
- Only had one career catch entering the 2022 season.
- Has scored two of his three career touchdowns vs. USC.
- Has caught at least one pass in the last 10 games.
- In the last two games, he has averaged 4.0 catches and 64.0 yards per game, also scoring both of his touchdowns.
- Full first name is Monterren.



SELECT DEFENSIVE PLAYER QUICK HITS



81 CONNOR O'TOOLE
DE | 6-4 | 242 | SO | ALBUQUERQUE, N.M. (LA CUEVA HS)

Career High Tackles.....7 at Florida (2022)
Season High Tackles.....7 at Florida
Career High TFL.....1.5 vs. USC (2022, P12CG)
Season High TFL.....1.5 vs. USC (P12CG)
Career High Sacks.....1.0 vs. USC (2022, P12CG)
Season High Sacks.....1.0 vs. USC (P12CG)
Last Game.....4 tackles, 1.5 TFL (11 yards), 1.0 sack (9 yards) vs. USC (P12CG)

CAREER DEFENSE

Year	GP	Solo	Ast	Tot	TFL	Sacks	Int	PD	FF	FR	Blk
2021	14	5	5	10	0.0	0.0	0	0	0	0	0
2022	13	19	17	36	4.0	1.5	0	1	0	1	0
TOTAL	27	24	22	46	4.0	1.5	0	1	0	1	0

Instagram: @connor.otoole_ | Twitter: @connor_otoole_

- 27 career games at Utah (13 games, four starts as a defensive end).
- Converted to defensive end from wide receiver in Spring 2022.
- His 36 tackles ranks second on the defensive line (behind Gabe Reid).
- Seven stops at Florida in his defensive end debut.
- Appeared in the 2022 Rose Bowl Game vs. Ohio State, mostly on special teams.
- No. 1 recruit in New Mexico coming out of high school, helping La Cueva HS win a state title in football in 2018.
- Named Albuquerque Journal Metro Male Athlete of the Year (2018-19) and Track Athlete of the Year (2019).
- Won the 300 meter hurdles at the state track championships as a senior in 2019.
- 2022 CSC Academic All-District.



47 MIKI SUGUTURAGA
DE | 6-4 | 264 | SO | KANEHOE, HAWAII (PUNAHOU SCHOOL)

Career High Tackles.....4 at Florida (2022)
Season High Tackles.....4 at Florida
Career High TFL.....1.0 (2x), Last vs. USC (2022, P12CG)
Season High TFL.....1.0 vs. USC (P12CG)
Career High Sacks.....1.0 (2x), Last vs. USC (2022, P12CG)
Season High Sacks.....1.0 vs. USC (P12CG)
Last Game.....3 tackles, 1.0 sack (16 yards) vs. USC (RS)

CAREER DEFENSE

Year	GP	Solo	Ast	Tot	TFL	Sacks	Int	PD	FF	FR	Blk
2019	2	1	0	1	0.0	0.0	0	0	0	0	0
2020	2	0	0	0	0.0	0.0	0	0	0	0	0
2021	7	3	1	4	1.0	1.0	0	0	1	0	0
2022	13	8	6	14	1.5	1.0	0	1	0	0	0
TOTAL	24	12	7	19	2.5	2.0	0	1	1	0	0

Instagram: @sugudaddy

- 24 career games with eight starts in 2022.
- Started vs. USC both in the regular season and Pac-12 Championship.
- Put an exclamation on the Pac-12 title with a sack on the final drive of the game.
- Played in seven games in 2021, recording his first career sack at Stanford.
- Cousin of former Utah and NFL players Chris and Ma'ake Kemoeatu.
- Considers himself a professional speed eater and juggler.
- Can also do a handstand for a fairly long amount of time.
- Loves Jim Carrey movies.



83 JONAH ELLISS
DE | 6-2 | 241 | SO | MOSCOW, IDAHO (MOSCOW SENIOR HS)

Career High Tackles.....4 (2x), Last vs. Stanford (2022)
Season High Tackles.....4 (2x), Last vs. Stanford
Career High TFL.....2.0 vs. Southern Utah (2022)
Season High TFL.....2.0 vs. Southern Utah
Career High Sacks.....1.5 vs. Stanford (2022)
Season High Sacks.....1.5 vs. Stanford
Last Game.....No stats vs. USC (P12CG)

CAREER DEFENSE

Year	GP	Solo	Ast	Tot	TFL	Sacks	Int	PD	FF	FR	Blk
2021	14	9	6	15	1.0	1.0	0	0	0	2	0
2022	11	15	11	26	6.0	3.0	0	0	2	2	0
TOTAL	25	24	17	41	7.0	4.0	0	0	2	4	0

Instagram: @jonah.elliss | Twitter: @jonah_elliss

- 25 career games, eight starts (all in 2022).
- All-Pac-12 honorable mention in 2022.
- Appeared as a reserve during the Pac-12 Championship vs. USC.
- Made one special teams tackle in the 2022 Rose Bowl Game vs. Ohio State.
- Played linebacker in 2021, making the switch to defensive end in the spring of 2022.
- Elliss and R.J. Hubert share the team lead both in forced fumbles and recoveries (2).
- Rated the No. 1 recruit in the state of Idaho out of high school.
- His father, Luther, is Utah's defensive tackles coach and an All-American for the Utes from 1991-94 - playing in the NFL for 10 years.



91 GABE REID
DE | 6-0 | 247 | SR | AMERICAN FORK, UTAH (STANFORD)

Career High Tackles.....10 at Arizona State (2021)*
Season High Tackles.....8 at Oregon
Career High TFL.....3.0 (3x), Last vs. USC (2022, P12CG)
Season High TFL.....3.0 vs. USC (P12CG)
Career High Sacks.....2.0 (3x), Last vs. USC (2022, P12CG)
Season High Sacks.....2.0 (2x), Last vs. USC (P12CG)
Last Game.....5 tackles, 3.0 TFL (16 yards), 2.0 sacks (15 yards), 1 QB hurry vs. USC (P12CG)

CAREER DEFENSE

Year	GP	Solo	Ast	Tot	TFL	Sacks	Int	PD	FF	FR	Blk
2018*	13	19	16	35	7.5	5.5	0	0	0	0	0
2019*	12	27	16	43	9.0	2.0	0	2	0	0	0
2020*	5	12	15	27	4.0	2.0	0	0	0	1	0
2021*	12	33	29	62	10.0	0.5	1	4	0	0	0
2022	12	25	14	39	10.0	5.5	0	1	0	0	0
TOTAL	54	116	90	206	40.5	15.5	1	7	0	1	0

*at Stanford

Instagram: @_gabe_reid_ | Twitter: @gabereid90

- 54 career games played, starting the last four contests.
- AP All-Pac-12 first-team.
- Each of his five tackles (3.0 TFL, 2.0 sacks) in the Pac-12 Championship were solo.
- Ranks third of active Pac-12 players in career sacks (15.5).
- Leads the team in sacks (5.5), second-most TFL (10.0)
- Played in 42 games with 24 starts at Stanford from 2018-21.
- Part of a Sun Bowl-winning team with Stanford in 2018 (vs. Pitt).
- Pac-12 All-Academic Team in 2018.
- Joined his brother, fellow Ute and linebacker Karene Reid, ahead of the 2022 season.
- The Reid brothers' 175 combined TFL are the most this season by a Power Five set of brothers.

SELECT DEFENSIVE PLAYER QUICK HITS



58 JUNIOR TAFUNA
DT | 6-3 | 300 | SO | TAYLORSVILLE, UTAH (BINGHAM HS)

Career High Tackles..... 9 at Arizona (2021)
Season High Tackles..... 6 vs. Oregon State
Career High TFL..... 1.5 (2x), Last vs. Oregon (2021)
Season High TFL..... 1.0 (2x), Last vs. San Diego State
Career High Sacks..... 1.5 vs. Oregon (2021)
Season High Sacks..... --
Last Game..... No stats vs. USC (P12CG)

CAREER DEFENSE

Year	GP	Solo	Ast	Tot	TFL	Sacks	Int	PD	FF	FR	Blk
2021	13	22	11	33	5.5	4.5	0	1	0	1	0
2022	13	14	12	26	2.5	0.0	1	2	0	0	0
TOTAL	26	36	23	59	8.0	4.5	1	3	0	1	0

Instagram: @jmtafuna58 | Twitter: @JuniorTafuna45

- 2022 Pac-12 All-Conference Second Team.
- 2021 Pac-12 Freshman Defensive Player of the Year.
- 26 career games played with 24 straight starts.
- Started at left tackle and made one stop vs. Ohio State in the 2022 Rose Bowl.
- First career interception came vs. Southern Utah in 2022.
- Played in 13 games with 11 starts in 2021.
- Rated the No. 7 recruit in the state of Utah out of high school.
- Served a church mission in Praia, Cape Verde.



95 ALIKI VIMAHI
DT | 6-4 | 307 | SO | KAHUKU, HAWAII (KAHUKU HS)

Career High Tackles..... 4 vs. Oregon State (2022)
Season High Tackles..... 4 vs. Oregon State
Career High TFL..... 1.0 (3x), Last vs. Arizona (2022)
Season High TFL..... 1.0 vs. Arizona
Career High Sacks..... 1.0 (3x), Last vs. Arizona (2022)
Season High Sacks..... 1.0 vs. Arizona
Last Game..... No stats vs. USC (P12CG)

CAREER DEFENSE

Year	GP	Solo	Ast	Tot	TFL	Sacks	Int	PD	FF	FR	Blk
2021	10	9	3	12	2.0	2.0	0	3	0	0	0
2022	13	4	9	13	2.0	1.0	0	0	0	0	0
TOTAL	23	13	12	25	4.0	3.0	0	3	0	0	0

Instagram: @aliki_vimahi | Twitter: @AlikiVimahi

- 23 career games played, 11 starts.
- Nine starts this season.
- Made one stop as a reserve in the 2022 Rose Bowl vs. Ohio State.
- Had a three-yard sack vs. Washington State in 2021 in his collegiate debut.
- All-State in high school, earning a spot in the Polynesian Bowl.
- Brother, Enokk, plays football at Ohio State.



77 SIMOTE PEPA
DT | 6-3 | 345 | R-FR | SOUTH JORDAN, UTAH (BINGHAM HS)


Career High Tackles..... 6 vs. Stanford (2022)
Season High Tackles..... 6 vs. Stanford
Career High TFL..... 3.0 vs. Stanford (2022)
Season High TFL..... 3.0 vs. Stanford
Career High Sacks..... 2.0 vs. Stanford (2022)
Season High Sacks..... 2.0 vs. Stanford
Last Game..... 2 tackles, 1.0 TFL (10 yards), 1.0 sack (10 yards) vs. USC (P12CG)

CAREER DEFENSE

Year	GP	Solo	Ast	Tot	TFL	Sacks	Int	PD	FF	FR	Blk
2021	4	0	0	0	0.0	0.0	0	0	0	0	0
2022	13	12	14	26	6.0	4.0	0	2	0	0	0
TOTAL	17	12	14	26	6.0	4.0	0	2	0	0	0

Instagram: @simote_pepa | Twitter: @SimotePepa

- 2022 College Football News Freshman All-America.
- AP All-Pac-12 first-team.
- 17 games played as a Ute, first start came in Week 13 at Colorado.
- Saw time as a reserve vs. Ohio State in the 2022 Rose Bowl.
- Pair of solo stops in the Pac-12 Championship vs. USC included a 10-yard sack.
- All of Pepa's 4.0 career sacks have come in the last four games.
- Six tackles (3.0 TFL, 2.0 sacks) vs. Stanford in Week 11.
- Rated the No. 6 player in Utah out of Bingham HS in 2017, winning two state titles.
- Deseret News 6A MVP and Region 4 MVP in 2017.
- Two-time All-State and All-Region pick in high school.



3 MOHAMOUD DIABATE
LB | 6-4 | 222 | SR | AUBURN, ALA. (UNIV. OF FLORIDA)

Career High Tackles..... 12 at South Carolina (2021)*
Season High Tackles..... 9 at Florida
Career High TFL..... 4.0 vs. Oregon State (2022)
Season High TFL..... 4.0 vs. Oregon State
Career High Sacks..... 3.0 vs. Vanderbilt (2019)*
Season High Sacks..... 2.0 vs. USC (P12CG)
Last Game..... 8 tackles, 3.0 TFL (20 yds), 2.0 sacks (19 yds), 1 FF, 1 QBH vs. USC (P12CG)

CAREER DEFENSE

Year	GP	Solo	Ast	Tot	TFL	Sacks	Int	PD	FF	FR	Blk
2019*	13	7	11	18	4.5	4.5	0	0	1	0	0
2020*	12	33	36	69	7.0	1.5	1	2	2	0	0
2021*	12	33	56	89	2.5	0.0	0	0	0	0	0
2022	11	27	25	52	12.5	5.0	0	1	1	0	0
TOTAL	48	100	128	228	26.5	11.0	1	3	4	0	0

*at Florida

Instagram: @mohamoud_ | Twitter: @Mdiabate11

- 48 career games in FBS football, 28 starts (37 games and 17 starts at Florida, 2019-21).
- Leads the team with 12.5 TFL on the season, second in sacks (5.0), fourth in total tackles (52).
- Tallied 4.5 TFL over the last two games.
- Making his third career bowl appearance (2019 Orange Bowl; 2020 Cotton Bowl).
- Five tackles (1.0 TFL) and a forced fumble vs. Oklahoma in the 2020 Cotton Bowl.
- His 4.0 TFL vs. Oregon State is tied for the most by a Pac-12 player this season.
- Four career double-digit tackle games.
- Five games at Utah with five-plus tackles; averaging 4.7 stops per game as a Ute.
- Four-star recruit out of high school.
- Sister, Fanta, ran track and field at UAB.

SELECT DEFENSIVE PLAYER QUICK HITS



21 **KARENE REID**
LB | 6-0 | 227 | SO | AMERICAN FORK, UTAH (TIMPVIEV HS)

Career High Tackles 15 vs. Washington State (2021)
Season High Tackles..... 10 at Arizona State
Career High TFL..... 1.5 (3x), Last at Washington State (2022)
Season High TFL..... 1.5 (3x), Last at Washington State
Career High Sacks..... 1.0 (4x), Last at Washington State (2022)
Season High Sacks..... 1.0 (3x), Last at Washington State
Last Game..... 4 tackles, 1 PBU vs. USC (P12CG)

CAREER DEFENSE

Year	GP	Solo	Ast	Tot	TFL	Sacks	Int	PD	FF	FR	Blk
2021	10	22	23	45	2.0	1.0	1	3	0	0	0
2022	13	32	36	68	7.5	4.0	1	4	1	1	0
TOTAL	23	54	59	113	9.5	5.0	2	7	1	1	0

Instagram: @kreid2121 | Twitter: @k_reid41

- 2022 Pac-12 All-Conference second-team, AP All-Pac-12 first-team.
- 23 career games, 19 starts.
- Third on the team in TFL (75) and leads the linebacker room in total tackles (68).
- Combined with his brother, Gabe, for 17.5 TFL - most this season by a Power Five set of brothers.
- Started at LB in the 2022 Rose Bowl vs. Ohio State (one tackle, one PBU).
- Ninth among active Pac-12 linebackers with 4.9 tackles per game in his career.
- First career fumble recovery was an 11-yard scoop-and-score at Oregon.
- Walked on the team in 2021, earning a scholarship in the spring of 2022.
- His career-high 15 tackles vs. Washington State was the most by an FBS freshman in 2021, and the most by a Utah freshman since 2005.
- Father, Spencer, played football at BYU from 1994-97, going on to play for Arizona in the NFL for two seasons.
- Brother, Gabe, is a graduate transfer defensive end for the Utes after playing in 42 career games at Stanford.
- 2022 CSC Academic All-District.



20 **LANDER BARTON**
LB | 6-4 | 230 | FR | COTTONWOOD HEIGHTS, UTAH (BRIGHTON HS)

Career High Tackles 6 vs. USC (2022 P12CG)
Season High Tackles..... 6 vs. USC (P12CG)
Career High TFL..... 1.0 (3x), Last at Colorado (2022)
Season High TFL..... 1.0 (3x), Last at Colorado
Career High Sacks..... 1.0 (3x), Last at Colorado (2022)
Season High Sacks..... 1.0 (3x), Last at Colorado
Last Game..... 6 tackles, 0.5 TFL (1 yard), 1 FR, 1 PBU, 1 QBH y vs. USC (P12CG)

CAREER DEFENSE

Year	GP	Solo	Ast	Tot	TFL	Sacks	Int	PD	FF	FR	Blk
2022	13	22	20	42	5.0	3.5	0	1	1	1	0
TOTAL	13	22	20	42	5.0	3.5	0	1	1	1	0

Instagram: @landerbarton | Twitter: @BanderLartn

- 2022 College Football News Freshman All-America.
- 2022 Pac-12 Freshman Defensive Player of the Year.
- Appeared in all 13 games, making three starts.
- Seven games this season with four-plus tackles.
- One third-down stop and a fourth-down sack in the Pac-12 Championship.
- Is the third member of his family to appear in a bowl game for Utah.
- Four-star recruit and No. 17 linebacker nationally out of high school.
- High School All-American.
- Also played basketball in high school and averaged 19.0 points and 1.3 steals per game to earn all-state.
- Comes from Utah Athletics "royalty" with his mother being a Crimson Club Hall of Fame inductee as an All-American in basketball and volleyball, his two brothers (Cody & Jackson) playing football at Utah and in the NFL, his father playing football and baseball for the Utes and his sister, Dani being an All-American volleyball alum.



4 **JATRAVIS BROUGHTON**
CB | 5-11 | 191 | JR | TULSA, OKLA. (UNION HS)

Career High Tackles 9 vs. Oregon State (2020)
Season High Tackles..... 7 vs. Oregon State
Career High PBU..... 2 vs. Washington State (2020)
Season High PBU..... 1 at Florida
Last Game..... 2 tackles vs. USC (P12CG)

CAREER DEFENSE

Year	GP	Solo	Ast	Tot	TFL	Sacks	Int	PD	FF	FR	Blk
2019	14	7	1	8	0.0	0.0	1	1	0	0	0
2020	5	18	8	26	1.5	0.0	0	4	0	1	0
2021	2	7	2	9	1.0	0.0	0	2	0	0	0
2022	13	29	12	41	2.0	1.0	0	2	0	0	0
TOTAL	34	61	23	84	4.5	1.0	1	9	0	1	0

Instagram: @jt4life4eva | Twitter: @JT4LIFE4EVA

- All-Pac-12 honorable mention in 2020.
- 34 career games with 17 starts (10 starts this season).
- Returned in 2022 after suffering a season-ending injury two games into the 2021 season.
- Fourth in the secondary with 41 tackles this season.
- First career sack went for 10 yards vs. Arizona.
- One tackle vs. Texas in the 2019 Alamo Bowl.
- Helped his high school to a state championship in football and track and field his senior season.



11 **R.J. HUBERT**
FS | 6-0 | 198 | SR | LOGANDALE, NEV. (MOAPA VALLEY HS)

Career High Tackles 12 vs. Oregon State (2022)
Season High Tackles..... 12 vs. Oregon State
Career High PBU..... 2 vs. USC (2022 RS)
Season High PBU..... 2 vs. USC (RS)
Last Game..... 9 tackles, 1 INT vs. USC (P12CG)


CAREER DEFENSE

Year	GP	Solo	Ast	Tot	TFL	Sacks	Int	PD	FF	FR	Blk
2018	7	2	0	2	0.0	0.0	0	0	0	0	0
2019	13	15	7	22	0.0	0.0	0	1	1	0	0
2020	4	0	0	0	0.0	0.0	0	0	0	0	0
2021	1	0	0	0	0.0	0.0	0	0	0	0	0
2022	13	53	22	75	3.0	0.0	3	5	2	2	0
TOTAL	38	70	29	99	3.0	0.0	3	6	3	2	0

Instagram: @mamba_xi

- 2022 Pac-12 All-Conference Honorable Mention.
- 38 career games, 18 starts.
- Played in one game in 2021, returning from injury to play in the Rose Bowl vs. Ohio State.
- Also appeared in the 2018 Holiday Bowl vs. Northwestern.
- Five games with eight-plus tackles this season.
- Nine tackles vs. USC in both the regular season meeting and Pac-12 Championship.
- Was a semifinalist for the 2022 William V. Campbell Trophy.
- First career interception was returned 39 yards for a touchdown vs. Southern Utah.
- Recovered a fumble at Florida and returned it 47 yards, the longest fumble recovery return by the Utes since 2019.
- Offensive Player of the Year in high school.
- Standout in track, achieving 6'7" in the high jump while running a 11.23 in the 100-meter dash.
- Has volunteered at the veteran wing of the Utah Hospital system, as well as reading to elementary school children in Salt Lake City.
- 2022 CSC Academic All-District.
- Massive Disney fan.
- Self-proclaimed best Call of Duty player on the team.

SELECT DEFENSIVE PLAYER QUICK HITS



8 COLE BISHOP
 SS | 6-2 | 206 | SO | PEACHTREE CITY, GA. (STARR'S MILL HS)

Career High Tackles 12 at Florida (2022)
 Season High Tackles..... 12 at Florida
 Career High PBU..... 2 vs. Oregon (2021)
 Season High PBU..... 1 (3x), Last vs. Stanford
 Last Game..... 9 tackles vs. USC (P12CG)

CAREER DEFENSE

Year	GP	Solo	Ast	Tot	TFL	Sacks	Int	PD	FF	FR	Blk
2021	10	35	19	54	9.0	3.0	0	5	0	1	1
2022	13	43	34	77	6.0	1.5	1	4	0	1	0
TOTAL	23	78	53	131	15.0	4.5	1	9	0	2	1

Instagram: @colebishop8 | Twitter: @Cole_bishop_8

- Two-time Pac-12 All-Conference honorable mention (2021, '22).
- 23 career games, 18 starts.
- Eight stops (1.0 TFL) and recovered a fumble vs. Ohio State in the 2022 Rose Bowl.
- Leads the team in tackles (77); tied for fourth with 6.0 TFL on the season.
- Utah is 8-2 in Bishop's career when he makes seven-plus stops.
- Ranks second of active Pac-12 secondary players with 5.7 career tackles per game.
- His 12 stops at Florida were the most in a Utah season-opener since 2015.
- Was a three-star recruit out of high school, earning all-state honors.
- Also rushed for 145 yards and a touchdown as a senior in high school.
- Because of COVID, he never took a visit at Utah and chose to come to Salt Lake City sight unseen.
- Loves Adam Sandler movies.



28 SIONE VAKI
 SS | 6-0 | 208 | FR | ANTIOCH, CALIF. (LIBERTY HS)

Career High Tackles 9 at Washington State (2022)
 Season High Tackles..... 9 at Washington State
 Career High PBU..... 2 vs. USC (2022, P12CG)
 Season High PBU 2 vs. USC (P12CG)
 Last Game..... 6 tackles, 1.0 TFL (4 yards), 2 PBU vs. USC (P12CG)

CAREER DEFENSE

Year	GP	Solo	Ast	Tot	TFL	Sacks	Int	PD	FF	FR	Blk
2022	13	26	7	33	3.5	0.0	0	3	1	0	0
TOTAL	13	26	7	33	3.5	0.0	0	3	1	0	0

Instagram: @sionevaki

- 13 games, four starts.
- Breakout game came in his first career start at Washington State, tallying nine tackles and an assisted TFL against the Cougars.
- Three games this season with four or more tackles.
- Three-star recruit out of Liberty HS in 2019 before leaving on a church mission.
- Invited to the 2019 Polynesian Bowl.
- Bay Valley Athletic League MVP as a senior in 2018.



SELECT SPECIAL TEAMS PLAYER QUICK HITS



67 JORDAN NOYES
 KO | 5-10 | 196 | SO | HIGHAM, KENT, ENGLAND (GAD'S HILL)

Career High KO..... 10 at Colorado (2022)
 Season High KO..... 10 at Colorado
 Career High KO Yards..... 615 at Colorado (2022)
 Season High KO Yards..... 615 at Colorado
 Career High FG Made..... 2 (3x), Last at Arizona State (2022)
 Season High FG Made..... 2 (2x), Last at Arizona State
 Career Long FG..... 43 at Florida (2022)
 Season Long FG..... 43 at Florida
 Last Game..... 9 kickoffs (4 TB) vs. USC (P12CG)

CAREER KICKOFFS

Year	GP	Att	Yds	Avg	TB	OB
2020	5	26	1649	63.4	11	0
2021	13	69	4249	61.6	29	2
2022	11	47	2886	61.4	17	4
TOTAL	29	142	8784	61.9	57	6

CAREER KICKING

Year	GP	FGM	FGA	Long	PATM	PAT	Pts
2020	5	0	0	0	0	0	0
2021	13	2	4	33	0	0	6
2022	11	6	8	43	31	31	49
TOTAL	29	8	12	43	31	31	55

Instagram: @j_noyes23 | Twitter: @jordannoyes23

- 29 career games.
- Walked on the team in the fall of 2020.
- Played football, soccer, rugby and gymnastics in England.
- Cousin is married to former Ute All-American kicker Matt Gay.
- Oldest player on the team (30).
- First person in his family to move to the United States.



34 JACK BOUWMEESTER
 P | 6-2 | 194 | JR | BENDIGO, AUSTRALIA (MICHIGAN STATE)

Career High Punts..... 5 vs. San Diego State (2022)
 Season High Punts..... 5 vs. San Diego State
 Career High Average..... 46.5 at Florida (2022)
 Season High Average..... 46.5 at Florida
 Career Long..... 48 at Florida (2022)
 Season Long..... 48 at Florida
 Last Game..... 3 punts (two inside-20; long 47) vs. USC (P12CG)

CAREER PUNTING

Year	GP	Att	Yds	Avg	Long	In 20
2022	13	34	1324	38.9	48	14
TOTAL	13	34	1324	38.9	48	14

Twitter: @jackbouwie

- Member of the Michigan State team from 2019-20, but didn't see action.
- Ran a fake punt vs. Stanford, taking off for 14 yards and a first down.
- Rated the No. 6 punting prospect by 247Sports out of Bendigo Catholic College.
- Trained with ProKick Australia.
- Was also an opening bowler on his cricket team.



57 JT GREEP
 SN | 6-0 | 225 | SO | GLENDORA, CALIF. (GLENDORA HS)

Instagram: @jtgreep | Twitter: @jtgreep

- 22 career games.
- 116 snaps in 2022 (35 punt, 14 FG, 67 PAT).
- Fired 11 snaps during the Pac-12 Championship vs. USC (3 punt, 2 FG, 6 PAT).
- Earned his first career fumble recovery in the game at Washington State.
- Recorded 71 total snaps in 2021 after taking over as the starter five games into the season.
- Rubio Long Snapping ranked him as the No. 1 long snapper in the state of California out of high school.
- Led his high school team in receiving touchdowns and sacks his senior year.



17 DEVAUGHN VELE
 PR | 6-5 | 205 | SO | SAN DIEGO, CALIF. (RANCHO BERNARDO HS)

Career High PR Yards..... 60 vs. San Diego State (2022)
 Season High PR Yards..... 60 vs. San Diego State
 Career Long PR..... 27 at BYU (2021)
 Season Long PR..... 23 vs. USC
 Career High All-Purpose Yards..... 110 at UCLA (2022)
 Season High All-Purpose Yards..... 110 at UCLA

CAREER RETURNS

Year	GP	PR	Yds	Lg	TD	Avg/R
2019	4	0	0	0	0	0
2020	5	0	0	0	0	0
2021	14	1	27	27	0	27
2022	13	26	246	23	0	9.5
TOTAL	36	27	273	27	0	10.1

Twitter: @devaughn_vele

- 36 career games, 19 starts.
- Ranks fourth in the Pac-12 and No. 16 in FBS for punt return average (9.5 yds/return).
- Named primary punt returner heading into the 2022 season.
- Started his career as a walk-on in 2019, receiving a scholarship in 2020.
- Was a two-sport athlete in high school (football, basketball).
- Served a church mission in Samoa.

SELECT INDIVIDUAL GAME-BY-GAME

QUARTERBACKS

#7 Cameron Rising (6-2, 218, Jr.)

Game	C-A-I	PCT	YDS	TD	LG
at Florida	22-32-1	.687	216	1	37
SUU	17-23-0	.739	254	3	37
SDSU	18-30-0	.600	224	4	30
at ASU	19-29-1	.655	260	2	72
Oregon St.	19-25-0	.760	199	3	20
at UCLA	23-32-1	.719	287	0	25
USC	30-44-0	.682	415	2	45
at WSU	DNP	--	--	--	--
Arizona	13-25-0	.520	151	1	30
Stanford	20-33-1	.606	219	3	29
at Oregon	21-38-2	.553	170	0	18
at Colo.	17-19-0	.895	234	3	41
vs. USC	22-34-0	.647	310	3	60
TOTALS	241-364-7	.662	2939	25	72


Game	RUSH	YDS	AVG	TD	LG
at Florida	7	91	13.0	0	29
SUU	1	-6	0.0	0	0
SDSU	5	4	0.8	0	15
at ASU	3	27	9.0	0	11
Oregon St.	7	73	10.4	1	24
at UCLA	13	59	4.5	2	17
USC	11	60	5.4	3	21
at WSU	DNP	--	--	--	--
Arizona	2	-7	0.0	0	0
Stanford	3	34	5.6	0	26
at Oregon	7	43	6.1	0	13
at Colo.	1	13	13.0	0	13
vs. USC	8	18	2.3	0	11
TOTALS	68	409	6.0	6	29

#16 Bryson Barnes (6-1, 206, So.)

Game	C-A-I	PCT	YDS	TD	LG
at Florida	DNP	--	--	--	--
SUU	6-6-0	1.000	98	1	29
SDSU	0-0-0	.000	0	0	0
at ASU	0-0-0	.000	0	0	0
Oregon St.	0-0-0	.000	0	0	0
at UCLA	DNP	--	--	--	--
USC	DNP	--	--	--	--
at WSU	17-27-0	.630	175	1	31
Arizona	0-0-0	.000	0	0	0
Stanford	0-0-0	.000	0	0	0
at Oregon	DNP	--	--	--	--
at Colo.	4-5-1	.800	45	1	21
vs. USC	DNP	--	--	--	--
TOTALS	27-38-1	.710	318	3	31

Game	RUSH	YDS	AVG	TD	LG
at Florida	DNP	--	--	--	--
SUU	1	5	5.0	0	5
SDSU	1	3	3.0	0	3
at ASU	0	0	0.0	0	0
Oregon St.	1	12	12.0	0	12

at UCLA	DNP	--	--	--	--
USC	DNP	--	--	--	--
at WSU	8	51	6.4	0	28
Arizona	0	0	0.0	0	0
Stanford	0	0	0.0	0	0
at Oregon	DNP	--	--	--	--
at Colo.	2	62	31.0	0	32
vs. USC	DNP	--	--	--	--
TOTALS	13	133	10.2	0	32



RUNNING BACKS

#1 Jaylon Glover (5-7, 207, Fr.)

Game	RUSH	YDS	AVG	TD	LG
at Florida	DNP	--	--	--	--
SUU	9	53	5.8	2	29
SDSU	9	34	3.8	0	9
at ASU	13	48	3.7	0	11
Oregon St.	6	18	3.0	0	6
at UCLA	DNP	--	--	--	--
USC	DNP	--	--	--	--
at WSU	20	76	3.8	1	21
Arizona	8	69	8.6	0	19
Stanford	0	0	0.0	0	0
at Oregon	DNP	--	--	--	--
at Colo.	13	62	4.7	1	15
vs. USC	DNP	--	--	--	--
TOTALS	78	360	4.6	4	29

#2 Micah Bernard (6-0, 202, So.)

Game	RUSH	YDS	AVG	TD	LG
at Florida	3	7	2.0	1	7
SUU	3	41	13.6	0	36
SDSU	5	44	8.8	0	24
at ASU	8	28	3.5	0	7
Oregon St.	6	19	3.2	0	6
at UCLA	11	42	3.8	0	8
USC	11	37	3.4	1	12
at WSU	3	1	0.3	0	3

Arizona	12	48	4.0	0	14
Stanford	5	11	2.2	0	5
at Oregon	5	18	3.6	0	8
at Colo.	12	91	7.5	1	23
vs. USC	11	88	8.0	1	23
TOTALS	95	474	4.9	4	36

Game	REC	YDS	AVG	TD	LG
at Florida	5	31	6.2	0	17
SUU	2	33	16.5	0	17
SDSU	2	33	16.5	0	26
at ASU	2	9	4.5	0	8
Oregon St.	3	37	12.3	0	18
at UCLA	1	11	11.0	0	11
USC	5	40	8.0	0	13
at WSU	0	0	0.0	0	0
Arizona	1	-1	0.0	0	0
Stanford	3	57	19.0	1	29
at Oregon	1	7	7.0	0	7
at Colo.	1	8	8.0	0	8
vs. USC	5	41	8.2	0	15
TOTALS	31	306	9.8	1	29

#3 Ja'Quinden Jackson (6-2, 227, R-Fr.)

Game	RUSH	YDS	AVG	TD	LG
at Florida	DNP	--	--	--	--
SUU	2	29	14.5	0	28
SDSU	0	0	0.0	0	0
at ASU	9	31	3.4	1	7
Oregon St.	4	5	0.8	0	12
at UCLA	0	0	0.0	0	0
USC	1	0	0.0	0	0
at WSU	10	43	4.3	1	15
Arizona	13	97	7.5	1	32
Stanford	DNP	--	--	--	--
at Oregon	3	23	7.6	0	10
at Colo.	10	117	11.7	3	66
vs. USC	13	105	8.1	2	53
TOTALS	65	450	6.9	8	66

WIDE RECEIVERS

#10 Money Parks (5-10, 170, So.)

Game	REC	YDS	AVG	TD	LG
at Florida	1	4	4.0	0	4
SUU	3	71	23.6	0	26
SDSU	0	0	0.0	0	0
at ASU	1	19	19.0	0	19
Oregon St.	2	7	3.5	0	4
at UCLA	3	46	15.3	0	25
USC	1	45	45.0	0	45
at WSU	2	43	21.5	0	31
Arizona	1	19	19.0	0	19
Stanford	2	14	7.0	0	11
at Oregon	1	6	6.0	0	6
at Colo.	4	40	10.0	1	16
vs. USC	4	88	22.0	1	57
TOTALS	25	402	16.1	2	57

SELECT INDIVIDUAL GAME-BY-GAME

#4 JaTravis Broughton (CB, 5-11, 191, Jr.)

Table with 13 columns: Game, S, A, TOT, TFL, SACK, FF, FR, INT, PBU, BLK, QBH. Rows include games at Florida, SUU, SDSU, at ASU, Oregon St., at UCLA, USC, at WSU, Arizona, Stanford, at Oregon, at Colo., vs. USC, and a TOTALS row.

#11 R.J. Hubert (S, 6-0, 198, Sr.)

Table with 13 columns: Game, S, A, TOT, TFL, SACK, FF, FR, INT, PBU, BLK, QBH. Rows include games at Florida, SUU, SDSU, at ASU, Oregon St., at UCLA, USC, at WSU, Arizona, Stanford, at Oregon, at Colo., vs. USC, and a TOTALS row.

SPECIAL TEAMS

#17 Devaughn Vele (6-5, 205, So.)

Table with 6 columns: Game, PR, YDS, AVG, TD, LG. Rows include games at Florida, SUU, SDSU, at ASU, Oregon St., at UCLA, USC, at WSU, Arizona, Stanford, at Oregon, at Colo., vs. USC, and a TOTALS row.

#8 Cole Bishop (S, 6-2, 206, So.)

Table with 13 columns: Game, S, A, TOT, TFL, SACK, FF, FR, INT, PBU, BLK, QBH. Rows include games at Florida, SUU, SDSU, at ASU, Oregon St., at UCLA, USC, at WSU, Arizona, Stanford, at Oregon, at Colo., vs. USC, and a TOTALS row.

#16 Zemaiah Vaughn (CB, 6-2, 178, So.)

Table with 13 columns: Game, S, A, TOT, TFL, SACK, FF, FR, INT, PBU, BLK, QBH. Rows include games at Florida, SUU, SDSU, at ASU, Oregon St., at UCLA, USC, at WSU, Arizona, Stanford, at Oregon, at Colo., vs. USC, and a TOTALS row.

#34 Jack Bouwmeester (6-2, 194, Jr.)

Table with 7 columns: Game, NO, YDS, AVG, LG, In20, TB. Rows include games at Florida, SUU, SDSU, at ASU, Oregon St., at UCLA, USC, at WSU, Arizona, Stanford, at Oregon, at Colo., vs. USC, and a TOTALS row.

#28 Sione Vaki (S, 6-0, 208, Fr.)

Table with 13 columns: Game, S, A, TOT, TFL, SACK, FF, FR, INT, PBU, BLK, QBH. Rows include games at Florida, SUU, SDSU, at ASU, Oregon St., at UCLA, USC, at WSU, Arizona, Stanford, at Oregon, at Colo., vs. USC, and a TOTALS row.



GAME-BY-GAME LEADERS

PASSING YARDS			RECEPTIONS			TACKLES FOR LOSS		
Game	Athlete	Yds	Game	Athlete	Receptions	Game	Athlete	TFL
at Florida	Cameron Rising, QB	216	at Florida	Brant Kuithe, TE	9	at Florida	Junior Tafuna, DT	1.0
Southern Utah	Cameron Rising, QB	254	Southern Utah	Dalton Kincaid, TE	7	Southern Utah	Jonah Elliss, DE	2.0
San Diego State	Cameron Rising, QB	224	San Diego State	Brant Kuithe, TE	5	San Diego State	K. Reid, LB/V. Fillinger, DE	1.5
at Arizona State	Cameron Rising, QB	260	at Arizona State	Devaughn Vele, WR	6	at Arizona State	Gabe Reid, DE	2.0
Oregon State	Cameron Rising, QB	199	Oregon State	Devaughn Vele, WR	7	Oregon State	Mohamoud Diabate, LB	4.0
at UCLA	Cameron Rising, QB	287	at UCLA	Devaughn Vele, WR	6	at UCLA	R.J. Hubert, S	2.0
USC	Cameron Rising, QB	415	USC	Dalton Kincaid, TE	16	USC	Gabe Reid, DE	2.0
at Washington State	Bryson Barnes, QB	175	at Washington State	Dalton Kincaid, TE	7	at Washington State	Mohamoud Diabate, LB	2.0
Arizona	Cameron Rising, QB	151	Arizona	Devaughn Vele, WR	5	Arizona	J. Broughton, CB/A. Vimahi, DT	1.0
Stanford	Cameron Rising, QB	219	Stanford	Devaughn Vele, WR	6	Stanford	Simote Pepa, DT	3.0
at Oregon	Cameron Rising, QB	170	at Oregon	Dalton Kincaid, TE	11	at Oregon	G. Reid, DE/S. Pepa, DT	1.5
at Colorado	Cameron Rising, QB	234	at Colorado	Dalton Kincaid, TE	5	at Colorado	Sione Vaki, S	2.0
vs. USC	Cameron Rising, QB	310	vs. USC	Jaylen Dixon, WR	6	vs. USC	Mohamoud Diabate, LB/ Gabe Reid, DE	3.0
RUSHES			RECEIVING YARDS			SACKS		
Game	Athlete	Rushes	Game	Athlete	Yds	Game	Athlete	Sacks
at Florida	Tavion Thomas, RB	23	at Florida	Brant Kuithe, TE	105	at Florida	--	--
Southern Utah	Tavion Thomas, RB	11	Southern Utah	Dalton Kincaid, TE	107	Southern Utah	Lander Barton, LB	1.0
San Diego State	Tavion Thomas, RB	16	San Diego State	Brant Kuithe, TE	64	San Diego State	Van Fillinger, DE	1.5
at Arizona State	Jaylon Glover, RB	13	at Arizona State	Thomas Yassmin, TE	72	at Arizona State	Gabe Reid, DE	2.0
Oregon State	Cameron Rising, QB	7	Oregon State	Devaughn Vele, WR	94	Oregon State	--	--
at UCLA	Tavion Thomas, RB	18	at UCLA	Devaughn Vele, WR	87	at UCLA	V. Fillinger, DE/K. Reid, LB	1.0
USC	C. Rising, QB/M. Bernard, RB	11	USC	Dalton Kincaid, TE	234	USC	K. Reid, LB/C. Phillips, CB/ J. Elliss, DE/G. Reid, DE	1.0
at Washington State	Jaylon Glover, RB	20	at Washington State	Dalton Kincaid, TE	56	at Washington State	M. Diabate, LB/V. Fillinger, DE	1.5
Arizona	Ja'Quinden Jackson, RB	13	Arizona	Devaughn Vele, WR	57	Arizona	J. Broughton, CB/A. Vimahi, DE	1.0
Stanford	Tavion Thomas, RB	22	Stanford	Devaughn Vele, WR	61	Stanford	Simote Pepa, DT	2.0
at Oregon	Tavion Thomas, RB	19	at Oregon	Dalton Kincaid, TE	99	at Oregon	Simote Pepa, DT	1.0
at Colorado	Jaylon Glover, RB	13	at Colorado	Dalton Kincaid, TE	102	at Colorado	Lander Barton, LB	1.0
vs. USC	Ja'Quinden Jackson, RB	13	vs. USC	Money Parks, WR	88	vs. USC	Mohamoud Diabate, LB/ Gabe Reid, DE	2.0
RUSHING YARDS			TOTAL TACKLES					
Game	Athlete	Yds	Game	Athlete	Tackles			
at Florida	Tavion Thomas, RB	115	at Florida	Cole Bishop, S	12			
Southern Utah	Chris Curry, RB	60	Southern Utah	Connor O'Toole, DE	5			
San Diego State	Tavion Thomas, RB	59	San Diego State	Cole Bishop, S	9			
at Arizona State	Tavion Thomas, RB	60	at Arizona State	Karene Reid, LB	10			
Oregon State	Cameron Rising, QB	73						
at UCLA	Tavion Thomas, RB	91						
USC	Cameron Rising, QB	60						
at Washington State	Jaylon Glover, RB	76						
Arizona	Ja'Quinden Jackson, RB	97						

SELECT CAREER GAME LEADERS

PASSING YARDS			RUSHING YARDS			RECEIVING YARDS		
Athlete	Games Led	Games Played	Athlete	Games Led	Games Played	Athlete	Games Led	Games Played
Cameron Rising, QB	24	26	Cameron Rising, QB	3	26	Brant Kuithe, TE	12	51
			Ja'Quinden Jackson, RB	3	14	Dalton Kincaid, TE	7	55
RUSHES			Micah Bernard, RB	2	36	Devaughn Vele, WR	7	36
Athlete	Games Led	Games Played	Jaylon Glover, RB	1	8	TOTAL TACKLES		
Micah Bernard, RB	3	36	RECEPTIONS			Athlete	Games Led	Games Played
Jaylon Glover, RB	3	8	Athlete	Games Led	Games Played	Cole Bishop, S	5	23
Cameron Rising, QB	2	26	Brant Kuithe, TE	17	51	R.J. Hubert, S	4	38
Ja'Quinden Jackson, RB	2	14	Dalton Kincaid, TE	7	55	Karene Reid, LB	2	23
			Devaughn Vele, WR	5	36			

THE LAST TIME ... (TEAM STATS)

Scored 40 points

Utah: Dec. 2, 2022 vs. USC (W, 47-24)
Opp: Oct. 15, 2022 vs. USC (W, 43-42)

Scored 50 points

Utah: Nov. 5, 2021 at Stanford (W, 52-7)
Opp: Nov. 8, 2014 vs. Oregon (L, 51-27)

Scored 60 points

Utah: Nov. 26, 2022 at Colorado (W, 63-21)
Opp: Nov. 3, 1990 at San Diego State (L, 66-14)

Scored 70 points

Utah: Sept. 10, 2022 vs. Southern Utah (W, 73-7)
Opp: Nov. 18, 1989 at BYU (L, 70-31)

Rushed for 200 yards

Utah: Dec. 2, 2022 vs. USC (223 yds)
Opp: Oct. 8, 2022 at UCLA (203 yds)

Rushed for 300 yards

Utah: Nov. 26, 2022 at Colorado (383 yds)
Opp: Oct. 28, 2017 at Oregon (347 yds)

Rushed for 400 yards

Utah: Nov. 5, 2021 at Stanford (441 yds)
Opp: Oct. 25, 2003 vs. New Mexico (407 yards)

Rushed for 500 yards

Utah: Never
Opp: Not since 1996

Rushed for less than 100 yards

Utah: Sept. 18, 2021 at San Diego State (70 yds)
Opp: Dec. 2, 2022 vs. USC (56 yds)

Rushed for 4 TDs

Utah: Oct. 15, 2022 vs. USC
Opp: Sept. 3, 2022 at Florida

Rushed for 5 TDs

Utah: Nov. 26, 2022 at Colorado
Opp: Nov. 14, 2009 at TCU

Rushed for 6 TDs

Utah: Nov. 5, 2021 at Stanford
Opp: Not since 1996

Passed for 300 yards

Utah: Dec. 2, 2022 vs. USC (310 yds)
Opp: Dec. 2, 2022 vs. USC (363 yds)

Passed for 400 yards

Utah: Oct. 15, 2022 vs. USC (424 yds)
Opp: Oct. 9, 2021 at USC (401 yds)

Passed for 500 yards

Utah: Sept. 10, 1988 vs. Idaho State (520 yds)
Opp: Jan. 1, 2022 vs. Ohio State (573 yds)

Passed for less than 100 yards

Utah: Oct. 15, 2016 at Oregon State (42 yds)
Opp: Sept. 17, 2022 vs. San Diego State (60 yds)

Passed for 4 TDs

Utah: Nov. 26, 2022 at Colorado
Opp: Oct. 8, 2022 at UCLA

Passed for 5 TDs

Utah: Sept. 26, 2015 at Oregon
Opp: Oct. 15, 2022 vs. USC

Passed for 6 TDs

Utah: Sept. 6, 2014 vs. Fresno State
Opp: Jan. 1, 2022 vs. Ohio State

Gained 400 yards total offense

Utah: Nov. 5, 2022 vs. Arizona (457 yds)
Opp: Dec. 2, 2022 vs. USC (419 yds)

Gained 500 yards total offense

Utah: Dec. 2, 2022 vs. USC (533 yds)
Opp: Oct. 15, 2022 vs. USC (556 yds)

Gained 600 yards total offense

Utah: Nov. 26, 2022 at Colorado (662 yds)
Opp: Jan. 1, 2022 vs. Ohio State (683 yds)

Held under 100 total yards

Utah: Not since 1996
Opp: Sept 10, 2022 vs. Southern Utah (85 yds)

Held under 200 total yards

Utah: Nov. 30, 2018 vs. Washington (188 yds)
Opp: Nov. 26, 2022 at Colorado (185 yds)

Utah Shut Out an Opponent

Oct. 26, 2019 vs. California (35-0)

Utah Was Shut Out

Sept. 22, 2007 vs. UNLV (27-0)

Utah Held an Opponent Without an Offensive TD

Nov. 26, 2021 vs. Colorado (28-13)

Utah was held without a touchdown

Nov. 30, 2018 vs. Washington (10-3)

Utah played an overtime game

Sept. 18, 2021 at San Diego State (3 OT | L, 33-31)

Utah won an overtime game

Nov. 15, 2014 at Stanford (2OT | W, 20-17)

Utah lost an overtime game

Sept. 18, 2021 at San Diego State (3OT | L, 33-31)

An interception was returned for a TD

Utah: Oct. 8, 2022 at UCLA (Clark Phillips III, 80 yds)
Opp: Nov. 30, 2018 vs. Washington (Byron Murphy, 66 yds)

A kickoff was returned for a TD

Utah: Jan. 1, 2022 vs. Ohio State (Britain Covey, 97 yds)
Opp: Nov. 26, 2021 vs. Colorado (N. Reed, 100 yds)

A punt was returned for a TD

Utah: Nov. 20, 2021 vs. Oregon (Britain Covey, 78 yds)
Opp: Dec. 12, 2020 at Colorado (Brenden Rice, 81 yds)

A fumble was returned for a TD

Utah: Nov. 19, 2022 at Oregon (Karene Reid, 11 yds)
Opp: Dec. 31, 2018 vs. Northwestern (Jared McGee, 82 yds)

A successful on-side kick

Utah: Nov. 18, 2017 at Washington (Mitch Wishnowsky)
Opp: Dec. 5, 2020 vs. Oregon State (Caleb Lightbourn)

A blocked field goal was returned for a TD

Utah: Nov. 6, 1999 vs. Wyoming (Jay Hill, 58 yds)
Opp: Sept. 10, 2011 at USC (Torin Harris, 68 yds)

Blocked a punt

Utah: Oct. 24, 2015 at USC (Cory Butler-Byrd)
Opp: Nov. 13, 2021 at Arizona (Nazar Bombata)

A blocked punt was returned for a TD

Utah: Oct. 11, 2008 vs. Wyoming (Aiona Key, 6 yds)
Opp: Nov. 13, 2021 at Arizona (R. Short, 3 yds)

A safety was scored

Utah: Oct. 30, 2021 vs. UCLA
Opp: Nov. 5, 2022 vs. Arizona

THE LAST TIME ... (INDIVIDUAL STATS)

Rushed 30 times

Zack Moss at Washington State, Sept. 29, 2018 (30 att)

Rushed 40 times

John White vs. Washington State, Nov. 19, 2011 (42 att)

Rushed for 100 yards

Ja'Quinden Jackson vs. USC, Dec. 2, 2022 (105 yds)

Quarterback rushed for 100 yards

Travis Wilson at Oregon, Sept. 26, 2015 (100 yds)

Rushed for 200 yards

Zack Moss at Arizona, Nov. 23, 2019 (203 yds)

Rushed for 300 yards

Joe Williams at UCLA, Oct. 22, 2016 (332 yds)

Two 100-yard rushers

Nov. 26, 2021 vs. Colorado
(Tavion Thomas, 142 yds; TJ Pledger, 103 yds)

Three 100-yard rushers

Nov. 5, 2021 at Stanford
(Tavion Thomas, 177 yds; Micah Bernard, 110 yds, TJ Pledger, 107 yds)

Had a 70-yard run from scrimmage

Devontae Booker vs. Washington State, Sept. 27, 2014 (76 yds)

Had an 80-yard run from scrimmage

Zack Moss vs. Weber State, Aug. 30, 2018 (86 yds)

Had a 90-yard run from scrimmage

TJ Pledger at Stanford, Nov. 5, 2021 (96 yds)

Rushed for three touchdowns

Ja'Quinden Jackson at Colorado, Nov. 26, 2022

Rushed for four touchdowns

Tavion Thomas at Stanford, Nov. 5, 2021

Passed for 300 yards

Cameron Rising vs. USC, Dec. 2, 2022 (310 yds)

Passed for 400 yards

Cameron Rising vs. USC, Oct. 15, 2022 (415 yds)

Passed for 500 yards

Scott Mitchell vs. Idaho State, Sept. 10, 1988 (511 yds)

Passed for 600 yards

Scott Mitchell vs. Air Force, Oct. 15, 1988 (620 yds)

Threw three touchdown passes

Cameron Rising vs. USC, Dec. 2, 2022

Threw four touchdown passes

Cameron Rising vs. San Diego State, Sept. 17, 2022

Threw five touchdown passes

Travis Wilson vs. Fresno State, Sept. 6, 2014

Threw six touchdown passes

Scott Mitchell at UTEP, Oct. 7, 1989

Non-quarterback touchdown pass

Britain Covey at UCLA, Oct. 26, 2018 (7 yds to Cole Fotheringham)

Caught 10 passes

Dalton Kincaid at Oregon, Nov. 19, 2022 (11)

Had 100 yards receiving

Dalton Kincaid at Colorado, Nov. 26, 2022 (102 yds)

Two 100-yard receivers

Nov. 8, 2014 vs. Oregon
(Kaelin Clay, 152 yards; Devontae Booker, 110 yards)

Had 150 yards receiving

Darren Carrington II vs. San Jose State, Sept. 16, 2017 (153 yards)

Had 200 yards receiving

Dalton Kincaid vs. USC, Oct. 15, 2022 (234 yards)

Had a 70-yard pass completion

Cameron Rising at Arizona State, Sept. 24, 2022
(72 yds to Thomas Yassmin)

Had an 80-yard pass completion

Tyler Huntley vs. UCLA, Nov. 16, 2019 (83 yds to Samson Nacua)

Had a 90-yard pass completion

Jake Bentley vs. Washington State, Dec. 19, 2020
(91 yds to Britain Covey)

Caught two touchdown passes

Dalton Kincaid at Arizona State, Sept. 24, 2022

Caught three touchdown passes

Darren Carrington II vs. San Jose State, Sept. 16, 2017

Caught four touchdown passes

Travis LaTendresse vs. Georgia Tech, Dec. 29, 2005*

100-yard rusher and 100-yard receiver

at Colorado, Nov. 26, 2022
(Ja'Quinden Jackson, 117 rush; Dalton Kincaid, 102 rec.)

Returned a punt for a touchdown

Britain Covey vs. Oregon, Nov. 20, 2021 (78 yds)

Returned a kickoff for a touchdown

Britain Covey vs. Ohio State, Jan. 1, 2022 (97 yards)

Returned an interception for a touchdown

Clark Phillips III at UCLA, Oct. 8, 2022 (80 yards)

Returned a fumble for a touchdown

Karene Reid at Oregon, Nov. 19, 2022 (11 yards)

Returned a blocked field goal for a touchdown

Jay Hill vs. Wyoming, Nov. 6, 1999 (58 yards)

Returned a blocked punt for a touchdown

Aiona Key vs. Wyoming, Oct. 11, 2008 (6 yards)

Had 10+ tackles

R.J. Hubert at UCLA, Oct. 8, 2022 (11)

Had 20+ tackles

Cody Barton vs. Oregon, Nov. 19, 2016 (20)

Had multiple interceptions

Clark Phillips III vs. Oregon State, Oct. 1, 2022 (3)

Had at least 2.0 sacks

Mohamoud Diabate/Gabe Reid vs. USC, Dec. 2, 2022 (2.0)

Blocked a field goal

Cole Bishop vs. Oregon, Nov. 20, 2021

Made three field goals

Jadon Redding at Colorado, Dec. 12, 2020

Made a 50-yard field goal

Jadon Redding vs. Oregon, Dec. 3, 2021 (50 yds)

Converted a two-point conversion

Cameron Rising vs. USC, Oct. 15, 2022 (rush)

EXPLOSIVE PLAYS CHART

OFFENSE			
Yards	Type	Players(s)	Opponent
72	Pass	Cameron Rising to Thomas Yassmin	at Arizona State
66*	Rush	Ja'Quinden Jackson	at Colorado
60*	Pass	Cameron Rising to Thomas Yassmin	vs. USC
57*	Pass	Cameron Rising to Money Parks	vs. USC
53*	Rush	Ja'Quinden Jackson	vs. USC
45	Pass	Cameron Rising to Money Parks	USC
41*	Pass	Cameron Rising to Thomas Yassmin	at Colorado
37	Pass	Cameron Rising to Brant Kuithe	at Florida
37*	Pass	Cameron Rising to Dalton Kincaid	Southern Utah
36	Rush	Micah Bernard	Southern Utah
36*	Rush	Tavion Thomas	Stanford
33	Pass	Cameron Rising to Dalton Kincaid	at Colorado
32	Pass	Cameron Rising to Dalton Kincaid	Southern Utah
32	Rush	Ja'Quinden Jackson	Arizona
32	Rush	Bryson Barnes	at Colorado
31	Pass	Bryson Barnes to Money Parks	at Washington State
31	Pass	Cameron Rising to Jaylen Dixon	at Colorado
30*	Pass	Cameron Rising to Brant Kuithe	San Diego State
30	Pass	Cameron Rising to Dalton Kincaid	USC
30	Pass	Cameron Rising to Dalton Kincaid	USC
30	Pass	Cameron Rising to Thomas Yassmin	Arizona
30	Rush	Bryson Barnes	at Colorado
29	Rush	Cameron Rising	at Florida
29*	Pass	Bryson Barnes to Thomas Yassmin	Southern Utah
29*	Rush	Jaylon Glover	Southern Utah
29*	Pass	Cameron Rising to Dalton Kincaid	at Arizona State
29	Pass	Cameron Rising to Micah Bernard	Stanford
29*	Pass	Cameron Rising to Dalton Kincaid	at Colorado
28	Rush	Ja'Quinden Jackson	Southern Utah
28	Rush	Tavion Thomas	at Arizona State
28	Rush	Bryson Barnes	at Washington State
28	Pass	Cameron Rising to Devaughn Vele	Stanford
27	Pass	Bryson Barnes to Jaylen Dixon	at Washington State
26	Rush	Cameron Rising	at Florida
26	Pass	Bryson Barnes to Money Parks	Southern Utah
26	Pass	Cameron Rising to Micah Bernard	San Diego State
26	Rush	Cameron Rising	Stanford
25	Pass	Cameron Rising to Devaughn Vele	Southern Utah
25	Pass	Cameron Rising to Dalton Kincaid	San Diego State
25	Pass	Cameron Rising to Devaughn Vele	at Arizona State
25	Pass	Cameron Rising to Money Parks	at UCLA
25	Pass	Cameron Rising to Jaylen Dixon	Arizona
24	Rush	Chris Curry	Southern Utah
24	Rush	Micah Bernard	San Diego State
24*	Rush	Cameron Rising	Oregon State
23	Pass	Bryson Barnes to Money Parks	Southern Utah
23	Pass	Cameron Rising to Devaughn Vele	at UCLA
23	Pass	Cameron Rising to Dalton Kincaid	USC
23	Rush	Micah Bernard	at Colorado
23*	Rush	Micah Bernard	vs. USC
22	Rush	Tavion Thomas	at Florida
22	Pass	Cameron Rising to Money Parks	Southern Utah
22	Rush	Jaylen Dixon	San Diego State
22*	Rush	Jaylen Dixon	Oregon State
21	Pass	Cameron Rising to Dalton Kincaid	at UCLA
21	Rush	Cameron Rising	USC
21	Rush	Jaylon Glover	at Washington State
21	Rush	Nate Johnson	Stanford
21	Pass	Cameron Rising to Thomas Yassmin	vs. USC
21*	Pass	Bryson Barnes to Makai Cope	at Colorado
20	Pass	Cameron Rising to Dalton Kincaid	at Florida
20	Pass	Cameron Rising to Devaughn Vele	San Diego State
20	Pass	Cameron Rising to Devaughn Vele	Oregon State
20	Pass	Cameron Rising to Devaughn Vele	USC
20	Rush	Tavion Thomas	Stanford
20	Pass	Cameron Rising to Dalton Kincaid	at Colorado
20	Rush	Micah Bernard	vs. USC

DEFENSE			
Yards	Type	Players(s)	Opponent
80*	Interception	Clark Phillips III	at UCLA
70	Interception	R.J. Hubert	Oregon State
47	Fumble Recovery	R.J. Hubert	at Florida
39*	Interception	R.J. Hubert	Southern Utah
38*	Interception	Clark Phillips III	Oregon State
29	Interception	R.J. Hubert	vs. USC

SPECIAL TEAMS			
Yards	Type	Players(s)	Opponent
44	Kickoff Return	Micah Bernard	Southern Utah
23	Punt Return	Devaughn Vele	USC
21	Punt Return	Devaughn Vele	Southern Utah

* Touchdown on the play | Explosive Plays: 20+ yards

EXPLOSIVE PLAYS BREAKDOWN

By Player	#	Totals.....	#
Cameron Rising.....	39 (34 pass, 5 rush)	Chris Curry.....	1 (all rush)
Dalton Kincaid.....	12 (all rec)	Makai Cope.....	1 (all rec)
Devaughn Vele.....	9 (7 rec, 2 PR)	Total Plays.....	70
Money Parks.....	7 (all rec)	Rush.....	24
Bryson Barnes.....	9 (6 pass, 3 rush)	Longest Rush.....	66
Micah Bernard.....	8 (5 rush, 2 rec, 1 KR)	Pass.....	37
Jaylen Dixon.....	5 (2 rush, 3 rec)	Longest Pass.....	72
Tavion Thomas.....	4 (all rush)	Fumble Recovery.....	1
Thomas Yassmin.....	6 (all rec)	Interception.....	5
R.J. Hubert.....	4 (3 INT, 1 FR)	Kick Return.....	1
Brant Kuithe.....	2 (all rec)	Punt Return.....	2
Ja'Quinden Jackson.....	4 (all rush)		
Jaylon Glover.....	2 (all rush)		
Clark Phillips III.....	2 (all INT)		
Nate Johnson.....	1 (all rush)		

GAME-BY-GAME STARTERS

OFFENSE	LT	LG	C	RG	RT	QB	RB	WR	WR/TE	WR/TE	TE
at Florida	Daniels	Mokofisi	Maile	Laumea	Kump	Rising	Thomas	Enis	Dixon	Kuithe	Yassmin
Southern Utah	Daniels	Bills	Maile	Mokofisi	Laumea	Rising	Bernard	Enis	Vele	Kuithe	Kincaid
San Diego State	Daniels	Bills	Maile	Mokofisi	Laumea	Rising	Thomas	Enis	Vele	Dixon	Kincaid
at Arizona State	Daniels	Bills	Maile	Mokofisi	Laumea	Rising	Glover	Enis	Kendall	Kuithe	Kincaid
Oregon State	Daniels	Bills	Maile	Mokofisi	Laumea	Rising	Glover	Vele	McClain	Yassmin	Kincaid
at UCLA	Daniels	Bills	Maile	Mokofisi	Laumea	Rising	Bernard	Vele	Cope	Dixon	Kincaid
USC	Daniels	Bills	Maile	Kump	Laumea	Rising	Thomas	Vele	Dixon	Kendall	Kincaid
at Washington State	Daniels	Bills	Maile	Mokofisi	Laumea	Barnes	Vincent	Vele	Enis	Yassmin	Kincaid
Arizona	Daniels	Bills	Maea	Mokofisi	Laumea	Rising	Bernard	Vele	Enis	Parks	Yassmin
Stanford	Daniels	Bills	Maea	Mokofisi	Laumea	Rising	Thomas	Vele	Parks	Kendall	Yassmin
at Oregon	Daniels	Bills	Maile	Mokofisi	Laumea	Rising	Thomas	Vele	Dixon	Kendall	Kincaid
at Colorado	Daniels	Bills	Maile	Mokofisi	Laumea	Rising	Bernard	Vele	Dixon	Cope	Kendall
vs. USC	Daniels	Bills	Maile	Mokofisi	Laumea	Rising	Bernard	Vele	Dixon	Cope	Kincaid
vs. Penn State	--	--	--	--	--	--	--	--	--	--	--

DEFENSE	DE	DT	DT	DE	LB	LB	NB/LB/S	LC	RC	FS	SS
at Florida	Fillinger	Tafuna	Pututau T.	Suguturaga	Diabate	K. Reid	Mataele	Broughton	Phillips	Bishop	Hubert
Southern Utah	Elliss	Tafuna	Vimahi	Suguturaga	Diabate	K. Reid	Mataele	Broughton	Phillips	Bishop	Hubert
San Diego State	Fillinger	Tafuna	Vimahi	Suguturaga	Mata'afa	K. Reid	Barton	Broughton	Phillips	Bishop	Hubert
at Arizona State	Elliss	Tafuna	Vimahi	Suguturaga	Barton	K. Reid	Mataele	Broughton	Phillips	Bishop	Hubert
Oregon State	Elliss/ O'Toole	Tafuna	Vimahi	Suguturaga/ Fillinger	Diabate	K. Reid	--	Broughton	Phillips	--	Hubert
at UCLA	Elliss	Tafuna	Vimahi	Fillinger	Diabate	K. Reid	Phillips	Broughton	Vaughn	Bishop	Hubert
USC	Elliss	Tafuna	--	Fillinger/ Suguturaga	Diabate	K. Reid	Mataele	Broughton	Phillips	Bishop	Hubert
at Washington State	Elliss	Tafuna	Vimahi	Fillinger	Diabate	K. Reid	Vaki	Broughton	Phillips	Bishop	Hubert
Arizona	Elliss	Tafuna	Vimahi	Suguturaga	Diabate	K. Reid	Phillips	Broughton	Vaughn	Bishop	Isbell
Stanford	Elliss	Tafuna	Vimahi	G. Reid	Diabate	K. Reid	Vaki	Vaughn	Phillips	Bishop	Hubert
at Oregon	O'Toole	Tafuna	Vimahi	G. Reid	Diabate	K. Reid	Vaki	Vaughn	Phillips	Bishop	Hubert
at Colorado	O'Toole	Tafuna	Pepa	G. Reid	Diabate	K. Reid	Barton	Broughton	Vaughn	Bishop	Hubert
vs. USC	O'Toole	Tafuna	--	G. Reid/ Suguturaga	Diabate	K. Reid	Vaki	Vaughn	Phillips	Bishop	Hubert
vs. Penn State	--	--	--	--	--	--	--	--	--	--	--

SEASON RESULTS (10-3, 7-2 Pac-12)

Date	Opponent	Location	Attendance	Result
Saturday, Sept. 3	at Florida	Gainesville, Fla.	90,799	L, 29-26
Saturday, Sept. 10	Southern Utah	Rice-Eccles Stadium	51,531	W, 73-7
Saturday, Sept. 17	San Diego State	Rice-Eccles Stadium	51,602	W, 35-7
Saturday, Sept. 24	at Arizona State	Tempe, Ariz.	39,876	W, 34-13
Saturday, Oct. 1	Oregon State	Rice-Eccles Stadium	51,729	W, 42-16
Saturday, Oct. 8	at #18 UCLA	Pasadena, Calif.	42,038	L, 42-32
Saturday, Oct. 15	#7 USC	Rice-Eccles Stadium	53,609	W, 43-42
Thursday, Oct. 27	at Washington State	Pullman, Wash.	21,180	W, 21-17
Saturday, Nov. 5	Arizona	Rice-Eccles Stadium	51,919	W, 45-20
Saturday, Nov. 12	Stanford	Rice-Eccles Stadium	51,951	W, 42-7
Saturday, Nov. 19	at #12 Oregon	Eugene, Ore.	57,099	L, 20-17
Saturday, Nov. 26	at Colorado	Boulder, Colo.	33,474	W, 63-21
Friday, Dec. 2	vs. #4 USC	Las Vegas, Nev.	61,195	W, 47-24
Monday, Jan. 2	vs. #11 Penn State	Pasadena, Calif.	--	--

TEAM SEASON STATISTICS

Team Statistics

	UTAH	OPP
Scoring	520	265
Points per game	40.0	20.4
Points Off Turnovers	103	45
First Downs	342	206
Rushing	163	76
Passing	147	116
Penalty	32	14
Rushing Yardage	2863	1391
Yards gained rushing	3013	1802
Yards lost rushing	150	411
Rushing attempts	517	363
Average per rush	5.5	3.8
Average per game	220.2	107.0
TDs Rushing	37	15
Passing Yardage	3282	2838
Comp-Att-Int	270-406-8	237-391-12
Average per pass	8.1	7.3
Average per catch	12.2	12.0
Average per game	252.5	218.3
TDs Passing	29	18
Total offense	6145	4229
Total plays	923	754
Average per play	6.7	5.6
Average per game	472.7	325.3
Kick returns: #-Yards	7-129	58-1232
Punt returns: #-Yards	31-234	5-3
Int returns: #-Yards	12-293	8-59
Kick return average	18.4	21.2
Punt return average	7.5	0.6
Int return average	24.4	7.4
Fumbles-Lost	15-8	21-12
Penalties-Yards	59-538	92-805
Average per game	41.4	61.9
Punts-Yards	35-1359	63-2764
Average per punt	38.8	43.9
Net punt average	37.6	40.0
Kickoffs-Yards	93-5722	55-3387
Average per kick	61.5	61.6
Net kick average	39.3	37.3
Time of possession / game	33:33	26:27
3rd-down conversion	80/161	45/152
3rd-down pct	50%	30%
4rd-down conversion	17/27	11/29

TEAM SEASON STATISTICS

	UTAH	OPP
4rd-down pct	63%	38%
Sacks by-Yards	38-293	9-68
Misc Yards	0	0
Touchdowns scored	70	33
Field goals - attempts	10-14	10-11
On-Side kicks	0-0	0-2
Red-zone scores	(58-70) 83%	(35-40) 88%
Red-zone touchdowns	(50-70) 71%	(27-40) 68%
PAT-attempts	(66-67) 99%	(31-31) 100%
2-point conversion-attempts	(2-3) 67%	(2-2) 100%
Attendance	312341	284376
Games / Avg per game	6/52057	6/47396
Neutral site games	-	1/61195

Score by Periods

Team	1st	2nd	3rd	4th	OT	TOT
Utah	83	190	136	111	0	520
Opponents	77	63	38	87	0	265



GAME-BY-GAME COMPARISON

Opponent	Score	First Downs				Rushing Number-Yards	Passing		Total Offense Plays-Yards	Return Yards	Turn- Overs
		Total	Rush	Pass	Pen		Comp-Att-Int	Yards			
Florida	26-29	25 / 23	13 / 14	12 / 9	0 / 0	39-230 / 39-283	22-32-1 / 17-24-0	216 / 168	71-446 / 63-451	92 / 81	1 / 1
Southern Utah	73-7	31 / 4	13 / 1	15 / 2	3 / 1	42-246 / 21-43	23-29-0 / 11-23-2	352 / 42	71-598 / 44-85	130 / 70	1 / 2
San Diego St.	35-7	22 / 9	11 / 5	10 / 2	1 / 2	38-174 / 34-113	18-30-0 / 7-21-1	224 / 60	68-398 / 55-173	82 / 53	1 / 2
Arizona St.	34-13	26 / 15	12 / 1	11 / 13	3 / 1	45-205 / 20-6	19-29-1 / 21-36-2	260 / 261	74-465 / 56-267	16 / 155	1 / 3
Oregon St.	42-16	20 / 22	10 / 9	9 / 12	1 / 1	31-162 / 37-171	19-25-0 / 16-30-4	199 / 246	56-361 / 67-417	127 / 88	0 / 4
UCLA	32-42	31 / 21	14 / 9	14 / 11	3 / 1	43-192 / 38-203	23-34-1 / 18-23-1	287 / 299	77-479 / 61-502	117 / 140	2 / 1
Southern California	43-42	31 / 28	9 / 10	18 / 16	4 / 2	32-138 / 27-175	31-45-0 / 25-42-0	424 / 381	77-562 / 69-556	23 / 140	1 / 0
Washington St.	21-17	19 / 14	10 / 3	6 / 10	3 / 1	42-169 / 19-42	17-27-0 / 27-31-0	175 / 222	69-344 / 50-264	6 / 79	1 / 2
Arizona	45-20	27 / 14	17 / 8	7 / 5	3 / 1	55-306 / 25-156	13-25-0 / 15-30-0	151 / 231	80-457 / 55-387	12 / 116	2 / 4
Stanford	42-7	29 / 9	14 / 2	12 / 5	3 / 2	36-279 / 26-22	21-34-1 / 12-25-0	235 / 155	70-514 / 51-177	12 / 100	1 / 0
Oregon	17-20	23 / 16	11 / 6	9 / 10	3 / 0	36-156 / 25-59	21-38-3 / 25-37-1	170 / 287	74-326 / 62-346	24 / 54	3 / 3
Colorado	63-21	33 / 12	18 / 3	12 / 7	3 / 2	43-383 / 25-62	21-24-1 / 15-28-0	279 / 123	67-662 / 53-185	44 / 187	1 / 0
Southern California	47-24	25 / 19	11 / 5	12 / 14	2 / 0	35-223 / 27-56	22-34-0 / 28-41-1	310 / 363	69-533 / 68-419	29 / 68	1 / 2
Totals	520-265	342 / 206	163 / 76	147 / 116	32 / 14	517-2863 / 363-1391	270-406-8 / 237-391-12	3282 / 2838	923-6145 / 754-4229	714 / 1331	16 / 24

Opponents	3rd Down Conversion	4th Down Conversion	Time of Possession	TOP Margin	Avg Yds/Rush	Avg Yds/Pass	Avg Yds/Play	Punting Number-Avg	Penalties Number-Yards	Sacks
Southern Utah	5-10 / 1-12	2-2 / 0-1	36:26 / 23:34	12:52	5.9 / 2.0	12.1 / 1.8	8.4 / 1.9	2-40.5 / 10-48.4	9-70.0 / 9-102.0	2 / 1
San Diego St.	8-15 / 3-15	0-1 / 1-2	31:16 / 28:44	02:32	4.6 / 3.3	7.5 / 2.9	5.9 / 3.1	5-38.2 / 7-46.1	7-62.0 / 9-64.0	2 / 2
Arizona St.	5-15 / 3-11	3-4 / 1-2	35:33 / 24:27	11:06	4.6 / 0.3	9.0 / 7.3	6.3 / 4.8	3-39.3 / 5-46.4	5-35.0 / 6-70.0	5 / 0
Oregon St.	4-10 / 3-10	0-0 / 1-3	28:45 / 31:15	-02:30	5.2 / 4.6	8.0 / 8.2	6.4 / 6.2	5-37.2 / 1-48.0	4-56.0 / 3-37.0	0 / 0
UCLA	7-13 / 5-9	0-2 / 0-1	33:51 / 26:09	07:42	4.5 / 5.3	8.4 / 13.0	6.2 / 8.2	2-37.0 / 2-49.0	4-29.0 / 11-68.0	2 / 2
Southern California	7-13 / 5-9	3-3 / 0-2	31:50 / 28:10	03:40	4.3 / 6.5	9.4 / 9.1	7.3 / 8.1	2-42.5 / 2-50.5	5-42.0 / 12-93.0	4 / 0
Washington St.	7-15 / 3-10	1-2 / 0-2	35:07 / 24:53	10:14	4.0 / 2.2	6.5 / 7.2	5.0 / 5.3	4-35.8 / 4-48.3	6-65.0 / 8-52.0	4 / 1
Arizona	8-12 / 3-11	1-1 / 0-2	37:59 / 22:01	15:58	5.6 / 6.2	6.0 / 7.7	5.7 / 7.0	2-42.5 / 5-41.2	1-15.0 / 4-55.0	3 / 1
Stanford	6-12 / 3-14	4-4 / 1-2	34:31 / 25:29	09:02	7.8 / 0.8	6.9 / 6.2	7.3 / 3.5	2-28.0 / 7-39.0	4-50.0 / 5-45.0	7 / 1
Oregon	8-15 / 7-15	1-4 / 1-2	33:25 / 26:35	06:50	4.3 / 2.4	4.5 / 7.8	4.4 / 5.6	1-45.0 / 4-38.3	2-15.0 / 6-60.0	1 / 0
Colorado	2-6 / 1-12	1-2 / 1-3	35:20 / 24:40	10:40	8.9 / 2.5	11.6 / 4.4	9.9 / 3.5	2-35.5 / 9-40.8	4-39.0 / 8-82.0	1 / 0
Southern California	5-12 / 1-12	1-1 / 3-5	29:47 / 30:13	-00:26	6.4 / 2.1	9.1 / 8.9	7.7 / 6.2	3-43.7 / 4-41.5	5-45.0 / 4-39.0	7 / 1
Totals	80-161 / 45-152	17-27 / 11-29	436:07 / 343:53	92:14	5.5 / 3.8	8.1 / 7.3	6.7 / 5.6	35-38.8 / 63-43.9	59-538.0 / 92-805.0	38 / 9



INDIVIDUAL STATISTICS

Rushing

Player	gp	att	gain	loss	net	avg	td	lg	avg/g
Tavion Thomas	10	142	715	28	687	4.8	7	36	68.7
Micah Bernard	13	95	484	10	474	5.0	4	36	36.5
Ja'Quinden Jackson	11	65	465	15	450	6.9	8	66	40.9
Cameron Rising	12	68	471	62	409	6.0	6	29	34.1
Jaylon Glover	8	78	371	11	360	4.6	4	29	45.0
Bryson Barnes	9	13	139	6	133	10.2	0	32	14.8
Jaylen Dixon	13	9	116	3	113	12.6	4	22	8.7
Chris Curry	3	12	81	0	81	6.8	1	24	27.0
Charlie Vincent	13	17	63	3	60	3.5	1	12	4.6
Nate Johnson	4	5	51	0	51	10.2	2	21	12.8
Money Parks	13	5	27	0	27	5.4	0	13	2.1
Jack Bouwmeester	13	1	14	0	14	14.0	0	14	1.1
Keaton Bills	13	0	5	0	5	0.0	0	5	0.4
Devaughn Vele	13	1	5	0	5	5.0	0	5	0.4
Team	13	4	0	6	-6	-1.5	0	0	-0.5
Total	13	517	3013	150	2863	5.5	37	66	220.2
Opponents	13	363	1802	411	1391	3.8	15	59	107.0

Passing

Player	gp	effic	comp-att-int	pct	yds	td	lg	avg/g
Cameron Rising	12	152.9	241-364-7	66.2	2939	25	72	244.9
Bryson Barnes	9	162.1	27-38-1	71.1	318	3	31	35.3
Devaughn Vele	13	175.6	1-1-0	100.0	9	0	9	0.7
Nate Johnson	4	564.4	1-1-0	100.0	16	1	16	4.0
Team	13	0.0	0-2-0	0.0	0	0	0	0.0
Total	13	154.0	270-406-8	66.5	3282	29	72	252.5
Opponents	13	130.6	237-391-12	60.6	2838	18	70	218.3

Receiving

Player	gp	no.	yds	avg	td	lg	avg/g
Dalton Kincaid	12	70	890	12.7	8	37	74.2
Devaughn Vele	13	50	595	11.9	5	28	45.8
Micah Bernard	13	31	306	9.9	1	29	23.5
Jaylen Dixon	13	27	280	10.4	2	31	21.5
Money Parks	13	25	402	16.1	2	57	30.9
Brant Kuithe	4	19	206	10.8	3	37	51.5
Solomon Enis	11	12	101	8.4	1	16	9.2
Thomas Yassmin	12	12	300	25.0	5	72	25.0
Makai Cope	12	7	75	10.7	1	21	6.3
Tavion Thomas	10	6	43	7.2	0	18	4.3
Logan Kendall	13	4	29	7.3	1	16	2.2
Munir McClain	8	2	18	9.0	0	12	2.3
Taniela Pututau	9	2	17	8.5	0	13	1.9
Cameron Rising	12	1	9	9.0	0	9	0.8
Jaylon Glover	8	1	6	6.0	0	6	0.8
Nate Johnson	4	1	5	5.0	0	5	1.3
Total	13	270	3282	12.2	29	72	252.5
Opponents	13	237	2838	12.0	18	70	218.3

Punt Returns

Player	no.	yds	avg	td	lg
Devaughn Vele	26	246	9.5	0	23
Tiquan Gilmore	3	3	1.0	0	11
Money Parks	2	-15	-7.5	0	3
Total	31	234	7.5	0	23
Opponents	5	3	0.6	0	7

Interceptions

Player	no.	yds	avg	td	lg
Clark Phillips	6	142	23.7	2	80
R.J. Hubert	3	138	46.0	1	70
Junior Tafuna	1	0	0.0	0	0
Cole Bishop	1	0	0.0	0	0
Karene Reid	1	13	13.0	0	13
Total	12	293	24.4	3	80
Opponents	8	59	7.4	0	56

Kick Returns

Player	no.	yds	avg	td	lg
Micah Bernard	3	79	26.3	0	44
Money Parks	2	46	23.0	0	32
Solomon Enis	1	4	4.0	0	4
Total	7	129	18.4	0	44
Opponents	58	1232	21.2	0	58

Fumble Returns

Player	no.	yds	avg	td	lg
R.J. Hubert	2	47	23.5	0	47
Karene Reid	1	11	11.0	1	11
Jonah Elliss	2	0	0.0	0	0
Malone Mataele	1	0	0.0	0	0
Zemaiah Vaughn	1	0	0.0	0	0
Caine Savage	1	0	0.0	0	0
Connor O'Toole	1	0	0.0	0	0
Cole Bishop	1	0	0.0	0	0
JT Greep	1	0	0.0	0	0
Lander Barton	1	0	0.0	0	0
Total	12	58	4.8	1	47
Opponents	8	37	4.6	0	37

INDIVIDUAL STATISTICS

Scoring

Player	td	fg	PAT						pts
			kick	rush	rcv	pass	dxp	saf	
Jordan Noyes	-	6-8	31-31	-	-	-	-	-	49
Ja'Quinden Jackson	8	-	-	-	-	-	-	-	48
Dalton Kincaid	8	-	-	-	-	-	-	-	48
Jadon Redding	-	4-6	35-36	-	-	-	-	-	47
Tavion Thomas	7	-	-	-	-	-	-	-	42
Cameron Rising	6	-	-	2	-	-	-	-	40
Jaylen Dixon	6	-	-	-	-	-	-	-	36
Micah Bernard	5	-	-	-	-	-	-	-	30
Devaughn Vele	5	-	-	-	-	-	-	-	30
Thomas Yassmin	5	-	-	-	-	-	-	-	30
Jaylon Glover	4	-	-	-	-	-	-	-	24
Brant Kuithe	3	-	-	-	-	-	-	-	18
Money Parks	2	-	-	-	-	-	-	-	12
Clark Phillips	2	-	-	-	-	-	-	-	12
Nate Johnson	2	-	-	-	-	-	-	-	12
Chris Curry	1	-	-	-	-	-	-	-	6
Charlie Vincent	1	-	-	-	-	-	-	-	6
Solomon Enis	1	-	-	-	-	-	-	-	6
Karene Reid	1	-	-	-	-	-	-	-	6
Makai Cope	1	-	-	-	-	-	-	-	6
R.J. Hubert	1	-	-	-	-	-	-	-	6
Logan Kendall	1	-	-	-	-	-	-	-	6
Total	70	10-14	66-67	2	0	0	0	0	520
Opponents	33	10-11	31-31	0	2	2	0	1	265

Field Goals

Player	fg	pct.	01-19	20-29	30-39	40-49	50-99	lg	blk
Jordan Noyes	6-8	75.0	0-0	4-4	1-2	1-2	0-0	43	0
Jadon Redding	4-6	66.7	0-0	2-2	1-3	1-1	0-0	45	0
Opponents	10-11	90.9	0-0	3-4	4-4	3-3	0-0	47	0

FG Sequence

Team Name	Utah	Opponents
Florida	(43),(31)	
Southern Utah	(26)	
Arizona St.	(23),(28)	(36),(47)
UCLA	(23),43	21
Southern California	34	
Washington St.	37	(42)
Arizona	(27)	(30)
Oregon	38,(45)	(30),(41)
Southern California	(25),(35)	(20)
Oregon St.		(26),(26),(31)

Numbers in (parentheses) indicate field goal was made

Total Offense

Player	g	plays	rush	pass	total	avg/g
Cameron Rising	12	432	409	2939	3348	279.0
Tavion Thomas	10	142	687	0	687	68.7
Micah Bernard	13	95	474	0	474	36.5
Bryson Barnes	9	51	133	318	451	50.1
Ja'Quinden Jackson	11	65	450	0	450	40.9
Jaylon Glover	8	78	360	0	360	45.0
Jaylen Dixon	13	9	113	0	113	8.7
Chris Curry	3	12	81	0	81	27.0
Nate Johnson	4	6	51	16	67	16.8
Charlie Vincent	13	17	60	0	60	4.6
Money Parks	13	5	27	0	27	2.1
Devaughn Vele	13	2	5	9	14	1.1
Jack Bouwmeester	13	1	14	0	14	1.1
Keaton Bills	13	0	5	0	5	0.4
Team	13	0	-6	0	-6	-0.5
Total	13	923	2863	3282	6145	472.7
Opponents	13	754	1391	2838	4229	325.3

Punting

Player	no.	yds	avg	lg	tb	fc	i20	50+	blk
Jack Bouwmeester	34	1324	38.9	48	1	22	14	0	0
Cameron Rising	1	35	35.0	35	1	0	0	0	0
Total	35	1359	38.8	48	2	22	14	0	0
Opponents	63	2764	43.9	63	1	22	14	9	0

Kickoffs

Player	no.	yds	avg	tb	ob	retn	net	ydln
Jordan Noyes	47	2886	61.4	17	4			
Jadon Redding	38	2345	61.7	11	0			
Ben Norton	7	437	62.4	1	0			
Jack Bouwmeester	1	54	54.0	0	0			
Total	93	5722	61.5	29	4	58	39.3	25
Opponents	55	3387	61.6	45	1	7	37.3	27

INDIVIDUAL STATISTICS

All Purpose

Player	g	rush	rcv	pr	kr	ir	total	avg/g
Dalton Kincaid	12	0	890	0	0	0	890	74.2
Micah Bernard	13	474	306	0	79	0	859	66.1
Devaughn Vele	13	5	595	246	0	0	846	65.1
Tavion Thomas	10	687	43	0	0	0	730	73.0
Money Parks	13	27	402	-15	46	0	460	35.4
Ja'Quinden Jackson	11	450	0	0	0	0	450	40.9
Cameron Rising	12	409	9	0	0	0	418	34.8
Jaylen Dixon	13	113	280	0	0	0	393	30.2
Jaylon Glover	8	360	6	0	0	0	366	45.8
Thomas Yassmin	12	0	300	0	0	0	300	25.0
Brant Kuithe	4	0	206	0	0	0	206	51.5
Clark Phillips	12	0	0	0	0	142	142	11.8
R.J. Hubert	13	0	0	0	0	138	138	10.6
Bryson Barnes	9	133	0	0	0	0	133	14.8
Solomon Enis	11	0	101	0	4	0	105	9.5
Chris Curry	3	81	0	0	0	0	81	27.0
Makai Cope	12	0	75	0	0	0	75	6.3
Charlie Vincent	13	60	0	0	0	0	60	4.6
Nate Johnson	4	51	5	0	0	0	56	14.0
Logan Kendall	13	0	29	0	0	0	29	2.2
Munir McClain	8	0	18	0	0	0	18	2.3
Taniela Pututau	9	0	17	0	0	0	17	1.9
Jack Bouwmeester	13	14	0	0	0	0	14	1.1
Karene Reid	13	0	0	0	0	13	13	1.0
Keaton Bills	13	5	0	0	0	0	5	0.4
Tiquan Gilmore	4	0	0	3	0	0	3	0.8
Team	13	-6	0	0	0	0	-6	-0.5
Total	13	2863	3282	234	129	293	6801	523.2
Opponents	13	1391	2838	3	1232	59	5523	424.8



DEFENSIVE INDIVIDUAL STATISTICS

Team Defense

#	Player	gp	Tackles				tfl/yds	Sacks no-yds	Pass defense			Fumbles		blkd	
			ua	a	tot				int-yds	brup	qbh	fr-yds	ff	kick	saf
8	Cole Bishop	13	43	34	77	6-18	1.5-13	1-0	3	2	1-0	.	.	.	
11	R.J. Hubert	13	53	22	75	3-6	.	3-138	2	.	2-47	2	.	.	
21	Karene Reid	13	32	36	68	7.5-34	4-29	1-13	3	2	1-11	1	.	.	
3	Mohamoud Diabate	11	27	25	52	12.5-51	5-37	.	1	1	.	1	.	.	
20	Lander Barton	13	22	20	42	5-32	3.5-27	.	1	3	1-0	1	.	.	
4	JaTravis Broughton	13	29	12	41	2-12	1-10	.	2	
91	Gabe Reid	12	25	14	39	10-66	5.5-55	.	1	4	
81	Connor O'Toole	13	19	17	36	4-15	1.5-11	.	1	3	1-0	.	.	.	
28	Sione Vaki	13	26	7	33	3.5-9	.	.	3	.	.	1	.	.	
77	Simote Pepa	13	12	14	26	6-33	4-23	.	2	
58	Junior Tafuna	13	14	12	26	2.5-6	.	1-0	1	2	
83	Jonah Elliss	11	15	11	26	6-24	3-16	.	.	1	2-0	2	.	.	
1	Clark Phillips	12	16	8	24	2-11	1-8	6-142	6	
16	Zemaiah Vaughn	13	16	6	22	1-4	.	.	9	.	1-0	1	.	.	
7	Van Fillingner	8	10	8	18	5-33	5-33	.	.	2	.	1	.	.	
12	Clayton Isbell	12	11	5	16	0.5-1	.	.	.	1	
47	Miki Suguturaga	13	8	6	14	1.5-17	1-16	.	1	1	
95	Aliki Vimahi	13	4	9	13	2-12	1-12	
54	Hayden Furey	11	7	2	9	1-2	.	.	1	
55	Andrew Mata'afa	12	4	4	8	0.5-0	
19	Bryson Reeves	10	2	5	7	
57	Keanu Tanuvasa	4	3	3	6	1.5-5	1-3	.	1	
87	Thomas Yassmin	12	1	5	6	
5	Caine Savage	13	3	3	6	1-0	.	.	.	
15	Malone Mataele	8	5	1	6	1-0	.	.	.	
26	Charlie Vincent	13	4	2	6	
39	Jadon Pearson	12	2	2	4	
46	Lolani Langi	7	2	2	4	
19	Luca Caldarella	4	3	.	3	
97	Jadon Redding	12	3	.	3	
0	Ethan Calvert	11	.	3	3	
50	Fua Pututau	1	.	2	2	
90	Devin Kaufusi	12	.	2	2	
10	Money Parks	13	2	.	2	
99	Tennessee Pututau	1	1	1	2	
12	Tyler Wegis	1	.	1	1	
23	Faybian Marks	6	1	.	1	
21	Solomon Enis	11	.	1	1	
86	Dalton Kincaid	12	1	.	1	
38	Ben Norton	1	1	.	1	
57	JT Greep	13	.	1	1	1-0	.	.	.	

DEFENSIVE INDIVIDUAL STATISTICS

##	Player	gp	Tackles				Sacks	Pass defense			Fumbles		blkd	
			ua	a	tot	tfl/yds		no-yds	int-yds	brup	qbh	fr-yds	ff	kick
1	Jaylon Glover	8	1	.	1
9	Tavion Thomas	10	1	.	1
6	Justin Medlock	4	1	.	1
51	Keaton Bills	13	1	.	1
9	Elijah Davis	3	1
2	Kenzel Lawler	3	1
Totals		13	432	306	738	83-391	38-293	12-293	39	23	12-58	10	0	0
Opponents		13	506	448	954	47-149	9-68	8-59	41	24	8-37	10	0	1



BY QUARTER STATISTICS

3rd-Down Conversions

Date	Opponent	Score	Overall	1st Qtr	2nd Qtr	3rd Qtr	4th Qtr	Overtime
09/03/2022	at Florida	L 26-29	8-13 61.5	1-2 50.0	1-4 25.0	2-3 66.7	4-4 100.0	0-0 0.0
09/10/2022	Southern Utah	W 73-7	5-10 50.0	2-4 50.0	1-2 50.0	1-1 100.0	1-3 33.3	0-0 0.0
09/17/2022	San Diego St.	W 35-7	8-15 53.3	2-5 40.0	4-6 66.7	1-2 50.0	1-2 50.0	0-0 0.0
09/24/2022	at Arizona St.	W 34-13	5-15 33.3	3-5 60.0	2-4 50.0	0-3 0.0	0-3 0.0	0-0 0.0
10/01/2022	Oregon St.	W 42-16	4-10 40.0	1-3 33.3	2-4 50.0	0-1 0.0	1-2 50.0	0-0 0.0
10/08/2022	at UCLA	L 32-42	7-13 53.8	1-3 33.3	3-4 75.0	2-2 100.0	1-4 25.0	0-0 0.0
10/15/2022	Southern California	W 43-42	7-13 53.8	2-4 50.0	0-2 0.0	1-2 50.0	4-5 80.0	0-0 0.0
10/27/2022	at Washington St.	W 21-17	7-15 46.7	2-5 40.0	1-3 33.3	3-4 75.0	1-3 33.3	0-0 0.0
11/05/2022	Arizona	W 45-20	8-12 66.7	3-4 75.0	3-4 75.0	0-2 0.0	2-2 100.0	0-0 0.0
11/12/2022	Stanford	W 42-7	6-12 50.0	1-5 20.0	3-5 60.0	2-2 100.0	0-0 0.0	0-0 0.0
11/19/2022	at Oregon	L 17-20	8-15 53.3	2-4 50.0	1-3 33.3	3-4 75.0	2-4 50.0	0-0 0.0
11/26/2022	at Colorado	W 63-21	2-6 33.3	1-2 50.0	0-1 0.0	0-2 0.0	1-1 100.0	0-0 0.0
12/02/2022	vs Southern California	W 47-24	5-12 41.7	0-2 0.0	3-4 75.0	1-5 20.0	1-1 100.0	0-0 0.0
Utah			80-161 49.7	21-48 43.8	24-46 52.2	16-33 48.5	19-34 55.9	0-0 0.0
Opponents			45-152 29.6	11-36 30.6	9-39 23.1	10-37 27.0	15-40 37.5	0-0 0.0

4th-Down Conversions

Date	Opponent	Score	Overall	1st Qtr	2nd Qtr	3rd Qtr	4th Qtr	Overtime
09/03/2022	at Florida	L 26-29	0-1 0.0	0-0 0.0	0-0 0.0	0-1 0.0	0-0 0.0	0-0 0.0
09/10/2022	Southern Utah	W 73-7	2-2 100.0	1-1 100.0	0-0 0.0	0-0 0.0	1-1 100.0	0-0 0.0
09/17/2022	San Diego St.	W 35-7	0-1 0.0	0-1 0.0	0-0 0.0	0-0 0.0	0-0 0.0	0-0 0.0
09/24/2022	at Arizona St.	W 34-13	3-4 75.0	1-1 100.0	0-0 0.0	1-2 50.0	1-1 100.0	0-0 0.0
10/01/2022	Oregon St.	W 42-16	0-0 0.0	0-0 0.0	0-0 0.0	0-0 0.0	0-0 0.0	0-0 0.0
10/08/2022	at UCLA	L 32-42	0-2 0.0	0-0 0.0	0-0 0.0	0-0 0.0	0-2 0.0	0-0 0.0
10/15/2022	Southern California	W 43-42	3-3 100.0	1-1 100.0	0-0 0.0	1-1 100.0	1-1 100.0	0-0 0.0
10/27/2022	at Washington St.	W 21-17	1-2 50.0	0-0 0.0	1-1 100.0	0-1 0.0	0-0 0.0	0-0 0.0
11/05/2022	Arizona	W 45-20	1-1 100.0	0-0 0.0	0-0 0.0	1-1 100.0	0-0 0.0	0-0 0.0
11/12/2022	Stanford	W 42-7	4-4 100.0	2-2 100.0	2-2 100.0	0-0 0.0	0-0 0.0	0-0 0.0
11/19/2022	at Oregon	L 17-20	1-4 25.0	0-0 0.0	1-2 50.0	0-0 0.0	0-2 0.0	0-0 0.0
11/26/2022	at Colorado	W 63-21	1-2 50.0	0-0 0.0	0-1 0.0	1-1 100.0	0-0 0.0	0-0 0.0
12/02/2022	vs Southern California	W 47-24	1-1 100.0	0-0 0.0	1-1 100.0	0-0 0.0	0-0 0.0	0-0 0.0
Utah			17-27 63.0	5-6 83.3	5-7 71.4	4-7 57.1	3-7 42.9	0-0 0.0
Opponents			11-29 37.9	3-5 60.0	0-8 0.0	1-3 33.3	7-13 53.8	0-0 0.0

Time of Possession

Date	Opponent	Score	Overall	1st Qtr	2nd Qtr	3rd Qtr	4th Qtr	Overtime
09/03/2022	at Florida	L 26-29	32:17	02:56	10:54	10:57	07:30	00:00
09/10/2022	Southern Utah	W 73-7	36:26	08:28	10:39	03:06	14:13	00:00
09/17/2022	San Diego St.	W 35-7	31:16	08:09	10:56	05:52	06:19	00:00
09/24/2022	at Arizona St.	W 34-13	35:33	08:06	10:47	08:12	08:28	00:00
10/01/2022	Oregon St.	W 42-16	28:45	04:40	08:48	05:43	09:34	00:00
10/08/2022	at UCLA	L 32-42	33:51	07:55	10:31	05:49	09:36	00:00
10/15/2022	Southern California	W 43-42	31:50	08:04	05:14	08:55	09:37	00:00
10/27/2022	at Washington St.	W 21-17	35:07	09:57	08:19	08:40	08:11	00:00
11/05/2022	Arizona	W 45-20	37:59	09:30	08:17	09:57	10:15	00:00
11/12/2022	Stanford	W 42-7	34:31	06:05	13:53	08:32	06:01	00:00
11/19/2022	at Oregon	L 17-20	33:25	08:27	08:24	09:19	07:15	00:00
11/26/2022	at Colorado	W 63-21	35:20	07:18	10:12	09:33	08:17	00:00
12/02/2022	vs Southern California	W 47-24	29:47	06:18	08:23	06:12	08:54	00:00
Utah			Total 436:07	95:53	125:17	100:47	114:10	00:00
			Avg. 33:33	07:23	09:38	07:45	08:47	00:00
Opponents			Total 343:53	83:51	84:59	72:31	102:32	00:00

RED ZONE STATISTICS

Utah Inside Opponent Red-Zone

Date	Opponent	Score	Times			Rush		Pass		FGs	Failed to score inside RZ					
			In RZ	Times Scored	Total Pts	TDs	TDs	TDs	Made	FGA	Down	Int	Fumb	Half	Game	
09/03/2022	at Florida	L 26-29	6	4	23	3	2	1	1	1	1	1	1	0	0	0
09/10/2022	Southern Utah	W 73-7	7	7	45	6	4	2	1	1	0	0	0	0	0	0
09/17/2022	San Diego St.	W 35-7	4	4	28	4	1	3	0	0	0	0	0	0	0	0
09/24/2022	at Arizona St.	W 34-13	6	5	27	3	2	1	2	2	1	0	0	0	0	0
10/01/2022	Oregon St.	W 42-16	4	3	21	3	0	3	0	0	0	0	0	0	0	1
10/08/2022	at UCLA	L 32-42	4	4	25	3	3	0	1	1	0	0	0	0	0	0
10/15/2022	Southern California	W 43-42	8	6	43	6	4	2	0	1	0	0	1	0	0	0
10/27/2022	at Washington St.	W 21-17	5	3	21	3	2	1	0	1	0	0	0	0	0	1
11/05/2022	Arizona	W 45-20	8	7	45	6	5	1	1	1	0	0	1	0	0	0
11/12/2022	Stanford	W 42-7	6	5	35	5	1	4	0	0	0	1	0	0	0	0
11/19/2022	at Oregon	L 17-20	3	1	7	1	1	0	0	1	1	0	0	0	0	0
11/26/2022	at Colorado	W 63-21	5	5	35	5	4	1	0	0	0	0	0	0	0	0
12/02/2022	vs Southern California	W 47-24	4	4	20	2	1	1	2	2	0	0	0	0	0	0
Totals 58 of 70 (82.9%)			70	58	375	50	30	20	8	11	3	2	2	0	2	

Opponents Inside Utah Red-Zone

Date	Opponent	Score	Times			Rush		Pass		FGs	Failed to score inside RZ					
			In RZ	Times Scored	Total Pts	TDs	TDs	TDs	Made	FGA	Down	Int	Fumb	Half	Game	
09/03/2022	Florida	L 26-29	3	3	22	3	3	0	0	0	0	0	0	0	0	0
09/10/2022	Southern Utah	W 73-7	0	0	0	0	0	0	0	0	0	0	0	0	0	0
09/17/2022	San Diego St.	W 35-7	1	1	7	1	0	1	0	0	0	0	0	0	0	0
09/24/2022	Arizona St.	W 34-13	3	2	10	1	0	1	1	1	0	1	0	0	0	0
10/01/2022	Oregon St.	W 42-16	5	3	9	0	0	0	3	3	0	2	0	0	0	0
10/08/2022	UCLA	L 32-42	6	5	35	5	2	3	0	1	0	0	0	0	0	0
10/15/2022	Southern California	W 43-42	6	6	42	6	1	5	0	0	0	0	0	0	0	0
10/27/2022	Washington St.	W 21-17	2	2	10	1	1	0	1	1	0	0	0	0	0	0
11/05/2022	Arizona	W 45-20	3	3	18	2	1	1	1	1	0	0	0	0	0	0
11/12/2022	Stanford	W 42-7	1	1	7	1	1	0	0	0	0	0	0	0	0	0
11/19/2022	Oregon	L 17-20	3	3	17	2	1	1	1	1	0	0	0	0	0	0
11/26/2022	Colorado	W 63-21	2	2	14	2	1	1	0	0	0	0	0	0	0	0
12/02/2022	Southern California	W 47-24	5	4	24	3	0	3	1	1	0	1	0	0	0	0
Totals 35 of 40 (87.5%)			40	35	215	27	11	16	8	9	0	4	0	0	0	



TEAM HIGHS

RUSHES	55	Arizona (11/05/2022)
YARDS RUSHING	383	at Colorado (11/26/2022)
YARDS PER RUSH	8.9	at Colorado (11/26/2022)
TD RUSHES	5	at Colorado (11/26/2022)
	5	Arizona (11/05/2022)
	5	Southern Utah (09/10/2022)
PASS ATTEMPTS	45	Southern California (10/15/2022)
PASS COMPLETIONS	31	Southern California (10/15/2022)
YARDS PASSING	424	Southern California (10/15/2022)
YARDS PER PASS	12.1	Southern Utah (09/10/2022)
TD PASSES	4	at Colorado (11/26/2022)
	4	Stanford (11/12/2022)
	4	San Diego St. (09/17/2022)
	4	Southern Utah (09/10/2022)
TOTAL PLAYS	80	Arizona (11/05/2022)
TOTAL OFFENSE	662	at Colorado (11/26/2022)
YARDS PER PLAY	9.9	at Colorado (11/26/2022)
POINTS	73	Southern Utah (09/10/2022)
SACKS BY	7	vs Southern California (N) (12/02/2022)
	7	Stanford (11/12/2022)
FIRST DOWNS	33	at Colorado (11/26/2022)
PENALTIES	9	Southern Utah (09/10/2022)
PENALTY YARDS	70	Southern Utah (09/10/2022)
TURNOVERS	3	at Oregon (11/19/2022)
PUNTS	5	San Diego St. (09/17/2022)
	5	Oregon St. (10/01/2022)
PUNTING AVG	46.5	at Florida (09/03/2022)
LONG PUNT	48	at Florida (09/03/2022)
PUNTS INSIDE 20	2	vs Southern California (N) (12/02/2022)
	2	Arizona (11/05/2022)
	2	at UCLA (10/08/2022)
LONG PUNT RETURN	23	Southern California (10/15/2022)



INDIVIDUAL HIGHS

RUSHES	23	Tavion Thomas at Florida (09/03/2022)
YARDS RUSHING	180	Tavion Thomas vs Stanford (11/12/2022)
TD RUSHES	3	Ja'Quinden Jackson at Colorado (11/26/2022)
	3	Cameron Rising vs Southern California (10/15/2022)
LONG RUSH	66	Ja'Quinden Jackson at Colorado (11/26/2022)
PASS ATTEMPTS	44	Cameron Rising vs Southern California (10/15/2022)
PASS COMPLETIONS	30	Cameron Rising vs Southern California (10/15/2022)
YARDS PASSING	415	Cameron Rising vs Southern California (10/15/2022)
TD PASSES	4	Cameron Rising vs San Diego St. (09/17/2022)
LONG PASS	72	Cameron Rising at Arizona St. (09/24/2022)
RECEPTIONS	16	Dalton Kincaid vs Southern California (10/15/2022)
YARDS RECEIVING	234	Dalton Kincaid vs Southern California (10/15/2022)
TD RECEPTIONS	2	Dalton Kincaid at Arizona St. (09/24/2022)
	2	Devaughn Vele vs San Diego St. (09/17/2022)
	2	Dalton Kincaid vs Southern Utah (09/10/2022)
LONG RECEPTION	72	Thomas Yassmin at Arizona St. (09/24/2022)
PUNTS	5	Jack Bouwmeester vs San Diego St. (09/17/2022)
PUNTING AVG	46.5	Jack Bouwmeester at Florida (09/03/2022)
LONG PUNT	48	Jack Bouwmeester at Florida (09/03/2022)
PUNTS INSIDE 20	2	Jack Bouwmeester vs Southern California (N) (12/02/2022)
	2	Jack Bouwmeester vs Arizona (11/05/2022)
	2	Jack Bouwmeester at UCLA (10/08/2022)
LONG PUNT RETURN	23	Devaughn Vele vs Southern California (10/15/2022)
LONG KICKOFF RETURN	44	Micah Bernard vs Southern Utah (09/10/2022)
TACKLES	12	R.J. Hubert vs Oregon St. (10/01/2022)
	12	Cole Bishop at Florida (09/03/2022)
SACKS	2	Gabe Reid vs Southern California (N) (12/02/2022)
	2	Mohamoud Diabate vs Southern California (N) (12/02/2022)
	2	Simote Pepa vs Stanford (11/12/2022)
	2	Gabe Reid at Arizona St. (09/24/2022)
TACKLES FOR LOSS	4	Mohamoud Diabate vs Oregon St. (10/01/2022)



OFFENSIVE SCORING DRIVES

Opponent	Qtr	PI-Yd	TOP	Scoring Play
Florida	1	5-25	1:25	Rising to Kuithe (7 yds)
	2	11-50	5:13	Noyes FG (43 yds)
	2	8-25	4:40	Noyes FG (31 yds)
	3	9-89	4:59	Bernard Rush (7 yds)
4	11-73	6:14	Thomas Rush (9 yds)	

Opponent	Qtr	PI-Yd	TOP	Scoring Play
Southern Utah	1	8-44	4:24	Thomas Rush (13 yds)
	2	7-56	2:35	Thomas Rush (7 yds)
	2	2-18	1:05	Curry Rush (12 yds)
	2	6-37	2:12	Noyes FG (26 yds)
	2	5-65	2:49	Rising to Kuithe (2 yds)
	2	5-80	1:30	Rising to Kincaid (37 yds)
	2	4-57	0:28	Rising to Kincaid (6 yds)
	3	6-78	3:06	Glover Rush (4 yds)
	4	12-80	7:31	Barnes to Yassmin (29 yds)
	4	2-72	0:52	Glover Rush (29 yds)

Opponent	Qtr	PI-Yd	TOP	Scoring Play
San Diego St.	2	7-77	2:25	Rising to Kuithe (30 yds)
	2	9-82	4:34	Rising to Enis (13 yds)
	2	4-27	1:41	Rising to Vele (15 yds)
	3	4-30	1:51	Thomas Rush (18 yds)
	3	4-55	1:52	Rising to Vele (3 yds)

Opponent	Qtr	PI-Yd	TOP	Scoring Play
Arizona St.	1	2-53	0:22	Rising to Kincaid (29 yds)
	1	14-70	6:15	Rising to Kincaid (6 yds)
	2	8-26	4:03	Noyes FG (23 yds)
	2	10-75	4:01	Jackson Rush (2 yds)
	3	9-74	3:56	Dixon Rush (11 yds)
4	9-24	4:11	Noyes FG (28 yds)	

Opponent	Qtr	PI-Yd	TOP	Scoring Play
Oregon St.	1	3-25	1:15	Rising to Dixon (19 yds)
	2	5-60	2:07	Rising Rush (24 yds)
	3	8-75	3:28	Rising to Vele (16 yds)
	3	2-30	0:43	Dixon Rush (22 yds)
	4	5-36	2:18	Rising to Kincaid (4 yds)

Opponent	Qtr	PI-Yd	TOP	Scoring Play
UCLA	2	11-70	5:10	Noyes FG (23 yds)
	2	8-84	4:15	Thomas Rush (5 yds)
	3	11-75	5:49	Rising Rush (6 yds)
	4	10-75	4:28	Rising Rush (9 yds)

Opponent	Qtr	PI-Yd	TOP	Scoring Play
USC	1	9-75	3:45	Bernard Rush (12 yds)
	2	4-60	1:37	Rising Rush (2 yds)
	2	5-70	0:45	Rising to Vele (16 yds)
	3	7-75	2:58	Rising to Kincaid (4 yds)
4	10-79	4:10	Rising Rush (1 yd)	
4	15-75	5:27	Rising Rush (1 yd)	

Opponent	Qtr	PI-Yd	TOP	Scoring Play
Washington St.	2	7-65	4:01	Jackson Rush (6 yds)
	2	8-25	2:27	Glover Rush (1 yd)
	3	7-60	4:00	Barnes to Kincaid (5 yds)

Opponent	Qtr	PI-Yd	TOP	Scoring Play
Arizona	1	6-37	2:26	Dixon Rush (7 yds)
	1	11-75	5:32	N. Johnson Rush (8 yds)
	2	5-60	2:41	N. Johnson Rush (9 yds)
	3	9-41	4:49	Redding FG (27 yds)
4	10-61	4:49	Rising to Yassmin (12 yds)	
4	7-43	4:29	Vincent Rush (2 yds)	

Opponent	Qtr	PI-Yd	TOP	Scoring Play
Stanford	2	12-75	5:51	Rising to Vele (9 yds)
	2	9-69	4:23	Thomas Rush (4 yds)
	3	8-85	3:51	Rising to Yassmin (14 yds)
	3	6-56	2:39	Rising to Bernard (19 yds)
	3	4-72	2:02	Johnson to Kendall (16 yds)
4	7-88	4:53	Thomas Rush (36 yds)	

Opponent	Qtr	PI-Yd	TOP	Scoring Play
Oregon	1	7-21	3:27	Redding FG (45 yds)
	3	13-86	7:00	Dixon Rush (18 yds)

Opponent	Qtr	PI-Yd	TOP	Scoring Play
Colorado	1	8-59	4:02	Bernard Rush (8 yds)
	1	4-53	1:51	Jackson Rush (10 yds)
	2	7-80	3:04	Jackson Rush (2 yds)
	2	2-54	0:55	Rising to Yassmin (41 yds)
	2	7-67	3:04	Rising to Parks (9 yds)
	2	3-70	0:25	Rising to Kincaid (29 yds)
	3	2-75	0:48	Jackson Rush (66 yds)
	3	5-62	3:12	Barnes to Cope (21 yds)
	4	8-72	5:31	Glover Rush (5 yds)

Opponent	Qtr	PI-Yd	TOP	Scoring Play
vs. USC	1	12-68	5:18	Redding FG (25 yds)
	2	11-63	6:33	Jackson Rush (8 yds)
	2	14-81	1:38	Rising to Dixon (4 yds)
	3	3-48	0:57	Rising to Parks (57 yds)
	4	9-41	5:10	Redding FG (35 yds)
	4	2-75	0:44	Rising to Yassmin (60 yds)
4	3-61	1:28	Jackson Rush (53 yds)	
4	3-38	1:32	Bernard Rush (23 yds)	

LONGEST AND SHORTEST DRIVES

UTAH		UTAH		OPPONENT		OPPONENT	
Most Plays		Fewest Plays		Most Plays		Fewest Plays	
15	vs. USC, 10/15 TD (75 yds, 5:27)	1	4x, Last at Oregon, 11/19 End of Half (-1 yds, 0:18)	15	at Oregon, 11/19 FG (52 yds, 6:22)	1	12x, Last at Colorado, 11/26 End of Half (2 yds, 0:02)
14	3x, Last vs. USC, 12/2 TD (81 yds, 1:38)	2	11x, Last vs. USC, 12/2 TD (75 yds, 0:44)	14	3x, Last vs. Stanford, 11/12 Downs (43 yds, 7:17)	2	7x, Last at Colorado, 11/26 TD (11 yds, 0:38)
Most Yards		Fewest Yards		Most Yards		Fewest Yards	
89	at Florida, 9/3 TD (9 plays, 4:59)	-8	3x, Last at WSU, 10/27 Punt (3 plays, 1:51)	97	at UCLA, 10/8 TD (7 plays, 3:20)	-22	vs. Southern Utah, 9/10 INT (1 play, 1:07)
88	vs. Stanford, 11/12 TD (7 plays, 4:53)	-7	vs. Stanford, 11/12 Punt (3 plays, 1:31)	90	vs. USC, 10/15 TD (11 plays, 4:33)	-18	at Arizona St., 9/24 Punt (3 plays, 1:28)
Most Time		Least Time		Most Time		Least Time	
7:31	vs. Southern Utah, 9/10 TD (12 plays, 80 yds)	0:07	vs. Arizona, 11/5 TD (1 play, 9 yds)	7:17	vs. Stanford, 11/12 Downs (14 plays, 43 yds)	0:02	at Colorado, 11/26 End of Half (1 play, 2 yds)
7:16	vs. Oregon St., 10/1 End of Half (11 plays, 77 yds)	0:08	vs. Southern Utah, 9/10 FUM (1 play, 12 yards)	7:13	at Florida, 9/3 TD (14 plays, 63 yds)	0:04	at UCLA, 10/8 TD (1 play, 1 yd)

GAME-OPENING DRIVES

Date	Home/Away	Opponent	Pts	UTAH		OPPONENT		
				FD	Yds	Pts	FD	Yds
9/3	Away	Florida	7	1	25	0	3	64
9/10	Home	Southern Utah	7	3	44	0	1	14
9/17	Home	San Diego State	0	3	37	0	0	2
9/24	Away	Arizona State	0	1	13	0	0	-18
10/1	Home	Oregon State	7	1	25	0	1	11
10/8	Away	UCLA	0	2	26	0	1	17
10/15	Home	USC	0	3	59	7	2	75
10/27	Away	Washington State	0	4	56	0	0	-6
11/5	Home	Arizona	0	1	20	0	1	35
11/12	Home	Stanford	0	2	35	0	0	8
11/19	Away	Oregon	0	4	55	7	4	79
11/26	Away	Colorado	0	0	2	0	0	-1
12/2	Neutral	vs. USC	3	4	68	7	3	75
1/2	Neutral	vs. Penn State	--	--	--	--	--	--
TOTALS			24	29	465	21	16	355

SECOND HALF-OPENING DRIVES

Date	Home/Away	Opponent	Pts	UTAH		OPPONENT		
				FD	Yds	Pts	FD	Yds
9/3	Away	Florida	0	3	71	0	3	49
9/10	Home	Southern Utah	7	2	78	0	0	-22
9/17	Home	San Diego State	7	2	30	0	1	12
9/24	Away	Arizona State	0	1	11	0	0	7
10/1	Home	Oregon State	0	0	4	3	2	44
10/8	Away	UCLA	8	5	75	7	3	48
10/15	Home	USC	7	3	75	7	3	50
10/27	Away	Washington State	0	2	53	0	2	52
11/5	Home	Arizona	0	4	73	0	0	9
11/12	Home	Stanford	7	5	85	0	2	35
11/19	Away	Oregon	0	1	16	0	0	-1
11/26	Away	Colorado	0	3	35	7	1	11
12/2	Neutral	vs. USC	0	1	22	0	0	-6
1/2	Neutral	vs. Penn State	--	--	--	--	--	--
TOTALS			36	32	628	24	17	288

SCORING DRIVE LENGTH (DEFENSIVE/SPECIAL TEAMS TDs NOT INCLUDED)

Yards	UTAH		OPPONENT	
	TD	FG	TD	FG
0-9	1	0	1	0
10-19	1	0	2	0
20-29	4	4	3	2
30-39	5	1	0	0
40-49	3	2	2	2
50-59	8	1	3	1
60-69	12	1	5	1
70-79	23	1	17	2
80-89	10	0	1	0
90-99	0	0	2	0
Season	67	10	36	8

TAKEAWAY ANALYSIS

Date	Home/Away	Opponent	UTAH			OPPONENT		
			Int	FR	Tot	Int	FR	Tot
9/3	Away	Florida	0	1	1	1	0	1
9/10	Home	Southern Utah	2	0	2	0	1	1
9/17	Home	San Diego State	1	1	2	0	1	1
9/24	Away	Arizona State	2	1	3	1	0	1
10/1	Home	Oregon State	4	0	4	0	0	0
10/8	Away	UCLA	1	0	1	1	1	2
10/15	Home	USC	0	0	0	0	1	1
10/27	Away	Washington State	0	2	2	0	1	1
11/5	Home	Arizona	0	4	4	0	2	2
11/12	Home	Stanford	0	0	0	1	0	1
11/19	Away	Oregon	1	2	3	3	0	3
11/26	Away	Colorado	0	0	0	1	0	1
12/2	Neutral	vs. USC	1	1	2	0	1	1
1/2	Neutral	vs. Penn State	--	--	--	--	--	--
Totals			12	12	24	8	8	16



AP POLL			COACHES POLL			FINAL CFP RANKINGS		
Rank	Team (1st Place Votes)	Record	Rank	Team (1st Place Votes)	Record	Rank	Team	Record
1	Georgia (62)	13-0	1	Georgia (59)	13-0	1	Georgia	13-0
2	Michigan (1)	13-0	2	Michigan (2)	13-0	2	Michigan	13-0
3	TCU	12-1	3	Ohio State	11-1	3	TCU	12-1
4	Ohio State	11-1	4	TCU	12-1	4	Ohio State	11-1
5	Alabama	10-2	5	Alabama	10-2	5	Alabama	10-2
6	Tennessee	10-2	6	Tennessee	10-2	6	Tennessee	10-2
7	UTAH	10-3	7	Penn State*	10-2	7	Clemson	11-2
8	USC*	11-2	8	USC*	11-2	8	UTAH	10-3
9	Penn State*	10-2	9	Kansas State	10-3	9	Kansas State	10-3
10	Clemson	11-2	10	UTAH	10-3	10	USC*	11-2
11	Kansas State	10-3	11	Clemson	11-2	11	Penn State*	10-2
12	Washington	10-2	12	Washington	10-2	12	Washington	10-2
13	Florida State	9-3	13	Florida State	9-3	13	Florida State	9-3
14	Tulane	11-2	14	Oregon*	9-3	14	Oregon State*	9-3
15	Oregon*	9-3	15	LSU	9-4	15	Oregon*	9-3
16	LSU	9-4	16	Oregon State*	9-3	16	Tulane	11-2
17	Oregon State*	9-3	17	Tulane	11-2	17	LSU	9-4
18	UCLA*	9-3	18	UCLA*	9-3	18	UCLA*	9-3
19	Notre Dame	8-4	19	South Carolina	8-4	19	South Carolina	8-4
20	South Carolina	8-4	20	Notre Dame	8-4	20	Texas	8-4
21	Texas	8-4	21	Texas	8-4	21	Notre Dame	8-4
22	UTSA	11-2	22	UTSA	11-2	22	Mississippi State	8-4
23	Troy	11-2	23	Mississippi State	8-4	23	NC State	8-4
24	Mississippi State	8-4	24	Troy	11-2	24	Troy	11-2
25	NC State	8-4	25	North Carolina	9-4	25	UTSA	11-2

Others receiving votes: North Carolina 39, UCF 36, Cincinnati 32, Ole Miss 27, Fresno State 25, Purdue 17, South Alabama 17, Illinois 11, Boise State 6, Pittsburgh 4, Minnesota 2, James Madison 1

*Notes 2022 Opponent

Others receiving votes: NC State 60, Ole Miss 44, UCF 43, Fresno State 37, Pittsburgh 28, Air Force 17, South Alabama 14, Purdue 12, Cincinnati 10, Minnesota 7, Duke 6, Coastal Carolina 5, Illinois 4, Boise State 3

*Notes 2022 Opponent

*Notes 2022 Opponent

APPEARANCES IN THE POLLS														
1947	Date	AP	Coaches	Opponent (AP Rank)	Result	Site	10-28	20	19	Rice	L, 10-51	A		
	11-10	18	--	Idaho	L, 7-6	N	2003	Date	AP	Coaches	BCS	Opponent (AP Rank)	Result	Site
1994	Date	AP	Coaches	Opponent (AP Rank)	Result	Site		10-19	24	23	--	New Mexico	L, 35-47	H
	9-26	--	23	no game	--	--		11-17	--	--	24	BYU	W, 3-0	A
	10-4	25	21	San Diego State	W, 38-22	A		11-23	--	--	22	no game	--	--
	10-11	21	18	Hawaii	W, 14-3	H		12-1			23	no game	--	--
	10-18	18	15	Colorado State (12)	W, 45-31	A		12-7	25	25	22	Southern Miss	W, 17-0	N
	10-25	12	11	UTEP	W, 52-7	H		1-5-04	21	21	--	Final 2003 rank	--	--
	11-1	9	8	New Mexico	L, 21-23	A	2004	Date	AP	Coaches	BCS	Opponent (AP Rank)	Result	Site
	11-8	12	14	Air Force	L, 33-40	A		Preseason	20	19	--	Texas A&M	W, 41-21	H
	11-15	21	20	BYU (20)	W, 34-31	H		9-5	17	16	--	Arizona	W, 23-6	A
	11-22	15	13	no game	--	--		9-12	15	14	--	Utah State	W, 48-6	A
	11-29	14	12	no game	--	--		9-19	14	14	--	Air Force	W, 49-35	H
	12-6	14	12	Arizona (15)	W, 16-13	N		9-26	14	14	--	New Mexico	W, 28-7	A
	1-3-95	10	8	Final 1994 rank				10-3	11	11	--	no game	--	--
1996	Date	AP	Coaches	Opponent (AP Rank)	Result	Site		10-10	11	10	--	North Carolina	W, 46-16	H
	9-29	24	24	UTEP	W, 34-27	A		10-17	9	10	7	UNLV	W, 63-28	H
	10-14	24	25	TCU	W, 21-7	H		10-24	9	10	6	San Diego State	W, 51-28	A
	10-21	21	22	Tulsa	W, 45-19	H		10-31	7	8	6	Colorado State	W, 63-31	H
								11-7	7	8	7	Wyoming	W, 45-28	A

APPEARANCES IN THE POLLS

2004 cont.							2014						
Date	AP	Coaches	BCS	Opponent (AP Rank)	Result	Site	Date	AP	Coaches	CFP	Opponent (AP Rank)	Result	Site
11-14	5	6	6	BYU	W, 52-21	H	11-28	21	21	20	no game	--	--
11-21	5	6	6	no game	--	--	12-5	20	19	19	Boise State	L, 3-26	N
11-28	5	6	6	no game	--	--	1-11-11	--	23	--	Final 2010 rank	--	--
12-5	5	6	6	Pittsburgh (19)	W, 35-7	N							
1-4-05	4	5	--	Final 2004 rank	--	--							
2008							2015						
Date	AP	Coaches	BCS	Opponent (AP Rank)	Result	Site	Date	AP	Coaches	CFP	Opponent (AP Rank)	Result	Site
9-2	22	23	--	UNLV	W, 42-21	H	10-5	24	--	--	no game	--	--
9-7	22	22	--	Utah State	W, 58-10	A	10-12	20	23	--	Oregon State	W, 29-23 (2OT)	A
9-14	20	20	--	Air Force	W, 30-23	A	10-19	19	19	--	USC (20)	W, 24-21	H
9-21	17	17	--	Weber State	W, 37-21	H	10-26	18	18	17	Arizona State (15)	L, 16-19 (OT)	A
9-28	15	15	--	Oregon State	W, 31-28	H	11-2	20	22	17	Oregon (5)	L, 27-51	H
10-5	14	13	--	Wyoming	W, 40-7	A	11-9	25	--	23	Stanford	W, 20-17 (2OT)	A
10-12	14	13	--	Colorado State	W, 49-16	H	11-16	20	21	17	Arizona (15)	L, 42-10	H
10-19	12	12	11	no game	--	--	11-25	--	--	25	Colorado	W, 38-34	A
10-26	10	9	10	New Mexico	W, 13-10	A	11-30	24	--	23	no game	--	--
11-2	10	9	8	TCU (11)	W, 13-10	H	12-7	23	25	22	Colorado State	W, 45-10	N
11-9	8	7	7	San Diego State	W, 63-14	A	1-13-15	21	20	--	Final 2014 rank	--	--
11-16	8	7	7	BYU (16)	W, 48-24	H							
11-23	8	7	6	no game	--	--							
11-30	7	7	6	no game	--	--							
12-7	7	7	6	Alabama (4)	W, 31-17	N							
1-8-09	2	4	--	Final 2008 rank	--	--							
2009							2016						
Date	AP	Coaches	BCS	Opponent (AP Rank)	Result	Site	Date	AP	Coaches	CFP	Opponent (AP Rank)	Result	Site
Preseason	19	18	--	Utah State	W, 35-17	H	9-8	24	25	--	Utah State	W, 24-14	H
9-8	17	17	--	San Jose	W, 24-14	A	9-13	21	21	--	Fresno State	W, 45-24	A
9-13	18	16	--	Oregon	L, 31-24	A	9-20	18	17	--	Oregon (13)	W, 62-20	A
10-11	24	--	--	UNLV	W, 35-15	A	9-27	10	12	--	no game	--	--
10-18	19	20	18	Air Force	W, 23-16 (OT)	H	10-4	5	7	--	California (23)	W, 30-24	H
10-25	19	19	16	Wyoming	W, 22-10	H	10-11	4	7	--	Arizona State	W, 34-18	H
11-1	17	16	14	New Mexico	W, 45-14	H	10-18	3	7	--	USC	L, 42-24	A
11-8	16	14	16	TCU (4)	L, 55-28	A	10-25	13	14	--	Oregon State	W, 27-12	H
11-15	23	23	21	San Diego State	W, 38-7	H	11-1	13	14	12	Washington	W, 34-23	A
11-22	22	19	21	BYU (18)	L, 26-23 (OT)	A	11-8	10	13	10	Arizona	L, 37-30 (2OT)	A
11-29	--	25	25	no game	--	--	11-15	18	18	13	UCLA	L, 17-9	H
12-6	23	24	23	California	W, 37-27	N	11-22	--	25	23	Colorado	W, 20-14	H
1-8-10	18	18	--	Final 2009 rank	--	--	11-29	21	20	24	no game	--	--
2010							2017						
Date	AP	Coaches	BCS	Opponent (AP Rank)	Result	Site	Date	AP	Coaches	CFP	Opponent (AP Rank)	Result	Site
Preseason	--	24	--	Pittsburgh (15)	W, 27-24 (OT)	H	12-6	20	20	22	BYU	W, 35-28	N
9-7	20	20	--	UNLV	W, 38-10	H	1-12-16	17	16	--	Final 2015 rank	--	--
9-12	14	14	--	New Mexico	W, 56-14	A							
9-19	13	13	--	San Jose State	W, 56-3	H							
9-26	13	12	--	no game	--	--							
10-3	10	10	--	Iowa State	W, 68-27	A							
10-10	11	10	--	Wyoming	W, 30-7	A							
10-17	9	9	9	Colorado State	W, 59-6	H							
10-24	8	7	8	Air Force	W, 28-23	A							
10-31	6	6	5	TCU (4)	L, 7-47	H							
11-7	15	15	14	Notre Dame	L, 3-28	A							
11-14	25	24	23	San Diego State	W, 38-34	A							
11-21	23	22	20	BYU	W, 17-16	H							
							9-17	23	21	--	Arizona	W, 30-24	A

APPEARANCES IN THE POLLS

2017 cont.

Date	AP	Coaches	CFP	Opponent (AP Rank)	Result	Site
9-24	20	19	--	no game	--	--
10-1	20	18	--	Stanford	L, 23-20	H
10-8	--	23	--	USC (13)	L, 28-27	A

2018

Date	AP	Coaches	CFP	Opponent (AP Rank)	Result	Site
10-21	23	24	--	UCLA	W, 41-10	A
10-28/30	16	16	15	Arizona State	L, 38-10	A
11-4	--	24	--	Oregon	W, 32-25	H
11-11/13	21	19	19	Colorado	W, 30-7	A
11-18/20	18	17	17	BYU	W, 35-27	H
11-25/27	17	17	17	Washington (10)	L, 10-3	N
12-2	20	19	17	Northwestern	L, 31-20	N

2019

Date	AP	Coaches	CFP	Opponent (AP Rank)	Result	Site
Preseason	14	15	--	BYU	W, 30-12	A
9-3	13	15	--	Northern Illinois	W, 35-17	H
9-8	11	12	--	Idaho State	W, 31-0	H
9-15	10	11	--	USC	L, 30-23	A
9-22	19	19	--	Washington State	W, 38-13	H
9-29	17	17	--	no game	--	--
10-6	15	15	--	Oregon State	W, 52-7	A
10-13	13	14	--	Arizona State (17)	W, 21-3	H
10-20	12	12	--	California	W, 35-0	H
10-27	9	10	--	Washington	W, 33-28	A
11-3	8	9	8	no game	--	--
11-10	8	9	7	UCLA	W, 49-3	H
11-17	7	8	7	Arizona	W, 35-7	A
11-24	6	6	6	Colorado	W, 45-15	H
12-1	5	5	5	Oregon (13)	L, 37-15	N
12-8	12	10	11	Texas	L, 38-10	N
1-13-20	16	16	--	Final 2019 Rank	--	--

2021

Date	AP	Coaches	CFP	Opponent (AP Rank)	Result	Site
Preseason	24	--	--	Weber State	W, 40-17	H
9-7	21	18	--	BYU	L, 26-17	A
11-7	--	--	24	Stanford	W, 52-7	A
11-14	24	25	23	Oregon (4)	W, 38-7	H
11-21	16	19	19	Colorado	W, 28-13	H
11-28	14	17	17	Oregon (10)	W, 38-10	N
12-5	10	11	11	Ohio State (7)	L, 48-45	N
1-11-22	12	12	11	Final 2021 Rank	--	--

2022

Date	AP	Coaches	CFP	Opponent (AP Rank)	Result	Site
Preseason	7	8	--	Florida (RV)	L, 29-26	A
9-6	13	15	--	Southern Utah	W, 73-7	H
9-11	14	15	--	San Diego State	W, 35-7	H
9-18	13	14	--	Arizona State	W, 34-13	A
9-25	12	13	--	Oregon State (RV)	W, 42-16	H
10-2	11	11	--	UCLA (18)	L, 42-32	A
10-9	20	19	--	USC (7)	W, 43-42	H
10-16	15	15	--	BYE	--	--
10-23	14	14	--	Washington State	W, 21-17	A
10-30	12	12	14	Arizona	W, 45-20	H
11-6	13	13	13	Stanford	W, 42-7	H
11-19	10	10	10	Oregon (12)	L, 20-17	A
11-26	14	14	14	Colorado	W, 63-21	A
12-2	12	12	11	USC (4)	W, 47-24	N
1-2	7	10	8	Penn State (9)	--	N



UTAH vs. AP RANKED OPPONENTS

Year	Opponent	Opp AP RK	Result	Site	Utah AP	Year	Opponent	Opp AP RK	Result	Site	Utah AP
1936	Texas A&M	15	L, 20-7	H	--	2007	UCLA	11	W, 44-6	H	--
1945	Oklahoma A&M	15	L, 46-6	H	--	2007	BYU	23	L, 17-10	A	--
1949	Pacific	19	L, 45-6	A	--	2008	TCU	11	W, 13-10	H	10
1956	UCLA	17	L, 13-7	A	--	2008	BYU	16	W, 48-24	H	8
1957	Army	8	L, 39-33	A	--	2009+	Alabama	4	W, 31-17	N	7
1958	Air Force	14	L, 16-14	A	--	2009	TCU	4	L, 55-28	A	16
1959	UCLA	20	L, 21-6	A	--	2009	BYU	18	L, 26-23 OT	A	22
1961	Colorado	8	W, 21-12	A	--	2010	Pittsburgh	15	W, 27-24 OT	H	--
1968	Nebraska	14	L, 31-0	A	--	2010	TCU	4	L, 47-7	H	6
1968	Oregon State	18	L, 24-21	H	--	2010	Boise State	10	L, 26-3	N	20
1970	Arizona State	11	L, 37-14	A	--	2011	Arizona State	22	L, 35-14	H	22
1971	Arizona State	15	L, 41-21	H	--	2012	BYU	25	W, 24-21	H	--
1971	Houston	15	L, 42-16	A	--	2012	USC	13	L, 38-28	H	--
1973	Texas Tech	20	L, 29-22	A	--	2012	Oregon State	8	L, 21-7	A	--
1973	UCLA	16	L, 66-16	A	--	2013	UCLA	12	L, 34-27	H	--
1973	Arizona State	8	W, 36-31	H	--	2013	Stanford	5	W, 27-21	H	--
1974	Arizona	12	L, 41-8	H	--	2013	Arizona State	23	L, 20-19	H	--
1974	Arizona State	15	L, 32-0	A	--	2013	Oregon	6	L, 44-21	A	--
1975	Arizona State	10	L, 40-14	H	--	2014	UCLA	8	W, 30-28	A	--
1975	Arizona	11	L, 38-14	A	--	2014	USC	20	W, 24-21	H	19
1977	Oklahoma	5	L, 62-24	A	--	2014	Arizona State	15	L, 19-16 OT	A	18
1977	Houston	19	L, 34-16	H	--	2014	Oregon	5	L, 51-27	H	20
1977	BYU	14	L, 38-8	A	--	2014	Arizona	15	L, 42-10	H	20
1979	Washington	14	L, 41-7	A	--	2015	Oregon	13	W, 62-20	A	18
1979	BYU	10	L, 27-0	A	--	2015	California	23	W, 30-24	H	5
1980	Nebraska	8	L, 55-9	A	--	2016	Washington	4	L, 31-24	H	17
1980	BYU	13	L, 56-6	H	--	2016	Colorado	9	L, 27-22	A	21
1981	Arizona State	20	L, 52-10	A	--	2017	USC	13	L, 28-27	A	--
1981	BYU	18	L, 56-28	A	--	2017	Washington State	19	L, 33-25	H	--
1982	Arizona State	15	L, 23-10	A	--	2017	Washington	16	L, 33-30	A	--
1982	Texas	18	L, 21-12	A	--	2018	Washington	10	L, 21-7	H	--
1983	BYU	9	L, 55-7	A	--	2018	Stanford	14	W, 40-21	A	--
1984	BYU	3	L, 24-14	H	--	2018	Washington	10	L, 10-3	N	17
1985	BYU	11	L, 38-28	A	--	2019	Arizona State	17	W, 21-3	H	13
1986	Arizona State	9	L, 52-7	A	--	2019	Oregon	13	L, 37-15	N	5
1988	Wyoming	12	L, 61-18	A	--	2020	USC	20	L, 33-17	H	--
1989	Nebraska	4	L, 42-30	A	--	2020	Colorado	21	W, 38-21	A	--
1989	BYU	21	L, 70-31	A	--	2021	Arizona State	18	W, 35-21	H	--
1990	BYU	5	L, 45-22	H	--	2021	Oregon	4	W, 38-7	H	24
1992	Nebraska	11	L, 49-22	A	--	2021	Oregon	10	W, 38-10	N	14
1992	Washington State	18	L, 31-28	N	--	2022\$	Ohio State	7	L, 48-45	N	10
1994	Colorado State	12	W, 45-31	A	18	2022	UCLA	18	L, 42-32	A	11
1994	BYU	20	W, 34-31	H	21	2022	USC	7	W, 43-42	H	20
1994	Arizona	15	W, 16-13	N	14	2022	Oregon	12	L, 20-17	A	10
1996	Kansas	20	W, 45-42	H	--	2022	USC	4	W, 47-24	N	12
1996	BYU	8	L, 37-17	H	--						
1999	BYU	19	W, 20-17	A	--						
2001	Oregon	7	L, 24-10	A	--						
2001	BYU	8	L, 24-21	A	--						
2002	Michigan	14	L, 10-7	A	--						
2003	Oregon	19	W, 17-13	H	--						
2005*	Pittsburgh	19	W, 35-7	N	5						
2005	Georgia Tech	24	W, 38-10	N	--						
2006	Boise State	22	L, 36-3	H	--						
2006	BYU	21	L, 33-31	H	--						

*2004 season (Fiesta Bowl); +2008 season (Sugar Bowl); \$2021 season (Rose Bowl)

Bold indicates Utah wins

SELECT INDIVIDUAL RECORDS (BOWLS INCLUDED)

RUSHING

MOST TOUCHDOWNS IN A GAME

Table with 4 columns: Rank, Rushes, Player Name, Opponent/Game

AVERAGE YARDS PER RUSH IN A GAME (MIN. 8 RUSHES)

Table with 4 columns: Rank, Yards, Player Name, Opponent/Game

PASSING

MOST ATTEMPTS IN A SEASON

Table with 4 columns: Rank, Attempts, Player Name, Year

MOST ATTEMPTS IN A CAREER

Table with 4 columns: Rank, Attempts, Player Name, Year

MOST COMPLETIONS IN A SEASON

Table with 4 columns: Rank, Completions, Player Name, Year

Table with 4 columns: Rank, Completions, Player Name, Year

MOST COMPLETIONS IN A CAREER

Table with 4 columns: Rank, Completions, Player Name, Year

COMPLETION PERCENTAGE IN A GAME (MIN. 15 ATTEMPTS)

Table with 4 columns: Rank, Percentage, Player Name, Opponent/Game



COMPLETION PERCENTAGE IN A SEASON (MIN. 100 ATTEMPTS)

Table with 4 columns: Rank, Percentage, Player Name, Year

COMPLETION PERCENTAGE IN A CAREER (MIN. 150 ATTEMPTS)

Table with 4 columns: Rank, Percentage, Player Name, Year

MOST TOUCHDOWN PASSES IN A GAME

Table with 4 columns: Rank, Touchdowns, Player Name, Opponent/Game

MOST TOUCHDOWN PASSES IN A SEASON

Table with 4 columns: Rank, Touchdowns, Player Name, Year

MOST TOUCHDOWN PASSES IN A CAREER

Table with 4 columns: Rank, Touchdowns, Player Name, Year

SELECT INDIVIDUAL RECORDS (BOWLS INCLUDED)

TOTAL OFFENSE

MOST TOTAL PLAYS CAREER

1.	1467	Travis Wilson	2012-15
2.	1383	Brian Johnson	2004-05, 07-08
3.	1306	Scott Mitchell	1987-89
4.	1243	Tyler Huntley	2016-19
5.	1103	Mike McCoy	1992-94
6.	903	Larry Egger	1985-86
7.	873	Alex Smith	2002-04
8.	849	Cameron Rising	2020-present
9.	840	Don Van Galder	1971-73
10.	788	Mark Stevens	1983-84

TOTAL YARDS IN A GAME

1.	614	Scott Mitchell	vs. Air Force, 1988
2.	513	Scott Mitchell	vs. Idaho State, 1988
3.	489	Larry Egger	vs. UTEP, 1986
4.	483	Brian Johnson	vs. San Diego State, 2005
5.	475	Cameron Rising	vs. USC, 2022
6.	468	Larry Egger	vs. Air Force, 1986
7.	461	Mike McCoy	vs. BYU, 1993
8.	458	Mike Fouts	vs. Kansas, 1996
9.	451	Brian Johnson	vs. Wyoming, 2005
10.	446	Mike McCoy	vs. Hawaii, 1993

TOTAL YARDS IN A SEASON

1.	4299	Scott Mitchell	1988
2.	3969	Mike McCoy	1993
3.	3583	Alex Smith	2004
4.	3382	Tyler Huntley	2019
5.	3370	Brian Johnson	2005
6.	3357	Cameron Rising	2022
7.	3133	Scott Mitchell	1989
8.	3104	Mike McCoy	1994
9.	3100	Brian Johnson	2008
10.	3056	Brett Ratliff	2006



TOTAL YARDS IN A CAREER

1.	8836	Scott Mitchell	1987-89
2.	8701	Brian Johnson	2004-05, 07-08

3.	8628	Travis Wilson	2012-15
4.	8497	Tyler Huntley	2016-19
5.	7559	Mike McCoy	1992-94
6.	6383	Cameron Rising	2020-present
7.	6275	Alex Smith	2002-04
8.	5515	Larry Egger	1985-86
9.	4891	Mike Fouts	1995-96
10.	4861	Mark Stevens	1983-84

MOST TOTAL OFFENSE PER GAME IN A SEASON (MIN. 8 GAMES)

1.	390.82	Scott Mitchell	1988
2.	33700	Brian Johnson	2005
3.	330.75	Mike McCoy	1993
4.	313.30	Scott Mitchell	1989
5.	298.58	Alex Smith	2004
6.	294.8	Tyler Huntley	2017
7.	289.00	Larry Egger	1985
8.	285.18	Mike McCoy	1984
9.	279.75	Cameron Rising	2022
10.	263.78	Frank Dolce	1992

MOST TOTAL OFFENSE PER GAME IN A CAREER (MIN. 15 GAMES)

1.	276.13	Scott Mitchell	1987-89
2.	260.66	Mike McCoy	1992-94
3.	251.00	Alex Smith	2002-04
4.	250.68	Larry Egger	1985-86
5.	245.50	Cameron Rising	2020-present
6.	241.55	Frank Dolce	1991-92
7.	229.6	Tyler Huntley	2016-19
8.	222.32	Mike Fouts	1995-96
9.	211.35	Mark Stevens	1983-84
10.	211.06	Brett Ratliff	2005-06

MOST YARDS PER PLAY IN A GAME (MIN. 37 PLAYS)

1.	11.14	Mike McCoy	vs. Colorado State, 1993
2.	11.11	Frank Dolce	vs. Oregon State, 1992
3.	10.65	Mike Fouts	vs. Kansas, 1996
4.	10.47	Scott Mitchell	vs. Idaho State, 1988
5.	10.36	Alex Smith	vs. Texas A&M, 2004
6.	10.03	Mike McCoy	vs. UTEP, 1994
7.	9.98	Mike McCoy	vs. San Diego State, 1993
8.	9.92	Cameron Rising	vs. Southern Utah, 2022
9.	9.78	Mike McCoy	vs. Air Force, 1993
10.	9.52	Brian Johnson	vs. Navy, 2007

MOST YARDS PER PLAY IN A SEASON (MIN. 100 PLAYS)

1.	8.35	Tyler Huntley	2019
2.	7.93	Alex Smith	2004
3.	7.61	Cameron Rising	2022
4.	7.60	Cameron Rising	2021
5.	7.50	Mike McCoy	1993
6.	7.33	Jordan Wynn	2010
7.	7.30	Scott Mitchell	1988
8.	7.24	Mike Fouts	1996
9.	7.00	Lee Grosscup	1957
10.	6.99	Brian Johnson	2005

MOST YARDS PER PLAY IN A CAREER (MIN. 250 PLAYS)

1.	7.52	Cameron Rising	2020-present
2.	7.19	Alex Smith	2002-04
3.	6.98	Mike Fouts	1995-96
4.	6.85	Mike McCoy	1992-94
5.	6.84	Tyler Huntley	2016-19
6.	6.81	Darnell Arceneaux	1997-98
7.	6.77	Scott Mitchell	1987-89
8.	6.68	Darnell Arceneaux	1997-00
9.	6.66	Ken Vierra	1981-82
10.	6.64	Jordan Wynn	2009-12

MOST TOTAL TOUCHDOWNS IN A GAME

1.	7	Steve Marshall	vs. Colorado State, 1972
2.	6	Ricky Hardin	vs. New Mexico, 1980
6	6	Mark Stevens	vs. Wyoming, 1983
6	6	Scott Mitchell	vs. Utah State, 1989
6	6	Scott Mitchell	vs. UTEP, 1989
6.	5	Larry Egger	vs. UTEP, 1986
5	5	Scott Mitchell	vs. Air Force, 1988
5	5	Frank Dolce	vs. Wyoming, 1991
5	5	Mike McCoy	vs. Wyoming, 1994
5	5	Alex Smith	vs. Wyoming, 2003
5	5	Alex Smith	vs. Texas A&M, 2004
5	5	Alex Smith	vs. North Carolina, 2004
5	5	Alex Smith	vs. San Diego State, 2004
5	5	Brian Johnson	vs. Air Force, 2005
5	5	Brian Johnson	vs. Wyoming, 2005
5	5	Brett Ratliff	vs. BYU, 2005
5	5	Brett Ratliff	vs. UNLV, 2006
5	5	Brian Johnson	vs. San Diego State, 2008
5	5	Travis Wilson	vs. Weber State, 2013
5	5	Travis Wilson	vs. Oregon State, 2013
5	5	Travis Wilson	vs. Fresno State, 2014
5	5	Travis Wilson	vs. Oregon, 2015
5	5	Tyler Huntley	vs. USC, 2018
5	5	Cameron Rising	vs. USC, 2022 (RS)

MOST TOTAL TOUCHDOWNS IN A SEASON

1.	42	Alex Smith	2004
2.	33	Scott Mitchell	1989
3.	31	Cameron Rising	2022
4.	29	Scott Mitchell	1988
4.	29	Mike McCoy	1994
6.	28	Brian Johnson	2008
7.	26	Brian Johnson	2005
26	26	Cameron Rising	2021
9.	25	Don Van Galder	1973
10.	24	Mark Stevens	1984
24	24	Brett Ratliff	2006
24	24	Tyler Huntley	2019

SELECT INDIVIDUAL RECORDS (BOWLS INCLUDED)

MOST TOTAL TOUCHDOWNS IN A CAREER

1.	75	Travis Wilson	2012-15
2.	72	Scott Mitchell	1987-89
3.	69	Brian Johnson	2004-05, 07-08
4.	63	Tyler Huntley	2016-19
5.	62	Alex Smith	2002-04
6.	57	Cameron Rising	2020-present
7.	52	Don Van Galder	1971-73
8.	51	Mike McCoy	1992-94
9.	46	Mark Stevens	1983-84
10.	42	Larry Egger	1985-86
	42	Frank Dolce	1991-92

RECEIVING

MOST RECEPTIONS IN A GAME

1.	17	Loren Richey	vs. UTEP, 1986
2.	16	Travis LaFendresse	vs. Georgia Tech, 2005
16	Dalton Kincaid	vs. USC, 2022 (RS)	
4.	15	Paris Warren	vs. Pittsburgh, 2004
5.	14	Rodney Wells	vs. Idaho State, 1987
6.	13	Danny Huey	vs. Wyoming, 1983
	13	Bryan Bero	vs. Idaho State, 1988
	13	Daniel Jones	vs. Fresno State, 1998
	13	Paris Jackson	vs. San Diego State, 2002
10.	12	Lance Robbins	vs. Utah State, 1972
	12	Aaron Grimm	vs. Hawaii, 1988
	12	John Madsen	vs. Wyoming, 2005
	12	Freddie Brown	vs. Alabama, 2008

MOST RECEPTIONS IN A SEASON

1.	81	David Reed	2009
2.	80	Paris Warren	2004
3.	77	Freddie Brown	2008
4.	76	Paris Warren	2003
5.	73	Loren Richey	1985
	73	Dennis Smith	1989
7.	70	Darren Carrington	2017
70	Dalton Kincaid	2022	
8.	67	Loren Richey	1986
	67	Steve Savoy	2004
10.	65	Carl Harry	1988

MOST RECEPTIONS IN A CAREER

1.	192	Kevin Dyson	1994-97
2.	184	Britain Covey	2015, 2018-21
3.	177	Bryan Rowley	1989-93
4.	156	Dennis Smith	1986-89
	156	Paris Warren	2003-04
6.	152	Jereme Brooks	2007-10
7.	149	Carl Harry	1986-88
8.	148	Brant Kuithe	2018-present
9.	140	Loren Richey	1985-86
10.	135	Travis LaFendresse	2002-05
	135	Derrek Richards	2004-07

MOST RECEIVING YARDS IN A GAME

1.	255	Carl Harry	vs. Idaho State, 1988
2.	234	Dalton Kincaid	vs. USC, 2022 (RS)
3.	214	Travis LaFendresse	vs. Georgia Tech, 2005
4.	213	Loren Richey	vs. UTEP, 1986
5.	200	Bryan Rowley	vs. Hawaii, 1991
6.	199	Danny Huey	vs. San Diego State, 1984
7.	198	Paris Warren	vs. Pittsburgh, 2004
8.	197	Daniel Jones	vs. Fresno State, 1998
9.	194	Jack Steptoe	vs. New Mexico, 1976
10.	192	Travis LaFendresse	vs. New Mexico, 2005



MOST RECEIVING YARDS IN A CAREER

1.	3143	Bryan Rowley	1989-93
2.	2726	Kevin Dyson	1994-97
3.	2283	Carl Harry	1986-88
4.	2168	Dennis Smith	1986-89
5.	2077	Dres Anderson	2011-14
6.	2011	Britain Covey	2015, 2018-21
7.	1885	Paris Warren	2003-04
8.	1882	Brant Kuithe	2018-present
9.	1872	James Teahan	1978-81
10.	1862	Cliff Russell	1998-2001

MOST RECEIVING TOUCHDOWNS IN A SEASON

1.	18	Dennis Smith	1989
2.	14	Carl Harry	1988
3.	12	Paris Warren	2004
4.	11	Steve Odom	1972
	11	Bryan Rowley	1991
	11	Curtis Marsh	1994
	11	Steve Savoy	2004
8.	10	Brent Casteel	2006
9.	9	Jack Steptoe	1976

10.	8	Steve Odom	1973
	8	Jack Steptoe	1977
	8	Kevin Dyson	1996
	8	Steve Smith	1999
	8	Travis LaFendresse	2005
	8	Dalton Kincaid	2021
8	Dalton Kincaid	2022	

MOST RECEIVING TOUCHDOWNS IN A CAREER

1.	25	Bryan Rowley	1989-93
2.	24	Dennis Smith	1986-89
3.	20	Carl Harry	1986-88
4.	19	Steve Odom	1971-73
5.	18	Kevin Dyson	1994-97
	18	Steve Savoy	2003-04
7.	17	Jack Steptoe	1976-77
	17	Brent Casteel	2005-08
	17	Dres Anderson	2011-14
10.	16	Paris Warren	2003-04
16	Brant Kuithe	2018-present	
16	Dalton Kincaid	2020-present	

KICKING

MOST FIELD GOALS MADE IN A CAREER

1.	84	Andy Phillips	2013-16
2.	57	Louie Sakoda	2005-08
3.	56	Matt Gay	2017-18
4.	44	Chris Yergensen	1991-93
5.	35	Daniel Pulsipher	1991-96
6.	34	Andre Guardi	1983-86
7.	33	Joe Phillips	2009-10
8.	32	Jadon Redding	2019-present
9.	26	Wayne Lammle	1987-90
	26	Coleman Petersen	2011-12

MOST FIELD GOALS ATTEMPTED IN A CAREER

1.	100	Andy Phillips	2013-16
2.	66	Chris Yergensen	1991-93
	66	Louie Sakoda	2005-08
4.	65	Matt Gay	2017-18
5.	54	Daniel Pulsipher	1991, 94-96
6.	49	Andre Guardi	1983-86
8.	41	Marv Bateman	1969-71
41	Jadon Redding	2019-present	
10.	39	Wayne Lammle	1987-90
	39	Joe Phillips	2009-10

SELECT INDIVIDUAL RECORDS (BOWLS INCLUDED)

RETURNS (KICK/PUNT)

PUNT RETURN AVERAGE IN A CAREER (MIN. 25 RETURNS)

1.	20.30	Steve Odum	1971-73
2.	17.00	Erroll Tucker	1984-85
3.	16.16	Shaky Smithson	2009-10
4.	12.80	Derrek Richards	2004-07
5.	11.96	Gay Adelt	1940-41
6.	11.94	Steve Smith	1999-00
7.	11.87	Britain Covey	2015, 2018-21
8.	10.14	Morgan Scalley	2001-04
9.	10.11	Devaughn Vele	2019-Present
10.	9.93	Marquis Wilson	2005-07

SCORING

MOST POINTS SCORED IN A CAREER

1.	427	Andy Phillips	2013-16
2.	308	Louie Sakoda	2005-08
3.	253	Matt Gay	2017-18
4.	246	Zack Moss	2016-19
5.	245	Jadon Redding	2019-present
6.	235	Frank Christensen	1930-32
7.	227	Andre Guardi	1983-86
	227	Daniel Pulsipher	1991-96
9.	215	Chris Yergensen	1991-93
10.	210	Eddie Johnson	1984-88



MOST POINTS SCORED PER GAME IN A CAREER (MIN. 15 GAMES)

1.	9.37	Matt Gay	2017-18
2.	8.37	Andy Phillips	2013-16
3.	7.68	Joe Phillips	2009-10
4.	7.09	Daniel Pulsipher	1991-96
5.	6.52	Chris Yergensen	1991-93
6.	6.50	John White	2011-12
7.	6.36	Coleman Petersen	2011-12
8.	6.29	Mike Anderson	1998-99
9.	6.28	Jadon Redding	2019-present
10.	6.16	Louie Sakoda	2005-08

DEFENSE

MOST TACKLES FOR LOSS IN A GAME

1.	6.5	Hunter Dimick	vs. Arizona State, 2016
2.	6	Jeff Reyes	vs. Hawaii, 1983
3.	5.5	Gionni Paul	vs. USC, 2015
4.	5	Sharrieff Shah	vs. Oregon State, 1991
5	5	John Frank	vs. Boise State, 1999
5	5	Jason Kaufusi	vs. Arizona, 2002
5	5	Paul Kruger	vs. Utah State, 2008
5	5	Devin Lloyd	vs. Stanford, 2021
9.	4	19 times	(Last: Mohamoud Diabate vs. Oregon State, 2022)

MOST INTERCEPTIONS IN A GAME

1.	4	Frank Nelson	vs. Colorado, 1946
2.	3	Norm Thompson	vs. UTEP, 1970
3	3	Eric Jacobsen	vs. Hawaii, 1987
3	3	Eric Weddle	vs. San Diego State, 2006
3	3	Robert Johnson	vs. Colorado State, 2009
3	3	Clark Phillips III	vs. Oregon State, 2022
7.	2	58 times	(Last: Julian Blackmon vs. West Virginia, 2017)



MOST INTERCEPTIONS IN A SEASON

1.	8	C.D. Lowery	1964
2.	7	Gil Tobler	1948
7	7	Norm Thompson	1970
7	7	Eric Jacobsen	1987
7	7	Eric Weddle	2006
6.	6	Gary Barker	1967
6	6	Lawrence Eldracher	1972
6	6	Bill Gompf	1979
6	6	Erroll Tucker	1985
6	6	LaVon Edwards	1988
6	6	Ernest Boyd	1993
6	6	Ernest Boyd	1994
6	6	Kareem Leary	1994
6	6	Harold Lusk	1995
6	6	Harold Lusk	1996
6	6	Andre Dyson	1999
6	6	Jay Hill	1999
6	6	Morgan Scalley	2004
6	6	Robert Johnson	2009
6	6	Clark Phillips III	2022

MOST INTERCEPTION RETURN YARDS IN A SEASON

1.	259	Norm Thompson	1969
2.	215	Erroll Tucker	1985
3.	184	Harold Lusk	1994
4.	183	Gary Barker	1967
5.	158	Conroy Black	2011
6.	151	Sean Smith	2008
7.	147	Jeff Griffin	1978
8.	142	Clark Phillips III	2022
9.	140	Kareem Leary	1994
10.	139	Robert Johnson	2009
11.	138	Deshawn Richard	2008
138	138	R.J. Hubert	2022

MOST INTERCEPTION RETURN YARDS IN A CAREER

1.	333	Harold Lusk	1993-96
2.	332	Norm Thompson	1969-70
3.	265	Jeff Griffin	1977-80
4.	232	Clark Phillips III	2020-present
5.	230	Paul Cook	1951-53
6.	223	Erroll Tucker	1984-85
7.	203	Bill Gompf	1978-81
8.	190	Kareem Leary	1992, 94
9.	185	Gary Barker	1967-69
10.	172	Andre Dyson	1997-00
172	172	Robert Johnson	2007-09

MOST INTERCEPTION RETURN TOUCHDOWNS IN A GAME

1.	2	Erroll Tucker	vs. Utah State, 1985
2	2	Eric Weddle	vs. San Diego State, 2006
2	2	Deshawn Richard	vs. San Diego State, 2008
4.	1	76 times	(Last: Clark Phillips III vs. UCLA, 2022)

MOST INTERCEPTION RETURN TOUCHDOWNS IN A SEASON

1.	3	Norm Thompson	1969
2.	3	Jeff Griffin	1978
3	3	Erroll Tucker	1985
3	3	Andre Dyson	2000
5.	2	David Walker	1970
2	2	Kareem Leary	1994
2	2	Jay Hill	1999
2	2	Eric Weddle	2006
2	2	Deshawn Richard	2008
2	2	Devin Lloyd	2021
2	2	Clark Phillips III	2022
12.	1	58 times	(Last: R.J. Hubert, 2022)

SELECT INDIVIDUAL RECORDS (BOWLS INCLUDED)

MOST INTERCEPTION RETURN TOUCHDOWNS IN A CAREER

1.	4	Andre Dyson	1997-00
	4	Clark Phillips III	2020-present
3.	3	Norm Thompson	1969-70
	3	Jeff Griffin	1977-80
	3	Erroll Tucker	1984-85
	3	Eric Weddle	2003-06
	3	Devin Lloyd	2017-21
8.	2	David Walker	1969-70
	2	Mark Anderson	1978-81
	2	Kareem Leary	1992, 94
	2	Harold Lusk	1993-96
	2	Jay Hill	1998-99
	2	Deshawn Richard	2007-08
	2	Dominique Hatfield	2013-16
	2	Tevin Carter	2014-15
	2	Chase Hansen	2015-18
	2	Jaylon Johnson	2017-19
	2	Julian Blackmon	2016-19

MOST PASS BREAK UPS IN A CAREER

1.	47	Andre Dyson	1997-00
2.	42	Sean Knox	1987-90
	42	LaVon Edwards	1988-91
4.	34	Eric Rowe	2011-14
5.	27	Clarence Lawson	1994-97
6.	24	Jeff Griffin	1977-80
7.	23	Teneil Ethridge	1995-98
	23	Eric Weddle	2003-06
9.	22	Brice McCain	2005-08
10.	21	Mark Swanson	1990-93
	21	Kareem Leary	1992-94
	21	Dominique Hatfield	2013-16
	21	Jaylon Johnson	2017-19
	21	Clark Phillips III	2020-present



SELECT TEAM RECORDS

RUSHING

MOST NET RUSHING YARDS IN A SEASON

1.	3263	1984
2.	3035	2021
3.	2870	1979
4.	2863	2022
5.	2833	2004
6.	2819	2019
7.	2782	2016
8.	2666	1982
9.	2644	1981
10.	2570	1959



MOST RUSHING TOUCHDOWNS IN A GAME

1.	7	New Mexico, 1972
	7	UTEP, 1973
	7	UNLV, 1981
	7	Weber State, 1984
5.	6	Idaho State, 1994
	6	UNLV, 1999
	6	Weber State, 2013
	6	Stanford, 2021
9.	5	19 times (Last: Colorado, 2022)

MOST RUSHING TOUCHDOWNS IN A SEASON

1.	37	2021
	37	2022
2.	36	2004
3.	34	1984
	34	2019
5.	27	1956
	27	1983
	27	1998
	27	2010
9.	26	1981
	26	2016

MOST AVERAGE YARDS PER RUSH IN A SEASON

1.	5.56	2021
2.	5.53	2022
3.	5.40	2004
4.	5.20	1941
5.	5.07	2020
6.	4.88	2016
7.	4.84	1984
8.	4.80	2001
9.	4.77	1983
	4.77	2019

PASSING

MOST PASS COMPLETIONS IN A SEASON

1.	327	1988
2.	306	1987
3.	298	1989
4.	279	2008
5.	278	1993
6.	270	2022
7.	263	1986
8.	261	2017
9.	258	2005
10.	254	2021
	253	1985

MOST PASSING YARDS IN A SEASON

1.	4355	1988
2.	4064	1989
3.	3891	1993
4.	3884	1987
5.	3534	2005
6.	3282	2022
7.	3242	2017
8.	3199	1985
9.	3187	2019
10.	3178	2008

MOST TOUCHDOWN PASSES IN A SEASON

1.	39	1989
2.	33	2004
3.	29	1988
	29	2008
	29	2022
6.	28	1994
7.	26	1987
	26	2005
9.	25	1986
	25	2006

SELECT TEAM RECORDS

HIGHEST COMPLETION PERCENTAGE IN A GAME (MIN. 15 ATT)

1.	.944, (17-18)	UTEP, 1997
2.	.875, (21-24)	Colorado, 2022
3.	.870, (20-23)	New Mexico, 2010
4.	.846, (22-26)	Washington State, 2012
5.	.840, (21-25)	Colorado State, 1993
6.	.838, (31-37)	BYU, 2008
7.	.833, (20-24)	UNLV, 2006
	.833, (20-24)	Arizona, 2019
9.	.824, (28-34)	Wyoming, 1983
	.824, (14-17)	Oregon State, 2015
	.824, (14-17)	Colorado, 2019

HIGHEST COMPLETION PERCENTAGE IN A SEASON

1.	.725	2019
2.	.674	2004
3.	.673	2008
4.	.665	2022
5.	.643	1994
6.	.642	1993
7.	.636	2015
8.	.633	2021
9.	.627	2012
10.	.623	2010

HIGHEST PASSING EFFICIENCY IN A SEASON

1.	174.05	2019
2.	173.45	2004
3.	154.04	2022
4.	153.75	1957
5.	151.83	1993
6.	150.64	2008
7.	149.56	2005
8.	148.97	1994
9.	144.28	1996
10.	141.95	2021



TOTAL OFFENSE

MOST NET YARDS IN A GAME

1.	703	Air Force, 1988
2.	669	North Carolina, 2004
3.	662	UTEP, 1988
	662	Colorado, 2022
5.	661	Wyoming, 1983
6.	648	Colorado State, 2010
7.	631	Idaho State, 1988
8.	629	BYU, 1993
9.	628	UTEP, 1994
	628	Weber State, 2013

MOST NET YARDS IN A SEASON

1.	6145	2022
2.	6035	2021
3.	6006	2019
4.	5997	2004
5.	5815	1993
6.	5795	1988
7.	5676	2005
8.	5599	2016
9.	5541	2018
10.	5374	2017

MOST TOTAL PLAYS IN A SEASON

1.	971	2018
2.	969	2016
3.	953	2017
4.	946	2021
5.	943	2014
6.	942	2007
7.	923	2015
	923	2022
9.	913	2008
10.	912	2019

MOST TOTAL YARDS PER GAME IN A SEASON

1.	526.82	1988
2.	499.75	2004
3.	484.58	1993
4.	473.00	2005
5.	472.69	2022
6.	448.27	1994
7.	441.08	1989
8.	437.50	1987
9.	431.07	2021
10.	430.70	2016

MOST TOTAL YARDS PER PLAY IN A SEASON

1.	6.90	2004
2.	6.65	2022
3.	6.58	2019
4.	6.44	1988
5.	6.42	1993
6.	6.37	2021
7.	6.24	2005

8.	6.16	1996
9.	6.12	2010
10.	5.91	1987

KICKING

MOST EXTRA POINT PATS MADE IN A GAME

1.	10	UTEP, 1973
	10	Weber State, 2013
	10	Southern Utah, 2022
4.	9	UNLV, 1981
	9	Wyoming, 1983
	9	Idaho State, 1994
	9	UNLV, 2004
	9	Colorado State, 2004
	9	San Diego State, 2008
	9	Colorado, 2022
11.	8	New Mexico, 1972
	8	Colorado State, 1972
	8	UTEP, 1997
	8	New Mexico, 2010
	8	San Jose State, 2010
	8	Iowa State, 2010
	8	Colorado State, 2010
	8	Idaho State, 2014
	8	Fresno State, 2014
	8	Oregon, 2015

MOST EXTRA POINT PATS MADE IN A SEASON

1.	71	2004
2.	66	2022
3.	64	2021
4.	57	2019
5.	56	2008
6.	55	2010
7.	50	1994
8.	47	2015
9.	45	1999
	45	2018



SELECT TEAM RECORDS

MOST EXTRA POINT PAT ATTEMPTS IN A GAME

1.	12	UTEP, 1973
2.	10	Wyoming, 1983
	10	Weber State, 2013
	10	Southern Utah, 2022
5.	9	Colorado State, 1972
	9	UNLV, 1981
	9	Idaho State, 1994
	9	UNLV, 2004
	9	Colorado State, 2004
	9	San Diego State, 2008
	9	Colorado, 2022
12.	8	New Mexico, 1972
	8	UTEP, 1997
	8	New Mexico, 2010
	8	San Jose State, 2010
	8	Iowa State, 2010
	8	Colorado State, 2010
	8	Idaho State, 2014
	8	Fresno State, 2014
	8	Oregon, 2015

MOST EXTRA POINT PAT ATTEMPTS IN A SEASON

1.	75	2004
2.	68	2021
3.	67	2022
4.	58	2019
5.	57	2008
6.	56	2010
7.	53	1994
8.	47	1973
	47	2015
10.	46	1999

HIGHEST PAT PERCENTAGE IN A GAME (MIN. 8 ATTEMPTS)

1.	1,000, (10-10)	Weber State, 2013
	1,000, (10-10)	Southern Utah, 2022
3.	1,000, (9-9)	UNLV, 1981
	1,000, (9-9)	Idaho State, 1994
	1,000, (9-9)	UNLV, 2004
	1,000, (9-9)	Colorado State, 2004
	1,000, (9-9)	San Diego State, 2008
	1,000, (9-9)	Colorado, 2022
9.	1,000, (8-8)	New Mexico, 1972
	1,000, (8-8)	UTEP, 1997
	1,000, (8-8)	New Mexico, 2010
	1,000, (8-8)	San Jose State, 2010
	1,000, (8-8)	Iowa State, 2010
	1,000, (8-8)	Colorado State, 2010
	1,000, (8-8)	Idaho State, 2014
	1,000, (8-8)	Fresno State, 2014
	1,000, (8-8)	Oregon, 2015

RETURNS (KICK/PUNT)

MOST PUNT RETURNS IN A GAME

1.	10	Utah State, 1949
2.	9	Idaho State, 1978
	9	Utah State, 1989
	9	Colorado State, 1999
5.	8	Utah State, 1995
	8	UNLV, 1999
	8	BYU, 1999
8.	7	8 times (last: SDSU, 2022)

ALL-PURPOSE YARDS

MOST YARDS IN A SEASON

1.	7444	2004
2.	7136	1988
3.	7051	2021
4.	6967	2010
5.	6898	1993
6.	6896	1989
7.	6859	2022
8.	6833	2005
9.	6810	2009
10.	6704	2019

MOST YARDS PER GAME IN A SEASON

1.	648.73	1988
2.	620.33	2004
3.	574.83	1993
4.	574.67	1989
5.	569.42	2005
6.	553.00	1987
7.	551.45	1986
8.	535.92	2010
9.	531.09	1981
10.	527.61	2022



FIRST DOWNS

MOST TOTAL FIRST DOWNS IN A GAME

1.	39	UTEP, 1988
2.	37	New Mexico, 1986
3.	37	Utah State, 1988
4.	35	UTEP, 1986
	35	North Carolina, 2004
6.	33	Idaho State, 1987
	33	Colorado, 2022
8.	32	Wyoming, 1983
	32	Air Force, 1986
10.	31	7 times (last: USC, 2022 RS)

MOST TOTAL FIRST DOWNS IN A SEASON

1.	342	2022
2.	340	2021
3.	305	1988
	305	2004
5.	301	2019
6.	299	2017
7.	291	1993
8.	285	2016
9.	284	2018
10.	282	2008

MOST RUSHING FIRST DOWNS IN A SEASON

1.	173	1984
2.	163	2022
3.	157	2021
4.	148	1982
5.	147	2019
6.	145	2004
7.	144	2016
8.	142	1953
9.	138	1981
10.	136	2015
	136	2018


MOST PASSING FIRST DOWNS IN A SEASON

1.	192	1988
2.	170	1993
3.	165	1989
4.	164	1987
5.	154	2008
6.	150	1986
	150	2005
8.	148	1994
	148	2021
10.	147	2022

SELECT TEAM RECORDS

MOST FIRST DOWNS BY PENALTY IN A SEASON

1.	36	2021
2.	32	2022
3.	30	2017
4.	29	1976
	29	2019
6.	28	1977
7.	25	2015
8.	24	1980
	24	1989
	24	2004
	24	2011



SCORING

MOST POINTS SCORED IN A GAME

1.	129	Fort Douglas, 1905
2.	107	Fort Douglas, 1904
3.	105	Idaho College, 1923
4.	97	Montana State, 1911
5.	89	Fort Douglas, 1913
6.	82	UTEP, 1973
7.	79	Wyoming, 1923
8.	75	Wyoming, 1908
9.	73	Southern Utah, 2022
10.	72	Wyoming, 1930

MOST POINTS SCORED IN A SEASON

1.	540	2004
2.	520	2022
3.	506	2021
4.	480	2008
5.	452	2019
6.	430	2010
7.	426	1994
8.	407	2014
9.	405	1985
10.	399	1988

MOST POINTS PER GAME IN A SEASON

1.	45.33	2004
2.	42.50	1930
3.	40.00	2022
4.	37.63	1904
5.	36.92	2008
6.	36.27	1988
7.	36.14	2021
8.	35.50	1994
9.	34.43	1923
10.	33.75	1985

MOST 2ND QUARTER POINTS IN A GAME (SINCE 1968)

1.	38	Southern Utah, 2022
2.	35	Weber State, 2013
3.	31	Iowa State, 2010
4.	30	Wyoming, 2007
5.	28	Colorado State, 1971
	28	Weber State, 1984
	28	UTEP, 1994
	28	San Jose State, 2010
	28	Colorado, 2022
10.	27	New Mexico, 1971

MOST 2ND QUARTER POINTS IN A SEASON (SINCE 1968)

1.	190	2004
	190	2022
3.	162	2010
4.	171	2021
5.	152	2008
6.	151	2019
7.	133	2006
8.	132	2005
9.	127	1988
10.	126	1994

MOST 3RD QUARTER POINTS IN A GAME (SINCE 1968)

1.	28	Idaho State, 1988
	28	New Mexico, 2010
	28	Oregon, 2015
4.	24	UNLV, 1981
	24	New Mexico, 1985
	24	Idaho State, 1994
7.	22	Colorado State, 1994
8.	21	16 times (Last: Stanford, 2022)

MOST 3RD QUARTER POINTS IN A SEASON (SINCE 1968)

1.	136	2022
2.	135	2004
3.	121	1999
4.	118	2019
5.	116	1988
6.	111	1994
	111	2010
8.	109	2018
9.	102	2005
10.	101	1981

MOST 4TH QUARTER POINTS IN A GAME (SINCE 1968)

1.	29	Utah State, 1988
2.	28	Arizona, 1972
	28	San Diego State, 2008
4.	27	Arizona State, 1985
5.	24	BYU, 2011
	24	Washington State, 2020
7.	23	USC, 2022 (Pac-12 Champ.)
8.	22	Arizona State, 1972
	22	Rice, 1976
	22	Washington State, 1985
	22	Air Force, 1988
	22	Utah State, 1992
	22	BYU, 1992
	22	Colorado, 2012

MOST 4TH QUARTER POINTS IN A SEASON (SINCE 1968)

1.	141	1993
2.	135	1985
3.	130	2021
4.	125	2008
5.	124	1973
6.	116	2003
7.	115	1988
	115	1994
9.	112	2016
10.	111	1984
	111	2022

MOST 1ST HALF POINTS IN A GAME (SINCE 1968)

1.	49	Weber State, 2013
2.	48	Wyoming, 1983
3.	45	Southern Utah, 2022
4.	42	UTEP, 1973
	42	UTEP, 1997
	42	UNLV, 2004
	42	Colorado State, 2004
	42	Colorado, 2022
9.	41	Utah State, 2004
	41	Iowa State, 2004

MOST 1ST HALF POINTS IN A SEASON (SINCE 1968)

1.	341	2004
2.	282	2021
3.	273	2022
4.	248	2008
5.	234	2019
6.	229	2015
7.	220	2009
8.	219	2010
9.	206	2014
10.	204	2005

SELECT TEAM RECORDS

MOST 2ND HALF POINTS IN A SEASON (SINCE 1968)

1.	247	2022
2.	231	1988
3.	226	1994
4.	219	1999
5.	218	1985
	218	2019
7.	217	2021
8.	214	1993
9.	208	2010
10.	204	2016

LARGEST WINNING MARGIN IN A GAME

1.	129	Fort Douglas, 1905
2.	102	Fort Douglas, 1904
	102	Idaho College, 1923
4.	97	Montana State, 1911
5.	83	Fort Douglas, 1913
6.	79	Wyoming, 1923
7.	76	UTEP, 1973
8.	75	Wyoming, 1908
9.	82	Wyoming, 1930
10.	66	Denver, 1912
	66	Montana State, 1919
	66	Idaho State, 1994
	66	Southern Utah, 2022

LARGEST WINNING MARGIN IN A SEASON

1.	320	1930
2.	310	2004
3.	270	1931
4.	263	1904
5.	256	2008
6.	255	2022
7.	242	2019
8.	216	1994
9.	202	2010
10.	196	1929



DEFENSE

FEWEST RUSHING PLAYS ALLOWED IN A GAME

1.	13	Washington State, 2012
	13	Washington State, 2018
3.	14	California, 2016
	14	Washington State, 2019
5.	16	Louisville, 2007
	16	UCLA, 2016
7.	17	BYU, 1995
	17	Washington State, 2017
9.	18	Washington State, 2013
10.	19	Arizona State, 1964
	19	BYU, 1982
	19	Idaho State, 1987
	19	Wyoming, 1995
	19	San Diego State, 2008
	19	Colorado State, 2014
	19	Washington State, 2022

FEWEST RUSHING PLAYS ALLOWED IN A SEASON

1.	191	2020
2.	344	1998
3.	363	2022
4.	377	2019
5.	398	1964
6.	405	1981
7.	410	1994
8.	415	2008
	415	2012
10.	422	2011

FEWEST RUSHING YARDS ALLOWED IN A GAME

1.	-69	Portland State, 1981
2.	-15	Denver, 1952
3.	-13	UNLV, 1981
4.	-11	UTEP, 1973
5.	-4	Washington State, 2012
6.	0	Washington State, 2018
7.	6	Arizona State, 2022
8.	9	New Mexico, 1990
9.	10	Idaho State, 1994
10.	11	BYU, 2011

FEWEST RUSHING YARDS ALLOWED IN A SEASON

1.	970	2020
2.	995	1981
3.	1071	1998
4.	1145	2019
5.	1163	1994
6.	1264	1964
7.	1289	2008
8.	1383	1966
9.	1384	2006
10.	1391	2022

FEWEST TOTAL PLAYS ALLOWED IN A GAME

1.	24	UTEP, 1965
2.	30	BYU, 1947
3.	43	California, 2019
4.	44	Southern Utah, 2022
5.	45	San Jose State, 2010
6.	46	Wyoming, 1995
7.	47	UTEP, 1980
8.	48	San Diego State, 1983
	48	Utah State, 2008
	48	Idaho State, 2019

FEWEST TOTAL YARDS ALLOWED IN A GAME

1.	42	Utah State, 1950
2.	58	Idaho, 1953
3.	59	Weber State, 2018
4.	78	Denver, 1952
5.	83	California, 2019
6.	85	Southern Utah, 2022
7.	92	Arizona, 1970
8.	95	Utah State, 1949
9.	98	Utah State, 2006
10.	108	Idaho State, 1978

FEWEST FIRST DOWNS ALLOWED IN A GAME

1.	2	Utah State, 1950
	3	Idaho, 1953
	3	Weber State, 2018
4.	4	Southern Utah, 2022
5.	5	Denver, 1947
	5	Utah State, 1947
	5	Utah State, 1952
	5	Denver, 1952
	5	Idaho State, 1978
10.	6	Colorado State, 1949
	6	Denver, 1953
	6	Utah State, 1994
	6	West Virginia, 2017
	6	California, 2019

MOST OPPONENT PENALTIES IN A SEASON

1.	117	1977
2.	104	2021
3.	100	2011
4.	97	1980
5.	95	1987
6.	93	1983
7.	92	2022
8.	91	1973
	91	2008
10.	90	1979
	90	1985
	90	1988

SELECT TEAM RECORDS

MOST OPPONENT PENALTY YARDS IN A SEASON

1.	1145	1977
2.	983	1980
3.	924	2021
4.	911	1979
5.	886	1973
6.	869	1972
7.	864	1983
8.	837	2011
9.	828	1974
10.	805	2022

MOST TACKLES FOR LOSS IN A SEASON

1.	109	2018
2.	103	2014
3.	101	2016
4.	98	2021
5.	94	2015
6.	93	2009
7.	92	1989
	92	2007
9.	87	1999
10.	85	2006
	85	2008
	83	2022

MOST TACKLES FOR LOSS YARDS IN A SEASON

1.	437	2014
2.	436	2018
3.	418	2007
4.	409	2021
5.	397	1999
6.	391	2022
7.	389	2016
8.	375	2015
9.	369	2011
	369	2019

MOST SACKS IN A SEASON

1.	77	1981
2.	59	1991
3.	55	2014
4.	51	1979
5.	47	1999
6.	43	1978
	43	1983
	43	2016
9.	42	1985
10.	39	2013
11.	38	2022

MOST SACK YARDS IN A GAME

1.	80	Arizona State, 2016
2.	73	Pittsburgh, 2004
3.	69	Portland State, 1981
	69	USC, 2022 (Pac-12 Champ.)
5.	63	New Mexico, 1990
6.	61	TCU, 1996

7.	59	UCLA, 2014
8.	58	UTEP, 1983
	58	Colorado State, 2007
	58	UCLA, 2019

MOST SACK YARDS IN A SEASON

1.	392	1991
2.	325	2014
3.	293	2022
4.	291	1999
5.	279	2021
6.	272	2007
7.	259	2018
8.	254	2015
	254	2016
10.	242	2013

MOST INTERCEPTION RETURN YARDS IN A GAME

1.	179	Colorado State, 1994
2.	167	Idaho State, 1978
3.	138	BYU, 1949
4.	129	Arizona, 1972
5.	127	BYU, 2008
	127	Oregon State, 2022
6.	115	Utah State, 1992
7.	114	Arizona State, 1966
8.	112	UTEP, 1970
9.	110	Stanford, 2018
10.	109	Iowa State, 2010

ALL-TIME INDIVIDUAL BOWL RECORDS**RUSHING****MOST CARRIES**

1.	34	Mike Anderson	vs. Fresno State, 1999
2.	27	Brandon Warfield	vs. Southern Mississippi, 2003
3.	26	John White	vs. Georgia Tech, 2011
	26	Devontae Booker	vs. Colorado State, 2014
	26	Joe Williams	vs. Indiana, 2016

MOST NET RUSHING YARDS

1.	254	Mike Anderson	vs. Fresno State, 1999
2.	222	Joe Williams	vs. Indiana, 2016
3.	162	Devontae Booker	vs. Colorado State, 2014
4.	154	Ron Coleman	vs. West Virginia, 1964
5.	150	Zack Moss	vs. West Virginia, 2017

MOST RUSHING TOUCHDOWNS

1.	3	Travis Wilson	vs. Colorado State, 2014
2.	2	Mike Anderson	vs. Fresno State, 1999
	2	Darrell Mack	vs. Navy, 2007
	2	Joe Williams	vs. BYU, 2015
	2	Tyler Huntley	vs. West Virginia, 2017

MOST AVERAGE YARDS PER RUSH (MIN. 8 RUSHES)

1.	11.40	Omar Bacon	vs. Fresno State, 1999
----	-------	------------	------------------------

PASSING**MOST PASS ATTEMPTS**

1.	49	Mike Fouts	vs. Wisconsin, 1996
----	----	------------	---------------------

MOST COMPLETIONS

1.	30	Brett Ratliff	vs. Georgia Tech, 2005
2.	27	Alex Smith	vs. Pittsburgh, 2004
	27	Brian Johnson	vs. Alabama, 2008
	27	Jason Shelley	vs. Northwestern, 2018

MOST PASSING YARDS

1.	381	Brett Ratliff	vs. Georgia Tech, 2005
2.	338	Jordan Wynn	vs. California, 2009
3.	336	Brian Johnson	vs. Alabama, 2008
4.	328	Alex Smith	vs. Pittsburgh, 2004
5.	327	Mike Fouts	vs. Wisconsin, 1996

MOST INTERCEPTIONS

1.	4	Mike Fouts	vs. Wisconsin, 1996
----	---	------------	---------------------

MOST TOUCHDOWN PASSES

1.	4	Alex Smith	vs. Pittsburgh, 2004
	4	Brett Ratliff	vs. Georgia Tech, 2005
3.	3	Brian Johnson	vs. Alabama, 2008
	3	John Hays	vs. Georgia Tech, 2011
5.	2	Frank Dolce	vs. Washington State, 1992
	2	Jordan Wynn	vs. California, 2009
	2	Jason Shelley	vs. Northwestern, 2018
	2	Cameron Rising	vs. Ohio State, 2021

MOST YARDS PER PASS COMPLETION (MIN. 15 ATTEMPTS)

1.	16.18	Troy Williams	vs. Indiana, 2016
2.	15.50	Alex Smith	vs. Southern Mississippi, 2003
3.	15.00	Frank Dolce	vs. Washington State, 1992

HIGHEST COMPLETION PERCENTAGE (MIN. 15 ATTEMPTS)

1.	.800 (20-for-25)	Brian Johnson	vs. Navy, 2007
2.	.784 (29-for-37)	Alex Smith	vs. Pittsburgh, 2004
3.	.772 (17-for-22)	Cameron Rising	vs. Ohio State, 2021
4.	.732 (30-for-41)	Brett Ratliff	vs. Georgia Tech, 2005



Brian Johnson, 2007

TOTAL OFFENSE**MOST TOTAL YARDS**

1.	405	Alex Smith	vs. Pittsburgh, 2004
2.	370	Brett Ratliff	vs. Georgia Tech, 2005
3.	341	Jason Shelley	vs. Northwestern, 2018
4.	328	Mike Fouts	vs. Wisconsin, 1996

MOST TOTAL PLAYS

1.	57	Jason Shelley	vs. Northwestern, 2018
2.	52	Mike Fouts	vs. Wisconsin, 1996
	52	Alex Smith	vs. Pittsburgh, 2004

MOST TOTAL TOUCHDOWNS

1.	4	Alex Smith	vs. Pittsburgh, 2004
	4	Brett Ratliff	vs. Georgia Tech, 2005
	4	Travis Wilson	vs. Colorado State, 2014
4.	3	Brian Johnson	vs. Alabama, 2008
	3	Jon Hays	vs. Georgia Tech, 2011
	3	Cameron Rising	vs. Ohio State, 2021

MOST YARDS PER PLAY (MIN. 37 PLAYS)

1.	9.52	Brian Johnson	vs. Navy, 2007
2.	8.41	Brett Ratliff	vs. Georgia Tech, 2005
3.	7.76	Jordan Wynn	vs. California, 2009

RECEIVING**MOST RECEPTIONS**

1.	16	Travis LaTendresse	vs. Georgia Tech, 2005
2.	15	Paris Warren	vs. Pittsburgh, 2004
3.	12	Freddie Brown	vs. Alabama, 2008
4.	9	Jaylen Dixon	vs. Northwestern, 2018
5.	8	Brian Hernandez	vs. Georgia Tech, 2005
	8	Brian Hernandez	vs. Tulsa, 2006

MOST RECEIVING YARDS

1.	214	Travis LaTendresse	vs. Georgia Tech, 2005
2.	198	Paris Warren	vs. Pittsburgh, 2004
3.	140	Henry Lusk	vs. USC, 1993
4.	127	Sean Williams	vs. Washington State, 1992
5.	125	Freddie Brown	vs. Alabama, 2008

MOST RECEIVING TOUCHDOWNS

1.	4	Travis LaTendresse	vs. Georgia Tech, 2005
2.	2	Paris Warren	vs. Pittsburgh, 2004
	2	Kendrick Moeai	vs. California, 2009

HIGHEST AVERAGE YARDS PER CATCH (MIN. 3 RECEPTIONS)

1.	23.33	Henry Lusk	vs. USC, 1993
----	-------	------------	---------------

PUNTING**MOST PUNTS**

1.	10	Jason Jones	vs. Arizona, 1994
2.	9	Matt Kovacevich	vs. Southern Miss, 2003

MOST PUNT YARDS

1.	410	Jason Jones	vs. Arizona, 1994
----	-----	-------------	-------------------

HIGHEST PUNT AVERAGE (MIN. 5 PUNTS)

1.	49.50	Sean Sellwood	vs. Georgia Tech, 2011
2.	47.14	Ben Lennon	vs. Texas, 2019
3.	46.20	Mitch Wishnowsky	vs. Northwestern, 2018
4.	45.17	Louie Sakoda	vs. Alabama, 2008
5.	43.00	Steve Young	vs. Washington State, 1992

KICKING**MOST FIELD GOALS MADE**

1.	4	Louie Sakoda	vs. Tulsa, 2006
	4	Andy Phillips	vs. Indiana, 2016
3.	3	Joe Phillips	vs. California, 2009
	3	Matt Gay	vs. West Virginia, 2017
5.	2	Roy Jefferson	vs. West Virginia, 1964
	2	Matt Gay	vs. Northwestern, 2018

ALL-TIME INDIVIDUAL BOWL RECORDS

MOST FIELD GOALS ATTEMPTED

1.	4	Louie Sakoda	vs. Tulsa, 2006
	4	Andy Phillips	vs. Indiana, 2016
3.	3	Cletus Truhe	vs. Fresno State, 1999
	3	Joe Phillips	vs. California, 2009
	3	Joe Phillips	vs. Boise State, 2010
	3	Matt Gay	vs. West Virginia, 2017

MOST POINTS SCORED KICKING

1.	14	Andy Phillips	vs. Indiana, 2016
2.	13	Louie Sakoda	vs. Tulsa, 2006
	13	Joe Phillips	vs. California, 2009

RETURNS

MOST KICKOFF RETURN ATTEMPTS

1.	7	Britain Covey	vs. Ohio State, 2021
----	---	---------------	----------------------

MOST KICKOFF RETURN YARDS

1.	208	Britain Covey	vs. Ohio State, 2021
----	-----	---------------	----------------------

MOST KICKOFF RETURN TOUCHDOWNS

1.	1	Britain Covey	vs. Ohio State, 2021
----	---	---------------	----------------------

MOST PUNT RETURN ATTEMPTS

1.	7	Paris Warren	vs. Southern Mississippi, 2003
2.	5	Boobie Hoobs	vs. Indiana, 2016
3.	4	Marquis Wilson	vs. Tulsa, 2006

MOST PUNT RETURN YARDS

1.	50	Marquis Wilson	vs. Tulsa, 2006
----	----	----------------	-----------------

ALL-PURPOSE YARDS

MOST ALL-PURPOSE PLAYS

1.	35	Mike Anderson	vs. Fresno St., 1999
----	----	---------------	----------------------

MOST ALL-PURPOSE YARDS

1.	278	Joe Williams	vs. Indiana, 2016
2.	269	Mike Anderson	vs. Fresno St., 1999

SCORING

MOST POINTS SCORED

1.	26	Travis LaTendresse	vs. Georgia Tech, 2005
2.	18	Travis Wilson	vs. Colorado State, 2014
3.	14	Andy Phillips	vs. Indiana, 2016
4.	13	Louie Sakoda	vs. Tulsa, 2006
	13	Joe Phillips	vs. California, 2009

MOST TOUCHDOWNS SCORED

1.	4	Travis LaTendresse	vs. Georgia Tech, 2005
2.	3	Travis Wilson	vs. Colorado State, 2014
3.	2	Ray Peterson	vs. New Mexico, 1938
	2	Mike Anderson	vs. Fresno State, 1999
	2	Paris Warren	vs. Pittsburgh, 2004
	2	Darrell Mack	vs. Navy, 2007
	2	Kendrick Moeai	vs. California, 2009

2	Joe Williams	vs. BYU, 2015
2	Tyler Huntley	vs. West Virginia, 2017
2	Britain Covey	vs. Ohio State, 2021



Britain Covey, 2021

DEFENSE

MOST INTERCEPTIONS

1.	2	Robert Johnson	vs. Alabama, 2008
	2	Tevin Carter	vs. BYU, 2015
	2	Julian Blackmon	vs. West Virginia, 2017

MOST INTERCEPTION YARDS

1.	61	Tevin Carter	vs. BYU, 2015
2.	46	Dominique Hatfield	vs. BYU, 2015
3.	45	Steve Tate	vs. Georgia Tech, 2005

MOST INTERCEPTION TOUCHDOWNS

1.	1	Ray Peterson	vs. New Mexico, 1938
	1	Stevenson Sylvester	vs. California, 2009
	1	Tevin Carter	vs. BYU, 2015
	1	Dominique Hatfield	vs. BYU, 2015

MOST SACKS

1.	3	Adam Swaney	vs. USC, 1993
	3	Tommy Hackenbruck	vs. Pittsburgh, 2004
	3	Stevenson Sylvester	vs. Alabama, 2008

SACK YARDAGE

1.	29	Tommy Hackenbruck	vs. Pittsburgh, 2004
2.	20	Sheldon Deckart	vs. USC, 2001
3.	16	Adam Swaney	vs. USC, 1993
	16	Dave Revill	vs. Southern Mississippi, 2003
	16	Stevenson Sylvester	vs. Alabama, 2008

MOST TACKLES FOR LOSS

1.	5	Luther Elliss	vs. USC, 1993
----	---	---------------	---------------

TACKLES FOR LOSS YARDAGE

1.	29	Tommy Hackenbruck	vs. Pittsburgh, 2004
2.	24	Adam Swaney	vs. USC, 1993
3.	20	Sheldon Deckart	vs. USC, 2001

MOST PASS BREAK UPS

1.	4	Kareem Leary	vs. Arizona, 1994
	4	Josh Savage	vs. Southern Mississippi, 2003
	4	Reginald Porter	vs. BYU, 2015

MOST SOLO TACKLES

1.	10	Mark Rexford	vs. Arizona, 1994
	10	Kavika Luafatasaga	vs. Indiana, 2016
3.	9	Sunia Tauteoli	vs. Indiana, 2016
	9	Micah Bernard	vs. Ohio State, 2021
5.	8	Steve Tate	vs. Tulsa, 2006
	8	Joe Dale	vs. Navy, 2007
	8	Lamar Chapman	vs. Boise State, 2010

MOST ASSISTED TACKLES

1.	9	Derrick Shelby	vs. Georgia Tech, 2011
2.	8	Chaz Walker	vs. Georgia Tech, 2011
	8	Tevita Finau	vs. Georgia Tech, 2011

MOST TOTAL TACKLES

1.	15	Chaz Walker	vs. Georgia Tech, 2011
2.	12	Joe Dale	vs. Navy, 2007
	12	Kavika Luafatasaga	vs. Indiana, 2016
4.	11	Mark Rexford	vs. Arizona, 1994
	11	Eric Weddle	vs. Pittsburgh, 2004
	11	Matt Martinez	vs. Georgia Tech, 2011

ALL-TIME TEAM BOWL RECORDS

RUSHING		KICKING		ALL-PURPOSE YARDS	
MOST CARRIES		MOST FIELD GOALS MADE		MOST PLAYS	
1. 54	vs. Fresno State, 1999	1. 4	vs. Tulsa, 2006	1. 89	vs. Washington State, 1992
54	vs. USC, 2001	4	vs. Indiana, 2016	2. 92	vs. Colorado State, 2014
MOST NET YARDS		3. 3	vs. California, 2009	3. 81	vs. California, 2009
1. 366	vs. New Mexico, 1938	3	vs. West Virginia, 2017	4. 79	vs. USC, 2001
MOST RUSHING TOUCHDOWNS		MOST FIELD GOALS ATTEMPTED		MOST YARDS	
1. 5	vs. Colorado State, 2014	1. 4	vs. Tulsa, 2006	1. 685	vs. Ohio State, 2021
2. 4	vs. Navy, 2007	4	vs. Indiana, 2016	2. 671	vs. Georgia Tech, 2005
3. 3	vs. New Mexico, 1938	2. 3	vs. Fresno State, 1999	3. 598	vs. Fresno State, 1999
3	vs. BYU, 2015	3	vs. California, 2009	FIRST DOWNS	
3	vs. West Virginia, 2017	3	vs. Boise State, 2010	MOST TOTAL FIRST DOWNS	
PASSING		3	vs. West Virginia, 2017	1. 31	vs. Georgia Tech, 2005
MOST PASS ATTEMPTS		PUNTING		2. 29	vs. Colorado State, 2014
1. 49	vs. Wisconsin, 1996	MOST PUNTS		3. 26	vs. Wisconsin, 1996
MOST COMPLETIONS		1. 10	vs. Arizona, 1994	26	vs. Navy 2007
1. 30	vs. Georgia Tech, 2005	2. 9	vs. Southern Mississippi, 2003	MOST RUSHING FIRST DOWNS	
2. 29	vs. Pittsburgh, 2004	MOST PUNT YARDS		1. 15	vs. Colorado State, 2014
MOST PASSING YARDS		1. 410	vs. Arizona, 1994	2. 14	vs. Fresno State, 1999
1. 381	vs. Georgia Tech, 2005	RETURNS (KICK/PUNT)		3. 12	vs. USC, 2001
2. 338	vs. California, 2009	MOST KICKOFF RETURNS		12	vs. Indiana, 2016
3. 336	vs. Alabama, 2008	1. 8	vs. Ohio State, 2021	MOST PASSING FIRST DOWNS	
4. 328	vs. Pittsburgh, 2004	2. 6	(4 times, last vs. Northwestern, 2018)	1. 21	vs. Georgia Tech, 2005
MOST INTERCEPTIONS		MOST KICKOFF RETURN YARDS		2. 18	vs. Wisconsin, 1996
1. 4	vs. Wisconsin, 1996	1. 222	vs. Ohio State, 2021	MOST FIRST DOWNS BY PENALTY	
MOST TOUCHDOWN PASSES		MOST PUNT RETURNS		1. 4	vs. Ohio State, 2021
1. 4	vs. Pittsburgh, 2004	1. 7	vs. Southern Mississippi, 2003	2. 3	(twice, last vs. BYU, 2015)
4	vs. Georgia Tech, 2005	2. 5	vs. Tulsa, 2006	PENALTIES	
TOTAL OFFENSE		5	vs. Indiana, 2016	MOST PENALTIES	
MOST NET YARDS		4. 4	vs. USC, 2001	1. 15	vs. Fresno State, 1999
1. 550	vs. Georgia Tech, 2005	4	vs. West Virginia, 2017	MOST PENALTY YARDS	
2. 548	vs. Fresno State, 1999	MOST PUNT RETURN YARDS		1. 151	vs. Fresno State, 1999
548	vs. Colorado State, 2014	1. 54	vs. Tulsa, 2006	FUMBLES	
MOST TOTAL PLAYS		2. 46	vs. West Virginia, 2017	MOST FUMBLES	
1. 80	vs. Wisconsin, 1996	3. 41	vs. Georgia Tech, 2011	1. 6	vs. Southern Mississippi, 2003
80	vs. West Virginia, 2017	4. 35	vs. Indiana, 2016	2. 4	vs. Indiana, 2016
3. 77	vs. Georgia Tech, 2005	5. 31	vs. Southern Mississippi, 2003	4	vs. Northwestern, 2018
77	vs. Colorado State, 2014	MOST KICKOFF RETURN YARDS		4. 3	vs. West Virginia, 1964
77	vs. Northwestern, 2018	1. 222	vs. Ohio State, 2021	3	vs. Washington State, 1992
		2. 6	(4 times, last vs. Northwestern, 2018)	3	vs. Alabama, 2008
				3	vs. Boise State, 2010

ALL-TIME TEAM BOWL RECORDS

MOST FUMBLES LOST

1.	4	vs. Northwestern, 2018
2.	3	vs. West Virginia, 1964
	3	vs. Boise State, 2010
	3	vs. Indiana, 2016

MOST COMBINED FUMBLES (BOTH TEAMS)

1.	10	vs. Southern Mississippi, 2003
2.	7	vs. Washington State, 1992
	7	vs. Boise State, 2010

MOST COMBINED FUMBLES LOST (BOTH TEAMS)

1.	6	vs. Southern Mississippi, 2003
	6	vs. Boise State, 2010
3.	5	vs. Indiana, 2016
4.	4	vs. West Virginia, 1964
	4	vs. Northwestern, 2018

DEFENSE

MOST INTERCEPTIONS

1.	4	vs. New Mexico, 1938
	4	vs. West Virginia, 1964

MOST INTERCEPTION RETURN YARDS

1.	107	vs. BYU, 2015
2.	55	vs. Georgia Tech, 2005
3.	27	vs. California, 2009
4.	26	vs. Arizona, 1994

FEWEST RUSHING PLAYS ALLOWED

1.	19	Colorado State, 2014
2.	20	Ohio State, 2021
3.	21	West Virginia, 2017
4.	25	BYU, 2015
5.	28	California, 2009

FEWEST RUSHING YARDS ALLOWED

1.	12	Colorado State, 2014
2.	17	Pittsburgh, 2004
3.	29	West Virginia, 2017
4.	33	Alabama, 2008
5.	45	Arizona, 1994

FEWEST PASS ATTEMPTS ALLOWED

1.	6	Wisconsin, 1996
----	---	-----------------

FEWEST COMPLETIONS ALLOWED

1.	2	Wisconsin, 1996
----	---	-----------------

FEWEST PASSING YARDS ALLOWED

1.	16	Wisconsin, 1996
----	----	-----------------

FEWEST TOTAL PLAYS ALLOWED

1.	51	Wisconsin, 1996
	51	West Virginia, 2017

FEWEST TOTAL YARDS ALLOWED

1.	153	West Virginia, 2017
2.	184	Arizona, 1994

MOST TOTAL YARDS ALLOWED

1.	683	Ohio State, 2021
----	-----	------------------

MOST PUNTS FORCED

1.	9	New Mexico, 1938
	9	West Virginia, 2017
3.	8	Georgia Tech, 2005

FEWEST FIRST DOWNS ALLOWED

1.	6	West Virginia, 2017
2.	11	Southern Mississippi, 2003
3.	12	New Mexico, 1938
	12	West Virginia, 1964

MOST OPPONENT PENALTIES

1.	18	Washington State, 1992
----	----	------------------------

MOST OPPONENT PENALTY YARDS

1.	136	Washington State, 1992
----	-----	------------------------

MOST OPPONENT FUMBLES

1.	4	Washington State, 1992
	4	Southern Mississippi, 2003
	4	Boise State, 2010
	4	Georgia Tech, 2011

MOST OPPONENT FUMBLES LOST

1.	4	Southern Mississippi, 2003
2.	3	Boise State, 2010
3.	2	Washington State, 1992
	2	Arizona, 1994
	2	Navy, 2007
	2	BYU, 2015
	2	Indiana, 2016

MOST SACKS

1.	9	vs. Pittsburgh, 2004
2.	8	vs. Alabama, 2008
3.	5	vs. USC, 1993
	5	vs. Southern Mississippi, 2003
5.	4	vs. USC, 2001
	4	vs. California, 2009
	4	vs. BYU, 2015

MOST SACK YARDS

1.	73	vs. Pittsburgh, 2004
2.	53	vs. Alabama, 2008
3.	45	vs. USC, 2001

MOST PASS BREAK UPS

1.	11	vs. BYU, 2015
2.	9	vs. Arizona, 1994
	9	vs. Southern Mississippi, 2003
	9	vs. Indiana, 2016

OPPONENT BESTS

RUSHING

Ron Dayne (Wisconsin), 1996	30-246-3
-----------------------------	----------

PASSING

C.J. Stroud (Ohio State), 2021	37-46-1-573-6
--------------------------------	---------------

RECEIVING

Jaxon Smith-Njigba (Ohio State), 2021	15-347-3
---------------------------------------	----------

INTERCEPTION RETURNS

Cyrill Weems (Wisconsin), 1996	1-82-1
--------------------------------	--------

BLOCKED FIELD GOAL RETURNS

Payton Williams (Fresno State), 1999	1-75-1
--------------------------------------	--------

KICKOFFS

Joey Bullen (Navy), 2007	5-322-0
--------------------------	---------