



ROSE BOWL

BOWL MEDIA GUIDE


JAN. 2, 2023 | 5 PM EST | ROSE BOWL | ESPN

#11



vs.

#8



PSU

GAME #13

919 WINS (7th in Nation)

52 BOWL GAMES (10th in Nation)

30 BOWL WINS (6th in Nation)

101 FIRST-TEAM ALL-AMERICANS



Pasadena, Calif.
Rose Bowl Stadium (90,888)

Series: First Meeting



#9/7/11 PENN STATE NITTANY LIONS

10-2, 7-2 Big Ten
H: 6-1, A: 4-1, N: 0-0

Head Coach: James Franklin (East Stroudsburg '95)
Record at Penn State (9th season): 77-36 (.681)
Career Record (12th season): 101-51 (.664)
Bowl Record: 5-5

SCHEDULE/RESULTS

Rank	Game	Result	Score	TV
9.1	RV/RV at Purdue* (RV/RV)	W	35-31	FOX
9.10	RV/RV Ohio	W	46-10	ABC
9.17	22/23 at Auburn (RV/RV)	W	41-12	CBS
9.24	14/15 Central Michigan	W	33-14	BTN
10.1	11/12 Northwestern*	W	17-7	ESPN
10.15	10/10 at Michigan* (5/4)	L	17-41	FOX
10.22	16/16 Minnesota* (RV/-)	W	45-17	ABC
10.29	13/13 Ohio State* (2/2)	L	31-44	FOX
11.5	16/16/15 at Indiana*	W	45-14	ABC
11.12	14/15/14 Maryland* (-/RV/-)	W	30-0	FOX
11.19	11/12/11 at Rutgers*	W	55-10	BTN
11.26	11/10/11 Michigan State*	W	35-16	FS1
1.2	9/7/11 vs. Utah (10/7/8)	5 p.m.		ESPN

* - Big Game Rankings: AP/Coaches/CFP



PxP: Chris Fowler
Analyst: Kirk Herbstreit
Sideline: Holly Rowe



PxP: Steve Jones
Analyst: Jack Ham
Sideline: Brian Tripp
Local: 99.5 & 103.7 FM/1450 AM
Web: GoPSUsports.com
Sirius/XM/Internet: 137/195/957

BY THE NUMBERS

109th

Penn State and Utah are set to play in the 109th Rose Bowl Game.

100

Penn State will be appearing in its fifth Rose Bowl Game, 100 years from its first appearance in the game in 1923.

37th

Nicholas Singleton won the Big Ten's Thompson-Randle El Freshman of the Year award, becoming PSU's 37th major conference award winner and the 11th under James Franklin.

23

The Nittany Lions had 23 All-Big Ten selections in 2022, including 10 on offense and 10 on defense and three on special teams.

#10/7/8 UTAH UTES

10-3, 7-2 PAC-12
H: 6-0, A: 3-3, N: 1-0

Head Coach: Kyle Whittingham (BYU '84)
Record at Utah (18th season): 154-73 (.678)
Career Record (18th season): same
Bowl Record: 11-4

SCHEDULE/RESULTS

Rank	Game	Result	Score	TV
9.3	7/8 at Florida (RV/RV)	L	26-29	ESPN
9.10	13/15 Southern Utah	W	73-7	P12N
9.17	14/15 San Diego State	W	35-7	ESPN2
9.24	13/14 at Arizona State*	W	34-13	ESPN
10.1	12/13 Oregon State* (RV/RV)	W	42-16	P12N
10.8	11/11 at UCLA* (18/19)	L	32-42	FOX
10.15	20/19 USC* (7/6)	W	43-42	FOX
10.27	14/14 at Washington State*	W	21-17	FS1
11.5	12/12/14 Arizona*	W	45-20	P12N
11.12	13/13/13 Stanford*	W	42-7	ESPN
11.19	10/10/10 at Oregon* (12/13/12)	L	17-20	ESPN
11.26	14/14/14 at Colorado*	W	63-21	P12N
12.2	12/12/11 vs. USC^ (4/4/4)	W	47-24	FOX
1.2	10/7/8 vs. Penn State (9/7/11)	5 p.m.		ESPN

* - Pac-12 game Rankings: AP/Coaches/CFP
^ - Pac-12 Championship Game

INSIDE THE GAME

PENN STATE MEETS UTAH IN ROSE BOWL GAME

- OPENING KICK:** No. 9/7/11 Penn State takes on No. 10/7/8 Utah in the 109th Rose Bowl Game on January 2. Kickoff is set for 5 p.m. on ESPN. The 2022 Penn State football season is presented by PSECU.
- FIFTH ROSE BOWL APPEARANCE:** Penn State will make its fifth Rose Bowl appearance in program history. PSU's first ever bowl game was the 1923 Rose Bowl, a 14-3 loss against USC. Penn State returned to the Rose Bowl in 1995, defeating Oregon, 38-20, to complete an undefeated 1994 season. The Nittany Lions met USC in 2009 Rose Bowl, falling 38-24, and the 2017 Rose Bowl, falling 52-49.
- SERIES HISTORY:** Penn State meets Utah for the first time in program history. The Utes are Penn State's 32nd different bowl opponent and it's the third-straight bowl (Arkansas in Outback Bowl; Memphis in Cotton Bowl) that Penn State has played a first-time opponent. The Nittany Lions are 25-14 against current members of the Pac-12, with the last meeting in the 2017 Fiesta Bowl vs. Washington, a 35-28 win.
- TOP TIGHT ENDS:** The Penn State-Utah matchup features two of the top tight end groups in the country. Utah leads the country in tight end receptions (101), receiving yards (1,496), receiving touchdowns (16) and receiving yards per game (155.7). Penn State is second in receiving touchdowns (13) and is one of three FBS schools with four tight ends catching a touchdown pass this season, joining Oregon and San Jose State. Among Power Five schools, Penn State ranks fifth in tight end receiving yards per game (90.3), seventh in receiving yards (823) and eighth in receptions (64).
- FRESHMAN OF THE YEAR:** Nicholas Singleton was named the Big Ten's Thompson-Randle El Freshman of the Year. He became the fourth Nittany Lion to be named the conference freshman of the year, joining Christian Hackenberg (2013), Deion Barnes (2012) and Curtis Enis (1995, media). Singleton broke PSU's freshman rushing touchdown record with 10. He ranks fourth among FBS freshmen with 941 total rushing yards and leads FBS freshmen averaging 6.32 yards per carry.
- THE OPPOSITION:** Utah is 10-3 overall and won the Pac-12 championship after going 7-2 in conference action during the regular season. The Utes knocked off No. 4 USC, 47-24, in the Pac-12 Championship on December 2. Cameron Rising threw for 310 yards and three touchdowns, while Ja'Quinden Jackson rushed for 105 yards and a score and Micah Bernard added 88 rushing yards and a touchdown.

BREAKDOWN

Category	Penn State	Utah
RUSHING	Nicholas Singleton 149 for 941 yds (78.4 ypg; 6.3 ypc), 10 TD	Micah Bernard 95 for 474 yds (36.5 ypg; 5.0 ypc), 4 TD
PASSING	Sean Clifford 210-of-330, 2,543 yds (211.9 ypg), 22 TD/7 INT	Cameron Rising 241-of-364, 2,939 yds (244.9 ypg), 25 TD/7 INT
RECEIVING	Mitchell Tinsley 45 for 528 yds (44.0 ypg; 11.7 ypc), 4 TD	Dalton Kincaid 70 for 890 yds (74.2 ypg; 12.7 ypc), 8 TD
DEFENSE	Ji'Ayir Brown 66 TT, 5.5 TFL, 3.0 SK, 3 INT, 2 FF, 1 FR, 3 PBU, 5 QBH	Cole Bishop 77 TT, 6.0 TFL, 1.5 SK, 1 INT, 1 FR, 3 PBU, 2 QBH

RANKINGS COMPARISON

PSU	FBS	Conf	Stat	Conf	FBS	UTAH
36.5	95	11	3rd Down Offense Pct.	4	9	49.7
30.6	14	4	3rd Down Defense Pct.	1	9	29.6
63.5	45	6	Completion Pct.	5	19	66.5
212.8	49	9	Passing Defense	2	58	218.3
250.3	51	4	Passing Offense	9	48	252.5
22.3	24	2	Kick Return Avg.	9	95	18.5
4.6	112	12	Punt Return Avg.	6	65	7.5
71.8	7	1	Red Zone Defense	10	94	87.5
89.6	23	5	Red Zone Offense	8	75	82.9
105.1	14	5	Rushing Defense	1	16	107.0
182.1	43	4	Rushing Offense	2	10	220.2
18.0	9	5	Scoring Defense	1	24	20.4
35.8	19	3	Scoring Offense	3	8	40.0
3.1	9	1	Team Sacks	1	17	2.9
31:05	37	5	Time of Possession	1	6	33:33
317.8	16	7	Total Defense	1	19	325.3
432.4	35	3	Total Offense	5	17	472.7
+9	11	2	Turnover Margin	2	21	+8
13.64	60	4	Explosive Play Offense Pct.	6	27	15.06
11.58	32	9	Explosive Play Defense Pct.	7	105	14.19

TABLE OF CONTENTS

Page 2 Quick Facts/National Polls/This Day in History
Page 3 Opponent Tracker/Big/Media Info
Page 4-6 Head Coach James Franklin
Page 7 Utah Scouting Report/Rose Bowl History
Page 8-13 Bowl/Team Notes
8 Bowl History
9 Season Honors
10 Penn State vs. the Big Ten/PSU vs. Big West
11 Milestone Watch
12 At the Start/Record Breakdown
13 Historic Series/2022 Captains
13 National Tits

Page 14-25 Position Notes
14 Offensive Notes/Season Honors Part 2
15 Quarterbacks/Academic Success/Welcome To The Game
16 Sean Clifford
17 Running Backs/Nicholas Singleton
18 Kaytron Allen/Tight Ends
19 Winningest Programs/Pronouncements
20 Wide Receivers/Coaching Staff POTW
21 Parker Washington/Offensive Line/Nittany Lions in the NFL
22 Defensive Line/Defensive Notes/PJ Mustipher
23 Defensive Line/Coaching Staff Notes/Assistant Coaches
24 Cornerbacks/Joey Porter, Jr.
25 Linebackers/Safeties/Ji'Ayir Brown
25 2022 HOF Ballot/Academic All-Big Ten
25 Special Teams/Barney Amor

Page 26-29 Numerical Roster/Alphabetical Roster
Page 30-33 Records Watch
Page 34-45 Game Recaps
Page 46-47 Rose Bowl History/Bowl Opponents
..... Bowl Destinations/Bowls in NFL Stadiums
Page 48 Bowl History/Bowl Appearances
Page 49-53 Bowl Records
Page 54-69 Player Bios
Page 71-74 Season Statistics
Page 75-83 Game-By-Game Statistics
Page 84-85 Long Plays
Page 86 Start Chart
Page 87 Participation
Page 88 The Last Time

2 2022 PENN STATE FOOTBALL

PROGRAM NOTES

RECENT SUCCESS

Since 2016, Penn State holds a .724 winning percentage, with a record of 63-24, the seventh-best winning percentage among Power Five programs. Penn State has won at least nine games in five of the last seven seasons.

ACADEMIC EXCELLENCE

A total of 584 of Penn State football student-athletes have earned Academic All-Big Ten honors since 1993 for owning at least a 3.0 grade point average and being a letterwinner.

ONE OF NATION'S TOUGHEST HOME VENUES

Penn State owns a superlative 310-80 (.795) record inside Beaver Stadium, the nation's second-largest facility, which opened in 1960 and has a capacity of 106,572. The Nittany Lions are 39-8 in Beaver Stadium since 2016, an .830 winning percentage, the seventh-best home record among Power Five teams.

QUICK FACTS

UNIVERSITY

NAME The Pennsylvania State University
LOCATION University Park, Pa.
FOUNDED 1855
ENROLLMENT 48,197 (UP Overall)
NICKNAME Nittany Lions
COLORS Blue & White
CONFERENCE Big Ten
DIVISION NCAA Division I
STADIUM Beaver Stadium (106,572)
STADIUM SURFACE Natural Grass
PRESIDENT Dr. Neeli Bendapudi
V.P. FOR INTERCOLLEGIATE ATHLETICS Dr. Patrick Kraft
HEAD COACH James Franklin (9th Season)
FOOTBALL OFFICE 814-865-0412
TICKET OFFICE 1-800-NITTANY

FOOTBALL HISTORY

FIRST YEAR 1887
ALL-TIME RECORD (135th Season) 919-406-42 (.688)
..... 7th in victories
ALL-TIME BIG TEN RECORD (29th Season) 154-92 (.626)
ALL-TIME BOWL RECORD 30-19-2 (.608)
..... 6th in bowl victories
YEARS IN POSTSEASON PLAY 52
..... 10th in bowl appearances
BEAVER STADIUM RECORD 310-80 (.795)

ASSISTANT COACHES

MANNY DIAZ Florida State; 1995
..... Defensive Coordinator/Linebackers (1st Season)
MIKE YURCICH California (Pa.); 1999
..... Offensive Coordinator/Quarterbacks (2nd Season)
STACY COLLINS Western Oregon; 1995
..... Special Teams Coordinator/Outside Linebacker/Nickels (1st Season)
TY HOWLE Penn State; 2013
..... Tight Ends (2nd Season)
ANTHONY POINDEXTER Virginia; 2009
..... Co-Defensive Coordinator/Safeties (2nd Season)
JOHN SCOTT JR. Western Carolina; 2000
..... Run-Game Coordinator/Defensive Line (3rd Season)
JA'UAN SEIDER West Virginia; 2000
..... Co-Offensive Coordinator/Running Backs (5th Season)
TERRY M. SMITH Penn State; 1991
*..... Associate Head Coach/
 Defensive Recruiting Coordinator/Cornerbacks (9th Season)*
TAYLOR STUBBLEFIELD Purdue; 2004
..... Offensive Recruiting Coordinator/Wide Receivers (3rd Season)
PHIL TRAUTWEIN Florida; 2007
..... Offensive Line (3rd Season)
CHUCK LOSEY Vanderbilt; 2002
..... Assistant AD of Football Performance Enhancement (9th Season)

NATIONAL POLLS

PENN STATE IN THE POLLS

Date	CFP	AP	COACHES
Preseason	-	RV	RV
Week 2 (9/6)	-	RV	RV
Week 3 (9/11)	-	22	23
Week 4 (9/18)	-	14	15
Week 5 (9/25)	-	11	12
Week 6 (10/2)	-	10	10
Week 7 (10/9)	-	10	10
Week 8 (10/16)	-	16	16
Week 9 (10/23)	-	13	13
Week 10 (10/30, 11/1)	15	16	16
Week 11 (11/6, 8)	14	14	15
Week 12 (11/13, 15)	11	11	12
Week 13 (11/20, 22)	11	11	10
Week 14 (11/27, 29)	8	8	7
Week 15 (12/4)	11	9	7

COLLEGE FOOTBALL PLAYOFF

Rankings will be issued six times in 2022, including Selection Day, Sunday, December 4. The dates were as follows:

- Tuesday, November 1 (7 p.m.)
- Tuesday, November 8 (7 p.m.)
- Tuesday, November 15 (9 p.m.)
- Tuesday, November 22 (7 p.m.)
- Tuesday, November 29 (7 p.m.)
- Sunday, December 4 - Selection Day (Noon)

For more information on rankings, the selection committee protocol and voting process, visit collegefootballplayoff.com.

COLLEGE FOOTBALL PLAYOFF (12/4)

1.	Georgia	13-0
2.	Michigan	13-0
3.	TCU	12-1
4.	Ohio State	11-1
5.	Alabama	10-2
6.	Tennessee	10-2
7.	Clemson	11-2
8.	Utah	10-3
9.	Kansas State	10-3
10.	USC	11-2
11.	PENN STATE	10-2
12.	Washington	10-2
13.	Florida State	9-3
14.	Oregon State	9-3
15.	Oregon	9-3
16.	Tulane	11-2
17.	LSU	9-4
18.	UCLA	9-3
19.	South Carolina	8-4
20.	Texas	8-4
21.	Notre Dame	8-4
22.	Mississippi State	8-4
23.	NC State	8-4
24.	Troy	11-2
25.	UTSA	11-2

ASSOCIATED PRESS (12/4)

1.	Georgia (62)	13-0	1574
2.	Michigan (1)	13-0	1513
3.	TCU	12-1	1430
4.	Ohio State	11-1	1398
5.	Alabama	10-2	1285
6.	Tennessee	10-2	1285
7.	Utah	10-3	1110
8.	USC	11-2	1068
9.	PENN STATE	10-2	1063
10.	Clemson	11-2	1042
11.	Kansas State	10-3	1032
12.	Washington	10-2	933
13.	Florida State	9-3	708
14.	Tulane	11-2	681
15.	Oregon	9-3	670
16.	LSU	9-4	660
17.	Oregon State	9-3	644
18.	UCLA	9-3	570
19.	Notre Dame	8-4	394
20.	South Carolina	8-4	382
21.	Texas	8-4	305
22.	UTSA	11-2	227
23.	Troy	11-2	158
24.	Mississippi State	8-4	119
25.	NC State	8-4	59

Others receiving votes: North Carolina 39, UCF 36, Cincinnati 32, Ole Miss 27, Fresno State 25, **Purdue 17**, South Alabama 17, Illinois 11, Boise State 6, Pittsburgh 4, **Minnesota 2**, James Madison 1.

USA TODAY/AFCA COACHES (12/4)

1.	Georgia (59)	13-0	1523
2.	Michigan (2)	13-0	1466
3.	Ohio State	11-1	1359
4.	TCU	12-1	1353
5.	Alabama	10-2	1282
6.	Tennessee	10-2	1116
7.	PENN STATE	10-2	1074
8.	USC	11-2	1054
9.	Kansas State	10-3	1050
10.	Utah	10-3	1044
11.	Clemson	11-2	1003
12.	Washington	10-2	864
13.	Florida State	9-3	741
14.	Oregon	9-3	661
15.	LSU	9-4	635
16.	Oregon State	9-3	629
17.	Tulane	11-2	591
18.	UCLA	9-3	541
19.	South Carolina	8-4	354
20.	Notre Dame	8-4	323
21.	Texas	8-4	300
22.	UTSA	11-2	206
23.	Mississippi State	8-4	139
24.	Troy	11-2	132
25.	North Carolina	9-4	95

Others receiving votes: NC State 60, Ole Miss 44, UCF 43, Fresno State 37, Pitt 28, Air Force 17, South Alabama 14, **Purdue 12**, Cincinnati 10, **Minnesota 7**, Duke 6, Coastal Carolina 5, Illinois 4, Boise State 3.

2022 Opponents in bold

THIS DAY IN HISTORY

JAN. 2

RECORD: 2-3

STREAK: L, 3

Season	Site	Result
1986	N No. 2 Penn State 14, No. 1 Miami 10 (Fiesta Bowl)	
1994	N No. 2 Penn State 38, No. 12 Oregon 20 (Rose Bowl)	
2011	N No. 20 Houston 30, No. 24 Penn State 14 (TicketCity Bowl)	
2015	N Georgia 24, Penn State 17 (TaxSlayer Bowl)	
2016	N No. 9 USC 52, No. 5 Penn State 49 (Rose Bowl)	

NOTABLE

- In 1986, Penn State won its second National Championship by knocking off No. 1 Miami, 14-10, in the Fiesta Bowl. D.J. Dozier scored on a 6-yard run to put Penn State ahead with 8:13 remaining and linebacker Pete Gifopoulos picked off a pass by Vinny Testaverde to seal the victory.
- In 1994, Penn State finished off an undefeated season with a 38-20 win over Oregon in the Rose Bowl. Ki-Jana Carter rushed for 156 yards and three touchdowns. Carter was inducted into the Rose Bowl Hall of Fame in 2014.
- In 2016, Saquon Barkley totaled 306 all-purpose yards and scored three times, while Chris Godwin caught nine passes for 187 yards and two touchdowns. However, USC rallied in the fourth quarter and converted a 46-yard field goal as time expired.

OPPONENT TRACKER

<p>Purdue (SEPT. 1) Overall: 8-5 Big Ten: 6-3 Citrus Bowl: vs. LSU (1/2) Last Game: L, 22-43, vs. Michigan PurdueSports.com</p>	<p>OHIO (SEPT. 10) Overall: 9-4 MAC: 7-1 Arizona Bowl: vs. Wyoming (12/30) Last Game: L, 7-17, vs. Toledo OhioBobcats.com</p>	<p>Auburn (SEPT. 17) Overall: 5-7 SEC: 2-6 Bowl Game: N/A Last Game: L, 27-49, at Alabama AuburnTigers.com</p>
<p>CENTRAL MICH. (SEPT. 24) Overall: 4-8 MAC: 3-5 Bowl Game: N/A Last Game: L, 19-38, at Eastern Michigan CMUChippewas.com</p>	<p>NORTHWESTERN (OCT. 1) Overall: 1-11 Big Ten: 1-8 Bowl Game: N/A Last Game: L, 3-41, vs. Illinois NUSports.com</p>	<p>Michigan (OCT. 15) Overall: 13-0 Big Ten: 9-0 Fiesta Bowl: vs. TCU (12/31) Last Game: W, 43-22, vs. Purdue MGoBlue.com</p>
<p>MINNESOTA (OCT. 22) Overall: 8-4 Big Ten: 5-4 Pinstripe Bowl: vs. Syracuse (12/29) Last Game: W, 23-16, at Wisconsin GopherSports.com</p>	<p>OHIO STATE (OCT. 29) Overall: 11-1 Big Ten: 8-1 Peach Bowl: vs. Georgia (12/31) Last Game: L, 23-45, vs. Michigan OhioStateBuckeyes.com</p>	<p>Indiana (NOV. 5) Overall: 4-8 Big Ten: 2-7 Bowl Game: N/A Last Game: L, 16-30, vs. Purdue IUHoosiers.com</p>
<p>MARYLAND (NOV. 12) Overall: 7-5 Big Ten: 4-5 Duke's Mayo Bowl: vs. NC State (12/30) Last Game: W, 37-0, vs. Rutgers UMTerps.com</p>	<p>Rutgers (NOV. 19) Overall: 4-8 Big Ten: 1-8 Bowl Game: N/A Last Game: L, 0-37, at Maryland ScarletKnights.com</p>	<p>MICHIGAN STATE (NOV. 26) Overall: 5-7 Big Ten: 3-6 Bowl Game: N/A Last Game: L, 16-35, at Penn State MSUSpartans.com</p>
<p>Utah (JAN. 2) Overall: 10-3 Pac-12: 7-2 Rose Bowl: vs. Penn State (1/2) Last Game: W, 47-24, vs. USC UtahUtes.com</p>		

BIG STANDINGS

EAST	BIG TEN			OVERALL			
	W-L	%		W-L	%	AP	USA
Michigan	9-0	1.000		13-0	1.000	3-0	3-0
Ohio State	8-1	.889		11-1	.917	2-1	2-1
PENN STATE	7-2	.778		10-2	.833	0-2	0-2
Maryland	4-5	.455		7-5	.583	0-3	0-3
Michigan State	3-6	.333		5-7	.417	1-3	1-3
Indiana	2-7	.222		4-8	.333	0-3	0-3
Rutgers	1-8	.111		4-8	.333	0-3	0-3

WEST	BIG TEN			OVERALL			
	W-L	%		W-L	%	AP	USA
Purdue	6-3	.667		8-5	.615	2-1	2-1
Illinois	5-4	.556		8-4	.667	0-1	0-1
Minnesota	5-4	.556		8-4	.667	0-2	1-1
Iowa	5-4	.556		7-5	.583	0-2	0-2
Wisconsin	4-5	.444		6-6	.500	0-1	0-1
Nebraska	3-6	.333		4-8	.333	0-3	0-3
Northwestern	1-8	.111		1-11	.083	0-2	0-2

BIG TEN BOWL SCHEDULE (All Times Eastern)

Tuesday, December 27
Guaranteed Rate Bowl:
Wisconsin vs. Oklahoma State, 10:15 p.m. (ESPN)

Thursday, December 29
Pinstripe Bowl:
Minnesota vs. Syracuse, 2 p.m. (ESPN)

Friday, December 30
Duke's Mayo Bowl:
Maryland vs. NC State, noon (ESPN)

Saturday, December 31
Music City Bowl:
Iowa vs. Kentucky, noon (ABC)

Fiesta Bowl:
Michigan vs. TCU, 4 p.m. (ESPN)

Peach Bowl:
Ohio State vs. Georgia, 8 p.m. (ESPN)

Monday, January 2
ReliaQuest Bowl:
Illinois vs. Oklahoma State, noon (ESPN2)

Cheez-It Bowl:
Purdue vs. LSU, 1 p.m. (ABC)

Rose Bowl:
Penn State vs. Utah, 5 p.m. (ESPN)

BIG TEN MEDIA SERVICES

BIG TEN CONFERENCE RELEASE/STATISTICS: The Big Ten Conference football release, with standings and statistics, is available at www.bigten.org.

BIG TEN PLAYERS OF THE WEEK: The Big Ten Conference will be announcing Players of the Week every Monday during the season.

COLLEGE PRESSBOX.COM

collegepressbox is the official media website for Division I football. Access and download game notes, quotes, statistics, media guides, headshots, logos and more for all FBS schools, conferences, postseason games, awards and the College Football Playoff. For access, please register for an account at collegepressbox.com/register.

PENN STATE MEDIA CENTRAL

Notes, Flip Cards, Press Conference Video/Audio, etc. can be found by going to gopsusports.com/fbmedia.

For more stats/info, follow @PennStFBComms on Twitter.

PENN STATE MEDIA SERVICES

FOOTBALL CONTACTS

Greg Kincaid (Primary)
Cell: 814-753-2910

Kris Petersen (James Franklin)
Cell: 814-883-4581

Paul Marboe
Cell: 814-777-7604

Matt Rudisill
Cell: 814-321-8341

E-mail: grk5016@psu.edu
Twitter: @GoPSUGreg

E-mail: kap18@psu.edu
Twitter: @GoPSUKris

E-mail: prms5118@psu.edu
Twitter: @pmarboe33

E-mail: mpr5529@psu.edu
Twitter: @mrudy26

Assoc. AD for Strategic Communications: Kris Petersen

Associate Director: Greg Kincaid, John Hanna, Chelsea Vielhauer

Assistant Directors: Julia Beretta, Corey Blucas
Pat Donghia, Aaron Gaberman, Matt Jackson,
Paul Marboe, Krista Pylant, Matt Rudisill

Admin. Assistant: Cristin Guiher

Strategic Communications Office: 814-865-1757

Website: GoPSUsports.com

Address: 101D Bryce Jordan Center,
University Park, Pa., 16802



HEAD COACH JAMES FRANKLIN

CAREER AT A GLANCE

- Franklin was named the 16th head football coach in the storied history of the Nittany Lion program on January 11, 2014.
- Franklin is one of six current FBS head coaches to lead his teams to a bowl game in each of his first nine seasons as a head coach and one of six to do so in 11 of their first 12 seasons.
- Franklin is one of four current Big Ten coaches (Ryan Day, Kirk Ferentz, Jim Harbaugh) to have won a Big Ten Championship and became the first African American head coach to win a Big Ten title after Penn State's 2016 victory.
- He owns a 101-51 career record with a winning record in nine of 11 seasons at the helm.
- Franklin has led his teams to three Top 10 finishes (3 at Penn State) and six Top 25 finishes (2 at Vanderbilt; 4 at Penn State).
- In the last seven seasons under Franklin, Penn State is one of six teams to rank in the top 12 of the CFP final rankings at least five times, joining Alabama, Clemson, Georgia, Ohio State and Oklahoma.
- From 2016-19, Franklin led the Nittany Lions to three New Year's Six bowls - 2016 (Rose), 2017 (Fiesta) and 2019 (Cotton), making Penn State one of eight teams to accomplish the feat during the four-year span. Penn State last went to three New Year's Six bowls in four years in 1980-83 (1980 Fiesta, 1982 Fiesta, 1983 Sugar).
- Franklin guided Penn State to back-to-back New Year's Six bowls in 2016 (Rose) and 2017 (Fiesta) for the first time since 1985 (Orange) and 1986 (Fiesta).
- From 2016-19, Franklin led Penn State to 42 wins, the most in program history for the Big Ten era, and 28 league wins, a program record.
- Franklin has 27 years of coaching experience at the collegiate and NFL level.
- In his first 11 years as a head coach, Franklin mentored 90 players who have gone on to the NFL ranks.
- Franklin is first all-time in total wins and winning percentage by an FBS African American head coach (minimum 80 wins).

FRANKLIN FILE

Born: February 2, 1972
Hometown: Langhorne, Pa.
Wife: Fumi
Daughters: Shola & Addison

Education:
 Neshaminy High School, 1990
 East Stroudsburg, 1995; B.S. in Psychology
 Washington State, 1999; M.A. in Educational Leadership

Playing Career:
 East Stroudsburg; Quarterback, 1991-94

Coaching Experience

2014-pres.	Head Coach	Penn State
2011-13	Head Coach	Vanderbilt
2008-10	Asst HC/Off. Coord./QBs	Maryland
2006-07	Off. Coord./QBs	Kansas State
2005	Wide Receivers	Green Bay Packers
2000-04	Recruiting Coord./WRs	Maryland
1999	Wide Receivers	Idaho State
1998	Grad. Asst./Tight Ends	Washington State
1997	Wide Receivers	James Madison
1996	Grad. Asst./Secondary	East Stroudsburg
1995	Wide Receivers	Kutztown

CAREER RECORD

VANDERBILT

Year	Overall	Conf.	Final AP; Notes
2011	6-7	2-6	Liberty Bowl (L)
2012	9-4	4-4	No. 23; Music City Bowl (W)
2013	9-4	5-3	No. 20; BBVA Compass Bowl (W)
3 yrs	24-15	11-13	

PENN STATE

Year	Overall	Conf.	Final AP; Notes
2014	7-6	2-6	Pinstripe Bowl (W, OT)
2015	7-6	4-4	TaxSlayer Bowl (L)
2016	11-3	8-1	No. 7; Big Ten Champs, Rose Bowl (L)
2017	11-2	7-2	No. 8; Fiesta Bowl (W)
2018	9-4	6-3	No. 17; Citrus Bowl (L)
2019	11-2	7-2	No. 9; Cotton Bowl (W)
2020	4-5	4-5	
2021	7-6	4-5	Outback Bowl (L)
2022	10-2	7-2	Rose Bowl
9 yrs	77-36	49-30	

CAREER

	Overall	Conf.	Bowls
12 yrs	101-51	60-43	Won 5, Lost 5

NITTANY LIONS ON THE FIELD

- The Nittany Lions earned a New Year's Day bowl berth against Arkansas in the Outback Bowl in **2021**. With wins over No. 12/15 Wisconsin and No. 22/20 Auburn, Penn State tallied two wins over ranked teams within the first three games of the season for the first time in program history. The Nittany Lion defense allowed just 17.3 points per game in 2021, good for sixth in the country.
- In **2020**, with the emergence of young skill players on offense, true freshmen accounted for 1,486 of Penn State's 3,873 total yards (38 percent), marking a school record for most combined scrimmage yards by true freshmen in a single season.
- Penn State earned its third 11-win season in four years with an 11-2 record in **2019**, including a win over No. 17 Memphis in the Goodyear Cotton Bowl Classic. The Nittany Lions posted their fourth-straight top 12 finish in the final CFP rankings, coming in 10th, and were ranked ninth in the final Associated Press and Amway Coaches polls to earn their 25th AP Top 10 finish. Franklin was a finalist for the Paul "Bear" Bryant National Coach of the Year award for the second time at Penn State (2016) and third time in his head coaching career.
- In **2018**, the Nittany Lions posted their third-straight season with at least nine wins with a 9-4 overall record, earning a berth in the VRBO Citrus Bowl. Penn State finished No. 12 in the final CFP rankings and No. 17 in the Associated Press and Amway Coaches polls.
- Penn State climbed as high as No. 2 in the rankings in **2017** and appeared in a second-straight New Year's Six bowl, earning a 35-28 win over No. 11 Washington in the PlayStation Fiesta Bowl. At 11-2, the Nittany Lions earned back-to-back 11-win seasons for the fifth time in program history and first time since 2008 and 2009. Penn State finished the season No. 8 in the Associated Press and Amway Coaches polls and No. 9 in the final CFP rankings.
- Penn State surged in **2016**, winning nine consecutive games en route to the Big Ten Championship, a Rose Bowl berth and an 11-3 overall record. Penn State finished the season ranked No. 5 in the College Football Playoff rankings and No. 7 in the Associated Press and Amway Coaches polls. It was Penn State's highest finish in the polls since 2005. The Lions claimed their fourth overall Big Ten Championship and first outright title since 1994 with a thrilling, 38-31 comeback win over Wisconsin in the Big Ten Championship Game. Franklin was honored as Sporting News National Coach of the Year and the Woody Hayes National Coach of the Year, as well as the Dave McLain Big Ten Coach of the Year and Associated Press Big Ten Coach of the Year.
- Franklin guided the Nittany Lions to a 7-6 record in **2015** and a berth in the TaxSlayer Bowl.
- Franklin's first season in **2014** was bookended with a pair of thrilling victories for the Nittany Lions. It began with a final-play 26-24 victory over UCF in Dublin, Ireland, in Penn State's first-ever international game and ended with a comeback, a 31-30 overtime win over Boston College in the New Era PinStripe Bowl in Yankee Stadium. Franklin became just the third Penn State coach to lead the team to at least seven wins in his first season, joining Dick Harlow (1915) and Bill O'Brien (2012), and he guided the Nittany Lions to a 4-0 start, joining Harlow as the only first-year Penn State coaches to win their initial four games.

NITTANY LIONS IN THE CLASSROOM

- The Nittany Lions posted their first 1,000 single-year APR in program history in 2018-19, topping the previous high of 993 in 2014-15.
- Sean Clifford (2021) and Trace McSorley (2018) were selected as a National Football Foundation (NFF) Scholar-Athletes and finalists for the Campbell Trophy, known as the "Academic Heisman." They are the 18th and 19th Nittany Lions to be selected as an NFF Scholar-Athlete.
- In 2019, punter Blake Gillikin took home CoSIDA Academic All-America® first-team honors for the second-straight year to become the 12th two-time first-team selection in Penn State history. He graduated with a perfect 4.0 grade-point average in May.
- Gillikin's two first-team CoSIDA Academic All-America honors increase Penn State football's total to 67 honorees, which ranks second in Division I football history (FBS and FCS).
- Tyler Yazujian collected a berth on the CoSIDA Academic All-America® first team in 2016 after an appearance on the second team in 2015.
- A program-record 10 Nittany Lions were named 2020-21 Big Ten Distinguished Scholars, besting the previous mark of nine set a year earlier.

NITTANY LIONS IN THE COMMUNITY

- The Nittany Lions are active in the community, participating in activities such as Uplifting Athletes, THON, Pennsylvania Special Olympics Summer Games, State College Area Food Bank and Penn State Hershey Children's Hospital visits.
- On June 15, 2020, Franklin was named to the Big Ten Anti-Hate and Anti-Racism Coalition.
- As part of the Cotton Bowl festivities in 2019, Franklin and his family made a \$10,000 financial commitment to the Dallas Children's Hospital.
- In August 2019, Franklin was named a Penn State University Renaissance Fund honoree, which awards outstanding community members for helping students in need.

BOWL GAMES AS A COACH

As a Head Coach:

- 2023 Rose Bowl PSU vs. Utah
- 2022 Outback Bowl PSU L 24-10
- 2019 Cotton Bowl PSU W 53-39
- 2019 Citrus Bowl PSU L 27-24
- 2017 Fiesta Bowl PSU W 35-28
- 2017 Rose Bowl PSU L 52-49
- 2016 TaxSlayer Bowl PSU L 24-17
- 2014 Pinstripe Bowl PSU W 31-30 (OT)
- 2014 BBVA Compass Bowl VU W 41-24
- 2012 Music City Bowl VU W 38-24
- 2011 Liberty Bowl VU L 31-24

As an Assistant Coach:

- 2010 Military Bowl UMD W 51-20
- 2008 Humanitarian Bowl UMD W 42-35
- 2006 Texas Bowl KSU L 37-10
- 2002 Orange Bowl UMD L 56-23
- 2004 Gator Bowl UMD W 41-7
- 2002 Peach Bowl UMD W 30-3

COACHING HONORS

- 2019 Paul "Bear" Bryant Coach of the Year Finalist
- 2016 Sporting News National Coach of the Year
- Woody Hayes National Coach of the Year
- Maxwell Club Tri-State Coach of the Year
- College Sports Madness National Coach of the Year
- Eddie Robinson Coach of the Year Finalist
- Paul "Bear" Bryant Coach of the Year Finalist
- Associated Press Coach of the Year Finalist
- George Munger College Coach of the Year Semifinalist
- Big Ten Dave McClain Coach of the Year (media vote)
- Associated Press Big Ten Coach of the Year
- Athlon Sports Big Ten Coach of the Year
- ECAC Division I FBS Coach of the Year
- The Dodd Trophy Coach of the Week. (Oct. 24)
- 2012 Paul "Bear" Bryant Coach of the Year Finalist

ALL-AMERICANS AS A HEAD COACH

- | | | | |
|------|------------------------------------------|------|--------------------------------------------|
| 2022 | Olumuyiwa Fashanu 2nd Team | 2017 | Saquon Barkley . . . 1st Team (Consensus) |
| | Kalen King 2nd Team | | Mike Gesicki 2nd Team |
| | Joey Porter Jr. 2nd Team | 2016 | Saquon Barkley 3rd Team |
| 2021 | Jaquan Brisker 2nd Team | 2015 | Carl Nassib 1st Team (Consensus) |
| | Arnold Ebiketie 2nd Team | 2014 | Mike Hull 2nd Team |
| | Jordan Stout 2nd Team | 2013 | Jordan Matthews 1st Team |
| | Jahan Dotson 3rd Team | 2012 | Jordan Matthews 3rd Team |
| 2019 | Micah Parsons . . . 1st Team (Consensus) | 2011 | Casey Hayward 2nd Team |
| | Pat Freiermuth 2nd Team | | |

ALL-CONFERENCE SELECTIONS AS A HEAD COACH

- | | | | | | | |
|------|---------------------------------------|----------------------------------|-----------------------------------|-----------------------------------|---------------------------------|--------------------------------|
| 2022 | Joey Porter Jr. 1st | Jordan Stout 1st (P) | Tariq Castro-Fields HM | Trace McSorley 2nd | Christian Campbell HM | DaeSean Hamilton HM |
| | Abdul Carter 2nd | Ellis Brooks 2nd | PJ Mustipher HM | Miles Sanders 2nd | Curtis Cothran HM | Trevor Williams HM |
| | PJ Mustipher 2nd | PJ Mustipher 2nd | Antonio Shelton HM | Ryan Bates 3rd | Parker Cothren HM | |
| | Olumuyiwa Fashanu 2nd | Ji' Ayir Brown 3rd | Brandon Smith HM | Connor McGovern 3rd | Grant Haley HM | 2014 |
| | Nicholas Singleton 2nd (RS) | Jesse Luketa 3rd | | Shareef Miller 3rd | Juwan Johnson HM | Mike Hull 1st |
| | | Joey Porter Jr. 3rd | 2019 | Pat Freiermuth HM | | Anthony Zettel 1st |
| | | Brandon Smith 3rd | Yetur Gross-Matos 1st | Steven Gonzalez 2nd | 2016 | Sam Ficken 2nd |
| | | Rasheed Walker 3rd | Pat Freiermuth 2nd | KJ Hamler 2nd (WR & RS) | Saquon Barkley 1st | DaeSean Hamilton 2nd |
| | | Tariq Castro-Fields HM | Steven Gonzalez 2nd | Micah Parsons HM | Tyler Davis 1st | Adrian Amos HM |
| | | Sean Clifford HM | KJ Hamler 2nd (WR) | John Reid HM | Trace McSorley 2nd | Deion Barnes HM |
| | | Curtis Jacobs HM | Shaka Toney 2nd | Nick Scott HM | Garrett Sickels 2nd | Jesse James HM |
| | | Barney Amor HM | Cam Brown 3rd | Garrett Taylor HM | Mike Gesicki 2nd | Austin Johnson HM |
| | | Sean Clifford HM | Tariq Castro-Fields 3rd | Robert Windsor HM | Evan Schwan 3rd | Jordan Lucas HM |
| | | Johnny Dixon HM | Robert Windsor 3rd | 2017 | Jason Cabinda 3rd | Angelo Mangiro HM |
| | | Bryce Effner HM | Journey Brown HM | Marcus Allen 1st | Marcus Allen 3rd | Trevor Williams HM |
| | | Curtis Jacobs HM | Sean Clifford HM | Saquon Barkley 1st | Chris Godwin 3rd | |
| | | Hunter Nourzad HM | Will Fries HM | (RB & RS) | Brandon Bell HM | 2013 |
| | | Jake Pinedar HM | Blake Gillikin HM | 2018 | Parker Cothren HM | Kenny Ladler 1st |
| | | Chop Robinson HM | Michael Menet HM | Mike Gesicki 1st | Brian Gaia HM | Jordan Matthews 1st |
| | | Nick Tarburton HM | Jan Johnson HM | Jason Cabinda 2nd | Blake Gillikin HM | Andre Hal 2nd |
| | | Parker Washington HM | Jake Pinedar HM | John Reid HM | John Reid HM | Wesley Johnson 2nd |
| | | Sal Wormley HM | John Reid HM | 2015 | 2015 | Jordan Matthews 1st |
| 2021 | Jaquan Brisker 1st | Michael Menet 3rd | Garrett Taylor HM | Carl Nassib 1st | Saquon Barkley 2nd | Richard Kent 2nd |
| | Jahan Dotson 1st (WR) | Joey Porter Jr. 3rd | Lamont Wade HM | Chris Godwin 2nd | Chris Godwin 2nd | Zac Stacy 2nd |
| | Arnold Ebiketie 1st | Rasheed Walker 3rd | | Austin Johnson 2nd | Austin Johnson 2nd | |
| | | Lamont Wade 3rd | | Anthony Zettel 3rd | Anthony Zettel 3rd | |
| | | | | Marcus Allen HM | Marcus Allen HM | |
| | | | | Jason Cabinda HM | Jason Cabinda HM | |
| | | | | Grant Haley HM | Grant Haley HM | |

HM - honorable mention

AWARD WINNERS AS A HEAD COACH

- 2022 Nicholas Singleton Thompson-Randle El Big Ten Freshman of the Year
- 2021 Jordan Stout Eddleman-Fields Big Ten Punter of the Year
- 2020 Pat Freiermuth Kwalick-Clark Big Ten Tight End of the Year
- 2019 Micah Parsons Butkus-Fitzgerald Big Ten Linebacker of the Year
- 2017 Saquon Barkley Paul Hornung Award Winner
- Graham-George Big Ten Offensive Player of the Year
- Ameche-Dayne Big Ten Running Back of the Year
- Rodgers-Dwight Big Ten Return Specialist of the Year
- Chicago Tribune Silver Football Award
- Brandon Smith Allstate AFCA Good Works Team
- 2016 Saquon Barkley Graham-George Big Ten Offensive Player of the Year
- Ameche-Dayne Big Ten Running Back of the Year
- Chicago Tribune Silver Football Award
- Tyler Davis Vlade Award
- 2015 Carl Nassib Rotary Lombardi Award
- Ted Hendricks Award
- Lott IMPACT Award
- CBS Sports National Defensive Player of the Year
- Nagurski-Woodson Big Ten Defensive Player of the Year
- Ben Kline Allstate AFCA Good Works Teams
- 2014 Mike Hull Butkus-Fitzgerald Big Ten Linebacker of the Year

NFL DRAFT PICKS

As a Head Coach:

- | | | | | | | | |
|------|---------------------------------|-----|------------|----------------------------------------------------------------------|-----------------------------------|-----|------------|
| 2022 | Jahan Dotson 1 | 16 | Commanders | 2017 | Zach Cunningham (V) 2 | 57 | Texans |
| | Arnold Ebiketie 2 | 38 | Falcons | | Chris Godwin 3 | 84 | Buccaneers |
| | Jaquan Brisker 2 | 48 | Bears | | Will Holden (V) 5 | 157 | Cardinals |
| | Brandon Smith 4 | 120 | Panthers | 2016 | Austin Johnson 2 | 43 | Titans |
| | Jordan Stout 4 | 130 | Ravens | | Christian Hackenberg 2 | 51 | Jets |
| | Tariq Castro-Fields 6 | 221 | 49ers | | Carl Nassib 2 | 65 | Browns |
| | Rasheed Walker 7 | 249 | Packers | | Anthony Zettel 6 | 202 | Lions |
| | Jesse Luketa 7 | 256 | Cardinals | | Jordan Lucas 6 | 204 | Dolphins |
| | Micah Parsons 1 | 12 | Cowboys | | Stephen Weatherly (V) 7 | 227 | Vikings |
| 2021 | Odafé "Jayson" Oweh 1 | 31 | Ravens | 2015 | Donovan Smith 2 | 34 | Buccaneers |
| | Pat Freiermuth 2 | 55 | Steelers | | Adrian Amos 5 | 142 | Bears |
| | Shaka Toney 7 | 246 | WFT | | Jesse James 5 | 160 | Steelers |
| | Michael Menet 7 | 247 | Cardinals | 2014 | Jordan Matthews 2 | 42 | Eagles |
| | Will Fries 7 | 248 | Colts | | Wesley Johnson 5 | 173 | Steelers |
| 2020 | Yetur Gross-Matos 2 | 38 | Panthers | | Andre Hal 7 | 216 | Texans |
| | KJ Hamler 2 | 46 | Broncos | 2013 | Zac Stacy 5 | 160 | Rams |
| | John Reid 4 | 141 | Texans | | Ryan Seymour 7 | 220 | Seahawks |
| | Cam Brown 6 | 183 | Giants | 2012 | Casey Hayward 2 | 62 | Packers |
| | Robert Windsor 6 | 193 | Colts | | Tim Fugger 7 | 214 | Colts |
| 2019 | Miles Sanders 2 | 53 | Eagles | (V) - Indicates Franklin coached NFL Draft pick while at Vanderbilt. | | | |
| | Connor McGovern 3 | 90 | Cowboys | | | | |
| | Shareef Miller 4 | 138 | Eagles | | | | |
| | Amani Oruwarriye 5 | 146 | Lions | | | | |
| | Trace McSorley 6 | 197 | Ravens | | | | |
| | Nick Scott 7 | 243 | Rams | | | | |
| 2018 | Saquon Barkley 1 | 2 | Giants | | | | |
| | Mike Gesicki 2 | 42 | Dolphins | | | | |
| | Oren Burks (V) 3 | 88 | Packers | | | | |
| | Troy Apke 4 | 109 | Redskins | | | | |
| | DaeSean Hamilton 4 | 113 | Broncos | | | | |
| | Marcus Allen 5 | 148 | Steelers | | | | |
| | Christian Campbell 6 | 182 | Cardinals | | | | |

As an Assistant Coach:

- | | | | |
|------|--------------------------------|-----|------------|
| 2011 | Torrey Smith 2 | 58 | Ravens |
| | Da'Rel Scott 7 | 211 | Giants |
| 2010 | Bruce Campbell 4 | 106 | Raiders |
| 2009 | Darius Heyward-Bey 1 | 7 | Raiders |
| | Josh Freeman 1 | 17 | Buccaneers |
| | Jaimie Thomas 7 | 236 | Colts |
| | Dan Gronkowski 7 | 255 | Lions |
| 2008 | Jordy Nelson 2 | 36 | Packers |
| 2007 | Yamon Figurs 3 | 74 | Ravens |

PENN STATE

Total Offense Highs

673.....Idaho, 2019
643.....Kent State, 2018
619.....at Maryland, 2019
609.....Nebraska, 2017
599.....Iowa, 2016
591.....at Illinois, 2018
580.....Illinois, 2020
579.....at Iowa, 2017
572.....Ohio, 2022
569.....Akron, 2017

Total Offense Lows

180.....at Temple, 2015
186.....at Michigan, 2018
191.....at Michigan, 2016
207.....Michigan, 2015
214.....at Michigan, 2014
219.....Maryland, 2014
227.....at Ohio State, 2019
227.....Illinois, 2021
233.....Michigan State, 2014
240.....Ohio State, 2014

First Down Highs

35.....Idaho, 2019
32.....Nebraska, 2017
32.....Ball State, 2021
31.....at Illinois, 2018
30.....at Maryland, 2019
30.....Maryland, 2020
30.....at Nebraska, 2021
29.....at Iowa, 2017
28.....Maryland, 2016
28.....at Maryland, 2017
28.....Maryland, 2018
28.....Illinois, 2020

First Down Lows

9.....at Temple, 2015
10.....at Michigan, 2022
11.....at Michigan, 2018
11.....at Wisconsin, 2021
12.....Army, 2015
12.....at Michigan, 2016
13.....Ohio State, 2016
14.....Northwestern, 2014
14.....at Ohio State, 2015
14.....Michigan, 2015
14.....Pittsburgh, 2017
14.....Michigan State, 2018
14.....Buffalo, 2019
14.....Michigan, 2019
14.....Illinois, 2021

Rushing Yardage Highs

396.....vs. Memphis, 2019
387.....at Illinois, 2018
372.....Maryland, 2016
359.....Iowa, 2016
340.....at Rutgers, 2016
331.....Idaho, 2019
330.....Rutgers, 2015
310.....Maryland, 2018
297.....Kent State, 2018
295.....at Iowa, 2017

Rushing Yardage Lows

16.....Ohio State, 2014
33.....at Ohio State, 2021
38.....Michigan State, 2014
39.....Indiana, 2017
42.....Maryland, 2014
44.....Ohio State, 2020
48.....at Maryland, 2015
50.....Northwestern, 2014
50.....at Wisconsin, 2021
51.....vs. Wisconsin, 2016

Rushing Attempts Highs

62.....Maryland, 2016
58.....Northwestern, 2022
57.....at Rutgers, 2020
53.....Iowa, 2019
53.....vs. Memphis, 2019
53.....Illinois, 2020
52.....Iowa, 2016
52.....at Indiana, 2020
52.....at Nebraska, 2020
51.....at Iowa, 2017
51.....at Illinois, 2018

Rushing Attempts Lows

18.....at Wisconsin, 2021
22.....Michigan State, 2014
22.....Michigan, 2015
22.....at Michigan, 2022
24.....Pittsburgh, 2017
24.....Georgia State, 2017
24.....Buffalo, 2019
25.....Northwestern, 2014
26.....Michigan State, 2021
27.....at Temple, 2015
27.....Ohio State, 2020

Passing Yardage Highs

454.....vs. UCF, 2014
429.....Villanova, 2021
421.....at Maryland, 2019
401.....at Michigan State, 2017
394.....at Ohio State, 2021
386.....Michigan State, 2016
384.....vs. Wisconsin, 2016
371.....vs. Boston College, 2014
371.....Ohio State, 2022
363.....at Maryland, 2021

Passing Yardage Lows

81.....vs. Rutgers, 2019
93.....at Illinois, 2014
103.....at Temple, 2015
112.....Temple, 2014
118.....at Michigan, 2018
120.....at Ohio State, 2015
121.....at Michigan, 2016
128.....Buffalo, 2015
128.....at Ohio State, 2019
133.....at Rutgers, 2020
133.....vs. Memphis, 2019

Passing Attempt Highs

57.....Maryland, 2020
52.....at Ohio State, 2021
50.....Ohio State, 2014
50.....vs. Boston College, 2014
48.....at Iowa, 2017
48.....at Michigan State, 2017
47.....vs. UCF, 2014
47.....at Michigan State, 2015
47.....at Maryland, 2021
47.....Ohio State, 2022

Passing Attempt Lows

13.....at Ohio State, 2015
15.....vs. Rutgers, 2019
16.....at Illinois, 2014
17.....at Michigan, 2018
18.....Iowa, 2016
19.....Rutgers, 2015
19.....Army, 2015
19.....Maryland, 2016
20.....at Illinois, 2018
20.....vs. Memphis, 2019
20.....Northwestern, 2022

Passing Completion Highs

35.....at Ohio State, 2021
34.....vs. Boston College, 2014
32.....vs. UCF, 2014
32.....vs. Washington, 2014
32.....Ohio State, 2022
31.....Ohio State, 2014
31.....at Iowa, 2017
31.....Ohio, 2022
29.....at Northwestern, 2017
29.....at Maryland, 2019
29.....Auburn, 2021

Passing Completion Lows

7.....at Ohio State, 2015
8.....at Illinois, 2014
8.....Ohio State, 2016
8.....at Michigan, 2018
8.....vs. Rutgers, 2019
10.....Rutgers, 2015
10.....Army, 2015
10.....Maryland, 2016
10.....Northwestern, 2022
11.....at Temple, 2015
11.....Iowa, 2016
11.....Indiana, 2019
11.....vs. Memphis, 2019

Scoring Highs

79.....Idaho, 2019
66.....at Maryland, 2017
63.....Kent State, 2018
63.....at Illinois, 2018
62.....Purdue, 2016
59.....at Maryland, 2019
56.....Georgia State, 2017
56.....Nebraska, 2017
56.....Illinois, 2020
55.....at Rutgers, 2022

Scoring Lows

6.....Northwestern, 2014
7.....at Michigan, 2018
7.....Michigan State, 2014
10.....at Temple, 2015
10.....at Ohio State, 2015
10.....at Michigan, 2016
10.....vs. Arkansas, 2021
13.....at Rutgers, 2014
13.....at Michigan, 2014
13.....at Indiana, 2014

Total Offense Highs

575.....vs. USC, 2016
563.....at Michigan, 2022
554.....at Indiana, 2018
542.....vs. Memphis, 2019
529.....at Ohio State, 2017
526.....Ohio State, 2020
515.....at Michigan, 2016
474.....at Michigan State, 2017
469.....Minnesota, 2016
466.....at Ohio State, 2021
466.....vs. Maryland, 2015
466.....Nebraska, 2017

Total Offense Lows

87.....at Rutgers, 2016
104.....Purdue, 2019
128.....at Maryland, 2019
134.....Maryland, 2022
145.....Idaho, 2019
159.....Akron, 2017
160.....Rutgers, 2021
167.....Illinois, 2015
167.....at Rutgers, 2022
194.....Maryland, 2014

First Down Highs

33.....vs. USC, 2016
32.....at Indiana, 2018
31.....Minnesota, 2016
29.....at Wisconsin, 2021
29.....at Maryland, 2021
28.....at Michigan, 2022
27.....at Ohio State, 2017
27.....at Ohio State, 2019
27.....vs. Memphis, 2019
26.....Michigan State, 2016
26.....at Illinois, 2018
26.....Michigan, 2019
26.....Illinois, 2021
26.....at Purdue, 2022

First Down Lows

5.....at Rutgers, 2016
5.....Idaho, 2019
8.....Temple, 2014
8.....Purdue, 2019
9.....at Rutgers, 2022
10.....Rutgers, 2017
10.....at Maryland, 2019
10.....Rutgers, 2021
11.....vs. UCF, 2014
11.....Maryland, 2016
11.....at Iowa, 2017
11.....at Maryland, 2017
11.....at Indiana, 2022
11.....Maryland, 2022

Rushing Yardage Highs

418.....at Michigan, 2022
357.....Illinois, 2021
353.....vs. Arkansas, 2021
341.....at Pitt, 2016
326.....at Michigan, 2016
315.....at Ohio State, 2015
285.....vs. Boston College, 2014
261.....Army, 2015
259.....at Michigan, 2018
245.....at Pittsburgh, 2018
245.....at Illinois, 2018

Rushing Yardage Lows

-19.....Purdue, 2019
3.....UMass, 2014
4.....Idaho, 2019
24.....vs. UCF, 2014
24.....Pittsburgh, 2019
25.....Michigan State, 2022
30.....Iowa, 2016
31.....Northwestern, 2022
32.....at Rutgers, 2022
33.....Maryland, 2014

OPPONENTS

Rushing Attempts Highs

67.....Illinois, 2021
61.....at Ohio State, 2019
58.....Buffalo, 2019
58.....at Wisconsin, 2021
58.....vs. Arkansas, 2021
57.....Ohio State, 2014
56.....at Pitt, 2016
55.....Army, 2015
55.....at Rutgers, 2018
55.....at Michigan, 2022

Rushing Attempts Lows

20.....Temple, 2014
22.....at Purdue, 2022
23.....at Iowa, 2017
23...Central Michigan, 2022
24.....Indiana, 2014
25.....Akron, 2014
25.....at Maryland, 2017
25.....Pittsburgh, 2019
25.....Michigan State, 2022
26.....Purdue, 2016
26.....Iowa, 2016
26.....Nebraska, 2017
26.....vs. Washington, 2017
26.....at Indiana, 2020
26.....Ball State, 2021
26.....Villanova, 2021
26.....Ohio, 2022
26.....Ohio State, 2022

Passing Yardage Highs

479.....vs. Memphis, 2019
453.....vs. USC, 2016
400.....at Michigan State, 2017
399.....Nebraska, 2017
372.....Pittsburgh, 2019
371.....Indiana, 2019
371.....at Maryland, 2021
365.....at Purdue, 2022
354.....Ohio State, 2022
344.....at Indiana, 2016

Passing Yardage Lows

32.....Army, 2015
38.....Illinois, 2021
43.....Rutgers, 2017
46.....at Rutgers, 2018
48.....at Rutgers, 2016
55.....at Pittsburgh, 2018
60.....Wisconsin, 2018
68.....at Indiana, 2014
68.....at Maryland, 2019
74.....Ohio State, 2014
74.....Maryland, 2022

Passing Attempt Highs

60.....at Purdue, 2022
58.....at Maryland, 2021
56.....at Michigan State, 2017
55.....Purdue, 2016
55.....at Indiana, 2018
54.....vs. USC, 2016
53.....Michigan State, 2018
53.....vs. Memphis, 2019
52...Central Michigan, 2022
51.....Pittsburgh, 2019

Passing Attempt Lows

1.....Army, 2015
15.....at Pitt, 2016
15.....vs. Kentucky, 2018
16.....Maryland, 2016
16.....at Rutgers, 2018
17.....at Rutgers, 2016
17.....at Michigan, 2018
18.....at Pittsburgh, 2018
19.....Ohio State, 2014
19.....at Ohio State, 2015

Passing Completion Highs

41.....at Maryland, 2021
36.....Purdue, 2016
35.....at Indiana, 2018
35.....Pittsburgh, 2019
33.....vs. USC, 2016
33.....at Ohio State, 2017
33.....at Michigan State, 2017
33.....vs. Memphis, 2019
31.....Indiana, 2019
30.....at Purdue, 2022

Passing Completion Lows

1.....Army, 2015
5.....at Rutgers, 2018
7.....at Rutgers, 2016
7.....Rutgers, 2017
8.....Illinois, 2020
8.....Illinois, 2021
9.....at Pittsburgh, 2018
9.....Wisconsin, 2018
9.....vs. Kentucky, 2018
9.....Minnesota, 2022

Scoring Highs

55.....at Michigan State, 2015
52.....vs. USC, 2016
49.....at Michigan, 2016
44.....Nebraska, 2017
44.....Ohio State, 2022
42.....at Pitt, 2016
42.....at Michigan, 2018
41.....Iowa, 2020
41.....at Michigan, 2022
39.....at Ohio State, 2017
39.....vs. Memphis, 2019

Scoring Lows

0.....Illinois, 2015
0.....at Rutgers, 2016
0.....Akron, 2017
0.....Georgia State, 2017
0.....at Maryland, 2019
0.....Indiana, 2021
0.....Rutgers, 2021
0.....Maryland, 2022
3.....Rutgers, 2015
3.....Akron, 2014
3.....at Maryland, 2017
3.....Maryland, 2018

ROSE BOWL NOTES

HEAD COACH KYLE WHITTINGHAM

- Kyle Whittingham is in his 18th year as head coach at Utah.
- The longest-tenured coach in the Pac-12 and the second-longest tenured head coach at the same FBS school, Whittingham is 154-73 as head coach of the Utes.
- He is Utah's all-time wins leader and has led Utah to a winning record in 16 of his 18 seasons, including nine-straight.
- Utah has at least nine wins 11 times under Whittingham.
- Including this season, Whittingham has led Utah to at least a share of the Pac-12 South title in four of the last five seasons.
- Whittingham has won three National Coach of the Year awards: AFCA Coach of the Year and Bear Bryant Award in 2008; Dodd Trophy in 2019.
- Prior to becoming head coach, Whittingham served 11 seasons as an assistant coach at Utah.

SCOUTING THE UTES

- Utah is 10-3 this season and coming off winning its second-straight Pac-12 Championship, knocking off No. 4 USC, 47-24.
- The Utes own two Top-10 wins this season, both over USC, defeating the Trojans, 43-42, on October 15.
- In the Pac-12 Championship game, the Utes tallied 533 yards, averaging 7.7 yards per play.
- Utah forced two takeaways against USC, who entered the game with four turnovers in the regular season.
- On offense, Utah ranks eighth in the country in scoring offense (40.0 ppg), 17th in total offense (472.7 ypg) and 10th in rushing offense (220.2). Utah leads the country in first downs (342) and ranks ninth in third down percentage (.497).
- QB Cameron Rising is averaging 244.9 passing yards per game and has thrown 25 touchdown passes.
- Four Utes have rushed for at least 400 yards this season.
- TE Dalton Kincaid ranks first among FBS tight ends in receptions (70), second in receiving yards (890) and tied for second in receiving touchdowns (8).
- On defense, the Utes are 24th in scoring defense (20.4 ppg), 19th in total defense (325.3 ypg) and 16th in rushing defense (107.0). Utah is also ninth in the country in third down percentage defense (29.6).
- CB Clark Phillips III ranks second in the FBS with six interceptions.
- LB Mohamoud Diabate leads Utah with 12.5 tackles for loss.

TOP PERFORMANCES - PENN STATE IN ROSE BOWL

Rushing

Harry "Light Horse" Wilson	20 for 55 yds ('23)
Ki'Jana Carter	21 for 156 yds, 3 TD ('95)
Stephfon Green	10 for 57 yds ('09)
Daryll Clark	7 for 17 yds, 1 TD ('09)
Saquon Barkley	25 for 194 yds, 2 TD ('17)

Passing

Kerry Collins	19 of 30, 200 yds ('95)
Daryll Clark	21 of 36, 273 yds, 2 TD ('09)
Trace McSorley	18 of 29, 254 yds, 4 TD ('17)

Receiving

Bobby Engram	5 for 52 yds ('95)
Deon Butler	4 for 97 yds ('09)
Derrick Williams	4 for 34 yds, 1 TD ('09)
Jordan Norwood	3 for 32 yds, 1 TD ('09)
Chris Godwin	9 for 187 yds, 2 TD ('17)
Saquon Barkley	5 for 55 yds, 1 TD ('17)

TOP PERFORMANCES - ROSE BOWL OPPONENTS

Rushing

Roy "Bullet" Baker, USC	29 for 123 yds, 1 TD ('23)
Gordon Campbell, USC	17 for 52 yds, 1 TD ('23)
Stafon Johnson, USC	15 for 63 yds ('09)
Ronald Jones II, USC	20 for 55 yds, 1 TD ('17)

Passing

Danny O'Neil, Oregon	41 of 61, 456 yds, 2 TD ('95)
Mark Sanchez, USC	28 of 35, 413 yds, 4 TD ('09)
Sam Darnold, USC	33 of 53, 453 yds, 4 TD ('17)

Receiving

Josh Wilcox, Oregon	11 for 135 yds, 1 TD ('95)
Cristin McLemore, Oregon	10 for 90 yds, 1 TD ('95)
Dino Philyaw, Oregon	6 for 80 yds ('95)
Damian Williams, USC	10 for 162 yds, 1 TD ('09)
Ronald Johnson, USC	4 for 82 yds, 2 TD ('09)
Deontay Burnett, USC	13 for 164 yds, 3 TD ('17)
Juju Smith-Schuster, USC	7 for 133 yds, 1 TD ('17)

SERIES RECORD

Penn State meets Utah for the first time in program history. The Nittany Lions have played 39 previous games against current members of the Pac-12, owning a 25-14 record, including 6-4 in bowl games.

Season	Site	Result
1921	Away	Penn State 21, Washington 7
1922	Rose Bowl	USC 14, Penn State 3
1947	Neutral	Penn State 27, Washington State 6
1948	Neutral	Penn State 7, Washington State 0
1960	Liberty Bowl	Penn State 41, Oregon 12
1961	Home	Penn State 33, California 16
1962	Away	Penn State 23, California 21
1963	Away	Penn State 17, Oregon 7
1963	Home	Penn State 17, UCLA 14
1964	Away	UCLA 21, Penn State 14
1964	Home	Oregon 22, Penn State 14
1965	Home	UCLA 24, Penn State 22
1965	Away	California 21, Penn State 17
1966	Away	UCLA 49, Penn State 11
1966	Home	Penn State 33, California 15
1967	Home	UCLA 17, Penn State 15
1968	Away	Penn State 21, UCLA 6
1969	Home	Penn State 27, Colorado 3
1970	Away	Colorado 41, Penn State 13
1973	Away	Penn State 20, Stanford 6
1974	Home	Penn State 24, Stanford 20
1975	Home	Penn State 34, Stanford 14
1976	Home	Penn State 15, Stanford 17
1977	Fiesta Bowl	Penn State 42, Arizona State 30
1981	Fiesta Bowl	Penn State 26, USC 10
1983	Aloha Bowl	Penn State 13, Washington 10
1990	Away	USC 19, Penn State 14
1991	Away	USC 21, Penn State 10
1992	Blockbuster Bowl	Stanford 24, Penn State 3
1993	Home	Penn State 21, USC 20
1994	Home	Penn State 38, USC 14
1994	Rose Bowl	Penn State 38, Oregon 20
1996	Neutral	Penn State 24, USC 7
1999	Home	Penn State 41, Arizona 7
2000	Neutral	USC 29, Penn State 5
2008	Home	Penn State 45, Oregon State 14
2008	Rose Bowl	USC 38, Penn State 24
2016	Rose Bowl	USC 52, Penn State 49
2017	Fiesta Bowl	Penn State 35, Washington 28

LAST ROSE BOWL PENN STATE FALLS TO USC IN ROSE BOWL THRILLER

No. 5 Penn State running back Saquon Barkley totaled 306 all-purpose yards and scored three touchdowns and wide receiver Chris Godwin caught nine passes for 187 yards and two touchdowns, but No. 9 USC rallied in the fourth quarter to win the 103rd annual Rose Bowl Game on a 46-yard field goal as time expired, 52-49.

With 101 combined points, it was the then-highest-scoring game in the storied history of the Rose Bowl, and both teams trailed by double-digit margins in the thriller.

Penn State trailed USC by 13, 27-14, with 6:16 remaining in the second quarter, but scored touchdowns on four consecutive offensive plays from its final play of the first half to its first three plays of the second half, building a 42-27 lead.

Tight end Mike Gesicki caught an 11-yard touchdown pass to start the run and pull Penn State within six before the halftime break. Barkley criss-crossed the field and eluded multiple Trojan defenders for a 79-yard touchdown run on the Nittany Lions' first offensive play of the third

quarter, giving Penn State its first lead of the game, 28-27. On Penn State's next possession, quarterback Trace McSorley connected with Godwin for a 72-yard touchdown pass down the sideline. A Brandon Bell interception that he returned 24 yards to the USC 3 then set up a McSorley touchdown run for a game-high 15-point advantage.

Both teams would trade touchdowns before the quarter ended, resulting in a 49-35 Penn State lead, but USC would score 17 points in the fourth quarter to inch back in front.

The USC defense was able to keep Penn State off of the scoreboard in the fourth quarter and defensive back Leon McQuay III intercepted a McSorley pass with 50 seconds remaining, setting up the Trojans' game-winning field goal by Matt Boermeester. USC scored twice in the final 1:20 of the game.



TEAM STATISTICS

	USC	PSU
First Downs	33	23
Rushing Yards	122	211
Passing Yards	453	254
Passing (C-A-Int)	33-54-1	18-29-3
Total Offense	575	465
Plays	88	62
Fumbles (#-Lost)	0-0	1-0
Penalties (#-Yards)	10-85	5-65
Possession Time	33:21	26:39
3rd-Down Conv.	8-of-15	4-of-10
Red Zone	5-5	3-3
Touchdowns	6	7
Field goals	3	0

GAME LEADERS

* Top performers from each school based on yardage.

PENN STATE

Passing

Trace McSorley	18-of-29, 254 yds, 4 TD/3 INT
----------------	-------------------------------

Rushing

Saquon Barkley	25 for 194 yds, 2 TD
Trace McSorley	6 for 13 yds, 1 TD

Receiving

Chris Godwin	9 for 187 yds, 2 TD
Saquon Barkley	5 for 55 yds, 1 TD

Tackles (U-A-Total)

Jason Cabinda	7-4-11
Marcus Allen	5-4-9

USC

Passing

Sam Darnold	33-of-53, 453 yds, 5 TD/1 INT
-------------	-------------------------------

Rushing

Ronald Jones III	20 for 55 yds, 1 TD
Justin Davis	6 for 43 yds

Receiving

Deontay Burnett	13 for 164 yds, 3 TD
Juju Smith-Schuster	7 for 133 yds, 1 TD

Tackles (U-A-Total)

Stevie Tu'ikolovatu	6-2-8
Leon McQuay	7-0-7

OTHER

Date	January 2, 2017
Location	Pasadena, Calif.
Stadium	Rose Bowl Stadium
Attendance	95,128
Time of Game	4:12
Penn State	11-3
USC	10-3

BOWL HISTORY

Below is a rundown of Penn State's complete bowl history, listing the date, bowl game and score, with opponent for all 52 of its bowl competitions. Scores in BOLD are Rose Bowls.

Jan. 1, 1923 - Rose Bowl	USC 14, Penn State 3
Jan. 1, 1948 - Cotton Bowl	Penn State 13, SMU 13
Dec. 19, 1959 - Liberty Bowl	Penn State 7, Alabama 0
Dec. 17, 1960 - Liberty Bowl	Penn State 41, Oregon 12
Dec. 30, 1961 - Gator Bowl	Penn State 30, Georgia Tech 15
Dec. 29, 1962 - Gator Bowl	Florida 17, Penn State 7
Dec. 30, 1967 - Gator Bowl	Penn State 17, Florida State 17
Jan. 1, 1969 - Orange Bowl	Penn State 15, Kansas 14
Jan. 1, 1970 - Orange Bowl	Penn State 10, Missouri 3
Jan. 1, 1972 - Cotton Bowl	Penn State 30, Texas 6
Dec. 31, 1972 - Sugar Bowl	Oklahoma 14, Penn State 0
Jan. 1, 1974 - Orange Bowl	Penn State 16, LSU 9
Jan. 1, 1975 - Cotton Bowl	Penn State 41, Baylor 20
Dec. 31, 1975 - Sugar Bowl	Alabama 13, Penn State 6
Dec. 27, 1976 - Gator Bowl	Notre Dame 20, Penn State 9
Dec. 25, 1977 - Fiesta Bowl	Penn State 42, Arizona State 30
Jan. 1, 1979 - Sugar Bowl	Alabama 14, Penn State 7
Dec. 22, 1979 - Liberty Bowl	Penn State 9, Tulane 6
Dec. 26, 1980 - Fiesta Bowl	Penn State 31, Ohio State 19
Jan. 1, 1982 - Fiesta Bowl	Penn State 26, USC 10
Jan. 1, 1983 - Sugar Bowl	Penn State 27, Georgia 23
Dec. 26, 1983 - Aloha Bowl	Penn State 13, Washington 10
Jan. 1, 1986 - Orange Bowl	Oklahoma 25, Penn State 10
Jan. 2, 1987 - Fiesta Bowl	Penn State 14, Miami (Fla.) 10
Jan. 1, 1988 - Citrus Bowl	Clemson 35, Penn State 10
Dec. 29, 1989 - Holiday Bowl	Penn State 50, BYU 39
Dec. 28, 1990 - Blockbuster Bowl	Florida State 24, Penn State 17
Jan. 1, 1992 - Fiesta Bowl	Penn State 42, Tennessee 17
Jan. 1, 1993 - Blockbuster Bowl	Stanford 24, Penn State 3
Jan. 1, 1994 - Citrus Bowl	Penn State 31, Tennessee 13
Jan. 2, 1995 - Rose Bowl	Penn State 38, Oregon 20
Jan. 1, 1996 - Outback Bowl	Penn State 43, Auburn 14
Jan. 1, 1997 - Fiesta Bowl	Penn State 38, Texas 15
Jan. 1, 1998 - Citrus Bowl	Florida 21, Penn State 6
Jan. 1, 1999 - Outback Bowl	Penn State 26, Kentucky 14
Dec. 28, 1999 - Alamo Bowl	Penn State 24, Texas A&M 0
Jan. 1, 2003 - Capital One Citrus Bowl	Auburn 13, Penn State 9
Jan. 3, 2006 - Orange Bowl	Penn State 26, Florida State 23 (3 OT)
Jan. 1, 2007 - Outback Bowl	Penn State 20, Tennessee 10
Dec. 29, 2007 - Alamo Bowl	Penn State 24, Texas A&M 17
Jan. 1, 2009 - Rose Bowl	USC 38, Penn State 24
Jan. 1, 2010 - Capital One Citrus Bowl	Penn State 19, LSU 17
Jan. 1, 2011 - Outback Bowl	Florida 37, Penn State 24
Jan. 2, 2012 - TicketCity Bowl	Houston 30, Penn State 14
Dec. 27, 2014 - New Era Pinstripe Bowl	Penn State 31, Boston College 30
Jan. 2, 2016 - TaxSlayer Gator Bowl	Georgia 24, Penn State 17
Jan. 2, 2017 - Rose Bowl	USC 52, Penn State 49
Dec. 30, 2017 - Fiesta Bowl	Penn State 35, Washington 28
Jan. 1, 2019 - VRBO Citrus Bowl	Kentucky 27, Penn State 24
Dec. 28, 2019 - Goodyear Cotton Bowl	Penn State 53, Memphis 39
Jan. 1, 2022 - Outback Bowl	Arkansas 24, Penn State 10
Jan. 2, 2023 - Rose Bowl	vs. Utah

BOWL NOTES

PENN STATE EARNS 52ND BOWL BERTH

- Penn State is making its 52nd bowl appearance, ranking 10th all-time.
- Head Coach **James Franklin** has guided his teams to a bowl appearance 11 times (3 at Vanderbilt; 8 at Penn State).
- Penn State's 30 bowl victories are sixth nationally and lead all Big Ten schools.
- The Nittany Lions' 60.8 winning percentage in bowl games (30-19-2 record) is No. 9 nationally among teams with at least 20 bowl appearances.
- Penn State made its first postseason appearance in 1923 when it traveled across the country to face USC in the Rose Bowl Game to cap off the 1922 season.

ABOUT THE ROSE BOWL

Via TournamentofRoses.com

- The first Tournament of Roses football game, which was the first postseason football game in the nation, was staged at Tournament Park on January 1, 1902. The game matched the West Coast's Stanford against midwestern Michigan. Michigan routed Stanford, 49-0, prompting the football contest to be replaced with Roman-style chariot races inspired by the literary classic Ben-Hur. Football was permanently reinstated as part of the Tournament's traditions in 1916.
- The exclusive agreement among the Tournament of Roses Association, the Big Ten Conference and the Pac-12 Conference was born in 1946, and the first game played under the agreement took place on January 1, 1947. The pact is the oldest intercollegiate postseason bowl agreement between two major conferences in the United States.
- The game has been important in the history of radio and television. The Rose Bowl was the first local radio broadcast of an East-West bowl game in 1926, the first transcontinental radio broadcast of a sporting event in 1927, the first local telecast of a college football game in 1948, the first national telecast of a college football game in 1952 and the first coast-to-coast color telecast of a college football game in 1962.

LIONS IN THE ROSE BOWL

- Penn State has a 1-3 record in four appearances in the Rose Bowl, participating in the ninth (1923), 81st (1995), 95th (2009) and 103rd (2017) editions of the game. Penn State fell to USC in 1923 and 2009, but defeated Oregon in 1995.
- The 1923 Rose Bowl between Penn State and USC was the first played in the current stadium in the Arroyo Seco location.
- The Nittany Lions brought proper closure to a landmark 1994 season by beating Oregon, 38-20, in the 1995 Rose Bowl. Having won their first Big Ten Championship in their second year of conference play, the Lions became the first Big Ten squad ever to earn a 12-0 record and the first Conference team to earn an unblemished record since Ohio State in 1968.
- It is the sixth California bowl game for Penn State. In addition to the four previous Rose Bowl appearances, Penn State won the 1989 Holiday Bowl in San Diego over BYU, 50-39. Penn State is 2-3 in California bowls.

PENN STATE IN JANUARY BOWL GAMES

- Penn State will be playing the program's 33rd January bowl game and owns an 18-14 record in the month.
- This is Penn State's sixth time playing on Jan. 2, and the third time in the last seven bowl appearances.
- Penn State is 2-3 on Jan. 2, winning the 1987 Fiesta Bowl and 1995 Rose Bowl.

THE DAY AFTER NEW YEAR'S

- The Tournament of Roses has had a "Never on Sunday" tradition since 1893, the first year since the beginning of the Tournament, that New Year's Day fell on a Sunday. The Tournament wanted to avoid frightening horses that would be hitched outside churches and thus interfering with worship services so the events were moved to the next day, January 2. Though horses are no longer outside local churches, the tradition remains to this day. (*via TournamentofRoses.com*)

- Penn State will be affected by the policy for the third time in five appearances. The Nittany Lions' 1995 triumph over Oregon and 2017 game vs. USC were played on Monday, Jan. 2.
- The 2022 Rose Bowl will be the 15th Rose Bowl played on Monday, Jan. 2.

MONDAY BOWL GAMES

- Penn State will be playing in a Monday bowl for the 11th time in 52 bowl appearances.
- Penn State owns a 5-5 record in Monday bowl games, winning four of their last six.
- Penn State's lone Rose Bowl win came on a Monday (Jan. 2, 1995).

Date	Bowl	Result
Jan. 1, 1923	Rose	USC 14, Penn State 3
Dec. 19, 1959	Liberty	Penn State 7, Alabama 0
Dec. 27, 1976	Gator	Notre Dame 20, Penn State 9
Jan. 1, 1979	Sugar	Alabama 14, Penn State 7
Dec. 26, 1983	Aloha	Penn State 13, Washington 10
Jan. 2, 1995	Rose	Penn State 38, Oregon 20
Jan. 1, 1996	Outback	Penn State 43, Auburn 14
Jan. 1, 2007	Outback	Penn State 20, Tennessee 10
Jan. 2, 2012	TicketCity	Houston 30, Penn State 14
Jan. 2, 2017	Rose	USC 52, Penn State 49
Jan. 2, 2022	Rose	TBD

TOP PENN STATE BOWL PERFORMANCES IN THE ROSE BOWL

- RB Ki-Jana Carter set a Penn State bowl record with three rushing touchdowns in the 1995 Rose Bowl. He also rushed for 156 yards, which ranks third on the Penn State bowl ledger.
- Carter's 83-yard touchdown run in the game still stands as a Penn State bowl record, and Chafie Fields' 84-yard run in the 1997 Fiesta Bowl is the only longer run by a Nittany Lion in a bowl game.
- QB Daryll Clark set a Penn State then-bowl record with 273 passing yards in the 2009 Rose Bowl against USC. However, Christian Hackenberg shattered the record with 371 passing yards in the 2014 Pinstripe Bowl.
- Clark also completed 21 passes in the same game to tie Michael Robinson's record set in the 2006 Orange Bowl. Again however, Hackenberg topped the record with 24 completions in the 2014 Pinstripe Bowl.
- QB Kerry Collins' 63.3 percent completion percentage in the 1995 Rose Bowl ranks third in Penn State bowl history.
- LB NaVorro Bowman's five tackles for loss in the 2009 Rose Bowl still stands as a Penn State bowl record.
- DT Todd Atkins and LB Phil Yeboah-Kodie had two sacks each in the 1995 Rose Bowl, which places both in a seven-way tie for the Penn State bowl record.
- RB Saquon Barkley's 194 rushing yards and two rushing touchdowns in the 2017 Rose Bowl both rank second in Penn State history. His 194 rushing yards were a Penn State bowl record before Journey Brown's 202 yards in the 2019 Cotton Bowl.
- QB Trace McSorley's four passing touchdowns in the 2017 Rose Bowl are tied for the Penn State bowl record and his 72 yard touchdown pass to WR Chris Godwin in that game are tied for both the longest completion and longest touchdown pass in program bowl history.
- Godwin hauled in nine receptions for 187 yards, both PSU bowl records, and a PSU bowl record-tying two touchdowns in the 2017 Rose Bowl.

PENN STATE BIG IN ROSE BOWL

- Penn State's Rose Bowl appearance will be its fourth since joining that Big Ten in 1993, which ranks the Nittany Lions tied for third in the Big Ten Conference.
- Since 1993, Wisconsin leads all Big Ten schools with seven appearances, while Michigan ranks second with five.
- Penn State's fourth appearance ties it with Ohio State. Northwestern, Purdue, Illinois, Michigan State and Iowa have all made one appearance.

BOWL/TEAM NOTES

UTAH BOWL HISTORY

- Utah has appeared in 24 bowl games with a 17-7 record.
- The Utes are playing in their fourth New Year's Six Bowl.
- Utah won the 2005 Fiesta Bowl, 35-7, vs. Pitt, and the 2009 Sugar Bowl, 31-17, vs. Alabama. The Utes fell 48-45 against Ohio State in the 2022 Rose Bowl.
- The Utes are 1-3 in bowl games against current members of the Big Ten.
- Utah is 10-4 in bowl games in the Kyle Whittingham era. Whittingham also served as co-head coach in the 2005 Fiesta Bowl.

PENN STATE VS. PAC-12

- Penn State is 24-14 all-time against the current alignment of the Pac-12 and 5-5 in bowl games.

Pac-12 Opponent	Record	1st Meeting	Last Meeting
Arizona	1-0	1999	1999
Arizona State	1-0	1977	1977
California	3-1	1961	1966
Colorado	1-1	1969	1970
Oregon	3-1	1960	1994
Oregon State	1-0	2008	2008
USC	4-6	1923	2017
Stanford	4-1	1973	1992
UCLA	2-4	1963	1968
Utah	-	-	-
Washington	3-0	1921	1983
Washington State	2-0	1947	1948

UTAH COACHING CONNECTIONS

- Penn State defensive coordinator/linebackers coach **Manny Diaz** was serving as the defensive coordinator/linebackers coach at Mississippi State in 2010, while Utah wide receivers coach Chad Bumphis was a receiver for the Bulldogs.

NITTANY LIONS FROM CALIFORNIA

- CB **Joey Porter Jr.** - Bakersfield/North Allegheny (Pa.)

SINGLETON EARNS BIG TEN FRESHMAN OF THE YEAR

- Penn State RB **Nicholas Singleton** was named the Big Ten Thompson-Randle El Freshman of the Year on November 30.
- Singleton is the fourth Nittany Lion to win the conference's Freshman of the Year award, joining Curtis Enis (1995, media), Deion Barnes (2012) and Christian Hackenberg (2013).
- Singleton became Penn State's 37th major award winner of a conference award and the 11th in the **James Franklin** era.
- He ranks fifth among FBS freshmen averaging 78.4 yards per game, fourth in total rushing yards (941) and second among FBS freshmen averaging 111.3 all-purpose yards per game.
- Singleton holds fourth among FBS freshmen with 10 rushing touchdowns and paces FBS freshmen averaging 6.32 yards per carry.
- He owns the Penn State freshman rushing touchdowns record (10), breaking the previous mark held by Noah Cain (8; 2019).
- Since 2000, Singleton's 941 yards are the second-most by a PSU freshman, trailing only Saquon Barkley (1,076; 2015).

BIG HONORS

- Penn State had 23 All-Big Ten selections across offense, defense and special teams.
- On offense, OL **Olumuyiwa Fashanu** was named second team by the coaches and third team by the media.
- RB **Nicholas Singleton** was selected third team by the coaches and media.
- OL **Juice Scruggs** and TE **Brenton Strange** were both named third team by the coaches and honorable mention by the media.
- QB **Sean Clifford**, OL **Hunter Nourzad**, WR **Parker Washington** and OL **Sal Wormley** were all tabbed honorable mention by the coaches and media.

- RB **Kaytron Allen** and OL **Bryce Effner** were selected honorable mention by the media.
- On defense, CB **Joey Porter Jr.** led the way as a first team selection by the coaches and media.
- DT **PJ Mustipher** was tabbed second team by the coaches and third team by the media, while LB **Abdul Carter** was selected second team by the media and third team by the coaches.
- S **Ji'Ayir Brown** and CB **Kalen King** were both named third team by the coaches and media.
- DE **Adisa Isaac** was selected third team by the coaches and honorable mention by the media.
- LB **Curtis Jacobs** and DE **Chop Robinson** were named honorable mention by the coaches and media.
- DE **Nick Tarburton** was named honorable mention by the coaches, while CB **Johnny Dixon** was named honorable mention by the media.
- On special teams, KR **Nicholas Singleton** was selected second team by the media and honorable mention by the coaches as a return specialist.
- P **Barney Amor** was tabbed honorable mention by the coaches, while K **Jake Pinegar** was named honorable mention by the media.

BANQUET WINNERS

- Penn State held its annual awards banquet on December 11.
- Captain's Award: S **Ji'Ayir Brown**, QB **Sean Clifford**, DT **PJ Mustipher**, OL **Juice Scruggs**, LS **Chris Stoll**, LB **Jonathan Sutherland**
- Public Service Award: DT **Dvon Ellies**
- Developmental Squad Special Teams Player of the Year: WR **Jan Mahlert**
- Developmental Squad Defensive Player of the Year: LB **Keon Wylie**, DE **Jake Wilson**
- Developmental Squad Offensive Player of the Year: OL **Jim Fitzgerald**, WR **Jan Mahlert**
- Outstanding Run-On Award: LB **Dominic DeLuca**, RB **Tank Smith**
- Dick Maginnis Memorial Award (Outstanding OL): OL **Olumuyiwa Fashanu**
- Reid Robinson Award (Outstanding DL): DE **Adisa Isaac**, DE **Chop Robinson**
- Iron Lion (Strength & Conditioning Award): S **Ji'Ayir Brown**
- Tim Shaw Thrive Award (Student-athlete who has overcome adversities and been an inspiration to fellow teammates): OL **Bryce Effner**, DT **PJ Mustipher**
- Bob Mitinger Memorial Award (Ultimate Teammate): TE **Brenton Strange**, LB **Curtis Jacobs**
- Ridge Riley Memorial Award (Core Values Award): OL **Juice Scruggs**, LB **Jonathan Sutherland**, WR **Mitchell Tinsley**
- Highest Academic Average (Cumulative GPA): WR **Jan Mahlert**
- Nittany Lion Club Award (Senior with highest GPA): P **Barney Amor**
- John Bruno Memorial Award (Outstanding Special Teams): WR **Malick Meiga**
- Most Valuable Offensive Player: RB **Kaytron Allen**, RB **Nicholas Singleton**
- Most Valuable Defensive Player: CB **Joey Porter Jr.**
- Team Most Valuable Player: S **Ji'Ayir Brown**
- Lions Pride Outstanding Senior Player Award: QB **Sean Clifford**, DT **PJ Mustipher**, DE **Nick Tarburton**
- Quarterback Club Award: S **Sebastian Costantini**, DT **Alex Furmanek**, LB **Charlie Katshir**, TE **Grayson Kline**, K **Jake Pinegar**, LB **Cody Romano**, S **Jaden Seider**, CB **Marquis Wilson**
- Keystone Award: LB **Abdul Carter**, CB **Kalen King**, OL **Juice Scruggs**

SEASON HONORS

KAYTRON ALLEN, RUNNING BACK

College Football News Freshman All-America
All-Big Ten Honorable Mention (Media)
Big Ten Freshman of the Week (9/26, 11/20)

BARNEY AMOR, PUNTER

All-Big Ten Honorable Mention (Coaches)
Big Ten Special Teams Player of the Week (10/3)
Ray Guy Award Ray's 8 (9/12)
Ray Guy Award Watch List

JI'AYIR BROWN, SAFETY

All-Big Ten Third Team (Coaches, Media)
Bronko Nagurski National Defensive Player of the Week (9/20)
Big Ten Defensive Player of the Week (9/19)
Bednarik Award Watch List
Jim Thorpe Award Watch List
PFF Preseason All-Big Ten First Team
Reese's Senior Bowl Watch List

ABDUL CARTER, LINEBACKER

On3 True Freshman All-America
247Sports True Freshman All-America
College Football News Freshman All-America
Shaun Alexander Freshman of the Year Award Finalist
PFF All-True Freshman Team
All-Big Ten Second Team (Media)
All-Big Ten Third Team (Coaches)
On3 Midseason Freshman All-America

SEAN CLIFFORD, QUARTERBACK

All-Big Ten Honorable Mention (Coaches, Media)
Jason Witten Man of the Year Semifinalist
Wuerffel Trophy Semifinalist
Manning Award Star of the Week (10/24)
CFPA Performer of the Week (10/24)
Big Ten Offensive Player of the Week (9/5, 10/24)
Rose Bowl Game Big Ten Player of the Week (9/6)
Davey O'Brien Great 8 (9/6, 10/24)
Davey O'Brien Award Watch List
Manning Award Watch List
Maxwell Award Watch List
Johnny Unitas Golden Arm Award Watch List
Walter Camp Player of the Year Watch List
Reese's Senior Bowl Watch List

MANNY DIAZ, DEFENSIVE COORDINATOR/LB

Broyles Award Semifinalist

JOHNNY DIXON, CORNERBACK

All-Big Ten Honorable Mention (Media)

BRYCE EFFNER, OFFENSIVE LINE

All-Big Ten Honorable Mention (Media)

OLUMUYIWA FASHANU, OFFENSIVE LINE

Walter Camp All-America Second Team
AP All-Big Ten Second Team
PFF All-Big Ten Third Team
All-Big Ten Second Team (Coaches)
All-Big Ten Third Team (Media)

JAMES FRANKLIN, HEAD COACH

Bobby Dodd Coach of the Year Award Watch List

ADISA ISAAC, DEFENSIVE END

All-Big Ten Third Team (Coaches)
All-Big Ten Honorable Mention (Media)
CSC Comeback Player of the Year Award Watch List

CURTIS JACOBS, LINEBACKER

All-Big Ten Honorable Mention (Coaches, Media)
Bednarik Award Weekly Honor Roll
PFF Preseason All-Big Ten Second Team

THEO JOHNSON, TIGHT END

Mackey Award Watch List

KALEN KING, CORNERBACK

Walter Camp All-America Second Team
PFF All-America Third Team
AP All-Big Ten Second Team
PFF All-Big Ten First Team
All-Big Ten Third Team (Coaches, Media)

KEYVONE LEE, RUNNING BACK

Doak Walker Award Watch List

Honors List Continues on Page 14

PENN STATE VS. BIG TEN

PENN STATE VS. BIG TEN

- Penn State is 43-20 in the Big Ten since 2016.
- PSU won 13 consecutive games against Big Ten opponents from 2016-17, breaking its record of 12 from 1993-94.
- Penn State owns a 237-117-3 mark against Big Ten Conference teams since the Nittany Lions first opposed Ohio State in 1912.
- The Nittany Lions began play as a member of the Big Ten Conference in 1993 and have a 153-93 mark.
- Penn State played 109 games vs. the current Big Ten alignment when either or both Penn State itself (prior to 1993) or the opponent (Nebraska prior to 2011; Maryland and Rutgers prior to 2014) was not yet a member of the Big Ten. The Nittany Lions went 80-26-3 in those games.

Opponent	Record	1st Meeting	Last Meeting
Illinois	20-6	1954	2021
Indiana	24-2	1993	2022
Iowa	17-14	1930	2021
Maryland	42-3-1	1917	2022
Michigan	10-16	1993	2022
Michigan State	18-18-1	1914	2022
Minnesota	10-6	1993	2022
Nebraska	8-10	1920	2020
Northwestern	15-5	1993	2022
Ohio State	14-24	1912	2022
Purdue	16-3-1	1951	2022
Rutgers	31-2	1918	2022
Wisconsin	11-9	1953	2021

Bold indicates 2022 opponent

WINNING THE WEST

- Penn State is 18-8 against the Big Ten West Division since it was formed in 2014.
- Penn State had a 12-game winning streak against the Big Ten West snapped at Minnesota in 2019.

Penn State vs. the Big Ten West Division (Est. 2014)

Date	Opponent	Result
Sept. 27, 2014	Northwestern	L, 6-29
Nov. 22, 2014	at Illinois	L, 14-16
Oct. 31, 2015	Illinois	W, 39-0
Nov. 7, 2015	at Northwestern	L, 21-23
Oct. 1, 2016	Minnesota	W, 29-26 (OT)
Oct. 29, 2016	at Purdue	W, 62-24
Nov. 5, 2016	Iowa	W, 41-14
Dec. 3, 2016	vs. No. 6 Wisconsin (BIG Championship)	W, 38-31
Sept. 23, 2017	at Iowa	W, 21-19
Oct. 7, 2017	at Northwestern	W, 31-7
Nov. 18, 2017	Nebraska	W, 56-44
Sept. 21, 2018	at Illinois	W, 63-24
Oct. 27, 2018	No. 18 Iowa	W, 30-24
Nov. 10, 2018	Wisconsin	W, 22-10
Oct. 5, 2019	Purdue	W, 35-7
Oct. 12, 2019	at No. 17 Iowa	W, 17-12
Nov. 9, 2019	at No. 13 Minnesota	L, 26-31
Nov. 14, 2020	at Nebraska	L, 23-30
Nov. 21, 2020	Iowa	L, 21-41
Dec. 19, 2020	Illinois	W, 56-21
Sept. 4, 2021	at No. 12 Wisconsin	W, 16-10
Oct. 9, 2021	at No. 3 Iowa	L, 20-23
Oct. 23, 2021	Illinois	L, 18-20 (9 OT)
Sept. 1, 2022	at Purdue	W, 35-31
Oct. 1, 2022	Northwestern	W, 17-7
Oct. 22, 2022	Minnesota	W, 45-17

MILESTONE WATCH

- **Drew Allar** is 156 yards shy of 500 career passing yards.
- **Kaytron Allen** is 130 yards shy of 1,000 career rushing yards.
- **Barney Amor** is 190 yards shy of 5,000 career punt yards.
- **Ji'Ayir Brown** is five tackles shy of 150 career tackles.
- **KeAndre Lambert-Smith** is 76 yards shy of 1,000 career receiving yards.
- **PJ Mustipher** is nine tackles shy of 150 career tackles.
- **Jake Pinegar** is one field goal shy of 50 career field goals made.
- **Nicholas Singleton** is 59 yards shy of 1,000 career rushing yards.
- **Parker Washington** is 80 yards shy of 2,000 career receiving yards.

TEAM NOTES

FRANKLIN EARNS 100TH CAREER WIN

- Penn State's win over Rutgers was the 100th career win for head coach **James Franklin**.
- Franklin owns a career record of 101-51, a .664 winning percentage, and a 77-36 mark, a .681 winning percentage, at Penn State.
- Franklin has led his team to a bowl game in 11 of his 12 seasons and has guided Penn State to four New Year's Six Bowls.
- Since 2016, Franklin's .724 winning percentage (63-24) ranks sixth among FBS coaches.
- Franklin became the 27th active FBS coach with 100 career wins.
- He joined 16 other active coaches with 100 wins at the FBS level.
- Of the active coaches with 100 career wins, Franklin is one of nine with at least 75% of their wins coming at one FBS school.
- Of the 17 current coaches with 100 career wins at the FBS level, Franklin is one of seven with all of their first 100 wins coming while coaching at a Power Five program.
- Eleven active coaches have 100 wins as a Power Five coach.
- Franklin is the first African-American FBS head coach to reach 100 career wins.
- Franklin earned his 100th win in his 151st career game. Only six of the 26 other current FBS coaches with 100 wins earned their 100th career win in less than 151 games while coaching only at the FBS level.

ALL-AMERICA ACCOLADES

- Multiple Nittany Lions have earned postseason All-America honors.
- **OL Olumuyiwa Fashanu**, **CB Kalen King** and **CB Joey Porter Jr.** were named second-team All-Americans by the Walter Camp Foundation.
- Porter was selected a second-team All-American by the AFCA, AP, FWAA and CBS Sports.
- King was named a third-team All-American by Pro Football Focus.
- **LB Abdul Carter** was tabbed to the Pro Football Focus All-Freshman Team.
- **Carter** and **RB Nicholas Singleton** were named to the On3 and 247Sports True Freshman All-America team.
- **RB Kaytron Allen**, **Carter** and **Singleton** were named to the College Football News All-Freshman Team.

STOLL WINS MANNELLY AWARD

- Penn State redshirt senior long snapper **Chris Stoll** was named the winner of the Patrick Mannelly Award on Dec. 10. The award is presented to the nation's top long snapper.
- He was honored at the Patrick Mannelly Award ceremony in Lake Bluff, Ill. He is the first Penn State player to ever win the award.
- Stoll is the fourth winner of the Patrick Mannelly Award, joining Notre Dame's John Shannon (2019), Alabama's Thomas Fletcher (2020) and Pitt's Cal Adomitis (2021).
- Stoll is Penn State's second specialist to win a national award. Tyler Davis was honored with the Vlade Award, for nation's most accurate kicker, in 2016. Saquon Barkley won the Paul Hornung Award in 2017 for his efforts as a running back and a kick returner.

AWARD SEMIFINALISTS/FINALISTS

- Multiple Nittany Lions are finalists or were semifinalists for national awards this season.
- **LB Abdul Carter** is a finalist for the Shaun Alexander Freshman of the Year Award.
- **QB Sean Clifford** is a finalist for the Jason Witten Man of the Year Award and was a semifinalist for the Wuerffel Trophy.
- **CB Joey Porter Jr.** was a semifinalist for the Bednarik Award, Jim Thorpe Award and The Lott IMPACT Trophy.
- **LB Jonathan Sutherland** was a semifinalist for the William V. Campbell Trophy.
- Defensive Coordinator/Linebackers coach **Manny Diaz** was a semifinalist for the Broyles Award.

MICHIGAN STATE NOTES

- Penn State is now 17-10 in Land Grant Trophy games.
- The Nittany Lions reached 10 wins in a season for the 25th time and reached 10 wins in the regular season for the 20th time.
- With the win, Penn State reached 10+ wins for the fourth time in the James Franklin era.
- The victory marked the seventh time in program history that Penn State earned seven Big Ten wins.
- **KeAndre Lambert-Smith's** 48-yard touchdown pass to **Theo Johnson** marked the third time in program history in which a wideout has thrown a touchdown pass and the 11th time overall a non-quarterback has thrown a touchdown.
- Lambert-Smith became the first wide receiver in program history to both catch and throw a touchdown pass in the same game.
- The Nittany Lions registered 10 pass breakups, bringing its season total to 82. The Nittany Lions have recorded 80 or more pass breakups in a season eight previous times.

RUTGERS NOTES

- The Nittany Lions had three non-offensive touchdowns in a game (2 fumble returns, kickoff return) for the first time since 1998 vs. Bowling Green (2 interception returns, punt return).
- Penn State's kickoff return for a touchdown and two fumble recoveries for touchdowns marks the third occurrence of that happening in the FBS since 2000, joining USC (vs. UCLA, 2003) and Louisville (at Memphis, 2008).
- The Nittany Lions recorded touchdowns on offense, defense and special teams (1 kick return, 1 fumble return, 5 offensive) in a game for the first time since 2017 against Indiana (1 fumble return, 1 kick return, 4 offensive).
- With **Kaytron Allen's** 117 rushing yards on the day, **Nicholas Singleton** and **Allen** became the first freshman duo in Big Ten history to both rush for 700+ rushing yards in a season.
- With two defensive touchdowns, it marks the first time since 2005 (vs. Illinois) which Penn State has had multiple defensive touchdowns in a game.
- Penn State earned its second game with at least 15 tackles for loss this season (Indiana, 16; Rutgers, 15), the first time PSU has recorded 15+ tackle for loss multiple times in a season since 2018.

MARYLAND NOTES

- Penn State is now 42-3-1 all-time against Maryland, including a 24-2 record at home.
- It marked the fourth time this season Penn State has rushed for 200 or more yards (Ohio, 234; Auburn, 245; Northwestern, 220; Maryland, 249).
- Penn State did not allow a sack for the fourth time this season. The four games without allowing a sack are the most for Penn State since 2011 (five games).
- On a 16-yard pass to **Brenton Strange** in the first quarter, **Sean Clifford** leaped Trace McSorley (9,899 yards; 2015-18) for the all-time passing yards record at Penn State. Clifford now has 10,023 career passing yards.
- Clifford became the seventh Big Ten quarterback to reach the 10,000 career passing yards mark.
- Penn State recorded its eighth shutout since 2014 and 13th shutout since 2007.
- Penn State held Maryland to 134 total yards (60 rushing, 74 passing) the fewest since giving up just 104 yards to Purdue in 2019.
- The 134 yards are the fourth-fewest given up in a Big Ten game for Penn State and also the fourth-lowest by any opponent in the James Franklin era.
- The Nittany Lions limited Maryland to 11 first downs.
- Penn State held Maryland to 3 total yards in the first quarter (5 pass, -2 rush) and 27 total yards in the first half (20 pass, 7 rush).
- Penn State had six or more sacks in back-to-back games (6, at Indiana; 7, Maryland) for the first time since 2007 when it had two consecutive games with six or more sacks (7, Florida International, 9/1; 6, Notre Dame, 9/8).

TEAM NOTES

INDIANA NOTES

- Penn State is now 24-2 all-time against Indiana, including 10-2 in Bloomington.
- With eight rushing touchdowns on the season, both RB **Kaytron Allen** and RB **Nicholas Singleton** are tied for the Penn State freshman record held by Noah Cain (8; 2019).
- Allen's three rushing touchdowns are the most by a Nittany Lion since Journey Brown's three scores against Rutgers in 2019.
- Allen is the first Penn State freshman with three rushing touchdowns in a game since Austin Scott against Kent State in 2003.
- Penn State finished the game with 16 tackles for loss and six sacks.
- The 16 tackles for loss are tied for the most in program history. Penn State had 16 tackles for loss against Kent State in 2018.
- The Nittany Lions had 11 players record at least one tackle for loss. The 11 players with a full tackle for loss are the most in a game for Penn State since the tackle for loss became an official stat.
- Penn State finished the first half with 13 tackles for loss and six sacks.
- With three pass breakups on the day, Penn State now has 63 for the season. The 63 pass breakups are Penn State's most since 74 in 1998.

OHIO STATE NOTES

- The Nittany Lions are 6-15 against the Buckeyes when both teams are ranked in the AP Top 25.
- Penn State's 371 passing yards are tied for the eighth-most in a game since 2014.
- Penn State's 32 completions are tied for the third-most in a game since 2014
- **Sean Clifford** threw three touchdown passes on the day, setting the school record for career touchdown passes with 78.
- **Parker Washington** had a career-high 11 receptions for a career-best 179 receiving yards.
- Penn State earned one stop in the red zone today, giving them seven redzone stops on the season. The stop was the first time this year that Ohio State failed to score when in the red zone.
- Penn State held Ohio State to 98 yards rushing.

MINNESOTA NOTES

- The Nittany Lions hold an 8-6 record in full-stadium Penn State White Outs. PSU's 45 points were its most in a White Out game.
- Penn State is 3-2 when wearing its Generations of Greatness uniforms.
- Penn State is 73-24-5 in homecoming games, including wins in 14 of the last 17 homecoming contests.
- Penn State held Minnesota to 2-of-13 (15.3 percent) on third down. The Gophers began the game 0-of-6 after entering the game with an FBS-leading 66.2 conversion percentage.
- The Nittany Lions allowed completions on 9-of-22 attempts. Penn State has held three teams under a 50 completion percentage this season (Ohio, 42.5; Northwestern, 40.5; Minnesota 40.9).

MICHIGAN NOTES

- Penn State is 13-18 all-time in regular season games between Top-10 teams.
- **Sean Clifford** went over the 10,000-career total yard mark. He now has 10,027 career total yards (8,989 passing, 1,038 rushing)
- On a career-long 62-yard run, Clifford surpassed the 1,000-career rushing yard mark.
- **Curtis Jacobs** recorded a 47-yard pick-six in the second quarter.

NORTHWESTERN NOTES

- The Nittany Lions have won eight of the last 10 matchups against the Wildcats.
- Penn State had 37:28 of possession, the most for the Nittany Lions since having 40:22 in the 2020 season opener at Indiana.
- Penn State held Northwestern to just 31 yards rushing, the fewest rushing yards allowed since giving up (minus-19) yards to Purdue in 2019.
- Penn State forced a three-and-out on Northwestern's first five drives. The five three-and-outs to start the game are the most against a Big Ten foe since holding Illinois to six consecutive three-and-outs in 2011.
- The Nittany Lions forced three takeaways (one interception in the first quarter, two fumbles in the second quarter).
- Penn State held Northwestern to zero or negative yards on 14 of the Wildcats' 28 rushes.

CENTRAL MICHIGAN NOTES

- The Nittany Lions are 32-2 all-time against MAC opponents.
- Penn State scored 30+ points in four straight games to start the season for the first time since 2018 (45 vs. Appalachian State, 51 at Pittsburgh, 63 vs. Kent State, 63 at Illinois).
- With **Kaytron Allen's** 111-yard rushing performance, Penn State has had two true freshmen running backs post 100-yard games in a single season for the first time since 2019, when Devyn Ford (once) and Noah Cain (twice) each eclipsed the 100-yard plateau.
- Penn State forced four opponent turnovers for the second consecutive game, the first time that the Nittany Lions have forced at least four turnovers in two straight games since forcing four by both Virginia and Navy early in the 2012 season.
- The Nittany Lions recorded two interceptions, including one each by **Zakee Wheatley** and **Johnny Dixon** and two fumble recoveries, by **Curtis Jacobs** and **Kalen King**, marking the second-straight game where Penn State has forced four turnovers.
- Penn State registered 9 pass breakups in the first half and 13 in the game.
- The Nittany Lions recorded double-digit pass breakups in a game for the second time this season. Penn State had 16 pass breakups at Purdue.
- **Barney Amor** landed three punts inside the 10.

RECORD BREAKDOWN

Overall Record	10-2
Day Games	8-2
Night Games (6 p.m. or later)	2-0
TV Games	10-2
ABC	3-0
BTN	2-0
CBS	1-0
ESPN	1-0
FOX	2-2
FS1	1-0
Scoring First	6-0
Opponent Scoring First	4-2
Leading at the Half	10-1
Trailing at the Half	0-1
Tied at the Half	0-0
Leading after Third Qtr.	9-0
Trailing after Third Qtr.	1-2
Tied after Third Qtr.	0-0
Overtime Games	0-0
Scoring less than 20 pts	1-1
Scoring 20-29 points	0-0
Scoring 30-39 Points	4-1
Scoring 40+ Points	5-0
Allowing 10 points or less	4-0
Allowing 11-20 points	5-0
Allowing 21-30 points	0-0
Allowing 31+ points	1-2
Rushing for less than 100 yds	1-0
Rushing for 100-199 yds	4-2
Rushing for 200-299 yds	5-0
Rushing for 300+ yds	0-0
Passing for less than 200 yds	3-1
Passing for 200-299 yds	3-0
Passing for 300-399 yds	4-1
Passing for 400+ yds	0-0
Totalling less than 300 yds total offense	0-1
300-399 yds of total offense	1-0
400-499 yds of total offense	8-1
500+ yds of total offense	1-0
Allowing less than 100 yds rushing	8-1
Allowing more than 100 yds rushing	2-1
Allowing less than 300 yds total offense	6-0
Allowing 300+ yds total offense	4-2
Having a 100-yd rusher	5-0
Having two 100-yd rushers	0-0
Not having a 100-yd rusher	5-2
Opp. having a 100-yd rusher	0-1
No turnovers	4-1
1-3 turnovers	5-0
4+ turnovers	1-1
No takeaways	1-1
1 or 2 takeaways	3-1
3 or more takeaways	6-0
More than 30:00 of possession	9-1
Less than 30:00 of possession	1-1

AT THE START

Opponent	Coin Toss	Choice	PSU 1st Drive	Opponent 1st Drive	Game Captains
at Purdue*	Purdue	Defer	Punt	Punt	Ji'Ayir Brown, PJ Mustipher, Chris Stoll, Jonathan Sutherland
OHIO	Penn State	Defer	TD	Punt	Dominic DeLuca, Keaton Ellis, Olumuyiwa Fashanu, Chris Stoll
at Auburn	Auburn	Defer	Turnover on Downs	Field Goal	Devyn Ford, Joey Porter Jr., Chris Stoll, Tyler Warren
CENTRAL MICHIGAN	Penn State	Defer	TD	Punt	Tyler Eldson, Curtis Jacobs, Chris Stoll, Brenton Strange
NORTHWESTERN*	Northwestern	Receive	Punt	Punt	Barney Amor, Kalen King, Chris Stoll, Sal Wormley
at Michigan*	Penn State	Defer	Punt	Field Goal	Robbie Dwyer, Chris Stoll, Nick Tarburton, Parker Washington
MINNESOTA*	Minnesota	Defer	Punt	Punt	Keaton Ellis, Jake Pinegar, Chris Stoll, Mitchell Tinsley
OHIO STATE*	Penn State	Defer	Interception	Field Goal	Dominic DeLuca, Curtis Jacobs, Chris Stoll, Brenton Strange
at Indiana*	Indiana	Defer	Punt	Punt	Adisa Isaac, Malick Meiga, Chris Stoll, Parker Washington
MARYLAND*	Penn State	Defer	TD	Punt	Dominic DeLuca, Bryce Effner, Chop Robinson, Chris Stoll
at Rutgers*	Rutgers	Defer	Punt	Punt	Ji'Ayir Brown, Daequan Hardy, Chris Stoll, Sal Wormley
MICHIGAN STATE*	Penn State	Defer	Missed FG	Fumble	Kalen King, Kobe King, Hunter Nourzad, Chris Stoll
vs. Utah	-	-	-	-	-

* Big Ten Conference Game

HISTORIC SERIES

- The Nittany Lions have played 23 teams 20 or more times in the 136-year history of the program.
- Penn State owns a winning record against 18 of the 23 teams that it has met 20 or more times.
- Eight of the 23 teams are on the 2022 schedule, including Purdue (20), Northwestern (20), Michigan (26), Ohio State (38), Indiana (26), Maryland (46), Rutgers (33) and Michigan State (37).
- Penn State and Purdue played their 20th meeting to open the 2022 season. The Nittany Lions and Northwestern played the 20th time between the programs on October 1.
- Sixteen of the 21 programs are currently members of NCAA Division I FBS. Bucknell, Lehigh and Penn are in NCAA Division I FCS, while Gettysburg and Lebanon Valley are in Division III.

Team	Meetings	Record
Pittsburgh	100	53-43-4
Syracuse	71	43-23-5
West Virginia	59	48-9-2
Penn ^	47	18-25-4
Maryland*	46	42-3-1
Temple	45	40-4-1
Bucknell ^	38	28-10
Navy	38	19-17-2
Ohio State*	38	14-24
Michigan State*	37	18-18-1
Rutgers*	33	31-2
Iowa*	31	17-14
Gettysburg ^	28	27-0-1
Army	26	14-10-2
Illinois*	26	20-6
Indiana*	26	24-2
Michigan*	26	10-16
Boston College	24	20-4
Lehigh ^	23	16-6-1
Wisconsin*	20	11-9
Lebanon Valley ^	20	20-0
Northwestern*	20	15-5
Purdue*	20	16-3-1

* - Current Big Ten team | ^ - Current Non-FBS university

Bold indicates 2022 opponent

HOME SWEET HOME

- With a 310-80 all-time record in Beaver Stadium, Penn State owns the sixth-best record in its venue amongst current FBS schools and leads the Big Ten.
- Penn State averaged 107,379 fans in seven games at Beaver Stadium this season, marking the fifth-highest average attendance in program history and the highest mark since 2008 (108,254).
- Only Alabama (.841) and Oklahoma (.815) have higher winning percentages in facilities older than Beaver Stadium.

School	Stadium Name (Opened)	Rec	Win %
1. Alabama	Bryant-Denny Stadium (1929)	291-54-3	.841
2. Boise State	Albertsons Stadium (1970)	281-60	.825
3. Oklahoma	Gaylord Family-Oklahoma Memorial Stad. (1923)	417-89-15	.815
4. Marshall	Joan C. Edwards Stadium (1991)	178-41	.813
5. Ga. Southern	Paulson Stadium (1984)	208-49	.809
6. Penn State	Beaver Stadium (1960)	310-80	.795
7. Ohio State	Ohio Stadium (1922)	466-114-20	.793
8. Auburn	Jordan-Hare Stadium (1939)	343-91-7	.786
9. Georgia	Sanford Stadium (1929)	373-107-9	.772
10. Tennessee	Neyland Stadium (1921)	485-141-17	.768

2022 CAPTAINS

- Penn State football head coach **James Franklin** announced redshirt seniors QB **Sean Clifford**, S **Jonathan Sutherland** and LS **Chris Stoll**, seniors S **Ji'Ayir Brown** and DT **PJ Mustipher** and redshirt junior OL **Juice Scruggs** have been named team captains for the 2022 season.
- Clifford and Sutherland are captains for the fourth-straight season, the only four-time captains in program history.
- Mustipher is a captain for the second-consecutive season.

TEAM NOTES

AUBURN NOTES

- The Nittany Lions are 25-24 all-time against current members of the SEC. Penn State is 12-16 in regular season matchups against SEC opponents.
- Penn State became the first Big Ten school to sweep a home-and-home series against an SEC opponent since 2012, when Northwestern swept Vanderbilt in 2010 and 2012.
- The Nittany Lions' 29-point win is the Big Ten's second-largest margin of victory in a road game against an SEC opponent.
- The 29-point win marks the sixth time (third time in regular season) a Big Ten team has beaten an SEC team by 29 or more points and just the second time in a road game.
- Penn State owns two of those six wins, and both wins were against Auburn, the other coming in the 1996 Outback Bowl, a 43-14 win.
- Auburn's 29-point loss was its first home loss by 29-plus points since 2012 (38-0 loss to Georgia).
- It marked Auburn's largest margin of defeat in a non-conference home game since 1982 (41-7 loss to Nebraska).
- The 41 points allowed by Auburn are its most to a non-conference opponent at home since 2001 (41 vs. Louisiana Tech in a 48-41 overtime win). The Nittany Lions scored on five rushing touchdowns, the first time with five rushing touchdowns since the 2019 Cotton Bowl vs. Memphis.
- Prior to the Penn State game, Auburn had allowed just one rushing touchdown in its last seven contests.
- The Nittany Lions had two freshmen running backs (**Kaytron Allen** and **Nicholas Singleton**) each score two touchdowns. Since at least 2000, they are the only Penn State freshmen to both score two rushing touchdowns in a game.
- The Nittany Lions forced two fumbles and two interceptions. Penn State had four takeaways in a game for the first time since the Michigan State game in 2019.
- Penn State recorded 11 tackles for loss and six sacks. Penn State tallied 11 tackles for loss in a game for the first time since the Iowa game in 2021.
- The Nittany Lions had six sacks in a game for the first time since the 2019 Cotton Bowl vs. Memphis.

OHIO NOTES

- The Nittany Lions are now 121-13-1 all-time in home openers.
- Penn State has won 19 of its last 21 home openers.
- Penn State welcomed 107,306 fans to Beaver Stadium. It was Penn State's highest attendance for a home opener since 2007.
- Nittany Lion freshmen (true and redshirt) combined for 423 of PSU's 572 yards (74 percent).
- In the first half, Sean Clifford completed passes to 10 different receivers.
- The Nittany Lions finished the game with a program-record 17 receivers catching a pass.
- Penn State had touchdown runs of 44 and 70 yards, both by **Nicholas Singleton**. The Nittany Lions had multiple 40+ yard touchdown runs in a game for the first time since 2018 at Illinois (Miles Sanders, 48 yards; Ricky Slade, 61 yards).

- Singleton's the first Nittany Lion with multiple 40+ yard touchdown runs in a game since Larry Johnson at Indiana on Nov. 16, 2002 (touchdown runs of 41, 43 and 69 yards).
- Singleton is the first Nittany Lion with three 40+ yard runs in a game since Johnson's performance against Indiana (runs of 41, 41, 43 and 69).
- The 179 rushing yards by Singleton is a Penn State record for a Beaver Stadium debut.
- Penn State caused a safety in the second quarter. A botched handoff by Ohio was recovered by the Bobcats in their own end zone.

PURDUE NOTES

- The Nittany Lions are now 112-22-2 all-time in season openers and 16-14 all-time in Big Ten openers.
- Penn State tallied 406 yards, including 308 through the air.
- Sean Clifford** tied a career high with four passing touchdowns and added a rushing score.
- On the night, Clifford surpassed the 8,000-career passing yard mark and the 9,000-career total yards mark.
- Penn State broke up 16 passes.
- Joey Porter Jr.** recorded a team-high eight tackles, a career-high six pass breakups and recovered a fumble.

ON TV

- Penn State has had 346 of its last 348 games televised, including 242 consecutive games.
- Over the last 15 seasons, every Penn State game has aired on either ABC, BTN, CBS, NBC or an ESPN or FOX channel.
- Penn State has made 325 regular season TV appearances since 1995, which is tied for the national lead.
- The Penn State-Ohio State matchup drew 8.27 million viewers, the most-watched game of the week. It is the second most-watched game between two Big Ten schools this season and the seventh-highest viewed game of 2022.
- The Penn State-Michigan game drew 6.45 million viewers.
- The Penn State-Auburn game drew 4.054 million viewers, the most-watched FBS game of the week.
- The Penn State-Purdue matchup drew 3.512 million viewers.

STREAKING

- Penn State has won 16 consecutive games against teams that are not members of a Power Five conference.
- Penn State has won 16 consecutive games over non-conference opponents during the regular season, dating back to a win over Temple in 2016.
- Penn State has won 21-straight non-conference home games, dating back to a win over Kent State in 2013.



2022 Captains (L-R): Jonathan Sutherland, PJ Mustipher, Ji'Ayir Brown, Sean Clifford, Juice Scruggs, Chris Stoll

TEAM NOTES

OVERTIME OVER TIME

- College football introduced overtime during the bowl season in 1995 and adopted it for regular season games in 1996. Since then, Penn State has played 15 overtime games, including six over the 2012-14 seasons.
- Ten of the 15 overtime tilts have come at home, three in true road games, one in the 2006 Orange Bowl and one in the 2014 PinStripe Bowl.
- Penn State is 8-7 all-time in overtime games, with a 5-5 record at Beaver Stadium, 1-2 mark in true road games and 2-0 in contests at a neutral site.
- Penn State's first two overtime contests came vs. Iowa in 2000 and 2002 at home. The Nittany Lions dropped their first three contests that went to the extra period, but won five straight overtime contests before falling to Nebraska on Nov. 23, 2013.
- Penn State's all-time overtime games:

Date	Opponent	Score
11/4/00	IOWA (2OT)	L, 23-26
9/28/02	IOWA	L, 35-42
10/12/02	at Michigan	L, 24-27
1/3/06	vs. Florida State (3OT) ¹	W, 26-23
10/7/06	at Minnesota	W, 28-27
11/24/12	WISCONSIN	W, 24-21
10/12/13	MICHIGAN (4OT)	W, 43-40
11/2/13	ILLINOIS	W, 24-17
11/23/13	NEBRASKA	L, 20-23
10/25/14	OHIO STATE (2OT)	L, 24-31
12/27/14	vs. Boston College ²	W, 31-30
10/2/16	MINNESOTA	W, 29-26
9/1/18	APPALACHIAN STATE	W, 45-38
10/24/20	at Indiana	L, 35-36
10/23/21	Illinois (9OT)	L, 18-20

1 - Orange Bowl, 2 - PinStripe Bowl

LIONS UNDER THE LIGHTS

- The 2022 season marks the 22nd-straight with at least one regular-season night game on the schedule.
- Penn State opened the season with a 35-31 win at Purdue and earned a 45-17 win over Minnesota.
- Penn State is 59-32 at night all-time. The figure breaks down to 19-11 at home, 28-14 on the road and 12-7 in neutral site games. Penn State is 1-1 at regular season neutral sites, 11-6 in bowl games and 1-0 in conference championship games.
- In 2019, Penn State played its most regular season night games in program history with four primetime tilts.
- On Oct. 12, 2013, the Lions claimed the longest game in Big Ten history when they edged Michigan under the lights, 43-40, in four overtimes in front of a sellout Beaver Stadium crowd of 107,844 on Homecoming.

A GLOBAL GAME

- The Nittany Lions' roster includes five players with hometowns outside of the U.S.
- Redshirt freshman WR **Jan Mahlert** is from Fürstentfeldbruck, Germany.
- Redshirt freshman DT **Jordan van den Berg** is from Johannesburg, South Africa.
- Sophomore TE **Theo Johnson** (Windsor, Ont.), sophomore WR **Malick Meiga** (Saint Jerome, QC) and redshirt senior LB **Jonathan Sutherland** (Ottawa) are all Canada natives.

FAMILY AFFAIR

- Penn Staters know that it is very common for generations of families to all attend Penn State. For a fortunate few, immediate family members are also able to follow in a brother, father or grandfather's footsteps on the Penn State football team.
- Two sons of Penn State lettermen are on the 2022 team.

Father (Letters)	Son (Class)
Brian Chizmar (1986-89)	Ben Chizmar (R-Fr.)
Bruce Ellis (1973-76)	Keaton Ellis (Jr.)
- Four pairs of brothers are currently represented.

Older (Years/Class)	Younger (Class)
Max Chizmar (2017-21)	Ben Chizmar (R-Fr.)
Sean Clifford (2018-pres.; R-Sr.)	Liam Clifford (R-Fr.)
Khalil Dinkins (2020-pres.; R-Fr.)	Kolin Dinkins (Fr.)
Kalen King (2021-pres; So.) (Twins)	Kobe King (R-Fr.)

ARRINGTON A HALL OF FAMER

- Penn State national award winner and first-team All-America linebacker LaVar Arrington has been elected to the College Football Hall of Fame as part of the 2022 class.
- Arrington was honored on the field during the Ohio State game.
- Arrington was inducted to the Hall of Fame December 6, 2022 at the 64th National Football Foundation (NFF) Annual Awards Dinner.
- Arrington and the 21 inductees (18 players, 3 coaches) were recognized at their respective collegiate institutions with NFF Hall of Fame On-Campus Salutes, presented by Fidelity Investments, during the fall. Their accomplishments will be forever immortalized at the Chick-fil-A College Football Hall of Fame in Atlanta.
- Arrington is the 26th member (20 players, 6 coaches) of the Penn State football family to be elected to the College Hall of Fame. Quarterback Kerry Collins was the most recent player inductee in 2018.

NATIONAL NITS

Below is a list of Penn State players that rank among the top-100 individuals and top-50 teams in the most recent season statistical rankings.

Rankings listed NCAA/Big Ten; Statistics as of December 4, 2022

- RB Kaytron Allen**
 - Yards Per Carry - 5.32 (51/8)
 - Rushing Touchdowns - 9 (55/8)
 - Rushing Yards - 830 (66/11)
 - Total Touchdowns - 10 (67/10)
 - Rushing Yards Per Game - 69.2 (69/12)
- P Barney Amor**
 - Punt Average - 44.1 (26/6)
- S Ji'Ayir Brown**
 - Total Interceptions - 3 (38/6)
 - Interceptions Per Game - 0.2 (53/7)
- LB Abdul Carter**
 - Sacks Per Game - 0.54 (69/3)
- QB Sean Clifford**
 - Passing TDs - 22 (31/2)
 - Points Responsible For - 162 (38/2)
 - Points Responsible For Per Game - 13.5 (40/2)
 - Passing Efficiency - 146.1 (41/5)
 - Completion Percentage - 63.6 (46/6)
 - Yards Per Pass Attempt - 7.71 (50/5)
 - Yards Per Completion - 12.11 (59/5)
 - Passing Yards - 2,543 (59/5)
 - Completions Per Game - 17.5 (66/7)
 - Total Offense Per Game - 226.7 (67/6)
 - Passing Yards Per Game - 211.9 (67/7)
- LB Curtis Jacobs**
 - Fumbles Recovered - 2 (22/2)
- CB Kalen King**
 - Passes Defended Per Game - 1.7 (2/1)
- K Jake Pinegar**
 - Total Points - 88 (56/6)
 - Scoring - 7.3 (60/6)
 - Field Goal Percentage - 75.0 (66/8)
 - Field Goals Made Per Game - 1.0 (73/9)
- RB Nicholas Singleton**
 - Kickoff Return Touchdowns - 1 (2/2)
 - Yards Per Carry - 6.32 (16/3)
 - Total Touchdowns - 12 (33/5)
 - Rushing Touchdowns - 10 (39/4)
 - Rushing Yards - 941 (42/5)
 - All-Purpose Yards Per Game - 111.33 (42/7)
 - Rushing Yards Per Game - 78.4 (52/7)
 - Combined Kick Return Yards - 310 (76/8)
- WR Parker Washington**
 - Punt Return Average - 5.5 (39/6)
 - Receiving Yards Per Game - 61.1 (92/6)
 - Receptions Per Game - 4.6 (95/10)
- TEAM**
 - Passing Efficiency Defense - 104.00 (2/2)
 - Fourth Down Conversion Pct - 72.4 (6/2)
 - Team Tackles For Loss - 7.9 (7/1)
 - Red Zone Defense - 71.8 (7/1)
 - Team Sacks - 3.08 (9/1)
 - Scoring Defense - 18.0 (9/5)
 - Defensive Touchdowns - 3 (10/2)
 - Turnovers Gained - 24 (10/2)
 - Turnover Margin - Plus-9 (11/2)
 - Fumbles Recovered - 12 (12/1)
 - Third Down Conversion Pct. Defense - 30.6 (14/4)
 - Rushing Defense - 105.1 (14/5)
 - Total Defense - 317.8 (16/7)
 - Scoring Offense - 35.8 (19/3)
 - First Downs Defense - 212 (22/7)
 - Tackles For Loss Allowed - 4.3 (23/4)
 - Red Zone Offense - 89.6 (23/5)
 - Kick Return Average - 22.29 (24/2)
 - Net Punting - 40.58 (27/6)
 - Interceptions - 12 (29/6)
 - Blocked Punts - 1 (30/5)
 - Sacks Allowed - 1.50 (34/4)
 - Total Offense - 432.4 (35/3)
 - Time of Possession - 31:05 (37/5)
 - Team Passing Efficiency - 145.36 (39/3)
 - Rushing Offense - 182.1 (43/4)
 - Completion Percentage - 63.5 (45/6)
 - Passing Defense - 212.8 (49/9)



Parker Washington

SEASON HONORS

PJ MUSTIPHER, DEFENSIVE TACKLE

All-Big Ten Second Team (Coaches)
 All-Big Ten Third Team (Media)
 AP All-Big Ten Second Team
 Comeback Player of the Year Award Watch List
 Rotary Lombardi Award Watch List
 Bronko Nagurski Trophy Watch List
 Outland Trophy Watch List
 PFF Preseason All-Big Ten Third Team
 Reese's Senior Bowl Watch List

HUNTER NOURZAD, OFFENSIVE LINE

All-Big Ten Honorable Mention (Coaches, Media)

JAKE PINEGAR, KICKER

All-Big Ten Honorable Mention (Media)
 Big Ten Special Teams Player of the Week (11/14)

JOEY PORTER JR., CORNERBACK

Associated Press All-America Second Team
 AFCA All-America Second Team
 FWA All-America Second Team
 Walter Camp All-America Second Team
 CBS Sports All-America Second Team
 AP All-Big Ten First Team
 PFF All-Big Ten Second Team
 All-Big Ten First Team (Coaches, Media)
 Lott IMPACT Trophy Semifinalist
 Bednarik Award Semifinalist
 Jim Thorpe Award Semifinalist
 AP Midseason All-America
 Pro Football Focus National Team of the Week (9/7)
 Bednarik Award National Player of the Week (9/6)
 Bronko Nagurski Trophy Watch List
 Lott IMPACT Trophy Watch List
 PFF Preseason All-Big Ten Second Team
 Sports Illustrated Preseason All-America Second Team

CHOP ROBINSON, DEFENSIVE END

PFF All-Big Ten Second Team
 All-Big Ten Honorable Mention (Coaches, Media)

JUICE SCRUGGS, OFFENSIVE LINE

All-Big Ten Third Team (Coaches)
 All-Big Ten Honorable Mention (Media)
 Rimington Trophy Watch List

NICHOLAS SINGLETON, RUNNING BACK

On3 True Freshman All-America
 247Sports True Freshman All-America
 College Football News Freshman All-America
 Thompson-Randle El Big Ten Freshman of the Year
 AP Big Ten Newcomer of the Year
 All-Big Ten Second Team (Return Specialist, Media)
 All-Big Ten Third Team (Coaches, Media)
 All-Big Ten Honorable Mention (Return Specialist, Coaches)
 PFF All-Big Ten Third Team Return Specialist
 Big Ten Freshman of the Week (9/12, 9/19, 11/14)
 247Sports Midseason Freshman All-America
 On3 Midseason Freshman All-America

CHRIS STOLL, LONG SNAPPER

Patrick Mannelly Award Winner
 Big Ten Sportsmanship Award
 Allstate AFCA Good Works Team Watch List
 Mannelly Award Watch List

BRENTON STRANGE, TIGHT END

All-Big Ten Third Team (Coaches)
 All-Big Ten Honorable Mention (Media)
 Mackey Award Watch List

JONATHAN SUTHERLAND, LINEBACKER

William V. Campbell Trophy Semifinalist
 Paul Hornung Award Watch List

NICK TARBURTON, DEFENSIVE END

All-Big Ten Honorable Mention (Coaches)

MITCHELL TINSLEY, WIDE RECEIVER

Biletnikoff Award Watch List
 PFF Preseason All-America Second Team
 PFF Preseason All-Big Ten Second Team
 Reese's Senior Bowl Watch List

PARKER WASHINGTON, WIDE RECEIVER

PFF All-Big Ten Second Team
 All-Big Ten Honorable Mention (Coaches, Media)
 Biletnikoff Award Watch List
 Earl Campbell Tyler Rose Award Watch List
 PFF Preseason All-Big Ten First Team

SAL WORMLEY, OFFENSIVE LINE

All-Big Ten Honorable Mention (Coaches, Media)

OFFENSIVE LINE

Joe Moore Award Watch List

OFFENSIVE NOTES

- Since the start of the 2016 season, Penn State's offense is second in the Big Ten in yards per play (6.03; 33rd) and total offense (424.68; 39th), and is third in touchdown percentage (31.53; 19th), points per possession (2.15; 22nd), scoring percentage (40.3; 24th), yards per pass attempt (7.86; 30th) and scoring offense (33.57; 19th).
- Penn State's offense has been explosive since the 2016 campaign, as it leads the Big Ten in 80-plus yard play percentage (0.18; 2nd nationally) and 70-plus (0.36; 10th), ranks second in 40-plus (2.01; 15th) and 20-plus (7.75; 20th), and holds third in 30-plus (3.58; 23rd), 50-plus (0.96; 37th) and 60-plus (0.52; 32nd).
- The Nittany Lions have tallied at least 55 plays of 20 or more yards in seven of the last eight seasons (77 in 2022; 57 in 2021; 63 in 2019; 73 in 2018; 85 in 2017; 91 in 2016; 67 in 2015). PSU had 52 plays of 20 or more yards in 2020 (9-game schedule).
- Additionally, the Nittany Lions are third in the Big Ten and 19th nationally in 15-plus yard passing play percentage since 2016 (19.35 percent).
- OL **Olumuyiwa Fashanu** was named second-team All-America by the Walter Camp Football Foundation.
- The Nittany Lions had 10 All-Big Ten selections on offense, including RB **Nicholas Singleton** being named the Thompson-Randle El Big Ten Freshman of the Year, the fourth in program history.
- Penn State has surpassed 200 yards rushing 38 times in the **James Franklin** era. PSU is 33-5 in those games.
- The Nittany Lions has reached 200 rushing yards in five games this season (Ohio, 234; Auburn, 245; Northwestern, 220; Maryland, 249; Rutgers, 237).
- PSU has not allowed a sack in four games this year (Auburn, Northwestern, Minnesota, Maryland). The four games without allowing a sack are the most for Penn State since 2011 (five games).
- In 2022, Penn State has had 20 different receivers catch a pass this season.
- The Nittany Lions posted 406 total yards, including 308 through the air, against Purdue.
- Against Ohio, Penn State tallied 572 yards of total offense. Nittany Lion freshmen (true and redshirt) combined for 423 of the 572 yards (74 percent).
- The Nittany Lions finished the Ohio game with a program-record 17 receivers catching a pass.
- Penn State had touchdown runs of 44 and 70 yards, both by Singleton, and a 48-yard run by Singleton vs. Ohio.
- Penn State scored 41 points at Auburn, the most by a non-conference opponent in a game at Auburn since 2001.
- The Nittany Lions had two freshmen running backs (**Kaytron Allen** and Singleton) each score two touchdowns at Auburn.
- Since at least 2000, Allen and Singleton are the only Penn State freshmen to both score two rushing touchdowns in a game.
- Against Minnesota, PSU scored 45 points, its most in a Penn State Whiteout game, and outscored the Gophers, 28-7, in the second half and 21-0 in the third quarter.
- PSU's 32 completions vs. Ohio State are tied for the third-most in a game since 2014.
- PSU's 371 passing yards vs. Ohio State are tied for the eighth-most in a game in the Franklin era.
- At Indiana, Allen rushed for three touchdowns and Singleton added a 1-yard score.
- Against Michigan State, WR **KeAndre Lambert-Smith's** 48-yard touchdown pass to TE **Theo Johnson** marked the third time in program history in which a wideout has thrown a touchdown pass and the 11th time overall a non-quarterback has thrown a touchdown.
- Lambert-Smith became the first wide receiver in program history to both catch and throw a touchdown pass in the same game.
- The 48-yard pass by Lambert-Smith is the fourth-longest touchdown pass by a non-quarterback in Penn State history.
- With 10 rushing touchdowns on the season, Singleton owns the Penn State freshman record, previously held by Noah Cain (8; 2019). Allen is close behind with nine touchdowns.
- Singleton (941 rushing yards) and Allen (830 rushing yards) became the first freshman duo in Big Ten history to both rush for 700+ rushing yards in a season.
- Since 1960, Penn State boasts three 800+ rushing yard duos: 2022 (Singleton, 941; Allen, 830), 2013 (Zach Zwinak, 989; Bill Belton, 803), 2005 (Tony Hunt, 1,047; Michael Robinson, 806).
- Since 2000, three FBS freshman duos (true or redshirt) have reached 800 rushing yards in a season: Penn State's Singleton (941) & Allen (830); Buffalo's Jaret Patterson (1,013) & Kevin Marks (845), 2018; West Virginia's Steve Slaton (1,128) & Pat White (952), 2005.
- Since 2000, Singleton and Allen and West Virginia's Slaton & White are the only true freshman duos over 800 rushing yards in a season.
- Singleton and Allen have combined for 1,771 rushing yards, the most by a PSU RB duo since Zwinak and Belton's 1,792 in 2013.
- **Mike Yurcich** enters his second season as Penn State's offensive coordinator/quarterbacks coach.
- Yurcich (California University (Pa.)) and Franklin (East Stroudsburg) both played in the Pennsylvania State Athletic Conference (PSAC).
- As an FBS offensive coordinator, offenses under Yurcich have averaged 6.33 yards per play, ranking first among OC's since 2013 and 13.61 yards per completion, which is also first in that time frame.
- Since 2013, Yurcich's offenses have scored 50 or more points 27 times and 40 or more points 57 times (44.9 percent of games coached), both of which are tops among FBS offensive coordinators since 2013.
- His teams have averaged 58.0 touchdowns per year.
- Penn State has scored 40 points 26 times since 2016. By comparison, from 2008 until 2015, the Nittany Lions had 18 40-point outings.

Scoring Benchmarks Since 2016 (86 games)

Pts.	#	Last
50+	13	Nov. 19, 2022; at Rutgers (W, 55-10)
40+	26	Nov. 19, 2022; at Rutgers (W, 55-10)
30+	51	Nov. 26, 2022; vs. Michigan State (W, 35-16)
20+	74	Nov. 26, 2022; vs. Michigan State (W, 35-16)



Nicholas Singleton & Kaytron Allen

QUARTERBACK NOTES

- Offensive coordinator **Mike Yurich** also heads the Penn State quarterback room.
- Three quarterbacks Yurich coached in college are currently on NFL rosters (Sam Ehlinger – Texas, Justin Fields – Ohio State, Mason Rudolph – Oklahoma State).
- Yurich served as the passing game coordinator and quarterbacks coach at Ohio State in 2019, where quarterback Justin Fields was a finalist for the Heisman Trophy, Walter Camp Player of the Year Award and Davey O'Brien Award.
- Redshirt senior **Sean Clifford** is in his fourth season as Penn State's starting signal caller, having played in 50 career games, making 45 starts. He joins **Jonathan Sutherland** as the only four-time team captains in program history.
- Against Purdue, Clifford joined Zack Mills (2001-04) and Tony Sacca (1988-92) as the only quarterbacks to start a game in four different seasons at Penn State.
- Clifford was an honorable mention All-Big Ten selection by the coaches and media in 2022.
- He is a finalist for the Jason Witten Collegiate Man of the Year Award and was a semifinalist for the Wuerffel Trophy.
- Clifford earned Big Ten Co-Offensive Player of the Week following his performance at Purdue, tallying 282 passing yards and tied a career high with four touchdowns. He also rushed for a 2-yard touchdown.
- Clifford passed for 216 yards and three touchdowns, and rushed for a 1-yard score, against Central Michigan.
- On a 62-yard run at Michigan, Clifford surpassed the 1,000-career rushing yard mark, becoming the third PSU quarterback and 47th Nittany Lion to accomplish the feat.
- Clifford completed 23 passes against Minnesota, tallying 295 yards and four touchdowns. He connected on two touchdown passes in both the second and third quarters. The four touchdown passes tied a career high.
- The senior was named Big Ten Offensive Player of the Week following the Minnesota game.
- Clifford completed 32 passes for 371 yards and three touchdowns against Ohio State.
- Against the Buckeyes, he became Penn State's all-time leader in passing touchdowns.
- He also became the program's leader in pass attempts. He currently has 1,335, which are good for ninth in Big Ten history.
- He currently has 84 passing touchdowns, good for fourth in Big Ten history.
- Against Maryland, Clifford leaped Trace McSorley (9,899 yards; 2015-18) for the all-time passing yards record at Penn State.
- At Rutgers, Clifford accounted for a passing and rushing touchdown.
- Against Michigan State, Clifford threw for 202 yards and tied a career-high with four touchdowns.
- Clifford became the seventh Big Ten quarterback to reach the 10,000 career passing yards mark.
- Clifford also became the second Penn State player and seventh Big Ten player to reach 11,000 career total yards. He now has 11,456 career total yards (10,382 pass; 1,074 rush).
- Clifford ranks seventh in Big Ten history with 10,832 career passing yards and sixth with 11,456 career total yards.
- Clifford owns 31 career games with multiple touchdown passes, 17 games with three or more TDs and six games with four TD passes.
- Clifford has recorded 11 career games with both a passing and rushing touchdown. Penn State is 10-1 in those games.
- He owns 11 career games with at least 250 passing yards and three passing touchdowns. He has tossed six career touchdowns of 70-plus yards.
- Clifford has completed 146 career passes of 20 or more yards, including 41 this season.
- Clifford has 26 games with 200+ passing yards. He sits second all-time at Penn State, behind only Trace McSorley (28; 2015-18). He owns eight career 300-yard passing games.
- Clifford has tossed multiple touchdowns in a half on 23 occasions and 16 different times has thrown multiple touchdowns in a quarter.
- Against Minnesota, Clifford became the all-time career completions leader, breaking Trace McSorley's record (720; 2015-18). He currently has 817, sitting seventh in Big Ten history.
- Clifford also owns over 11,000 career total yards, joining Trace McSorley (11,596; 2015-18) as the only Nittany Lions to go over 11,000 career total yards.
- Clifford is one of seven current FBS quarterbacks and one of three Power Five conference quarterbacks with 10,300 passing yards and 1,000 rushing yards in his career.
- He ranks ninth among current FBS quarterbacks and fifth among Power Five conference quarterbacks with 10,382 career passing yards.
- The captain is one of eight current FBS quarterbacks with at least 10,300 passing yards and 80 passing touchdowns in his career.
- Clifford is one of 11 current FBS quarterbacks with at least 810 career completions and ranks seventh among current FBS quarterbacks with a 61.2 completion percentage (min. 1,330 attempts).
- The redshirt senior currently sits as the all-time leader at Penn State in passing yards (10,382), passing touchdowns (84), completions (817), attempts (1,335) and completion percentage (.612), while tying first in wins as starting quarterback (31), ranking third in passing efficiency (142.6) and rushing yards by a quarterback (1,073), fourth in rushing touchdowns by a quarterback (15), tied seventh in yards per pass attempt (7.8), eighth in lowest interception % (2.32) and ninth in touchdown pass % (6.29).
- Freshman **Drew Allar** made his collegiate debut at Purdue.
- Allar completed six-of-eight passes for 88 yards and two touchdowns against Ohio.
- Allar threw for 75 yards and two touchdowns at Indiana.
- Allar completed five passes for 42 yards at Rutgers, while earning his first career rushing touchdown on a 1-yard run. He added a career-long 19-yard rush.



Sean Clifford

ACADEMIC SUCCESS

- The Nittany Lions had 32 players selected as Academic All-Big Ten in Fall 2022.
- Sean Clifford was a 2021 National Football Foundation (NFF) Scholar-Athlete and finalist for the Campbell Trophy, known as the "Academic Heisman". He is the 19th Nittany Lion to be selected as an NFF Scholar-Athlete.
- Penn State posted its first 1,000 single-year APR in program history in 2018-19, topping the previous high of 993 in 2014-15.
- In 2019, punter Blake Gillikin took home CoSIDA Academic All-America® first-team honors for the second-straight year to become the 12th two-time first-team selection in Penn State history. He graduated with a perfect 4.0 grade-point average in May 2020.
- Gillikin's two first-team CoSIDA Academic All-America honors increase Penn State football's total to 67 honorees, which ranks second in Division I football history (FBS and FCS).

DEGREES ON THE WALL

- Entering the 2022 season, 10 players have earned a combined 12 degrees.
- The Nittany Lion's nine Penn State graduates on the roster are: **Barney Amor** (master's in management & organizational leadership), **Sean Clifford** (advertising/public relations), **Charlie Katschir** (hospitality management), **Grayson Kline** (criminology), **PJ Mustipher** (journalism), **Jake Pinegar** (health policy & administration), **Chris Stoll** (kinesiology), **Jonathan Sutherland** (labor and employment relations) and **Nick Tarburton** (labor and human resources).
- Hunter Nourzad** earned his bachelor's degree in engineering from Cornell, while Amor earned bachelor's degrees in sociology and education at Colgate.
- Clifford (journalism), Mustipher (telecommunications), Pinegar (media studies) and Stoll (health policy & administration) are pursuing second undergraduate degrees.
- Amor (supply chain management; second master's), Nourzad (management & organizational leadership), Sutherland (educational leadership) and Tarburton (organizational development) are pursuing master's degrees.

WELCOME TO THE GAME

Collegiate Debut (33 players):

- QB **Drew Allar**, RB **Kaytron Allen**, LB **Abdul Carter**, WR **Liam Clifford**, DE **Dani Dennis-Sutton**, DT **Zane Durant**, WR **Omari Evans**, K/P **Gabe Nwosu**, K **Sander Sahaydak** and RB **Nicholas Singleton** made their collegiate debuts at Purdue.
- CB **Jeffrey Davis Jr.**, TE **Khalil Dinkins**, LS **Tyler Duzansky**, RB **Tyler Holzworth**, OL **Vega Ioane**, TE **Grayson Kline**, DT **Rodney McGraw**, CB **Cam Miller**, OL **JB Nelson**, WR **Kaden Saunders**, OL **Drew Shelton**, DE **Davon Townley Jr.** and S **Kevin Winston Jr.** made their collegiate debuts vs. Ohio.
- ATH **Cristian Driver**, S **Mehki Flowers** and LB **Keon Wylie** made their collegiate debuts vs. Central Michigan.
- OL **Dominic Rulli** made his collegiate debut vs. Minnesota.
- OL **Ian Harvie** made his collegiate debut at Indiana.
- P **Alex Bacchetta**, OL **Matt Detisch**, OL **Jim Fitzgerald**, CB **Stephen Ripka** and OL **Sam Sifa** made their collegiate debuts vs. Maryland.
- DT **Kaleb Artis** made his collegiate debut at Rutgers.

Penn State Debut (4 players):

- P **Barney Amor**, OL **Hunter Nourzad**, DE **Chop Robinson** and WR **Mitchell Tinsley** made their Penn State debuts at Purdue.

True Freshmen (23 players):

- Allar, Allen, Artis, Bacchetta, Carter, Dennis-Sutton, Detisch, Driver, Durant, Evans, Fitzgerald, Flowers, Harvie, Ioane, Miller, Ripka, Rulli, Saunders, Shelton, Sifa, Singleton, Winston Jr. and Wylie.

First Collegiate Start (11 players):

- DT **Hakeem Beamon**, LB **Tyler Elsdon**, DE **Adisa Isaac**, OL **Landon Tengwall**, TE **Tyler Warren** and OL **Sal Wormley** made their first career start at Purdue.
- WR **Jaden Dottin** made his first career start vs. Ohio.
- RB **Nicholas Singleton** made his first career start at Auburn.
- LB **Abdul Carter** made his first career start vs. Minnesota.
- RB **Kaytron Allen** made his first career start vs. Ohio State.
- OL **Drew Shelton** made his first career start at Indiana.

First Start at Penn State (3 players):

- CB **Johnny Dixon** and WR **Mitchell Tinsley** made their first PSU start vs. Ohio.
- OL **Hunter Nourzad** made his first PSU start at Michigan.

SEAN CLIFFORD



PENN STATE RECORDS/STATS

CAREER PASSING YARDS

10,382

Clifford has thrown for 10,382 passing yards in his Penn State career, sitting first all-time. He ranks seventh in Big Ten history.

CAREER PASSING TDS

84

Clifford sits second all-time at Penn State with 84 career passing touchdowns, sitting first all-time in program history. He ranks fourth in Big Ten history.

CAREER PASSING COMPLETIONS

817

Clifford has completed 817 passes in his Nittany Lion career, sitting first all-time at Penn State. He is one of two Nittany Lions with 700 career completions. He ranks seventh in Big Ten history.

CAREER PASSING ATTEMPTS

1,335

Clifford has attempted 1,335 passes in his Penn State career, good for first in program history. He ranks ninth in Big Ten history.

CAREER COMPLETION PCT.

61.2

Clifford has completed 817-of-1,335 pass attempts in his career for a 61.2 completion percentage. He holds the all-time lead at Penn State.

CAREER YARDS PER PASS ATTEMPT

7.8

Clifford is tied seventh all-time at Penn State averaging 7.8 yards per attempt (10,382 yards on 1,335 attempts).

CAREER YARDS PER PASS COMPLETION

12.71

Clifford averages 12.71 yards per completion, ranking 20th all-time at Penn State.

CAREER TOUCHDOWN PCT.

6.29

Clifford holds a 6.29 touchdown percentage in his career (84 touchdowns on 1,335 attempts), ranking ninth in Penn State history.

CAREER PASSING EFFICIENCY

142.6

Clifford has a 142.6 passing efficiency rating in his Nittany Lion career, sitting third all-time at Penn State.

CAREER 200-YARD PASSING GAMES

26

Clifford is second all-time at Penn State with 26 career 200-yard passing games. He is two behind Trace McSorley (2015-18) for the all-time record at Penn State.

CAREER 300-YARD PASSING GAMES

8

Clifford is third in program history with eight 300-yard passing games. He is one away from tying Christian Hackenberg (2013-15) for second all-time.

CAREER 20+ YARD COMPLETIONS

146

Clifford has completed 146 passes of 20 or more yards in his Penn State career, including 41 in 2022.

CAREER RUSHING YARDS

1,074

Clifford ranks third all-time among quarterbacks at Penn State with 1,074 career rushing yards. He sits behind Trace McSorley (1,697 yards; 2015-18) and Michael Robinson (1,637 yards; 2002-05).

CAREER RUSHING TDS

15

Clifford has rushed for 15 career touchdowns. Among Penn State quarterbacks, he is fourth all-time, five behind Michael Robinson (2002-05).

CAREER TOTAL OFFENSE

11,456

Clifford has accumulated 11,456 total yards (10,382 passing, 1,074 rushing) in his Nittany Lion career. He ranks second all-time at Penn State. He ranks sixth in Big Ten history.

CAREER TDS RESPONSIBLE FOR

99

Clifford is responsible for 99 touchdowns at Penn State (84 passing, 15 rushing). He sits second all-time.

RUNNING BACKS NOTES

- Co-offensive coordinator/running backs coach **Ja Juan Seider** has 14 years of college coaching experience, including 11 at the Power Five level.
- As a player at Florida A&M, Seider won the Doug Williams Award for National Offensive Player of the Year, Jake Gaither Award (considered the Heisman Trophy of Historically Black Colleges) and earned All-America honors after throwing for 2,622 yards and 27 touchdowns and rushing for 740 yards and 14 touchdowns in 1999.
- Freshmen **Kaytron Allen** and **Nicholas Singleton** both made their collegiate debuts against Purdue.
- Singleton was selected as a True Freshman All-American by On3, 247Sports and College Football News.
- Singleton was named the Big Ten Thompson-Randle El Freshman of the Year and was selected third-team All-Big Ten by the coaches and media.
- Singleton was tabbed the AP Big Ten Newcomer of the Year.
- Allen was an honorable mention All-Big Ten selection by the media and was a True Freshman All-American by College Football News.
- Singleton earned three Big Ten Freshman of the Week honors (Ohio, Auburn, Maryland), while Allen secured two (Central Michigan, Rutgers).
- Singleton owns the Penn State freshman rushing touchdowns record with 10, breaking a tie with Noah Cain (8; 2019) for the mark. Allen currently has nine.
- Singleton rushed for 179 yards and two touchdowns on 10 carries against Ohio. He scored on runs of 44 and 70 yards and added a 48-yard rush.
- Singleton became the first Nittany Lion with multiple 40+ yard touchdown runs in a game and three 40+ yard runs in a game since Larry Johnson at Indiana on Nov. 16, 2002.
- Singleton rushed for 124 yards and two touchdowns on 10 carries at Auburn. Singleton scored on two touchdown runs, a 1-yard rush and a 54-yard rush. He added a 53-yard carry.
- He became the first Penn State true freshman with back-to-back 100-yard games since Noah Cain in 2019 (vs. Purdue and Iowa).
- Singleton tallied 87 yards and a touchdown on a career-high 21 carries against Northwestern. He scored on a 2-yard run in the second quarter.
- The freshman scored on two rushing touchdowns, of 16 and 30 yards, against Minnesota.
- The freshman earned his third 100-yard rushing game of the season against Maryland, finishing the day with 122 yards. He scored on runs of 45 and 27 yards, while averaging 11.1 yards per carry.
- Singleton rushed for 78 yards against Michigan State, including a 31-yard run, while recording his first career touchdown reception, a 12-yard grab.
- Singleton ranks second in the FBS with both seven rushing touchdowns of 10+ yards and six rushing touchdowns of 20+ yards.
- Through 12 games, Singleton has 941 yards, averaging 78.4 per game and 6.32 per carry.
- Singleton ranks 16th in the country and first among FBS freshmen in yards per carry.
- The freshman is tied second in the FBS with six 40+ yard runs, tied third in the FBS with eight 30+ yard runs and tied seventh with three 50+ yard runs. Four of his six 40+ yard runs have gone for touchdowns.
- Singleton ranks fifth among FBS freshmen with 78.4 rushing yards per game and is second among FBS freshmen averaging 111.3 all-purpose yards per game.
- Singleton holds fourth among FBS freshmen with 10 rushing touchdowns.
- Since 2000, Singleton has the second-most rushing yards by a Penn State freshman in a season (941) and Allen has the third-most (830), trailing only Saquon Barkley (1,076; 2015).
- Allen rushed for 52 yards and two touchdowns on nine carries at Auburn. His touchdowns came on runs of 3 and 6 yards.
- Against Central Michigan, Allen rushed for 111 yards, on 13 carries.
- Allen scored on a 14-yard run in the second quarter and added a 37-yard run in the fourth quarter.
- With Allen's 111-yard rushing performance vs. CMU, Penn State had two true freshmen running backs post 100-yard games in a single season for the first time since 2019.
- Allen collected 86 yards on a career-high 21 carries against Northwestern. He scored on a 1-yard run at Michigan.
- Allen totaled 158 scrimmage yards at Indiana. He rushed for 86 yards and three touchdowns on 18 carries, while adding catches of 27 and 45 yards.
- Allen is the first Penn State freshman with three rushing touchdowns in a game since Austin Scott against Kent State in 2003.
- Allen rushed for 117 yards and a touchdown on 11 carries at Rutgers for his second 100-yard game of the season.
- Against Rutgers, Allen averaged 10.6 yards per carry. He scored on an 8-yard run in the third quarter and added a 32-yard run and a career-best 59-yard run.
- Allen ranks fifth among FBS freshmen in rushing touchdowns (9) and yards per carry (5.32), and is ninth in total rushing yards (830) and rushing yards per game (69.2).
- Singleton (941 rushing yards) and Allen (830 rushing yards) are the first freshman duo in Big Ten history to both rush for 700+ rushing yards in a season.
- Since 1960, Penn State boasts three 800+ rushing yard duos: 2022 (Singleton, 941; Allen, 830), 2013 (Zach Zwinak, 989; Bill Belton, 803), 2005 (Tony Hunt, 1,047; Michael Robinson, 806).
- Since 2000, three FBS freshman duos (true or redshirt) have reached 800 rushing yards in a season: Penn State's Singleton (941) & Allen (830); Buffalo's Jaret Patterson (1,013) & Kevin Marks (845), 2018; West Virginia's Steve Slaton (1,128) & Pat White (952), 2005.
- Since 2000, Penn State's Singleton & Allen and West Virginia's Slaton & White are the only true freshman duos over 800 rushing yards in a season.
- Singleton and Allen have combined for 1,771 rushing yards, the most by a PSU RB duo since Zwinak and Belton's 1,792 in 2013.
- Penn State and West Virginia are the only FBS schools with two true freshman who have rushed for 100 yards in a game this season.
- Penn State is also the only school with two players with 800+ rushing yards and 9+ rushing touchdowns this season.
- Since 2000, Allen and Singleton are two of 11 Penn State players (12 occasions) with 800+ rushing yards and 9+ rushing touchdowns in a season.
- Allen and Singleton are combining to average 147.6 rushing yards per game. They rank 16th among FBS running back duos, 10th among Power Five running back duos and first among freshmen duos.
- The Allen-Singleton duo is averaging more rushing yards per game than 62 FBS teams (eight Big Ten teams).
- The Nittany Lions had two freshmen running backs (Allen and Singleton) each score two touchdowns against Auburn. Since at least 2000, they are the only Penn State freshmen to both score two rushing touchdowns in a game.
- Allen and Singleton became the first PSU freshmen duo to score a rushing touchdown in the same game for the first time since Noah Cain (13 yards) and Devyn Ford (1 yard) against Pitt in 2019.
- Sophomore **Keyvone Lee** has collected 1,062 career rushing yards (4.8 yards per carry) and six touchdowns. He also has 30 catches for 219 yards and a touchdown.
- Lee surpassed the 1,000 career rushing yard mark against Auburn. He became the 46th Nittany Lion to reach 1,000 career rushing yards.
- Against Purdue, Lee caught the game-winning 10-yard touchdown reception with 57 seconds remaining. It was his first career touchdown reception.
- Lee rushed for 40 yards on 10 carries against Northwestern.

NICHOLAS SINGLETON



SINGLETON STATS

RUSHING YARDS PER GAME

78.4

Singleton ranks fifth among FBS freshmen and 52nd in the country with 78.4 rushing yards per game.

RUSHING TOUCHDOWNS

10

Singleton has rushed for 10 touchdowns this season, ranking fourth among FBS freshmen.

YARDS PER CARRY

6.32

Singleton ranks 16th in the FBS, and first among FBS freshmen, averaging 6.32 yards per carry.

100+ RUSHING YARD GAMES

3

Singleton has three games with 100+ rushing yards, including 179 vs. Ohio, 124 at Auburn and 122 vs. Maryland.

40+ YARD RUNS

6

Singleton is tied second in the nation with six 40+ yard runs and tied third with eight 30+ yard runs and tied seventh with three 50+ yard runs.

KAYTRON ALLEN



ALLEN STATS

RUSHING YARDS PER GAME

69.2

Allen ranks ninth among FBS freshmen with 69.2 rushing yards per game.

RUSHING TOUCHDOWNS

9

Allen has rushed for nine touchdowns this season, fifth among FBS freshmen.

YARDS PER CARRY

5.32

Allen ranks fifth among FBS freshmen, averaging 5.32 yards per carry.

100+ RUSHING YARD GAMES

2

Allen has two 100-yard rushing games this season, going for 111 yards against Central Michigan and 117 yards at Rutgers.

MULTI-TD GAMES

2

Allen has two multi-rushing touchdown games this season, including two TDs at Auburn and three TDs at Indiana.

TIGHT ENDS NOTES

- Tight ends coach **Ty Howle** is in his second season coaching the Penn State tight ends and his third season overall on the staff.
- Howle served as an offensive analyst in 2020, working closely with the offensive line and tight ends.
- Howle was a four-year letterwinner on the Penn State offensive line from 2009-13. He started at center and left guard and was a four-time Academic All-Big Ten selection. He was a team captain in 2013.
- In 2022, Penn State leads the Big Ten and ranks second among Power Five teams with 13 tight end receiving touchdowns.
- PSU is one of three schools, joining Oregon and San Jose State, with four different tight ends catching a touchdown pass this season.
- Among Power Five schools, Penn State ranks fifth in tight end receiving yards per game (90.3), seventh in receiving yards (823) and eighth in receptions (64).
- Redshirt junior **Brenton Strange**, a third-team All-Big Ten selection by the coaches, leads the group and has appeared in 36 career games for the Nittany Lions, making 30 starts.
- Strange paces PSU tight ends with 362 receiving yards. He leads the team with five touchdown receptions and is tied 14th among FBS tight ends.
- Late in the second quarter at Purdue, Strange caught a pass along the sideline and fought off multiple Boilermakers for a 67-yard touchdown. It was Strange's longest career reception.
- Strange led the Nittany Lions with six catches for 80 yards at Auburn, including 59 yards after the catch.
- Strange caught five passes for 42 yards against Central Michigan, including touchdown receptions of 4 and 3 yards.
- Strange had a 20-yard touchdown grab vs. Northwestern and a 3-yard touchdown reception against Maryland.
- Strange has 11 career receiving touchdowns, tying for 17th in school history and sitting third among tight ends behind only Pat Freiermuth (16; 2018-20) and Mike Gesicki (15; 2014-17).
- Sophomore **Theo Johnson** (9), Strange (8) and sophomore **Tyler Warren** (3) have combined for 20, 20-plus yard receptions in their careers.
- Johnson had a career-high 75 yards on five receptions against Minnesota. The 75 yards included an 18-yard touchdown reception and a 25-yard grab.
- Johnson had a career-long 42-yard catch vs. Ohio State and a 33-yard catch against Maryland.
- Johnson hauled in a 4-yard score at Indiana. He added a 29-yard grab.
- Johnson earned his first career multi-touchdown reception game against Michigan State, hauling in 11 and 48-yard touchdowns.
- In his first career start, Warren had three catches for 23 yards at Purdue. The sophomore made a key 15-yard catch to setup the game-winning touchdown in the fourth quarter.
- Warren made a 38-yard touchdown grab against the Gophers, the longest catch of his career.
- Warren had a 10-yard touchdown catch at Rutgers.
- Warren caught a 14-yard touchdown against Michigan State.
- Redshirt freshman **Khalil Dinkins** caught a 28-yard touchdown pass in the fourth quarter vs. Ohio, his first career reception and touchdown reception.



Brenton Strange

WINNINGEST PROGRAMS

In its 136th season of varsity football, Penn State has posted 919 victories to rank No. 7 in the nation. The Lions' success is not solely due to longevity though, as Penn State also ranks in the top 10 in all-time winning percentage.

As of December 4, 2022

TOTAL VICTORIES

1. Michigan (142)	Big Ten	989
2. Ohio State (132)	Big Ten	953
3. Alabama (128)	SEC	952
4. Notre Dame (133)	Independent	937
5. Texas (129)	Big 12	936
6. Oklahoma (125)	Big 12	934
7. PENN STATE (135)	Big Ten	919
8. Nebraska (132)	Big Ten	912
9. USC (132)	Pac-12	867
10. Tennessee (123)	SEC	866

WINNING PERCENTAGE (YEARS - MIN. 25 IN D1)

1. Ohio State (132)	Big Ten	.733
2. Alabama (128)	SEC	.732
3. Michigan (142)	Big Ten	.731
4. Notre Dame (133)	Independent	.730
5. Boise State (54)	Mountain West	.727
6. Oklahoma (125)	Big 12	.726
7. Texas (129)	Big 12	.701
8. USC (132)	Pac-12	.697
9. PENN STATE (135)	Big Ten	.688
10. Nebraska (132)	Big Ten	.681

ALL-TIME AP POLL RANKINGS (Weeks Ranked)

1. Ohio State	Big Ten	964
2. Michigan	Big Ten	901
3. Oklahoma	Big 12	881
4. Notre Dame	Independent	856
5. Alabama	SEC	855
6. USC	Pac-12	801
7. Texas	Big 12	756
8. Nebraska	Big Ten	730
9. PENN STATE	Big Ten	678
10. LSU	SEC	648

WINNING WAYS

- Penn State is 63-24 over the past seven seasons (2016-22), which is the 11th-best record in FBS and the third-best in the Big Ten (Ohio State, 78-10; Michigan 64-21).
- Dating back to 2015, Penn State has won 45 of its last 54 home games.
- Penn State's 159-68 record over the last 18 years (2005-22) ranks 13th in FBS and third in the Big Ten (Ohio State, 200-32; Wisconsin, 169-64).
- Head coach **James Franklin** guided his teams to a winning record each of his first eight seasons (2 at Vanderbilt, 6 at Penn State).
- Since 2016, Franklin's 72.4 percent (63-24) winning percentage ranks sixth among current FBS coaches.

PRONUNCIATIONS

Drew Allar	Drew AL-ler
Barney Amor	Barney uh-more
Kaleb Artis	Kaleb ar-tiss
Alex Bacchetta	Alex buh-KE-tah
Ji'Ayir Brown	jeye-AIR Brown
Jamari Buddin	Jamari BUD-inn
Jimmy Christ	Jimmy crisst
Sebastian Costantini	Sebatian cos-tan-TEEN-e
Dani Dennis-Sutton	deh-nye Dennis-Sutton
Dvon Ellies	Duh-von el-LEES
Olumuyiwa Fashanu	O-LOU fash-UH-new
Mehki Flowers	muh-kye Flowers
Alex Furmanek	Alex fir-muh-NECK
Vega Ioane	VENG-uh YO-wahn-ay
Golden Israel-Achumba	Golden Israel a-CHUME-buh
Coziah Izzard	Coziah iz-ZARD
Charlie Katshir	Charlie cat-sure
Keyvone Lee	KEY-von Lee
Jan Mahlert	yahn mal-lert
Malick Meiga	Malick mega
Fatorma Mulbah	Fatorma mul-buh
Hunter Nourzad	nor-ZAD
Gabe Nwosu	Gabe wo-SUE
Jake Pinegar	Jake pin-uh-grrr
Beau Pribula	Beau prib-U-luh
Sander Sahaydak	Sander suh-HAY-dak
Jaden Seider	Jaden cider
Ibrahim Traore	EE-bruh-heem trey-OR-ay
Caedan Wallace	KAY-den Wallace
Zakee Wheatley	zack-KEY Wheatley
Keon Wylie	Keon why-lee

WIDE RECEIVER NOTES

- Offensive recruiting coordinator/wide receivers coach **Taylor Stubblefield** is in his third season on the Penn State staff.
- As a player, Stubblefield caught 325 passes, which was an NCAA record at the completion of his career at Purdue.
- He still owns the Big Ten record for career receptions and ranks second in conference history with 3,629 yards.
- Stubblefield was a consensus All-American and a finalist for the Biletnikoff Award in 2004.
- Leading the wideout room is **Parker Washington**, who has caught a pass in all 32 games of his career.
- Washington was an honorable mention All-Big Ten selection by the coaches and media.
- Washington tallied seven catches for 70 yards and a 35-yard touchdown against Minnesota.
- The sophomore earned career highs with 11 receptions for 179 yards. He had a 58-yard touchdown reception to go with catches of 27 and 26 yards.
- He joined Jahan Dotson as the only PSU players to have multiple 100-yard receiving games against Ohio State.
- He has 30 career receptions of 20+ yards, including 10 in 2022.
- The sophomore owns 146 career receptions, ranking ninth all-time at Penn State.
- Washington's 100 receptions in his first two seasons of his career are second-most ever at Penn State for a player in their first two years, trailing only DaeSean Hamilton (127 combined in 2014 and 2015).
- Washington and transfer **Mitchell Tinsley** (175) both have over 100 career receptions.
- Washington has recorded 1,920 career receiving yards, good for 12th in program history.
- With Tinsley (2,307) and Washington, Penn State has two players over 1,500 career receiving yards.
- Tinsley (22) and Washington (12) both have double-digit career receiving touchdowns.
- Tinsley and Washington were both on the Biletnikoff Award watch list, while Washington was also on the Earl Campbell Tyler Rose Award watch list.
- KeAndre Lambert-Smith** has started 25 career games and had a reception in 20-straight games, before his streak was snapped against Northwestern.
- The sophomore had four catches for 58 yards at Purdue, including a 29-yard touchdown reception in the fourth quarter.
- Lambert-Smith completed a 25-yard pass to Sean Clifford against Auburn.
- Lambert-Smith scored on a 23-yard reception against Ohio State. He added a 35-yard grab.
- Against Michigan State, Lambert-Smith became the first Penn State wide receiver in school history to throw and catch a touchdown pass in the same game.
- Lambert-Smith caught five passes for 83 yards and a touchdown.
- Lambert-Smith completed a 48-yard touchdown pass to **Theo Johnson** in the second quarter and also caught a 35-yard touchdown pass in the fourth quarter.

- Penn State welcomed Tinsley as a transfer this past offseason. Tinsley spent the previous two seasons at Western Kentucky.
- Tinsley had a team-high seven catches for 84 yards at Purdue.
- He had a 27-yard reception on PSU's game-winning drive in the fourth quarter at Purdue.
- The senior hauled in a 12-yard touchdown reception in the second quarter against the Boilermakers, his first reception and first touchdown as a Nittany Lion.
- Tinsley made a 34-yard grab against Auburn.
- The senior made a 5-yard touchdown catch in the first quarter against Central Michigan. He added a 29-yard catch in the game.
- Tinsley had five catches for 57 yards at Michigan.
- The senior collected four catches for 58 yards and a 20-yard score against Minnesota. He added a 30-yard catch.
- Tinsley had five catches vs. Ohio State.
- Tinsley recorded a team-high five receptions for 63 yards at Indiana, including a 27-yard grab, and a 25-yard catch vs. Maryland.
- The senior had five catches for 63 yards at Rutgers, including a pair of 21-yard receptions.
- Tinsley, a senior, has a reception in 38-straight games, the sixth-longest reception streak in the nation.
- Among current FBS receivers, Tinsley ranks 10th in career receiving touchdowns (22), 24th in career receiving yards (2,307) and 32nd in career receptions (175).
- A second-team All-Conference USA selection in 2021, Tinsley is one of 10 FBS receivers with 175 receptions, 2,300 receiving yards and 22 receiving touchdowns in his career.
- Tinsley has 34 career receptions of 20 or more yards and six receptions of 40 or more yards. Eight of those 34 receptions have come at Penn State.
- The Nittany Lions had a program-record 17 different pass-catchers against Ohio.
- Against Ohio, redshirt freshman **Liam Clifford**, redshirt freshman **Jaden Dottin**, freshman **Omari Evans**, freshman **Kaden Saunders** and redshirt freshman **Harrison Wallace III** all made their first career receptions.
- Clifford had a 20-yard reception against Central Michigan.
- Clifford had three catches for 31 yards at Indiana and a 17-yard catch against Maryland.
- Evans hauled in a 32-yard touchdown pass in the third quarter, his first career reception and first career touchdown reception, against Ohio.
- Dottin made his first career start vs. Ohio.
- Wallace had four receptions for 35 yards against the Bobcats and a 26-yard reception vs. Central Michigan.
- Wallace hauled in a career-long 48-yard reception at Michigan. It's Penn State's longest reception by a wide receiver this season.
- Wallace had a 17-yard catch against Minnesota and a 25-yard reception at Rutgers.
- He scored on a 1-yard catch at Indiana.

COACHING STAFF POTW

The Penn State coaching staff chooses players of the week in all three phases. Here are their selections:

SEPT. 1 - PURDUE

- Offensive: Olumuyiwa Fashanu/Keyvone Lee
- Defensive: Joey Porter Jr.
- Special Teams: Barney Amor
- D-Squad Offensive: Vega Ioane/Mason Stahl
- D-Squad Defensive: Cody Romano/Andrew Sharga
- D-Squad Special Teams: Cody Romano

SEPT. 10 - OHIO

- Offensive: Nicholas Singleton
- Defensive: Chop Robinson
- Special Teams: Devyn Ford
- D-Squad Offensive: Grayson Kline/Robert Rossi
- D-Squad Defensive: Stephen Ripka/Jake Wilson
- D-Squad Special Teams: Tyler Holzworth

SEPT. 17 - AUBURN

- Offensive: Offensive Line
- Defensive: Ji'Ayir Brown/Adisa Isaac
- Special Teams: Jake Pinegar
- D-Squad Offensive: Jan Mahlert/Sam Siafa
- D-Squad Defensive: Rodney McGraw/Jeffrey Davis Jr.
- D-Squad Special Teams: Jaden Seider

SEPT. 24 - CENTRAL MICHIGAN

- Offensive: Kaytron Allen
- Defensive: Kalen King
- Special Teams: Barney Amor
- D-Squad Offensive: Beau Pribula/Matt Detisch
- D-Squad Defensive: Mehki Flowers/Smith Vilbert
- D-Squad Special Teams: Cody Romano

OCT. 1 - NORTHWESTERN

- Offensive: Brenton Strange/Sal Wormley
- Defensive: Ji'Ayir Brown/PJ Mustipher
- Special Teams: Barney Amor
- D-Squad Offensive: Jim Fitzgerald/Tyler Holzworth
- D-Squad Defensive: Cody Romano/Smith Vilbert
- D-Squad Special Teams: Jan Mahlert

OCT. 15 - MICHIGAN

- D-Squad Offensive: Anthony Ivey/Ian Harvie
- D-Squad Defensive: Jake Wilson
- D-Squad Special Teams: Keon Wylie

OCT. 22 - MINNESOTA

- Offensive: Sean Clifford
- Defensive: Curtis Jacobs
- Special Teams: Dominic DeLuca
- D-Squad Offensive: Ben Hartman/Wide Receivers
- D-Squad Defensive: Davon Townley Jr./Cristian Ripka
- D-Squad Special Teams: Jason Estrella

OCT. 29 - OHIO STATE

- D-Squad Offensive: Sam Siafa/Amiel Davis
- D-Squad Defensive: Davon Townley Jr./Stephen Ripka
- D-Squad Special Teams: Jaden Seider

NOV. 5 - INDIANA

- Offensive: Kaytron Allen/Nicholas Singleton
- Defensive: Defensive Line
- Special Teams: Jake Pinegar
- D-Squad Offensive: Kaden Saunders/Jim Fitzgerald
- D-Squad Defensive: Davon Townley Jr./Keon Wylie
- D-Squad Special Teams: Jace Tutty

NOV. 12 - MARYLAND

- Offensive: Nicholas Singleton
- Defensive: Chop Robinson/Abdul Carter
- Special Teams: Jake Pinegar
- D-Squad Offensive: Tyler Johnson/Kaleb Artis
- D-Squad Defensive: Jake Wilson/Cody Romano
- D-Squad Special Teams: Jan Mahlert

NOV. 19 - RUTGERS

- Offensive: Kaytron Allen
- Defensive: Curtis Jacobs/Abdul Carter
- Special Teams: Nicholas Singleton
- D-Squad Offensive: Ben Hartman/Jason Estrella
- D-Squad Defensive: Davon Townley Jr./Keon Wylie
- D-Squad Special Teams: Stephen Ripka

NOV. 26 - MICHIGAN STATE

- Offensive: Theo Johnson
- Defensive: Kalen King
- Special Teams: Ji'Ayir Brown
- D-Squad Offensive: Jim Fitzgerald/Jan Mahlert
- D-Squad Defensive: Jake Wilson
- D-Squad Special Teams: Jason Estrella



Mitchell Tinsley

PARKER WASHINGTON



WASHINGTON STATS

CAREER RECEPTIONS

146

Washington has 146 receptions, ranking ninth all-time at PSU.

CAREER RECEIVING YARDS

1,920

Washington has 1,920 career receiving yards, sitting 12th in program history.

CAREER RECEIVING TDS

12

Washington has hauled in 12 receiving touchdowns, ranking 16th at Penn State.

CONSECUTIVE GAMES WITH A RECEPTION

32

Washington has a reception in all 32 games in his Penn State career, the nation's 16th-longest active reception streak.

20+ YARD RECEPTIONS

30

Washington has made 30 receptions of 20 or more yards as a Nittany Lion, including 10 in 2022.

OFFENSIVE LINE NOTES

- Offensive line coach **Phil Trautwein** enters his third season at Penn State.
- He was named to the American Football Coaches Association (AFCA) Class of 2021 "35 Under 35" list, recognizing the top-35 football coaches under the age of 35. He was the only Big Ten coach and the only offensive line coach on the 2021 list.
- In his three seasons at Penn State, Trautwein has helped 12 offensive linemen to earn All-Big Ten honors, including five in 2022.
- He's coached 22 All-Conference selections over the last five seasons, which includes a stint at Boston College as the offensive line coach.
- Trautwein was a two-time All-SEC selection and two-time team captain as a left tackle at Florida, earning first-team honors in 2008 and second-team accolades in 2006.
- He was part of the Gators winning the BCS National Championship and SEC titles in the 2006 and 2008 seasons.
- Sophomore **Olumuyiwa Fashanu** has appeared in 17 games and made 10 starts at left tackle.
- Fashanu was named a second-team All-American by the Walter Camp Football Foundation.
- He was tabbed second-team All-Big Ten by the coaches and third-team All-Big Ten by the media.
- The sophomore has not allowed a sack and allowed only seven pressures in 299 pass blocking snaps this season.
- Redshirt senior center **Juice Scruggs** has made 25 career starts on the offensive line, including starting at center in all 12 games this season.
- Scruggs was a third-team All-Big Ten selection by the coaches.
- According to Coaches by the Numbers, Scruggs has not allowed a sack in 393 pass plays this season.
- Redshirt junior tackle **Caedan Wallace** has 27 starts at right tackle and owns 33 career appearances.
- Redshirt freshman **Landon Tengwall** started the first five games of 2022, while redshirt senior **Bryce Effner** has started five games this year.
- Redshirt junior **Sal Wormley** has started 12 games.
- Effner (media) and Wormley (coaches, media) were both honorable mention All-Big Ten selections.
- Tengwall and Wormley made their first career starts at Purdue.
- Redshirt senior **Hunter Nourzad** was an honorable mention All-Big Ten selection by the coaches and media in his first season in Happy Valley.
- Freshman **Drew Shelton** made his first career start at Indiana and has not allowed a sack in 123 pass plays this season, according to Coaches By The Numbers.
- The Nittany Lions allowed no sacks against Auburn, Northwestern, Minnesota or Maryland. The four games without allowing a sack are the most for Penn State since 2011 (five games).
- Penn State didn't allow a sack against Auburn in 2021 or 2022.
- Against the Tigers, the Penn State offensive line paved the way for the Nittany Lions to rush for 245 yards and five touchdowns.
- The PSU offensive line helped the Nittany Lions to rush for 220 yards against Northwestern.
- PSU gained 179 yards and scored four times on the ground at Indiana. Allen scored three rushing touchdowns, becoming first Penn State freshman with three rushing touchdowns in a game since Austin Scott against Kent State in 2003.
- The Nittany Lions have reached 200 rushing yards in five games this season (Ohio, 234; Auburn, 245; Northwestern, 220; Maryland, 249; Rutgers, 237).
- The Nittany Lion offensive line has aided **Nicholas Singleton** to rank second in 40+ yard runs (6), third in 30+ yard runs (8) and seventh in 50+ yard runs (3).
- The Penn State offensive line has helped Singleton and **Kaytron Allen** to earn five 100-yard rushing games.
- Singleton has three 100-yard games and three games with multiple rushing touchdowns. Allen has two 100-yard games and two multi-touchdown games.

NITTANY LIONS IN THE NFL

- A total of 43 Penn State football alumni are populating the rosters of 25 National Football League teams.
- The Nittany Lions annually are among the top 20 programs nationally in producing players in the NFL. In addition, three former Nittany Lions are members of NFL coaching staffs.
- Nine players from PSU's 2021 squad are on NFL teams.

NITTANY LIONS ON NFL ROSTERS

(Pro Experience in Parentheses)

- Atlanta Falcons (2):** Arnold Ebiketie (R), Derrick Tangelo (R)
- Arizona Cardinals (2):** Jesse Luketa (R), Trace McSorley (4)
- Baltimore Ravens (2):** Odafe Oweh (2), Jordan Stout (R)
- Buffalo Bills (2):** Ryan Bates (4), DaQuan Jones (9)
- Carolina Panthers (2):** Yetur Gross-Matos (3), Brandon Smith (R)
- Chicago Bears (1):** Jaquan Brisker (R)
- Cleveland Browns (1):** Jesse James^{IR} (7)
- Cincinnati Bengals (1):** Nick Bowers (2)
- Dallas Cowboys (2):** Connor McGovern (4), Micah Parsons (2)
- Denver Broncos (1):** KJ Hamler^{IR} (3)
- Detroit Lions (3):** Jason Cabinda (5), Sam Ficken (6), Amani Oruwariye (4)
- Green Bay Packers (2):** Adrian Amos^C (8), Rasheed Walker (R)
- Indianapolis Colts (1):** Will Fries (2)
- Los Angeles Chargers (1):** Austin Johnson^{IR} (7)
- Los Angeles Rams (3):** Grant Haley^{IR} (3), Allen Robinson II^{IR} (9), Nick Scott (4)
- Miami Dolphins (1):** Mike Gesicki (5)
- Minnesota Vikings (1):** Dan Chisena (3)
- New Orleans Saints (1):** Blake Gillikin (3)
- New York Giants (2):** Saquon Barkley (5)^C, Cam Brown (3)^C
- Philadelphia Eagles (1):** Miles Sanders (4)
- Pittsburgh Steelers (2):** Marcus Allen (4), Pat Freiermuth (2)
- San Francisco 49ers (2):** Kevin Givens (3), Robbie Gould (18)
- Tampa Bay Buccaneers (3):** Chris Godwin (6), Carl Nassib (7), Donovan Smith (8)
- Tennessee Titans (1):** John Reid (3)
- Washington Commanders (3):** Tariq Castro-Fields^{IR} (R), Jahan Dotson (R), Shaka Toney (2)

*Italics indicates practice squad | ^C Team Captain | ^{IR} Injured Reserve
As of December 8, 2022

THREE FORMER LIONS ON NFL COACHING STAFFS

Three former Nittany Lions are patrolling the sidelines as part of NFL coaching staffs in 2022.

- D'Anton Lynn (Baltimore, defensive backs)
- Jeff Nixon (Carolina, assistant head coach, offense)
- DeOn'tae Pannell (Detroit, WCF minority coaching assistant)



Olumuyiwa Fashanu

DEFENSIVE NOTES

- **Manny Diaz** is in his first season as Penn State's defensive coordinator and linebackers coach and was a Broyles Award semifinalist.
- Diaz, who has 24 years of collegiate coaching experience, including three as a head coach and 13 as a defensive coordinator, joined PSU after spending six seasons (2016-21) at Miami, including three seasons as head coach (2019-21), where he coached the Hurricanes to three bowl appearances.
- Penn State had 10 All-Big Ten selections on defense, led by first-team selection CB **Joey Porter Jr.**
- Porter and CB **Kalen King** were tabbed second-team All-America by the Walter Camp Football Foundation, while Porter added second-team All-America honors from the AFCA, AP & FWAA.
- Penn State tallied a school-record 16 pass breakups at Purdue, including six by Porter, the most by an FBS team in a game since Tulane had 20 vs. East Carolina in 2018.
- Porter's six pass breakups are a school record, tied for a then-Big Ten single-game record and are tied for the second-most in an FBS game this season.
- Penn State forced four takeaways (two fumbles, two interceptions) at Auburn.
- The Nittany Lions recorded four takeaways and 13 pass breakups against Central Michigan.
- The Nittany Lions held Northwestern to zero or negative yards on 14 of the Wildcats' 28 rushes (31 total rushing yards).
- Penn State held Northwestern without a first down in the first quarter and forced five three-and-outs to start the game, the most against a Big Ten foe since 2011 vs. Illinois (six).
- The Nittany Lions forced three turnovers against the Wildcats (two fumbles, one interception).
- Penn State forced 11 turnovers in a three-game span (Auburn, Central Michigan, Northwestern), the most in any three-game stretch since forcing 13 in 1996 (5 vs. Northwestern, 5 vs. Michigan, 3 vs. Michigan State).
- At Michigan, LB **Curtis Jacobs** recorded a 47-yard pick-six in the second quarter.
- The Nittany Lions held Michigan to 145 passing yards and limited Minnesota to 175 passing yards.
- Penn State held Minnesota to 2-of-13 (15.3 percent) on third down. The Gophers began the game 0-of-6 after entering the game with an FBS-leading 66.2 conversion percentage.
- PSU also forced a red-zone stop against the Buckeyes, after OSU entered the game with a perfect red-zone conversion rate.
- Penn State finished the Indiana game with 16 tackles for loss and six sacks. The 16 tackles for loss are tied for the most in program history.
- The Nittany Lions recorded eight tackles for loss and three sacks in the first quarter. PSU finished the first half with 13 tackles for loss and six sacks.
- The Nittany Lions had 11 players record at least one tackle for loss. The 11 players with a full tackle for loss are the most in a game for Penn State since the tackle for loss became an official stat.
- Against Maryland, Penn State recorded a shutout, its eighth since 2014, and limited Maryland 134 total yards (74 pass; 60 rush), the fewest since giving up 104 to Purdue in 2019.
- The 134 yards are the fourth-fewest given up in a Big Ten game for Penn State.
- Penn State had six or more sacks in back-to-back games (6, at Indiana; 7, Maryland) for the first time since 2007.
- With two defensive touchdowns at Rutgers, on a 14-yard fumble return by **Kobe King** and a 70-yard fumble return by **Ji'Ayir Brown**, it marks the first game since 2005 (vs. Illinois) which Penn State has had multiple defensive touchdowns.
- The Nittany Lions held Rutgers to 32 rushing yards on 35 carries.
- At Rutgers, Penn State earned its second game with at least 15 tackles for loss this season (Indiana, 16; Rutgers, 15), the first time PSU has recorded 15+ tackle for loss multiple times in a season since 2018 (Kent State, 16; Maryland, 15).
- The Nittany Lions held Michigan State to 25 yards rushing, 96 yards below their season average, and broke up 10 passes.
- Penn State has recorded at least seven tackles for loss in each of the last seven games (Michigan, 7; Minnesota, 7; Ohio State, 7; Indiana, 16; Maryland, 9; Rutgers, 15; Michigan State, 7).
- Penn State has limited nine opponents to less than 100 rushing yards this season (Purdue, 61; Ohio, 99; Central Michigan, 88; Northwestern, 31; Ohio State, 98; Indiana, 65; Maryland, 60; Rutgers, 32; Michigan State, 25).
- PSU has held 10 of its last 11 opponents under their season rushing average entering the game and, in the season opener, held Purdue under its 2021 season average (84.2).
- Penn State leads the country with 82 pass breakups. The Nittany Lions have recorded 80 or more pass breakups in a season eight previous times (110, 1996; 82, 1995; 96, 1993; 107, 1992; 129, 1991; 97, 1990; 110, 1987; 88, 1986).
- PSU had four games with double-digit pass breakups this season (16 at Purdue; 15 vs. Central Michigan; 11 vs. Northwestern; 11 vs. Michigan State).
- King is tied second in the nation with 18 pass breakups. He also has two interceptions.
- Penn State ranks ninth in the country in scoring defense (18.0).
- The Nittany Lions hold 10th in the country with 24 takeaways this season (12 fumble recoveries, 12 interceptions).
- Penn State has held opponents to a 52.75 completion percentage (230-of-436), good for fifth in the country and second among Power Five teams.
- PSU has held five teams under a 50 percent completion percentage this season (Ohio, 42.5; Northwestern, 40.5; Minnesota, 40.9; Maryland, 47.8; Rutgers, 44.1).
- Penn State leads the Big Ten with 95 tackles for loss and 37 sacks.
- Twenty-six different Nittany Lions have at least a full tackle for loss, second-most in the nation behind Clemson (27).
- The Nittany Lions have 16 players who have recorded at least one sack this season, tied-most in the nation and most among Power Five teams.
- The Nittany Lions hold second in the nation in passing efficiency defense (104.0).
- Penn State sits seventh in the country and leads the Big Ten in red zone defense, allowing a 71.8 conversion rate. The Nittany Lions have made 11 red zone stops this season.
- Over the last eight seasons, PSU sits second nationally in sacks per game (3.01; trailing only Clemson), third in QB hurries (953), fourth in total pressures generated (1,435), fourth in fewest passing TDs allowed per game (1.07), sixth in fewest passing yards per attempt (6.24), fifth in tackles for loss percentage (10.72) and 11th in fewest rushing yards per attempt (3.57).
- Penn State's 301 sacks over the last eight years (2015-22) are fourth behind Clemson (370), Alabama (349) and Pitt (330).
- Over the last eight years, Penn State has accumulated a 8.43 percent sack percentage (301 sacks on 4,232 plays), which ranks eighth in the FBS.
- Since 2014, Penn State has held opponents to seven or less points 25 times, tied sixth-most among FBS teams. Nineteen of those 25 games have been against Big Ten opponents.
- In the **James Franklin** era, Penn State has recorded eight shutouts, tied fourth-most among FBS teams. PSU also has the fifth-most shutouts (13) in the FBS since 2007.
- Since 2014, PSU has held an opponent under 300 total yards 51 times, seventh-most among FBS teams.
- Since 2014, the Nittany Lions have allowed less than 200 passing yards in 64 games, eighth-most among FBS teams, and have held opponents under 100 passing yards in 17 games in that span, tied 11th-most among FBS teams.
- Since 2014, Penn State has held opponents under 100 rushing yards on 48 occasions, 11th-most among FBS teams, and have held opponents under 50 rushing yards in 18 games, 11th-most among FBS teams.
- Penn State has registered 10 or more tackles for loss 28 times since 2014, tied second-most among FBS teams.
- The Nittany Lions have forced multiple takeaways in a game on 48 occasions since 2014 and six times in 2022.

PJ MUSTIPHER



MUSTIPHER STATS

CAREER TACKLES

141

Mustipher has made 141 career stops at Penn State, including 37 tackles in 2019, 35 in 2020 and 34 in 2022.

CAREER SOLO TACKLES

66

Sixty-six of Mustipher's 141 career tackles are solo tackles.

CAREER TFL

11.0

Mustipher has tallied 11.0 career tackles for loss as a Nittany Lion.

CAREER SACKS

3.0

Mustipher has collected three sacks in his time in Happy Valley.

FORCED FUMBLES

2

Mustipher has forced two fumbles as a Nittany Lion.

DEFENSIVE LINE NOTES

- **John Scott Jr.** is in his third season heading the Nittany Lion defensive line corps. Scott brings 18 years of collegiate coaching experience to the Penn State defensive line room with two additional years of coaching experience in the NFL.
- In Scott's first two seasons at Penn State, the Nittany Lions had three first-team All-Big Ten selections in Odafé (Jayson) Oweh and Shaka Toney in 2020 and Arnold Ebiketie in 2021.
- DT **PJ Mustipher**, a senior and second-year team captain, anchors the Nittany Lion defensive line room, having appeared in 52 career games and making 28 starts. In his Penn State career, Mustipher owns 141 tackles, 11.0 tackles for loss and three sacks.
- Mustipher earned All-Big Ten second team (coaches) and third team (media) honors in 2022.
- The senior led Penn State with six tackles (three solo) against Central Michigan and eight tackles (four solo) vs. Northwestern. He added a half-tackle for loss against the Wildcats.
- Redshirt senior DE **Nick Tarburton** has appeared in 34 career games, making 20 starts.
- Tarburton was an honorable mention All-Big Ten selection by the coaches.
- He had a strip-sack late in the second quarter vs. Northwestern, earning his first career forced fumble.
- Tarburton also recovered a fumble vs. Northwestern, his second career fumble recovery.
- The redshirt senior registered a career-high two tackles for loss at Indiana, both in the first quarter, including a solo sack.
- Tarburton collected 1.5 tackles for loss at Rutgers.
- He broke up two passes against Michigan State.
- Redshirt junior DE **Adisa Isaac** earned his first career start against Purdue. He leads the D-Line with nine tackles for loss this year.
- Isaac garnered All-Big Ten third team honors from the coaches.
- He tallied two stops and a tackle for loss vs. Ohio.
- Isaac recorded a career-high three tackles for loss, including a solo sack, at Auburn. He added two QB hurries.
- Isaac posted a career-high five tackles vs. Minnesota.
- The redshirt junior collected two tackles for loss, on back-to-back plays in the first quarter, at Indiana, including a solo sack.
- Isaac had four tackles, including one for loss, against Maryland.
- He recorded a solo sack against Michigan State.
- Penn State welcomed sophomore DE **Chop Robinson** to the program this summer.
- Robinson picked up All-Big Ten honorable mention honors from the coaches and media.
- According to Pro Football Focus, Robinson leads Power Five edge rushers with a 91.6 pass rush grade this season.
- At Auburn, Robinson recorded his first sack as a Nittany Lion with a strip-sack in the second quarter. Robinson also recovered a fumble in the third quarter.
- Against Michigan, Robinson notched a career-best five tackles (four solo) and had a key pass breakup, which resulted in **Curtis Jacobs'** 47-yard pick-six.
- Robinson had two tackles for loss, including a solo sack, at Indiana.
- He notched a career-high two sacks and had three solo tackles against Maryland.
- Freshman DE **Dani Dennis-Sutton** collected his first career tackle for loss and sack in the fourth quarter at Auburn.
- Dennis-Sutton notched two sacks, both in the fourth quarter, against Central Michigan.
- The freshman recorded his first career interception at Indiana, returning it 20 yards to setup a PSU touchdown.
- Redshirt junior DT **Hakeem Beamon** had a solo tackle for loss at Michigan, at Indiana and vs. Maryland.
- Beamon had 1.5 tackles for loss at Rutgers, bringing his season total to six.
- He tied a career high with three tackles vs. Michigan State.
- Redshirt junior DT **Dvon Ellies** has also seen valuable time at defensive tackle, making two career starts.
- Ellies forced a fumble in the second quarter at Michigan.
- He notched a solo tackle for loss vs. Ohio State.
- Sophomore DT **Coziah Izzard** posted two tackles for loss, including a solo sack, at Michigan.
- Ellies and Izzard both recorded a solo sack at Indiana.
- Freshman DT **Zane Durant** made his collegiate debut against Purdue and recorded his first career sack on the opening drive against Maryland.
- Sophomore DE **Amin Vanover** registered his first career sack vs. Maryland, while DT **Jordan van den Berg** forced his second career fumble.
- Vanover recorded a career-high two tackles for loss at Rutgers.



Adisa Isaac

COACHING STAFF NOTES

COACHING STAFF CHANGES

- Penn State added defensive coordinator/linebackers coach **Manny Diaz**, special teams coordinator/outside linebacker/nickels coach **Stacy Collins** and assistant athletic director for football performance enhancement **Chuck Losey**.
- Diaz, who has 24 years of collegiate coaching experience, including three as a head coach and 13 as a defensive coordinator, joins the Nittany Lions after spending six seasons (2016-21) at the University of Miami, including three seasons as head coach (2019-21).
- Collins, who has 24 years of collegiate coaching experience, joins the Nittany Lions after spending the 2021 season as Boise State's special teams coordinator and edge coach.
- During the 2021 campaign, Collins' special teams unit blocked three punts (T-7th nationally) and four kicks overall to rank ninth in FBS. Of the three blocked punts, two were returned for touchdowns.
- Losey, who was previously associate director of performance enhancement for football, will lead the performance enhancement staff for football. He replaces Dwight Galt III, who retired.

LETTERMEN MAKING THEIR RETURN

- Eight members of the coaching and support staff played at PSU.
- Associate head coach/cornerbacks coach **Terry M. Smith** was a three-year starter at wide receiver from 1989-91. He ranks tied for 10th in career receiving touchdowns (15), 13th in career receiving yardage (1,825) and 14th in career receptions (108).
- Tight ends coach **Ty Howle** was a four-year letterwinner on the Penn State offensive line from 2009-13. He played in 47 career games, making 13 starts. The 2013 team captain made starts at center and left guard and was a four-time Academic All-Big Ten selection.
- Defensive graduate assistant **Deion Barnes** made 31 starts as a Nittany Lion from 2012-14. In 2014, Barnes tallied 12.5 tackles for loss and six sacks. He led PSU with 10 tackles for loss and six sacks in 2012 to earn consensus freshman All-American honors.
- Analyst and analytics coordinator **Dan Connor** was a two-time first team All-America linebacker for Penn State in 2006 and 2007, the 14th Nittany Lion to be named a two-time first-team All-American. He finished his career as Penn State's all-time leader with 419 tackles.
- Assistant director of performance enhancement **Tyrone Smith** was a defensive tackle for PSU and lettered during the 2014 season.
- Assistant recruiting coordinator **Alan Zemaitis** was a four-year letterman and three-time All-Big Ten selection for the blue and white from 2002-05. Zemaitis sits tied fifth all-time at Penn State with 12 career interceptions. He also holds fifth all-time at Penn State with 46 passes defended. Zemaitis helped the Nittany Lions to a Big Ten Championship in 2005.
- Director of football academic services **Todd Kulka** lettered as a linebacker and graduated in 1995. He helped Penn State to a 9-3 record and an Outback Bowl victory in 1995.
- Director of the football letterman's club **Wally Richardson** was a four-year letterman as a quarterback in 1992 and 1994-96. Richardson ranks 12th all-time at Penn State with 4,419 career passing yards. He also sits eighth all-time with 378 completions and 12th all-time with 27 touchdown passes.

ASSISTANT COACHES



Manny Diaz
Defensive Coord./
Linebackers
Field



Mike Yurcich
Offensive Coord./
Quarterbacks
Field
Mike YUR-sitch



Stacy Collins
Special Teams
Coord./Outside LB/
Nickels
Field



Ty Howle
Tight Ends
Booth
Ty Howl



Anthony Poindexter
Co-Defensive
Coordinator/Safeties
Booth



John Scott Jr.
Run Game Coord./
Defensive Line
Field



Ja'Juan Seider
Co-Offensive Coord./
Running Backs
Field
JAY-juan cider



Terry M. Smith
Assoc. Head Coach/
Cornerbacks
Field



Taylor Stubblefield
Wide Receivers
Field



Phil Trautwein
Offensive Line
Field
Phil trout-wine

CORNERBACKS NOTES

- **Terry M. Smith** is in his ninth season as Penn State's cornerbacks coach. He is also the program's associate head coach and defensive recruiting coordinator.
- Over the last seven seasons, Smith has tutored a secondary which has seen eight defensive backs taken in the NFL Draft, including two in 2022, tied for the ninth-most nationally.
- Smith was a four-year letterwinner (1988-91) and three-year starter at wide receiver at Penn State. He ranks tied for 10th in career receiving touchdowns (15), 13th in career receiving yardage (1,825) and 14th in career receptions (108).
- Penn State's cornerbacks room is led by **Joey Porter Jr.**, who has played in 34 career games with the Nittany Lions and has made 30 starts.
- Penn State has held opponents to a 52.75 completion percentage (230-of-436), good for fifth in the country and second among Power Five teams.
- PSU has held five teams under a 50 percent completion percentage this season (Ohio, 42.5; Northwestern, 40.5; Minnesota, 40.9; Maryland, 47.8; Rutgers, 44.1).
- Penn State leads the country with 82 pass breakups. The Nittany Lions have recorded 80 or more pass breakups in a season eight previous times (110, 1996; 82, 1995; 96, 1993; 107, 1992; 129, 1991; 97, 1990; 110, 1987; 88, 1986).
- PSU had four games with double-digit pass breakups this season (16 at Purdue; 15 vs. Central Michigan; 11 vs. Northwestern; 11 vs. Michigan State).
- Porter and CB **Kalen King** were tabbed second-team All-America by the Walter Camp Football Foundation, while Porter added second-team All-America honors from the FWAA, AFCA and AP.
- Porter was a first-team All-Big Ten selection by the coaches and media.
- He was a semifinalist for the Bednarik Award, Lott IMPACT Trophy and Jim Thorpe Award.
- King is tied second in the nation with 18 pass breakups. He also has two interceptions.
- Porter Jr. is tied 24th with 11 pass breakups, while CB **Johnny Dixon** has eight breakups and two interceptions.
- In man coverage, Porter has allowed just nine catches in 26 targets (34.6%) and 70 yards.
- Porter tallied a career-high six pass breakups against Purdue, earning Bednarik Award National Player of the Week honors.
- The junior added a team-high eight tackles and made his first career fumble recovery.

- Porter's six pass breakups vs. the Boilermakers set a school record and tied a then-Big Ten single-game record and are tied for the second-most in an FBS game this season.
- He recorded five tackles and three pass breakups vs. Central Michigan.
- Redshirt junior **Daequan Hardy** accounted for two tackles and two pass breakups, including a key breakup to force a Purdue punt late in the fourth quarter.
- Hardy forced a fumble in the third quarter at Michigan and picked off a pass and returned it 18 yards at Indiana.
- King was selected third-team All-Big Ten by the coaches and media.
- King forced and recovered a fumble against Central Michigan, his second career forced fumble and first recovery. He also broke up four passes.
- King registered a solo tackle for loss in the third quarter at Michigan and notched a solo tackle for loss, plus a pass breakup, vs. Ohio State.
- King recorded his first career interception at Indiana.
- He had two pass breakups against Maryland.
- The sophomore broke up a career-high five passes and grabbed his second interception of the season against Michigan State, while also adding a tackle for loss.
- Dixon registered his first career sack and broke up two passes against the Boilermakers.
- Dixon was named honorable mention All-Big Ten by the media.
- He recorded a career-high 1.5 tackles for loss and a solo sack against Ohio.
- Dixon intercepted a pass in the second quarter and tallied three pass breakups against Central Michigan.
- The junior registered a solo sack and forced a fumble against Ohio State. He added a solo tackle for loss at Indiana.
- Dixon recorded his second interception of the season at Rutgers.
- According to Coaches By The Numbers, Dixon (33.3 percent), King (44.7) and Porter (42.3) are allowing under a 45.0 completion percentage when targeted.
- Junior **Marquis Wilson** has played in 37 games, including two starts, with 54 tackles, five pass breakups, four forced fumbles and two interceptions.
- Wilson made a tackle for loss and forced a fumble, on the same play, at Rutgers. It was his third career tackle for loss.

JOEY PORTER JR.



PORTER STATS

CAREER TACKLES

114

Porter has recorded 114 tackles as a Nittany Lion.

CAREER SOLO TACKLES

87

Eighty-seven of Porter's 114 tackles are solo stops.

CAREER TFL

2.0

Porter has two tackles for loss in his Penn State career, including a solo sack.

CAREER PASS BREAKUPS

20

Porter has 20 pass breakups as a Nittany Lion, including 11 breakups, tied 24th in the FBS, this season.

CAREER FUMBLE RECOVERIES

1

Porter registered his first career fumble recovery at Purdue.



Kalen King



Johnny Dixon

LINEBACKERS NOTES

- In addition to leading the defense, **Manny Diaz** also coaches the linebacker unit.
- Penn State's linebacker corps is led by **Curtis Jacobs**, an honorable mention All-Big Ten selection in 2022, who has played in 31 career games and made 22 starts.
- Jacobs collected three tackles, including a solo sack, at Auburn.
- Jacobs earned his first career fumble recovery on a muffed punt by Central Michigan. Jacobs also recovered a fumble against Northwestern.
- The Maryland native recorded a 47-yard pick-six in the second quarter at Michigan. It was his second career interception and first career pick-six.
- Jacobs registered a career-high 14 tackles (7 solo) and two tackles for loss vs. Minnesota.
- Jacobs tied a career high with two tackles for loss at Rutgers, including a strip-sack for his first career forced fumble.
- Redshirt senior **Jonathan Sutherland** brings a wealth of experience to the linebackers room, having played in 57 career games.
- Sutherland joins Sean Clifford as the only four-time team captains in program history and was a semifinalist for the National Football Foundation's William V. Campbell Trophy.
- Sophomore **Tyler Elsdon** registered his first career sack at Rutgers and recovered his first career fumble against Michigan State.
- Freshman **Abdul Carter** paces all Big Ten freshmen in tackles for loss (10.5) and sacks (6.5). Among FBS freshmen, he is tied first in sacks and ranks second in tackles for loss.
- Since 2000, Carter and Dan Connor (15 TFL, 6.5 sacks; 2007) are the only Penn State linebackers to put up 10+ tackles for loss and 6+ sacks in a season and Carter and Deion Barnes (10 TFL, 6 sacks; 2012) are the only Penn State freshman with 10+ tackles for loss and 6+ sacks in a season.
- Carter was named a finalist for the Shaun Alexander Freshman of the Year Award.
- He was tabbed second-team All-Big Ten by the media and third-team by the coaches.
- Carter was selected a True Freshman All-American by PFF, On3, 247Sports and College Football News.
- The true freshman made six stops (all solo) at Auburn, tying for the team lead. Carter added his first career sack, and tackle for loss, and forced a fumble in the second quarter, his first career forced fumble.
- Making his first career start, Carter collected a career-best eight tackles against Minnesota.
- Carter had four tackles and a solo sack vs. Ohio State.
- He tallied seven tackles, a sack, a forced fumble, a pass breakup and two QB hurries against Maryland.
- The freshman collected two tackles for loss, including a solo sack, at Rutgers.
- Carter registered career highs with three tackles for loss and two sacks against Michigan State. He tied for the team lead with seven tackles.
- At Rutgers, **Dominic DeLuca** finished the game with a career-high 1.5 tackles for loss, including his first career sack.
- Redshirt freshman **Kobe King** collected a career-best eight tackles, including 2.5 for loss, at Indiana.
- King had a 14-yard scoop-and-score at Rutgers, his first career fumble recovery and touchdown.



Abdul Carter

SAFETIES NOTES

- Co-Defensive coordinator/safeties coach **Anthony Poindexter** is in his second season on the Nittany Lion coaching staff.
- Poindexter has 18 years of collegiate coaching experience, including seven as a defensive or co-defensive coordinator.
- As a player, Poindexter, a two-time consensus All-American at Virginia and was chosen as the 1998 ACC Defensive Player of the Year.
- Poindexter was inducted into the College Football Hall of Fame in 2020.
- Senior **Ji'ayir Brown** leads the Penn State safeties and was selected third-team All-Big Ten by the coaches and media.
- Brown earned Big Ten Defensive Player of the Week honors after collecting five tackles (four solo), a solo sack, a forced fumble and an interception at Auburn. The strip-sack, in the third quarter, was his first career sack and second career forced fumble.
- Brown was also named Bronko Nagurski National Defensive Player of the Week following his performance at Auburn.
- Brown intercepted a pass and returned it 30 yards against Northwestern for his eighth career interception.
- He also had a solo tackle for loss against the Wildcats to go with six tackles (five solo).
- Brown notched a team-high nine tackles (seven solo) at Michigan, including a solo tackle for loss. He had seven tackles in the first quarter.
- Brown had seven tackles and an interception against Minnesota. He returned the interception 35 yards.
- He had a team-high eight tackles vs. Ohio State. He added a solo sack at Indiana and another solo sack vs. Maryland.
- The senior added a pass breakup against the Terps.
- Brown recovered a fumble and returned it 70 yards for a touchdown at Rutgers.
- The scoop-and-score was his second career touchdown, joining his 87-yard pick-six at Maryland in 2021.
- Brown forced a fumble on a punt return and tied for the team high with seven tackles against Michigan State.
- Since 2000, Brown has the third most career interception return yards (204) at Penn State, trailing only Alan Zemaitis (269; 2003-05) and Anthony Scirrotto (234; 2005-08).
- Brown has had a hand in 15 takeaways as a Nittany Lion (9 interceptions, 3 forced fumbles, 3 fumble recoveries).
- Brown was on the watch lists for the Bednarik Award and Jim Thorpe Award.
- Junior **Keaton Ellis** brings a wealth of experience to the Penn State secondary, having appeared in 42 career games, making 19 starts.
- In his career, Ellis owns three forced fumbles, one fumble recovery, an interception and 10 pass breakups. He has six pass breakups this year.
- He tallied a career-best four pass breakups at Purdue.
- Ellis had five tackles and a solo tackle for loss vs. Ohio State.
- Ellis collected a solo tackle for loss at Rutgers.
- Redshirt freshman **Zakee Wheatley** forced a fumble at Purdue, which led to a touchdown drive at the end of the second quarter.
- Wheatley recorded his first career interception in the first quarter at Auburn.
- Wheatley also had an interception against Central Michigan, returning it 34 yards. He also had a career-high five tackles.
- Sophomore **Jaylen Reed** made three tackles in each game against Purdue, Auburn, Central Michigan and Northwestern.
- Reed recorded four tackles at Michigan and a career-high five tackles, including a tackle for loss, at Indiana.
- He broke up a pass against Michigan State.
- Freshman **Kevin Winston Jr.** made his debut against Ohio, recording three tackles.
- Winston registered his first career tackle for loss at Rutgers.

Ji'AYIR BROWN



BROWN STATS

CAREER TACKLES

145

Brown has made 145 tackles through his three seasons in Happy Valley.

CAREER SOLO TACKLES

116

116 of Brown's 145 tackles have been solo stops.

CAREER INTERCEPTIONS

9

Brown has recorded nine interceptions as a Nittany Lion, including three in 2022.

CAREER PASS BREAKUPS

9

The senior has broken up nine passes as a Nittany Lion.

CAREER INT RETURN YARDS

204

Brown has notched 204 career interception return yards, including an 87-yard pick-six at Maryland in 2021.

2023 HALL OF FAME BALLOT

- Penn State lettermen **Ki-Jana Carter, D.J. Dozier** and **Paul Posluszny** have been selected as a part of the national ballot for the National Football Foundation's College Hall of Fame's Class of 2023.
- Also on the Hall of Fame ballot is former Nittany Lion student-athlete **Glenn Killinger**, who is among the candidates for the divisional coach Class of 2023. Killinger was inducted into the Hall of Fame as a player in 1966.
- Carter, a running back for the Nittany Lions, was a first-team All-American during the 1994 campaign. Carter staked a claim to being one of the most decorated Penn State running backs of all-time with a junior season in which he was fourth nationally in rushing (139.9), second in scoring (10.8 ppg) and fifth in all-purpose yardage (158.4).
- Dozier, a tailback for the Nittany Lions, matriculated to Happy Valley from Virginia Beach, Va. He earned first team All-America honors from the Walter Camp Football Foundation in 1986. Dozier is the only Nittany Lion to lead the team in rushing four consecutive seasons, doing so from 1983-86.
- Posluszny, an outside linebacker for the Nittany Lions, was a first-team All-American in 2005 and 2006. Posluszny became just the second two-time winner of the Chuck Bednarik Award, presented to the nation's top defensive player, in 2006. In 2005, he also won the Butkus Award.
- From Harrisburg, Killinger was a Walter Camp All-American at quarterback for the Nittany Lions in 1921. He coached at Dickinson (1922), Rensselaer (1927-32), Moravian (1933) and West Chester (1934-41, 45-59). Killinger is a member of the Pennsylvania Sports Hall of Fame. He died in 1988.

ACADEMIC ALL-BIG TEN

The Nittany Lions had 32 members earn Academic All-Big Ten selections in Fall 2022. To qualify, an athlete must be enrolled for at least 12 months and hold a grade-point average of 3.0 or higher.

- Barney Amor**, P, R-Sr. - Supply Chain Management
Ben Chizmar, LB, R-Fr. - Information Systems & Technology
Jimmy Christ, OL, R-So. - Supply Chain & Information Systems
Liam Clifford, WR, R-Fr. - Advertising & Public Relations
Sean Clifford, QB, R-Sr. - Journalism
Sebastian Costantini, S, R-Jr. - Computer Science
Nick Dawkins, OL, So. - Recreation, Parks & Tourism Management
Tyler Duzansky, SN, R-Fr. - Division of Undergraduate Studies
Robbie Dwyer, LB, R-Jr. - Health Policy & Administration
Tyler Elsdon, LB, So. - Kinesiology
Jason Estrella, WR, R-Fr. - Biobehavioral Health
Olumuyiwa Fashanu, OL, So. - Supply Chain & Information Systems
Alex Furmanek, DT, R-Jr. - Finance
Mitchell Groh, K, R-Fr. - Business Administration
Tyler Holzworth, RB, R-Fr. - Agriculture
Golden Israel-Achumba, OL, R-So. - Management
Charlie Katshir, LB, R-Sr. - Labor & Human Resources
Jan Mahlert, WR, R-Fr. - Aerospace Engineering
Malick Meiga, WR, So. - Management
Fatorma Mulbah, DT, So. - Supply Chain & Information Systems
Gabe Nwosu, K/P, R-Fr. - Division of Undergraduate Studies
Jake Pinegar, K, R-Sr. - Media Studies
Sander Sahaydak, K, R-Fr. - Communications
Jaden Seider, S, R-Jr. - Labor & Human Resources
Jonathan Sutherland, LB, R-Sr. - Educational Leadership
Nick Tarburton, DE, R-Sr. - Organization Development & Change
Jace Tutty, CB, R-Fr. - Division of Undergraduate Studies
Jordan van den Berg, DT, R-Fr. - Telecommunications
Christian Veilleux, QB, R-Fr. - Marketing
Tyler Warren, TE, So. - Advertising & Public Relations
Jake Wilson, DE, R-So. - Electrical Engineering
Michael Wright, SN, R-So. - Finance

SPECIAL TEAMS NOTES

- **Stacy Collins** is in his first season as Penn State's special teams coordinator/outside linebacker/nickels coach.
- Collins, who has 24 years of collegiate coaching experience, joined the Nittany Lions after spending the 2021 season as Boise State's special teams coordinator and edge coach.
- Since 2019, Penn State's kick return defense ranks third in the nation in percentage of kickoffs returned (17.7; 1st in B1G), fifth in touchback percentage (74.1; 1st), eighth in percentage of kickoffs returned inside the 25 (72.0; 3rd) and 12th in average opponent field position (25.3; 4th).
- Since 2019, Penn State's punt return defense is first in the country in punts inside the 10 (19.7 percent; 1st B1G), ranked third in punts inside the 20 (44.5; 2nd) and eighth in net punting (41.3; 2nd).
- Senior **K Jake Pinegar** holds the all-time record at Penn State (fourth in Big Ten history) with 190 career extra points and sits ninth in career extra point percentage (96.4).
- Pinegar is seventh all-time at Penn State with a 73.1 field goal percentage. He's also fourth in field goal attempts (67) and field goals made (49). The Iowa native is also second on the all-time scoring list with 337 career points. He has 15 career field goals of 40+ yards.
- His 52 extra points in 2022 rank eighth in a season at PSU.
- Pinegar, who was named All-Big Ten honorable mention by the media, hit a career-long 50-yard field goal and made six extra points at Indiana.
- He tallied 12 points vs. Maryland, including field goals of 50, 46 and 21 yards, and three extra points. He was named Big Ten Special Teams Player of the Week.
- Against Rutgers, Pinegar converted six extra points to move past Kevin Kelly (183; 2005-08) for the all-time record at PSU.
- Senior SN **Chris Stoll** is in his fourth season as Penn State's primary long snapper. He's appeared in 46 career games.
- The captain won the Patrick Mannelly Award, honoring the nation's top long snapper.
- Redshirt senior P **Barney Amor**, who was awarded a scholarship during preseason camp, has placed 20 of his 50 punts inside the 20 (40 percent), ranking 23rd in the country, and is third in the nation in percentage of punts inside the 10 (26 percent).
- Amor is tied fifth in the nation in total punts inside the 10 (13) and is tied 34th with 20 punts inside the 20. He has 15 punts of 50+ yards.
- Amor ranks 26th in the FBS and sixth in the Big Ten with a 43.9 punt average. The 43.9 average is the third-best in a season at PSU.
- The redshirt senior was named All-Big Ten honorable mention by the coaches.
- Amor set a career high with eight punt attempts at Purdue, including a 52-yard punt and landed three punts inside the 20, including two inside the 10.
- Against Central Michigan, Amor landed three punts inside the 10, placing them at the CMU 6, 10 and 3.
- Amor placed four of his five punts inside the 20 against Northwestern, including three punts inside the 10. Amor was named Big Ten Special Teams Player of the Week.
- Amor averaged 50 yards per punt (4 punts) vs. Michigan State.
- Freshman P **Alex Bacchetta** made his collegiate debut against Maryland and landed both of his punts inside the 20 and one inside the 10.
- All-Big Ten second team KR **Nicholas Singleton** scored on a 100-yard kickoff return at Rutgers, tied for the second-longest kick return touchdown in program history.
- Singleton had PSU's first kickoff return touchdown since Lamont Wade (100 yards) against Illinois in 2020.
- It was PSU's third kickoff return of 100 or more yards, joining Wade and Chaz Powell (100 yards vs. Youngstown State, 2010).
- LB **Dominic DeLuca** blocked a punt against Minnesota, PSU's first since Journey Brown against Buffalo in 2019.
- S **Jonathan Sutherland** is wearing No. 0 for the third-straight season as the team's special teams leader as part of a new tradition that began in 2020.

BARNEY AMOR



AMOR STATS

PUNT AVERAGE

43.9

Amor is averaging 43.9 yards per punt this season, the third-best average in a season at Penn State.

NET PUNTING

40.58

Penn State ranks 27th in the FBS in net punting.

INSIDE THE 20

20

Amor has placed 20 punts inside the 20 this season, tied 34th in the FBS in total punts inside the 20 and sits 23rd in the country in percentage of punts inside the 20 (40 percent).

INSIDE THE 10

13

Amor has landed 13 punts inside the 10, tied fifth in the country. He also ranks third in the country in percentage of punts inside the 10 (26 percent).

50+ YARD PUNTS

15

Amor has blasted 15 punts of 50+ yards this season.

26 2022 PENN STATE FOOTBALL

NUMERICAL ROSTER (0-47)

NO.	NAME	POS.	EL.	HT.	WT.	HIGH SCHOOL/COACH	HOMETOWN
0	Sutherland, Jonathan ****	LB	R-Sr.+	5-11	214	Episcopal (Va.)/Panos Voulgaris	Ottawa, Ont.
1	Lambert-Smith, KeAndre **	WR	So.	6-1	176	Maury/Dyrry McCain	Norfolk, Va.
2	Ellis, Keaton ***	S	Jr.	5-11	189	State College Area/Matt Lintal	State College, Pa.
3	Dixon, Johnny *	CB	Jr.	6-0	190	Chamberlain/Jason Lane/South Carolina	Tampa, Fla.
3	Washington, Parker **	WR	So.	5-10	212	William B. Travis/Trey Sissom	Sugar Land, Texas
4	King, Kalen *	CB	So.	5-11	189	Cass Tech/Thomas Wilcher	Detroit, Mich.
5	Miller, Cam	CB	Fr.	6-0	178	Trinity Christian Academy/Verlon Dorminey	Fernandina Beach, Fla.
5	Tinsley, Mitchell	WR	Sr.+	6-1	205	Lee's Summit/Eric Thomas/WKU/Hutchinson C.C.	Lee's Summit, Mo.
6	Wallace III, Harrison	WR	R-Fr.	6-1	190	Pike Road/Patrick Browning	Montgomery, Ala.
6	Wheatley, Zakee	S	R-Fr.	6-2	193	Archbishop Spalding/Kyle Schmitt	Crofton, Md.
7	Reed, Jaylen *	S	So.	6-0	208	Martin Luther King Jr./Tyrone Spencer	Detroit, Mich.
7	Saunders, Kaden	WR	Fr.	5-10	177	Westerville South/Matthew Christ	Columbus, Ohio
8	Johnson, Tyler	WR	Fr.	6-0	189	Magna Vista/Joe Favero	Martinsville, Va.
8	Wilson, Marquis **	CB	Jr.	5-11	180	Windsor/Rob Fleeting	Windsor, Conn.
9	Porter Jr., Joey **	CB	R-Jr.	6-2	194	North Allegheny (Pa.)/Art Walker	Bakersfield, Calif.
9	Pribula, Beau	QB	Fr.	6-2	198	Central York/Gerry Yonchiuk	York, Pa.
10	Flowers, Mehki	S	Fr.	6-0	192	Central Dauphin East/Lance Dean	Harrisburg, Pa.
10	Singleton, Nicholas	RB	Fr.	6-0	219	Governor Mifflin/Jeff Lang	Shillington, Pa.
11	Carter, Abdul	LB	Fr.	6-3	233	La Salle College High School/John Steinmetz	Philadelphia, Pa.
12	Ivey, Anthony	WR	Fr.	5-11	191	Manheim Township/Mark Evans	Lancaster, Pa.
13	Allen, Kaytron	RB	Fr.	5-11	201	IMG Academy/Pepper Johnson	Norfolk, Va.
13	Driver, Cristian	ATH	Fr.	5-11	192	Liberty Christian/Jason Witten	Flower Mound, Texas
14	Clifford, Sean ***	QB	R-Sr.+	6-2	212	St. Xavier/Steve Specht	Cincinnati, Ohio
14	Mills, Tyrece	LB	So.	6-1	205	Northeast/Troy Gore/Lackawanna College	Philadelphia, Pa.
15	Allar, Drew	QB	Fr.	6-5	238	Medina/Larry Laird	Medina, Ohio
16	Brown, Ji'Ayir **	S	Sr.+	5-11	202	Trenton Central/Greg Hyslop/Lackawanna College	Trenton, N.J.
16	Dinkins, Khalil	TE	R-Fr.	6-4	238	North Allegheny/Art Walker	Wexford, Pa.
17	Stahl, Mason	WR	R-So.	6-0	198	Baldwin/Loran Cooley	Pittsburgh, Pa.
18	Evans, Omari	WR	Fr.	6-0	182	Shoemaker/Toby Foreman	Killeen, Texas
19	Copening, Xavier	CB	Fr.	6-1	187	Avon Old Farms/Pierce Brennan	Enfield, Conn.
19	Dottin, Jaden	WR	R-So.	6-2	198	Suffield Academy (Conn.)/Drew Gamere	Cambridge, Mass.
20	Isaac, Adisa **	DE	R-Jr.	6-4	243	Canarsie/Brian Ellis	Brooklyn, N.Y.
21	Winston Jr., Kevin	S	Fr.	6-2	200	DeMatha Catholic/Bill McGregor	Columbia, Md.
23	Jacobs, Curtis **	LB	So.	6-1	227	McDonogh School/Hakeem Sule	Glen Burnie, Md.
24	Lee, Keyvone **	RB	So.	6-0	225	American Collegiate Academy/Ken Johnson	St. Petersburg, Fla.
25	Hardy, Daequan **	CB	R-Jr.	5-9	179	Penn Hills/Jon LeDonne	Pittsburgh, Pa.
26	Seider, Jaden	S	R-Jr.	5-10	179	State College Area/Matt Lintal	Morgantown, W.Va.
27	Walchak, Bobby	LB	R-Fr.	5-11	214	Pottsville Area/Tom McGeoy	Pottsville, Pa.
28	Durant, Zane	DT	Fr.	6-1	276	Lake Nona/Anthony Paradiso	Lake Nona, Fla.
29	Costantini, Sebastian *	S	R-Jr.	5-11	188	Malvern Prep/Dave Gueriera	Collegeville, Pa.
30	Davis, Amiel	RB	Fr.	6-0	204	Eastern Regional/John Doherty	Voorhees, N.J.
31	Dinkins, Kolin	CB	Fr.	6-2	182	North Allegheny/Art Walker	Wexford, Pa.
32	Wylie, Keon	LB	Fr.	6-2	206	Imhotep Charter/Devon Johnson	Philadelphia, Pa.
33	Dennis-Sutton, Dani	DE	Fr.	6-5	253	McDonogh School/Hakeem Sule	Millsboro, Del.
34	DeLuca, Dominic	LB	R-Fr.	6-1	209	Wyoming Area/Randy Spencer	West Pittston, Pa.
34	Holzworth, Tyler	RB	R-Fr.	6-0	203	Delaware Valley Regional/Keith Olsommer/Delaware Valley University	Milford, N.J.
35	Sokach-Minnick, Blaise	SN	Fr.	6-3	205	Wyoming Area/Randy Spencer West	Pittston, Pa.
35	Tutty, Jace	CB	R-Fr.	5-11	188	Stroudsburg/Jim Miller	Stroudsburg, Pa.
36	Fisher, Zuriah *	DE	So.	6-3	250	Aliquippa/ Mike Warfield	Aliquippa, Pa.
36	Ripka, Stephen	CB	R-Fr.	6-2	181	Penns Valley/Martin Tobias	Centre Hall, Pa.
37	Brown, Trace	S	Fr.	6-0	157	Reading/Troy Godinet	Reading, Pa.
38	Smith, Tank	RB	R-Jr.	5-7	234	Penn Hills/Jon LeDonne/Saint Francis (Pa.)	Pittsburgh, Pa.
39	Dwyer, Robbie	LB	R-Jr.	6-1	259	Wyoming Valley West/Pat Keating	Pringle, Pa.
39	Green, Jashaun	S	Fr.	6-1	165	State College Area/Matt Lintal	State College, Pa.
40	Williams, Patrick	WR	Fr.	6-0	183	Eagle Academy 2/Kyron Jones	Brooklyn, N.Y.
41	King, Kobe	LB	R-Fr.	6-1	247	Cass Tech/Thomas Wilcher	Detroit, Mich.
42	Buddin, Jamari	LB	R-Fr.	6-2	216	Belleville/Jermain Crowell	Ypsilanti, Mich.
42	Pryts, Jackson	LB	Fr.	6-3	208	Hickory/William Dungee	Hermitage, Pa.
43	Elsdon, Tyler *	LB	So.	6-2	236	North Schuylkill/Wally Hall	Frackville, Pa.
44	Robinson, Chop	DE	So.	6-3	239	Quince Orchard/John Kelley/Maryland	Gaithersburg, Md.
44	Warren, Tyler *	TE	So.	6-6	256	Atlee/Matt Gray	Mechanicsville, Va.
45	Katshir, Charlie ***	LB	R-Sr.	6-3	234	Cumberland Valley/Michael Whitehead	Camp Hill, Pa.
46	Tarburton, Nick **	DE	R-Sr.	6-3	258	Pennridge/Jeff Hollenbach	Green Lane, Pa.
47	Furmanek, Alex	DT	R-Jr.	6-2	297	North East/Shawn Humes	North East, Pa.
47	Pattin, Will	SN/DE	Fr.	6-4	227	Shenango/James Graham	New Castle, Pa.

NUMERICAL ROSTER (48-99)

NO.	NAME	POS.	EL.	HT.	WT.	HIGH SCHOOL/COACH	HOMETOWN
48	Duzansky, Tyler	SN	R-Fr.	6-4	209	St. Francis Prep/Bob McMillen	Glen Ellyn, Ill.
48	Romano, Cody	LB	R-Sr.	6-2	223	Blair Academy/Jim Saylor	Newton, N.J.
49	Chizmar, Ben	LB	R-Fr.	6-0	218	Mars Area/Scott Heinauer	Gibsonia, Pa.
51	Beamon, Hakeem *	DT	R-Jr.	6-3	260	Manchester/Tom Hall	Midlothian, Va.
51	Christ, Jimmy	OL	R-So.	6-7	316	Dominion/Drake Woodard	Sterling, Va.
52	Rulli, Dominic	OL	Fr.	6-3	265	The Taft School (Conn.)/Tyler Whitley	Burlington, Ky.
52	van den Berg, Jordan	DT	R-Fr.	6-3	295	Providence Christian Academy/Parker Conley/Iowa Western	Johannesburg, South Africa
53	Dawkins, Nick *	OL	So.	6-4	315	Parkland/Tim Moncman	Allentown, Pa.
54	Harvie, Ian	OL	Fr.	6-2	260	Spring-Ford/Chad Brubaker	Royersford, Pa.
55	Mulbah, Fatorma	DT	So.	6-3	296	Susquehanna Township/Joe Headen	Harrisburg, Pa.
56	Nelson, JB	OL	Jr.	6-5	300	Mount Lebanon/Bob Palko/Lackawanna College	Pittsburgh, Pa.
56	Vanover, Amin	DE	So.	6-4	264	St. Joseph's/Augie Hoffman	Newark, N.J.
57	Traore, Ibrahim	OL	R-So.	6-5	312	Frederick Douglas Academy 1/Andrew Kell	Bronx, N.Y.
58	Artis, Kaleb	DT	Fr.	6-4	315	St. Francis Prep/Rich Carroll	Westbury, N.Y.
58	Tengwall, Landon *	OL	R-Fr.	6-6	307	Good Counsel/Andy Stefanelli	Annapolis, Md.
64	Nourzad, Hunter	OL	R-Sr.	6-3	312	The Walker School/Matt Casper/Cornell	Marietta, Ga.
65	Fitzgerald, Jim	OL	Fr.	6-7	313	Archbishop Spalding/Kyle Schmitt	Severna Park, Md.
66	Shelton, Drew	OL	Fr.	6-5	296	Downingtown West/Mike Milano	Downingtown, Pa.
69	Hartman, Ben	OL	Fr.	6-4	262	Milton/Adam Clack	Alpharetta, Ga.
70	Scruggs, Juice **	OL	R-Sr.	6-3	310	Cathedral Prep (Pa.)/Michael Mischler	Ashtabula, Ohio
71	Ioane, Vega	OL	Fr.	6-4	336	Graham-Kapowsin/Eric Kurlie	Graham, Wash.
72	Effner, Bryce **	OL	R-Sr.	6-5	294	Metea Valley/Ben Kleinhans	Aurora, Ill.
74	Fashanu, Olumuyiwa *	OL	So.	6-6	308	Gonzaga College/Randy Trivers	Waldorf, Md.
75	Detisch, Matt	OL	Fr.	6-6	297	Mars Area/Scott Heinauer	Mars, Pa.
76	Siafa, Sam	OL	Fr.	6-4	269	Downingtown West/Mike Milano	Downingtown, Pa.
77	Wormley, Sal	OL	R-Jr.	6-3	302	Smyrna (Del.)/Mike Judy	Newark, N.J.
78	Israel-Achumba, Golden	OL	R-So.	6-4	315	DeMatha Catholic/Bill McGregor	Bowie, Md.
79	Wallace, Caedan **	OL	R-Jr.	6-5	301	The Hun School/Todd Smith	Robbinsville, N.J.
80	Meiga, Malick	WR	So.	6-4	200	Cegep du Vieux/Renaldo Sagesse	Saint Jerome, QC
82	Clifford, Liam	WR	R-Fr.	6-1	199	St. Xavier/Steve Specht	Maineville, Ohio
83	Spencer, Jake	WR	So.	5-10	211	Haverford School/Michael Murphy/Colgate	Gladwyne, Pa.
84	Johnson, Theo ***	TE	So.	6-6	260	Holy Names Catholic/Rob McIntyre	Windsor, Ont.
84	Mahlert, Jan	WR	R-Fr.	5-11	169	Christoph-Probst Gymnasium/Lukas Schmid	Deutschland, Germany
86	Estrella, Jason	WR	R-Fr.	6-2	188	Liberty/ John Truby	Bethlehem, Pa.
86	Strange, Brenton **	TE	R-Jr.	6-3	247	Parkersburg/Mike Byus	Parkersburg, W.Va.
87	Pearce, Kolt	TE	Fr.	6-6	210	Gilman School/Nick Bach	Baltimore, Md.
88	Cross, Jerry	TE	Fr.	6-5	254	Rufus King/Thomas Wozniak	Milwaukee, Wis.
89	Kline, Grayson	TE	R-Sr.	6-5	251	Warwick/Bob Locker	Sinking Spring, Pa.
91	Ellies, Dvon *	DT	R-Jr.	6-1	295	McDonogh School/Hakeem Sule	Burtonsville, Md.
91	Stoll, Chris ***	SN	R-Sr.+	6-2	255	St. Francis DeSales/Ryan Wiggins	Westerville, Ohio
92	Pinegar, Jake ***	K	R-Sr.	6-2	199	Ankeny Centennial/Jerry Pezzetti	Ankeny, Iowa
92	Vilbert, Smith *	DE	R-Jr.	6-6	256	St Joseph's Regional (N.J.)/Augie Hoffman	Monsey, N.Y.
93	Sahaydak, Sander	K	R-Fr.	6-0	176	Liberty/John Truby	Bethlehem, Pa.
94	Wilson, Jake	DE	R-So.	6-3	249	Nazareth Area/Tom Falzone	Nazareth, Pa.
96	Amor, Barney	P	R-Sr.+	6-1	192	Central Bucks/Chas Cathers/Colgate	Doylestown, Pa.
96	Groh, Mitchell	P	R-Fr.	6-1	185	Dallastown Area/Ron Miller	Dallastown, Pa.
97	Bacchetta, Alex	P	Fr.	6-2	209	The Westminster Schools/Gerry Romberg	Atlanta, Ga.
97	Mustipher, PJ ****	DT	Sr.+	6-4	318	McDonogh School/Dom Damico	Owings Mills, Md.
98	Sharga, Andrew	DE	Fr.	6-4	230	Northampton Area/John Toman	Northampton, Pa.
99	Izzard, Coziah *	DT	So.	6-3	292	DeMatha Catholic/Bill McGregor	Columbia, Md.
99	Nwosu, Gabriel	K/P	R-Fr.	6-6	268	The Bullis School/Patrick Cilento	Derwood, Md.

* - Letters won

Note: As a result of eligibility not counting for the 2020 season, extra years of eligibility are marked on the back end of student-athletes' career (a "+" symbol will be added on the end of "Sr." to indicate the extra year of eligibility being used).

28 2022 PENN STATE FOOTBALL

ALPHABETICAL ROSTER (A-M)

NO.	NAME	POS.	EL.	HT.	WT.	HIGH SCHOOL/COACH	HOMETOWN
15	Allar, Drew	QB	Fr.	6-5	238	Medina/Larry Laird	Medina, Ohio
13	Allen, Kaytron	RB	Fr.	5-11	201	IMG Academy/Pepper Johnson	Norfolk, Va.
96	Amor, Barney	P	R-Sr.+	6-1	192	Central Bucks/Chas Cathers/Colgate	Doylestown, Pa.
58	Artis, Kaleb	DT	Fr.	6-4	315	St. Francis Prep/Rich Carroll	Westbury, N.Y.
97	Bacchetta, Alex	P	Fr.	6-2	209	The Westminster Schools/Gerry Romberg	Atlanta, Ga.
51	Beamon, Hakeem *	DT	R-Jr.	6-3	260	Manchester/Tom Hall	Midlothian, Va.
16	Brown, Ji'Ayir ***	S	Sr.+	5-11	202	Trenton Central/Greg Hyslop/Lackawanna College	Trenton, N.J.
37	Brown, Trace	S	Fr.	6-0	157	Reading/Troy Godinet	Reading, Pa.
42	Buddin, Jamari	LB	R-Fr.	6-2	216	Belleville/Jermain Crowell	Ypsilanti, Mich.
11	Carter, Abdul	LB	Fr.	6-3	233	La Salle College High School/John Steinmetz	Philadelphia, Pa.
49	Chizmar, Ben	LB	R-Fr.	6-0	218	Mars Area/Scott Heinauer	Gibsonia, Pa.
51	Christ, Jimmy	OL	R-So.	6-7	316	Dominion/Drake Woodard	Sterling, Va.
82	Clifford, Liam	WR	R-Fr.	6-1	199	St. Xavier/Steve Specht	Maineville, Ohio
14	Clifford, Sean ***	QB	R-Sr.+	6-2	212	St. Xavier/Steve Specht	Cincinnati, Ohio
19	Copening, Xavier	CB	Fr.	6-1	187	Avon Old Farms/Pierce Brennan	Enfield, Conn.
29	Costantini, Sebastian *	S	R-Jr.	5-11	188	Malvern Prep/Dave Gueriera	Collegeville, Pa.
88	Cross, Jerry	TE	Fr.	6-5	254	Rufus King/Thomas Wozniak	Milwaukee, Wis.
30	Davis, Amiel	RB	Fr.	6-0	204	Eastern Regional/John Doherty	Voorhees, N.J.
53	Dawkins, Nick *	OL	So.	6-4	315	Parkland/Tim Moncman	Allentown, Pa.
34	DeLuca, Dominic	LB	R-Fr.	6-1	209	Wyoming Area/Randy Spencer	West Pittston, Pa.
33	Dennis-Sutton, Dani	DE	Fr.	6-5	253	McDonogh School/Hakeem Sule	Millsboro, Del.
75	Detisch, Matt	OL	Fr.	6-6	297	Mars Area/Scott Heinauer	Mars, Pa.
16	Dinkins, Khalil	TE	R-Fr.	6-4	238	North Allegheny/Art Walker	Wexford, Pa.
31	Dinkins, Kolin	CB	Fr.	6-2	182	North Allegheny/Art Walker	Wexford, Pa.
3	Dixon, Johnny *	CB	Jr.	6-0	190	Chamberlain/Jason Lane/South Carolina	Tampa, Fla.
19	Dottin, Jaden	WR	R-So.	6-2	198	Suffield Academy (Conn.)/Drew Gamere	Cambridge, Mass.
13	Driver, Cristian	ATH	Fr.	5-11	192	Liberty Christian/Jason Witten	Flower Mound, Texas
28	Durant, Zane	DT	Fr.	6-1	276	Lake Nona/Anthony Paradiso	Lake Nona, Fla.
48	Duzansky, Tyler	SN	R-Fr.	6-4	209	St. Francis Prep/Bob McMillen	Glen Ellyn, Ill.
39	Dwyer, Robbie	LB	R-Jr.	6-1	259	Wyoming Valley West/Pat Keating	Pringle, Pa.
72	Effner, Bryce **	OL	R-Sr.	6-5	294	Metea Valley/Ben Kleinhans	Aurora, Ill.
91	Ellies, Dvon *	DT	R-Jr.	6-1	295	McDonogh School/Hakeem Sule	Burtonsville, Md.
2	Ellis, Keaton ***	S	Jr.	5-11	189	State College Area/Matt Lintal	State College, Pa.
43	Elsdon, Tyler *	LB	So.	6-2	236	North Schuylkill/Wally Hall	Frackville, Pa.
86	Estrella, Jason	WR	R-Fr.	6-2	188	Liberty/ John Truby	Bethlehem, Pa.
18	Evans, Omari	WR	Fr.	6-0	182	Shoemaker/Toby Foreman	Killeen, Texas
74	Fashanu, Olumuyiwa *	OL	So.	6-6	308	Gonzaga College/Randy Trivers	Waldorf, Md.
36	Fisher, Zuriah *	DE	So.	6-3	250	Aliquippa/ Mike Warfield	Aliquippa, Pa.
65	Fitzgerald, Jim	OL	Fr.	6-7	313	Archbishop Spalding/Kyle Schmitt	Severna Park, Md.
10	Flowers, Mehki	S	Fr.	6-0	192	Central Dauphin East/Lance Dean	Harrisburg, Pa.
47	Furmanek, Alex	DT	R-Jr.	6-2	297	North East/Shawn Humes	North East, Pa.
39	Green, Jashaun	S	Fr.	6-1	165	State College Area/Matt Lintal	State College, Pa.
96	Groh, Mitchell	P	R-Fr.	6-1	185	Dallastown Area/Ron Miller	Dallastown, Pa.
25	Hardy, Daequan **	CB	R-Jr.	5-9	179	Penn Hills/Jon LeDonne	Pittsburgh, Pa.
69	Hartman, Ben	OL	Fr.	6-4	262	Milton/Adam Clack	Alpharetta, Ga.
54	Harvie, Ian	OL	Fr.	6-2	260	Spring-Ford/Chad Brubaker	Royersford, Pa.
34	Holzworth, Tyler	RB	R-Fr.	6-0	203	Delaware Valley Regional/Keith Olsommer/Delaware Valley University	Milford, N.J.
71	Ioane, Vega	OL	Fr.	6-4	336	Graham-Kapowsin/Eric Kurl	Graham, Wash.
20	Isaac, Adisa **	DE	R-Jr.	6-4	243	Canarsie/Brian Ellis	Brooklyn, N.Y.
78	Israel-Achumba, Golden	OL	R-So.	6-4	315	DeMatha Catholic/Bill McGregor	Bowie, Md.
12	Ivey, Anthony	WR	Fr.	5-11	191	Manheim Township/Mark Evans	Lancaster, Pa.
99	Izzard, Coziah *	DT	So.	6-3	292	DeMatha Catholic/Bill McGregor	Columbia, Md.
23	Jacobs, Curtis **	LB	So.	6-1	227	McDonogh School/Hakeem Sule	Glen Burnie, Md.
84	Johnson, Theo **	TE	So.	6-6	260	Holy Names Catholic/Rob McIntyre	Windsor, Ont.
8	Johnson, Tyler	WR	Fr.	6-0	189	Magna Vista/Joe Favero	Martinsville, Va.
45	Katshir, Charlie ***	LB	R-Sr.	6-3	234	Cumberland Valley/Michael Whitehead	Camp Hill, Pa.
4	King, Kalen *	CB	So.	5-11	189	Cass Tech/Thomas Wilcher	Detroit, Mich.
41	King, Kobe	LB	R-Fr.	6-1	247	Cass Tech/Thomas Wilcher	Detroit, Mich.
89	Kline, Grayson	TE	R-Sr.	6-5	251	Warwick/Bob Locker	Sinking Spring, Pa.
1	Lambert-Smith, KeAndre **	WR	So.	6-1	176	Maury/Dyri McCain	Norfolk, Va.
24	Lee, Keyvone **	RB	So.	6-0	225	American Collegiate Academy/Ken Johnson	St. Petersburg, Fla.
84	Mahlert, Jan	WR	R-Fr.	5-11	169	Christoph-Probst Gymnasium/Lukas Schmid	Deutschland, Germany
80	Meiga, Malick	WR	So.	6-4	200	Cegep du Vieux/Renaldo Sagesse	Saint Jerome, QC
5	Miller, Cam	CB	Fr.	6-0	178	Trinity Christian Academy/Verlon Dorminey	Fernandina Beach, Fla.
14	Mills, Tyrece	LB	So.	6-1	205	Northeast/Troy Gore/Lackawanna College	Philadelphia, Pa.

ALPHABETICAL ROSTER (MU-W)

NO.	NAME	POS.	EL.	HT.	WT.	HIGH SCHOOL/COACH	HOMETOWN
55	Mulbah, Fatorma	DT	So.	6-3	296	Susquehanna Township/Joe Headen	Harrisburg, Pa.
97	Mustipher, PJ ****	DT	Sr.+	6-4	318	McDonogh School/Dom Damico	Owings Mills, Md.
56	Nelson, JB	OL	Jr.	6-5	300	Mount Lebanon/Bob Palko/Lackawanna College	Pittsburgh, Pa.
64	Nourzad, Hunter	OL	R-Sr.	6-3	312	The Walker School/Matt Casper/Cornell	Marietta, Ga.
99	Nwosu, Gabriel	K/P	R-Fr.	6-6	268	The Bullis School/Patrick Cilentio	Derwood, Md.
47	Patton, Will	SN/DE	Fr.	6-4	227	Shenango/James Graham	New Castle, Pa.
87	Pearce, Kolt	TE	Fr.	6-6	210	Gilman School/Nick Bach	Baltimore, Md.
92	Pinegar, Jake ***	K	R-Sr.	6-2	199	Ankeny Centennial/Jerry Pezzetti	Ankeny, Iowa
9	Porter Jr., Joey **	CB	R-Jr.	6-2	194	North Allegheny (Pa.)/Art Walker	Bakersfield, Calif.
9	Pribula, Beau	QB	Fr.	6-2	198	Central York/Gerry Yonchiuk	York, Pa.
42	Pryts, Jackson	LB	Fr.	6-3	208	Hickory/William Dungee	Hermitage, Pa.
7	Reed, Jaylen *	S	So.	6-0	208	Martin Luther King Jr./Tyrone Spencer	Detroit, Mich.
36	Ripka, Stephen	CB	R-Fr.	6-2	181	Penns Valley/Martin Tobias	Centre Hall, Pa.
44	Robinson, Chop	DE	So.	6-3	239	Quince Orchard/John Kelley/Maryland	Gaithersburg, Md.
48	Romano, Cody	LB	R-Sr.	6-2	223	Blair Academy/Jim Saylor	Newton, N.J.
52	Rulli, Dominic	OL	Fr.	6-3	265	The Taft School (Conn.)/Tyler Whitley	Burlington, Ky.
93	Sahaydak, Sander	K	R-Fr.	6-0	176	Liberty/John Truby	Bethlehem, Pa.
7	Saunders, Kaden	WR	Fr.	5-10	177	Westerville South/Matthew Christ	Columbus, Ohio
70	Scruggs, Juice **	OL	R-Sr.	6-3	310	Cathedral Prep (Pa.)/Michael Mischler	Ashtabula, Ohio
26	Seider, Jaden	S	R-Jr.	5-10	179	State College Area/Matt Lintal	Morgantown, W.Va.
98	Sharga, Andrew	DE	Fr.	6-4	230	Northampton Area/John Toman	Northampton, Pa.
66	Shelton, Drew	OL	Fr.	6-5	296	Downingtown West/Mike Milano	Downingtown, Pa.
76	Siafa, Sam	OL	Fr.	6-4	269	Downingtown West/Mike Milano	Downingtown, Pa.
10	Singleton, Nicholas	RB	Fr.	6-0	219	Governor Mifflin/Jeff Lang	Shillington, Pa.
38	Smith, Tank	RB	R-Jr.	5-7	234	Penn Hills/Jon LeDonne/Saint Francis (Pa.)	Pittsburgh, Pa.
35	Sokach-Minnick, Blaise	SN	Fr.	6-3	205	Wyoming Area/Randy Spencer West	Pittston, Pa.
83	Spencer, Jake	WR	So.	5-10	211	Haverford School/Michael Murphy/Colgate	Gladwyne, Pa.
17	Stahl, Mason	WR	R-So.	6-0	198	Baldwin/Loran Cooley	Pittsburgh, Pa.
91	Stoll, Chris ***	SN	R-Sr.+	6-2	255	St. Francis DeSales/Ryan Wiggins	Westerville, Ohio
86	Strange, Brenton **	TE	R-Jr.	6-3	247	Parkersburg/Mike Byus	Parkersburg, W.Va.
0	Sutherland, Jonathan ****	LB	R-Sr.+	5-11	214	Episcopal (Va.)/Panos Voulgaris	Ottawa, Ont.
46	Tarburton, Nick **	DE	R-Sr.	6-3	258	Pennridge/Jeff Hollenbach	Green Lane, Pa.
58	Tengwall, Landon *	OL	R-Fr.	6-6	307	Good Counsel/Andy Stefanelli	Annapolis, Md.
5	Tinsley, Mitchell	WR	Sr.+	6-1	205	Lee's Summit/Eric Thomas/WKU/Hutchinson C.C.	Lee's Summit, Mo.
57	Traore, Ibrahim	OL	R-So.	6-5	312	Frederick Douglas Academy 1/Andrew Kell	Bronx, N.Y.
35	Tutty, Jace	CB	R-Fr.	5-11	188	Stroudsburg/Jim Miller	Stroudsburg, Pa.
52	van den Berg, Jordan	DT	R-Fr.	6-3	295	Providence Christian Academy/Parker Conley/Iowa Western	Johannesburg, South Africa
56	Vanover, Amin	DE	So.	6-4	264	St. Joseph's/Augie Hoffman	Newark, N.J.
92	Vilbert, Smith *	DE	R-Jr.	6-6	256	St. Joseph's Regional (N.J.)/Augie Hoffman	Monsey, N.Y.
27	Walchak, Bobby	LB	R-Fr.	5-11	214	Pottsville Area/Tom McGeoy	Pottsville, Pa.
6	Wallace III, Harrison	WR	R-Fr.	6-1	190	Pike Road/Patrick Browning	Montgomery, Ala.
79	Wallace, Caedan **	OL	R-Jr.	6-5	301	The Hun School/Todd Smith	Robbinsville, N.J.
44	Warren, Tyler *	TE	So.	6-6	256	Atlee/Matt Gray	Mechanicsville, Va.
3	Washington, Parker **	WR	So.	5-10	212	William B. Travis/Trey Sissom	Sugar Land, Texas
6	Wheatley, Zakee	S	R-Fr.	6-2	193	Archbishop Spalding/Kyle Schmitt	Crofton, Md.
40	Williams, Patrick	WR	Fr.	6-0	183	Eagle Academy 2/Kyron Jones	Brooklyn, N.Y.
94	Wilson, Jake	DE	R-So.	6-3	249	Nazareth Area/Tom Falzone	Nazareth, Pa.
8	Wilson, Marquis **	CB	Jr.	5-11	180	Windsor/Rob Fleeting	Windsor, Conn.
21	Winston Jr., Kevin	S	Fr.	6-2	200	DeMatha Catholic/Bill McGregor	Columbia, Md.
77	Wormley, Sal	OL	R-Jr.	6-3	302	Smyrna (Del.)/Mike Judy	Newark, N.J.
32	Wylie, Keon	LB	Fr.	6-2	206	Imhotep Charter/Devon Johnson	Philadelphia, Pa.

* - Letters won

Note: As a result of eligibility not counting for the 2020 season, extra years of eligibility are marked on the back end of student-athletes' career (a "+" symbol will be added on the end of "Sr." to indicate the extra year of eligibility being used).

RECORD WATCH

RUSHING

LONGEST RUNS

1.	*92	Blair Thomas vs. Syracuse	1986
2.	92	Bill Belton at Indiana	2014
	92	Saquon Barkley vs. Washington	2017
4.	90	Bill Suter at Navy	1894
5.	87	Bob Campbell vs. Syracuse	1968
6.	86	Bob Riddle at West Virginia	1964
	85	Journey Brown vs. Pitt	2019
8.	84	Chafie Fields vs. Texas	1996
	84	Larry Johnson vs. Illinois	2002
10.	83	Ki-Jana Carter vs. Oregon	1994
11.	81	Saquon Barkley at Purdue	2016
	81	Devyn Ford vs. Idaho	2019

*non-scoring play

GAME RUSHING YARDS BY A QUARTERBACK

1.	250	Eugene "Shorty" Miller	Carnegie Tech, 1913
2.	175	Trace McSorley	Ohio State, 2018
3.	156	Chuck Peters	Syracuse, 1938
4.	138	Zack Mills	Ohio State, 2001
5.	125	Michael Robinson	Wisconsin, 2005
6.	122	Steve Rollins	Syracuse, 1938
7.	119	Sean Clifford	Indiana, 2020
8.	113	Tony Sacca	Pittsburgh, 1990
	113	Tommy Stevens	Maryland, 2017
10.	112	Michael Robinson	Minnesota, 2005

SEASON RUSHING YARDS BY A QUARTERBACK

1.	806	Michael Robinson	2005
2.	798	Trace McSorley	2018
3.	491	Trace McSorley	2017
4.	402	Sean Clifford	2019
5.	396	Michael Robinson	2003
6.	365	Trace McSorley	2016
7.	346	John Hufnagel	1971
8.	335	Sean Clifford	2020
9.	325	Richie Lucas	1959
10.	315	Rashard Casey	2000
11.	290	Rashard Casey	1999
12.	284	Dick Hoak	1960
13.	282	Daryll Clark	2008
14.	263	Michael Robinson	2002
15.	260	Will Levis	2020
16.	255	Pete Liske	1962
17.	234	Richie Lucas	1958
18.	213	Will Levis	2019
19.	211	Daryll Clark	2009
20.	201	Zack Mills	2002

CAREER RUSHING YARDS BY A QUARTERBACK

1.	1697	Trace McSorley	2015-18
2.	1637	Michael Robinson	2002-05
3.	1074	Sean Clifford	2018-pres.
4.	670	Rashard Casey	1997-2000
5.	667	John Hufnagel	1970-72
6.	625	Richie Lucas	1957-59
7.	619	Daryll Clark	2006-09
8.	584	Zack Mills	2001-04
9.	506	Tommy Stevens	2016-18
10.	473	Will Levis	2019-20

CAREER RUSHING TOUCHDOWNS BY A QUARTERBACK

1.	30	Trace McSorley	2015-18
2.	22	Daryll Clark	2007-09
3.	20	Michael Robinson	2002-05
4.	15	Sean Clifford	2018-pres.
5.	13	John Hufnagel	1970-72
6.	11	Zack Mills	2001-04
7.	10	Todd Blackledge	1980-82
10.	10	Rashard Casey	1997-2000
9.	8	Doug Strang	1981-84
	8	Tommy Stevens	2016-18

SEASON RUSHING TOUCHDOWNS BY A QUARTERBACK

1.	12	Trace McSorley	2018
2.	11	Michael Robinson	2005
	11	Trace McSorley	2017
4.	10	Daryll Clark	2008
5.	7	Daryll Clark	2009
	7	Trace McSorley	2016
7.	6	Richie Lucas	1958
	6	Richie Lucas	1959
	6	John Hufnagel	1972
	6	Michael Robinson	2002
11.	5	Tom Sherman	1966
	5	Todd Blackledge	1981
	5	Doug Strang	1983
	5	Rashard Casey	1999
	5	Rashard Casey	2000
	5	Matt McGloin	2012
	5	Sean Clifford	2019
	5	Sean Clifford	2022

SEASON RUSHING TOUCHDOWNS

1.	26	Lydell Mitchell	1971
2.	23	Ki-Jana Carter	1994
3.	20	Larry Johnson	2002
4.	19	Curtis Enis	1997
5.	18	Richie Anderson	1992
	18	Saquon Barkley	2016
	18	Saquon Barkley	2017
8.	17	John Cappelletti	1973
9.	14	Charlie Pittman	1968
10.	13	Bill McCleary	1907
	13	Harry Robb	1917
	13	Curtis Enis	1996
13.	12	John Cappelletti	1972
	12	Evan Royster	2008
	12	Zack Zwinak	2013
	12	Trace McSorley	2018
	12	Journey Brown	2019
17.	11	Lenny Moore	1954
	11	Blair Thomas	1987
	11	Michael Robinson	2005
	11	Tony Hunt	2016
	11	Trace McSorley	2017
--	10	Nicholas Singleton	2022

SEASON RUSHING AVERAGE

(Min. 100 attempts)

1.	8.40	Blair Thomas	1986
2.	7.96	Lenny Moore	1954
3.	7.77	Ki-Jana Carter	1994
4.	7.70	Larry Johnson	2002
5.	6.90	Journey Brown	2019
6.	6.62	Ki-Jana Carter	1994
8.	6.47	Eric McCoo	1998
	6.47	Evan Royster	2008
9.	6.32	Nicholas Singleton	2022
10.	6.17	Lydell Mitchell	1971

PASSING

CAREER PASSING YARDAGE

1.	10382	Sean Clifford	2018-pres.
2.	9899	Trace McSorley	2015-18
3.	8457	Christian Hackenberg	2013-15
4.	7212	Zack Mills	2001-04
5.	6390	Matt McGloin	2009-12
6.	5869	Tony Sacca	1988-91
7.	5742	Daryll Clark	2006-09
8.	5382	Chuck Fusina	1975-78
9.	5304	Kerry Collins	1991-94
10.	5275	Anthony Morelli	2004-07

SEASON PASSING YARDAGE

1.	3614	Trace McSorley	2016
2.	3570	Trace McSorley	2017
3.	3271	Matt McGloin	2012
4.	3107	Sean Clifford	2021
5.	3003	Daryll Clark	2009
6.	2977	Christian Hackenberg	2014
7.	2955	Christian Hackenberg	2013
8.	2679	Kerry Collins	1994
9.	2654	Sean Clifford	2019
10.	2651	Anthony Morelli	2007

GAME PASSING YARDAGE

1.	454	Christian Hackenberg vs. UCF	2014
2.	401	Sean Clifford vs. Villanova	2021
3.	399	Zack Mills vs. Iowa	2002
4.	398	Sean Clifford at Maryland	2019
5.	395	Matt McGloin vs. Indiana	2012
6.	384	Trace McSorley vs. Wisconsin	2016
7.	381	Trace McSorley at Michigan St.	2017
8.	379	Michael Robinson vs. Wisconsin	2003
9.	376	Trace McSorley vs. Michigan St.	2016
10.	371	C. Hackenberg vs. Boston Coll.	2014
	371	Sean Clifford vs. Ohio State	2022
12.	366	Mike McQueary vs. Pittsburgh	1997
13.	363	Sean Clifford at Maryland	2021
14.	361	Sean Clifford at Ohio State	2021
15.	358	Todd Blackledge at Miami (Fla.)	1981
16.	353	Daryll Clark vs. Akron	2009
17.	352	Kerry Collins at Michigan State	1993
18.	342	Trace McSorley vs. Washington	2017
19.	341	Daryll Clark vs. Michigan State	2008
20.	340	Christian Hackenberg at Indiana	2013
	340	Sean Clifford at Minnesota	2019
	340	Sean Clifford at Maryland	2020

LONGEST PASS PLAYS

1.	95	Sean Clifford to Daniel George vs. Kent St., 2018
2.	93	Trace McSorley to KJ Hamler vs. Ohio State, 2018
3.	92	Bill Hess to Bob Higgins at Pittsburgh, 1919
4.	86	Steve Joachim to Jim Scott at Navy, 1971
	86	Sean Clifford to Jahan Dotson at Maryland, 2021
6.	85	Trace McSorley to S. Barkley vs. Georgia State, 2017
7.	83	Sean Clifford to KeAndre Lambert-Smith vs. Villanova, 2021
8.	82	Matt Knizner at Eric Hamilton vs. Ohio State, 1986
9.	82	Kerry Collins to Freddie Scott vs. Rutgers, 1994
10.	80	Tom Sherman to Paul Johnson at Maryland, 1967
	80	Doug Strang to Dean DiMidio vs. Alabama, 1983
	80	Pat Devlin to Stephon Green vs. Michigan, 2008
	80	Rob Bolden to Derek Moyer vs. Illinois, 2010
	80	Trace McSorley to Irvin Charles vs. Minnesota, 2016
15.	79	Lance Longeran to John Greene vs. Maryland, 1988
	79	Kevin Thompson to Chafie Fields at Miami (Fla.), 1999
	79	Daryll Clark to Chaz Powell vs. Iowa, 2009
	79	Christian Hackenberg to Geno Lewis vs. UCF, 2014
19.	78	Kevin Thompson to Chafie Fields at Purdue, 1999
20.	76	Chuck Burkhart to Tom Cherry at UCLA, 1968
	76	John Hufnagel to Jimmy Scott at Boston Coll., 1972
	76	Tom Shuman to Chuck Herd vs. West Virginia, 1975
23.	*75	John Andress to Dick Barvinchak at Iowa, 1973
	75	Tom Bill to David Daniels vs. Temple, 1989
	75	Sean Clifford to Jahan Dotson vs. Illinois, 2020

GAME TD PASSES

1.	5	Tony Sacca vs. Georgia Tech	1991
	5	Rashard Casey vs. La. Tech	2000
3.	4	27 times, Last: Sean Clifford vs. Michigan St.	2022

SEASON TOUCHDOWN PASSES

1.	29	Trace McSorley	2016
2.	28	Trace McSorley	2017
3.	24	Daryll Clark	2009
	24	Matt McGloin	2012
5.	23	Sean Clifford	2019
6.	22	Todd Blackledge	1982
	22	Sean Clifford	2022
8.	21	Tony Sacca	1991
	21	Kerry Collins	1994
	21	Sean Clifford	2021
11.	20	Christian Hackenberg	2013
12.	19	Doug Strang	1983
	19	Anthony Morelli	2007
	19	Daryll Clark	2008
15.	18	Wally Richardson	1995
	18	Trace McSorley	2018
17.	17	Michael Robinson	2005
	17	Mike McQueary	1997
	17	Zack Mills	2002
20.	16	Christian Hackenberg	2015
	16	Sean Clifford	2020

CAREER TOUCHDOWN PASSES

1.	84	Sean Clifford	2018-pres.
2.	77	Trace McSorley	2015-18
3.	48	Christian Hackenberg	2013-15
4.	46	Matt McGloin	2009-12
5.	43	Daryll Clark	2006-09
6.	41	Todd Blackledge	1980-82
	41	Tony Sacca	1988-91
	41	Zack Mills	2001-04
9.	39	Kerry Collins	1991-94
10.	37	Chuck Fusina	1975-78

SEASON COMPLETIONS

1.	284	Trace McSorley	2017
2.	270	Matt McGloin	2012
	270	Christian Hackenberg	2014
4.	261	Sean Clifford	2021
5.	234	Anthony Morelli	2007
6.	232	Daryll Clark	2009
7.	231	Christian Hackenberg	2013
8.	224	Trace McSorley	2016
9.	210	Sean Clifford	2022
10.	208	Anthony Morelli	2006
11.	193	Wally Richardson	1995
12.	192	Daryll Clark	2008
	192	Christian Hackenberg	2015
	192	Trace McSorley	2018
15.	189	Sean Clifford	2019

CAREER COMPLETIONS

1.	817	Sean Clifford	2018-pres.
2.	720	Trace McSorley	2015-18
3.	693	Christian Hackenberg	2013-15
4.	606	Zack Mills	2001-04
5.	513	Matt McGloin	2009-12
6.	460	Anthony Morelli	2004-07
7.	444	Daryll Clark	2006-09
8.	401	Tony Sacca	1988-91
9.	378	Wally Richardson	1992, 94-96
10.	371	Chuck Fusina	1975-78

SEASON PASSING ATTEMPTS

1.	484	Christian Hackenberg	2014
2.	446	Matt McGloin	2012
3.	429	Sean Clifford	2021
4.	427	Trace McSorley	2017
5.	402	Anthony Morelli	2007
6.	392	Christian Hackenberg	2013
7.	387	Trace McSorley	2016
8.	386	Anthony Morelli	2006
9.	381	Daryll Clark	2009
10.	361	Trace McSorley	2018
11.	359	Christian Hackenberg	2015
12.	335	Wally Richardson	1995
13.	333	Zack Mills	2002
14.	330	Sean Clifford	2022
15.	321	Daryll Clark	2008
16.	319	Sean Clifford	2019
17.	311	Michael Robinson	2005
18.	309	Rashard Casey	2000
19.	292	Todd Blackledge	1982
	292	Tony Sacca	1991

CAREER PASSING ATTEMPTS

1.	1335	Sean Clifford	2018-pres.
2.	1235	Christian Hackenberg	2013-15
3.	1215	Trace McSorley	2015-18
4.	1082	Zack Mills	2001-04
5.	894	Matt McGloin	2009-12
6.	824	Tony Sacca	1988-91
7.	821	Anthony Morelli	2004-07
8.	738	Daryll Clark	2006-09
9.	692	Wally Richardson	1992, 94-96
10.	664	Chuck Fusina	1975-78
11.	658	Todd Blackledge	1980-82
12.	657	Kerry Collins	1991-94
13.	547	John Shaffer	1983-86
14.	505	Michael Robinson	2002-05
15.	495	Kevin Thompson	1996-99

RECORD WATCH

SEASON COMPLETION PCT.
(Min. 100 attempts)

1.	.667 (176-264)	Kerry Collins	1994
2.	.665 (224-387)	Trace McSorley	2017
3.	.636 (210-330)	Sean Clifford	2022
4.	.632 (86-136)	John Hufnagel	1971
5.	.609 (192-321)	Daryll Clark	2009
6.	.608 (261-429)	Sean Clifford	2021
7.	.606 (152-251)	Sean Clifford	2020
8.	.605 (270-446)	Matt McGloin	2012
9.	.598 (192-321)	Daryll Clark	2008
10.	.593 (192-361)	Trace McSorley	2018
11.	.592 (189-319)	Sean Clifford	2019
12.	.589 (231-392)	C. Hackenberg	2013
13.	.582 (234-402)	Anthony Morelli	2007
14.	.580 (112-193)	Rob Bolden	2010
15.	.579 (224-387)	Trace McSorley	2016
16.	.579 (169-292)	Tony Sacca	1991
17.	.578 (155-268)	Zack Mills	2004
18.	.577 (142-246)	Chuck Fusina	1977
19.	.576 (193-335)	Wally Richardson	1995
20.	.573 (146-255)	Mike McQueary	1997

CAREER COMPLETION PCT.
(Min. 200 attempts)

1.	.612 (817-1335)	Sean Clifford	2018-pres.
2.	.602 (444-738)	Daryll Clark	2006-09
3.	.593 (720-1215)	Trace McSorley	2015-18
4.	.574 (513-894)	Matt McGloin	2009-12
5.	.563 (370-657)	Kerry Collins	1991-94
6.	.561 (693-1235)	C. Hackenberg	2013-14
7.	.560 (606-1082)	Zack Mills	2001-04
8.	.560 (460-821)	Anthony Morelli	2004-07
9.	.559 (371-664)	Chuck Fusina	1975-78
10.	.557 (171-307)	Mike McQueary	1995-97

SEASON YARDS PER ATTEMPT
(Min. 100 attempts)

1.	10.1	Kerry Collins	1994
2.	9.4	John Hufnagel	1972
3.	9.3	Trace McSorley	2016
4.	9.0	Chuck Fusina	1977
5.	8.7	John Hufnagel	1971
	8.7	Mike McQueary	1997
7.	8.5	Tom Shuman	1973
	8.5	Tony Sacca	1991
9.	8.4	Trace McSorley	2017
10.	8.3	Sean Clifford	2019

CAREER YARDS PER ATTEMPT
(Min. 200 attempts)

1.	8.9	Mike McQueary	1995-97
2.	8.7	John Hufnagel	1970-72
3.	8.1	Chuck Fusina	1975-78
	8.1	Kerry Collins	1991-94
	8.1	Trace McSorley	2015-18
6.	7.9	Tom Shuman	1972-74
7.	7.8	Daryll Clark	2005-09
	7.8	Sean Clifford	2018-pres.
9.	7.5	Tom Sherman	1965-67
	7.5	Kevin Thompson	1996-98

SEASON YARDS PER COMPLETION
(Min. 100 attempts)

1.	17.7	John Hufnagel	1972
2.	16.6	Tom Shuman	1973
3.	16.1	Trace McSorley	2016
4.	15.6	Chuck Fusina	1977
5.	15.5	Tom Sherman	1967
6.	15.3	Tony Sacca	1990
7.	15.2	Kerry Collins	1994
	15.2	Tony Sacca	1988
9.	15.1	Mike McQueary	1997
10.	15.0	Todd Blackledge	1981
11.	14.7	Doug Strang	1984
	14.7	Tony Sacca	1991
13.	14.5	Doug Strang	1983
	14.5	Michael Robinson	2005
	14.5	Kerry Collins	1992
16.	14.4	Kevin Thompson	1999
	14.4	Michael Robinson	2003
18.	14.3	Chuck Fusina	1976
19.	14.0	Matt Senneca	2001
	14.0	Kevin Thompson	1998
	14.0	Tom Shuman	1974
	14.0	John Andress	1975
	14.0	Sean Clifford	2019

CAREER YARDS PER COMPLETION
(Min. 200 attempts)

1.	16.0	Mike McQueary	1995-97
2.	15.9	Tom Sherman	1965-67
3.	15.8	John Hufnagel	1970-72
4.	15.4	Tom Shuman	1972-74
5.	14.7	Doug Strang	1981-84
6.	14.6	Tony Sacca	1988-91
7.	14.5	Chuck Fusina	1975-78
8.	14.3	Kerry Collins	1991-94
9.	14.2	Michael Robinson	2002-05
10.	14.2	Tom Bill	1987-90
11.	14.1	Todd Blackledge	1980-82
12.	14.1	Kevin Thompson	1996-99
13.	13.9	John Sacca	1991-93
14.	13.7	Chuck Burkhardt	1967-69
	13.7	Trace McSorley	2015-18
16.	13.6	John Andress	1974-76
	13.2	John Shaffer	1983-86
18.	13.1	Matt Knizner	1984-87
19.	12.9	Daryll Clark	2005-09
20.	12.8	Sean Clifford	2018-pres.

SEASON TOUCHDOWN PASS PCT.
(Min. 100 attempts)

1.	8.08	Tom Shuman	1973
2.	7.95	Kerry Collins	1994
3.	7.85	Kevin Thompson	1999
4.	7.53	Todd Blackledge	1982
5.	7.49	Trace McSorley	2016
6.	7.41	Pete Liske	1962
7.	7.35	John Hufnagel	1971
8.	7.34	Doug Strang	1983
9.	7.21	Sean Clifford	2019
10.	7.19	Tony Sacca	1991

CAREER TOUCHDOWN PASS PCT.

1.	9.14	Elwood Petchel	1946-48
2.	7.67	Tom Shuman	1972-74
3.	7.17	Mike McQueary	1994-97
4.	6.76	Galen Hall	1959-61
	6.76	Pete Liske	1961-63
6.	6.48	John Sacca	1992-93
7.	6.37	John Hufnagel	1970-72
8.	6.33	Trace McSorley	2015-18
9.	6.29	Sean Clifford	2018-pres.
10.	6.23	Todd Blackledge	1980-82

SEASON PASSING EFFICIENCY
(Min. 100 attempts)

1.	172.9	Kerry Collins	1994
2.	156.9	Trace McSorley	2016
3.	153.7	Trace McSorley	2017
4.	151.8	John Hufnagel	1971
5.	149.8	Tony Sacca	1991
6.	148.5	Sean Clifford	2019
7.	148.0	John Hufnagel	1972
8.	146.4	Chuck Fusina	1977
9.	146.1	Sean Clifford	2022
10.	145.0	Mike McQueary	1997
11.	143.7	Tom Shuman	1973
12.	143.4	Daryll Clark	2008
13.	142.6	Daryll Clark	2009
14.	137.7	Matt McGloin	2012
15.	137.4	Sean Clifford	2020
16.	134.2	Todd Blackledge	1982
17.	134.0	Christian Hackenberg	2013
18.	133.6	Sean Clifford	2021
	133.6	Doug Strang	1983
20.	131.8	Kevin Thompson	1999

CAREER PASSING EFFICIENCY
(Min. 200 attempts)

1.	145.6	Mike McQueary	1994-97
2.	144.5	Trace McSorley	2015-18
3.	142.6	Sean Clifford	2018-pres.
4.	140.8	John Hufnagel	1970-72
5.	140.4	Daryll Clark	2006-09
6.	137.3	Kerry Collins	1991-94
7.	132.7	Chuck Fusina	1975-78
8.	128.3	Matt McGloin	2009-12
9.	128.0	Tom Shuman	1972-74
10.	127.7	Pete Liske	1961-63

SEASON INTERCEPTION PCT.

1.	1.12	Matt McGloin	2012
2.	1.46	Kerry Collins	1992
3.	1.67	Christian Hackenberg	2015
4.	1.71	Tony Sacca	1991
5.	1.79	Wally Richardson	1995
6.	1.86	Daryll Clark	2008
7.	1.94	John Sacca	1992
	1.94	Trace McSorley	2018
9.	1.96	John Shaffer	1986
10.	2.07	Trace McSorley	2016
11.	2.07	Anthony Morelli	2006
12.	2.09	Sean Clifford	2021
13.	2.12	Sean Clifford	2022
14.	2.19	Sean Clifford	2019
15.	2.47	Pete Liske	1962

CAREER INTERCEPTION PCT.

1.	2.02	Wally Richardson	1992, 94-96
2.	2.06	Trace McSorley	2015-18
3.	2.10	Matt McGloin	2009-12
4.	2.14	Anthony Morelli	2004-07
5.	2.17	Daryll Clark	2006-09
6.	2.31	John Sacca	1992-93
	2.31	Anthony Morelli	2004-07
8.	2.32	Sean Clifford	2018-pres.
9.	2.51	Christian Hackenberg	2013-15
10.	2.82	Pete Liske	1961-63

CAREER WINNING PERCENTAGE
AS A STARTING QB
(minimum 10 starts)

1.	1.000	22-0-0	Chuck Burkhardt	1968-69
2.	.962	25-1-0	John Shaffer	1984-86
3.	.917	22-2-0	Tom Shuman	1972-74
4.	.897	26-3-0	John Hufnagel	1970-72
5.	.879	29-4-0	Todd Blackledge	1980-82
6.	.871	27-4-0	Chuck Fusina	1976-78
7.	.846	22-4-0	Daryll Clark	2006-09
8.	.808	21-5-0	Kerry Collins	1994-97
	.808	21-5-0	Wally Richardson	1992, 94-96
10.	.775	31-9-0	Trace McSorley	2015-18
11.	.773	8-2-1	Tom Sherman	1965-67
12.	.760	19-6-0	Kevin Thompson	1996-99
13.	.750	9-3-0	Mike McQueary	1994-97
14.	.738	29-10-1	Tony Sacca	1988-91
15.	.692	18-8-0	Anthony Morelli	2004-07
--	.689	31-14	Sean Clifford	2018-pres.

SEASON 300-YD. PASSING GAMES

1.	5	Trace McSorley	2016
2.	4	Matt McGloin	2012
	4	Christian Hackenberg	2013
	4	Christian Hackenberg	2014
	4	Trace McSorley	2017
	4	Sean Clifford	2021
7.	2	Kerry Collins	1994
	2	Daryll Clark	2009
	2	Sean Clifford	2019

CAREER 300-YD. PASSING GAMES

1.	10	Trace McSorley	2015-18
2.	9	Christian Hackenberg	2013-15
3.	8	Sean Clifford	2018-pres.
4.	6	Matt McGloin	2009-12
5.	4	Kerry Collins	1991-94

SEASON 200-YD. PASSING GAMES

1.	11	Matt McGloin	2012
	11	Trace McSorley	2016
	11	Trace McSorley	2016
4.	10	Kerry Collins	1994
5.	9	Christian Hackenberg	2013
6.	8	Daryll Clark	2009
	8	Sean Clifford	2021
8.	7	Todd Blackledge	1982
	7	Michael Robinson	2005
	7	Anthony Morelli	2007
	7	Sean Clifford	2022
12.	6	Tony Sacca	1991
	6	Wally Richardson	1995
	6	Mike McQueary	1997
	6	Daryll Clark	2008
	6	Christian Hackenberg	2014
	6	Christian Hackenberg	2015
	6	Trace McSorley	2018
	6	Sean Clifford	2019

CAREER 200-YD. PASSING GAMES

1.	28	Trace McSorley	2015-18
2.	26	Sean Clifford	2018-pres.
3.	21	Christian Hackenberg	2013-15
4.	18	Matt McGloin	2009-12
5.	16	Kerry Collins	1991-94
	16	Zack Mills	2001-04
7.	14	Daryll Clark	2006-09
8.	11	Chuck Fusina	1975-78
	11	Tony Sacca	1988-91
	11	Anthony Morelli	2004-07

RECORD WATCH

RECEIVING

CAREER RECEIVING YARDAGE

1.	3026	Bobby Engram	1991, 93-95
2.	2842	DaeSean Hamilton	2014-17
3.	2771	Deon Butler	2005-08
4.	2757	Jahan Dotson	2018-21
5.	2479	Allen Robinson	2011-13
6.	2421	Chris Godwin	2014-16
7.	2395	Derek Moye	2008-11
8.	2015	Jordan Norwood	2005-08
9.	2008	Bryant Johnson	1999-2002
10.	2006	Kenny Jackson	1980-83
11.	1988	O.J. McDuffie	1988-92
12.	1920	Parker Washington	2020-pres.
12.	1894	Joe Jurevicius	1994-97
14.	1837	Jack Curry	1965-67
15.	1825	Terry Smith	1988-91
16.	1743	Derrick Williams	2005-08
17.	1702	Tony Johnson	2000-03
18.	1658	KJ Hamler	2018-19
19.	1520	Freddie Scott	1993-95
20.	1481	Mike Gesicki, TE	2014-17
21.	1437	Chafe Fields	1996-99
22.	1343	Ted Kwalick, TE	1966-68
23.	1263	Scott Fitzkee	1975-78
24.	1245	DeAndre Thompkins	2015-18
25.	1222	David Daniels	1988-90

SEASON RECEIVING YARDAGE

1.	1432	Allen Robinson	2013
2.	1182	Jahan Dotson	2021
3.	1101	Chris Godwin	2015
4.	1084	Bobby Engram	1995
5.	1029	Bobby Engram	1994
6.	1018	Allen Robinson	2012
7.	982	Chris Godwin	2016
8.	977	O.J. McDuffie	1992
9.	973	Freddie Scott	1994
10.	917	Bryant Johnson	2002
11.	904	KJ Hamler	2019
12.	899	DaeSean Hamilton	2014
13.	885	Derek Moye	2010
14.	884	Jahan Dotson	2020
15.	873	Bobby Engram	1993
16.	869	Joe Jurevicius	1996
17.	866	Bryant Johnson	2001
18.	857	DaeSean Hamilton	2017
19.	846	Terry Smith	1991
20.	820	Parker Washington	2021

CAREER RECEIVING TDs

1.	31	Bobby Engram	1991, 93-95
2.	25	Kenny Jackson	1980-83
2.	25	Jahan Dotson	2018-21
4.	22	Deon Butler	2005-08
5.	18	Derek Moye	2008-11
18	18	Chris Godwin	2014-16
18	18	DaeSean Hamilton	2014-17
8.	17	Allen Robinson	2011-13
9.	16	O.J. McDuffie	1988-92
16	16	Pat Freiermuth, TE	2018-20
11.	15	Terry Smith	1988-91
15	15	Joe Jurevicius	1994-97
15	15	Mike Gesicki, TE	2014-17
14.	13	Jordan Norwood	2005-08
13	13	KJ Hamler	2018-19
16.	12	Parker Washington	2020-pres.
17.	11	Tony Johnson	2000-03
11	11	Scott Fitzkee	1975-78
11	11	Freddie Scott	1993-95
11	11	Jesse James, TE	2012-14
--	11	Brenton Strange, TE	2019-pres.

SEASON RECEIVING TDs

1.	13	Bobby Engram	1993
2.	12	Jahan Dotson	2021
3.	11	Bobby Engram	1995
11	11	Allen Robinson	2012
11	11	Chris Godwin	2016
6.	10	Joe Jurevicius	1997
7.	9	O.J. McDuffie	1992
9	9	Freddie Scott	1994
9	9	Deon Butler	2005
9	9	Mike Gesicki	2017
9	9	DaeSean Hamilton	2017
12.	8	Terry Smith	1991
8	8	Derek Moye	2010
8	8	Pat Freiermuth	2018
8	8	KJ Hamler	2019
8	8	Jahan Dotson	2020
17.	7	Kenny Jackson	1982
7	7	Kenny Jackson	1983
7	7	Bobby Engram	1994
7	7	Deon Butler	2008
7	7	Graham Zug	2009
7	7	Pat Freiermuth	2019
--	5	Brenton Strange	2022

CAREER RECEPTIONS

1.	214	DaeSean Hamilton	2014-17
2.	183	Jahan Dotson	2018-21
3.	179	Deon Butler	2005-08
4.	177	Allen Robinson	2011-13
5.	167	Bobby Engram	1991, 93-95
6.	161	Derrick Williams	2005-08
7.	158	Jordan Norwood	2005-08
8.	154	Chris Godwin	2014-16
9.	145	Parker Washington	2020-pres.
10.	144	Derek Moye	2008-11
11.	129	Mike Gesicki, TE	2014-17
12.	125	O.J. McDuffie	1988-92
13.	117	Jack Curry	1965-67
14.	110	Bryant Johnson	1999-2002
15.	109	Kenny Jackson	1980-83
16.	108	Terry Smith	1988-91
17.	107	Tony Johnson	2000-03
18.	102	Saquon Barkley, RB	2015-17
19.	98	KJ Hamler	2018-19
20.	94	Joe Jurevicius	1994-97

SEASON RECEPTIONS

1.	97	Allen Robinson	2013
2.	91	Jahan Dotson	2021
3.	82	DaeSean Hamilton	2014
4.	77	Allen Robinson	2012
5.	69	Chris Godwin	2015
6.	64	Parker Washington	2021
7.	63	O.J. McDuffie	1992
63	63	Bobby Engram	1995
9.	59	Chris Godwin	2016
10.	57	Mike Gesicki, TE	2017
11.	56	KJ Hamler	2019
12.	55	Terry Smith	1991
55	55	Derrick Williams	2007
55	55	Geno Lewis	2014
15.	54	Juwan Johnson	2017
54	54	Saquon Barkley, RB	2017
17.	53	Derek Moye	2010
53	53	DaeSean Hamilton	2017
19.	52	Bobby Engram	1994
52	52	Jahan Dotson	2020
--	46	Parker Washington	2022
--	45	Mitchell Tinsley	2022

CAREER YARDS PER RECEPTION

1.	20.54	Ray Roundtree	1984-87
2.	20.15	Joe Jurevicius	1994-97
3.	19.58	Saeed Blacknall	2014-17
4.	19.43	Scott Fitzkee	1975-78
5.	18.89	Jimmy Cefalo	1974-77
6.	18.40	Kenny Jackson	1980-83
7.	18.25	Bryant Johnson	1999-2002
8.	18.12	Bobby Engram	1991, 93-95
18.12	18.12	Dean DiMidio	1982-85
10.	17.71	David Daniels	1988-90

CAREER 100-YD. RECEIVING GAMES

1.	16	Bobby Engram	1991, 93-95
2.	11	Jahan Dotson	2018-21
3.	10	Allen Robinson	2011-13
4.	9	Chris Godwin	2014-16
9	9	DaeSean Hamilton	2014-17
9	9	Joe Jurevicius	1994-97
7.	8	Bryant Johnson	1999-2002
8.	7	O.J. McDuffie	1988-92
9.	6	Deon Butler	2005-08
6	6	Kenny Jackson	1980-83
6	6	Derek Moye	2008-11
6	6	Freddie Scott	1993-95

SEASON 100-YD. RECEIVING GAMES

1.	8	Allen Robinson	2013
2.	6	Bobby Engram	1993
6	6	Bobby Engram	1995
4.	5	O.J. McDuffie	1992
5	5	Freddie Scott	1994
5	5	Joe Jurevicius	1996
5	5	Bryant Johnson	2001
5	5	Chris Godwin	2015
5	5	Jahan Dotson	2020
5	5	Jahan Dotson	2021
11.	4	Bobby Engram	1994
4	4	Joe Jurevicius	1997
4	4	DaeSean Hamilton	2014
4	4	DaeSean Hamilton	2017
4	4	KJ Hamler	2019

TOTAL OFFENSE

CAREER TOTAL OFFENSE

1.	11,596	1697	9899	Trace McSorley	2015-18
2.	11,456	1074	10382	Sean Clifford	2018-pres.
3.	8215	-242	8457	Christian Hackenberg	2013-15
4.	7796	584	7212	Zack Mills	2001-04
5.	6361	619	5742	Darryll Clark	2006-09
6.	6325	-65	6390	Matt McGloin	2009-12
7.	6000	131	5869	Tony Sacca	1988-91
8.	5300	-4	5304	Kerry Collins	1991-94
9.	5168	1637	3531	Michael Robinson	2002-05
10.	5162	-220	5382	Chuck Fusina	1975-78
11.	5154	-121	5275	Anthony Morelli	2004-07
12.	4911	99	4812	Todd Blackledge	1980-82
13.	4212	667	3545	John Hufnagel	1970-72
14.	4182	-237	4419	Wally Richardson	1992, 94-96
15.	3932	3932	0	Evan Royster	2007-10

SEASON TOTAL OFFENSE

1.	4061	491	5370	Trace McSorley	2017
2.	3979	212	3614	Trace McSorley	2016
3.	3328	798	2530	Trace McSorley	2018
4.	3270	163	3107	Sean Clifford	2021
5.	3220	-51	3271	Matt McGloin	2012
6.	3214	211	3003	Darryll Clark	2009
7.	3156	806	2350	Michael Robinson	2005
8.	3056	402	2654	Sean Clifford	2019
9.	2887	-68	2955	Christian Hackenberg	2013
10.	2883	-94	2977	Christian Hackenberg	2014
11.	2874	282	2592	Darryll Clark	2008
12.	2720	177	2543	Sean Clifford	2022
13.	2660	-19	2679	Kerry Collins	1994
14.	2638	-13	2651	Anthony Morelli	2007
15.	2618	201	2417	Zack Mills	2002
16.	2445	-80	2525	Christian Hackenberg	2015
17.	2427	-61	2488	Tony Sacca	1991
18.	2336	-88	2424	Anthony Morelli	2006
19.	2316	315	2001	Rashard Casey	2000
20.	2218	335	1883	Sean Clifford	2020
21.	2201	162	2039	John Hufnagel	1972
22.	2191	-27	2218	Todd Blackledge	1982
23.	2184	-27	2211	Mike McQueary	1997
24.	2168	-53	2221	Chuck Fusina	1977
25.	2087	2087	0	Larry Johnson	2002
26.	2077	-121	2198	Wally Richardson	1995
27.	2003	137	1866	Tony Sacca	1990

GAME TOTAL OFFENSE

1.	461	175	286	T. McSorley vs. Ohio State	2018
2.	456	2	454	C. Hackenberg vs. UCF	2014
3.	452	54	398	S. Clifford at Maryland	2019
4.	418	138	280	Z. Mills vs. Ohio State	2001
5.	408	73	335	T. McSorley vs. Minnesota	2016
6.	402	60	342	T. McSorley vs. Washington	2017
7.	398	19	379	M. Robinson vs. Wisconsin	2003
8.	393	-8	401	S. Clifford vs. Villanova	2021
9.	389	-10	399	Z. Mills vs. Iowa	2002
10.	389	13	376	T. McSorley vs. Michigan St.	2016
11.	383	2	381	T. McSorley at Michigan St.	2017
12.	379	39	340	S. Clifford at Minnesota	2019
13.	371	0	371	C. Hackenberg vs. Boston Coll.	2014
371	371	46	325	T. McSorley vs. Nebraska	2017
15.	370	4	366	M. McQueary vs. Pittsburgh	1997
16.	369	67	302	R. Casey vs. Iowa	2000
17.	366	26	340	S. Clifford vs. Maryland	2020
18.	364	-20	384	T. McSorley vs. Wisconsin	2016
19.	363	92	271	J. Hufnagel at Boston College	1972
363	363	125	238	M. Robinson vs. Wisconsin	2005
363	363	-32	395	M. McGloin vs. Indiana	2012

CAREER TDs RESPONSIBLE FOR

1.	107	Trace McSorley	2015-18
2.	99	Sean Clifford	2018-pres.
3.	65	Darryll Clark	2006-09
4.	55	Christian Hackenberg	2013-15
5.	54	Saquon Barkley	2015-17
6.	53	Matt McGloin	2009-12
53	53	Zack Mills	2001-04
8.	51	Todd Blackledge	1980-82
9.	47	Tony Sacca	1988-91
10.	46	Michael Robinson	2002-05

SEASON TDs RESPONSIBLE FOR

1.	39	Trace McSorley	2017
2.	36	Trace McSorley	2016
3.	31	Darryll Clark	2009
4.	30	Trace McSorley	2018
5.	29	Darryll Clark	2008
29	29	Matt McGloin	2012
29	29	Lydell Mitchell	1971
8.	28	Michael Robinson	2005
28	28	Sean Clifford	2019
10.	27	Sean Clifford	2022
11.	25	Todd Blackledge	1982
25	25	Tony Sacca	1991
13.	24	Christian Hackenberg	2013
24	24	Doug Strang	1983
24	24	Saquon Barkley	2017
16.	23	Ki-Jana Carter	1994
23	23	Larry Johnson	2002
23	23		

RECORD WATCH

KICKING

CAREER FIELD GOALS

1.	78	Kevin Kelly	2005-08
2.	54	Sam Ficken	2011-14
3.	50	Craig Fayak	1990-93
4.	49	Jake Pinegar	2018-pres.
5.	47	Travis Forney	1996-99
6.	45	Brett Conway	1993-96
7.	40	Massimo Manca	1982, 84-86
8.	39	Matt Bahr	1976-78
	39	Robbie Gould	2001-04
	39	Tyler Davis	2015-17

CAREER FIELD GOAL ATTEMPTS

1.	107	Kevin Kelly	2005-08
2.	80	Craig Fayak	1990-93
3.	75	Sam Ficken	2011-14
4.	67	Jake Pinegar	2018-pres.
5.	63	Chris Bahr	1973-75
	63	Travis Forney	1996-99
7.	61	Matt Bahr	1976-78
	61	Brett Conway	1993-96
	61	Robbie Gould	2002-04
10.	59	Massimo Manca	1982, 84-86

SEASON FIELD GOAL PCT.

1.	91.7	Tyler Davis	2016
	91.7	Jake Pinegar	2019
3.	83.3	Kevin Kelly	2008
4.	82.8	Sam Ficken	2014
5.	82.6	Ray Tarasi	1989
6.	82.4	Anthony Fera	2011
7.	81.5	Matt Bahr	1978
8.	81	Nick Gancitano	1983
9.	80.8	Travis Forney	1999
	80.8	Massimo Manca	1985
--	75.0	Jake Pinegar	2022

CAREER FIELD GOAL PCT.

1.	79.6	Tyler Davis	2015-17
2.	77.6	Nick Gancitano	1981-84
3.	75.0	Collin Wagner	2006-10
4.	74.6	Travis Forney	1996-99
5.	73.8	Brett Conway	1993-96
6.	73.1	Jake Pinegar	2018-pres.
7.	72.9	Kevin Kelly	2005-08
8.	72.0	Sam Ficken	2011-14
9.	69.0	Herb Menhardt	1976, 78-80
10.	67.8	Massimo Manca	1982, 84-86

LONGEST FIELD GOALS

1.	57	Jordan Stout vs. Pitt	2019
2.	55	Chris Bahr at Temple	1975
	55	Chris Bahr at Ohio State	1975
	55	Chris Bahr at Syracuse	1975
5.	54	Herb Menhardt at NC State	1979
	54	Sam Ficken vs. Kent State	2013
7.	53	Massimo Manca vs. Notre Dame	1985
	53	Kevin Kelly vs. Iowa	2007
	53	Jordan Stout vs. Idaho	2019
10.	52	Chris Bahr vs. West Virginia	1975
	52	Eric Etze at Notre Dame	1988
	52	Brett Conway vs. Temple	1996
	52	Kevin Kelly at Syracuse	2008
	52	Jordan Stout vs. Michigan	2021
14.	51	Pete Mauthe at Pittsburgh	1912
	51	Brett Conway vs. Michigan	1995
	51	Ryan Primanti vs. Illinois	2000
	51	Robbie Gould at Wisconsin	2002
18.	50	Chris Bahr at Syracuse	1973
	50	Chris Bahr at Pittsburgh	1974
	50	Matt Bahr vs. Syracuse	1978
	50	Massimo Manca vs. Alabama	1985
	50	Massimo Manca vs. Notre Dame	1985
	50	Craig Fayak at Alabama	1990
	50	Travis Forney at Minnesota	1998
	50	Robbie Gould vs. Virginia	2002
	50	Kevin Kelly at Wisconsin	2008
	50	Sam Ficken vs. Temple	2014
	50	Jordan Stout vs. Ohio State	2020
	50	Jordan Stout vs. Indiana	2021
	50	Jake Pinegar at Indiana	2022
	50	Jake Pinegar vs. Maryland	2022

SEASON EXTRA POINTS MADE

1.	71	Tyler Davis	2017
2.	62	Brett Conway	1994
	62	Tyler Davis	2016
4.	60	Kevin Kelly	2008
5.	59	Al Vitiello	1971
6.	56	Jake Pinegar	2019
7.	53	Jake Pinegar	2018
8.	52	Jake Pinegar	2022
9.	49	Kevin Kelly	2005
10.	46	Collin Wagner	2009

CAREER EXTRA POINTS MADE

1.	190	Jake Pinegar	2018-pres.
2.	183	Kevin Kelly	2005-08
3.	144	Tyler Davis	2015-17
4.	141	Brett Conway	1993-96
5.	132	Craig Fayak	1990-93
6.	117	Travis Forney	1996-99
7.	115	Robbie Gould	2002-04
8.	109	Sam Ficken	2011-14
9.	98	Al Vitiello	1971-72
10.	86	Massimo Manca	1982, 84-86

CAREER PAT PCT.

(Min. 50 Attempts)

1.	100.0 (59-59)	Herb Menhardt	1976, 78-80
	100.0 (85-85)	Collin Wagner	2006-10
	100.0 (144-144)	Tyler Davis	2015-17
4.	99.3 (141-142)	Brett Conway	1993-96
5.	98.9 (183-185)	Kevin Kelly	2005-08
6.	98.9 (86-87)	Massimo Manca	1982, 84-86
7.	97.3 (109-112)	Sam Ficken	2011-14
8.	96.7 (117-121)	Travis Forney	1996-99
9.	96.4 (190-197)	Jake Pinegar	2018-pres.
10.	96.2 (76-79)	Nick Gancitano	1981-84

PUNTING

PUNT AVERAGE, CAREER

(Min. 50 punts)

1.	44.81	Jordan Stout	2019-21
2.	43.13	Jeremy Boone	2007-09
3.	43.03	Blake Gillikin	2016-19
4.	43.00	George Reynolds	1980-83
5.	41.84	Pat Pidgeon	1996-99
6.	41.79	Ralph Giacomarro	1979-82
7.	41.74	Jeremy Kapinos	2003-06
8.	41.73	Anthony Fera	2008-11
9.	40.50	Chris Claus	1987
10.	39.95	David Royer	1999-02

PUNT AVERAGE, SEASON

(Min. 30 punts)

1.	46.55	Jordan Stout	2021
2.	43.95	Blake Gillikin	2018
3.	43.92	Barney Amor	2022
4.	43.55	Ralph Giacomarro	1981
5.	43.32	Jeremy Boone	2009
6.	43.31	Ralph Giacomarro	1980
7.	43.15	Blake Gillikin	2017
8.	43.03	Jeremy Boone	2008
9.	43.02	Jeremy Boone	2007
10.	42.92	John Bruno Jr.	1985

PUNT RETURNS

PUNT RETURN AVERAGE, SEASON

(Min. 6 returns)

1.	24.6	Jahan Dotson	2020
2.	21.4	Don Jonas	1960
3.	19.2	Gary Hayman	1973
4.	17.5	Lenny Moore	1953
5.	17.0	Shorty Miller	1912
6.	16.1	Ron Younker	1954
7.	16.0	Bob Pollard	1951
8.	15.7	Dick Hoak	1959
9.	15.2	Matt Suhey	1978
10.	14.6	O.J. McDuffie	1989

LONGEST PUNT RETURNS

1.	100	Jim Boring vs. Johns Hopkins	1933
2.	92	Mark Robinson vs. Rutgers	1982
3.	90	Bruce Branch vs. Indiana	1999
4.	85	Wally Triplett vs. West Virginia	1948
	85	Mike Guman at West Virginia	1978
6.	84	O.J. McDuffie at Syracuse	1989
7.	83	Gary Hayman vs. NC State	1973
8.	81	Bryant Johnson vs. Michigan State	2002
	81	Jahan Dotson vs. Michigan State	2020

SCORING

CAREER SCORING

Points	TD	PAT	FG	
1.	425	1	*183	78 Kevin Kelly 2005-08
2.	337	0	190	49 Jake Pinegar 2018-pres.
3.	318	53	0	Saquon Barkley 2015-17
4.	282	0	132	50 Craig Fayak 1990-93
5.	276	0	141	45 Brett Conway 1993-96
6.	271	0	109	54 Sam Ficken 2011-14
7.	261	0	144	39 Tyler Davis 2015-17
8.	258	0	117	47 Travis Forney 1996-99
9.	246	41	0	0 Lydell Mitchell 1969-71
10.	232	0	115	39 Robbie Gould 2001-04

*2-pt conversion run; **2-pt conversion reception

SEASON SCORING

Points	TD	PAT	FG	
1.	174	29	0	0 Lydell Mitchell 1971
2.	140	23	**0	0 Larry Johnson 2002
3.	138	23	0	0 Ki-Jana Carter 1994
	138	23	0	0 Saquon Barkley 2017
5.	132	22	0	0 Saquon Barkley 2016
6.	128	0	62	22 Tyler Davis 2016
7.	122	20	**0	0 Curtis Enis 1997
8.	120	0	60	20 Kevin Kelly 2008
9.	119	11	—	— Pete Mauthe 1909
10.	116	19	*0	0 Richie Anderson 1992
11.	110	1	44	20 Kevin Kelly 2007
12.	107	0	44	21 Travis Forney 1999
13.	102	17	0	0 John Cappelletti 1973
14.	101	0	53	16 Jake Pinegar 2018
15.	100	0	28	24 Sam Ficken 2014

DEFENSE

SEASON TACKLES FOR LOSS

(Since 1975)

1.	29.0	Courtney Brown	1999
2.	24.0	Terry Killens	1995
3.	23.0	Larry Rubin	1979
	23.0	Courtney Brown	1998
	23.0	Michael Haynes	2002
6.	21.5	Maurice Evans	2007
7.	21.0	Tyoka Jackson	1993
8.	20.0	Bruce Clark	1978
	20.0	Todd Atkins	1994
	20.0	LaVar Arrington	1999
	20.0	Aaron Maybin	2008
	20.0	Yetur Gross-Matos	2018
13.	19.5	Carl Nassib	2015
14.	18.0	Willie Smith	1994
	18.0	Todd Atkins	1995
	18.0	Brandon Noble	1996
	18.0	Brad Scioli	1998
	18.0	Justin Kurpekis	2000

SEASON SACKS

(Since 1975)

1.	15.5	Carl Nassib	2015
2.	15.0	Larry Rubin	1978
	15.0	Michael Haynes	2002
4.	13.5	Courtney Brown	1999
5.	12.5	Maurice Evans	2007
6.	12.0	Larry Rubin	1978
	12.0	Aaron Maybin	2008
8.	11.5	Shane Conlan	1983
	11.5	Courtney Brown	1998
10.	11.0	Mark D'Onofrio	1989
	11.0	Terry Killens	1995
	11.0	Tamba Hali	2005

CAREER INTERCEPTIONS

1.	19	Neal Smith	1967-69
2.	15	Pete Harris	1976-78, 80
	15	Darren Perry	1988-91
4.	13	Kim Herring	1993-96
5.	12	Junior Powell	1961-63
	12	Derek Bochna	1990-93
	12	Brian Miller	1993-96
	12	Alan Zemaitis	2002-05
	12	Anthony Scirrotto	2005-08
10.	11	Don Eyer	1951-53
	11	Dennis Onkotz	1967-69
--	9	Ji'Ayir Brown	2020-22

SEASON INTERCEPTIONS

1.	10	Neal Smith	1969
	10	Pete Harris	1978
3.	8	Don Eyer	1952
	8	Jack Sherry	1952
	8	Neal Smith	1968
6.	7	Milt Plum	1956
	7	Dick Gingrich	1965
	7	Darren Perry	1990
	7	Kim Herring	1996
10.	6	11 Times, Last: Ji'Ayir Brown	2021

LONGEST INTERCEPTION RETURNS

1.	99*	Michael Mauti at Illinois	2012
2.	98	Wayne Berfield at Boston	1958
3.	91	Mark Robinson at Pittsburgh	1981
4.	90*	Alan Zemaitis at Purdue	2003
5.	87	Ji'Ayir Brown at Maryland	2021
6.	85	Tom Silvano vs. Gettysburg	1934
	85	Scott Radeccic at West Virginia	1982
8.	83	Yaacov Yisrael at Iowa	2003
9.	82	Coop French at Penn	1929
	82*	Pete Curkendall vs. Maryland	1986

*Non-Scoring Play



35

GAME 1
PENN STATE VS. PURDUE

31 P

ROSS-ADE STADIUM | FOX | 9/1/22 | 57,307



GAME RECAP

WEST LAFAYETTE, Ind. - Sean Clifford connected with Keyvone Lee for a 10-yard touchdown to give the Penn State football team the lead with 57 seconds remaining as the Nittany Lions earned a 35-31 win over Purdue at Ross-Ade Stadium to begin the 2022 season.

Clifford completed 20-of-37 passes for 282 yards and a career-high-tying four passing touchdowns, while adding a 2-yard rushing score. Mitchell Tinsley caught seven passes for 84 yards and a touchdown in his Penn State debut, while KeAndre Lambert-Smith had four receptions for 58 yards and a touchdown. Brenton Strange added a 67-yard touchdown reception.

Joey Porter Jr. led the Nittany Lions with eight tackles to go with six pass breakups and a fumble recovery. Johnny Dixon and Jonathan Sutherland each had a sack, while Dixon broke up two passes. Keaton Ellis broke up four passes and Zakee Wheatley forced a fumble.

HOW IT HAPPENED

The Boilermakers got on the board first, finishing a 73-yard drive with a 36-yard field goal by Mitchell Fineran with 3:38 left in the first quarter.

Penn State answered with a 12-yard touchdown pass from Clifford to Tinsley with 13:09 left in the second quarter. The Nittany Lions finished a 12-play, 79-yard drive as Clifford found a wide-open Tinsley on a crossing route. The drive was sparked by a 20-yard reception by Parker Washington and a 12-yard catch by Devyn Ford. Penn State took a 7-3 lead.

Purdue responded with a touchdown drive, concluding with a 3-yard run by King Doerue. The Boilermakers' 75-yard drive was aided by a pair of penalties. Purdue led 10-7 with 9:43 left in the second quarter.

Penn State re-took the lead on a 2-yard touchdown rush by Clifford with 1:44 left in the first half. The eight-play, 43-yard drive including four runs by Nicholas Singleton and a 10-yard catch by Strange.

The Nittany Lions forced a turnover in Purdue territory with 30 seconds left in the half. On a reverse play, Wheatley knocked the ball loose and Porter Jr. recovered the ball at the Penn State 18.

Penn State took advantage of the turnover with a 67-yard touchdown reception by Strange. The redshirt junior caught the ball along the sideline and fought off multiple Boilermakers to break loose for the score and his longest career reception. Penn State held a 21-10 lead at the break.

Purdue scored on a 2-yard run by Doerue on the opening drive of the second half. A 75-yard drive included a 22-yard pass from Aidan O'Connell to Charlie Jones.

The Boilermakers took the lead on a 7-yard touchdown pass from O'Connell to Jones late in the third quarter. Purdue engineered a 10-play, 81-yard drive, which included a 26-yard reception by Mershawn Rice and a 23-yard catch by Payne Durham. Purdue led 24-21 with 1:11 left in the third quarter.

The Nittany Lions answered with a 29-yard touchdown reception by Lambert-Smith in the fourth quarter. After forcing a three-and-out, Penn State started the drive at their own 45 yard-line. Clifford hit Mitchell Tinsley for a 17-yard reception and Kaytron Allen for a 9-yard pass. Clifford connected with Lambert-Smith on a slant and the sophomore spun out of a tackle and took it to the end zone. Penn State held a 28-24 lead with 10:44 remaining.

Purdue re-took the lead on a 72-yard pick-six by Chris Jefferson to hold a 31-28 advantage with 8:29 to go.

After a key third-down pass breakup by Hardy to force a Purdue punt, the Nittany Lions took over on their own 20 yard-line with 2:22 remaining.

The drive began with an 8-yard completion to Tinsley and a 7-yard reception by Lambert-Smith. Two plays later, Clifford connected with Tinsley towards the sideline for a 27-yard catch-and-run to the Purdue 30. On second-and-five at the Purdue 25, Clifford hit Tyler Warren for a 15-yard gain to the Purdue 10. On the next play, Clifford rolled out to his right and lofted a pass to Lee, who took it into the end-zone for the go-ahead score. Penn State took a 35-31 lead with 57 seconds remaining.

Notes

- Penn State is now 16-3-1 all-time against Purdue, including a 8-2 record in road matchups.
- The Nittany Lions are now 112-22-2 all-time in season openers.
- The Blue and White has won 18 of its last 21 season openers and six of its last seven.
- Penn State is now 16-14 all-time in Big Ten openers and 18-12 in Big Ten road openers.
- QB Sean Clifford completed 20-of-37 passes for 282 yards and a career-high-tying four touchdowns. He added a 2-yard rushing touchdown.
- With 282 passing yards, Clifford became the third Penn State quarterback to surpass the 8,000-career passing yard mark, joining Trace McSorley (9,899; 2015-18) and Christian Hackenberg (8,457; 2013-15). Clifford now has 8,121 career passing yards.
- With 284 total yards (282 passing; 2 rushing), Clifford surpassed the 9,000-career total yard mark. He now has 9,020 total yards (8,121 passing; 899 rushing).
- Clifford became the third Penn State quarterback to start a game in four different seasons, joining Tony Sacca (1988-92) and Zack Mills (2001-04).
- TE Brenton Strange hauled in a 67-yard touchdown reception late in the second quarter. It was his longest career reception and his seventh career touchdown reception.
- WR Mitchell Tinsley caught a team-high seven passes for 84 yards and a touchdown.
- Tinsley hauled in a 12-yard touchdown reception early in the second quarter. It was his first reception and first touchdown as a Nittany Lion.
- With seven catches on Thursday, Tinsley has made at least seven receptions in each of his last six career games.
- Penn State broke up 16 passes, including six by Joey Porter Jr. and four by Keaton Ellis.
- Penn State's school-record 16 pass breakups at Purdue are the most in the FBS for a single game since 2018, when Tulane had 20 against East Carolina.
- Porter's six pass breakups vs. the Boilermakers set a school record and tied a Big Ten record for a single game.
- LB Jonathan Sutherland notched his first career full sack in the fourth quarter.
- S Zakee Wheatley forced a fumble in the second quarter, his first career forced fumble.
- K Jake Pinegar has now made 143 career extra points, moving into third all-time at Penn State.
- P Barney Amor landed two punts inside the 10.

SCORING SUMMARY

	1	2	3	4	OT	F
PSU	0	21	0	14	-	35
PUR	3	7	14	7	-	31

1st	3:38	PUR				10-73/4:30/0-3
			Fineran, Mitchell 36 yd field goal			
2nd	13:09	PSU				12-79/5:23/7-3
			Tinsley, Mitchell 12 yd pass from Clifford, Sean (Pinegar kick)			
	9:43	PUR				9-75/3:26/7-10
			Doerue, King 3 yd rush (Fineran kick)			
	1:44	PSU				8-43/4:30/14-10
			Clifford, Sean 2 yd rush (Pinegar kick)			
	0:02	PSU				2-82/0:28/21-10
			Strange, Brenton 67 yd pass from Clifford, Sean (Pinegar kick)			
3rd	11:16	PUR				9-75/3:44/21-17
			Doerue, King 2 yd rush (Fineran kick)			
	1:11	PUR				10-81/4:40/21-24
			Jones, Charlie 7 yd pass from O'Connell, Aidan (Fineran kick)			
4th	10:44	PSU				4-55/1:20/28-24
			Lambert-Smith, KeAndre 29 yd pass from Clifford, Sean (Pinegar kick)			
	8:29	PUR				-/-/28-31
			Jefferson, Chris 72 yd interception return (Fineran kick)			
	0:57	PSU				8-80/1:25/35-31
			Lee, Keyvone 10 yd pass from Clifford, Sean (Pinegar kick)			

TEAM STATS

	PSU	PUR
First Downs	24	26
Rushing Yards	98	61
Passing Yards	308	365
Passing (C-A-Int)	22-41-1	30-60-0
Total Offense	406	426
Plays	73	82
Fumbles (#-Lost)	0-0	1-1
Penalties (#-Yards)	5-56	9-92
Possession Time	30:44	29:16
3rd-Down Conv.	5-14	5-16
Red Zone	3-3	4-4
Touchdowns	5	4
Field goals	0	1

OTHER

Time of Game		3:59
Purdue	0-1, 0-1 Big Ten	
Penn State	1-0, 1-0 Big Ten	

INDIVIDUAL STATISTICS

RUSHING (ATT-YDS-TD)

Penn State-Singleton, Nicholas 10-31; Allen, Kaytron 9-31; Lee, Keyvone 9-30; Washington, Parker 1-4; Clifford, Sean 4-2-1.
Purdue-Doerue, King 15-57-2; Downing, Dylan 4-14; Sheffield, TJ 1-7; O'Connell, Aidan 2(-17).

PASSING (CMP-ATT-TD-INT-YDS)

Penn State-Clifford, Sean 20-37-4-1-282; Allar, Drew 2-4-0-0-26.
Purdue-O'Connell, Aidan 30-60-1-0-365.

TOP RECEIVERS (REC-YDS-TD)

Penn State-Tinsley, Mitchell 7-84-1; Lambert-Smith, KeAndre 4-58-1; Warren, Tyler 3-23; Strange, Brenton 2-77-1; Washington, Parker 2-30; Lee, Keyvone 2-15-1; Ford, Devyn 1-12; Allen, Kaytron 1-9.
Purdue-Jones, Charlie 12-153-1; Sheffield, TJ 4-49; Rice, Mershawn 3-59; Durham, Payne 3-43; Thompson, Broc 3-28; Tracy Jr., Tyrone 2-17; Doerue, King 2-10; Downing, Dylan 1-6.

TOP TACKLERS (UA-A-T)

Penn State-Porter, Jr., Joey 8-0-8; Jacobs, Curtis 3-3-6; Brown, Ji'Ayir 5-0-5; Sutherland, Jonathan 3-0-3; Reed, Jaylen 3-0-3; Dixon, Johnny 3-0-3; Elsdon, Tyler 3-0-3; Wheatley, Zakee 2-0-2; Hardy, Daequan 2-0-2; Vanover, Amin 1-1-2.
Purdue-Jefferson, Chris 5-2-7; Graham, Jalen 4-2-6; Allen, Cam 4-2-6; Douglas, Kieren 4-1-5; Washington, Clyde 4-1-5; Brothers, O.C. 4-1-5; Humpich, Scotty 3-2-5; Boyd Jr., Prince 2-3-5; Sullivan, Jack 3-0-3; Sydnor, Khrodae 2-1-3; Kane, Sanoussi 1-2-3.



46

GAME 2
PENN STATE VS. OHIO

10



BEAVER STADIUM | ABC | 9/10/22 | 107,306



GAME RECAP

UNIVERSITY PARK, Pa. — Penn State defeated Ohio, 46-10, in its 2022 home opener at Beaver Stadium.

Freshman Nicholas Singleton had a breakout-performance with 10 carries for 179 yards, including 70 and 44-yard touchdowns and a 48-yard run. Singleton's first career touchdown was Penn State's longest run since Journey Brown's 85-yard run versus Pitt in 2019. His 179 yards are a school record for a Beaver Stadium debut.

Singleton became the first Nittany Lion with multiple 40+ yard touchdown runs in a game since Larry Johnson at Indiana on Nov. 16, 2002 (touchdown runs of 41, 43 and 69 yards). He is the first Nittany Lion with three 40+ yard runs in a game since Johnson's performance against Indiana (runs of 41, 41, 43 and 69).

Penn State produced 572 total yards, with 234 on the ground and 338 in the air. Sean Clifford was 19-for-27 passing for 213 yards and a touchdown along with a 1-yard touchdown run. Seventeen Nittany Lions registered at least one catch, led by Parker Washington with four for 60 yards.

The Nittany Lions limited the Bobcats to just 264 yards, 16 first downs and just two plays over 20 yards. Tyler Elsdon had a team-high six tackles and Dominic DeLuca collected a team-high five solo tackles.

HOW IT HAPPENED

The Nittany Lions got on the board first as a 12-play, 77-yard drive finished with a 1-yard touchdown rush by Clifford. The redshirt senior completed all six passes attempted on the drive, tallying 62 yards. The drive included a 38-yard reception by Washington and a 15-yard grab by Tyler Warren. Clifford had a 15-yard run to setup his touchdown rush. Penn State led 7-0 with 6:45 remaining in the first quarter.

Penn State needed just one play to score on its next drive as Singleton ran 70 yards for his first career touchdown, which doubled the Nittany Lions' lead with 2:28 left in the opening quarter.

Unable to score on a third-straight possession, Penn State responded with a safety on Ohio's first play of its drive. Pinned at the 1-yard line after a 45-yard punt by Barney Amor, the Bobcats botched a handoff in the endzone and were able to jump on the ball before a Nittany Lion defender could.

Penn State added a field goal with 5:14 remaining in the second quarter on Jake Pinegar's 25-yard kick.

Ohio got on the board in its final possession of the first half. The Bobcats turned in an eight-play, 75-yard drive capitalized by a 1-yard rushing touchdown by Sieh Bangura.

Starting at its own 22-yard line with 1:29 left in the first half, Penn State effectively ran its two-minute offense for a 7-yard touchdown throw from Clifford to Mitchell Tinsley with 15 seconds left. Clifford made eight completions for all 78 yards gained on the drive, including a 34-yard catch by Washington that preceded Tinsley's touchdown.

The Nittany Lions recorded the first score of the second half with a 32-yard pass from Drew Allar to Omari Evans for both of their first collegiate touchdowns with 9:25 left in the third quarter. Starting from their 30-yard line, the five-play drive took only two minutes and eight seconds, which was aided by a 7-yard catch by Washington and 15-yard roughing the passer penalty added to it.

Singleton's second touchdown, of 44 yards, made it 40-7 with 4:33 left in the third quarter. All three plays in the 52-yard drive were Singleton rushes.

Penn State's final touchdown was Allar's second touchdown, a 28-yard pass to Khalil Dinkins for his first career touchdown, a minute and 16 seconds into the fourth quarter. The Nittany Lions orchestrated a 55-yard drive on nine plays, and the freshman quarterback accounted for all but one yard with four rushes for 17 yards and three completions for 37 yards.

Ohio notched a 21-yard field goal to complete a 15-play, 76-yard drive with 6:50 left in the game.

Notes

- Penn State is now 6-1 all-time against Ohio, with all six meetings at home.
- The Nittany Lions are now 121-13-1 all-time in home openers.
- Penn State has won 19 of its last 21 home openers.
- Nittany Lion freshmen (true and redshirt) combined for 423 of the team's 572 yards (74 percent).
- In the first half, Sean Clifford completed passes to 10 different receivers. Penn State last had 10 receivers catch a pass in a half at Maryland in 2019 (first half).
- The Nittany Lions finished the game with a program-record 17 receivers catching a pass. Only 15 Nittany Lions caught a pass during the entire 2021 season.
- Since 1960, Penn State has had 11 seasons with 17 players catching at least one pass. The Nittany Lions had 17 pass catchers in the Ohio game.
- Penn State had touchdown runs of 44 and 70 yards, both by RB Nicholas Singleton. The Nittany Lions had multiple 40+ yard touchdown runs in a game for the first time since 2018 at Illinois (Miles Sanders, 48 yards; Ricky Slade, 61 yards).
- Clifford earned his 21st career 200-yard passing game, finishing with 213 yards. Clifford is tied with Christian Hackenberg (2013-15) for the second-most 200-yard games in program history.
- With his 1-yard touchdown rush in the first quarter, Clifford moved into sole possession of fifth all-time at Penn State for rushing touchdowns by a quarterback with 12, passing Zack Mills (2001-04).
- Allar found Omari Evans on a 32-yard touchdown strike in the third quarter, his first career touchdown pass.
- Singleton's first Nittany Lion with multiple 40+ yard touchdowns in a game since Larry Johnson at Indiana on Nov. 16, 2002 (touchdown runs of 41, 43 and 69 yards).
- Singleton is the first Nittany Lion with three 40+ yard runs in a game since Johnson's performance against Indiana (runs of 41, 41, 43 and 69).
- The 179 rushing yards by Singleton is a Penn State record for a Beaver Stadium debut.
- The Nittany Lions limited Ohio to 164 passing yards, the 59th time the Nittany Lions have held an opponent under 200 passing yards since 2014.
- CB Johnny Dixon recorded a career-high 1.5 tackles for loss. Dixon notched a solo sack in the third quarter.
- P Barney Amor landed two punts inside the 20 and hit two punts of 50 or more yards.

SCORING SUMMARY

	1	2	3	4	OT	F
OHIO	0	7	0	3	-	10
PSU	14	12	14	6	-	46

1st	6:45	PSU	12-77/5:51/7-0
	2:28	PSU	1-85/0:30/14-0
	9:43	PSU	-/0:04/16-0
	5:14	PSU	10-49/4:00/19-0
	1:34	OHIO	8-75/3:40/19-7
	0:15	PSU	8-78/1:14/26-7
	9:25	PSU	5-70/2:08/33-7
	4:33	PSU	3-52/1:15/40-7
	13:44	PSU	9-55/4:00/46-7
	6:50	OHIO	15-76/6:45/46-10

TEAM STATS

	OHIO	PSU
First Downs	16	27
Rushing Yards	99	234
Passing Yards	164	338
Passing (C-A-Int)	17-40-0	31-42-0
Total Offense	263	572
Plays	66	76
Fumbles (#-Lost)	1-0	0-0
Penalties (#-Yards)	3-35	4-35
Possession Time	28:02	31:58
3rd-Down Conv.	4-15	3-12
Red Zone	2-2	3-3
Touchdowns	1	6
Field goals	1	1

OTHER

Time of Game	3:35
Penn State	1-0, 1-0 Big Ten
Ohio	1-1, 0-0 MAC

INDIVIDUAL STATISTICS

RUSHING (ATT-YDS-TD)

Penn State-Singleton, Nicholas 10-179-2; Allen, Kaytron 6-23; Clifford, Sean 8-14-1; Smith, Tank 2-14; Allar, Drew 5-11; Lee, Keyvone 1-0; Holzworth, Tyler 1-0; Veilleux, Christian 1(-7).

Ohio-Rourke, Kurtis 5-29; Navarro, Parker 7-26; Bangura, Sieh 7-25-1; McCormick, Nolan 4-17; Toledo, Tyler 1-5; Harris CJ 1-1; Kacmarek, Will 0(-1); TEAM 1(-3).

PASSING (CMP-ATT-TD-INT-YDS)

Penn State-Clifford, Sean 19-27-1-0-213; Allar, Drew 6-8-2-0-88; Veilleux, Christian 6-7-0-37.

Ohio-Rourke, Kurtis 14-30-0-0-119; Navarro, Parker 2-7-0-0-28; Harris CJ 0-2-0-0-0; Jones, Jacoby 1-1-0-0-17.

TOP RECEIVERS (REC-YDS-TD)

Penn State-Washington, Parker 4-60; Wallace III, Harrison 4-35; Tinsley, Mitchell 3-27-1; Evans, Omari 2-30-1; Lambert-Smith, KeAndre 2-26; Saunders, Kalen 2-21; Dottin, Jaden 2-14; Ford, Devyn 2-13; Meiga, Malick 2-12; Dinkins, Khalil 1-28-1; Allen, Kaytron 1-22. Ohio-Wiglusz, Sam 4-23; Bostic, James 3-31; Walton, Ty 3-22; Bangura, Sieh 2-35; Rourke, Kurtis 1-17; McCormick, Nolan 1-14; Jones, Jacoby 1-12; Foster, Tyler 1-5; Burton, Alec 1-5.

TOP TACKLERS (UA-A-T)

Penn State-Eldson, Tyler 3-3-6; DeLuca, Dominic 5-0-5; Brown, Ji'Ayir 4-1-5; Carter, Abdul 2-3-5; Jacobs, Curtis 1-4-6; Winston Jr., Kevin 2-1-3; Miller, Cam 1-2-3; Dennis-Sutton, Dani 2-0-2; Dwyer, Robbie 2-0-2; Dixon, Johnny 1-1-2; Jaylen Reed 1-1-2.

Ohio-Gregory, John 3-3-6; Houston, Bryce 3-3-6; Drake, Tariq 5-0-5; Williams Jr., Adonis 4-1-5; Thompson, Keye 4-1-5; Cox, Torrie 3-1-4; Sanders, Zack 3-1-4; McCrory, Jack 3-1-4; Johnson, Ben 2-1-3; Caesar, Kai 1-2-3; Kelly, Kyle 1-2-3.



41

GAME 3
PENN STATE VS. AUBURN

12



JORDAN-HARE STADIUM | CBS | 9/17/22 | 87,451



GAME RECAP

AUBURN, Ala. — The No. 22/23 Penn State football team exploded in the second half to earn a 41-12 win over Auburn in Jordan-Hare Stadium. The Nittany Lions scored 17 unanswered points in the third quarter and outscored the Tigers, 27-6, in the second half.

A balanced Penn State offense earned 477 total yards, including 245 on the ground and 232 through the air. Freshman Nicholas Singleton went over the 100-yard rushing mark for the second-straight game, tallying 124 yards and two touchdowns on 10 carries. Singleton had a 54-yard touchdown run and another 53-yard run. Fellow freshman Kaytron Allen added 52 yards and two touchdowns on the ground. Sean Clifford completed 14-of-19 passes for 178 yards and had a 7-yard touchdown run to go with a 25-yard reception.

The Penn State defense forced four takeaways, including two fumbles and two interceptions. The Nittany Lions recorded 11 tackles for loss and six sacks. Abdul Carter led Penn State with six tackles, including a sack, and a forced fumble. Ji'ayir Brown added five tackles, a sack, a forced fumble and an interception. Adisa Isaac tallied three tackles for loss and a sack, while Chop Robinson registered a sack, a forced fumble and a fumble recovery. Zakee Wheatley made his first career interception.

Auburn threw for 296 yards. TJ Finley passed for 152 yards, while Robby Ashford had 144 yards and a touchdown. Jarquez Hunter had a 22-yard touchdown reception. Owen Pappoe led the Tigers with six tackles and a forced fumble.

HOW IT HAPPENED

Auburn got on the board with a 31-yard field goal by Anders Carlson. The Tigers led 3-0 with 8:20 to go in the opening quarter.

The Nittany Lions responded with a 9-play, 75-yard drive that ended with a 7-yard touchdown rush by Clifford. Allen had a 16-yard carry, while Mitchell Tinsley came up with two key catches on the drive, including a 34-yard reception, to setup the Nittany Lions at the 7-yard line. Penn State led 7-3 with 4:21 remaining in the first quarter.

Wheatley came up with a key interception to end a potential Auburn scoring drive in the first quarter. On 3rd-and-6 at the Penn State 28-yard line, Finley was flushed out of the pocket and fired a throw that was caught by a diving Wheatley.

Auburn cut its deficit to one with a field goal in the second quarter. A 12-play, 67-yard drive ended with a 22-yard kick by Carlson. The Nittany Lions held a 7-6 advantage with 6:59 left in the second quarter.

The Nittany Lions extended their lead on a 3-yard touchdown rush by Allen in the second quarter. The drive was highlighted by a 25-yard pass from KeAndre Lambert-Smith to Clifford to setup Penn State inside the Auburn 10. Penn State led 14-6 with 1:46 remaining in the first half.

Another key takeaway led to a Penn State field goal in the third quarter. After a strip-sack by Brown, and a fumble recovery by Robinson, Penn State took over at the Auburn 30-yard line. Jake Pinegar converted a 48-yard kick.

Penn State took advantage of an interception by Brown to add another score late in the third quarter. A 27-yard return by Brown, and an Auburn penalty, set up Penn State at the Auburn 48-yard line. Parker Washington hauled in 26- and 17-yard passes from Clifford to setup a 6-yard touchdown run by Allen.

Auburn responded with a 22-yard touchdown reception by Hunter, from Ashford, to finish a 6-play, 65-yard drive. Auburn's two-point conversion attempt was no good.

Penn State answered with a 54-yard touchdown run by Singleton. The Nittany Lions tallied the final score of the day, a 22-yard field goal by Pinegar.

Notes

- The Nittany Lions are 25-24 all-time against current members of the SEC.
- Penn State earned the Big Ten's first sweep of a home-and-home series against an SEC opponent since Northwestern in 2010 and 2012 against Vanderbilt.
- The Nittany Lions earned the Big Ten's first road win against an SEC opponent since Purdue's 35-3 win at Missouri in 2017.
- The Nittany Lions' 29-point win is the second-largest margin of victory for a Big Ten team in a road game against an SEC opponent, behind only Purdue's win over Missouri.
- Penn State's 29-point margin was the Big Ten's sixth win over an SEC team by 29 or more points and the third in a regular season game. Penn State also had a 29-point win (43-14) over Auburn in the 1996 Outback Bowl.
- It marked Auburn's largest margin of defeat in a non-conference home game since 1982 (41-7 loss to Nebraska).
- Penn State finished with 245 yards rushing. Since 2014, the Nittany Lions have gone over 200 rushing yards 35 times (30-5 in those games).
- Penn State had five rushing touchdowns in a game for the first time since the 2019 Cotton Bowl vs. Memphis.
- The Nittany Lions had two freshmen running backs (Kaytron Allen and Nicholas Singleton) each score two touchdowns. Since at least 2000, they are the only Penn State freshmen to both score two rushing touchdowns in a game.
- WR KeAndre Lambert-Smith completed a 25-yard pass to QB Sean Clifford in the second quarter.
- With runs of 54 and 53 yards, RB Nicholas Singleton now has five runs of 40+ yards this season and three over 50 yards. He leads the country in 40+ yard runs this season.
- Through three games this season, Singleton has 334 rushing yards. Since 2000, only Larry Johnson (362, 2002) has more rushing yards through the first three games of a season.
- Since 2000, Singleton has the most rushing yards by a Penn State freshman through the first three games of a season.
- The Nittany Lions forced two fumbles and two interceptions. Penn State had four takeaways in a game for the first time since the Michigan State game in 2019.
- Penn State recorded 11 tackles for loss and six sacks. The Nittany Lions registered 10 or more tackles for loss for the 26th time since 2014.
- S Ji'ayir Brown tallied five tackles (four solo), a sack, a forced fumble and an interception.
- DE Adisa Isaac recorded a career-high three tackles for loss, including a sack early in the third quarter.
- S Zakee Wheatley recorded his first career interception in the first quarter.
- Pinegar accounted for 11 points on the day. He now has 273 career points, moving into fifth all-time at Penn State. He moved past Sam Ficken (271; 2011-14).

SCORING SUMMARY

	1	2	3	4	OT	F
PSU	7	7	17	10	-	41
AUB	3	3	0	6	-	12

1st	8:20	AUB	9-33/4:48/0-3
	4:21	PSU	9-75/3:59/7-3
		Clifford, Sean 7 yd rush (Pinegar kick)	
2nd	6:59	AUB	12-67/5:14/7-6
	1:46	PSU	11-68/5:06/14-6
		Allen, Kaytron 3 yd rush (Pinegar kick)	
3rd	12:16	PSU	3-58/1:07/21-6
	9:27	PSU	4-(-1)/1:09/24-6
	1:07	PSU	6-48/3:07/31-6
		Allen, Kaytron 6 yd rush (Pinegar kick)	
4th	14:27	AUB	6-65/1:40/31-12
	12:03	PSU	4-75/2:04/38-12
	5:21	PSU	9-65/5:47/41-12
		Pinegar, Jake 22 yd field goal	

TEAM STATS

	PSU	AUB
First Downs	19	23
Rushing Yards	245	119
Passing Yards	232	296
Passing (C-A-Int)	17-23-0	21-38-2
Total Offense	477	415
Plays	62	74
Fumbles (#-Lost)	2-0	3-2
Penalties (#-Yards)	9-80	7-61
Possession Time	30:22	29:38
3rd-Down Conv.	5-11	5-14
Red Zone	5-5	2-4
Touchdowns	5	1
Field goals	2	2

OTHER

Time of Game	3:28
Auburn	2-1, 0-0 SEC
Penn State	3-0, 1-0 Big Ten

INDIVIDUAL STATISTICS

RUSHING (ATT-YDS-TD)

Penn State-Singleton, Nicholas 10-124-2; Allen, Kaytron 9-52-2; Ford, Devyn 7-37; Lee, Keyvone 4-18; Clifford, Sean 6-15-1; Veilleux, Christian 1-3; TEAM 2-(-4).

Auburn-Bigsby, Tank 9-39; Ashford, Robby 11-29; Finley, TJ 9-21; Hunter, Jarquez 5-16; Jackson, Shedrick 1-12; Alston, Damari 1-2.

PASSING (CMP-ATT-TD-INT-YDS)

Penn State-Clifford, Sean 14-19-0-0-178; Allar, Drew 2-2-0-0-29; Lambert-Smith, KeAndre 1-1-0-0-25; Veilleux, Christian 0-1-0-0-0.

Auburn-Finley, TJ 11-19-0-1-152; Ashford, Robby 10-19-1-1-144.

TOP RECEIVERS (REC-YDS-TD)

Penn State-Strange, Brenton 6-80; Washington, Parker 4-58; Tinsley, Mitchell 3-47; Lambert-Smith 2-16; Clifford, Sean 1-25; Ford, Devyn 1-6.

Auburn-Johnson, Ja'Varrius 6-73; Jackson, Shedrick 4-76; Hunter, Jarquez 3-37-1; Bigsby, Tank 2-38; Johnson Jr., Malcolm 2-28; King, Landen 1-24; Moore, Koy 1-13; Fromm, Tyler 1-5; Shenker, John Samuel 1-2.

TOP TACKLERS (UA-A-T)

Penn State-Carter, Abdul 6-0-6; Wilson, Marquis 4-2-6; Brown, Ji'ayir 4-1-5; King, Kobe 4-1-5; Elsdon, Tyler 4-0-4; Reed, Jaylen 3-0-3; Hardy, Daequan 3-0-3; Isaac, Adisa 3-0-3; Jacobs, Curtis 2-1-3; Porter Jr., Joey 2-0-2; Tarburton, Nick 2-0-2; Sutherland, Jonathan 2-0-2.

Auburn-Pappoe, Owen 4-2-6; Riley, Cam 4-2-6; Leota, Eku 5-0-5; James, DJ 4-1-5; Wooden, Colby 4-1-5; Hall, Derick 2-3-5; Scott, Keionte 2-2-4; Jones, Jayson 2-1-3; Puckett, Zion 2-1-3; Steiner, Wesley 2-1-3; Bridges, Cayden 2-1-3.



33

GAME 4

PENN STATE VS. CENTRAL MICHIGAN

14



BEAVER STADIUM | BTN | 9/24/22 | 106,624



GAME RECAP

UNIVERSITY PARK, Pa. – The No. 14/15 Penn State used 19 unanswered points to defeat Central Michigan, 33-14, at Beaver Stadium. Freshman running back Kaytron Allen recorded his first career 100-yard rushing game, racking up 111 and a touchdown on just 13 carries.

The Nittany Lions notched 166 rushing yards, averaging 5.2 yards per carry on the ground. Nicholas Singleton collected 46 yards on 12 attempts, and Sean Clifford had 23 yards and a touchdown on five carries.

Clifford went 22-of-34 passing for 217 yards and three touchdowns. Parker Washington caught a team-high six catches for 64 yards and Brenton Strange had five receptions for 42 yards and two touchdowns.

The Nittany Lions had a 4-0 turnover advantage, producing two interceptions and two fumbles. PJ Mustipher had a team-high six tackles, and Dani Dennis-Sutton picked up a game-high two sacks. Kalen King broke up a game-high four passes along with a forced fumble and fumble recovery. Johnny Dixon and Zakee Wheatley each recorded an interception.

The Chippewas' quarterback Daniel Richardson went 26-45 for 235 yards, two touchdowns and two interceptions. Carlos Carriere collected a game-high 111 receiving yards on 11 catches. Lew Nichols III rushed for 68 yards on 13 carries.

HOW IT HAPPENED

The Nittany Lions produced the game's first score on a Mitchell Tinsley 5-yard touchdown reception with 8:42 left in the first quarter. Forcing a three-and-out after the kickoff, Penn State went 59 yards on nine plays in 4:56 in their first possession. Clifford went three-for-three for 47 yards on the drive, including a 27-yard throw to Washington on the first play.

Penn State needed just three plays on its next drive for a second touchdown, a 4-yard reception from Strange with 6:38 remaining in the opening quarter. Zakee Wheatley put the ball on Central Michigan's 15-yard line after returning an interception 34 yards, which was aided by Ji'Air Brown hitting the quarterback on his throw.

Central Michigan got on the board with a 2-yard touchdown catch from Finn Hogan on fourth-and-goal with 12:39 left in the second quarter. The Chippewas converted three third downs for first downs on the 11-play, 45-yard drive.

The game was tied up with 6:25 remaining in the first half, as Richardson hit Joel Wilson for a 14-yard touchdown pass. After getting an incompleton on a Penn State fourth down at the Central Michigan 33-yard line, the Chippewas went all the way down the field on nine plays in 3:23. Richardson threw four completions for 56 yards, including a 20-yarder to Carriere to put Central Michigan in the redzone.

The Nittany Lions took back the lead with 1:58 remaining before halftime on a 14-yard rushing touchdown from Allen. He had three rushes for 33 yards in the five-play, 98-second drive. Washington gave Penn State excellent field position with a 14-yard punt return to Central Michigan's 34-yard line.

Penn State scored three minutes and five seconds into the second half on another short yardage touchdown catch from Strange, this time for 3 yards. The Chippewas gifted the Nittany Lions the ball in excellent field position, muffing a punt that Curtis Jacobs recovered at Central Michigan's seven-yard line.

Clifford ran in for a 1-yard touchdown, 17 seconds into the fourth quarter to make it 33-14. On the drive, Allen had a career-best 37-yard run to get the Nittany Lions into the red zone.

The Nittany Lions tallied the final score of the day, a 22-yard field goal by Pinegar.

Notes

- Penn State is now 2-0 all-time against Central Michigan.
- The Nittany Lions are 32-2 all-time against MAC opponents.
- This is the 39th 4-0 start in program history.
- Penn State has scored 30+ points in four straight games to start the season for the first time since 2018 (45 vs. Appalachian State, 51 at Pittsburgh, 63 vs. Kent State, 63 at Illinois).
- Penn State forced four opponent turnovers for the second consecutive game, the first time that the Nittany Lions have forced at least four turnovers in two straight games since forcing four by both Virginia and Navy early in the 2012 season.
- With RB Kaytron Allen's 111-yard rushing performance, Penn State has had two true freshman running backs post 100-yard games in a single season for the first time since 2019, when Devyn Ford (once) and Noah Cain (twice) each eclipsed the 100-yard plateau.
- With 217 passing yards, QB Sean Clifford earned his 22nd career game with 200 passing yards. He broke a tie with Christian Hackenberg (2013-15) to move into sole possession for second all-time at Penn State.
- WR Mitchell Tinsley hauled in a 5-yard touchdown reception in the first quarter. It was his 21st career touchdown reception and third as a Nittany Lion.
- TE Brenton Strange recorded his first career game with multiple receiving touchdowns, grabbing a 4-yard touchdown pass in the first quarter and a 3-yard TD pass in the third stanza.
- The Nittany Lions recorded two interceptions, including one each by S Zakee Wheatley and CB Johnny Dixon and two fumble recoveries, by LB Curtis Jacobs and CB Kalen King, marking the second-straight game where Penn State has forced four turnovers.
- The Nittany Lions have forced multiple takeaways in a game on 44 occasions since 2014 and twice in 2022 (four takeaways at Auburn).
- Penn State registered 9 pass breakups in the first half and 13 in the game.
- The Nittany Lions recorded double-digit pass breakups in a game for the second time this season. Penn State had 16 pass breakups at Purdue.
- Penn State forced a Central Michigan turnover on downs at the PSU 5 in the third quarter. Kalen King's forced fumble in the fourth quarter resulted in a second red zone stop. Penn State has four red zone stops this season.
- CB Kalen King forced and recovered a fumble in the fourth quarter. It was his second career forced fumble and first career fumble recovery.
- S Zakee Wheatley intercepted a pass in the first quarter and returned it 34 yards. It was Wheatley's second career interception and third takeaway this season.
- CB Johnny Dixon intercepted a pass late in the second quarter. It was his second career interception and first as a Nittany Lion.
- DE Dani Dennis-Sutton notched a career-high two sacks in the fourth quarter.
- P Barney Amor landed three punts on or inside the 10, giving him 10 punts inside the 20 this season.
- LB Curtis Jacobs recovered a fumble on a muffed punt in the third quarter. It was his first career fumble recovery.

SCORING SUMMARY

	1	2	3	4	OT	F
CMU	0	14	0	0	-	14
PSU	14	7	6	6	-	33

1st	8:42	PSU	9-59/4:56/7-0
		Tinsley, Mitchell	5 yd pass from Clifford, Sean (Pinegar kick)
	6:38	PSU	3-15/1:11/14-0
		Strange, Brenton	4 yd pass from Clifford, Sean (Pinegar kick)
2nd	12:39	CMU	11-45/4:31/14-7
		Hogan, Finn	2 yd pass from Richardson, Daniel (Rolston kick)
	6:25	CMU	9-67/3:21/14-14
		Wilson, Joel	14 yd pass from Richardson, Daniel (Rolston kick)
	1:58	PSU	5-34/1:38/21-14
		Allen, Kaytron	14 yd rush (Pinegar kick)
3rd	11:55	PSU	2-7/0:45/27-14
		Strange, Brenton	3 yd pass from Clifford, Sean (Pinegar kick blocked)
4th	14:43	PSU	4-52/1:22/33-14
		Clifford, Sean	1 yd rush (Pass failed)

TEAM STATS

	CMU	PSU
First Downs	20	21
Rushing Yards	88	166
Passing Yards	275	237
Passing (C-A-Int)	29-52-2	24-39-0
Total Offense	363	403
Plays	75	71
Fumbles (#-Lost)	2-2	0-0
Penalties (#-Yards)	8-80	5-45
Possession Time	29:33	30:27
3rd-Down Conv.	5-15	5-13
Red Zone	2-4	5-6
Touchdowns	2	5
Field goals	0	0

OTHER

Time of Game	3:24
Penn State	4-0, 1-0 Big Ten
Central Michigan	1-3, 0-0 MAC

INDIVIDUAL STATISTICS

RUSHING (ATT-YDS-TD)

Penn State-Allen, Kaytron 13-111-1; Singleton, Nicholas 12-42; Clifford, Sean 5-23-1; Allar, Drew 1-(-6); TEAM 1-(-4).
 CMU-Nichols, Lew 13-67; Bailey, Myles 1-10; Lukes, Marion 2-9; Bauer, Jase 3-8; Wilson, Joel 1-2; Richardson, Daniel 3-(-8).

PASSING (CMP-ATT-TD-INT-YDS)

Penn State-Clifford, Sean 22-34-3-0-217; Allar, Drew 2-5-0-0-20.
 CMU-Richardson, Daniel 26-45-2-2-235; Bauer, Jase 3-7-0-0-40.

TOP RECEIVERS (REC-YDS-TD)

Penn State-Washington, Parker 6-64; Strange, Brenton 5-42-2; Tinsley, Mitchell 4-51-1; Wallace III, Harrison 2-39; Clifford, Liam 2-19; Johnson, Theo 1-11; Allen, Kaytron 1-7; Lambert-Smith, KeAndre 1-4; Singleton, Nicholas 1-0; Ford, Devyn 1-0.
 CMU-Carriere, Carlos 11-111; Wilson, Joel 5-59-1; Nichols, Lew 4-16; Koenigskecht, Noah 3-41; Hogan, Finn 2-8-1; Bailey, Myles 1-20; Brewer, Kenny 1-10; Lukes, Marion 1-10; McGaughy, Jalen 1-0.

TOP TACKLERS (UA-A-T)

Penn State-Mustipher, PJ 3-3-6; Carter, Abdul 4-1-5; Wheatley, Zakee 4-1-5; Porter, Jr., Joey 2-3-5; King, Kalen 3-1-4; Brown, Ji'Air 3-1-4; Jacobs, Curtis 3-0-3; DeLuca, Dominic 3-0-3; Reed, Jaylen 2-1-3; King, Kobe 1-2-3; Elsdon, Tyler 2-0-2; Dennis-Sutton, Dani 2-0-2; Buddin, Jamar 2-0-2.
 CMU-Moretti, Kyle 6-2-8; Kent Jr., Ronald 5-2-7; Whiteside, Justin 3-4-7; Incoom, Thomas 4-1-5; Jones, Trey 3-2-5; Cochran, Dakota 4-0-4; Kent, Donte 3-1-4; Davis, Jayden 2-2-4; Whiteside, John Wesley 3-0-3; Apsey, Nick 1-2-3; Brown Lawai'a 1-1-2; Jackson, Irone 0-2-2.



17

GAME 5
PENN STATE VS. NORTHWESTERN

7 N

BEAVER STADIUM | BTN | 10/1/22 | 105,524



GAME RECAP

UNIVERSITY PARK, Pa. — No. 11/12 Penn State defeated Northwestern, 17-7, in its Big Ten home-opener on a soggy day in Beaver Stadium.

The Nittany Lions' defense set the tone in the victory with five three-and-outs on Northwestern's first five possessions, a feat which has not occurred against a Big Ten opponent since 2011. The unit recovered two fumbles, grabbed an interception and forced three fourth quarter turnover-on-downs, including a fourth-and goal stand at the 1-yard line with 11:51 left in regulation. Penn State was extremely successful in stopping the run, limiting the Wildcats to 31 yards on 28 carries. Penn State held Northwestern to zero or negative yards on 14 of 28 carries.

Penn State has forced 11 turnovers in the last three games, the most in any three-game stretch since forcing 13 in 1996 (five vs. Northwestern, five vs. Michigan, three vs. Michigan State).

PJ Mustipher had a team-high eight tackles, with four solo, including the one on Northwestern quarterback Ryan Hilinski on fourth down for the goal-line stand. Ji'Airy Brown notched the interception and a team-high five solo tackles, including one for loss.

Nicholas Singleton rushed for 87 yards and a touchdown on 21 carries, while Kaytron Allen had 86 yards on 21 attempts. Sean Clifford was 10-of-20 for 140 passing yards and a touchdown. Wide receiver Parker Washington recorded team highs of four catches and 73 receiving yards. Tight end Brenton Strange had a 20-yard touchdown reception.

Hilinski went 15-of-37 for 210 passing yards and a touchdown to pace the Wildcats. Jacob Gill had a 47-yard touchdown grab.

HOW IT HAPPENED

The Nittany Lions got on the board first with a 20-yard Brenton Strange touchdown reception with 15 seconds left in the first quarter. Penn State needed just four plays to cover 60 yards for the score. Keyvone Lee had two carries for 15 yards, and Washington notched a 13-yard reception. The drive began at the Penn State 40-yard line after Brown's interception.

Penn State doubled its lead on a 2-yard rushing touchdown from Singleton with 5:02 remaining in the first half. Singleton led a grinding seven-play, 45-yard drive in 3:47. He had five carries for 22 yards and an 11-yard reception. Lee converted a fourth-and-one with a 7-yard carry.

Northwestern got on the board with 2:10 left in the third quarter, as Gill caught a 47-yard touchdown reception. Starting from its own 18-yard line, the Wildcats used nine plays to score in 3:13.

Penn State responded with a 38-yard field goal from Jake Pinegar 31 seconds into the fourth quarter on a seven-play, 54-yard drive in 2:41. Clifford hit Washington on a 43-yard pass on the second play, the longest play of the game for the Nittany Lions. Allen followed with a 13-yard rush to put the team in field goal position.

Notes

- Penn State is now 15-5 all-time against Northwestern.
- The Nittany Lions have won eight of the last 10 matchups against the Wildcats.
- The Nittany Lions are 5-0 to start the season for the 32nd time in program history.
- Penn State had 37:28 of possession, the most for the Nittany Lions since having 40:22 in the 2020 season opener at Indiana.
- QB Sean Clifford connected with Brenton Strange for a 20-yard score in the first quarter.
- RB Nicholas Singleton scored on a 2-yard run in the second quarter. It was Singleton's fifth rushing touchdown this season.
- Since 2000, only Noah Cain (8; 2019), Saquon Barkley (7; 2015) and Ricky Slade (6; 2018) have more rushing touchdowns in their freshman season than Singleton's five scores.
- TE Brenton Strange had a 20-yard touchdown catch in the first quarter for this third receiving touchdown in the last two games.
- Penn State held Northwestern to just 31 yards rushing, the fewest rushing yards allowed since giving up (minus-19) yards to Purdue in 2019.
- Penn State held Northwestern without a first down in the first quarter. It was the first time Penn State held an opponent without a first down in a quarter since Michigan in 2021 (first quarter).
- Penn State forced a three-and-out on Northwestern's first five drives. This marks the most consecutive three-and-outs to start a game since forcing seven against Idaho (8/31/19).
- The five three-and-outs to start the game are also the most against a Big Ten foe since holding Illinois to six consecutive three-and-outs in 2011.
- Penn State held Northwestern to zero or negative yards on 14 of the Wildcats' 28 rushes.
- DE Nick Tarburton recorded a sack, giving the Nittany Lions 10 players who have recorded at least one sack this season.
- S Ji'Airy Brown intercepted a pass in the first quarter and returned it 30 yards. It was Brown's eighth career interception and second this season.
- P Barney Amor landed four punts inside the 20, giving him a total of 14 punts inside the 20 this season.
- Of the four punts inside the 20, three (7-, 4-, 8-yard lines) were inside the 10.

SCORING SUMMARY

	1	2	3	4	OT	F
NU	0	0	7	0	-	7
PSU	7	7	0	3	-	17

1st	0:15	PSU	5-60/1:44/7-0
			Strange, Brenton 20 yd pass from Clifford, Sean (Pinegar kick)
2nd	5:02	PSU	7-45/3:47/14-0
			Singleton, Nicholas 2 yd rush (Pinegar kick)
3rd	2:10	NU	9-82/3:13/14-7
			Gill, Jacob 47 yd pass from Hilinski, Ryan (Stage kick)
4th	14:29	PSU	7-54/2:41/17-7
			Pinegar, Jake 38 yd field goal

TEAM STATS

	NU	PSU
First Downs	12	21
Rushing Yards	31	220
Passing Yards	210	140
Passing (C-A-Int)	15-37-1	10-20-1
Total Offense	241	360
Plays	65	78
Fumbles (#-Lost)	3-2	4-4
Penalties (#-Yards)	2-10	7-55
Possession Time	22:32	37:28
3rd-Down Conv.	4-16	4-15
Red Zone	0-1	3-3
Touchdowns	1	2
Field goals	0	1

OTHER

Time of Game	3:20
Penn State	5-0, 2-0 Big Ten
Northwestern	1-4, 1-1 Big Ten

INDIVIDUAL STATISTICS

RUSHING (ATT-YDS-TD)

Penn State-Singleton, Nicholas 21-87-1; Allen, Kaytron 21-86; Lee, Keyvone 10-40; Clifford, Sean 3-13; TEAM 3-(-6).
Northwestern-Hull, Evan 11-45; Tyus III, Anthony 2-6; Washington, Malik 1-0; Porter, Cam 7-(-5); Hilinski, Ryan 4-(-10); TEAM 1-(-5).

PASSING (CMP-ATT-TD-INT-YDS)

Penn State-Clifford, Sean 10-20-1-1-140.
Northwestern-Hilinski, Ryan 15-37-1-1-210.

TOP RECEIVERS (REC-YDS-TD)

Penn State-Washington, Parker 4-73; Tinsley, Mitchell 2-16; Strange, Brenton 1-20-1; Wallace III, Harrison 1-12; Singleton, Nicholas 1-11; Johnson, Theo 1-8.
Northwestern-Navarro, Donny 4-55; Washington, Malik 4-42; Lang, Marshall 3-34; Hull 3-32; Gill, Jacob 1-47-1.

TOP TACKLERS (UA-A-T)

Penn State-Mustipher, PJ 4-4-8; Brown, Ji'Airy 5-1-6; Ellis, Keaton 4-0-4; Robinson, Chop 2-2-4; Wheatley, Zakee 3-0-3; Reed, Jaylen 2-1-3; Sutherland, Jonathan 2-1-3; Wilson, Marquis 2-0-2; King, Kalen 2-0-2; King, Kobe 2-0-2; Carter, Abdul 1-1-2; Beamon, Hakeem 0-2-2.
Northwestern-Mueller, Xander 8-6-14; Gallagher, Bryce 6-6-12; Mitchell, Cameron 9-2-11; Heard II, Rod 5-2-7; Lewis, Jeremiah 4-3-7; O'Rourke, Devin 2-2-4; Holmes, Taishan 2-2-4; Pate, Jaylen 3-0-3; Metz, Greyson 1-2-3.



17

GAME 6
PENN STATE VS. MICHIGAN

41 M

MICHIGAN STADIUM | FOX | 10/15/22 | 110,812



GAME RECAP

ANN ARBOR, Mich. — The No. 10/10 Penn State dropped its first contest of the 2022 campaign by a score of 41-17 to No. 5/4 Michigan in Michigan Stadium.

The Nittany Lions' defense held the Michigan offense to field goals on three of its four trips inside the red zone in the first half. It also recorded one of two Penn State touchdowns on the day, when Curtis Jacobs picked off a tipped pass and took it all the way to the end zone for a score. However, the Wolverine rushing attack gained significant momentum in the second half, with two 60-plus-yard touchdown runs by Donovan Edwards and Blake Corum, respectively, inflating the Michigan lead.

Penn State did its best to keep pace with the Wolverines, however only one offensive touchdown and one field goal on 268 yards of offense proved not enough.

On the defensive side of the ball, the Nittany Lions were led by Ji'Airyir Brown's nine total tackles, all of which came in the first half. His performance was highlighted by an impressive one-arm tackle-for-loss inside the five-yard line to keep Michigan out of the end zone in the first half. Coziah Izzard pitched in with Penn State's only sack of the day, as the Wolverine rushing attack diverted attention away from the quarterback.

Offensively, a few big plays resulted in scoring drives for the Nittany Lions, including a 62-yard run from Sean Clifford and a 48-yard reception for Harrison Wallace III, but Penn State struggled to push the ball downfield for the majority of the game.

HOW IT HAPPENED

On the first possession of the game, Michigan took the ball deep into Penn State territory before the Nittany Lion defense stymied the drive and forced the Wolverines to a 29-yard field goal.

After a Penn State three-and-out, the Wolverines took over at their own 17 and strung together a 13-play, 77-yard drive that the Nittany Lions stopped in the red zone once again to force another field goal that put Michigan up 6-0 with 1:25 left in the first quarter.

In the Wolverines' first drive of the second quarter, Corum punched in a 1-yard touchdown to put his team up 13-0.

The Nittany Lions broke through with 6:11 left in the second quarter as Kaytron Allen burst through the line for a touchdown run on a fourth-and-goal play from inside the 1-yard line. The drive was highlighted by a 62-yard scamper by Clifford.

With 4:27 left in the second quarter and the Wolverines driving down the field, Chop Robinson tipped a pass at the line of scrimmage that was picked off by Curtis Jacobs and returned 47 yards to the house for a Penn State score. The pick-six was Jacobs' first as a Nittany Lion and gave Penn State a 14-13 advantage, its first of the game.

Penn State's red zone defense kept the Wolverines out of the end zone for the third time in the game, as Michigan settled for a 23-yard field goal. The Nittany Lions entered the break down, 16-14.

Clifford came out firing in the second half and led a nine-play scoring drive that was highlighted by a 16-yard dot to Mitchell Tinsley and a 48-yard pass to Harrison Wallace III. Jake Pinegar converted a 27-yard field goal with 13:15 left in the third quarter to give the Nittany Lions a 17-16 lead.

The Wolverines answered right back, as Donovan Edwards exploded for a 67-yard rushing touchdown. Michigan converted its two-point conversion attempt as well, resulting in a 24-17 lead.

After a Sean Clifford pass fell incomplete on fourth down, Blake Corum sped through the middle for a 61-yard score to extend the Wolverines' lead to 31-17 with 7:20 remaining in the third quarter.

Michigan tacked on three more points on a 37-yard field goal with 11:00 to go in the fourth and added another touchdown with 5:03 to play on Donovan Edwards' second touchdown run of the day to go ahead, 41-17.

Notes

- Penn State is now 10-16 all-time against Michigan.
- Penn State is 13-18 all-time in regular season games between Top-10 teams.
- QB Sean Clifford went over the 10,000-career total yard mark. He now has 10,027 career total yards (8,989 passing, 1,038 rushing)
- Clifford had a 62-yard run in the second quarter, a career-long run. His previous longest rush was 58 yards vs. Buffalo in 2019.
- On the 62-yard run, Clifford surpassed the 1,000-career rushing yard mark. He became the third PSU quarterback to reach the 1,000 rushing yard mark, joining Trace McSorley (1,697; 2015-18) and Michael Robinson (1,637; 2002-05). Clifford now has 1,038 career rushing yards (came into game with 964).
- Clifford is the 47th Nittany Lion to reach 1,000 career rushing yards.
- On a 9-yard completion to Brenton Strange, Clifford recorded his 694th career completion, moving past Christian Hackenberg (693; 2013-15) for second all-time at Penn State. He now has 699 career completions.
- RB Kaytron Allen scored on a 1-yard run in the second quarter. It was his fourth career rushing touchdown.
- Penn State has now forced 13 takeaways this season (seven fumble recoveries, six interceptions).
- LB Curtis Jacobs recorded a 47-yard pick-six in the second quarter. Jacobs' pick-six was Penn State's first since Daequan Hardy's 17-yard pick-six at Michigan State in 2021.
- With DT Coziah Izzard's sack in the fourth quarter, 11 different Penn State players have recorded at least one sack this season.
- S Ji'Airyir Brown finished the game with nine tackles (four solo) with a tackle for loss.
- Brown made seven tackles in the first quarter.
- DE Chop Robinson notched a career-high five tackles (four solo).
- S Jaylen Reed recorded a career-best four tackles.
- Izzard posted two tackles for loss, including a solo sack in the fourth quarter. It was his third career sack.
- K Jake Pinegar now has 286 career points. With five on the day, he moved past Craig Fayak (282; 1990-93) for third all-time at Penn State.
- P Barney Amor landed a 50-yard punt at the Michigan 17 in the first quarter.

SCORING SUMMARY

	1	2	3	4	OT	F
PSU	0	14	3	0	-	17
UM	6	10	15	10	-	41

1st	9:43	MICH				11-64/5:17/0-3
	1:25	MICH				13-77/6:10/0-6
2nd	8:29	MICH				13-70/6:20/0-13
	6:11	PSU				7-75/2:18/7-13
	4:27	PSU				-/-/14-13
	0:02	MICH				11-60/1:38/14-16
3rd	13:15	PSU				9-70/1:38/17-16
	11:12	MICH				4-81/1:57/17-24
	7:20	MICH				1-61/0:11/17-31
4th	11:00	MICH				15-48/9:26/17-34
	5:03	MICH				6-47/4:03/17-41

TEAM STATS

	PSU	MICH
First Downs	10	28
Rushing Yards	111	418
Passing Yards	157	145
Passing (C-A-Int)	12-29-0	17-24-1
Total Offense	268	563
Plays	51	79
Fumbles (#-Lost)	0-0	2-0
Penalties (#-Yards)	5-55	9-61
Possession Time	18:04	41:56
3rd-Down Conv.	4-12	11-17
Red Zone	2-2	6-6
Touchdowns	2	4
Field goals	1	4

OTHER

Time of Game	3:24
Penn State	5-1, 2-1 Big Ten
Michigan	7-0, 4-0 Big Ten

INDIVIDUAL STATISTICS

RUSHING (ATT-YDS-TD)

Penn State-Clifford, Sean 6-74; Singleton, Nicholas 6-19; Allen, Kaytron 6-18-1; Lee, Keyvone 1-6; Allar, Drew 2-(-3); TEAM 1-(-1). Michigan-Edwards, Donovan 16-173-2; Corum, Blake 28-166-2; McCarthy, J.J. 7-57; Stokes, C.J. 4-22.

PASSING (CMP-ATT-TD-INT-YDS)

Penn State-Clifford, Sean 7-19-0-0-120; Allar, Drew 5-10-0-0-37. Michigan-McCarthy, J.J. 17-24-0-1-145.

TOP RECEIVERS (REC-YDS-TD)

Penn State-Tinsley, Mitchell 5-57; Washington, Parker 3-33; Wallace III, Harrison 2-57; Strange, Brenton 1-9; Allen, Kayron 1-1. Michigan-Bell, Ronnie 5-39; Wilson, Roman 4-29; Johnson, Cornelius 3-43; Corum, Blake 3-15; Edwards, Donovan 1-21; Anthony, Andre 1-(-2).

TOP TACKLERS (UA-A-T)

Penn State-Brown, Ji'Airyir 4-5-9; Sutherland, Jonathan 2-5-7; Elsdon, Tyler 1-5-6; Mustipher, PJ 4-2-6; Ellis, Keaton 2-3-5; Carter, Abdul 4-1-5; Jacobs, Curtis 3-2-5; Robinson, Chop 4-1-5; Wheatley, Zakee 3-1-4; Reed, Jaylen 1-3-4; Porter Jr, Joey 3-1-4; King, Kalen 3-0-3; Dennis-Sutton, Dani 2-1-3. Michigan-Moore, Rod 3-2-5; Colson, Junior 0-5-5; Turner, DJ 2-2-4; Smith, Mazi 0-4-4; Morris, Mike 2-2-4; Jenkins, Kris 1-3-4; Johnson, Will 2-0-2; Green, Gemon 1-1-2; Paige, Makari 1-1-2; Benny, Rayshaun 0-2-2.



45

GAME 7
PENN STATE VS. MINNESOTA

17



BEAVER STADIUM | ABC | 10/22/22 | 109,813



GAME RECAP

UNIVERSITY PARK, Pa. — The No. 16/16 Penn State (6-1, 3-1 Big Ten) defeated Minnesota (4-3, 1-3 Big Ten), 45-17, in front of a raucous Penn State White Out crowd of 109,813 fans.

Sean Clifford threw for 295 yards and four touchdowns, while Nicholas Singleton led the rushing attack with 79 yards and two touchdowns on 13 carries, and Kaytron Allen notched 77 yards. Wide receiver Parker Washington recorded seven catches for 70 yards and a touchdown, and tight end Theo Johnson collected 75 yards and a touchdown on five catches.

The Nittany Lion defense stifled the Golden Gophers in the first half, forcing Minnesota to an 0-for-6 start on third downs and 2-for-13 overall on the game. The Gophers entered the game leading FBS in third down conversion percentage (66.2%). The Penn State White Out crowd made its mark on the game, as the Golden Gophers were called for five false start penalties before the break.

Curtis Jacobs recorded a career-high 14 tackles (7 solo), including two for a loss. Ji'Airy Brown had an interception and seven tackles.

Both sides of the ball excelled after halftime, as Penn State outscored Minnesota, 28-7, in the last two quarters. The Nittany Lions racked up touchdowns on each of their first four drives of the half and finished the game with 479 yards.

HOW IT HAPPENED

The Golden Gophers got on the board first with a field goal on a drive started by a 37-yard interception return to the Nittany Lions' 14-yard line. Penn State's defense, helped by another false start penalty, pushed Minnesota back 3 yards, forcing the 35-yard field goal.

Jake Pinegar knocked a 41-yard field goal through the uprights to tie the game up just over a minute into the second quarter.

A 22-yard catch-and-run by Singleton set up a 38-yard touchdown pass from Clifford to Tyler Warren with 9:05 left in the second quarter to give the Lions a 10-3 lead.

Penn State scored on its third consecutive drive, once again on a touchdown grab by a tight end. Johnson hauled in the 18-yard pass from Clifford to put the Nittany Lions up 17-3 with 4:01 to play in the first half. The score was keyed by a 30-yard catch by Mitchell Tinsley that put the Nittany Lions just outside the red zone.

Minnesota scored its first touchdown of the contest on a 3-yard run by Mohammed Ibrahim to cut the Penn State lead to 17-10 heading into halftime.

Washington hauled in a huge 35-yard touchdown ball with 11:59 left in the third quarter to cap a four-play, 64-yard scoring drive to put the Nittany Lions up 24-10.

Penn State's defense capitalized on the momentum and intercepted Minnesota on the ensuing drive. Brown picked off Athan Kaliakmanis at the Penn State 10 and returned the ball 35 yards to set the offense up with a short field. The Nittany Lions offense capitalized on the turnover and excellent field position, as scoring another touchdown via a 16-yard scamper by Singleton for a 31-10 lead.

Mitchell Tinsley became the fourth Nittany Lion to haul in a touchdown catch in the game with his 20-yard score late in the third quarter.

The Gophers manufactured their second touchdown, a 4-yard Brevyn Spann-Ford catch, with 8:03 left.

After Penn State recovered an onside kick, Singleton picked up his second touchdown, a 30-yard rush, to put the Nittany Lions up 45-17.

Notes

- Penn State is now 10-6 all-time against Minnesota.
- The Nittany Lions hold an 8-6 record in full-stadium Penn State White Outs.
- Penn State is 3-2 when wearing its Generations of Greatness uniforms.
- Penn State is 73-24-5 in homecoming games, including wins in 14 of the last 17 homecoming contests.
- Penn State's 45 points are its most in a Penn State White Out Game.
- QB Sean Clifford became the career completions leader at Penn State, passing Trace McSorley (720; 2015-18) for the all-time record. Clifford has 722 career completions.
- Clifford tied a career high with four touchdown passes.
- RB Nicholas Singleton scored on runs of 16 and 30 yards. It was his third game with multiple rushing touchdowns this season.
- WR Parker Washington hauled in a 35-yard touchdown in the third quarter. It was his 11th career touchdown reception and first this season.
- TE Theo Johnson tallied five catches for a career-high 75 yards and a touchdown.
- Penn State held Minnesota to 2-of-13 (15.3 percent) on third down. The Gophers began the game 0-of-6 after entering the game with an FBS-leading 66.2 conversion percentage.
- The Nittany Lions allowed completions on 9-of-22 attempts. Penn State has held three teams under a 50 completion percentage this season (Ohio, 42.5; Northwestern, 40.5; Minnesota 40.9).
- LB Curtis Jacobs registered a career-high 14 tackles, besting his previous mark of 10 vs. Arkansas in the 2022 Outback Bowl.
- S Ji'Airy Brown recorded an interception in the third quarter and returned it 35 yards. It marked Brown's ninth career interception.
- Since 2000, Brown has the third most career interception return yards (204) at Penn State, trailing only Alan Zemaitis (269; 2003-05) and Anthony Scirrotto (234; 2005-08).
- LB Abdul Carter registered a career-high eight tackles.
- Carter recorded six tackles in the first half.
- DE Adisa Isaac posted a career-high five tackles.
- LB Dominic DeLuca blocked a punt in the third quarter. It was Penn State's first blocked punt since Journey Brown against Buffalo in 2019.

SCORING SUMMARY						
	1	2	3	4	OT	F
MINN	3	7	0	7	-	17
PSU	0	17	21	7	-	45

1st	1:57	MINN	4-(-3)/2:35/0-3
		Trickett, Matthew	35 yd field goal
2nd	13:55	PSU	9-51/3:02/3-3
		Pinegar, Jake	41 yd field goal
	9:05	PSU	7-76/2:55/10-3
		Warren, Tyler	38 yd pass from Clifford, Sean (Pinegar kick)
	4:01	PSU	8-86/3:05/17-3
		Johnson, Theo	18 yd pass from Clifford, Sean (Pinegar kick)
	0:32	MINN	9-90/1:25/17-10
		Ibrahim, Mohamed	3 yd rush (Trickett kick)
3rd	11:59	PSU	4-64/1:06/24-10
		Washington, Parker	35 yd pass from Clifford, Sean (Pinegar kick)
	6:33	PSU	7-55/2:37/31-10
		Singleton, Nicholas	16 yd rush (Pinegar kick)
	0:27	PSU	11-67/4:39/38-10
		Tinsley, Mitchell	20 yd pass from Clifford, Sean (Pinegar kick)
4th	8:03	MINN	14-68/7:18/38-17
		Spann-Ford, Brevyn	2 yd pass from Kaliakmanis, Athan (Trickett kick)
	6:35	PSU	3-40/1:27/45-17
		Singleton, Nicholas	30 yd rush (Pinegar kick)

TEAM STATS		
	MINN	PSU
First Downs	16	24
Rushing Yards	165	175
Passing Yards	175	304
Passing (C-A-Int)	9-22-1	24-33-1
Total Offense	340	479
Plays	68	67
Fumbles (#-Lost)	0-0	0-0
Penalties (#-Yards)	8-52	4-35
Possession Time	31:30	28:30
3rd-Down Conv.	2-13	5-11
Red Zone	3-4	3-3
Touchdowns	2	6
Field goals	1	1

OTHER	
Time of Game	3:19
Penn State	6-1, 3-1 Big Ten
Minnesota	4-3, 1-3 Big Ten

INDIVIDUAL STATISTICS

RUSHING (ATT-YDS-TD)

Penn State-Singleton, Nicholas 13-79-2; Allen, Kaytron 15-77; Smith, Tank 4-13; Evans, Omari 1-7; TEAM 1-(-1).
Minnesota-Ibrahim, Mohamed 30-102-1; Kaliakmanis, Athan 7-45; Williams, Bryce 4-11; Potts, Trey 5-7.

PASSING (CMP-ATT-TD-INT-YDS)

Penn State-Clifford, Sean 23-31-4-1-295; Allar, Drew 1-2-0-0-9.
Minnesota-Kaliakmanis, Athan 9-22-1-1-175.

TOP RECEIVERS (REC-YDS-TD)

Penn State-Washington, Parker 7-70-1; Johnson, Theo 5-75-1; Tinsley, Mitchell 4-58-1; Allen, Kaytron 3-13; Singleton, Nicholas 2-28; Warren, Tyler 1-38-1; Wallace III, Harrison 1-17; Strange, Brenton 1-5.
Minnesota-Spann-Ford, Brevyn 5-68-1; Brown-Stephens, Michael 2-55; Brockington, Lemeke 1-33; Williams, Bryce 1-19.

TOP TACKLERS (UA-A-T)

Penn State-Jacobs, Curtis 7-7-14; Carter, Abdul 3-5-8; Brown, Ji'Airy 6-1-7; Isaac, Adisa 0-5-5; Elsdon, Tyler 3-0-3; King, Kalen 1-2-3; King, Kobe 1-2-3; Sutherland, Jonathan 1-2-3; Hardy, Daequan 0-3-3; Reed, Jaylen 2-0-2; Katshir, Charlie 2-0-2; Dennis-Sutton, Dani 2-0-2; Vanover, Amin 2-0-2.
Minnesota-Sori-Marin, Mariano 7-8-15; Howden, Jordan 4-3-7; Lindenberger, Cody 3-4-7; Bishop, Beanie 4-1-5; Smith, Terrell 3-1-4; Rush, Thomas 3-1-4; Nubin, Tyler 3-1-4; Logan-Redding, Jalen 2-2-4; Baugh, Kyler 2-1-3; Dixon, Michael 1-1-2; Carter, Trill 1-1-2.



31

GAME 8

PENN STATE VS. OHIO STATE

44



BEAVER STADIUM | FOX | 10/29/22 | 108,433



SCORING SUMMARY

	1	2	3	4	OT	F
OSU	10	3	3	28	-	44
PSU	0	14	0	17	-	31

1st	9:47	OSU	9-55/5:13/0-3
	Ruggles, Noah	38 yd field goal	
	2:48	OSU	3-41/1:54/0-10
	Williams, Miyan	4 yd rush (Ruggles kick)	
2nd	11:13	PSU	6-73/2:49/7-10
	Washington, Parker	58 yd pass from Clifford, Sean (Pinegar kick)	
	6:50	PSU	6-79/1:49/14-10
	Lambert-Smith, KeAndre	23 yd pass from Clifford, Sean (Pinegar kick)	
	3:14	OSU	7-46/3:36/14-13
	Ruggles, Noah	37 yd field goal	
3rd	0:10	OSU	6-45/3:01/14-16
	Ruggles, Noah	40 yd field goal	
4th	9:26	PSU	13-75/5:44/21-16
	Allen, Kaytron	1 yd rush (Pinegar kick)	
	8:51	OSU	3-75/0:35/21-23
	Henderson, TreVeyon	41 yd rush (Ruggles kick)	
	8:17	OSU	1-24/0:09/21-30
	Stover, Cade	24 yd pass from Stroud, C.J. (Ruggles kick)	
	5:49	PSU	7-48/2:28/24-30
	Pinegar, Jake	44 yd field goal	
	2:52	OSU	7-75/2:57/24-37
	Henderson, TreVeyon	7 yd rush (Ruggles kick)	
	2:42	OSU	-/1:24-44
	Tuimoloua, J.T.	14 yd interception return (Ruggles kick)	
	1:12	PSU	8-75/1:30/31-44
	Allen, Kaytron	5 yd pass from Clifford, Sean (Pinegar kick)	

TEAM STATS

	OSU	PSU
First Downs	21	24
Rushing Yards	98	111
Passing Yards	354	371
Passing (C-A-Int)	26-34-0	32-47-3
Total Offense	452	482
Plays	60	80
Fumbles (#-Lost)	1-0	3-1
Penalties (#-Yards)	8-50	6-50
Possession Time	29:34	30:26
3rd-Down Conv.	4-12	6-16
Red Zone	4-5	2-3
Touchdowns	5	4
Field goals	3	1

OTHER

Time of Game		3:39
Penn State	6-2, 3-2 Big Ten	
Ohio State	8-0, 5-0 Big Ten	

GAME RECAP

UNIVERSITY PARK, Pa. — No. 13 Penn State dropped a back-and-forth decision to No. 2 Ohio State (8-0, 5-0 Big Ten), 44-31, in front of a lively crowd of 108,433 fans for the annual Penn State Stripe Out game.

Wide receiver Parker Washington had a career-high 179 receiving yards to become just the second Nittany Lion in program history with two 100-yard receiving games against Ohio State, joining Jahan Dotson.

Quarterback Sean Clifford claimed a pair of Penn State career passing records against the Buckeyes, tossing his 78th career touchdown passes to break Trace McSorley's career mark of 77. Clifford also claimed the Penn State record for career pass attempts, finishing the game with 1,239 to bypass McSorley (1,215; 2015-18) for second place and Christian Hackenberg (1,235; 2013-15) for the top spot.

Clifford threw for 371 yards and three touchdowns, finding Washington for 11 catches, a career best, and a score. KeAndre Lambert-Smith and Kaytron Allen were also on the receiving end of Clifford touchdown passes.

On the defensive side, Ji'Ayir Brown led the Nittany Lions with eight total tackles (6 solo). Johnny Dixon and Abdul Carter both picked up sacks, contributing to Penn State's total of seven tackles for loss.

HOW IT HAPPENED

The Buckeyes got on the board first with a 38-yard field goal on the game's opening drive. On the ensuing Penn State possession, the Buckeyes tipped a pass at the line of scrimmage and intercepted the ball at the Penn State 47-yard line, but the Nittany Lion defense held firm and the Buckeyes' 53-yard field goal attempt went wide right.

Following another Penn State interception, Ohio State scored on a 4-yard touchdown run by Miyan Williams to put the Buckeyes up 10-0 with 2:48 to go in the first quarter.

Penn State got on the board early in the second quarter on a 58-yard catch-and-run from Sean Clifford to Parker Washington with 11:13 left in the half to cut the Buckeye lead to 10-7. On their next possession, the Nittany Lions found the end zone once again with a 23-yard pass to KeAndre Lambert-Smith to put Penn State up, 14-10.

The Buckeyes answered with a 37-yard field goal to close within one point at 14-13 with 3:14 left in the first half.

The squads exchanged possessions for most of the third quarter until the Buckeyes connected on a 40-yard field goal with 0:10 remaining in the third quarter to retake the lead at 16-14.

The Nittany Lions converted a 4th-and-1 play inside their own 10-yard line and Kaytron Allen followed with another fourth-down conversion, this time for a touchdown, to increase the Penn State lead to 21-16 with 9:26 left in the fourth quarter.

A 41-yard touchdown run by TreVeyon Henderson put Ohio State in front again, 23-21, with 8:51 to play in the game. A 24-yard pass from C.J. Stroud to Cade Stover added another touchdown for the Buckeyes, bringing the score to 30-21 with 8:17 to play.

Despite a 27-yard run from Allen on first down, Ohio State's defense held the Nittany Lions to a 44-yard field goal from Jake Pinegar to cut the score to 30-24 with 5:49 remaining.

Another set of back-to-back touchdowns for Ohio State in the final three minutes of the game gave them a 20-point lead. After a 7-yard rushing touchdown for the Buckeye offense, Sean Clifford's first down pass was intercepted by Ohio State's defense and returned for a touchdown. Ohio State's lead increased to 44-24 with 2:42 left in the game.

The Nittany Lions scored the game's final touchdown as Clifford connected with Allen for a 5-yard score to make it 44-31 with 1:12 left.

Notes

- Penn State is now 14-24 all-time against Ohio State.
- The Nittany Lions are 6-15 against the Buckeyes when both teams are ranked in the Top 25.
- Penn State's 371 passing yards are tied for the eighth-most in a game in the James Franklin era.
- Penn State's 32 completions are tied for the third-most in a game under Franklin.
- The Nittany Lions' 47 pass attempts are tied for the seventh-most in a game under Franklin.
- QB Sean Clifford threw three touchdown passes on the day, setting the school record for career touchdown passes with 78.
- Clifford's 47 passing attempts on the day give him 1,239 career passing attempts, setting a new school record for career passing attempts.
- Clifford recorded his eighth career 300-yard passing game, finishing the game with 371 passing yards.
- Clifford's 371 passing yards are tied with Christian Hackenberg (2014 vs. Boston College) for the 10th highest single-game total for the Nittany Lions.
- Clifford's 32 pass completions are tied for fifth in a single game with Christian Hackenberg (2014 vs. UCF) and Trace McSorley (2017 vs. Washington).
- RB Kaytron Allen scored on a 1-yard rushing touchdown in the fourth quarter. It was his fifth rushing touchdown of the season.
- WR Parker Washington had a career-high 11 receptions for a career-best 179 receiving yards, including a 58-yard touchdown.
- The 179 receiving yards by Washington are the ninth-highest single-game total at Penn State.
- WR KeAndre Lambert-Smith hauled in a 23-yard touchdown pass in the second quarter. It was his fifth career touchdown reception. He also had a 35-yard grab.
- The Nittany Lions' red-zone stop of the Buckeyes marked the first time this year that Ohio State failed to score when in the red zone.
- Penn State held Ohio State to 98 yards rushing.
- CB Johnny Dixon registered a solo sack late in the second quarter. Dixon forced a fumble on the sack.
- K Jake Pinegar notched seven points on the day (4 PAT, 1 FG), putting him over the 300-career point mark. He now has 302 career points.

INDIVIDUAL STATISTICS

RUSHING (ATT-YDS-TD)

Penn State-Allen, Kaytron 12-76-1; Singleton, Nicholas 14-45; Clifford, Sean 7-(-10).

Ohio State-Henderson, TreVeyon 16-78-2; Williams, Miyan 2-9-1; Rossie, Mitch 1-8; Stroud, C.J. 6-5; TEAM 1-(-2).

PASSING (CMP-ATT-TD-INT-YDS)

Penn State-Clifford, Sean 32-47-3-3-371.

Ohio State-Stroud, C.J. 26-33-1-0-354.

TOP RECEIVERS (REC-YDS-TD)

Penn State-Washington, Parker 11-179-1; Tinsley, Mitchell 5-24; Brenton Strange 4-13; Lambert-Smith, KeAndre 2-58-1; Johnson, Theo 2-57; Evans, Omari 2-14; Allen, Kaytron 2-13-1; Singleton, Nicholas 1-6; Wallace III, Harrison 1-4; Warren, Tyler 1-4; Clifford, Sean 1-(-1).

Ohio State-Harrison Jr., Marvin 10-185; Stover, Cade 6-78-1; Egbuka, Emeka 6-53; Fleming, Julian 2-27; Rossi, Mitch 1-16; Henderson, TreVeyon 1-(-5).

TOP TACKLERS (UA-A-T)

Penn State-Brown, Ji'Ayir 6-2-8; Ellis, Keaton 3-2-5; Porter Jr., Joey 4-0-4; Dixon, Johnny 4-0-4; Carter, Abdul 3-1-4; King, Kalen 2-2-4; Jacobs, Curtis 1-2-3; Mustipher, PJ 1-2-3; King, Kobe 1-2-3; Reed, Jaylen 2-0-2.

Ohio State-Eichenberg, Tommy 10-5-15; Chambers, Steele 5-4-9; Ranson, Lathan 7-0-7; Tuimoloua, J.T. 3-3-6; Hickman, Ronnie 2-4-6; Burke, Denzel 4-1-5; Williams, Tyleik 2-3-5; Harrison, Zach 2-2-4.



45

GAME 9
PENN STATE VS. INDIANA

14



MEMORIAL STADIUM | ABC | 11/5/22 | 45,142



GAME RECAP

BLOOMINGTON, Ind. — No. 15/16/16 Penn State defeated the Indiana Hoosiers, 45-14, at Memorial Stadium.

The game featured a complementary effort on both sides of the ball with the offense racking up 483 total yards and the defense registering 16 tackles for loss. Freshman running back Kaytron Allen highlighted the offense's performance with 158 scrimmage yards and three rushing touchdowns.

Of the defense's 16 TFLs, six of them were sacks, while the unit also pulled in three interceptions in a dominant performance. Twelve different players picked up at least a 0.5 tackle for loss in the contest. The 16 TFLs ties the program record for TFLs since it became an NCAA statistics in 2000. The Lions also had 16 TFLs against Kent State in 2018.

With their rushing scores, freshmen running backs Allen and Nicholas Singleton have both accumulated eight rushing touchdowns on the season to tie Noah Cain for the freshman season program record.

Sean Clifford completed 15-of-23 passes for 229 yards and one interception. Drew Allar pitched in 75 passing yards and two scores, going 9-for-12. Ten different receivers caught passes from the two signal callers, led by Mitchell Tinsley with five catches for 63 yards.

Kobe King paced the defense with eight total tackles, including 2.5 tackles for loss. Kalen King and Dani Dennis-Sutton both recorded their first career interceptions in the contest.

HOW IT HAPPENED

The Nittany Lions scored first on a 1-yard touchdown carry by Singleton with 6:50 remaining in the first quarter. The score was set up by a 27-yard catch by Tinsley to put Nittany Lions inside the 5-yard line. Indiana tied the game on the next possession, constructing an eight-play, 75-yard scoring drive, capped off by an 11-yard touchdown reception by A.J. Barner.

Penn State was intercepted on its own 31-yard line on the next drive, but the Nittany Lion defense stood tall and pushed the Hoosiers back 13 yards to force a punt.

Allen broke the tie with an 11-yard touchdown run with 9:25 left in the second quarter. Allen also hauled in a 27-yard pass that led to his own score. Penn State's drive was kickstarted by a 19-yard punt return by Parker Washington that set up the offense inside Indiana territory.

The Nittany Lions opened up a two-score lead on another Allen rushing touchdown. This time, it was a 6-yard score with 5:04 left in the first half. With less than a minute left in the second quarter, Jake Pinegar connected on a career-long 50-yard field goal to put the Nittany Lions up 24-7.

Kalen King recorded his first career interception with 11:15 left in the third quarter. The pick came as the Hoosiers were trying for a long strike into the red zone, and it gave Penn State the ball at their own 4-yard line. The Nittany Lions promptly marched 96 yards down the field on seven plays to score and take a 31-7 advantage. The touchdown was Allen's third rushing score of the day, and his eighth this season.

Penn State scored once again off an interception late in the third quarter as Drew Allar hit Harrison Wallace III. The score was Wallace's first of his career. This time it was Dani Dennis-Sutton that recorded the pick that led to the Nittany Lion touchdown.

On the ensuing possession, Daequan Hardy recorded the Nittany Lions' third interception of the game and returned the ball 18 yards to the Indiana 4-yard line. Allar then found Theo Johnson in the end zone to put Penn State up 45-7.

Indiana rounded out the scoring for the game with a 1-yard score by Jaylin Lucas with 6:16 left in the fourth quarter.

Notes

- Penn State is now 24-2 all-time against Indiana, including 10-2 in Bloomington.
- With eight rushing touchdowns on the season, both Kaytron Allen and Nicholas Singleton are tied for the Penn State freshman record.
- QB Sean Clifford moved into ninth all-time in Big Ten history in passing yardage, passing Michigan's Chad Henne (9,715; 2004-07).
- Clifford now has 10,910 career total yards to move into eighth all-time in Big Ten history.
- QB Drew Allar completed 9-of-12 passes for 75 yards and two touchdowns.
- RB Kaytron Allen's three rushing touchdowns are the most by a Nittany Lion since Journey Brown's three scores against Rutgers in 2019.
- Allen is the first Penn State freshman with three rushing touchdowns in a game since Austin Scott against Kent State in 2003.
- With four receptions, Washington moved into ninth all-time at Penn State with 145 career receptions.
- Penn State finished the game with 16 tackles for loss and six sacks.
- The 16 tackles for loss are tied for the most in program history. Penn State had 16 tackles for loss against Kent State in 2018.
- The Nittany Lions had 11 players record at least one tackle for loss. The 11 players with a full tackle for loss are the most in a game for Penn State since the tackle for loss became an official stat.
- Penn State finished the first half with 13 tackles for loss and six sacks.
- CB Kalen King intercepted a pass in the third quarter. It was his first career interception.
- LB Kobe King had a career-high eight tackles (5 solo). King tallied a career-best 2.5 tackles for loss.
- DE Dani Dennis-Sutton recorded his first career interception in the third quarter. He returned the interception 20 yards.
- CB Daequan Hardy picked off a pass in the fourth quarter and returned it 18 yards.
- DE Adisa Isaac collected two tackles for loss, including a solo sack, on back-to-back plays in the first quarter.
- K Jake Pinegar booted a career-long 50-yard field goal in the second quarter.

SCORING SUMMARY

	1	2	3	4	OT	F
PSU	7	17	7	15	-	45
IU	7	0	0	7	-	14

1st	6:50	PSU	10-54/3:46/7-0
		Singleton, Nicholas 1 yd rush (Pinegar kick)	
	4:09	IU	8-75/2:41/7-7
		Barner, AJ 11 yd pass from Tuttle, Jack (Campbell kick)	
2nd	9:25	PSU	2-38/0:28/14-7
		Allen, Kaytron 11 yd rush (Pinegar kick)	
	5:04	PSU	8-85/2:37/21-7
		Allen, Kaytron 6 yd rush (Pinegar kick)	
	0:50	PSU	8-13/2:26/24-7
		Pinegar, Jake 50 yd field goal	
3rd	8:21	PSU	7-96/2:54/31-7
		Allen, Kaytron 6 yd rush (Pinegar kick)	
4th	14:09	PSU	10-64/3:43/38-7
		Wallace III, Harrison 1 yd pass from Allar, Drew (Pinegar kick)	
	13:51	PSU	1-4/0:04/45-7
		Johnson, Theo 4 yd pass from Allar, Drew (Pinegar kick)	
	6:16	IU	8-40/2:31/45-14
		Lucas, Jaylin 1 yd rush (Campbell kick)	

TEAM STATS

	PSU	IU
First Downs	27	11
Rushing Yards	179	65
Passing Yards	304	131
Passing (C-A-Int)	24-35-1	16-29-3
Total Offense	483	196
Plays	84	63
Fumbles (#-Lost)	1-0	1-0
Penalties (#-Yards)	5-33	5-50
Possession Time	35:53	24:07
3rd-Down Conv.	7-16	4-15
Red Zone	6-7	2-4
Touchdowns	6	2
Field goals	1	0

OTHER

Time of Game	3:29
Penn State	7-2, 4-2 Big Ten
Indiana	3-6, 1-5 Big Ten

INDIVIDUAL STATISTICS

RUSHING (ATT-YDS-TD)

Penn State-Allen, Kaytron 18-86-3; Singleton, Nicholas 16-73-1; Allar, Drew 3-11; Smith, Tank 6-6; Holzworth, Tyler 2-5; Clifford, Sean 4-(-2).

Indiana-Henderson, Josh 7-44; Williams II, Dexter 4-24; Tuttle, Jack 10-8; Lucas, Jaylin 7-7-1; Matthews Jr., D.J. 1-(-4); Shivers, Shaun 3-(-6); Sorsby, Brendan 2-(-8).

PASSING (CMP-ATT-TD-INT-YDS)

Penn State-Clifford, Sean 15-23-0-1-229; Allar, Drwe 9-12-2-0-75. Indiana-Tuttle, Jack 9-12-1-0-82; Williams II, Dexter 4-11-0-2-41; Sorsby, Brendan 3-6-0-1-8.

TOP RECEIVERS (REC-YDS-TD)

Penn State-Tinsley, Mitchell 5-63; Johnson, Theo 4-43-1; Washington, Parker 4-30; Clifford, Liam 3-31; Allen, Kaytron 2-72-0; Strange, Brenton 2-29; Dinkins, Khalil 1-17; Lambert-Smith, KeAndre 1-9; Holzworth, Tyler 1-9; Wallace III, Harrison 1-1-1.

Indiana-Simmons, Emery 3-26; Matthews Jr., D.J. 3-5; Barner, AJ 2-24-1; McCulley, Donaven 2-15; Swinton, Javon 2-12; Coby, Anderson 1-35; Henderson, Josh 1-9; Shivers, Shaun 1-4; Lucas, Jaylin 1-1.

TOP TACKLERS (UA-A-T)

Penn State-King, Kobe 5-3-8; Reed, Jaylen 4-1-5; Tarburton, Nick 3-0-3; Winston, Kevin 3-0-3; Brown, Ji'Airy 2-1-3; Dennis-Sutton, Dani 1-2-3; Robinson, Chop 2-0-2; Dixon, Johnny 2-0-2; Isaac, Adisa 2-0-2; Sutherland, Jonathan 2-0-2; Wheatley, Zakee 2-0-2.

Indiana-Mullen, Tiawan 4-4-8; Haynes, Jonathan 6-1-7; Bryant, Alfred 4-2-6; Head Jr., James 3-2-5; Jennings Jr., Bradley 3-2-5; Grier, Jordan 3-1-4; Hohlt, Matt 2-2-4; Casey, Aaron 1-3-4; Mathews, Devon 0-4-4.



30

GAME 10
PENN STATE VS. MARYLAND

0



BEAVER STADIUM | FOX | 11/12/22 | 108,796



GAME RECAP

UNIVERSITY PARK, Pa. — No. 14/15/14 Penn State shut out Maryland, 30-0, at Beaver Stadium in front of a crowd of 108,796.

Sean Clifford had a record-breaking afternoon as he took over the top spot on Penn State's career passing yardage list, passing Trace McSorley for the top spot. Clifford then became the seventh player in Big Ten history to surpass 10,000 career passing yards. He finished the day with 10,023 career yards.

Nicholas Singleton broke a tie with his teammate Kaytron Allen for Penn State's freshman season record for rushing touchdown runs, recording his ninth and 10th scores this year. Jake Pinegar also made moves in the Penn State record books, moving up to second in career scoring (323) and fourth in field goals made (48), while Brenton Strange took over third place in Penn State history in touchdown receptions by a tight end (11).

The Penn State defense shut out the Terrapins in the first half, yielding just 27 total yards. The Nittany Lions posted seven tackles for loss, including five sacks in the opening half. Maryland gained just 134 yards of total offense, which is the fourth lowest total allowed by a Penn State defense in Big Ten games.

Penn State's defensive unit was led by Abdul Carter with seven tackles (3 solo). Carter stuffed the stat sheet against the Terps, recording a sack, two quarterback hurries, a pass breakup and a forced fumble. Chop Robinson picked up two sacks of his own, as the Nittany Lion defense finished with seven on the day. Penn State had six or more sacks in back-to-back games (6, at Indiana; 7, Maryland) for the first time since 2007 when it had two consecutive games with six or more sacks (7, Florida International, 9/1; 6, Notre Dame, 9/8).

Offensively, Penn State featured its freshman running back duo as Singleton posted 122 yards and two scores on 11 carries in the game. Allen's day included 16 carries for 73 yards.

HOW IT HAPPENED

Maryland began the game with the ball, but the Nittany Lions' defense pushed them back six yards and forced a three-and-out on the opening possession. Zane Durant picked up his first career sack on third down to force the Maryland punt.

Penn State started its first drive on the Maryland 47-yard line and constructed a 9-play drive that resulted in a 3-yard touchdown reception for Brenton Strange. On the first drive, Clifford hit Strange for a 16-yard strike to Brenton Strange on a third-and-8 to surpassed Trace McSorley for first place on Penn State's career passing yards list.

The Nittany Lions increased their lead to 14-0 on a 45-yard touchdown run by Singleton on fourth-and-1. Penn State extended its lead to 21-0 on another explosive touchdown run on fourth-and-1 by Singleton. This time, a 27-yard scamper for the score concluded a seven-play, 72-yard drive.

Maryland's most productive drive of the half, a nine-play 43-yard effort, was stifled by the Nittany Lion defense when it forced an incomplete pass on fourth down. The Nittany Lions tacked on three more points with 1:34 remaining in the half when Jake Pinegar tied his career high with a 50-yard field goal.

Pinegar knocked a 46-yard field goal through as time expired to put the Nittany Lions up 27-0 at halftime.

The first score of the second half came from Pinegar once again, as he drilled a 21-yard field goal with 8:15 remaining in the third quarter to put the Nittany Lions up 30-0.

Notes

- Penn State is now 42-3-1 all-time against Maryland, including a 24-2 record at home.
- PSU tallied 249 rushing yards. It marks the fourth time this season Penn State has rushed for 200 or more yards.
- Penn State did not allow a sack for the fourth time this season.
- On a 16-yard pass to Brenton Strange in the first quarter, Clifford leaped Trace McSorley (9,899 yards; 2015-18) for the all-time passing yards record at Penn State. Clifford now has 10,023 career passing yards.
- Clifford became the seventh Big Ten quarterback to reach the 10,000 career passing yards mark.
- Clifford also became the second Penn State player and seventh Big Ten player to reach 11,000 career total yards. He now has 11,062 career total yards (10,023 pass; 1,039 rush).
- RB Nicholas Singleton earned his third 100-yard rushing game of the season. He finished the day with 122 rushing yards.
- Singleton scored on a 45-yard run in the first quarter and a 27-yard run in the second quarter. The two scores give him 10 career touchdown rushes, breaking a tie with Kaytron Allen and Noah Cain (8; 2009) for the Penn State freshman record.
- Singleton's 45-yard rush was his sixth run of 40+ yards this season and his fourth touchdown rush of 40+ yards.
- Singleton averaged 11.1 yards per carry. It was his third game averaging more than 10 yards per carry this season (Ohio, 17.9; Auburn, 12.4; Maryland, 11.1).
- Penn State recorded its eighth shutout since 2014 and 13th shutout since 2007.
- Penn State held Maryland to 134 total yards (60 rushing, 74 passing) the fewest since giving up just 104 yards to Purdue in 2019.
- The 134 yards are the fourth-fewest given up in a Big Ten game for Penn State and also the fourth-lowest by any opponent in the James Franklin era.
- The Nittany Lions limited Maryland to 11 first downs.
- The 74 yards passing allowed by the Nittany Lions are the fewest since holding Illinois to 38 in 2021.
- Penn State held Maryland to 3 total yards in the first quarter (5 pass, -2 rush) and 27 total yards in the first half (20 pass, 7 rush).
- K Jake Pinegar booted a 50-yard field goal in the second quarter, tying his career-long. He has hit 50-yard field goals in back-to-back games.

SCORING SUMMARY

	1	2	3	4	OT	F
UMD	-	-	-	-	-	0
PSU	14	13	3	-	-	30

1st	8:52	PSU	9-47/4:28/7-0
		Strange, Brenton 3 yd pass from Clifford, Sean (Pinegar kick)	
	1:25	PSU	6-64/3:30/14-0
		Singleton, Nicholas 45 yd rush (Pinegar kick)	
2nd	7:46	PSU	7-72/3:51/21-0
		Singleton, Nicholas 27 yd rush (Pinegar kick)	
	1:34	PSU	11-35/3:41/24-0
		Pinegar, Jake 50 yd field goal	
	0:00	PSU	7-48/1:09/27-0
		Pinegar, Jake 46 yd field goal	
3rd	8:15	PSU	8-61/3:46/30-0
		Pinegar, Jake 21 yd field goal	

TEAM STATS

	UMD	PSU
First Downs	11	21
Rushing Yards	60	249
Passing Yards	74	164
Passing (C-A-Int)	11-23-0	16-30-0
Total Offense	134	413
Plays	60	73
Fumbles (#-Lost)	2-1	1-1
Penalties (#-Yards)	7-70	6-65
Possession Time	22:36	34:46
3rd-Down Conv.	4-16	5-15
Red Zone	0-3	2-2
Touchdowns	0	3
Field goals	0	3

OTHER

Time of Game	3:17
Penn State	8-2, 5-2 Big Ten
Maryland	6-4, 3-4 Big Ten

INDIVIDUAL STATISTICS

RUSHING (ATT-YDS-TD)

Penn State-Singleton, Nicholas 11-122-2; Allen, Kaytron 16-73; Holzworth, Tyler 3-14; Clifford, Sean 4-13; Smith, Tank 6-13; Allar, Drew 1-12; Washington, Parker 1-4; TEAM 1-(-2).
 Maryland-Hemby, Roman 13-68; McDonald, Colby 4-15; Littleton II, Antwain 9-14; Edwards Jr., Billy 2-8; Tagovailoa, Taulia 9-(-45).

PASSING (CMP-ATT-TD-INT-YDS)

Penn State-Clifford, Sean 12-23-1-0-139; Allar, Drew 3-6-0-0-18; Veilleux, Christian 1-1-0-0-7.
 Maryland-Tagovailoa, Taulia 11-22-0-0-74; Edwards Jr., Billy 0-1-0-0-0.

TOP RECEIVERS (REC-YDS-TD)

Penn State-Johnson, Theo 3-44; Strange, Brenton 3-34-1; Tinsley, Mitchell 1-25; Clifford, Liam 1-17; Washington, Parker 1-14; Wallace III, Harrison 1-8; Meiga, Malick 1-7; Holzworth, Tyler 1-7; Singleton, Nicholas 1-5; Lambert-Smith, KeAndre 1-2; Allen, Kaytron 1-1.
 Maryland-Jarrett, Rakim 3-30; Dippie, CJ 3-21; Dyches, Corey 2-10; Copeland, Jacob 1-7; Jones, Jashaun 1-6; Hemby, Roman 1-0.

TOP TACKLERS (UA-A-T)

Penn State-Carter, Abdul 3-4-7; Sutherland, Jonathan 4-0-4; Isaac, Adisa 2-2-4; Elsdon, Tyler 2-2-4; DeLuca, Dominic 0-4-4; Robinson, Chop 3-0-3; Brown, Ji'Ayir 2-1-3; Katshir, Charlie 2-1-3; Durant, Zane 1-2-3; Ellies, Dvon 0-3-3; King, Kobe 2-0-2; King, Kalen 2-0-2; Dwyer, Robbie 0-2-2.
 Maryland-Trader Jr., Dante 6-4-10; Brade, Beau 4-3-7; Finau, Ami 5-1-6; Gotay, Fa'Najae 3-2-5; Banks, Deonte 3-1-4; Nchami, Durell 2-1-3; Nasili-Kite, Mosiah 2-1-3; Still, Tarheeb 2-1-3; China-Rose, Greg 1-2-3; Booker Jr., Anthony 1-2-3; Fontaine, Austin 0-3-3.



55

GAME 11
PENN STATE VS. RUTGERS

10 R

SHI STADIUM | BTN | 11/19/22 | 55,676



GAME RECAP

PISCATAWAY, N.J. — No. 11/12/11 Penn State defeated Rutgers, 55-10, Saturday at SHI Stadium. The win marked the 100th career victory for head coach James Franklin.

Penn State dominated in every facet of the game, scoring touchdowns on offense, defense and special teams. A 100-yard kickoff return for a touchdown by Nicholas Singleton and two fumble returns for touchdowns, marked the first time Penn State recorded three non-offensive touchdowns in a game since 1998 against Bowling Green (1 punt return, 2 interception returns).

Kaytron Allen's 117-yard rushing effort gave him more than 700 rushing yards on the season (748). With this effort, Allen and Nicholas Singleton (863) became the first freshman teammates in Big Ten history to each record 700-plus rushing yards in the same season.

The Nittany Lion offense was led by 192 total yards (157 passing, 35 rushing) and two scores (1 passing, 1 rushing) from Sean Clifford. Allen's 117 yards on the ground led the running backs, while five grabs for 63 yards from Mitchell Tinsley topped Penn State's receivers.

Penn State amassed 436 yards of offense, including 237 on the ground. The rushing attack averaged 6.4 yards per carry and accounted for three of the Nittany Lions' four offensive touchdowns.

Defensively, two scoop-and-score fumble return touchdowns highlighted a dominant day for Penn State. The Nittany Lions racked up 15 tackles for loss, including four sacks, in a game where the defensive unit limited Rutgers to just 167 total yards of offense and just 32 yards on the ground.

HOW IT HAPPENED

The Scarlet Knights got on the board first at the 8:06 mark in the first quarter on a 42-yard field goal. On the ensuing kickoff, Nicholas Singleton took it the distance for a 100-yard kick return touchdown to put the Nittany Lions up, 7-3. It was just the third 100-yard kickoff return touchdown for Penn State since 1975.

On the next kickoff, the Scarlet Knights burst for a 67-yard return to set themselves up inside Penn State territory. Rutgers took four plays to find the end zone on a touchdown pass to Shameen Jones that put the Scarlet Knights up, 10-7.

With less than a minute to play in the opening quarter, Marquis Wilson forced a fumble that was scooped up and taken 14 yards into the end zone by Kobe King to give the Nittany Lions a 14-10 lead.

Following a Johnny Dixon interception, Sean Clifford found Tyler Warren for a 10-yard touchdown to put the Nittany Lions up 21-10 with 6:11 to play in the opening half. Penn State constructed a second consecutive scoring drive when it marched 67 yards in 59 seconds to take a 28-10 lead over the Scarlet Knights. Sean Clifford scored on a quarterback keeper from the 14-yard line to cap the drive.

The Nittany Lions' first score in the third quarter came on their second defensive touchdown of the game. Curtis Jacobs strip-sacked Gavin Wimsatt and Ji'Ayir Brown returned the loose ball 70 yards to put the Nittany Lions up 35-10 just one minute into the third quarter.

Penn State added 20 more points through the course of the second half, with rushing touchdowns from Kaytron Allen and Drew Allar and two field goals, one from Jake Pinegar and the first career field goal from Sander Sahaydak for the 55-10 win.

Notes

- Penn State is now 31-2 all-time against Rutgers, including 16-straight wins and an 8-0 record in road matchups.
- The Nittany Lions had three non-offensive touchdowns in a game (2 fumble returns and a kickoff return) for the first time since 1998 vs. Bowling Green (2 interception returns and a punt return).
- Penn State's kickoff return for a touchdown and two fumble recoveries for touchdowns marks the third occurrence of that happening in the FBS since 2000.
- The Nittany Lions recorded touchdowns on offense, defense and special teams (1 kick return, 1 fumble return, 5 offensive) in a game for the first time since 2017 against Indiana (1 fumble return, 1 kick return, 4 offensive).
- Penn State head coach James Franklin earned his 100th career win, becoming the 27th active FBS coach with 100 career wins.
- With Kaytron Allen's 117 rushing yards on the day, Nicholas Singleton (863 rushing yards) and Allen (748 rushing yards) became the first freshman duo in Big Ten history to both rush for 700+ rushing yards in a season.
- Allen earned his second career 100-yard rushing game.
- Penn State reached 200 rushing yards for the fifth time this season with 237 yards.
- QB Sean Clifford connected on a 10-yard touchdown pass to Tyler Warren in the second quarter. It was his 80th career touchdown pass.
- With two defensive touchdowns, it marks the first time since 2005 (vs. Illinois) which Penn State has had multiple defensive touchdowns in a game.
- Penn State earned its second game with at least 15 tackles for loss this season (Indiana, 16; Rutgers, 15), the first time PSU has recorded 15+ tackle for loss multiple times in a season since 2018 (Kent State, 16; Maryland, 15).
- Penn State limited Rutgers to 32 rushing yards on 35 attempts (0.9 per attempt).
- S Ji'Ayir Brown recovered a fumble and returned it 70 yards for a touchdown in the third quarter.
- Brown earned his second defensive touchdown of his career, joining his 87-yard pick-six at Maryland in 2021.
- On his fifth extra point of the day, K Jake Pinegar moved past Kevin Kelly (183; 2005-08) for the all-time record at Penn State. Pinegar has 185 career extra points made.
- KR Nicholas Singleton returned a kickoff 100 yards for a touchdown in the first quarter. PSU's first kick return touchdown since Lamont Wade (100 yards) against Illinois in 2020.

SCORING SUMMARY

	1	2	3	4	OT	F
PSU	14	14	20	7	-	55
RU	10	-	-	-	-	10

1st	8:06	RU	7-33/2:14/0-3
		McAtamney, Jude	42 yd field goal
	7:54	PSU	-/-7-3
		Singleton, Nicholas	100 yd kickoff return (Pinegar kick)
	5:56	RU	4-21/1:48/7-10
		Jones, Shameen	4 yd pass from Wimsatt, Gavin (McAtamney kick)
	0:50	PSU	-/-14-10
		King, Kobe	14 yd fumble return (Pinegar kick)
2nd	6:11	PSU	5-30/1:52/21-10
		Warren, Tyler	10 yd pass from Clifford, Sean (Pinegar kick)
	1:03	PSU	6-67/0:59/28-10
		Clifford, Sean	14 yd rush (Pinegar kick)
3rd	14:06	PSU	-/-35-10
		Brown, Ji'Ayir	70 yd fumble return (Pinegar kick)
	8:10	PSU	9-75/3:14/38-10
		Pinegar, Jake	22 yd field goal
	6:15	PSU	2-75/0:35/45-10
		Allen, Kaytron	8 yd rush (Pinegar kick)
	1:34	PSU	8-57/1:34/48-10
		Sahaydak, Sander	20 yd field goal
4th	5:44	PSU	13-65/6:28/55-10
		Allar, Drew	1 yd rush (Sahaydak kick)

TEAM STATS

	PSU	RU
First Downs	21	9
Rushing Yards	237	32
Passing Yards	199	135
Passing (C-A-Int)	22-36-0	15-34-1
Total Offense	436	167
Plays	73	69
Fumbles (#-Lost)	1-1	3-2
Penalties (#-Yards)	4-40	4-25
Possession Time	30:23	29:37
3rd-Down Conv.	4-16	4-19
Red Zone	6-6	1-2
Touchdowns	7	1
Field goals	2	1

OTHER

Time of Game		3:24
Penn State	9-2, 6-2 Big Ten	
Rutgers	4-7, 1-7 Big Ten	

INDIVIDUAL STATISTICS

RUSHING (ATT-YDS-TD)

Penn State-Allen, Kaytron 11-117-1; Singleton, Nicholas 9-62; Clifford, Sean 7-35-1; Allar, Drew 6-27-1; Strange, Brenton 1-0; Smith, Tank 1-0; TEAM 2-(-4).
Rutgers-Rochelle, Rashad 8-25; Salaam, Al-Shadee 10-20; Monangai 9-9; Wimsatt, Gavin 7-(-13); TEAM 1-(-9).

PASSING (CMP-ATT-TD-INT-YDS)

Penn State-Clifford, Sean 17-26-1-0-157; Allar, Drew 5-10-0-0-42.
Rutgers-Wimsatt, Gavin 10-29-1-1-122; Simon, Evan 5-5-0-0-13.

TOP RECEIVERS (REC-YDS-TD)

Penn State-Tinsley, Mitchell 5-63; Strange, Brenton 4-24; Wallace III, Harrison 3-49; Lambert-Smith, KeAndre 3-9; Allen, Kaytron 2-10; Evans, Omari 1-11; Warren, Tyler 1-10-1; Clifford, Liam 1-10; Dinkins, Khalil 1-8; Singleton, Nicholas 1-5.
Rutgers-Langan, Johnny 4-18; Ryan, Sean 2-76; Jones, Shameen 2-16-1; Patterson, Max 2-6; Salaam, Al-Shadee 2-0; Cruickshank, Aron 1-15; Long, Chris 1-6; Rochelle, Rashad 1-(-2).

TOP TACKLERS (UA-A-T)

Penn State-King, Kobe 2-4-6; Jacobs, Curtis 3-2-5; Carter, Abdul 3-1-4; Brown, Ji'Ayir 2-2-4; Sutherland, Jonathan 2-2-4; Tarburton, Nick 0-4-4; Winston Jr., Kevin 3-0-3; DeLuca, Dominic 2-1-3; Wilson, Marquis 2-1-3; Elson, Tyler 1-2-3; Dixon, Johnny 1-2-3.
Rutgers-Young, Avery 6-5-11; Dean, Austin 2-5-7; Igbinosun, Desmond 3-3-6; Majeh, Ifeanyi 3-3-6; Izien, Christian 5-0-5; Powell, Tyreem 3-2-5; Bailey, Wesley 2-3-5; Lewis, Aaron 1-4-5; Longerbeam, Robert 2-2-4; Hamilton, Kyonte 0-4-4; Melton, Max 2-1-3.



35

GAME 12
PENN STATE VS. MICHIGAN STATE

16



BEAVER STADIUM | FS1 | 11/26/22 | 105,154



GAME RECAP

UNIVERSITY PARK, Pa. — No. 11/10/11 Penn State defeated Michigan State, 35-16, in the Nittany Lions' Senior Day game. Penn State is now 17-10 in the Land Grant Trophy series with the Spartans.

Penn State's defense allowed just eight yards on the ground in the first half to help the Nittany Lions take a 14-3 lead into the locker room. Abdul Carter and Ji'Ayir Brown led the defense with seven tackles each. Penn State's defensive unit also recovered two fumbles, broke up 10 passes and recorded three sacks in the game.

The Nittany Lions held the edge in the run game, out-gaining the Spartans 160 to 25 on the ground, with the freshman duo of Kaytron Allen and Nicholas Singleton leading the way. Allen tied his career high with 21 carries for 82 yards. Singleton set a career best with 17 attempts, for 78 yards. In his final game in Beaver Stadium, Sean Clifford went 19-for-24 for 202 yards and career-high-tying four touchdowns to guide Penn State to the victory.

The tight ends for the Nittany Lions hauled in three touchdowns in the contest. Following a fumble recovery on special teams, Tyler Warren brought in a score in the third quarter following two in the first half by Theo Johnson.

KeAndre Lambert-Smith posted a season-best performance with five catches for 82 yards and a fourth-quarter touchdown. He became the first receiver in program history to throw and receive a touchdown pass in a single game when he tossed a 48-yard touchdown pass to Johnson to give the Nittany Lions a 14-0 lead in the second quarter.

Penn State had three takeaways on the day, which included a Spartan turnover on the first drive of the game.

Notes

- Penn State is now 18-18-1 all-time against Michigan State, including 12-7 at home and 17-10 in Land Grant Trophy games.
- The Nittany Lions reached 10 wins in a season for the 25th time and reached 10 wins in the regular season for the 20th time.
- With today's win, Penn State reached 10+ wins for the fourth time in the James Franklin era.
- The victory marked the seventh time in program history that Penn State earned seven Big Ten wins.
- Penn State scored on an 11-play, 90-yard drive in the first quarter. It was Penn State's second-longest scoring drive of the season in terms of yards, behind only a 96-yard drive at Indiana.
- WR KeAndre Lambert-Smith's 48-yard touchdown pass to TE Theo Johnson marked the third time in program history in which a wideout has thrown a touchdown pass and the 11th time overall a non-quarterback has thrown a touchdown.
- Lambert-Smith became the first wide receiver in program history to both catch and throw a touchdown pass in the same game.
- The 48-yard pass by Lambert-Smith is the fourth-longest touchdown pass by a non-quarterback in Penn State history and the longest since 2001, when RB Eric McCoo found WR Tony Johnson for 63 yards vs. Illinois.
- TE Theo Johnson hauled in an 11-yard touchdown reception in the first quarter and a 48-yard touchdown pass in the second quarter. It was Johnson's first career game with multiple touchdown receptions.
- The Nittany Lions registered 10 pass breakups, bringing its season total to 82. The Nittany Lions have recorded 80 or more pass breakups in a season eight previous times (110, 1996; 82, 1995; 96, 1993; 107, 1992; 129, 1991; 97, 1990; 110, 1987; 88, 1986).
- Penn State held Michigan State to 25 yards rushing, 96 yards below their season average.
- S Ji'Ayir Brown forced a fumble on a punt return in the third quarter. It was his third career forced fumble and second this season.
- LB Abdul Carter had a career-high three tackles for loss. His previous high was two last week at Rutgers.
- Carter also had a career high two sacks.
- CB Kalen King registered a career-high five pass breakups. His previous career best was four vs. Central Michigan earlier this season.
- King also grabbed his second career interception in the fourth quarter, leading to the final Penn State touchdown.
- LB Tyler Elsdon recovered a fumble on Michigan State's opening drive. It was his first career fumble recovery.
- P Barney Amor averaged 50 yards on four punts.

SCORING SUMMARY

	1	2	3	4	OT	F
MSU	0	3	7	6	-	16
PSU	7	7	7	14	-	35

1st	0:40	PSU	11-90/4:51/7-0	Johnson, Theo 11 yd pass from Clifford, Sean (Pinegar kick)
2nd	11:22	PSU	5-80/2:08/14-0	Johnson, Theo 48 yd pass from Lambert-Smith, KeAndre (Pinegar kick)
	0:00	MSU	11-46/1:27/14-3	Stone, Jack 51 yd field goal
3rd	5:42	PSU	2-17/0:45/21-3	Warren, Tyler 14 yd pass from Clifford, Sean (Pinegar kick)
	1:37	MSU	10-75/4:05/21-10	Carr, Maliq 9 yd pass from Thorne, Payton (Stone Kick)
4th	10:52	MSU	11-70/3:56/21-16	Thorne, Payton 2 yd rush (Pass failed)
	4:31	PSU	11-75/6:21/28-16	Singleton, Nicholas 12 yd pass from Clifford, Sean (Pinegar kick)
	3:56	PSU	1-35/0:08/35-16	Lambert-Smith, KeAndre 35 yd pass from Clifford, Sean (Pinegar kick)

TEAM STATS

	MSU	PSU
First Downs	19	24
Rushing Yards	25	160
Passing Yards	229	250
Passing (C-A-Int)	24-44-1	20-25-0
Total Offense	254	410
Plays	69	70
Fumbles (#-Lost)	3-2	0-0
Penalties (#-Yards)	5-40	6-46
Possession Time	25:58	34:02
3rd-Down Conv.	4-14	8-16
Red Zone	2-2	3-5
Touchdowns	2	5
Field goals	1	0

OTHER

Time of Game	3:18
Penn State	10-2, 7-2 Big Ten
Michigan State	5-7, 3-6 Big Ten

HOW IT HAPPENED

Penn State struck first with a Johnson touchdown catch with 40 seconds left in the first quarter. The 11-play, 90-yard drive was highlighted by 54 rushing yards by Singleton and a he 90-yard drive is the second-longest in terms of yards for Penn State this season.

The Nittany Lions scored their second touchdown of the day on a 48-yard pass by Lambert-Smith to Johnson for a 14-0 lead with 11:22 left in the first half. Michigan State got on the board with a 51-yard field goal as time expired in the second quarter.

With 6:27 left in the third quarter, safety Ji'Ayir Brown forced a fumble on punt return and Tyler Warren recovered at Michigan State's 17-yard line. Warren saw the payoff for the turnover as Clifford hit him for a 14-yard pass two plays later for a 21-3 lead.

The Spartans scored their first touchdown of the game with 1:37 left in the third quarter on a 9-yard touchdown pass from Payton Thorne to Maliq Carr.

Michigan State made it a 21-16 game with 10:52 left in the fourth quarter on a 2-yard scamper by Payton Thorne. The Spartans attempted a two-point conversion pass, but the throw was broken up by Keaton Ellis after Brown hurried Thorne.

On the ensuing Penn State drive, Clifford connected with Singleton on a 15-yard touchdown pass with 4:31 remaining. King's interception on the Spartans' next drive set up a 35-yard connection between Clifford and Lambert-Smith to put the game out of reach at 35-16.

INDIVIDUAL STATISTICS

RUSHING (ATT-YDS-TD)

Penn State-Allen, Kaytron 21-82; Singleton, Nicholas 17-78; Clifford, Sean 7-0.

Michigan State-Collins, Elijah 10-33; Berger, Jalen 7-14; Broussard, Jarek 2-6; Reed, Jayden 1(-7); Thorne, Payton 5(-21)-1.

PASSING (CMP-ATT-TD-INT-YDS)

Penn State-Clifford, Sean 19-24-4-0-202; Lambert-Smith, KeAndre 1-1-1-0-48.

Michigan State-Thorne, Payton 24-43-1-1-229; TEAM 0-1-0-0-0.

TOP RECEIVERS (REC-YDS-TD)

Penn State-Lambert-Smith, KeAndre 5-83-1; Johnson, Theo 3-62-2; Singleton, Nicholas 3-30-1; Allen, Kaytron 3-24; Strange, Brenton 2-17; Warren, Tyler 2-17-1; Tinsley, Mitchell 1-13; Wallace III, Harrison 1-4.

Michigan State-Coleman, Keon 8-91; Reed, Jayden 6-36; Mosley, Tre 4-62; Carr, Maliq 2-21-1; Berger, Jalen 2-0; Foster Jr., Montorie 1-16; Collins, Elijah 1-3.

TOP TACKLERS (UA-A-T)

Penn State-Brown, Ji'Ayir 7-0-7; Carter, Abdul 5-2-7; Mustipher, PJ 2-3-5; King, Kalen 4-0-4; Robinson, Chop 3-0-3; Sutherland, Jonathan 3-0-3; Jacobs, Curtis 2-1-3; Elsdon, Tyler 2-1-3; Beamon, Hakeem 2-1-3; Isaac, Adisa 2-0-2; Dixon, Johnny 2-0-2.

Michigan State-Haladay, Cal 6-5-11; Henderson, Xavier 4-4-8; Brooks, Kendall 5-2-7; Hansen, Maverick 4-3-7; Speed, Ameer 5-0-5; Mallory, Dashaun 4-1-5; Slade, Jacob 3-2-5; VanSumeren, Ben 4-0-4; Tatum, Dillon 3-1-4; Barrow, Simeon 2-2-4; Brule, Aaron 1-3-4.

46 2022 PENN STATE FOOTBALL

1923 ROSE: January 1, 1923

Penn State fought a gallant fight, but USC was just too strong in a 14-3 victory in the 1923 Rose Bowl.

The 29-member Penn State travel party departed State College by train on December 19 and, after stops in Chicago and the Grand Canyon, arrived in Pasadena on Christmas Eve. The morning of the game, the team took in the Tournament of Roses Parade, then returned to its hotel. The Lions left in several taxi cabs at 11 a.m. for the Rose Bowl, but as the 2:15 p.m. kickoff approached, the team was mired in post-parade traffic. Only after the cabbies drove over the lawns of local residents did the Penn State contingent finally reach the Rose Bowl.

When the team arrived, they found kickoff had already been delayed by 10 minutes. Penn State coach Hugo Bezdek and USC coach "Gloomy Gus" Henderson almost came to blows as the Lions' skipper successfully lobbied game officials for additional warmup time. The game finally started an hour late and ended in moonlight, with sportswriters lighting matches in order to finish their stories. Even with the 60-minute delay, many of the 43,000 spectators did not reach their seats until the second quarter.

Penn State took an early 3-0 lead on Mike Palm's 20-yard drop-kick field goal, but Roy "Bullet" Baker rushed for 123 yards and one touchdown for the Trojans and the Lions were held to five first downs and 104 yards. Penn State's share of the proceeds — \$21,349.64 — was directed toward the \$2 million Emergency Building Fund and in particular the construction of Varsity Hall (now Irvin Hall).

USC	0	7	7	0	—	14
Penn State	3	0	0	0	—	3

PSU-Palm, 20, field goal; USC-Campbell, 1, run (Hawkins kick); USC-Baker, 1, run (Hawkins kick).

Team Statistics	PSU	USC
First Downs	5	13
Total Net Yards	104	293
Net Yards Rushing	98	254
Net Yards Passing	6	39
Passes (Att-Comp-INT)	11-5-3	12-6-1
Punts	12	8
Fumbles-Lost	2-1	6-1
Penalties-Yards	2-10	3-35

Individual Statistics

Rushing

PENN STATE-Wilson 20 for 55; Palm 16 for 25; Wentz 4 for 7; Hufford 2 for 6; Flock 1 for 5.

USC-Baker 29 for 123, 1 TD; Campbell 17 for 52, 1 TD; Kincaid 6 for 43; Galloway 9 for 22; Leahy 2 for 6; Nelson 1 for 3; Wyhan 2 for 2.

Passing

PENN STATE-Wilson 2 for 2, 5 yds.; Palm 3 for 9, 1 yd., 3 INT.

USC-Galloway 1 for 3, 23 yds., 1 INT; Baker 3 for 4, 12 yds.; Campbell 2 for 5, 4 yds.

Receiving

PENN STATE-Wilson 3 for 1; Palm 2 for 5.

USC-Campbell 2 for 8; Pythian 1 for 23; Galloway 1 for 4; Baker 1 for 3; Kincaid 1 for 1.

Attendance: 43,000

1995 ROSE: January 2, 1995

In a landmark season, the Nittany Lions brought proper closure to a magnificent 1994 campaign by beating Oregon, 38-20, in the Rose Bowl, Penn State's first appearance in the "Granddaddy of Them All" since the 1923 contest. Having won their first Big Ten Championship in their second year of conference play, the Lions became the first Big Ten squad to earn a 12-0 record and the first Conference team to earn an unblemished record since Ohio State in 1968.

In a microcosm of a brilliant season, Heisman Trophy runner-up Ki-Jana Carter flashed through the line on Penn State's first play from scrimmage, bounced off a defender and burst into the lush green carpet for an 83-yard score in the game's initial five minutes. The Rose Bowl throng of 102,247 rose in unison as Carter raced toward the end zone in front of the frenzied blue and white backers.

The Lions, though, were confronted by a relentless Oregon squad, which gained a 14-14 tie in the third quarter before Penn State pulled away for the 38-20 victory. The significance of the win in Pasadena stretched in many directions: Penn State earned its fifth unbeaten, untied season under Joe Paterno and its third 12-0 campaign; Paterno became college football's all-time winningest bowl coach with his 16th postseason win and became the first coach in college football history to win the traditional four major bowls.

Carter rushed for 156 yards on 21 carries and three touchdowns, sharing Rose Bowl Co-Most Valuable Player honors with Duck quarterback Danny O'Neil, who set six Rose records with his 41-of-61 effort for 456 yards and two scores. Carter's 83-yard run was the longest of his career, Penn State's longest in a bowl game and the third-longest in Rose Bowl history. Lion quarterback Kerry Collins concluded his brilliant season with a 19-of-30 display for 200 yards, setting a school completion mark for a bowl game and fullbacks Brian Milne and Jon Witman each tallied once.

The offensive fireworks by both squads produced 13 Rose Bowl records and tied two others. Penn State also eclipsed seven individual and two team school bowl records.

Oregon	7	0	7	6	—	20
Penn State	7	7	14	10	—	38

PSU-Carter, 83, run (Conway kick); O-Wilcox, 1, pass from O'Neil (Belden kick); PSU-Milne, 1, run (Conway kick); O-McLemore, 17, pass from O'Neil (Belden kick); PSU-Carter, 17, run (Conway kick); PSU-Carter, 3, run (Conway kick); PSU-Conway, 43, FG; PSU-Witman, 9, run (Barninger kick); O-Whittle, 3, run (pass failed).

Team Statistics	PSU	ORE
First Downs	22	27
Total Net Yards	430	501
Net Yards Rushing	228	45
Net Yards Passing	202	456
Passes (Att-Comp-INT)	31-20-1	61-41-2
Punts-Average	6-41.7	6-42.8
Fumbles-Lost	1-1	1-0
Penalties-Yards	5-37	6-52

Individual Statistics

Rushing

PENN STATE-Carter 21 for 156, 3 TD; Milne 9 for 36, 1 TD; Archie 3 for 16; Witman 4 for 11, 1 TD; Ingram 1 for 5; Pitts 1 for 4.

OREGON-Whittle 12 for 45, 1 TD; Philyaw 4 for 14; Jones 2 for 6; O'Neil 13 for (-20).

Passing

PENN STATE-K. Collins 19 for 30, 200 yds., 1 INT; Archie 1 for 1, 2 yds.

OREGON-O'Neil 41 for 61, 456 yds., 2 TD, 2 INT.

Receiving

PENN STATE-Ingram 5 for 52; Scott 4 for 41; Archie 3 for 29; Jurevicius 2 for 53; Brady 2 for 15; Milne 2 for 8; Carter 1 for 2; K. Collins 1 for 2.

OREGON-Wilcox 11 for 135, 1 TD; McLemore 10 for 90, 1 TD; Philyaw 6 for 80; Ricketts 6 for 70; Whittle 5 for 46; P. Johnson 2 for 28; Jones 1 for 7.

Attendance: 102,247

2009 ROSE: January 1, 2009

Sixth-ranked Penn State came into its Rose Bowl battle with No. 5 USC among the nation's leaders in fewest penalties and turnovers, but mistakes proved costly as the Trojans captured a 38-24 win in the meeting between national powers.

The Nittany Lions gained 410 yards, the most by a USC opponent for the season. Penn State became just the third team to score more than 20 points against the nation's No. 1 scoring defense (7.8 ppg average) in 2008.

Daryll Clark broke then-Penn State bowl records with 273 passing yards and 290 yards of total offense. Clark was 21-of-36, with two TDs and two interceptions. Clark also ran for a 9-yard touchdown late in the first quarter to tie the game, 7-7. He accounted for a school season-record 29 TDs, throwing for 19 and rushing for 10.

Tailback Stephfon Green saw extensive duty, as Evan Royster left the game late in the first quarter with a knee injury. Green led Penn State with 57 yards on 10 carries and five receptions for 67 yards, including a 30-yard play. Royster gained 34 yards on just six carries.

Senior Deon Butler had four catches for 97 yards, but had a 45-yard first-quarter catch nullified by a penalty.

The Lions held the Trojans to 61 rushing yards, 145 yards below their season average. USC became the eighth team to fail to gain 100 rushing yards against Penn State in 2008.

Sophomore linebacker NaVorro Bowman made a school bowl-record five tackles for loss (minus-21), tying Andy Katzenmoyer's Rose Bowl record from the 1997 game. Bowman had his fourth sack of the season among his eight tackles (seven solo), finishing the year with a team-best 106 tackles and 16.5 tackles for loss. Junior linebacker Josh Hull made a game-high nine tackles, including one for a five-yard loss. Senior Tony Davis made eight hits and recovered a fumble and senior Lydell Sargeant had seven tackles (six solo).

USC quarterback Mark Sanchez was 28-of-35 for 413 yards, with four touchdown passes.

USC	7	24	0	7	—	38
Penn State	7	0	0	17	—	24

USC-D. Williams, 27, pass from Sanchez (Buehler kick); PSU-Clark, 9, run (Kelly kick); USC-Sanchez, 6, run (Buehler kick); USC-Buehler, 30, FG; USC-R. Johnson, 19, pass from Sanchez (Buehler kick); USC-Gable, 20, pass from Sanchez (Buehler kick); PSU-Williams, 2, pass from Clark (Kelly kick); USC-R. Johnson, 45, pass from Sanchez (Buehler kick); PSU-Kelly, 25, FG; PSU-Norwood, 9, pass from Clark (Kelly kick).

Team Statistics	PSU	USC
First Downs	19	27
Total Net Yards	410	474
Net Yards Rushing	137	61
Net Yards Passing	273	413
Passes (Att-Comp-INT)	37-21-2	35-28-0
Punts-Average	4-47.8	4-40.0
Fumbles-Lost	1-1	2-1
Penalties-Yards	9-72	6-60

Individual Statistics

Rushing

PENN STATE-Green 10 for 57; Royster 6 for 34; Williams 4 for 17; Clark 7 for 17, 1 TD; Beachum 1 for 8; Lawlor 1 for 4.

USC-S. Johnson 15 for 63; Sanchez 7 for 16, 1 TD; Gable 6 for 13; McKnight 5 for 13; R. Johnson 1 for (-7); team 1 for (-37).

Passing

PENN STATE-Clark 21 of 36, 273 yds., 2 TD, 2 INT.

USC-Sanchez 28 of 35, 413 yds., 4 TD.

Receiving

PENN STATE-Green 5 for 67; Butler 4 for 97; Williams 4 for 34, 1 TD; Norwood 3 for 32, 1 TD; Brackett 3 for 21; Quarless 2 for 22.

USC-D. Williams 10 for 162, 1 TD; McCoy 5 for 48; R. Johnson 4 for 82, 2 TD; Turner 4 for 74; Gable 1 for 20, 1 TD; McKnight 1 for 9; Goodman 1 for 8; Ausberry 1 for 5; S. Johnson 1 for 5.

Attendance: 93,293

2017 ROSE: January 2, 2017

Penn State running back Saquon Barkley totaled a career-high 306 all-purpose yards and scored three touchdowns and wide receiver Chris Godwin caught nine passes for a career-high 187 yards and two touchdowns, but No. 9 USC rallied in the fourth quarter to win the 103rd annual Rose Bowl Game on a 46-yard field goal as time expired, 52-49.

With 101 combined points, it was the highest-scoring game in the storied history of the Rose Bowl, and both teams trailed by double-digit margins in the thriller.

No. 5 Penn State trailed USC by 13, 27-14, with 6:16 remaining in the second quarter, but scored touchdowns on four consecutive offensive plays from its final play of the first half to its first three plays of the second half, building a 42-27 lead.

Tight end Mike Gesicki caught an 11-yard touchdown pass to start the run and pull Penn State within six before the halftime break. Barkley crisscrossed the field and eluded multiple Trojan defenders for a 79-yard touchdown run on the Nittany Lions' first offensive play of the third quarter, giving Penn State its first lead of the game, 28-27. On Penn State's next possession, quarterback Trace McSorley connected with Godwin for a 72-yard touchdown pass down the sideline. A Brandon Bell interception that he returned 24 yards to the USC 3 then set up a McSorley touchdown run for a game-high 15-point advantage.

The drives ranked as three of the 12 fastest scoring drives in Rose Bowl history, with McSorley's five-second touchdown run setting a record.

Both teams would trade touchdowns before the quarter ended, resulting in a 49-35 Penn State lead, but USC would score 17 points in the fourth quarter to inch back in front.

USC	13	14	8	17	—	52
Penn State	0	21	28	0	—	49

USC-Burnett, 26, pass from Darnold (Boormeester kick); USC-Boormeester, 22, FG; USC-Boormeester, 44, FG; PSU-Barkley, 24, run, (Davis kick); USC-Burnett, pass from Darnold (Boormeester kick); PSU-Godwin, 30, pass from McSorley (Davis kick); USC-Rogers, 3, pass from Darnold (Boormeester kick); PSU-Gesicki, 11, pass from McSorley (Davis kick); PSU-Barkley, 79, run (Davis kick); PSU-Godwin, 72, pass from McSorley (Davis kick); PSU-McSorley, 3, run (Davis kick); USC-Smith-Schuster, 13, pass from Darnold (Boormeester kick); PSU-Barkley, 7, pass from McSorley (Davis kick); USC-Jones, 3, run (Boormeester kick); USC-Burnett, 27, pass from Darnold (Boormeester kick); USC-Boormeester, 46, FG.

Team Statistics	PSU	USC
First Downs	23	33
Total Net Yards	465	575
Yards Rushing	211	122
Yards Passing	254	453
Passes (Att-Comp-INT)	29-18-3	54-33-1
Punts-Average	5-50.8	4-44.2
Fumbles-Lost	1-0	0-0
Penalties-Yards	5-56	10-85

Individual Statistics

Rushing

USC-Jones 20 for 55, 1 TD; Davis 6 for 43; Darnold 5 for 20; Jackson 2 for 2; Smith-Schuster 1 for 2.

PENN STATE-Barkley 25 for 194, 2 TD; McSorley 6 for 13, 1 TD; Robinson 1 for 4; Allen, Mark 1 for 0.

Passing

USC-Darnold 33 of 53, 453 yds., 5 TD, 1 INT.
PENN STATE-McSorley 18 of 29, 254 yds., 4 TD, 3 INT.

Receiving

USC-Burnett 13 for 164, 3 TD; Smith-Schuster 7 for 133, 1 TD; Rogers 5 for 42, 1 TD; Imatorbhebhe 2 for 25; Jones 2 for 3; Greene 1 for 28; Jackson 1 for 24; Ware 1 for 20; Davis 1 for 14.

PENN STATE-Godwin 9 for 187, 2 TD; Barkley 5 for 55, 1 TD; Thompkins 2 for 9; Gesicki 1 for 11; 1 TD; Allen, Mark 1 for (-8).

Attendance: 95,128

BOWL OPPONENTS

Utah is the 32nd different opponent that Penn State has faced in a bowl game.

USC.....	4
Alabama.....	3
Florida.....	3
Florida State.....	3
Tennessee.....	3
Auburn.....	2
Georgia.....	2
Kentucky.....	2
LSU.....	2
Oklahoma.....	2
Oregon.....	2
Texas.....	2
Texas A&M.....	2
Washington.....	2
Arizona State.....	1
Arkansas.....	1
Baylor.....	1
Boston College.....	1
BYU.....	1
Clemson.....	1
Georgia Tech.....	1
Houston.....	1
Kansas.....	1
Memphis.....	1
Miami (Fla.).....	1
Missouri.....	1
Notre Dame.....	1
Ohio State.....	1
SMU.....	1
Stanford.....	1
Tulane.....	1
Utah.....	1
TOTAL.....	52

BOWL DESTINATIONS

The Rose Bowl is now one of six bowls that Penn State has appeared in at least five times. Penn State was first invited to the 1923 Rose Bowl.

#	Bowl	Last
7	Fiesta	Dec. 30, 2017 vs. Washington
6	Citrus/Capital One	Jan. 1, 2019 vs. Kentucky
5	Orange	Jan. 3, 2006 vs. Florida State
	TaxSlayer Gator	Jan. 2, 2016 vs. Georgia
	Outback	Jan. 1, 2022 vs. Arkansas
	Rose	Jan. 2, 2022 vs. Utah
4	Cotton	Dec. 28, 2019 vs. Memphis
	Sugar	Jan. 1, 1983 vs. Georgia
3	Liberty	Dec. 22, 1979 vs. Tulane
2	Alamo	Dec. 29, 2007 vs. Texas A&M
	Blockbuster	Jan. 1, 1993 vs. Stanford
1	Aloha	Dec. 26, 1983 vs. Washington
	Holiday	Dec. 29, 1989 vs. BYU
	Pinstripe	Dec. 27, 2014 vs. Boston College
	TicketCity	Jan. 1, 2012 vs. Houston

The state of California is been Penn State's fourth-most frequent bowl destination as the Rose Bowl marks its sixth bowl game played in the state. The Nittany Lions have played in five Rose Bowls and the 1989 Holiday Bowl.

#	State	Last
24	Florida	Outback - Jan. 1, 2022
7	Texas	Cotton - Dec. 28, 2019
	Arizona	Fiesta - Dec. 30, 2017
6	California	Rose - Jan. 2, 2022
4	Louisiana	Sugar - Jan. 1, 1983
2	Pennsylvania	Liberty - Dec. 17, 1960
1	Hawaii	Aloha - Dec. 26, 1983
	New York	Pinstripe - Dec. 27, 2014
	Tennessee	Liberty - Dec. 22, 1979

NFL STADIUMS (BOWLS)

Date	Score	Bowl/Opponent	Site
Jan. 1, 1969	W, 15-14	Orange/Kansas	[1]
Jan. 1, 1970	W, 10-3	Orange/Missouri	[1]
Jan. 1, 1972	W, 30-6	Cotton/Texas	[2]
Dec. 31, 1972	L, 0-14	Sugar/Oklahoma	[3]
Jan. 1, 1974	W, 16-9	Orange/LSU	[1]
Dec. 31, 1975	L, 6-13	Sugar/Alabama	[4]
Jan. 1, 1979	L, 7-14	Sugar/Alabama	[4]
Jan. 1, 1983	W, 27-23	Sugar/Georgia	[4]
Jan. 1, 1986	L, 25-10	Orange/Oklahoma	[1]
Dec. 29, 1989	W, 50-39	Holiday/BYU	[5]
Dec. 28, 1990	L, 24-17	Blockbuster/Florida St.	[6]
Jan. 1, 1992	W, 42-17	Fiesta/Tennessee	[7]
Jan. 1, 1993	L, 3-24	Blockbuster/Stanford	[6]
Jan. 1, 1996	W, 43-14	Outback/Auburn	[8]
Jan. 1, 1997	W, 38-15	Fiesta/Texas	[7]
Jan. 1, 1999	W, 26-14	Outback/Kentucky	[9]
Jan. 3, 2006	W, 26-23	Orange/Florida State	[6]
Jan. 1, 2007	W, 20-10	Outback/Tennessee	[9]
Jan. 1, 2011	L, 24-37	Outback/Florida	[9]
Jan. 1, 2016	L, 17-24	TaxSlayer/Georgia	[10]
Dec. 30, 2017	W, 35-28	Fiesta/Washington	[11]
Dec. 28, 2019	W, 53-39	Cotton/Memphis	[12]
Jan. 1, 2022	L, 10-24	Outback/Arkansas	[9]

- [1] - Miami Orange Bowl; Miami, Fla.
- [2] - Cotton Bowl; Dallas, Texas
- [3] - Tulane Stadium; New Orleans, La.
- [4] - Louisiana/Mercedes-Benz Superdome; New Orleans, La.
- [5] - Qualcomm Stadium; San Diego, Calif.
- [6] - Joe Robbie/Dolphin/Sun Life/Hard Rock Stadium; Miami Gardens, Fla.
- [7] - Sun Devil Stadium; Tempe, Ariz.
- [8] - Tampa Stadium; Tampa, Fla.
- [9] - Raymond James Stadium; Tampa, Fla.
- [10] - EverBank/TIAA Bank Field; Jacksonville, Fla.
- [11] - University of Phoenix/State Farm Stadium; Glendale, Ariz.
- [12] - AT&T Stadium; Arlington, Texas

BOWL HISTORY

BOWL APPEARANCES

SCHOOL	BOWLS
Alabama	76
Georgia	60
Texas	58
Oklahoma	56
Tennessee	55
USC	55
LSU	54
Ohio State	54
Nebraska	53
PENN STATE	52
Michigan	50
Clemson	49
Florida	49

BOWL VICTORIES

SCHOOL	WINS
Alabama	44
Georgia	35
USC	34
Oklahoma	31
Texas	31
PENN STATE	30
Tennessee	29
Florida State	28
LSU	28
Nebraska	26
Clemson	26
Ohio State	26
Georgia Tech	25

BOWL WINNING PERCENTAGE

(Min. 20 Appearances)

SCHOOL	RECORD	PCT.
Utah	17-7-0	70.8
Oklahoma State	21-11-0	65.6
Syracuse	16-9-1	63.5
Ole Miss	24-14-0	63.2
USC	34-20-0	63.0
Georgia	35-21-3	61.9
Florida State	28-17-2	61.7
Alabama	44-27-3	61.5
PENN STATE	30-19-2	60.8
Oklahoma	31-23-1	57.3

BOWL APPEARANCES

1922 L	Rose: Jan. 1, 1923 USC 14, Penn State 3	1978 L	Sugar: Jan. 1, 1979 Alabama 14, Penn State 7	1995 W	Outback: Jan. 1, 1996 Penn State 43, Auburn 14 <i>MVP: Bobby Engram</i>	2016 L	Rose: Jan. 2, 2017 USC 52, Penn State 49
1947 T	Cotton: Jan. 1, 1948 Penn State 13, SMU 13	1979 W	Liberty: Dec. 22, 1979 Penn State 9, Tulane 6	1996 W	Fiesta: Jan. 1, 1997 Penn State 38, Texas 15 <i>Off. Player of the Game: Curtis Enis</i> <i>Def. Player of the Game: Brandon Noble</i>	2017 W	Fiesta: Dec. 30, 2017 Penn State 35, Washington 28 <i>Off. Player of the Game: Trace McSorley</i> <i>Def. Player of the Game: Marcus Allen</i>
1959 W	Liberty: Dec. 19, 1959 Penn State 7, Alabama 0 <i>Leftwich Memorial Trophy: Jay Huffman</i>	1980 W	Fiesta: Dec. 26, 1980 Penn State 31, Ohio State 19 <i>Outstanding Off. Player: Curt Warner</i> <i>Outstanding Def. Player: Frank Case</i> <i>Sportsmanship Award: Frank Case</i>	1997 L	Citrus: Jan. 1, 1998 Florida 21, Penn State 6 <i>Team Offensive MVP: Chris Eberly</i> <i>Team Defensive MVP: Brandon Short</i>	2018 L	Citrus: Jan. 1, 2019 Kentucky 27, Penn State 24
1960 W	Liberty: Dec. 17, 1960 Penn State 41, Oregon 12 <i>Leftwich Memorial Trophy: Dick Hoak</i>	1981 W	Fiesta: Jan. 1, 1982 Penn State 26, USC 10 <i>Outstanding Off. Player: Curt Warner</i> <i>Outstanding Def. Player: Leo Wisniewski</i>	1998 W	Outback: Jan. 1, 1999 Penn State 26, Kentucky 14 <i>MVP: Courtney Brown</i>	2019 W	Cotton: Dec. 28, 2019 Penn State 53, Memphis 39 <i>Outstanding Off. Player: Journey Brown</i> <i>Outstanding Def. Player: Micah Parsons</i>
1961 W	Gator: Dec. 30, 1961 Penn State 30, Georgia Tech 15 <i>Burkhalter Award: Galen Hall</i>	1982 W	Sugar: Jan. 1, 1983 Penn State 27, Georgia 23 <i>Outstanding Player: Todd Blackledge</i>	1999 W	Alamo: Dec. 28, 1999 Penn State 24, Texas A&M 0 <i>Offensive MVP: Rashard Casey</i> <i>Defensive MVP: LaVar Arrington</i>	2022 L	Outback: Jan. 1, 2022 Arkansas 24, Penn State 10
1962 L	Gator: Dec. 29, 1962 Florida 17, Penn State 7 <i>Miller Award: Dave Robinson</i>	1983 W	Aloha: Dec. 26, 1983 Penn State 13, Washington 10 <i>Outstanding Def. Player: George Reynolds</i>	2002 L	Capital One: Jan. 1, 2003 Auburn 13, Penn State 9 <i>Offensive MVP: Michael Robinson</i> <i>Defensive MVP: Anthony Adams</i>	2023	Rose: Jan. 2, 2022 Penn State vs. Utah
1967 T	Gator: Dec. 30, 1967 Penn State 17, Florida State 17 <i>Burkhalter Award: Tom Sherman</i>	1985 L	Orange: Jan. 1, 1986 Oklahoma 25, Penn State 10	2005 W	Orange: Jan. 3, 2006 Penn State 26, Florida State 23 (3 OT)		
1968 W	Orange: Jan. 1, 1969 Penn State 15, Kansas 14	1986 W	Fiesta: Jan. 2, 1987 Penn State 14, Miami (Fla.) 10 <i>Most Valuable Off. Player: D.J. Dozier</i> <i>Most Valuable Def. Player: Shane Conlan</i>	2006 W	Outback: Jan. 1, 2007 Penn State 20, Tennessee 10 <i>Most Valuable Player: Tony Hunt</i>		
1969 W	Orange: Jan. 1, 1970 Penn State 10, Missouri 3 <i>Most Valuable Back: Chuck Burkhardt</i> <i>Most Valuable Lineman: Mike Reid</i>	1987 L	Citrus: Jan. 1, 1988 Clemson 35, Penn State 10	2007 W	Alamo: Dec. 29, 2007 Penn State 24, Texas A&M 17 <i>Offensive MVP: Rodney Kinlaw</i> <i>Defensive MVP: Sean Lee</i>		
1971 W	Cotton: Jan. 1, 1972 Penn State 30, Texas 6 <i>Outstanding Off. Player: Lydell Mitchell</i> <i>Outstanding Def. Player: Bruce Bannon</i>	1989 W	Holiday: Dec. 29, 1989 Penn State 50, BYU 39 <i>Player of the Game: Blair Thomas; Ty Detmer (BYU)</i>	2008 L	Rose: Jan. 1, 2009 USC 38, Penn State 24		
1972 L	Sugar: Dec. 31, 1972 Oklahoma 14, Penn State 0	1990 L	Blockbuster: Dec. 28, 1990 Florida State 24, Penn State 17	2009 W	Capital One: Jan. 1, 2010 Penn State 19, LSU 17 <i>Most Valuable Player: Daryll Clark</i>		
1973 W	Orange: Jan. 1, 1974 Penn State 16, LSU 9 <i>Most Valuable Back: Tom Shuman</i> <i>Most Valuable Lineman: Randy Crowder</i>	1991 W	Fiesta: Jan. 1, 1992 Penn State 42, Tennessee 17 <i>Most Valuable Off. Player: O.J. McDuffie</i> <i>Most Valuable Def. Player: Reggie Givens</i>	2010 L	Outback: Jan. 1, 2011 Florida 37, Penn State 24		
1974 W	Cotton: Jan. 1, 1975 Penn State 41, Baylor 20 <i>Outstanding Off. Player: Tom Shuman</i>	1992 L	Blockbuster: Jan. 1, 1993 Stanford 24, Penn State 3	2011 L	TicketCity: Jan. 2, 2012 Houston 30, Penn State 14		
1975 L	Sugar: Dec. 31, 1975 Alabama 13, Penn State 6	1993 W	Citrus: Jan. 1, 1994 Penn State 31, Tennessee 13 <i>Most Valuable Off. Player: Bobby Engram</i> <i>Most Valuable Def. Player: Lee Rubin</i>	2014 W	PinStripe: Dec. 27, 2014 Penn State 31, Boston College 30 (OT) <i>MVP: Christian Hackenberg</i>		
1976 L	Gator: Dec. 27, 1976 Notre Dame 20, Penn State 9 <i>Outstanding PSU Player: Jimmy Cefalo</i>	1994 W	Rose: Jan. 2, 1995 Penn State 38, Oregon 20 <i>MVPs: Ki-Jana Carter, Danny O'Neil (Oregon)</i>	2015 L	TaxSlayer Gator: Jan. 2, 2016 Georgia 24, Penn State 17 <i>PSU MVP: Trace McSorley</i>		

INDIVIDUAL BOWL RECORDS

RUSHING

YARDAGE			
1.	203	Journey Brown	2019 Cotton
2.	194	Saquon Barkley	2017 Rose
3.	186	Blair Thomas	1989 Holiday
4.	158	Tony Hunt	2007 Outback
5.	156	Ki-Jana Carter	1995 Rose
6.	155	Curt Warner	1980 Fiesta
7.	146	Lydell Mitchell	1972 Cotton
8.	145	Curt Warner	1982 Fiesta
9.	143	Rodney Kinlaw	2007 Alamo
10.	118	Stephen Pitts	1996 Outback

ATTEMPTS			
1.	35	Blair Thomas	1989 Holiday
2.	31	Tony Hunt	2007 Outback
3.	27	Lydell Mitchell	1972 Cotton
4.	26	John Cappelletti	1974 Orange
	26	Steve Geise	1977 Fiesta
	26	Curt Warner	1982 Fiesta
	26	Austin Scott	2006 Orange
8.	25	Saquon Barkley	2017 Rose
	25	Tom Donchez	1975 Cotton
	25	Frank Rogel	1948 Cotton

AVERAGE			
<i>(Minimum 10 Attempts)</i>			
1.	12.1	Journey Brown	2019 Cotton
2.	8.6	Curt Warner	1980 Fiesta
3.	7.9	Stephen Pitts	1996 Outback
4.	7.8	Saquon Barkley	2017 Rose
5.	7.6	Booker Moore	1980 Fiesta
	7.6	Saquon Barkley	2017 Fiesta
7.	7.4	Ki-Jana Carter	1995 Rose
8.	6.8	Brian Milne	1996 Outback
	6.8	Rodney Kinlaw	2007 Alamo
10.	6.5	Curt Warner	1983 Sugar

TOUCHDOWNS			
1.	3	Ki-Jana Carter	1995 Rose
2.	2	Dick Hoak	1960 Liberty
	2	Matt Suhey	1977 Fiesta
	2	Curt Warner	1982 Fiesta
	2	Curt Warner	1983 Sugar
	2	Leroy Thompson	1989 Holiday
	2	Ki-Jana Carter	1994 Citrus
	2	Curtis Enis	1997 Fiesta
	2	Austin Scott	2006 Orange
	2	Saquon Barkley	2017 Rose
	2	Saquon Barkley	2017 Fiesta
	2	Journey Brown	2019 Cotton
	2	Noah Cain	2019 Cotton

LONGEST RUN			
1.	92	Saquon Barkley	2017 Fiesta
2.	84	Chafie Fields	1997 Fiesta
3.	83	Ki-Jana Carter	1995 Rose
4.	79	Saquon Barkley	2017 Rose
5.	64	Curt Warner	1980 Fiesta
6.	56	Journey Brown	2019 Cotton
7.	44	Journey Brown	2019 Cotton
	44	Ricky Slade	2019 Cotton
9.	43	Stephen Pitts	1996 Outback

LONGEST TOUCHDOWN RUN			
1.	92	Saquon Barkley	2017 Fiesta
2.	83	Ki-Jana Carter	1995 Rose
3.	79	Saquon Barkley	2017 Rose
4.	64	Curt Warner	1980 Fiesta
5.	56	Journey Brown	2019 Cotton
5.	38	Evan Royster	2007 Alamo
6.	37	Booker Moore	1980 Fiesta
7.	32	Journey Brown	2019 Cotton
8.	21	Curt Warner	1982 Fiesta
9.	19	Chafie Fields	1999 Outback
10.	18	Steve Geise	1977 Fiesta

PASSING

YARDAGE			
1.	371	Christian Hackenberg	2014 Pinstripe
2.	342	Trace McSorley	2017 Fiesta
3.	273	Daryll Clark	2009 Rose
4.	254	Trace McSorley	2017 Rose
5.	253	Michael Robinson	2006 Orange
6.	246	Trace McSorley	2019 Citrus
7.	228	Todd Blackledge	1983 Sugar
8.	226	Tom Shuman	1975 Cotton
9.	217	Wally Richardson	1996 Outback
10.	216	Daryll Clark	2010 Citrus

COMPLETIONS			
1.	34	Christian Hackenberg	2014 Pinstripe
2.	32	Trace McSorley	2017 Fiesta
3.	21	Michael Robinson	2006 Orange
	21	Daryll Clark	2009 Rose
5.	19	Kerry Collins	1995 Rose
6.	18	Daryll Clark	2010 Citrus
	18	Trace McSorley	2017 Rose
8.	17	Matt McGloin	2011 Outback
	17	Trace McSorley	2019 Citrus
10.	15	Chuck Fusina	1979 Sugar
	15	Kerry Collins	1993 Blockbuster
	15	Anthony Morelli	2007 Alamo

ATTEMPTS			
1.	50	Christian Hackenberg	2014 Pinstripe
2.	41	Matt McGloin	2011 Outback
	41	Trace McSorley	2017 Fiesta
4.	39	Michael Robinson	2006 Orange
5.	36	Daryll Clark	2009 Rose
6.	35	Daryll Clark	2010 Citrus
7.	34	Doug Strang	1983 Aloha
8.	33	Chuck Fusina	1975 Sugar
	33	Trace McSorley	2019 Citrus
10.	32	Mike McQueary	1998 Florida Citrus
	32	Sean Clifford	2022 Outback

COMPLETION PERCENTAGE			
<i>(Minimum 10 Attempts)</i>			
1.	78.0	Trace McSorley	2017 Fiesta
2.	72.7	Matt Knizner	1986 Orange
3.	68.0	Christian Hackenberg	2014 Pinstripe
4.	63.3	Kerry Collins	1995 Rose
5.	62.5	Kerry Collins	1994 Citrus
6.	62.0	Trace McSorley	2017 Rose
7.	60.0	Wally Richardson	1997 Fiesta
8.	59.1	Matt Knizner	1988 Citrus
9.	58.3	Daryll Clark	2009 Rose
10.	56.5	Todd Blackledge	1983 Sugar

TOUCHDOWN PASSES			
1.	4	Tony Sacca	1992 Fiesta
	4	Wally Richardson	1996 Outback
	4	Christian Hackenberg	2014 Pinstripe
	4	Trace McSorley	2017 Rose
5.	3	Galen Hall	1961 Gator
6.	2	Tom Sherman	1967 Gator
	2	Tony Sacca	1989 Holiday
	2	Daryll Clark	2009 Rose
	2	Trace McSorley	2016 TaxSlayer
	2	Trace McSorley	2017 Fiesta
	2	Trace McSorley	2019 Citrus

LONGEST COMPLETION			
1.	72	Shuman to Herd	1974 Orange
	72	Hackenberg to Godwin	2014 Pinstripe
	72	McSorley to Godwin	2017 Rose
	69	Bolden to Brown	2012 TicketCity
5.	65	Hufnagel to Skarzynski	1972 Cotton
6.	56	Sacca to Daniels	1990 Blockbuster
	56	Thompson to Nastasi	1999 Outback
8.	52	Blackledge to Garrity	1982 Fiesta
	52	Sacca to Daniels	1989 Holiday
10.	49	Shuman to Cefalo	1975 Cotton

LONGEST TOUCHDOWN PASS

1.	72	Shuman to Herd	1974 Orange
	72	Hackenberg to Godwin	2014 Pinstripe
	72	McSorley to Godwin	2017 Rose
4.	69	Bolden to Brown	2012 TicketCity
5.	65	Hufnagel to Skarzynski	1972 Cotton
6.	56	Sacca to Daniels	1990 Blockbuster
	56	Thompson to Nastasi	1999 Outback
8.	52	Blackledge to Garrity	1982 Fiesta
	52	Sacca to Daniels	1989 Holiday
10.	49	Shuman to Cefalo	1975 Cotton

INTERCEPTIONS THROWN

1.	5	Matt McGloin	2011 Outback
2.	4	Chuck Fusina	1979 Sugar
3.	3	Harry "Light Horse" Wilson	1923 Rose
	3	John Shaffer	1986 Orange
	3	Mike McQueary	1998 Citrus
	3	Rob Bolden	2012 TicketCity
	3	Trace McSorley	2017 Rose

RECEIVING

YARDAGE			
1.	187	Chris Godwin	2017 Rose
2.	154	David Daniels	1990 Blockbuster
3.	140	Chris Godwin	2014 Pinstripe
4.	133	Chris Godwin	2016 TaxSlayer
5.	116	Gregg Garrity	1983 Sugar
6.	113	Bobby Engram	1983 Sugar
7.	111	O.J. McDuffie	1993 Blockbuster
8.	110	Jordan Norwood	2006 Orange
	110	DaeSean Hamilton	2017 Fiesta
10.	107	Bobby Engram	1994 Citrus

RECEPTIONS

1.	9	Chris Godwin	2017 Rose
2.	8	Andrew Quarless	2010 Citrus
3.	7	David Daniels	1990 Blockbuster
	7	Bobby Engram	1994 Citrus
	7	Tony Stewart	1999 Outback
	7	Chris Godwin	2014 Pinstripe
	7	DaeSean Hamilton	2014 Pinstripe
	7	Geno Lewis	2014 Pinstripe
	7	Saquon Barkley	2017 Fiesta
	7	Parker Washington	2022 Outback

LONGEST RECEPTION

1.	72	Herd from Shuman	1974 Orange
	72	Godwin from Hackenberg	2014 Pinstripe
	72	Godwin from McSorley	2017 Rose

YARDS PER RECEPTION

<i>(Minimum 3 Receptions)</i>			
1.	34.0	Jimmy Cefalo	1975 Cotton
2.	29.0	Gregg Garrity	1983 Sugar
3.	28.3	Bobby Engram	1996 Outback
4.	24.6	KeAndre Lambert-Smith	2022 Outback
5.	24.3	Deon Butler	2007 Outback
6.	24.2	Deon Butler	2009 Rose
7.	22.2	Chris Godwin	2016 TaxSlayer
8.	22.0	David Daniels	1990 Blockbuster
9.	20.8	Chris Godwin	2017 Rose
10.	20.3	Michael Timpson	1988 Citrus

TOUCHDOWNS

1.	2	Bobby Engram	1996 Outback
	2	Chris Godwin	2017 Rose
	2	DaeSean Hamilton	2017 Fiesta

TOTAL OFFENSE

TOTAL YARDAGE			
1.	402	Trace McSorley	2017 Fiesta
2.	371	Christian Hackenberg	2014 Pinstripe
3.	321	Trace McSorley	2019 Citrus
4.	290	Daryll Clark	2009 Rose
5.	274	Michael Robinson	2006 Orange
6.	267	Trace McSorley	2017 Rose
7.	241	Sean Clifford	2022 Outback
8.	240	Tom Shuman	1975 Cotton
9.	236	Daryll Clark	2010 Citrus
10.	232	Blair Thomas	1989 Holiday

TOUCHDOWNS RESPONSIBLE			
1.	5	Trace McSorley	2017 Rose
2.	4	Tony Sacca	1992 Fiesta
	4	Wally Richardson	1996 Outback
	4	Christian Hackenberg	2014 Pinstripe
5.	3	Dick Hoak	1960 Liberty
	3	Galen Hall	1961 Gator
	3	Ki-Jana Carter	1995 Rose
	3	Daryll Clark	2009 Rose
	3	Trace McSorley	2019 Citrus

OFFENSIVE PLAYS

1.	58	Christian Hackenberg	2014 Pinstripe
2.	56	Michael Robinson	2006 Orange
3.	53	Trace McSorley	2017 Fiesta
4.	52	Trace McSorley	2019 Citrus
5.	46	Daryll Clark	2010 Citrus
6.	44	Doug Strang	1983 Aloha
	44	Sean Clifford	2022 Outback
8.	43	Daryll Clark	2009 Rose
	43	Matt McGloin	2011 Outback
10.	38	Mike McQueary	1998 Citrus

SCORING

POINTS			
1.	20	Curtis Enis	1997 Fiesta
2.	18	Ki-Jana Carter	1995 Rose
	18	Saquon Barkley	2017 Rose
4.	14	Travis Forney	1999 Outback
5.	13	Brett Conway	1996 Outback
	13	Collin Wagner	2010 Citrus
7.	12	15 times;	
		Last: Brown & Cain	2019 Cotton

TOUCHDOWNS

1.	3	Ki-Jana Carter	1995 Rose
	3	Curtis Enis	1997 Fiesta
	3	Saquon Barkley	2017 Rose
4.	2	14 times;	
		Last: Brown & Cain	2019 Cotton

50 2022 PENN STATE FOOTBALL

INDIVIDUAL BOWL RECORDS

KICKING POINTS

1.	14	Travis Forney	1999 Outback
2.	13	Brett Conway	1996 Outback
	13	Collin Wagner	2010 Citrus
4.	12	Alberto Vitiello	1972 Cotton
	12	Ray Tarasi	1989 Holiday
6.	10	Matt Bahr	1977 Fiesta
7.	9	Jake Pinegar	2019 Cotton
	9	Robbie Gould	2003 Citrus
	9	Nick Gancitano	1983 Sugar
	9	Herb Menhardt	1979 Liberty

EXTRA POINTS

1.	7	Tyler Davis	2017 Rose
2.	6	Jake Pinegar	2019 Cotton
	6	Craig Fayak	1992 Fiesta
4.	5	John Reihner	1975 Cotton
	5	Tyler Davis	2017 Fiesta
6.	4	Henry Oppermann	1960 Liberty
	4	Herb Mendhart	1980 Fiesta
	4	Craig Fayak	1994 Citrus
	4	Brett Conway	1995 Rose
	4	Brett Conway	1996 Outback
	4	Sam Ficken	2014 Pinstripe

FIELD GOALS

1.	4	Travis Forney	1999 Outback
	4	Collin Wagner	2010 Citrus
3.	3	Alberto Vitiello	1972 Cotton
	3	Herb Mendhart	1979 Liberty
	3	Ray Tarasi	1983 Aloha
	3	Brett Conway	1996 Outback
	3	Robbie Gould	2003 Citrus

FIELD GOAL ATTEMPTS

1.	5	Travis Forney	1999 Outback
	5	Kevin Kelly	2007 Outback
3.	4	Herb Mendhart	1979 Liberty
	4	Brett Conway	1996 Outback
	4	Robbie Gould	2003 Citrus
	4	Collin Wagner	2010 Citrus

LONGEST FIELD GOAL

1.	51	Ray Tarasi	1989 Holiday
2.	49	Nick Gancitano	1983 Aloha
3.	45	Nick Gancitano	1983 Sugar
	45	Sam Ficken	2014 Pinstripe
	45	Jake Pinegar	2019 Cotton
6.	44	Chris Bahr	1974 Orange
7.	43	Brett Conway	1995 Rose
	43	Travis Forney	1999 Outback
	43	Jake Pinegar	2022 Outback
9.	42	Chris Bahr	1975 Sugar
	42	Travis Forney	1998 Florida Citrus

DEFENSIVE SCORE

1.	102	Andre Collins	1989 Holiday (Interception return of pass for two-point conversion)
2.	88	Tony Davis	2007 Outback (fumble)
3.	53	Gary Brown	1989 Holiday (fumble)
4.	34	Derek Fox	1999 Alamo (interception)
5.	23	Reggie Givens	1992 Fiesta (fumble)
6.	15	Garrett Taylor	2019 Cotton (interception)

PUNT RETURNS

RETURNS

1.	5	Kevin Baugh	1983 Sugar
2.	3	Rich Mauti	1975 Sugar
	3	Jim Coates	1986 Orange
	3	Jim Coates	1987 Fiesta
	3	Bobby Ingram	1994 Citrus
	3	Mike Archie	1996 Outback
	3	Justin Brown	2010 Citrus
	3	DeAndre Thompkins	2017 Fiesta

YARDAGE

1.	106	Kevin Baugh	1983 Sugar
2.	71	O.J. McDuffie	1992 Fiesta
3.	67	Jimmy Cefalo	1977 Fiesta
4.	61	Gary Hayman	1974 Orange
5.	53	Terry Smith	1990 Blockbuster
6.	52	Kenny Watson	1998 Citrus

AVERAGE

(Minimum 3 Returns)

1.	21.2	Kevin Baugh	1983 Sugar
2.	20.3	Gary Hayman	1974 Orange
3.	17.8	O.J. McDuffie	1992 Fiesta
4.	14.0	Bobby Ingram	1994 Citrus
5.	10.0	Mike Archie	1996 Outback

LONGEST RETURN

1.	67	Jimmy Cefalo	1977 Fiesta
2.	52	Kenny Watson	1998 Citrus
3.	42	Terry Smith	1990 Blockbuster
4.	39	O.J. McDuffie	1992 Fiesta
5.	36	Gary Hayman	1974 Orange

KICKOFF RETURNS

RETURNS

1.	6	Leroy Thompson	1988 Citrus
2.	5	O.J. McDuffie	1989 Holiday
3.	4	Chaz Powell	2010 Citrus
	4	Silas Redd	2011 Outback
	4	Miles Sanders	2017 Fiesta

YARDAGE

1.	128	O.J. McDuffie	1989 Holiday
2.	127	Leroy Thompson	1988 Citrus
3.	85	Ambrose Fletcher	1995 Rose
4.	81	Kenny Watson	1997 Fiesta
5.	78	Chaz Powell	2010 Citrus
6.	74	Silas Redd	2011 Outback

AVERAGE

(Minimum 3 Returns)

1.	25.6	O.J. McDuffie	1989 Holiday
2.	23.0	Curt Warner	1980 Fiesta
	23.0	Brandon Polk	2016 TaxSlayer
4.	21.3	Eddie Drummond	1999 Outback
5.	21.2	Leroy Thompson	1988 Citrus
6.	20.3	Jim Coates	1986 Orange

LONGEST RETURN

1.	81	Kenny Watson	1997 Fiesta
2.	72	Ambrose Fletcher	1995 Rose
3.	50	Joe Jackson	1975 Cotton
4.	46	O.J. McDuffie	1989 Holiday
5.	42	D.J. Dozier	1983 Aloha
	42	Shelly Hammonds	1992 Fiesta

PUNTING

PUNTS

1.	12	Mike Palm	1923 Rose
	12	Bob Parsons	1970 Orange
3.	11	Jeremy Kapinos	2006 Orange
4.	10	Brian Masella	1972 Sugar
	10	Scott Fitzkee	1979 Sugar

AVERAGE

(Minimum 3 Punts)

1.	51.4	Jeremy Boone	2007 Alamo
2.	51.2	Blake Gillikin	2019 Citrus
3.	51.0	Chris Clauss	1988 Citrus
4.	50.8	Ralph Giacommaro	1982 Fiesta
	50.8	Blake Gillikin	2017 Rose
6.	48.5	Chris Bahr	1975 Sugar
7.	47.9	Doug Helkowski	1992 Fiesta

LONGEST PUNT

1.	71	Blake Gillikin	2019 Citrus
2.	68	Bob Campbell	1967 Gator
3.	63	Ralph Giacommaro	1982 Fiesta
4.	62	Pete Liske	1961 Gator
	62	Ralph Giacommaro	1983 Sugar
	62	George Reynolds	1983 Aloha
7.	59	Scott Fitzkee	1977 Fiesta
	59	Blake Gillikin	2019 Cotton

INTERCEPTIONS

INTERCEPTIONS

1.	2	Tim Montgomery	1967 Gator
		George Landis	1970 Orange
		Dennis Onkotz	1970 Orange
		Neal Smith	1970 Orange
		Mark Robinson	1983 Sugar
		Shane Conlan	1987 Fiesta
		Pete Giftopoulos	1987 Fiesta
		Sherrod Rainge	1989 Holiday
		Reggie Givens	1992 Fiesta
		Chuck Penzenik	1995 Rose
		Kim Herring	1996 Outback
		Anthony King	1999 Outback
		Derek Fox	1999 Alamo
		Ji' Ayir Brown	2022 Outback

RETURN YARDAGE

1.	102	Andre Collins	1989 Holiday
2.	58	Chuck Penzenik	1995 Rose
3.	56	George Landis	1970 Orange
4.	55	Rich Milot	1979 Sugar
5.	46	Shane Conlan	1987 Fiesta

LONGEST RETURN

1.	102	Andre Collins	1989 Holiday
2.	55	Rich Milot	1979 Sugar
3.	44	Chuck Penzenik	1995 Rose
4.	42	Tim Montgomery	1967 Gator
5.	40	George Landis	1970 Orange

TACKLES

TACKLES

1.	18	Matt Millen	1977 Fiesta
2.	17	Lance Mehl	1979 Sugar
3.	16	Kurt Allerman	1976 Gator
4.	15	Keith Goganious	1992 Fiesta
5.	14	Gary Gray	1972 Cotton
	14	Ron Coder	1975 Sugar
	14	Randy Sidler	1976 Gator
	14	Tom DePaso	1977 Fiesta
	14	Scott Radecic	1983 Sugar
	14	Carmen Masciantonio	1983 Aloha
	14	Scott Radecic	1983 Aloha
	14	LaVar Arrington	1999 Alamo
	14	Sean Lee	2007 Alamo
	14	Micah Parsons	2019 Citrus
	14	Micah Parsons	2019 Cotton

TACKLES FOR LOSS

1.	5.0	NaVorro Bowman	2009 Rose
2.	4.0	Courtney Brown	1999 Outback
	4.0	Justin Kurpeikis	1999 Alamo
4.	3.5	Devon Still	2011 Outback
5.	3.0	Bruce Clark	1977 Fiesta
	3.0	Frank Case	1980 Fiesta
	3.0	Gene Gladys	1980 Fiesta
	3.0	Leo Wisniewski	1982 Fiesta
	3.0	Trey Bauer	1988 Citrus
	3.0	Todd Atkins	1995 Rose
	3.0	Courtney Brown	1999 Alamo
	3.0	Micah Parsons	2019 Cotton
	3.0	Smith Vilbert	2022 Outback

TACKLES FOR LOSS YARDAGE

1.	27	Micah Parsons	2019 Cotton
2.	26	Courtney Brown	1999 Outback
3.	21	Justin Kurpeikis	1999 Alamo
	21	NaVorro Bowman	2009 Rose
5.	20	Todd Atkins	1995 Rose
6.	17	Phil Yeboah-Kodie	1995 Rose
	17	Brad Scioli	1999 Outback
	17	Smith Vilbert	2022 Outback
9.	14	Shane Conlan	1986 Orange

SACKS

1.	3.0	Smith Vilbert	2022 Outback
2.	2.0	Todd Burger	1989 Holiday
	2.0	Todd Atkins	1995 Rose
	2.0	Phil Yeboah-Kodie	1995 Rose
	2.0	Terry Killens	1996 Outback
	2.0	Courtney Brown	1999 Outback
	2.0	Brad Scioli	1999 Outback
	2.0	Justin Kurpeikis	1999 Alamo
	2.0	Kevin Givens	2019 Citrus
	2.0	Micah Parsons	2019 Cotton

SACK YARDAGE

1.	19	Terry Killens	1996 Outback
2.	18	Justin Kurpeikis	1999 Alamo
3.	17	Todd Atkins	1995 Rose
	17	Phil Yeboah-Kodie	1995 Rose
	17	Brad Scioli	1999 Outback
	17	Micah Parsons	2019 Cotton
	17	Smith Vilbert	2022 Outback
8.	16	Courtney Brown	1999 Outback
	16	Jared Odrick	2010 Citrus
10.	12	Chris Synder	1996 Outback
	12	Shawn Lee	1997 Fiesta

TEAM BOWL RECORDS

Points:	53	2019 Cotton vs. Memphis
Fewest Points Allowed:	0	1959 Liberty vs. Alabama
		1999 Alamo vs. Texas A&M
Most Combined Points:	101	2017 Rose vs. USC (L, 52-49)
Fewest Combined Points:	7	1959 Liberty vs. Alabama (W, 7-0)
Most First Quarter Points:	14	1977 Fiesta vs. Arizona State
		2017 Fiesta vs. Washington
Most Second Quarter Points:	28	2019 Cotton vs. Memphis
Most Third Quarter Points:	28	2017 Rose vs. USC
Most Fourth Quarter Points:	24	1975 Cotton vs. Baylor
Most First Half Points:	35	2019 Cotton vs. Memphis
Most Second Half Points:	38	1975 Cotton vs. Baylor
		1989 Holiday vs. BYU
First Downs:	26	1989 Holiday vs. BYU
Most Combined First Downs:	61	1989 Holiday vs. BYU
Rushing Yards:	396	2019 Cotton vs. Memphis
Rushing Yards Combined:	486	1996 Outback vs. Auburn
Rushing Yardage Average:	7.5	1996 Fiesta vs. Texas
		2019 Cotton vs. Memphis
Rushing Attempts:	75	2014 Pinstripe vs. Boston College
Passing Yards:	371	2014 Pinstripe vs. Boston College
Passing Yards Combined:	791	1989 Holiday vs. BYU
Pass Completions:	34	2014 Pinstripe vs. Boston College
Pass Attempts:	50	2014 Pinstripe vs. Boston College
Touchdown Passes:	4	1992 Fiesta vs. Tennessee
		1996 Outback vs. Auburn
		2014 Pinstripe vs. Boston College
		2017 Rose vs. USC

Interceptions Thrown:	5	2011 Outback vs. Florida
Total Offense:	545	2017 Fiesta vs. Washington
Total Offense Combined:	1,115	1989 Holiday vs. BYU
Total Plays:	87	1960 Liberty vs. Oregon
		2006 Orange vs. Florida State
Fumbles Lost:	4	1959 Liberty vs. Alabama
		1972 Sugar vs. Oklahoma
Turnovers:	5	1962 Gator vs. Florida
		1972 Sugar vs. Oklahoma
		1986 Orange vs. Oklahoma
		2011 Outback vs. Florida
Penalties:	12	1977 Fiesta vs. Arizona State
Penalty Yardage:	126	1977 Fiesta vs. Arizona State
Punts:	12	1923 Rose vs. USC
		1970 Orange vs. Missouri
Fewest Punts:	2	1975 Cotton vs. Baylor
		1989 Holiday vs. BYU
		2017 Fiesta vs. Washington
Largest Comeback Win:	14	2007 Alamo vs. Texas A&M
		(Trailed 14-0; won 24-17)
		2014 Pinstripe vs. Boston College
		(Trailed 21-7; won 31-30 in OT)
Attendance:	102,247	1995 Rose vs. Oregon

BOWL HIGHS & LOWS

RUSHING YARDAGE

High		Low	
1.	396	2019 Cotton	1. 19
2.	351	1980 Fiesta	2. 28
3.	330	1997 Fiesta	3. 47
4.	301	1959 Liberty	4. 49
5.	278	1959 Liberty	5. 57
6.	270	2007 Alamo	6. 76
7.	268	1977 Fiesta	
8.	266	1996 Outback	

PASSING YARDAGE

High		Low	
1.	371	2014 Pinstripe	1. 6
2.	342	2017 Fiesta	2. 41
3.	281	2016 TaxSlayer	3. 50
4.	278	1990 Blockbuster	4. 53
5.	273	2009 Rose	5. 69
6.	254	2017 Rose	
7.	253	2006 Orange	
8.	246	2019 Citrus	
9.	228	1983 Sugar	
10.	226	1975 Sugar	

TOTAL OFFENSE

High		Low	
1.	545	2017 Fiesta	1. 104
2.	529	2019 Cotton	2. 139
3.	491	1975 Cotton	3. 139
4.	487	1996 Outback	4. 162
5.	468	1980 Fiesta	5. 182
6.	465	2017 Rose	6. 185
7.	464	1989 Holiday	
8.	453	2014 Pinstripe	
9.	430	1995 Rose	
10.	425	1997 Fiesta	

FIRST DOWNS

High		Low	
1.	26	1989 Holiday	1. 5
2.	25	1960 Liberty	2. 8
	25	2014 Pinstripe	3. 8
	25	2017 Fiesta	4. 9
	25	2019 Cotton	5. 9
6.	24	1999 Outback	6. 11
7.	23	2006 Orange	
	23	2007 Alamo	
	23	2017 Rose	
10.	22	1980 Fiesta	
	22	1995 Rose	
	22	1996 Outback	

RUSHING YARDAGE DEFENSE

Low		High	
1.	-8	1979 Liberty	1. 353
2.	26	2006 Orange	2. 289
3.	41	2010 Capital One	3. 285
4.	45	1995 Rose	4. 278
5.	55	1967 Gator	5. 254
6.	60	1980 Fiesta	6. 254
7.	61	2009 Rose	7. 228
8.	63	2019 Cotton	8. 220
9.	68	2012 TicketCity	9. 211
10.	73	1997 Fiesta	10. 208

PASSING YARDAGE DEFENSE

Low		High	
1.	27	1959 Liberty	1. 576
2.	39	1923 Rose	2. 532
3.	69	1974 Orange	3. 479
4.	78	2003 Capital One	4. 456
5.	83	1972 Cotton	5. 453
			6. 413
			7. 363
			8. 336
			1989 Holiday
			2012 TicketCity
			2019 Cotton
			1995 Rose
			2017 Rose
			2009 Rose
			1967 Gator
			1977 Fiesta
			1999 Outback

TOTAL DEFENSE

Low		High	
1.	131	1959 Liberty	1. 651
2.	202	1979 Liberty	2. 600
3.	202	1999 Alamo	3. 575
4.	206	1948 Cotton	4. 542
5.	241	1969 Orange	5. 501
6.	242	1972 Cotton	6. 499
			7. 474
			8. 453
			1989 Holiday
			2012 TicketCity
			2017 Rose
			2019 Cotton
			1995 Rose
			1988 Citrus
			2009 Rose
			1972 Sugar

FIRST DOWN DEFENSE

Low		High	
1.	8	1959 Liberty	1. 35
2.	9	2010 Capital One	2. 33
3.	10	1979 Liberty	3. 29
4.	12	1948 Cotton	4. 27
	12	1986 Orange	27
	12	2006 Orange	27
7.	13	1923 Rose	7. 25
	13	1961 Gator	25
	13	1970 Orange	25
			2012 TicketCity
			2022 Outback

52 2022 PENN STATE FOOTBALL

OPPONENT INDIVIDUAL BOWL RECORDS

RUSHING

Yardage:	234	Fred Taylor, Florida	1998 Citrus
Attempts:	43	Fred Taylor, Florida	1998 Citrus
Average Per Attempt:	9.9	Stephen Davis, Auburn	1996 Outback
<i>(Minimum 10 Attempts)</i>			
Touchdowns:	3	Tracy Johnson, Clemson	1988 Citrus
Longest Run:	69	Myles Gaskin, Washington	2017 Fiesta

PASSING

Yardage:	576	Ty Detmer, BYU	1989 Holiday
Completions:	45	Case Keenum, Houston	2012 TicketCity
Attempts:	69	Case Keenum, Houston	2012 TicketCity
Completion Percentage:	83.3	Richard Todd, Alabama	1975 Sugar
<i>(Minimum 10 Attempts)</i>			
Touchdown Passes:	5	Sam Darnold, USC	2017 Rose
Interceptions Thrown:	5	Terry McMillan, Missouri	1970 Orange
		Vinny Testaverde, Miami (Fla.)	1987 Fiesta

RECEIVING

Yardage:	228	Patrick Edwards, Houston	2012 TicketCity
Receptions:	14	Ron Sellers, Florida State	1967 Gator
Average Per Reception:	26.4	Tinker Owens, Oklahoma	1972 Sugar
<i>(Minimum 5 Receptions)</i>			
Touchdowns:	3	Deontay Brunett, USC	2017 Rose
Longest Reception:	75	Patrick Edwards, Houston	2012 TicketCity

TOTAL OFFENSE

Total Yardage:	594	Ty Detmer, BYU	1989 Holiday
TDs Responsible:	5	Mark Sanchez, USC	2009 Rose
		Sam Darnold, USC	2017 Rose
Offensive Plays:	76	Case Keenum, Houston	2012 TicketCity

PUNT RETURNS

Returns:	7	Willie Reid, Florida State	2006 Orange
Yardage:	180	Willie Reid, Florida State	2006 Orange
Longest Return:	87	Willie Reid, Florida State	2006 Orange

KICKOFF RETURNS

Returns:	7	Dale Carter, Tennessee	1992 Fiesta
Yardage:	132	Dale Carter, Tennessee	1992 Fiesta
Longest Return:	67	Craig Yeast, Kentucky	1999 Outback

PUNTING

Punts:	10	Woody Umphrey, Alabama	1979 Sugar
Average Per Punt:	55.0 (6 punts)	Justin Brantly, Texas A&M	2007 Alamo
<i>(Minimum 3 Punts)</i>			
Longest Punt:	67	Justin Brantly, Texas A&M	2007 Alamo
	67	Max Duffy, Kentucky	2019 Citrus

SCORING

Points:	21	Riley Patterson, Memphis	2019 Cotton
Touchdowns:	3	Tracy Johnson, Clemson	1988 Citrus
		Deontay Burnett, USC	2017 Rose
Kicking Points:	21	Riley Patterson, Memphis	2019 Cotton
Extra Points:	5	David Treadwell, Clemson	1988 Citrus
		David Buehler, USC	2009 Rose
		Matt Boormeester, USC	2017 Rose
Field Goals:	6	Riley Patterson, Memphis	2019 Cotton
Longest Field Goal:	51	Riley Patterson, Memphis	2019 Cotton

INTERCEPTIONS

Interceptions:	2	Sonny Brown, Oklahoma	1986 Orange
		Ahmad Black, Florida	2011 Outback
		Nick Saenz, Houston	2012 TicketCity
Return Yardage:	129	Ahmad Black, Florida	2011 Outback
Longest Return:	80	Ahmad Black, Florida	2011 Outback

OPPONENT TEAM BOWL RECORDS

Points:	52	USC	2017 Rose
First Downs:	35	BYU	1989 Holiday
Rushing Yardage:	353	Arkansas	2022 Outback
Rushing Attempts:	76	Oklahoma	1972 Sugar
Rushing Average:	6.3	Boston College	2014 Pinstripe
Passing Yardage:	576	BYU	1989 Holiday
Pass Completions:	45	Houston	2012 TicketCity
Pass Attempts:	69	Houston	2012 TicketCity
Pass Completion Percentage:	83.3	Alabama	1975 Sugar
Interceptions Thrown:	7	Missouri	1970 Orange

Total Offense:	651	BYU	1989 Holiday
Total Plays:	93	Miami (Fla.)	1987 Fiesta
Fumbles Lost:	5	Oklahoma	1972 Sugar
Turnovers:	9	Missouri	1970 Orange

CAREER BOWL LEADERS

RUSHING YARDAGE		Bowls	Att.	Yards	Avg.	TD
1.	Curt Warner	4	76	474	6.2	5
2.	Saquon Barkley	3	60	400	6.7	4
3.	Matt Suhey	4	51	276	5.4	2
4.	Evan Royster	4	52	262	5.0	1
5.	Charlie Pittman	3	54	250	4.6	1
6.	Ki-Jana Carter	2	40	249	6.2	5
7.	Journey Brown	2	17	206	12.1	2
8.	Steve Geise	3	46	193	4.2	1
9.	Blair Thomas	2	36	183	5.1	1
10.	Trace McSorley	4	44	179	4.1	2
11.	D.J. Dozier	3	47	178	3.7	2
12.	Bob Torrey	3	23	177	7.7	0
13.	Leroy Thompson	3	34	169	5.0	2
14.	Tony Hunt	2	31	158	5.1	0
15.	Stephon Green	3	32	158	4.9	1

PASSING YARDAGE		Bowls	Cmp.	Att.	Yards	TD
1.	Trace McSorley	4	81	130	984	10
2.	Tony Sacca	3	33	73	550	7
3.	Todd Blackledge	3	32	69	520	2
4.	Christian Hackenberg	2	42	64	510	4
5.	Kerry Collins	3	46	84	507	2
6.	Daryll Clark	3	39	71	489	3
7.	Tom Shuman	2	16	37	383	2
8.	Chuck Fusina	3	38	86	363	3
9.	Chuck Burkhart	2	23	49	341	1
10.	Anthony Morelli	2	29	56	340	2
11.	Sean Clifford	3	25	54	328	2
12.	Wally Richardson	3	25	44	312	5
13.	John Hufnagel	2	19	43	284	1
14.	Michael Robinson	2	23	42	284	1
15.	Galen Hall	3	17	35	240	4

RECEIVING YARDAGE		Bowls	No.	Yards	Avg.	TD
1.	Chris Godwin	3	22	460	20.9	3
2.	Bobby Engram	4	16	272	17.0	3
3.	Deon Butler	4	12	242	20.2	1
4.	DaeSean Hamilton	4	17	232	13.6	4
5.	O.J. McDuffie	3	12	225	18.8	1
6.	Jimmy Cefalo	4	13	219	16.8	1
7.	David Daniels	2	9	218	24.2	2

RECEPTIONS		Bowls	No.	Yards	Avg.	TD
1.	Chris Godwin	3	22	460	20.9	3
2.	DaeSean Hamilton	4	17	232	13.6	4
	Saquon Barkley	3	17	106	6.2	1
4.	Bobby Engram	4	16	272	17.0	3
5.	Jimmy Cefalo	4	13	219	16.8	1
	Jordan Norwood	4	13	177	13.6	1
7.	Deon Butler	4	12	242	20.2	1
	O.J. McDuffie	3	12	225	18.8	1
	Andrew Quarless	4	12	117	9.8	1
	Derrick Williams	3	12	100	8.3	1
11.	Dean DiMidio	3	10	85	8.5	0
	Geno Lewis	2	10	135	13.5	2
13.	David Daniels	2	9	218	24.2	2
	Tony Stewart	2	9	98	10.9	0

TOUCHDOWN RECEPTIONS		No.	Bowls
1.	DaeSean Hamilton	4	2014 Pinstripe, 2016 TaxSlayer, 2017 Fiesta (2)
2.	Bobby Engram	3	1994 Citrus (1), 1996 Outback (2)
	Chris Godwin	3	2014 Pinstripe (1), 2017 Rose (2)
4.	Roger Kochman	2	1959 Liberty, 1961 Gator
	Gregg Garrity	2	1982 Fiesta, 1983 Sugar
	David Daniels	2	1989 Holiday, 1990 Blockbuster
	Terry Smith	2	1989 Holiday, 1990 Blockbuster
	Derek Moye	2	2010 Capital One, 2011 Outback
	Geno Lewis	2	2014 Pinstripe, 2016 TaxSlayer

TOP BOWL PERFORMANCES

RUSHING YARDAGE			
1.	202	Journey Brown	2019 Cotton
2.	194	Saquon Barkley	2017 Rose
3.	186	Blair Thomas	1989 Holiday
4.	158	Tony Hunt	2007 Outback
5.	156	Ki-Jana Carter	1995 Rose
6.	155	Curt Warner	1980 Fiesta
7.	146	Lydell Mitchell	1972 Cotton
8.	145	Curt Warner	1982 Fiesta
9.	143	Rodney Kinlaw	2007 Alamo
10.	137	Saquon Barkley	2017 Fiesta
11.	124	Charlie Pittman	1967 Gator
12.	118	Stephen Pitts	1996 Outback
13.	117	Curt Warner	1983 Sugar
14.	116	Tom Donchez	1975 Cotton
15.	112	Matt Suhey	1979 Liberty
16.	111	Steve Geise	1977 Fiesta
17.	110	Austin Scott	2006 Orange
18.	107	Bob Torrey	1977 Fiesta
19.	105	Eric McCoo	1999 Outback
20.	102	D.J. Dozier	1987 Fiesta
21.	101	Bob Campbell	1969 Orange

PASSING YARDAGE			
1.	371	Christian Hackenberg	2014 Pinstripe
2.	342	Trace McSorley	2017 Fiesta
3.	273	Daryll Clark	2009 Rose
4.	254	Trace McSorley	2017 Rose
5.	253	Michael Robinson	2006 Orange
6.	246	Trace McSorley	2019 Citrus
7.	228	Todd Blackledge	1983 Sugar
8.	226	Tom Shuman	1975 Cotton
9.	217	Wally Richardson	1996 Outback
10.	216	Daryll Clark	2010 Capital One
11.	211	Matt McGloin	2011 Outback
12.	206	Tony Sacca	1989 Holiday
13.	200	Kerry Collins	1995 Rose
14.	197	Anthony Morelli	2007 Outback
15.	195	Sean Clifford	2022 Outback
16.	194	Tony Sacca	1990 Blockbuster
17.	187	Chuck Burkhart	1970 Orange
18.	187	Kevin Thompson	1999 Outback
19.	175	Galen Hall	1961 Gator
20.	175	Todd Blackledge	1982 Fiesta

RECEIVING YARDAGE			
1.	187	Chris Godwin	2017 Rose
2.	154	David Daniels	1990 Blockbuster
3.	140	Chris Godwin	2014 Pinstripe
4.	133	Chris Godwin	2016 TaxSlayer
5.	116	Gregg Garrity	1983 Sugar
6.	113	Bobby Engram	1996 Outback
7.	111	O.J. McDuffie	1993 Blockbuster
8.	110	Jordan Norwood	2006 Orange
	110	DaeSean Hamilton	2017 Fiesta
10.	107	Bobby Engram	1994 Citrus
11.	102	Jimmy Cefalo	1975 Cotton
12.	100	Terry Smith	1990 Blockbuster
13.	98	Parker Washington	2022 Outback
14.	97	Deon Butler	2009 Rose
15.	88	Andrew Quarless	2010 Capital One
16.	82	Geno Lewis	2014 Pinstripe
17.	81	Lydell Mitchell	1970 Orange
	81	Scott Skarzynski	1972 Cotton
19.	79	Ethan Kilmer	2006 Orange
	79	Derek Moye	2011 Outback

54 2022 PENN STATE FOOTBALL



DREW ALLAR 15
 Quarterback | 6-5 | 238
 Freshman
 Medina, Ohio/Medina
 Major: Division of Undergraduate Studies

» 2022

Season: Has appeared in nine games...Completed 35-of-59 passes for 344 yards and four touchdowns...Has also rushed for 52 yards on 18 attempts with one rushing score.

at Purdue (9/1): Came off the bench to open the second half, completing 2-of-4 passes for 26 yards. **Ohio (9/10):** Completed 6-of-8 passes for 88 yards and two touchdowns in relief...Found Omari Evans on a 32-yard scoring strike in the third quarter and Khalil Dinkins on a 28-yard score in the fourth quarter...Added 11 rushing yards. **at Auburn (9/17):** Completed both of his passing attempts for 29 yards in fourth quarter relief action. **Central Michigan (9/24):** Entered the game in the fourth quarter and completed two passes, including a 20-yard strike to Liam Clifford. **at Michigan (10/15):** Came into the game in the fourth quarter and completed five passes for 37 yards. **Minnesota (10/22):** Saw action in the fourth quarter...Completed one pass for 9 yards. **at Indiana (11/5):** Entered the game in the second half and completed 9-of-12 passes for 75 yards and two touchdowns...Scoring passes came on 1-yard and 4-yard throws to Harrison Wallace III and Theo Johnson, respectively...Added three carries for 11 yards. **Maryland (11/12):** Saw second half action and completed 3-of-6 passes for 18 yards...Added a 12-yard rush. **at Rutgers (11/19):** Went 5-for-10 for 42 yards passing...Rushed six times for a season-best 27 yards and 1-yard rushing touchdown, the first of his career...Added a long rush of 19 yards.

» 2022 GAME-BY-GAME

Passing (Comp-Att-Yds-TD-INT)

at Purdue 2-4-26-0-0; Ohio 6-8-88-2-0; at Auburn 2-2-29-0-0; Central Michigan 2-5-20-0-0; Northwestern DNP; at Michigan 5-10-37-0-0; Minnesota 1-2-9-0-0; Ohio State DNP; at Indiana 9-12-75-2-0; Maryland 3-6-18-0-0; at Rutgers 5-10-42-0-0; Michigan State DNP.

Rushing (Carries-Yards-TD)

at Purdue 0-0-0; Ohio 5-11-0; at Auburn 0-0-0; Central Michigan 1-(-6)-0; Northwestern DNP; at Michigan 2-(-3)-0; Minnesota 0-0-0; Ohio State DNP; at Indiana 3-11-0; Maryland 1-12-0; at Rutgers 6-27-1; Michigan State DNP.

» ALLAR'S CAREER PASSING STATISTICS & GAME HIGHS

	C-A	Yds.	%	TD-INT	YPG	LG
2022	35-59	344	59.3	4-0	38.2	32
CAREER	35-59	344	59.3	4-0	38.2	32

Pass Completions9; at Indiana, 11/5/22
Pass Attempts12; at Indiana, 11/5/22
Passing Yards88; Ohio, 9/10/22
Passing Touchdowns2; Twice; Last at Indiana, 11/5/22
Long Pass32; Ohio, 9/10/22
20-yard or Longer Completions In A Game2; Ohio, 9/10/22
2 or more Passing Touchdowns2; Last at Indiana, 11/5/22
Multi-Passing Touchdown Halves2; Last at Indiana (2nd), 11/5/22
20-yard or Longer Completions3; Last: Central Michigan (1), 9/24/22

» ALLAR'S CAREER RUSHING STATISTICS & GAME HIGHS

	Att.-Yds.	Avg.	TD	LG	Rec.-Yds.	Avg.	TD	LG
2022	18-52	2.9	1	19	-	-	-	-
CAREER	18-52	2.9	1	19	-	-	-	-

Rushing Attempts6; at Rutgers, 11/19/22
Rushing Yards27; at Rutgers, 11/19/22
Longest Rush19; at Rutgers, 11/19/22
Total Offense99; Ohio, 9/10/22



KAYTRON ALLEN 13
 Running Back | 5-11 | 201
 Freshman
 Norfolk, Va./IMG Academy (Fla.)
 Major: Division of Undergraduate Studies

» CAREER NOTES & RECORDS

Season: Records Set: Allen (830) and Nicholas Singleton (941) are the first true freshman teammates in Big Ten history each with 800 or more rushing yards in a single season. **Notable:** With nine rushing touchdowns this season, Allen is second, to Singleton (10), for most rushing touchdowns by a freshman in program history.

Game: At Indiana (11/5), became the first Penn State freshman with three rushing touchdowns in a game since Austin Scott against Kent State in 2003...His three rushing scores against the Hoosiers were the most by a Nittany Lion since Journey Brown's three scores against Rutgers in 2019.

» 2022

Awards: Postseason: Earned honorable mention All-Big Ten honors from the media...Named College Football News Freshman All-America. **Weekly:** Named Big Ten Freshman of the Week twice (Central Michigan 9/24, Rutgers 11/19).

Season: Has appeared in 12 games, starting three...Owns 830 yards on 156 carries (5.3) with nine touchdowns and a long rush of 59 yards...Has 17 receptions for 172 yards and a touchdown...Named the coaching staff's Offensive Player of the Week twice (Central Michigan, 9/24; Indiana 11/5; Rutgers 11/19).

at Purdue (9/1): Tallied 31 yards on eight carries...Added a reception for nine yards. **Ohio (9/10):** Rushed for 23 yards on six attempts with a long rush of 11 yards...Made a 22-yard reception in the second quarter. **Auburn (9/17):** Ran nine times for 52 yards...Added two touchdown runs, the firsts of his career, of three yards in the second quarter and six yards in the third quarter...Had a long run of 18 yards. **Central Michigan (9/24):** Posted his first career 100-yard game, running for 111 yards on 13 carries, with a long rush of 37...Scored on a 14-yard run in the second quarter. **Northwestern (10/1):** Recorded 86 yards on career-high 21 carries with a long run of 13 yards. **at Michigan (10/15):** Scored on a 1-yard run in the second quarter. **Minnesota (10/22):** Finished with 77 yards on a team-high 15 carries...Also picked up 13 receiving yards. **Ohio State (10/29):** Led the team with 76 rushing yards and a touchdown on 12 carries...Added two grabs for 13 yards and a 5-yard receiving score in the fourth quarter. **at Indiana (11/5):** Recorded a career-high three rushing touchdowns and 158 scrimmage yards...Had 86 rushing yards on 18 carries and 72 receiving yards on two catches...Hauled in a career-long 45-yard reception...Scored on runs of 11, 6 and 6 yards. **Maryland (11/12):** Carried the ball 16 times for 73 yards, including a long run of 17 yards. **at Rutgers (11/19):** Toted the ball 11 times for a career-high 117 yards and a score...Included a career-long 59-yard run and a 32-yard run...Added two grabs for 10 yards. **Michigan State (11/26):** Matched his career high with 21 carries, gaining 82 yards on the ground...Tied his career high with three catches, picking up 24 yards.

» 2022 GAME-BY-GAME

Rushing (Carries-Yards-TD)

at Purdue 8-31-0; Ohio 6-23-0; at Auburn 9-52-2; Central Michigan 13-111-1; Northwestern 21-86-0; at Michigan 6-16-1; Minnesota 15-77-0; Ohio State 12-76-1; at Indiana 18-86-3; Maryland 16-73-0; at Rutgers 11-117-1; Michigan State 21-82-0.

Receiving (Receptions-Yards-TD)

at Purdue 1-9-0; Ohio 1-22-0; at Auburn 0-0-0; Central Michigan 1-7-0; Northwestern 0-0-0; at Michigan 1-1-0; Minnesota 3-13-0; Ohio State 2-13-1; at Indiana 2-72-0; Maryland 1-1-0; at Rutgers 2-10-0; Michigan State 3-24-0.

» ALLEN'S CAREER STATISTICS & GAME HIGHS

	Att.-Yds.	Avg.	TD	LG	Rec.-Yds.	Avg.	TD	LG
2022	156-830	5.3	9	59	17-172	10.1	1	45
CAREER	156-830	5.3	9	59	17-172	10.1	1	45

Rushing Attempts21; Twice; Last vs. Michigan State, 11/26/22
Rushing Yards117; at Rutgers, 11/19/22
Longest Rush59; at Rutgers, 11/19/22
Rushing Touchdowns3; at Indiana, 11/5/22

Receptions3; Twice; Last vs. Michigan State, 11/26/22
Receiving Yards72; at Indiana, 11/5/22
Receiving Touchdowns1; Ohio State, 10/29/22
Longest Reception45; at Indiana, 11/5/22



BARNEY AMOR 96
 Punter | 6-1 | 192
 Redshirt Senior+
 Doylestown, Pa./Central Bucks/Colgate
 Major: Supply Chain Management

» 2022

Awards: Postseason: Named Academic All-Big Ten...Earned All-Big Ten honorable mention laurels from the coaches. **Midseason:** Named to the Ray Guy Award Watch List. **Weekly:** Earned Big Ten Special Teams Player of the Week (Northwestern 10/1)...Named to the Ray Guy Award's Ray's 8 twice (9/3; Ohio 9/10).

Season: Has been Penn State's primary punter through all 12 games...Twenty of his 50 punts have landed inside the 20 and 13 have landed inside the 10...Has 15 punts of 50-plus yards...Named the coaching staff's Special Teams Player of the Week three times (Purdue, 9/1; Central Michigan, 9/24; Northwestern, 10/1)...Awarded a scholarship during training camp.

at Purdue (9/1): Averaged 46.9 yards on eight punts...Landed two punts inside the 10, including one on the 3-yard line in the second quarter and the 9-yard line in first quarter...Totaled three punts landing inside the 20. **Ohio (9/10):** Punted three times and averaged 49.0 yards per kick...Had two punts go for 50-plus yards and landed a pair of punts inside the 10-yard line...In the second quarter, knocked a punt in down to the 1-yard line, setting up a safety. **at Auburn (9/17):** Averaged 43.0 yards on three punts...Landed two punts inside the 20 including one inside the 10. **Central Michigan (9/24):** Landed all three of his punts inside the 10...Knocked a 48-yard punt to the CMU 3, a 51-yard punt to the CMU 10 in the third quarter, which was muffed and recovered Curtis Jacobs, and a punt to the CMU 6. **Northwestern (10/1):** Placed four punts inside the 20...Of the four inside the 20, three landed inside the 10 at 7-, 4- and 8-yard lines. **at Michigan (10/15):** Booted three punts averaging 43 yards, with a long of 50 yards...Knocked one inside the 20-yard line. **Minnesota (10/22):** Punted four times and averaged 42.2 yards per kick with a long of 48 yards. **Ohio State (10/29):** Had three punts averaging 44.7 yards per punt...Set his Penn State career long with a 59-yard boot. **at Indiana (11/5):** Averaged 47.2 yards on four punts...Had a long punt of 51 yards...Landed two punts inside the 20. **Maryland (11/12):** Punted three times and had a long kick of 53 yards. **at Rutgers (11/19):** Had six punts with a long of 58 yards...Landed two punts inside the 20, with one downed inside the 10-yard line. **Michigan State (11/26):** Averaged 50 yards on four punts...Landed two inside the 20-yard line with two 50-plus yard kicks.

» AMOR'S CAREER PUNTING STATISTICS & GAME HIGHS

	Punts	Yards	Avg.	I-20	FC	50+	LG	BLK
2018*	-	-	-	-	-	-	-	-
2019*	63	2,651	42.1	17	21	11	60	-
2020*	No Season (COVID-19)							
2021	-	-	-	-	-	-	-	-
2022	50	2,196	43.9	20	14	15	59	-
PSU	50	2,196	43.9	20	14	15	59	-
CAREER	113	4,847	42.9	37	35	26	60	-

Punt Attempts8; at Purdue, 9/1/22
Punt Yards375; at Purdue, 9/1/22
Punt Average50.2; Villanova, 8/24/19*
Longest Punt60 yards; Villanova, 8/24/19*
50-Yard Punts3; Twice; Last at Purdue, 9/1/22
Punts Inside the 204; Northwestern, 10/1/22

*At Colgate (2017-20).



KALEB ARTIS 58
 Defensive Tackle | 6-4 | 310
 Freshman
 Westbury, N.Y./St. Francis Prep
 Major: Division of Undergraduate Studies

» 2022
Season: Has appeared in one game...Selected the coaching staff's Developmental Squad Defensive Player of the Week (Maryland 11/12).



ALEX BACCHETTA 97
 Punter | 6-2 | 205
 Freshman
 Atlanta, Ga./The Westminster School
 Major: Division of Undergraduate Studies


» 2022
Season: Has seen action in two games...Punted four times, averaging 40 yards per punt...Has landed three inside the 20-yard line.

Maryland (11/12): Punted twice, averaging 40.5 yards with a long of 41 yards...Landed both punts inside the 20-yard line. **at Rutgers (11/19):** Punted twice, including one inside the 20.

» BACCHETTA'S CAREER PUNTING STATISTICS & GAME HIGHS

	Punts	Yards	Avg.	I-20	FC	50+	LG	BLK
2022	4	160	40.0	3	1	-	42	-
CAREER	4	160	40.0	3	1	-	42	-

Punt Attempts 2; Maryland, 11/12/22
Punt Yards 81; Maryland 11/12/22
Punt Average 42.0; at Rutgers, 11/19/22
Longest Punt 42; at Rutgers 11/19/22



HAKEEM BEAMON 51
 Defensive Tackle | 6-3 | 260
 Redshirt Junior
 Midlothian, Va./Manchester
 Major: Rehabilitation and Human Services

» 2022
Season: Has played in 12 games, making 11 starts at defensive tackle... Owns 14 tackles, six tackles for loss and four pass breakups...Named the coaching staff's Defensive Player of the Week (Indiana, 11/5).

at Purdue (9/1): Recorded a half tackle for loss...Added a pass breakup. **Ohio (9/10):** Had a quarterback hurry. **Central Michigan (9/24):** Assisted on a tackle. **Northwestern (10/1):** Made a career-high two pass breakups...Assisted on a tackle for loss...Recorded two assisted tackles. **at Michigan (10/15):** Tallied a tackle for loss. **Minnesota (10/22):** Picked up a half tackle for loss. **Ohio State (10/29):** Made a solo stop. **at Indiana (11/5):** Recorded a tackle for loss. **Maryland (11/12):** Picked up a tackle for loss...Added a pass breakup. **at Rutgers (11/19):** Totaled two tackles, including a career-best 1.5 tackles for loss...Added a quarterback hurry. **Michigan State (11/26):** Posted three tackles (2 solo).

» 2022 GAME-BY-GAME

Tackles (Solo-Assisted-Total)
 at Purdue 0-1-1; Ohio 0-0-0; at Auburn 0-0-0; Central Michigan 0-1-1; Northwestern 0-2-2; at Michigan 1-0-1; Minnesota 0-1-1; Ohio State 1-0-1; at Indiana 1-0-1; Maryland 1-0-1; at Rutgers 1-1-2; Michigan State 2-1-3.

» BEAMON'S CAREER STATISTICS & GAME HIGHS

	UA-A	TK	FF	FR	I	PBU	SACK	TFL
2019	1-1	2	-	-	-	-	-	-
2020	4-3	7	-	-	-	-	-	1.5-2
2021	-	-	-	-	-	-	-	-
2022	7-7	14	-	-	-	4	-	6.0-16
CAREER	12-11	23	-	-	-	4	-	7.5-18

Tackles 3; Twice: Last vs. Michigan State, 11/26/22
Tackles for Loss 1.5; at Rutgers, 11/19/22
Pass Breakups 2; Northwestern, 10/1/22



J'AYIR BROWN 16
 Safety | 5-11 | 202
 Senior+
 Trenton, N.J./Trenton Central/Lackawanna College
 Major: Telecommunications

» CAREER NOTES & RECORDS
Career: Has a hand in 15 career takeaways as a Nittany Lion (9 interceptions, 3 fumble recoveries, 3 forced fumbles).

» 2022

Awards: Postseason: Selected third-team All-Big Ten by the coaches and media...Named a Pro Football Focus All-Big Ten third team selection. **Weekly:** Tabbed Bronko Nagurski National Defensive Player of the Week and Big Ten Defensive Player of the Week (Auburn 9/17)...Was named honorable mention Jim Thorpe Award Player of the Week (Auburn 9/17). **Preseason:** Named to the Bednarik Award, Jim Thorpe Award and Reese's Senior Bowl watch lists...Tabbed preseason All-Big Ten first team by Pro Football Focus.

Season: Has started 12 games at safety...Owns 66 tackles (50 solo) with 5.5 tackles for loss, three sacks, three interceptions, two forced fumbles, a fumble recovery, three pass breakups and five quarterback hurries... Named Penn State's team MVP and winner of the Iron Lion Award...Earned the coaching staff's Defensive Player of the Week twice (Auburn, 9/17; Northwestern, 10/1)...Earned the coaching staff's Special Teams Player of the Week (Michigan State, 11/26)...Voted a team captain.

at Purdue (9/1): Made five solo stops. **Ohio (9/10):** Made five tackles (4 solo)...Added a half tackle for loss and a pass breakup. **Auburn (9/17):** Tallied five tackles (four solo), a sack, a forced fumble and an interception... Recorded a strip-sack in the third quarter, his first career sack and second career forced fumble...Picked off a pass deep in Penn State territory and returned it 27 yards in the third quarter. **Central Michigan (9/24):** Made four tackles (3 solo) with a pair of quarterback hurries...Hurry in the first quarter forced a Zakee Wheatley interception. **Northwestern (10/1):** Recorded an interception in the first quarter and returned it 30 yards...Made six tackles (5 solo) to go along with a tackle for loss...Added a quarterback hurry. **at Michigan (10/15):** Led the squad with nine tackles (4 solo), including one tackle for loss. **Minnesota (10/22):** Registered seven total tackles (6 solo)...Snagged his third interception of the season and ran it back 35 yards to spark a Nittany Lion scoring drive...Added a pass breakup. **Ohio State (10/29):** Led the squad with eight tackles (6 solo). **at Indiana (11/5):** Recorded three tackles (2 solo)...Picked up his second sack of the season. **Maryland (11/12):** Made three tackles (2 solo), including a sack...Added a pass breakup. **at Rutgers (11/19):** Picked up four tackles (2 solo)...Recovered a fumble that he returned 70 yards for a touchdown. **Michigan State (11/26):** Posted seven solo tackles...Forced a fumble...Added a quarterback hurry.

» 2022 GAME-BY-GAME

Tackles (Solo-Assisted-Total)
 at Purdue 5-0-5; Ohio 4-1-5; at Auburn 4-1-5; Central Michigan 3-1-4; Northwestern 5-1-6; at Michigan 4-5-9; Minnesota 6-1-7; Ohio State 6-2-8; at Indiana 2-1-3; Maryland 2-1-3; at Rutgers 2-2-4; Michigan State 7-0-7.

» BROWN'S CAREER STATISTICS & GAME HIGHS

	UA-A	TK	FF	FR	I	PBU	SACK	TFL
2020	5-1	6	-	-	-	1	-	1.0-4
2021	61-12	73	1	2	6	5	-	1.0-2
2022	50-16	66	2	1	3	3	3.0-14	5.5-23
CAREER	116-29	145	3	3	9	9	3.0-14	7.5-29

Tackles 13; Illinois, 10/23/21
Tackles for Loss 1.0; Six Times: Last: vs. Maryland, 11/12/22
Sacks 1.0; Three Times: Last vs. Maryland, 11/12/22
Interceptions 2; vs. Arkansas, 1/1/22
Interception Return 87 yards; at Maryland, 11/7/21
Pass Breakups 1; Nine times: Last: vs. Maryland, 11/12/22
Forced Fumbles 1; Three Times: Last: vs. Michigan State, 11/26/22
Fumble Recoveries 1; Three times: Last: at Rutgers, 11/19/22
Fumble Return 70; at Rutgers, 11/19/22



JAMARI BUDDIN 42
 Linebacker | 6-2 | 216
 Redshirt Freshman
 Ypsilanti, Mich./Belleville
 Major: Division of Undergraduate Studies

» 2022
Season: Has appeared in eight games...Owns eight tackles (4 solo), 1.5 tackles for loss, and has recovered a fumble.

at Purdue (9/1): Assisted on a tackle. **Ohio (9/10):** Tallied one stop. **Central Michigan (9/24):** Recorded two solo tackles. **Minnesota (10/22):** Picked up his first career tackle for loss. **at Indiana (11/5):** Recorded two tackles (1 solo), including a half tackle for loss. **Maryland (11/12):** Assisted on a tackle...Recovered the first fumble of his career. **at Rutgers (11/19):** Recorded a quarterback hurry.

» 2022 GAME-BY-GAME

Tackles (Solo-Assisted-Total)
 at Purdue 0-1-1; Ohio 0-1-1; at Auburn 0-0-0; at Central Michigan 2-0-2; Northwestern DNP; at Michigan DNP; Minnesota 1-0-1; Ohio State DNP; at Indiana 1-1-2; Maryland 0-1-1; at Rutgers 0-0-0; Michigan State DNP.

» BUDDIN'S CAREER STATISTICS & GAME HIGHS

	UA-A	TK	FF	FR	I	PBU	SACK	TFL
2021	3-1	4	-	-	-	-	-	-
2022	4-4	8	-	1	-	-	-	1.5-2
CAREER	7-5	12	-	1	-	-	-	1.5-2

Tackles 3; Ball State, 9/11/21
Tackles for Loss 1.0; Minnesota, 10/22/22
Fumble Recoveries 1; Maryland, 11/12/22

56 2022 PENN STATE FOOTBALL



ABDUL CARTER 11
Linebacker | 6-3 | 233
Freshman
Philadelphia, Pa./La Salle College H.S.
Major: Division of Undergraduate Studies

» 2022

Awards: Postseason: Earned All-Big Ten second team honors from the media and third team laurels from the coaches...Named to Pro Football Focus' All-True Freshman Team...Earned a spot on On3 and 247Sports' True Freshman All-American teams. **Midseason:** Finalist for the Maxwell Football Club's Shaun Alexander Freshman of the Year Award.

Season: Has appeared in 12 games, including six starts...Owns 55 tackles (35 solo) with 10.5 tackles for loss, 6.5 sacks, two forced fumbles and four pass breakups...Earned the team's Keystone Award along with Juice Scruggs and Kalen King...Earned the coaching staff's Defensive Player of the Week twice (Maryland, 11/12; Rutgers 11/19).

Ohio (9/10): Made five tackles (2 solo). **at Auburn (9/17):** Tied for the team lead with six tackles (all solo)...Forced his first career fumble in the second quarter, which was recovered by Jonathan Sutherland...Recorded his first career sack in the third quarter. **Central Michigan (9/24):** Finished second on the team with five tackles (4 solo) to go along with a pass breakup. **Northwestern (10/1):** Made two tackles, including a tackle for loss. **at Michigan (10/15):** Recorded five tackles (4 solo) and added a tackle for loss. **Minnesota (10/22):** Made the first start of his career at linebacker...Totaled eight tackles (3 solo)...Picked up a half of a sack. **Ohio State (10/29):** Picked up four tackles (3 solo)...Added a sack. **at Indiana (11/5):** Recorded two tackles...Added a quarterback hurry and a pass breakup. **Maryland (11/12):** Led the team with seven tackles (3 solo)...Added a sack, a forced fumble, a pass breakup and two quarterback hurries. **at Rutgers (11/19):** Recorded four total tackles (3 solo), including a career-high two tackles for loss and a sack. **Michigan State (11/26):** Set his career high in tackles for loss (3) and sacks (2)...Totaled seven tackles (5 solo).

» 2022 GAME-BY-GAME


Tackles (Solo-Assisted-Total)

at Purdue 0-0-0; Ohio 2-3-5; at Auburn 6-0-6; Central Michigan 4-1-5; Northwestern 1-1-2; at Michigan 4-1-5; Minnesota 3-5-8; Ohio State 3-1-4; at Indiana 1-1-2; Maryland 3-4-7; at Rutgers 3-1-4; Michigan State 5-2-7.

» CARTER'S CAREER STATISTICS & GAME HIGHS

	UA-A	TK	FF	FR	I	PBU	SACK	TFL
2022	35-20	55	2	-	-	4	6.5-61	10.5-64
CAREER	35-20	55	2	-	-	4	6.5-61	10.5-64

Tackles 8; Minnesota, 10/22/22
Tackles For Loss 3.0; vs. Michigan State, 11/26/22
Sacks 2.0; vs. Michigan State, 11/26/22
Pass Breakups 1; Four times: Last vs. Maryland, 11/12/22
Forced Fumbles 1; Twice; Last vs. Maryland, 11/12/22



JIMMY CHRIST 51
Offensive Line | 6-7 | 319
Redshirt Sophomore
Sterling, Va./Dominion
Major: Supply Chain & Information Systems

» 2022

Season: Has appeared in eight games, primarily on special teams.



LIAM CLIFFORD 82
Wide Receiver | 6-1 | 199
Redshirt Freshman
Maineville, Ohio/St. Xavier
Major: Division of Undergraduate Studies

» 2022

Awards: Earned Academic All-Big Ten honors.

Season: Has appeared in 11 games...Owns eight grabs for 89 yards, including a long catch of 20 yards.

Ohio (9/10): Recorded his first career reception, a 12-yarder in the fourth quarter. **Central Michigan (9/24):** Made two grabs for 19 yards, including a 20-yard reception from Drew Allar in the fourth quarter. **at Indiana (11/5):** Set career highs in receptions (3) and yards (31). **Maryland (11/12):** Hauled in a 17-yard catch. **at Rutgers (11/19):** Made a 10-yard reception.

» 2022 GAME-BY-GAME


Receiving (Receptions-Yards-TD)

at Purdue 0-0-0; Ohio 1-12-0; at Auburn 0-0-0; Central Michigan 2-19-0; Northwestern 0-0-0; at Michigan DNP; Minnesota 0-0-0; Ohio State 0-0-0; at Indiana 3-31-0; Maryland 1-17-0; at Rutgers 1-10-0; Michigan State 0-0-0.

» CLIFFORD'S CAREER STATISTICS & GAME HIGHS

	Att.-Yds.	Avg.	TD	LG	Rec.-Yds.	Avg.	TD	LG
2022	-	-	-	-	8-89	11.1	-	20
CAREER	-	-	-	-	8-89	11.1	-	20

Receptions 3; at Indiana, 11/5/22
Receiving Yards 31; at Indiana, 11/5/22
Long Reception 20; Central Michigan, 9/24/22



SEAN CLIFFORD 14
Quarterback | 6-2 | 212
Redshirt Senior+
Cincinnati, Ohio/Saint Xavier
Major: Journalism

» CAREER NOTES & RECORDS

Career: Records Set: Current all-time leader at Penn State in completion percentage (.612) completions (817), passing yards (10,382), passing touchdowns (84), and pass attempts (1,335). **Rankings:** Ranks tied first in wins as a starting quarterback (31), third in passing efficiency (142.6), tied for seventh in yards per passing attempt (7.8) and eighth in interception percentage (2.32)...Stands second in school history in 200-yard passing games (26) and third in 300-yard games (8)...Among Penn State quarterbacks, is third all-time in rushing yardage (1,074) and fourth in rushing touchdowns (15)...Is second all-time in program history in career total yards (11,456) and touchdowns responsible for (99). **Notable:** One of two Penn State players to reach 11,000 yards of total offense and the only quarterback in program history to eclipse 10,000 passing yards...Owns 32 career games with multi-touchdown passes, including 17 with three or more TDs and six with four or more...Has thrown for at least 250 passing yards and three passing touchdowns in 11 career games...Has six career touchdown passes of 70 or more yards...Has completed 143 career passes of 20 or more yards...Has 11 games with both a passing and rushing touchdown and Penn State is 10-1 in those games.

» 2022

Awards: Postseason: Is a finalist for the Jason Witten Collegiate Man of the Year Award...Collected Academic All-Big Ten honors...Earned All-Big Ten honorable mention from the coaches and media...Earned the team's Lion's Pride Outstanding Senior Player Award with Nick Tarburton and PJ Mustipher. **Midseason:** Was a semifinalist for the Wuerffel Trophy. **Weekly:** Named Big Ten Offensive Player of the Week twice (Purdue 9/1; Minnesota 10/22)...Tabbed the Rose Bowl Game Big Ten Player of the Week (Purdue 9/1)...Named to the Davey O'Brien Award Great 8 twice (Purdue 9/1; Minnesota 10/22). **Preseason:** Named to the Davey O'Brien Award, Manning Award, Maxwell Award, Walter Camp Player of the Year and Senior Bowl watch lists.

Season: Has started 12 games at quarterback...Completed 210-of-330 passes for 2,543 yards and 22 touchdowns...Voted a team captain...Joins Jonathan Sutherland as the only four-time captains in team history...

Earned the coaching staff's Offensive Player of the Week (Minnesota, 10/22).

at Purdue (9/1): Completed 20-of-37 passes for 282 yards and a career-high-tying four touchdowns...Added a 2-yard rushing touchdown to give him five total scores...Connected with Keyone Lee for a 10-yard touchdown pass with 57 seconds remaining to give PSU the lead...Other touchdown passes came on a 67-yarder to Brenton Strange, a 29-yarder to KeAndre Lambert-Smith and a 12-yarder to Mitchell Tinsley. **Ohio (9/10):** Was 19-for-27 for 213 yards and a touchdown...Tallied a 1-yard rushing touchdown in the first quarter and a 7-yard touchdown pass to Tinsley late in the second quarter. **at Auburn (9/17):** Went 14-of-19 for 178 yards...Had a 7-yard rushing touchdown in the first quarter...Made a 25-yard reception in the second quarter, the first of his career. **Central Michigan (9/24):** Completed 22-of-34 passes for 217 yards and four total touchdowns (3 passing, 1 rushing)...Connected with Tinsley for a 5-yard touchdown pass on Penn State's opening drive...Added a 4-yard touchdown pass to Strange in the first quarter and a 3-yard touchdown toss to Strange in the third quarter...Scored on a 1-yard run in the fourth quarter. **Northwestern (10/1):** Went 10-for-20 for 140 yards and a touchdown in the win...Ran for 13 yards on three rushing attempts...Found Strange on a 20-yard scoring strike in the first quarter...Connected with Parker Washington on a 43-yard toss in the third quarter. **at Michigan (10/15):** Completed seven passes for 120 yards...Ripped off a career-long 62-yard run and led the team in rushing yards with 78...Tossed a 48-yard pass to Harrison Wallace III. **Minnesota (10/22):** Went 23-of-31 for 295 yards and four touchdowns...Threw for six 20-plus yard plays in the contest, three of which went for touchdowns...Found Tyler Warren on a 38-yard touchdown and Theo Johnson on an 18-yard touchdown in the second quarter...Connected with Washington on a 38-yard score and Tinsley from 20 yards out in the third quarter. **Ohio State (10/29):** Completed 32-of-47 passes for 371 yards, three touchdowns...Tossed six passes that went for 20 or more yards, including a 58-yard score to Parker Washington and a 23-yard touchdown to KeAndre Lambert-Smith...Also connected with Kaytron Allen on a 5-yard score. **at Indiana (11/5):** Went 15-for-23 for 229 yards...Completed five passes of 20-plus yards. **Maryland (11/12):** Completed 12-of-23 passes for 139 yards and a 3-yard touchdown to Strange...Added 13 yards on the ground. **at Rutgers (11/19):** Threw for 157 yards and a touchdown, completing 17-of-26 attempts...Added 35 yards and a 14-yard score on six carries...Hit Warren on a 10-yard touchdown in the second quarter. **Michigan State (11/26):** Threw for 202 yards and matched his career-high with four touchdowns on 19-of-24 passing...Connected with Johnson on an 11-yard score in the first quarter, Warren on a 14-yarder in the third quarter, Nicholas Singleton on a 12-yarder in the fourth quarter, and Lambert-Smith from 35 yards out in the fourth quarter.

» 2022 GAME-BY-GAME

Passing (Comp-Att-Yds-TD-INT)

at Purdue 20-37-282-4-1; Ohio 19-27-213-1-0; at Auburn 14-19-178-0-0; Central Michigan 22-34-217-3-0; Northwestern 10-20-140-1-0; at Michigan 7-19-120; Minnesota 23-31-295-4-1; Ohio State 32-47-371-3-3; at Indiana 15-23-229-0-1; Maryland 12-23-139-1-0; at Rutgers 15-26-157-1-0; Michigan State 19-24-202-4-0.

Rushing (Carries-Yards-TD)

at Purdue 4-2-1; Ohio 8-14-1; at Auburn 6-15-1; Central Michigan 5-23-1; Northwestern 3-13-0; at Michigan 6-78-0; Minnesota 0-0-0; Ohio State 7-(1-0)-0; at Indiana 4-(2-0)-0; Maryland 4-13-0; at Rutgers 7-35-1; Michigan State 7-0-0.

» CLIFFORD'S CAREER PASSING STATISTICS & GAME HIGHS

	C-A	Yds.	%	TD-INT	YPG	LG
2018	5-7	195	71.4	2-0	48.8	95
2019	189-319	2,654	59.2	23-7	221.2	72
2020	152-251	1,883	60.6	16-9	209.2	75
2021	261-428	3,107	60.9	21-8	239.0	86
2022	210-330	2,543	63.6	22-7	211.9	67
CAREER	817-1,335	10,382	61.2	84-31	207.6	95

Pass Completions 35; at Ohio State, 10/30/21
Pass Attempts 57; Maryland, 11/7/20
Passing Yards 401; Villanova, 9/25/21
Passing Touchdowns 4; Six times: Last vs. Michigan State, 11/26/22
Long Pass 95 yards; Kent State, 9/15/18
20-yard or Longer Completions In A Game 7; Twice: Last Villanova, 9/25/21
200-yard Passing Games 26; Last: vs. Michigan State (202), 11/26/22
300-yard Passing Games 8; Last: vs. Ohio State (371), 10/29/22
400-yard Passing Games 1; Villanova (401), 9/25/21
2 or more Passing Touchdowns 22; Last: vs. Michigan State (4), 11/26/22
3 or more Passing Touchdowns 17; Last: vs. Michigan State (4), 11/26/22
4 or more Passing Touchdowns 6; Last: vs. Michigan State (4), 11/26/22
Multi-Passing Touchdown Quarters 15; Last: Michigan State (2, 4th), 11/26/22
Multi-Passing Touchdown Halves . 23; Last: Michigan State (3, 2nd), 11/26/22
20-yard or Longer Completions . . . 143; Last: vs. Michigan State (1x), 11/26/22

» CLIFFORD'S CAREER RUSHING STATISTICS & GAME HIGHS

	Att.-Yds.	Avg.	TD	LG	Rec.-Yds.	Avg.	TD	LG
2018	5-(-3)	-0.6	-	6	-	-	-	-
2019	116-402	3.5	5	58	-	-	-	-
2020	99-335	3.4	3	35	-	-	-	-
2021	99-163	1.6	2	43	-	-	-	-
2022	61-177	2.9	5	62	2-24	12.0	-	25
CAREER	380-1,074	2.8	15	62	2-24	12.0	-	25

Rushing Attempts 18; Ohio State, 10/31/20
Rushing Yards 119; at Indiana, 10/24/20
Rushing Touchdowns 2; Indiana, 11/16/19
Longest Rush 62 yards; at Michigan, 10/15/22
100-yard Rushing Games 1; at Indiana (119), 10/24/20
2 or more Rushing Touchdowns 1; Indiana, 11/16/19
20-yard or Longer Rushes 11; Last: at Michigan (1), 10/15/22

Total Offense 452 yards; at Maryland, 9/27/19
300 yards Total Offense 10; Last vs. Ohio State (361), 10/29/22
400 yards Total Offense 1; at Maryland (452), 9/27/19
Passing and Rushing Touchdown Games 11 (10-1 in games); Last at Rutgers, 11/19/22

SEBASTIAN COSTANTINI 29



Safety | 5-11 | 188
 Redshirt Junior
 Collegeville, Pa./Malvern Prep
 Major: Computer Science

» 2022

Awards: Earned Academic All-Big Ten honors.

Season: Has appeared in 11 games, primarily on special teams...Owns four tackles (3 solo) and a pass breakup.

at Purdue (9/1): Made a solo stop. **at Auburn (9/17):** Recorded a solo tackle. **at Michigan (10/15):** Picked up a solo stop. **at Indiana (11/5):** Broke up a pass. **at Rutgers (11/19):** Assisted on a tackle.

» 2022 GAME-BY-GAME

Tackles (Solo-Assisted-Total)

at Purdue 1-0-1; Ohio 0-0-0; at Auburn 1-0-1; Central Michigan 0-0-0; Northwestern 0-0-0; at Michigan 1-0-1; Minnesota 0-0-0; Ohio State 0-0-0; at Indiana 0-0-0; Maryland 0-0-0; at Rutgers 0-1-1; Michigan State 0-0-0.

» COSTANTINI'S CAREER STATISTICS & GAME HIGHS

	UA-A	TK	FF	FR	I	PBU	SACK	TFL
2020	1-0	1	-	-	-	-	-	-
2021	-	-	-	-	-	1	-	-
2022	3-1	4	-	-	-	1	-	-
CAREER	4-1	5	-	-	-	2	-	-

Tackles 1; Five Times: Last: at Rutgers 11/19/22
Pass Breakups 1; Twice: Last: at Indiana, 11/5/22

NICK DAWKINS 53
 Offensive Line | 6-4 | 315
 Sophomore
 Allentown, Pa./Parkland
 Major: Recreation, Parks & Tourism Management

» 2022

Awards: Collected Academic All-Big Ten honors.

Season: Has appeared in two games, primarily on special teams.

DOMINIC DELUCA 34
 Linebacker | 6-1 | 209
 Redshirt Freshman
 West Pittston, Pa./Wyoming Area
 Major: Division of Undergraduate Studies

» 2022

Season: Has appeared in 12 games on defense and special teams...Owns 27 tackles (17 solo), two tackles for loss, a sack and a pass breakup... Earned the team's Outstanding Run-On Award with Tank Smith...Earned the coaching staff's Special Teams Player of the Week (Minnesota, 10/22).

at Purdue (9/1): Tallied two solo stops. **Ohio (9/10):** Recorded a career-high five tackles (all solo)...Three of the five tackles came on special teams. **at Auburn (9/17):** Assisted on a tackle for loss. **Central Michigan (9/24):** Made three solo stops...Added a quarterback hurry. **at Michigan (10/15):** Picked up two tackles. **Minnesota (10/22):** Totaled two tackles...Blocked a punt in the third quarter that led to a Nittany Lion touchdown drive. **Ohio State (10/29):** Collected two solo stops. **at Indiana (11/5):** Made two tackles...Added a quarterback hurry. **Maryland (11/12):** Assisted on four tackles. **at Rutgers (11/19):** Made three tackles (2 solo), including a career-high 1.5 tackles for loss and his first career sack. **Michigan State (11/26):** Assisted on one tackle...Recorded a pass breakup on fourth down.

» 2022 GAME-BY-GAME

Tackles (Solo-Assisted-Total)

at Purdue 2-0-2; Ohio 5-0-5; at Auburn 0-1-1; Central Michigan 3-0-3; Northwestern 0-0-0; at Michigan 1-1-2; Minnesota 1-1-2; Ohio State 2-0-2; at Indiana 1-1-2; Maryland 0-4-4; at Rutgers 2-1-3; Michigan State 0-1-1.

» DELUCA'S CAREER STATISTICS & GAME HIGHS

	UA-A	TK	FF	FR	I	PBU	SACK	TFL
2022	17-10	27	-	-	-	1	1.0-3	2.0-6
CAREER	17-10	27	-	-	-	1	1.0-3	2.0-6

Tackles 5; Ohio, 9/10/22
Tackles for Loss 2.0; at Rutgers, 11/19/22
Sacks 1.0; at Rutgers, 11/19/22
Pass Breakups 1; vs. Michigan State, 11/26/22

DANI DENNIS-SUTTON 33



Defensive End | 6-5 | 253
 Freshman
 Millsboro, Del./McDonogh School (Md.)
 Major: Division of Undergraduate Studies

» 2022

Season: Has appeared in 12 games...Owns three sacks, 16 total tackles, one interception, and a pass breakup.

Ohio (9/10): Made two solo tackles...Added a quarterback hurry. **at Auburn (9/17):** Recorded a sack in the fourth quarter, the first of his career. **Central Michigan (9/24):** Registered a career-high two sacks... Added a pass breakup. **at Michigan (10/15):** Picked up three tackles (2 solo) and a quarterback hurry. **Minnesota (10/22):** Totaled two solo stops. **Ohio State (10/29):** Assisted on one tackle for loss. **at Indiana (11/5):** Recorded his first career interception and returned it 20 yards... Added three total tackles. **Maryland (11/12):** Assisted on one tackle... and added a quarterback hurry. **at Rutgers (11/19):** Had one tackle.

» 2022 GAME-BY-GAME

Tackles (Solo-Assisted-Total)

at Purdue 0-0-0; Ohio 2-0-2; at Auburn 1-0-1; Central Michigan 2-0-2; Northwestern 0-0-0; at Michigan 2-1-3; Minnesota 2-0-2; Ohio State 0-1-1; at Indiana 1-2-3; Maryland 0-1-1; at Rutgers 0-1-1; Michigan State 0-0-0.

» DENNIS-SUTTON'S CAREER STATISTICS & GAME HIGHS

	UA-A	TK	FF	FR	I	PBU	SACK	TFL
2022	10-6	16	-	-	1	1	3.0-21	3.5-22
CAREER	10-6	16	-	-	1	1	3.0-21	3.5-22

Tackles 3; Twice: Last at Indiana, 11/5/22
Tackles For Loss 2.0; Central Michigan, 9/24/22
Sacks 2.0; Central Michigan, 9/24/22
Pass Breakups 1; Central Michigan, 9/24/22
Interceptions 1; at Indiana, 11/5/22

MATT DETISCH 75



Offensive Line | 6-6 | 305
 Freshman
 Mars, Pa./Mars
 Major: Division of Undergraduate Studies

» 2022

Season: Has appeared in one game...Selected coaching staff's Developmental Squad Offensive Player of the Week (Central Michigan, 9/24).

KHALIL DINKINS 16



Tight End | 6-4 | 234
 Redshirt Freshman
 Wexford, Pa./North Allegheny
 Major: Division of Undergraduate Studies

» 2022

Season: Has appeared in nine games.

Ohio (9/10): Made his first career reception, a 28-yard touchdown grab from Drew Allar in the fourth quarter. **at Indiana (11/5):** Recorded a 17-yard reception in the fourth quarter. **Maryland (11/12):** Made one reception. **at Rutgers (11/19):** Caught one pass for eight yards. **Michigan State (11/26):** P

» 2022 GAME-BY-GAME

Receiving (Receptions-Yards-TD)

at Purdue DNP; Ohio 1-28-1; Auburn 0-0-0; Central Michigan 0-0-0; Northwestern DNP; at Michigan DNP; Minnesota DNP; Ohio State DNP; at Indiana 1-17-0; Maryland 1-0-0; at Rutgers 1-8-0; Michigan State DNP.

» DINKINS' CAREER STATISTICS & GAME HIGHS

	Att.-Yds.	Avg.	TD	LG	Rec.-Yds.	Avg.	TD	LG
2022	-	-	-	-	4-53	13.3	1	28
CAREER	-	-	-	-	4-53	13.3	1	28

Receptions 1; Four times: Last at Rutgers, 11/19/22
Receiving Yards 28; Ohio, 9/10/22
Receiving Touchdowns 1; Ohio, 9/10/22
Longest Reception 28; Ohio, 9/10/22

JOHNNY DIXON 3



Cornerback | 6-0 | 190
 Junior
 Tampa, Fla./Chamberlain/South Carolina
 Major: Recreation, Park, and Tourism Management

» 2022

Awards: Selected honorable mention All-Big Ten by the media.

Season: Has appeared in 12 games at cornerback, making five starts... Tallied 20 tackles (15 solo), 4.5 tackles for loss, three sacks, nine pass breakups, two interceptions, a forced fumble and a quarterback hurry.

at Purdue (9/1): Made three solo stops, including a sack for a loss of 10 yards...Added two pass breakups. **Ohio (9/10):** Recorded a sack in the third quarter and a career-high 1.5 tackles for loss...Tallied two total tackles. **at Auburn (9/17):** Registered two tackles and a quarterback hurry. **Central Michigan (9/24):** Recorded first career interception as a Nittany Lion...

58 2022 PENN STATE FOOTBALL

Broke up a career-high three passes. **Northwestern (10/1)**: Broke up a pass. **at Michigan (10/15)**: Assisted on one tackle.

Ohio State (10/29): Totaled four solo tackles...Added one sack and recorded his first career forced fumble. **at Indiana (11/5)**: Made two solo stops, including a tackle for loss...Added a pass breakup. **Maryland (11/12)**: Recorded one solo stop...Also added a pass breakup. **at Rutgers (11/19)**: Picked up three tackles (1 solo)...Added an interception and a pass breakup. **Michigan State (11/26)**: Posted two solo tackles.

» 2022 GAME-BY-GAME

Tackles (Solo-Assisted-Total)

at Purdue 3-0-3; Ohio 1-1-2; at Auburn 1-1-2; Central Michigan 0-0-0 Northwestern 0-0-0; at Michigan 0-1-1; Minnesota 0-0-0; Ohio State 4-0-4; at Indiana 2-0-2; Maryland 1-0-1; at Rutgers 1-2-3; Michigan State 2-0-2.

» DIXON'S CAREER STATISTICS & GAME HIGHS

	UA-A	TK	FF	FR	I	PBU	SACK	TFL
2019*	2-1	3	-	-	1	0	-	1-2
2020*	28-6	34	-	1	-	5	-	-
2021	8-2	10	-	-	2	-	-	0.5-0
2022	15-5	20	1	-	2	9	3.0-20	4.5-24
PSU	23-7	30	1	-	2	11	3.0-20	5.0-24
CAREER	53-14	67	1	1	2	16	3.0-20	6.0-26

Tackles 5; Georgia, 2/28/20*

Tackles for Loss 1.5; Ohio, 9/10/22

Sacks 1.0; Twice: Last: Ohio, 9/10/22

Interceptions 1; Three times; Last: at Rutgers, 11/19/22

Pass Breakups 3; Central Michigan, 9/24/22

Forced Fumbles 1; Ohio State, 10/29/22

NOTE: Played for South Carolina 2019-2020; *At South Carolina



JADEN DOTTIN 19

Wide Receiver | 6-2 | 199
Redshirt Sophomore
Cambridge, Mass./Suffield Academy
Major: Psychology

» 2022

Season: Has started one game.

Ohio (9/10): Made first career start...Recorded first career reception... Finished with two receptions for 14 yards.

» 2022 GAME-BY-GAME

Receiving (Receptions-Yards-TD)

at Purdue DNP; Ohio 2-14-0; at Auburn DNP; Central Michigan DNP; Northwestern DNP; at Michigan DNP; Minnesota DNP; Ohio State DNP; at Indiana DNP; Maryland DNP; at Rutgers DNP; Michigan State DNP.

» DOTTIN'S CAREER STATISTICS & GAME HIGHS

	Att.-Yds.	Avg.	TD	LG	Rec.-Yds.	Avg.	TD	LG
2022	-	-	-	-	2-14	7.0	-	9
CAREER	-	-	-	-	2-14	7.0	-	9

Receptions 2; Ohio, 9/10/22

Receiving Yards 14; Ohio, 9/10/22

Longest Reception 9; Ohio, 9/10/22




CRISTIAN DRIVER 13

Athlete | 5-11 | 191
Freshman
Flower Mound, Texas/Liberty Christian
Major: Division of Undergraduate Studies

» 2022

Season: Has appeared in two games...Selected coaching staff's Developmental Squad Defensive Player of the Week (Minnesota, 10/22).



ZANE DURANT 28

Defensive Tackle | 6-1 | 276
Freshman
Lake Nona, Fla./Lake Nona
Major: Division of Undergraduate Studies

» 2022

Season: Has appeared in 11 games...Owns five tackles on the season, including a sack and a tackle for loss.

at Purdue (9/1): Assisted on a tackle. **Maryland (11/12)**: Recorded three total tackles (1 solo)...Picked up his first career sack. **at Rutgers (11/19)**: Assisted on one tackle.

» 2022 GAME-BY-GAME

Tackles (Solo-Assisted-Total)

at Purdue 0-1-1; Ohio 0-0-0; at Auburn 0-0-0; Central Michigan 0-0-0; Northwestern 0-0-0; at Michigan DNP; Minnesota 0-0-0; Ohio State 0-0-0; at Indiana 0-0-0; Maryland 1-2-3; at Rutgers 0-1-1; Michigan State 0-0-0.


» DURANT'S CAREER STATISTICS & GAME HIGHS

	UA-A	TK	FF	FR	I	PBU	SACK	TFL
2022	1-4	5	-	-	-	-	1.0-8	1.0-8
CAREER	1-4	5	-	-	-	-	1.0-8	1.0-8

Tackles 3; Maryland, 11/12/22

Tackles for Loss 1.0; Maryland, 11/12/22

Sacks 1.0; Maryland, 11/12/22



TYLER DUZANSKY 48

Long Snapper | 6-4 | 212
Redshirt Freshman
Glen Ellyn, Ill./St. Francis Prep
Major: Division of Undergraduate Studies

» 2022

Awards: Earned Academic All-Big Ten honors.

Season: Has appeared in seven games as a reserve long snapper.



ROBBIE DWYER 39

Linebacker | 6-1 | 259
Redshirt Junior
Pringle, Pa./Wyoming Valley West
Major: Health Policy and Administration

» 2022

Awards: Selected Academic All-Big Ten.

Season: Has appeared in 10 games, primarily on special teams.

Ohio (9/10): Recorded two solo stops, the first two tackles of his career. **Central Michigan (9/24)**: Assisted on a tackle. **Maryland (11/12)**: Assisted on two tackles.

» 2022 GAME-BY-GAME

Tackles (Solo-Assisted-Total)

at Purdue 0-0-0; Ohio 2-0-2; Auburn 0-0-0; Central Michigan 0-1-1; Northwestern 0-0-0; at Michigan 0-0-0; Minnesota DNP; Ohio State DNP; at Indiana 0-0-0; Maryland 0-2-2; at Rutgers 0-0-0; Michigan State 0-0-0.

» DWYER'S CAREER STATISTICS & GAME HIGHS

	UA-A	TK	FF	FR	I	PBU	SACK	TFL
2022	2-3	5	-	-	-	-	-	-
CAREER	2-3	5	-	-	-	-	-	-

Tackles 2; Twice; Last vs. Maryland, 11/12/22



BRYCE EFFNER 72

Offensive Line | 6-5 | 294
Redshirt Senior
Aurora, Ill./Meteva Valley
Major: Psychology


» 2022

Awards: Selected honorable mention All-Big Ten by the media.

Season: Has appeared in 12 games on the offensive line, making five starts...Named the coaching staff's Offensive Player of the Week following Auburn (9/17).

at Purdue (9/1): Helped Penn State gain 406 yards, including 308 through the air. **Ohio (9/10)**: Aided the Penn State offense gain 572 yards...Nittany Lion freshmen (true and redshirt) combined for 423 of the 572 yards (74 percent)...Blocked for Sean Clifford, Drew Allar and Christian Veilleux, who combined for 338 passing yards...Paved way for the Nittany Lions to gain 234 yards rushing, including touchdown runs of 44 and 70 yards, both by Nicholas Singleton. **at Auburn (9/17)**: Assisted the Nittany Lion offense in netting 477 yards of offense in the road victory...Helped Penn State finish with 245 yards rushing...Paved the way for five Nittany Lion rushing touchdowns...Prior to the five rushing touchdowns, Auburn had allowed just one rushing score in its last seven games dating back to 2021...Blocked for the freshmen tandem of Singleton and Kaytron Allen, who each had two rushing scores...Singleton had runs of 54 and 53 yards. **Central Michigan (9/24)**: Penn State totaled 403 yards of offense in the win...Helped Clifford account for four touchdowns (3 passing, 1 rushing)...Paved way for Allen's 111 yards on the ground and one touchdown. **Northwestern (10/1)**: Penn State totaled 360 yards of offense including 220 yards on the ground. **at Michigan (10/15)**: Sean Clifford recorded 74 yards on the ground, including a career-best 62-yard run. **Minnesota (10/22)**: Helped pave the way for Nicholas Singleton (79 yards) and Kaytron Allen (77 yards) who both topped 75 rushing yards in the game... Also pass blocked for Sean Clifford, who set his season high in passing yards in the game. **Ohio State (10/29)**: Collected his first start of the season...Helped the offense put up 482 total yards, including 371 passing yards from Sean Clifford...Helped Kaytron Allen average 6.3 yards per carry on 12 carries while totaling two touchdowns. **at Indiana (11/5)**: Helped the Nittany Lion running backs record four rushing touchdowns on the day...Paved the way for the offense to put up 483 total yards while only allowing one sack.

Maryland (11/12): Helped the offense record its third straight game of 400-plus total yards...Blocked for a rushing attack that eclipsed the 200-yard mark for the fourth time this season...Offensive line did not allow a sack. **at Rutgers (11/19)**: Paved the way for the fifth 200-yard rushing game of the season and the fourth consecutive game of 400-plus total yards of offense...Helped pave way for Allen to rush for a career-high 117 yards. **Michigan State (11/26)**: Helped the rushing attack outgain the Spartans 160-25 on the ground...Blocked for Sean Clifford as he completed his sixth four-touchdown game of his career and led the offense to its fifth consecutive game with 400-plus total yards.



DVON ELLIES 91

Defensive Tackle | 6-1 | 295
Redshirt Junior
Burtonsville, Md./McDonogh School
Major: Telecommunications

» 2022

Season: Has appeared in 12 games, making one start...Has collected 14 total tackles, including two tackles for loss, a sack, one forced fumble, and a pass breakup.

at Purdue (9/1): Made a solo tackle. **at Auburn (9/17)**: Made a solo tackle and added a quarterback hurry. **Central Michigan (9/24)**: Assisted on a tackle. **Northwestern (10/1)**: Started and assisted on a tackle. **at Michigan (10/15)**: Made three tackles...Recorded his first career forced fumble. **Ohio State (10/29)**: Collected one tackle for loss. **at Indiana (11/5)**: Recorded his first sack of the season...Totaled two tackles. **Maryland (11/12)**: Assisted on three tackles. **at Rutgers (11/19)**: Assisted on one tackle. **Michigan State (11/26)**: Recorded his first career pass breakup.

» 2022 GAME-BY-GAME

Tackles (Solo-Assisted-Total)

at Purdue 1-0-1; Ohio 0-0-0; at Auburn 1-0-1; Central Michigan 0-1-1; Northwestern 0-1-1; at Michigan 1-2-3; Minnesota 0-0-0; Ohio State 1-0-1; at Indiana 1-1-2; Maryland 0-3-3; at Rutgers 0-1-1; Michigan State 0-0-0.

» ELLIS' CAREER STATISTICS & GAME HIGHS

	UA-A	TK	FF	FR	I	PBU	SACK	TFL
2019	-	-	-	-	-	-	-	-
2020	3-0	3	-	-	-	-	1.0-10	1.0-10
2021	7-8	15	-	1	-	-	-	1.5-1
2022	5-9	14	1	-	-	1	1.0-9	2.0-12
CAREER	15-17	32	1	1	-	1	2.0-29	4.5-23

Tackles 4; at Michigan State, 11/27/21
Tackles for Loss 1.0; Four times: Last: at Indiana, 11/5/22
Sacks 1.0; Twice: Last at Indiana, 11/5/22
Fumble Recoveries 1; vs. Illinois, 10/23/21
Forced Fumbles 1; at Michigan, 10/15/22
Pass Breakups 1; vs. Michigan State, 11/26/22



KEATON ELLIS 2
 Safety | 5-11 | 189
 Junior
 State College, Pa./State College Area
 Major: Recreation, Park & Tourism Management

» 2022

Season: Started all 12 games at safety...Has 22 tackles (14 solo), two tackles for loss and six pass breakups.

at Purdue (9/1): Tallied a career-high for pass breakups. **Ohio (9/10):** Made two tackles and added a pass breakup. **Central Michigan (9/24):** Assisted on a tackle. **Northwestern (10/1):** Made four solo tackles... Added a pass breakup. **at Michigan (10/15):** Picked up five tackles (2 solo). **Minnesota (10/22):** Recorded a solo tackle. **Ohio State (10/29):** Picked up five total tackles (3 solo), including a tackle for loss. **Maryland (11/12):** Made one solo tackle. **at Rutgers (11/19):** Totaled two tackles (1 solo), including a tackle for loss.

» 2022 GAME-BY-GAME

Tackles (Solo-Assisted-Total)

at Purdue 1-0-1; Ohio 1-1-2; at Auburn 0-0-0; Central Michigan 0-1-1; Northwestern 4-0-4; at Michigan 2-3-5; Minnesota 1-0-1; Ohio State 3-2-5; at Indiana 0-0-0; Maryland 1-0-1; at Rutgers 1-1-2; Michigan State 0-0-0.

» ELLIS' CAREER STATISTICS & GAME HIGHS

	UA-A	TK	FF	FR	I	PBU	SACK	TFL
2019	9-9	18	3	1	-	2	-	-
2020	7-5	12	-	-	1	2	-	1.0-4
2021	14-4	18	-	-	-	1	-	-
2022	14-8	22	-	-	-	6	-	2.0-6
CAREER	44-26	70	3	1	1	11	-	3.0-10

Tackles 6; Twice: Last: Iowa, 11/12/20
Forced Fumbles 1; Three times: Last: Minnesota, 11/19/19
Interceptions 1; Illinois, 12/19/20
Tackles for Loss 1.0; Three times: Last at Rutgers 11/19/22
Pass Breakups 4; at Purdue, 9/1/22



TYLER ELDSON 43
 Linebacker | 6-2 | 236
 Sophomore
 Frackville, Pa./North Schuylkill
 Major: Health Policy & Administration

» 2022

Awards: Earned Academic All-Big Ten honors.

Season: Has made 12 starts at middle linebacker...Recorded 38 tackles (22 solo), three tackles for loss, a sack, two quarterback hurries, a fumble recovery, and a pass breakup.

at Purdue (9/1): Made three solo tackles in first career start. **Ohio (9/10):** Paced the team with six tackles (3 solo), matching his career high...Added a half tackle for loss. **at Auburn (9/17):** Made four solo tackles...Added a tackle for loss. **Central Michigan (9/24):** Posted two solo stops.

Northwestern (10/1): Recorded a pass breakup and assisted on a tackle. **at Michigan (10/15):** Picked up six total tackles. **Minnesota (10/22):** Recorded three solo tackles, including a tackle for loss, and a quarterback hurry. **Ohio State (10/29):** Collected one solo stop. **at Indiana (11/5):** Picked up two total tackles. **Maryland (11/12):** Recorded four total tackles (2 solo). **at Rutgers (11/19):** Totaled three tackles and his first career sack. **Michigan State (11/26):** Posted three total tackles (2 solo)... Added a fumble recovery and a quarterback hurry.

» 2022 GAME-BY-GAME

Tackles (Solo-Assisted-Total)

at Purdue 3-0-3; Ohio 3-3-6; at Auburn 4-0-4; Central Michigan 2-0-2; Northwestern 0-1-1; at Michigan 1-5-6; Minnesota 3-0-3; Ohio State 1-0-1; at Indiana 1-1-2; Maryland 2-2-4; at Rutgers 1-2-3; Michigan State 2-1-3.

» ELDSON'S CAREER STATISTICS & GAME HIGHS

	UA-A	TK	FF	FR	I	PBU	SACK	TFL
2020	1-0	1	-	-	-	-	-	-
2021	9-2	11	-	-	-	-	-	-
2022	22-16	38	-	1	-	1	1.0-2	3.0-6
CAREER	32-18	50	-	1	-	1	1.0-2	3.0-6

Tackles 6; Three times: Last: at Michigan 10/15/22
Tackles for Loss 1.0; Three times: Last: at Rutgers, 11/19/22
Sacks 1.0; at Rutgers, 11/19/22
Pass Breakups 1; Northwestern, 10/1/22
Fumble Recoveries 1; vs. Michigan State, 11/26/22



OMARI EVANS 18
 Wide Receiver | 6-0 | 182
 Freshman
 Killeen, Texas/Shoemaker
 Major: Division of Undergraduate Studies

» 2022

Season: Has appeared in 12 games as a receiver and kick returner...Owns 55 yards and a touchdown on five receptions.

Ohio (9/10): Tallied two receptions for 30 yards and a touchdown, the first of his career...Score came on a 32-yard pass from Drew Allar in the third quarter...The touchdown grab was his first career catch. **Minnesota (10/22):** Recorded seven rushing yards on one carry. **Ohio State (10/29):** Made two grabs for 14 yards...Returned a kickoff for 17 yards. **at Rutgers (11/19):** Snagged one pass for 11 yards.

» 2022 GAME-BY-GAME

Receiving (Receptions-Yards-TD)

at Purdue 0-0-0; Ohio 2-30-1; at Auburn 0-0-0; Central Michigan 0-0-0; Northwestern 0-0-0; at Michigan 0-0-0; Minnesota 0-0-0; Ohio State 2-14-0; at Indiana 0-0-0; Maryland 0-0-0; at Rutgers 1-11-0; Michigan State 0-0-0.

» EVANS' CAREER STATISTICS & GAME HIGHS

	Att.-Yds.	Avg.	TD	LG	Rec.-Yds.	Avg.	TD	LG
2022	1-7	7.0	-	7	5-55	11.0	1	32
CAREER	1-7	7.0	-	7	5-55	11.0	1	32

Receptions 2; Twice: Last vs. Ohio State, 10/29/22
Receiving Yards 30; Ohio, 9/10/22
Receiving Touchdowns 1; Ohio, 9/10/22
Longest Reception 32; Ohio, 9/10/22
Rushing Yards 7; Minnesota, 10/22/22
Longest Run 7; Minnesota, 10/22/22

» EVANS' CAREER RETURN STATISTICS & GAME HIGHS

	KR-Yds.	Avg.	TD	LG	PR-Yds.	Avg.	TD	LG
2022	2-33	16.5	-	17	-	-	-	-
CAREER	2-33	16.5	-	17	-	-	-	-

Kick Returns 1; Twice: Last: Ohio State, 10/29/22
Kick Return Yards 17; Ohio State, 10/29/22
Long Kick Return 17 yards; Ohio State, 10/29/22



OLUMUYIWA FASHANU 74
 Offensive Lineman | 6-6 | 308
 Sophomore
 Waldorf, Md./Gonzaga College
 Major: Supply Chain & Information Systems

» 2022

Awards: Earned Academic All-Big Ten honors...Named a Walter Camp second-team All-American...Earned second-team All-Big Ten honors from the coaches and third-team by the media...Picked up Associated Press All-Big Ten second team honors...Named Pro Football Focus All-Big Ten second team.

Season: Has started eight games at left tackle...Named the coaching staff's Offensive Player of the Game twice (Purdue 9/1; Auburn 9/17).

at Purdue (9/1): Helped Penn State gain 406 yards, including 308 through the air. **Ohio (9/10):** Aided the Penn State offense gain 572 yards...Nittany Lion freshmen (true and redshirt) combined for 423 of the 572 yards (74 percent)...Blocked for Sean Clifford, Drew Allar and Christian Veilleux, who combined for 338 passing yards...Paved way for the Nittany Lions to gain 234 yards rushing, including touchdown runs of 44 and 70 yards, both by Nicholas Singleton. **at Auburn (9/17):** Assisted the Nittany Lion offense in netting 477 yards of offense in the road victory...Helped Penn State finish with 245 yards rushing...Paved the way for five Nittany Lion rushing touchdowns...Prior to the five rushing touchdowns, Auburn had allowed just one rushing score in its last seven games dating back to 2021...Blocked for the freshmen tandem of Singleton and Kaytron Allen, who each had two rushing scores...Singleton had runs of 54 and 53 yards. **Central Michigan (9/24):** Penn State totaled 403 yards of offense in the win...Helped Clifford account for four touchdowns (3 passing, 1 rushing)...Paved way for Allen's 111 yards on the ground and one touchdown. **Northwestern (10/1):** Penn State totaled 360 yards of offense including 220 yards on the ground. **at Michigan (10/15):** Sean Clifford recorded 74 yards on the ground, including a career-best 62-yard run. **Minnesota (10/22):** Helped pave the way for Nicholas Singleton (79 yards) and Kaytron Allen (77 yards) who both topped 75 rushing yards in the game... Also pass blocked for Sean Clifford, who set his season high in passing yards in the game. **Ohio State (10/29):** Helped the offense put up 482 total yards, including 371 passing yards from Sean Clifford...Helped Kaytron Allen average 6.3 yards per carry on 12 carries while totaling two touchdowns.



ZURIAH FISHER 36
 Defensive End | 6-3 | 246
 Sophomore
 Aliquippa, Pa./Aliquippa
 Major: Recreation, Parks & Tourism Management

» 2022

Season: Has appeared in two games...Totaled two tackles (1 solo).

Maryland (11/12): Made a solo tackle. **at Rutgers (11/19):** Assisted on one tackle.

» 2022 GAME-BY-GAME

Tackles (Solo-Assisted-Total)

at Purdue DNP; Ohio DNP; at Auburn DNP; Central Michigan DNP; Northwestern DNP; at Michigan DNP; Minnesota DNP; Ohio State DNP; at Indiana DNP; Maryland 1-0-1; at Rutgers 0-1-1; Michigan State 0-0-0.

» FISHER'S CAREER STATISTICS & GAME HIGHS

	UA-A	TK	FF	FR	I	PBU	SACK	TFL
2020	-	-	-	-	-	-	-	-
2021	2	4	-	-	-	-	-	-
2022	1-1	2	-	-	-	-	-	-
CAREER	3-3	6	-	-	-	-	-	-

Tackles 2; vs. Arkansas, 1/1/22

60 2022 PENN STATE FOOTBALL




JIM FITZGERALD 65
Offensive Line | 6-7 | 305
Freshman
Severna Park, Md./Archbishop Spalding
Major: Division of Undergraduate Studies

» 2022

Awards: Earned the team's Developmental Squad Offensive Player of the Year with Jan Mahlerl.

Season: Has appeared in one game...Selected coaching staff's Developmental Squad Offensive Player of the Week three times (Northwestern, 10/1; Indiana, 11/5; Michigan State, 11/26).



MEHKI FLOWERS 10
Safety | 6-0 | 179
Freshman
Harrisburg, Pa./Central Dauphin East
Major: Division of Undergraduate Studies

» 2022

Season: Has appeared in two games...Selected coaching staff's Developmental Squad Defensive Player of the Week (Central Michigan, 9/24).


» 2022 GAME-BY-GAME

Tackles (Solo-Assisted-Total)

at Purdue DNP; Ohio DNP; at Auburn DNP; Central Michigan 0-0-0; Northwestern DNP; at Michigan DNP; Minnesota DNP; Ohio State DNP; at Indiana DNP; Maryland 0-0-0; at Rutgers DNP; Michigan State DNP.

» FLOWERS' CAREER STATISTICS & GAME HIGHS

	UA-A	TK	FF	FR	I	PBU	SACK	TFL
2022	-	-	-	-	-	-	-	-
CAREER	-	-	-	-	-	-	-	-



DAEQUAN HARDY 25
Cornerback | 5-9 | 179
Redshirt Junior
Pittsburgh, Pa./Penn Hills
Major: Psychology

» 2022

Season: Has appeared in 12 games at nickel corner...Registered 13 tackles (9 solo), a half sack, a forced fumble, an interception, and four pass breakups.

at Purdue (9/1): Made two solo tackles and two pass breakups...Had a key pass breakup late in the fourth quarter to force a punt and set up Penn State's eventual game-winning drive on offense. **Ohio (9/10):** Tallied a solo tackle. **at Auburn (9/17):** Made three solo stops. **Central Michigan (9/24):** Assisted on a tackle. **Northwestern (10/1):** Broke up a pass. **at Michigan (10/15):** Picked up two solo tackles...Forced the first fumble of his career. **Minnesota (10/22):** Assisted on three tackles...Recorded the a half sack. **Ohio State (10/29):** Picked up one solo stop...Returned one kick for 22 yards. **at Indiana (11/5):** Recorded his first interception of the season. **Michigan State (11/26):** Posted a quarterback hurry.

» 2022 GAME-BY-GAME

Tackles (Solo-Assisted-Total)

at Purdue 2-0-2; Ohio 1-0-1; Auburn 3-0-3; Central Michigan 0-1-1; Northwestern 0-0-0; at Michigan 2-0-2; Minnesota 0-3-3; Ohio State 1-0-1; at Indiana 0-0-0; Maryland 0-0-0; at Rutgers 0-0-0; Michigan State 0-0-0.

» HARDY'S CAREER STATISTICS & GAME HIGHS

	UA-A	TK	FF	FR	I	PBU	SACK	TFL
2019	-	-	-	-	-	-	-	-
2020	8-2	10	-	-	-	2	1.0-7	1.0-7
2021	11-4	15	-	-	2	7	1.0-8	3.0-13
2022	9-4	13	1	-	1	4	0.5-1	0.5-1
CAREER	28-10	38	1	-	3	13	2.5-16	4.5-21

Tackles 3; Four Times: Last: vs. Minnesota, 10/22/22
Tackles for Loss 2.0; at Iowa, 10/9/21
Interceptions 1; Twice: Last: at Michigan State, 11/27/21
Sacks 1.0; Twice: Last: at Iowa, 10/9/21
Pass Breakups 2; Last: at Purdue, 9/1/22
Forced Fumbles 1; at Michigan, 10/15/22



IAN HARVIE 54
Offensive Line | 6-2 | 280
Freshman
Royersford, Pa./Spring-Ford
Major: Division of Undergraduate Studies

» 2022

Season: Has appeared in one game...Selected coaching staff's Developmental Squad Offensive Player of the Week (Michigan, 10/15).



TYLER HOLZWORTH 34
Running Back | 6-0 | 194
Redshirt Freshman
Milford, N.J./Delaware Valley Regional/Delaware Valley University
Major: Division of Undergraduate Studies

» 2022

Awards: Earned Academic All-Big Ten honors.

Season: Has appeared in four games...Owns 19 rushing yards on six carries and two catches for 16 yards...Selected coaching staff's Developmental Squad Special Teams Player of the Week (Ohio, 9/10)...Named the coaching staff's Developmental Squad Offensive Player of the Week (Northwestern, 10/1).

Ohio (9/10): Tallied one carry. **at Indiana (11/5):** Carried the ball twice for five yards...Added a 9-yard reception. **Maryland (11/12):** Ran three times for 14 yards...Caught one pass for seven yards.

» 2022 GAME-BY-GAME

Rushing (Carries-Yards-TD)

at Purdue DNP; Ohio 1-0-0; at Auburn DNP; Central Michigan DNP; Northwestern DNP; at Michigan DNP; Minnesota DNP; Ohio State DNP; at Indiana 2-5-0; Maryland 3-14-0; at Rutgers 0-0-0; Michigan State DNP.

Receiving (Receptions-Yards-TD)

at Purdue DNP; Ohio 0-0-0; at Auburn DNP; Central Michigan DNP; Northwestern DNP; at Michigan DNP; Minnesota DNP; Ohio State DNP; at Indiana 1-9-0; Maryland 1-7-0; at Rutgers 0-0-0; Michigan State DNP.

» HOLZWORTH'S CAREER STATISTICS & GAME HIGHS

	Att.-Yds.	Avg.	TD	LG	Rec.-Yds.	Avg.	TD	LG
2022	6-19	3.2	-	7	2-16	8.0	-	9
CAREER	6-19	3.2	-	7	2-16	8.0	-	9

Rushing Attempts 3; Maryland, 11/12/22
Rushing Yards 14; Maryland, 11/12/22
Long Rush 7; Maryland, 11/12/22
Receptions 1; Twice: Last vs. Maryland, 11/12/22
Receiving Yards 9; at Indiana, 11/5/22
Longest Reception 9 at Indiana, 11/5/22



VEGA IOANE 71
Offensive Line | 6-4 | 330
Freshman
Graham, Wash./Graham-Kapowsin
Major: Division of Undergraduate Studies

» 2022

Season: Has appeared in three games...Named the coaching staff's Developmental Squad Offensive Player of the Week (Purdue, 9/1).



ADISA ISAAC 20
Defensive End | 6-4 | 243
Redshirt Junior
Brooklyn, N.Y./Canarsie
Major: Rehabilitation and Human Services

» 2022

Awards: Postseason: Earned All-Big Ten third team honors from the coaches and honorable mention by the media...Earned the team's Reid Robinson Outstanding Defensive Lineman Award with Chop Robinson. **Midseason:** Named to the College Sports Communicators Comeback Player of the Year Watch List.

Season: Has started all 12 games at defensive end...Recorded 23 tackles (11 solo), nine tackles for loss, three sacks and six quarterback hurries... Named the coaching staff's Defensive Player of the Game following Auburn (9/17).

at Purdue (9/1): Made a solo tackle. **Ohio (9/10):** Assisted on two tackles for loss...Added a quarterback hurry. **at Auburn (9/17):** Recorded a career-high three tackles for loss...Added a sack early in the fourth quarter. **Northwestern (10/1):** Assisted on a tackle for loss and added a quarterback hurry. **at Michigan (10/15):** Picked up two tackles. **Minnesota (10/22):** Assisted on a career-high five tackles, including a half tackle for loss. **Ohio State (10/29):** Assisted on one tackle. **at Indiana (11/5):** Recorded two tackles for loss, including one sack. **Maryland (11/12):** Picked up four total tackles (2 solo)...Added a sack. **Michigan State (11/26):** Posted two solo tackles, including a sack.

» 2022 GAME-BY-GAME

Tackles (Solo-Assisted-Total)

at Purdue 1-0-1; Ohio 0-2-2; at Auburn 3-0-3; Central Michigan 0-0-0; Northwestern 0-1-1; at Michigan 1-1-2; Minnesota 0-5-5; Ohio State 0-1-1; at Indiana 2-0-2; Maryland 2-2-4; at Rutgers 0-0-0; Michigan State 2-0-2.

» ISAAC'S CAREER STATISTICS & GAME HIGHS

	UA-A	TK	FF	FR	I	PBU	SACK	TFL
2019	4-10	14	1	-	-	-	1.5-8	3.0-13
2020	5-8	13	-	-	-	-	1.5-15	1.5-15
2021	-	-	-	-	-	-	-	-
2022	11-12	23	-	-	-	-	4.0-32	9.0-45
CAREER	20-30	50	1	-	-	-	7.0-55	13.5-73

Tackles 5; vs. Minnesota, 10/22/22
Tackles for Loss 3.0; at Auburn, 9/17/22
Sacks 1.5; at Maryland, 9/27/19
Forced Fumbles 1; at Maryland, 9/27/19



GOLDEN ISRAEL-ACHUMBA 78
Offensive Line | 6-4 | 315
Redshirt Sophomore
Bowie, Md./DeMatha Catholic
Major: Division of Undergraduate Studies

» 2022

Awards: Collected Academic All-Big Ten honors.

Season: Has appeared in two games on special teams.



COZIAH IZZARD 99
Defensive Tackle | 6-3 | 287
Sophomore
Columbia, Md./DeMatha Catholic
Major: Telecommunications

» 2022

Season: Has appeared in eight games...Owns ten tackles, including four tackles for loss and two sacks.

at Michigan (10/15): Recorded two tackles for loss, including a sack. **Minnesota (10/22):** Assisted on two tackles. **Ohio State (10/29):** Made a key tackle for loss on third down to halt the OSU drive in the second quarter. **at Indiana (11/5):** Picked up one sack. **Maryland (11/12):** Made a solo stop. **at Rutgers (11/19):** Totaled two tackles. **Michigan State (11/26):** Posted one tackle for loss.

» 2022 GAME-BY-GAME

Tackles (Solo-Assisted-Total)

at Purdue DNP; Ohio DNP; at Auburn DNP; Central Michigan DNP; Northwestern 0-0-0; Michigan 2-0-2; Minnesota 0-2-2; Ohio State 1-0-1; at Indiana 1-0-1; Maryland 1-0-1; at Rutgers 1-1-2; Michigan State 1-0-1.

» IZZARD'S CAREER STATISTICS & GAME HIGHS

	UA-A	TK	FF	FR	I	PBU	SACK	TFL
2021	11-10	21	1	-	-	-	2.0-14	3.0-15
2022	7-3	10	-	-	-	-	2.0-12	4.0-21
CAREER	18-13	31	1	-	-	-	4.0-26	7.0-36

Tackles 5; Illinois, 10/23/22
Tackles For Loss 2.0; at Michigan, 10/15/22
Sacks 1.0; Four times: Last: at Indiana, 11/5/22
Forced Fumbles 1; Rutgers, 11/20/21



CURTIS JACOBS 23

Linebacker | 6-1 | 227
 Sophomore
 Glen Burnie, Md./McDonogh School
 Major: Telecommunications

» 2022

Awards: Postseason: Tabbed All-Big Ten honorable mention by the coaches and media...Earned the team's Bob Mitinger Memorial Ultimate Teammate Award with Brenton Strange. **Preseason:** Named preseason All-Big Ten second team by Pro Football Focus.

Season: Has started 11 games at linebacker...Made 47 tackles (25 solo) with 5.5 tackles for loss, two sacks, two fumble recoveries, a forced fumble, two pass breakups, and an interception returned for a touchdown...Named the coaching staff's Defensive Player of the Game (Auburn, 9/17).

at Purdue (9/1): Made six tackles (3 solo). **Ohio (9/10):** Made five tackles (1 solo)...Added a half tackle for loss and a pass breakup. **at Auburn (9/17):** Made three tackles (2 solo)...Added a sack for a loss of five yards. **Central Michigan (9/24):** Made three solo tackles...Recovered a fumble on a muffed punt, his first career fumble recovery. **Northwestern (10/1):** Recovered a fumble late in the second quarter. **at Michigan (10/15):** Recorded the first pick-six of his career on a 47-yard return in the second quarter... Also chalked up five total tackles (3 solo). **Minnesota (10/22):** Set a career high with 14 total tackles (7 solo), including two tackles for loss. **Ohio State (10/29):** Made three tackles. **at Rutgers (11/19):** Totaled five tackles (3 solo), including two tackles for loss and a sack... Recorded his first career forced fumble, which was returned 70 yards by Ji'Ayir Brown for a touchdown...Added a pass breakup. **Michigan State (11/26):** Posted three total tackles (2 solo)...Added two quarterback hurries.

» 2022 GAME-BY-GAME

Tackles (Solo-Assisted-Total)

at Purdue 3-3-6; Ohio 1-4-5; at Auburn 2-1-3; Central Michigan 3-0-3; Northwestern 0-0-0; at Michigan 3-2-5; Minnesota 7-7-14; Ohio State 1-2-3; at Indiana 0-0-0; Maryland DNP; at Rutgers 3-2-5; Michigan State 2-1-3.

» JACOBS' CAREER STATISTICS & GAME HIGHS

	UA-A	TK	FF	FR	I	PBU	SACK	TFL
2020	6-3	9	-	-	-	1	-	0.5-1
2021	39-22	61	-	-	1	-	3.0-11	7.0-20
2022	25-22	47	1	2	1	2	2.0-15	5.5-23
CAREER	70-47	117	1	2	2	3	5.0-26	13.0-44

Tackles 14; vs. Minnesota, 10/22/22
Tackles For Loss 2.0; Four times: Last: at Rutgers, 11/19/22
Sacks 1.0; Five Times: Last: vs. Rutgers, 11/19/22
Interceptions 1; Twice: Last: at Michigan, 10/15/22
Long Interception Return 48 yards; at Michigan, 10/15/22
Forced Fumbles 1; at Rutgers, 11/19/22
Fumble Recoveries 1; Twice: Last: Northwestern, 10/1/22
Pass Breakups 1; Twice: Last: Ohio, 9/10/22
10+ Tackle Games 2; Last: vs. Minnesota (14), 10/22/22



THEO JOHNSON 84

Tight End | 6-6 | 256
 Sophomore
 Windsor, Ont./Holy Names Catholic
 Major: Division of Undergraduate Studies

» 2022

Awards: Named to the Mackey Award Watch List.

Season: Has appeared in 10 games, including eight starts at tight end... Has hauled in 19 passes for 300 yards and four touchdowns...Named the coaching staff's Offensive Player of the Game (Michigan State, 11/26).

Central Michigan (9/24): Made an 11-yard reception. **Northwestern (10/1):** Tallied an 8-yard reception. **Minnesota (10/22):** Caught five passes for a career-high 75 yards and a score in a career game...Hauled in a 25-yard ball and an 18-yard touchdown grab. **Ohio State (10/29):** Hauled in two passes for 57 yards...Recorded a 42-yard reception. **at Indiana (11/5):** Caught four passes for 43 yards and a score...Had a long reception of 29 yards...Scored on a 4-yard reception in the fourth quarter on a pass from Drew Allar. **Maryland (11/12):** Led the team with 44 yards on three grabs...Hauled in a long reception of 33 yards. **Michigan State (11/26):** Posted three catches for 62 yards and a career-high two touchdowns...His 48-yard touchdown from KeAndre Lambert-Smith in the second quarter was the longest reception of his career.

» 2022 GAME-BY-GAME

Receiving (Receptions-Yards-TD)

at Purdue DNP; Ohio DNP; at Auburn 0-0-0; Central Michigan 1-11-0; Northwestern 1-8-0; at Michigan 0-0-0; Minnesota 5-75-1; Ohio State 2-52-0; at Indiana 4-43-1; Maryland 3-44-0; at Rutgers 0-0-0; Michigan State 3-62-2.

» JOHNSON'S CAREER STATISTICS & GAME HIGHS

	Att.	Yds.	Avg.	TD	LG	Rec.	Yds.	Avg.	TD	LG
2020	-	-	-	-	-	4-56	14.0	-	23	-
2021	-	-	-	-	-	19-213	12.0	1	37	-
2022	-	-	-	-	-	19-300	15.8	4	48	-
CAREER	-	-	-	-	-	42-569	13.5	5	48	-

Receptions 5; Minnesota, 10/22/22
Receiving Yards 75; Minnesota, 10/22/22
Receiving Touchdowns 2; Michigan State, 11/26/22
Longest Reception 48 yards; Michigan State, 11/26/22



CHARLIE KATSHIR 45

Linebacker | 6-3 | 230
 Redshirt Senior
 Camp Hill, Pa./Cumberland Valley
 Major: Hospitality Management

» 2022

Awards: Earned Academic All-Big Ten honors.

Season: Has appeared in six games...Has nine tackles (6 solo) and two tackles for loss.

Minnesota (10/22): Totaled two solo tackles, including the first tackle for loss of his career. **at Indiana (11/5):** Picked up a tackle for loss. **Maryland (11/12):** Made three total tackles (2 solo). **at Rutgers (11/19):** Assisted on a pair of tackles. **Michigan State (11/26):** Posted one solo tackle.

» 2022 GAME-BY-GAME


Tackles (Solo-Assisted-Total)

at Purdue DNP; Ohio DNP; at Auburn DNP; Central Michigan DNP; Northwestern 0-0-0; at Michigan DNP; Minnesota 2-0-2; Ohio State DNP; at Indiana 1-0-1; Maryland 2-1-3; at Rutgers 0-2-2; Michigan State 1-0-1.

» KATSHIR'S CAREER STATISTICS & GAME HIGHS

	UA-A	TK	FF	FR	I	PBU	SACK	TFL
2019	3-2	5	1	-	-	-	-	-
2020	3-2	5	-	-	-	-	-	-
2021	7-4	11	-	-	-	-	-	-
2022	6-3	9	-	-	-	-	2.0-7	-
CAREER	19-11	30	1	-	-	-	2.0-7	-

Tackles 4; Ball State, 9/11/21
Forced Fumbles 1; Purdue, 10/5/19
Tackles For Loss 1.0; Twice: Last: at Indiana, 11/5/22



KALEN KING 4

Cornerback | 5-11 | 189
 Sophomore
 Detroit, Mich./Cass Tech
 Major: Division of Undergraduate Studies

» 2022

Awards: Named second-team All-America by the Walter Camp Football Foundation...Selected third-team All-America by Pro Football Focus... Garnered third-team All-Big Ten honors by the coaches and media... Named to the Pro Football Focus All-Big Ten first team...Selected AP All-Big Ten second team.

Season: Has appeared in 12 games, starting eight at cornerback...Owns 27 tackles (21 solo), three tackles for loss, 18 pass breakups, two interceptions, a forced fumble and a fumble recovery...His 18 pass breakups are tied for first in the country...Named the coaching staff's Defensive Player of the Game twice (Central Michigan, 9/24; Michigan State, 11/26).

at Purdue (9/1): Made a solo tackle...Added a pass breakup. **Ohio (9/10):** Assisted on a tackle. **at Auburn (9/17):** Made two solo stops and broke up a pass. **Central Michigan (9/24):** Forced and recovered a fumble in the fourth quarter...The fumble was his first career recovery...Registered a career-high four pass breakups. **Northwestern (10/1):** Tallied three pass breakups...Added two solo tackles and a quarterback hurry. **at Michigan (10/15):** Picked up three solo tackles, including a tackle for loss. **Minnesota (10/22):** Recorded three total tackles (1 solo)... Added one pass break up. **Ohio State (10/29):** Totaled four tackles (2 solo), including a tackle for loss...Added a pass breakup. **at Indiana (11/5):** Snagged his first career interception in the third quarter. **Maryland (11/12):** Recorded two tackles...Broke up two passes. **at Rutgers (11/19):** Made a solo stop. **Michigan State (11/26):** Set a career high with five pass breakups... Posted four solo tackles...Recorded the second interception of his career.

» 2022 GAME-BY-GAME

Tackles (Solo-Assisted-Total)

at Purdue 1-0-1; Ohio 0-1-1; at Auburn 2-0-2; Central Michigan 3-1-4; Northwestern 2-0-2; at Michigan 3-0-3; Minnesota 1-2-3; Ohio State 2-2-4; at Indiana 0-0-0; Maryland 2-0-2; at Rutgers 1-0-1; Michigan State 4-0-4.

» KING'S CAREER STATISTICS & GAME HIGHS

	UA-A	TK	FF	FR	I	PBU	SACK	TFL
2021	15-8	23	1	-	-	5	-	1.0-2
2022	21-6	27	1	1	2	18	-	3.0-6
CAREER	36-14	50	2	1	2	23	-	4.0-8

Tackles 7; vs. Arkansas, 1/1/22
Tackles For Loss 1.0; Three times: Last vs. Ohio State, 10/29/22
Forced Fumbles 1; Twice: Last: Central Michigan, 9/24/22
Fumble Recoveries 1; Central Michigan, 9/24/22
Pass Breakups 5; Michigan State, 11/26/22
Interceptions 1; Twice: Last vs. Michigan State, 11/26/22



KOBE KING 41

Linebacker | 6-1 | 247
 Redshirt Freshman
 Detroit, Mich./Cass Tech
 Major: Division of Undergraduate Studies

» 2022

Season: Has appeared in 12 games...Made 39 tackles (19 solo), four tackles for loss, recovered a fumble and returned it for a touchdown, and broke up two passes.

at Purdue (9/1): Assisted on one tackle. **Ohio (9/10):** Broke up a pass and had an assisted tackle. **at Auburn (9/17):** Made five tackles (4 solo). **Central Michigan (9/24):** Made three tackles. **Northwestern (10/1):** Made two solo stops. **at Michigan (10/15):** Assisted on three tackles. **Minnesota (10/22):** Recorded three total tackles (1 solo)... Added one pass break up. **Ohio State (10/29):** Picked up three tackles, including his first tackle for loss. **at Indiana (11/5):** Led the team with eight total tackles (5 solo)...Led the team with a career-high 2.5 tackles for loss. **Maryland (11/12):** Made two solo tackles, including a tackle for loss. **at Rutgers (11/19):** Led the squad with six total tackles (2 solo)...Recovered a fumble that he returned 14-yards for a touchdown. **Michigan State (11/26):** Posted two total tackles (1 solo).

62 2022 PENN STATE FOOTBALL

» 2022 GAME-BY-GAME

Tackles (Solo-Assisted-Total)

at Purdue 0-1-1; Ohio 0-1-1; at Auburn 4-1-5; Central Michigan 1-2-3; Northwestern 2-0-2; at Michigan 0-3-3; Minnesota 1-2-3; Ohio State 1-2-3; at Indiana 5-3-8; Maryland 2-0-2; at Rutgers 2-4-6; Michigan State 1-1-2.

» KING'S CAREER STATISTICS & GAME HIGHS


	UA-A	TK	FF	FR	I	PBU	SACK	TFL
2021	1-2	3	-	-	-	-	-	-
2022	19-20	39	-	1	-	2	-	4.0-10
CAREER	20-22	42	-	1	-	2	-	4.0-10

Tackles 8; at Indiana, 11/5/22

Tackles for Loss 2.5; at Indiana, 11/5/22

Pass Breakups 1; Twice: Last: Minnesota, 10/22/22

Fumble Recoveries 1 (returned for TD); at Rutgers, 11/19/22



GRAYSON KLINE 89

Tight End | 6-5 | 234
Redshirt Senior
Sinking Spring, Pa./Warwick
Major: Criminology

» 2022

Season: Has appeared in one game...Named the coaching staff's Developmental Squad Offensive Player of the Game (Ohio, 9/10)... Graduated in August 2022 with bachelor's degree in criminology.



KEANDRE LAMBERT-SMITH 1

Wide Receiver | 6-1 | 176
Sophomore
Norfolk, Va./Maury
Major: Recreation, Parks & Tourism Management

» 2022

Season: Has played in 12 games at wide receiver, making seven starts... Made 21 receptions for 265 yards and three touchdowns...Against Michigan State (11/26), became the only wide receiver in program history to throw and receive a touchdown pass in the same game.

at Purdue (9/1): Made four receptions for 58 yards...Caught a 29-yard touchdown in the fourth quarter. **Ohio (9/10):** Tallied two grabs for 26 yards. **at Auburn (9/17):** Made two receptions for 16 yards...Completed a 25-yard pass to quarterback Sean Clifford in the second quarter, his first career pass attempt and completion. **Central Michigan (9/24):** Made a 4-yard reception. **Ohio State (10/29):** Caught two passes for 58 yards and a touchdown...Touchdown came on a 23-yard reception in the second quarter...Added a 35-yard catch. **at Indiana (11/5):** Hauled in one pass for nine yards. **Maryland (11/12):** Had one reception. **at Rutgers (11/19):** Made three receptions. **Michigan State (11/26):** Posted a season-best five catches for 83 yards and a score...Tossed a 48-yard touchdown pass to Theo Johnson in the second quarter.

» 2022 GAME-BY-GAME

Receiving (Receptions-Yards-TD)

at Purdue 4-58-1; Ohio 2-26-0; at Auburn 2-16-0; Central Michigan 1-4-0; Northwestern 0-0-0; at Michigan 0-0-0; Minnesota 0-0-0; Ohio State 2-58-1; at Indiana 1-9-0; Maryland 1-2-0; at Rutgers 3-9-0; Michigan State 5-83-1.

» LAMBERT-SMITH'S CAREER STATISTICS & GAME HIGHS

	Att.-Yds.	Avg.	TD	LG	Rec.-Yds.	Avg.	TD	LG
2020	-	-	-	-	15-138	9.2	-	20
2021	-	-	-	-	34-521	15.3	3	83
2022	-	-	-	-	21-265	12.6	3	35
CAREER	-	-	-	-	70-924	13.2	6	83

Receptions 5; Twice: Last: vs. Michigan State, 11/26/22

Receiving Yards 88; Villanova, 9/25/21

Receiving Touchdowns 1; Six Times: Last: vs. Michigan State, 11/26/22

Longest Reception 83 yards; Villanova, 9/25/21

20-yard Receptions 11; Last: vs. Michigan State, 11/26/22



KEYVONE LEE 24

Running Back | 6-0 | 225
Sophomore
St. Petersburg, Fla./American Collegiate Academy
Major: Recreation, Parks & Tourism Management

» 2022

Awards: Named to the Doak Walker Award watch list.

Season: Has appeared in five games, starting two games at running back...Named the coaching staff's offensive player of the game following Purdue (9/1).

at Purdue (9/1): Carried the ball nine times for 30 yards...Added two receptions for 15 yards and a score...Caught the game-winning 10-yard touchdown from Sean Clifford with 57 seconds remaining. **Ohio (9/10):** Tallied an 8-yard reception. **at Auburn (9/17):** Registered four carries for 18 yards, including a long rush of nine yards. **Northwestern (10/1):** Carried the ball 10 times for 40 yards with a long rush of 10 yards. **at Michigan (10/15):** Rushed once for six yards.

» 2022 GAME-BY-GAME

Rushing (Carries-Yards-TD)

at Purdue 9-30-0; Ohio 1-0-0; at Auburn 4-18-0; Central Michigan DNP; Northwestern 10-40-0 at Michigan 1-6-0; Minnesota DNP; Ohio State DNP; at Indiana DNP; Maryland DNP; at Rutgers DNP; Michigan State DNP.

Receiving (Receptions-Yards-TD)

at Purdue 2-15-1; Ohio 1-8-0; at Auburn 0-0-0; Central Michigan DNP; Northwestern 0-0-0; at Michigan 0-0-0; Minnesota DNP; Ohio State DNP; at Indiana DNP; Maryland DNP; at Rutgers DNP; Michigan State DNP.

» LEE'S CAREER STATISTICS & GAME HIGHS

	Att.-Yds.	Avg.	TD	LG	Rec.-Yds.	Avg.	TD	LG
2020	89-438	4.9	4	31	12-66	5.5	-	14
2021	108-530	4.9	2	44	15-130	8.7	-	24
2022	25-94	3.8	-	12	3-23	7.7	1	10
CAREER	222-1,062	4.8	6	44	30-219	7.3	1	24

Rushing Attempts 22; at Michigan, 11/28/20

Rushing Yards 134; at Michigan, 11/28/20

Rushing Touchdowns 1; Six Times, Last: Rutgers, 11/20/21

Longest Rush 44; Indiana, 10/2/21

Receptions 6; Iowa, 11/21/20

Receiving Yards 41; Iowa, 11/21/20

Receiving Touchdowns 1; Purdue 9/11/22

Longest Reception 24; Ball State 9/11/21

» LEE'S CAREER RETURN STATISTICS & GAME HIGHS

	KR-Yds.	Avg.	TD	LG	PR-Yds.	Avg.	TD	LG
2020	1-6	6.0	-	6	-	-	-	-
CAREER	1-6	6.0	-	6	-	-	-	-

Kick Returns 1; at Nebraska, 11/14/20

Kick Return Yards 6; at Nebraska, 11/14/20

Long Kick Return 6 yards; at Nebraska, 11/14/20

All-Purpose Yards 134 yards; at Michigan, 11/28/20



MALICK MEIGA 80

Wide Receiver | 6-4 | 200
Sophomore
Saint Jerome, QC/Cegep du Vieux
Major: Division of Undergraduate Studies

» 2022

Awards: Collected Academic All-Big Ten honors...Earned the team's John Bruno Memorial Outstanding Special Teams Award.

Season: Has appeared in all 12 games on offense and special teams...Has made three grabs for 19 yards and has forced a fumble.

Ohio (9/10): Tallied a career-high two receptions for 12 yards. **Maryland (11/12):** Picked up seven yards on one catch. **Michigan State (11/26):** Posted two tackles on special teams...Forced a fumble on a punt return.

» 2022 GAME-BY-GAME

Receiving (Receptions-Yards-TD)

at Purdue 0-0-0; Ohio 2-12-0; at Auburn 0-0-0; Central Michigan 0-0-0; Northwestern 0-0-0; at Michigan 0-0-0; Minnesota 0-0-0; Ohio State 0-0-0; at Indiana 0-0-0; Maryland 1-7-0; at Rutgers 0-0-0; Michigan State 0-0-0.

» MEIGA'S CAREER STATISTICS & GAME HIGHS

	Att.-Yds.	Avg.	TD	LG	Rec.-Yds.	Avg.	TD	LG
2021	-	-	-	-	3-78	26.0	1	67
2022	-	-	-	-	3-19	6.3	-	6
CAREER	-	-	-	-	6-97	16.2	1	67

Receptions 2; Ohio, 9/10/22

Receiving Yards 67; Rutgers, 11/20/21

Receiving Touchdowns 1; Rutgers, 11/20/21

Longest Reception 67; Rutgers, 11/20/21

Forced Fumbles 1; Michigan State, 11/26/22



CAM MILLER 5

Cornerback | 6-0 | 173
Freshman
Fernandina Beach, Fla./Trinity Christian Academy
Major: Division of Undergraduate Studies

» 2022

Season: Has appeared in 10 games...Owns five tackles (3 solo) on the year.

Ohio (9/10): Tallied three tackles. **Maryland (11/12):** Made one solo tackle. **at Rutgers (11/19):** Picked up a solo stop.

» 2022 GAME-BY-GAME

Tackles (Solo-Assisted-Total)

at Purdue DNP; Ohio 1-2-3; at Auburn 0-0-0; Central Michigan 0-0-0; Northwestern DNP; at Michigan 0-0-0; Minnesota 0-0-0; Ohio State 0-0-0; at Indiana 0-0-0; Maryland 1-0-1; at Rutgers 1-0-1; Michigan State 0-0-0.

» MILLER'S CAREER STATISTICS & GAME HIGHS

	UA-A	TK	FF	FR	I	PBU	SACK	TFL
2022	3-2	5	-	-	-	-	-	-
CAREER	3-2	5	-	-	-	-	-	-

Tackles 3; Ohio, 9/10/22



FATORMA MULBAH 55

Defensive Tackle | 6-3 | 296
Sophomore
Harrisburg, Pa./Susquehanna Township
Major: Supply Chain & Information Systems

» 2022

Awards: Earned Academic All-Big Ten honors.

Season: Has appeared in 12 games primarily on special teams.

» 2022 GAME-BY-GAME

Tackles (Solo-Assisted-Total)

at Purdue 0-0-0; Ohio 0-0-0; at Auburn 0-0-0; Central Michigan 0-0-0; Northwestern 0-0-0; at Michigan 0-0-0; Minnesota 0-0-0; Ohio State 0-0-0; at Indiana 0-0-0; Maryland 0-0-0; at Rutgers 0-0-0; Michigan State 0-0-0.

» MULBAH'S CAREER STATISTICS & GAME HIGHS

	UA-A	TK	FF	FR	I	PBU	SACK	TFL
2021	2-2	4	-	-	-	-	-	-
2022	-	-	-	-	-	-	-	-
CAREER	2-2	4	-	-	-	-	-	-

Tackles 2; Rutgers, 11/20/21



PJ MUSTIPHER 97
 Defensive Tackle | 6-4 | 318
 Senior+
 Owings Mills, Md./McDonogh School
 Major: Telecommunications

» 2022

Awards: Postseason: Selected All-Big Ten second team by the coaches and third team by the media...Tabbed AP All-Big Ten second team...Earned the team's Tim Shaw Thrive Award with Bryce Effner and the Lions Pride Outstanding Senior Player Award with Sean Clifford and Nick Tarburton.
Preseason: Named to the Rotary Lombardi Award, Bronko Nagurski Trophy, Outland Trophy and Reese's Senior Bowl watch lists...Named to preseason All-Big Ten third team by Pro Football Focus.

Season: Started 12 games at defensive tackle...Made 34 tackles (17 solo) with a tackle for loss and quarterback hurry...Named the coaching staff's Defensive Player of the Game (Northwestern, 10/1)...Voted a team captain...Is a team captain for the second-straight season.

at Purdue (9/1): Recorded a solo tackle. **at Auburn (9/17):** Made a solo tackle and added a quarterback hurry. **Central Michigan (9/24):** Registered a team-best six tackles (3 solo). **Northwestern (10/1):** Matched a career high in tackles with eight (4 solo), which included an assisted tackle for loss. **at Michigan (10/15):** Racked up six tackles (4 solo). **Ohio State (10/29):** Totaled three tackles (1 solo). **at Indiana (11/5):** Made one solo stop. **Maryland (11/12):** Assisted on one tackle. **at Rutgers (11/19):** Assisted on a tackle. **Michigan State (11/26):** Posted five total tackles (2 solo).

» 2022 GAME-BY-GAME

Tackles (Solo-Assisted-Total)

at Purdue 1-0-1; Ohio 0-0-0; at Auburn 1-1-2; Central Michigan 3-3-6; Northwestern 4-4-8; at Michigan 4-2-6; Minnesota 0-0-0; Ohio State 1-2-3; at Indiana 1-0-1; Maryland 0-1-1; at Rutgers 0-1-1; Michigan State 2-3-5.

» MUSTIPHER'S CAREER STATISTICS & GAME HIGHS

	UA-A	TK	FF	FR	I	PBU	SACK	TFL
2018	7-7	14	1	-	-	-	-	1.0-3
2019	14-23	37	1	-	-	-	1.0-9	4.5-25
2020	12-23	35	-	-	-	1	1.0-6	1.5-6
2021	16-5	21	-	-	-	-	1.0-9	3.0-16
2022	17-17	34	-	-	-	-	-	1.0-0
CAREER	66-75	141	2	-	-	1	3.0-24	11-50

Tackles 8; Twice: Last: Northwestern, 10/1/22

Tackles for Loss 2.0; Four Times: Last: at Iowa, 10/12/19

Sacks 1.0; Three Times: Last: Villanova, 9/25/21

Forced Fumbles 1; Twice: Last: at Iowa, 10/12/19

Pass Breakups 1; Maryland, 11/7/20



JB NELSON 55
 Offensive Line | 6-5 | 294
 Junior
 Pittsburgh, Pa./Mount Lebanon/Lackawanna CC
 Major: Division of Undergraduate Studies

» 2022

Season: Appeared in three games.

at Indiana (11/5): Saw significant action, helping the Nittany Lion running backs record four rushing touchdowns on the day...Paved the way for the offense to put up 483 total yards while only allowing one sack.



HUNTER NOURZAD 64
 Offensive Line | 6-3 | 312
 Redshirt Senior
 Marietta, Ga./The Walker School/Cornell
 Major: Management & Organizational Leadership (Master's)

» 2022

Awards: Named All-Big Ten honorable mention by the coaches and media.

Season: Appeared in 10 games at guard and center, with seven starts... Named the coaching staff's Offensive Player of the Game (Auburn, 9/17).

at Purdue (9/1): Helped Penn State gain 406 yards, including 308 through the air. **Ohio (9/10):** Aided the Penn State offense gain 572 yards...Nittany Lion freshmen (true and redshirt) combined for 423 of the 572 yards (74 percent)...Blocked for Sean Clifford, Drew Allar and Christian Veilleux, who combined for 338 passing yards...Paved way for the Nittany Lions to gain 234 yards rushing, including touchdown runs of 44 and 70 yards, both by Nicholas Singleton. **at Auburn (9/17):** Assisted the Nittany Lion offense in netting 477 yards of offense in the road victory...Helped Penn State finish with 245 yards rushing...Paved the way for five Nittany Lion rushing touchdowns...Prior to the five rushing touchdowns, Auburn had allowed just one rushing score in its last seven games dating back to 2021...Blocked for the freshmen tandem of Singleton and Kaytron Allen, who each had two rushing scores...Singleton had runs of 54 and 53 yards. **at Michigan (10/15):** Sean Clifford recorded 74 yards on the ground, including a career-best 62-yard run. **Minnesota (10/22):** Helped pave the way for Nicholas Singleton (79 yards) and Kaytron Allen (77 yards) who both topped 75 rushing yards in the game...Also pass blocked for Sean Clifford, who set his season high in passing yards in the game. **Ohio State (10/29):** Helped the offense put up 482 total yards, including 371 passing yards from Sean Clifford...Helped Kaytron Allen average 6.3 yards per carry on 12 carries while totaling two touchdowns. **at Indiana (11/5):** Helped the Nittany Lion running backs record four rushing touchdowns on the day...Paved the way for the offense to put up 483 total yards while only allowing one sack. **Maryland (11/12):** Helped the offense record its third straight game of 400-plus total yards...Blocked for a rushing attack that eclipsed the 200-yard mark for the fourth time this season...Offensive line did not allow a sack. **at Rutgers (11/19):** Paved the way for the fifth 200-yard rushing game of the season and the fourth consecutive game of 400-plus total yards of offense...Helped pave way for Allen to rush for a career-high 117 yards. **Michigan State (11/26):** Helped the rushing attack outgain the Spartans 160-25 on the ground...Blocked for Sean Clifford as he completed his sixth four-touchdown game of his career and led the offense to its fifth consecutive game with 400-plus total yards.



GABRIEL NWOSU 99
 Kicker/Punter | 6-6 | 268
 Redshirt Freshman
 Derwood, Md./The Bullis School
 Major: Division of Undergraduate Studies

» 2022

Awards: Collected Academic All-Big Ten honors.

Season: Has appeared in eight games, sharing time as a kickoff specialist and punter.

at Purdue (9/1): Had three kickoffs, averaging 63.7 yards, and two touchbacks. **Ohio (9/10):** Kicked off four times, knocking two for touchbacks. **at Auburn (9/17):** Totalled five kickoffs for 320 yards, averaging 64.0 yards per each kick and registered two touchbacks. **Central Michigan (9/24):** Had a 61-yard kickoff. **Northwestern (10/1):** Averaged 63 yards on a pair of kickoffs and had one touchback. **at Michigan (10/15):** Kicked off once for 48 yards. **Minnesota (10/22):** Kicked off twice for a total of 132 yards. **at Indiana (11/5):** Saw the first punting action of his career...Had two punts for 68 yards.

» NWOSU'S CAREER PUNTING STATISTICS & GAME HIGHS

	Punts	Yards	Avg.	I-20	FC	50+	LG	BLK
2022	2	68	34	-	-	-	36	-
CAREER	2	68	34	-	-	-	36	-

Punts 2; at Indiana, 11/5/22
 Punt Yards 68; at Indiana, 11/5/22
 Punt Average 34.0; at Indiana, 11/5/22
 Longest Punt 36 yards; at Indiana, 11/5/22

» NWOSU'S CAREER KICKOFF STATISTICS & GAME HIGHS

	KO	Yds.	Avg.	TB	OB
2022	18	1,138	63.2	7	1
CAREER	18	1,138	63.2	7	1

Kickoffs 5; at Auburn, 9/17/22
 Kickoff Yards 320; at Auburn, 9/17/22
 Kickoff Average 65.0; Ohio, 9/10/22
 Touchbacks 2; Three Times: Last: at Auburn, 9/17/22



JAKE PINEGAR 92
 Kicker | 6-2 | 199
 Redshirt Senior
 Ankeny, Iowa/Ankeny Centennial
 Major: Health Policy & Administration

» CAREER NOTES & RECORDS

Career: Is number one on the career extra points list (190), fourth in field goals (49), fourth in field goal attempts (67), and seventh in field goal percentage (73.1)...Is second on the all-time scoring list with 337 points... Is just the third Nittany Lion in program history to reach 300 career points.

» 2022

Awards: Postseason: Earned Academic All-Big Ten honors...Named All-Big Ten honorable mention by the media. **Weekly:** Named Big Ten Special Teams Player of the Week (Maryland, 11/12).

Season: Started 12 games as Penn State's placekicker and has also shared duties on kickoffs...Has connected on 12-of-14 field goal attempts, with a long kick of 50 yards...Named the coaching staff's Special Teams Player of the Game three times (Auburn, 9/17; Indiana, 11/5; Maryland, 11/12).

at Purdue (9/1): Connected on all five extra points. **Ohio (9/10):** Made a 25-yard field goal and converted on 5-of-6 extra points. **at Auburn (9/17):** Converted on two field goals, making kicks of 48 and 22 yards... Also connected on all five extra points. **Central Michigan (9/24):** Made three extra points...Kicked off four times, tallying three touchbacks. **Northwestern (10/1):** Converted on a 38-yard field goal in the fourth quarter...Made both extra point attempts. **at Michigan (10/15):** Was perfect on the day, knocking through two extra points and one field goal... Also kicked off three times and averaged 61 yards per kick. **Minnesota (10/22):** Knocked through all six extra point attempts... Added a 41-yard field goal...Kicked off six times and averaged 65 yards per kick with four touchbacks. **Ohio State (10/29):** Drilled all four extra point attempts... Also connected on a 44-yard field goal. **at Indiana (11/5):** Connected on a career-long 50-yard field goal...Knocked in all six of his extra point attempts...Six of his seven kickoffs went for touchbacks while dealing with windy conditions. **Maryland (11/12):** Drilled three field goals in a game for the first time since Nov. 14, 2020 at Nebraska...Converted one from 50, one from 46, one from 21...Nailed a career long-tying 50-yarder for the second-straight week...Knocked through all three extra point attempts. **at Rutgers (11/19):** Drilled a 22-yard field goal attempt and six extra points. **Michigan State (11/26):** Connected on all five extra point attempts.

» PINEGAR'S CAREER SCORING STATISTICS & GAME HIGHS

	FGM-A	%	0-19	20-29	30-39	40-49	50+	LG	XP	PTS
2018	16-24	66.6	1-1	5-5	5-7	5-11	-	49	53-55	101
2019	11-12	91.7	-	4-4	4-5	3-3	-	47	56-58	89
2020	9-13	69.2	-	4-5	4-5	1-3	-	40	27-28	54
2021	1-2	50.0	-	-	-	1-1	0-1	43	2-2	5
2022	12-16	75.0	-	5-6	1-3	3-4	2-2	50	52-54	79
Career	49-67	73.1	1-1	17-19	14-20	13-22	2-3	50	190-197	337


PATs Made 10; Idaho, 8/31/19
 PATs Attempted 10; Idaho, 8/31/19
 Field Goals Made 3; Four Times: Last: Maryland, 11/12/22
 Field Goals Attempted 5; Wisconsin, 11/10/18
 Longest Field Goal 50; Twice: Last vs. Maryland, 11/12/22
 Points Scored 16; Idaho, 8/31/19
 10+ Point Games 8; Last: vs. Maryland (12), 11/12/22

64 2022 PENN STATE FOOTBALL

» PINEGAR'S CAREER KICKOFF STATISTICS & GAME HIGHS

	KO	Yds.	Avg.	TB	OB
2018	3	184	61.3	0	0
2019	-	-	-	-	-
2020	-	-	-	-	-
2021	-	-	-	-	-
2022	46	2,950	64.1	31	1
CAREER	49	3,134	64.0	31	1

Kickoffs 7; Twice; last at Rutgers, 11/19/22
Kickoff Yards 451; at Indiana, 11/5/22
Kickoff Average 65.0; Twice; Last: Minnesota, 10/22/22
Touchbacks 5; at Rutgers, 11/19/22



JOEY PORTER JR. 9

Cornerback | 6-2 | 194
 Redshirt Junior
 Bakersfield, Calif./North Allegheny (Pa.)
 Major: Rehabilitation and Human Services

» CAREER NOTES & RECORDS

Game: Records Set: Six pass breakups at Purdue set a school record...The six breakups tied a then-Big Ten record for a single game with Michigan's Jourdan Lewis (vs. Michigan State, 2015) and Minnesota's Michael Carter (vs. Purdue, 2012). **Notable:** The six breakups are tied for the second-most in an FBS game this season.

» 2022

Awards: Postseason: Named All-America second team by the AFCA, Associated Press, FWA, Walter Camp Football Foundation and CBS Sports...Named first-team All-Big Ten by the coaches and media...Tabbed first-team AP All-Big Ten...Named Pro Football Focus All-Big Ten second team...Earned the team's Most Valuable Defensive Player. **Midseason:** Was a Jim Thorpe Award, Chuck Bednarik Award and Lott IMPACT Trophy semifinalist. **Weekly:** Earned the Bednarik Award National Player of the Week (9/6). **Preseason:** Named to the Bronko Nagurski Trophy and Lott IMPACT Trophy watch lists...Named preseason All-Big Ten second team by Pro Football Focus.

Season: Has started ten games at cornerback...Has 27 tackles (21 solo), 11 pass breakups and a fumble recovery...Named the coaching staff's Defensive Player of the Game following Purdue (9/1).

at Purdue (9/1): Tallied a career-high six pass breakups...Recovered a fumble in the second quarter, his first career fumble recovery...Recorded a team-high eight tackles, all solo. **Ohio (9/10):** Made a solo stop. **at Auburn (9/17):** Made two solo tackles. **Central Michigan (9/24):** Broke up three passes...Tallied five tackles (2 solo). **Northwestern (10/1):** Assisted on a tackle and added a pass breakup. **at Michigan (10/15):** Picked up four tackles (3 solo). **Minnesota (10/22):** Collected one pass breakup and one quarterback hurry. **Ohio State (10/29):** Picked up four solo stops. **at Indiana (11/5):** Made a solo stop. **Michigan State (11/26):** Assisted on one tackle.

» 2022 GAME-BY-GAME

Tackles (Solo-Assisted-Total)

at Purdue 8-0-8; Ohio 1-0-1; at Auburn 2-0-2; Central Michigan 2-3-5; Northwestern 0-1-1; at Michigan 3-1-4; Minnesota 0-0-0; Ohio State 4-0-4; at Indiana 1-0-1; Maryland DNP; at Rutgers DNP; Michigan State 0-1-1.

» PORTER'S CAREER STATISTICS & GAME HIGHS

	UA-A	TK	FF	FR	I	PBU	SACK	TFL
2019	2-1	3	-	-	-	1	-	-
2020	24-9	33	-	-	-	4	1.0-8	2.0-9
2021	40-11	51	1	-	1	4	-	-
2022	21-6	27	-	1	-	11	-	-
CAREER	87-27	114	1	1	1	20	1.0-8	2.0-9

Tackles 9; Illinois, 10/23/21
Tackles For Loss 1.0; Twice; Last: at Rutgers, 12/5/20
Sacks 1.0; at Indiana, 10/24/20
Forced Fumbles 1; Auburn, 9/18/21
Fumble Recoveries 1; at Purdue, 9/1/22
Interceptions 1; Indiana, 10/2/21
Pass Breakups 6; at Purdue, 9/1/22



JAYLEN REED 7

Safety | 6-0 | 208
 Sophomore
 Detroit, Mich./Martin Luther King
 Major: Division of Undergraduate Studies

» 2022

Season: Appeared in 12 games...Has 31 tackles (23 solo), two tackles for loss, three pass breakups and a quarterback hurry.

at Purdue (9/1): Posted three solo tackles. **Ohio (9/10):** Made two tackles...Added a pass breakup. **Auburn (9/17):** Registered three solo stops...Added a quarterback hurry, which resulted in a Zakee Wheatley interception in the first quarter. **Central Michigan (9/24):** Logged three tackles (2 solo). **Northwestern (10/1):** Made three tackles (2 solo). **at Michigan (10/15):** Picked up four tackles. **Minnesota (10/22):** Assisted on two tackles...Added a pass breakup. **Ohio State (10/29):** Made two solo stops, including a tackle for loss. **at Indiana (11/5):** Picked up a career-high five tackles (4 solo), including a tackle for loss. **Maryland (11/12):** Assisted on one tackle. **at Rutgers (11/19):** Made a solo tackle. **Michigan State (11/26):** Posted a solo tackle...Broke up a pass.

» 2022 GAME-BY-GAME

Tackles (Solo-Assisted-Total)

at Purdue 3-0-3; Ohio 1-1-2; Auburn 3-0-3; Central Michigan 2-1-3; Northwestern 2-1-3; at Michigan 1-3-4; Minnesota 2-0-2; Ohio State 2-0-2; at Indiana 4-1-5; Maryland 0-1-1; at Rutgers 1-0-1; Michigan State 1-0-1.

» REED'S CAREER STATISTICS & GAME HIGHS

	UA-A	TK	FF	FR	I	PBU	SACK	TFL
2021	4-2	6	-	-	-	-	-	-
2022	23-8	31	-	-	-	3	-	2.0-6
CAREER	27-10	37	-	-	-	3	-	2.0-6

Tackles 5; at Indiana, 11/5/22
Tackles For Loss 1.0; Twice; Last at Indiana, 11/5/22
Pass Breakups 1; Three times; Last: Michigan State, 11/26/22




STEPHEN RIPKA 36

Cornerback | 6-2 | 179
 Redshirt Freshman
 Centre Hall, Pa./Penns Valley
 Major: Division of Undergraduate Studies

» 2022

Season: Appeared in one game this season...Named the coaching staff's Developmental Squad Defensive Player of the Game (Ohio, 9/10; Ohio State, 10/29)...Earned the coaching staff's Developmental Squad Special Teams Player of the Game (Rutgers, 11/19).



CHOP ROBINSON 44

Defensive End | 6-3 | 239
 Sophomore
 Gaithersburg, Md./Quince Orchard
 Major: Division of Undergraduate Studies

» 2022

Awards: Named PFF All-Big Ten second team...Selected All-Big Ten honorable mention by the coaches and media...Earned the team's Reid Robinson Outstanding Defensive Lineman Award with Adisa Isaac.

Season: Has appeared in 11 games...Has 23 tackles (17 solo), 8.5 tackles for loss, four sacks, two pass breakups, two quarterback hurries, a fumble recovery and a forced fumble...Named the coaching staff's Defensive Player of the Week twice (Ohio, 9/10; Maryland 11/12).

at Purdue (9/1): Recorded a key QB hurry on the final play of the game, forcing an incompleteness...Added a solo stop. **Ohio (9/10):** Assisted on two tackles, equaling a full tackle for loss...Added a pass breakup. **at Auburn (9/17):** Recorded his first sack in a Nittany Lion uniform...Forced a fumble on the sack, the first of his career...Recovered a fumble in the third quarter on Ji'Ayir Brown's sack...Added a quarterback hurry. **Central Michigan (9/24):** Assisted on a tackle and added a quarterback hurry. **Northwestern (10/1):** Made four tackles (2 solo) and assisted on a tackle for loss. **at Michigan (10/15):** Tipped a pass at the line of scrimmage which was picked off and returned for a 47-yard touchdown by Curtis Jacobs... Added a tackle for loss among his career-high five tackles. **Ohio State (10/29):** Collected a solo stop. **at Indiana (11/5):** Picked up two tackles for loss, including one sack. **Maryland (11/12):** Totaled three tackles, including a career-high two sacks. **Michigan State (11/26):** Posted three solo tackles, including a tackle for loss.

» 2022 GAME-BY-GAME

Tackles (Solo-Assisted-Total)

at Purdue 1-0-1; Ohio 0-2-2; at Auburn 1-0-1; Central Michigan 0-1-1; Northwestern 2-2-4; at Michigan 4-1-5; Minnesota DNP; Ohio State 1-0-1; at Indiana 2-0-2; Maryland 3-0-3; at Rutgers 0-0-0; Michigan State 3-0-3.

» ROBINSON'S CAREER STATISTICS & GAME HIGHS

	UA-A	TK	FF	FR	I	PBU	SACK	TFL
2021*	12-7	19	-	-	-	-	2.0-16	2.5-18
2022	17-6	23	1	1	-	2	4.0-19	8.5-29
PSU	17-6	23	1	1	-	2	4.0-19	8.5-29
CAREER	29-13	42	1	1	-	2	6.0-35	11.0-47

Tackles 5; at Michigan, 10/15/22
Tackles For Loss 2.0; Twice; Last vs. Maryland, 11/12/22
Sacks 2.0; Maryland, 11/12/22
Forced Fumbles 1; at Auburn, 9/17/22
Fumble Recoveries 1; at Auburn, 9/17/22
Pass Breakups 1; Twice; Last at Michigan, 10/15/22
 *At Maryland (2021).



CODY ROMANO 48

Linebacker | 6-2 | 223
 Redshirt Senior
 Newton, N.J./Blair Academy
 Major: Recreation, Parks & Tourism Management

» 2022

Season: Has appeared in five games...Named the coaching staff's Developmental Squad Defensive Player of the Week three times (Purdue, 9/1; Northwestern, 10/1; Maryland, 11/12)...Tabbed the coaching staff's Developmental Squad Special Teams Player of the Week twice (Purdue, 9/1; Central Michigan, 9/24).

at Auburn (9/17): Made a solo tackle.

» 2022 GAME-BY-GAME

Tackles (Solo-Assisted-Total)

at Purdue DNP; Ohio 0-0-0; at Auburn 1-0-1; Central Michigan 0-0-0; Northwestern DNP; at Michigan DNP; Minnesota 0-0-0; Ohio State DNP; at Indiana DNP; Maryland 0-0-0; at Rutgers DNP; Michigan State DNP.

» ROMANO'S CAREER STATISTICS & GAME HIGHS

	UA-A	TK	FF	FR	I	PBU	SACK	TFL
2021	1-0	1	-	-	-	-	-	-
2022	1-0	1	-	-	-	-	-	-
CAREER	2-0	2	-	-	-	-	-	-

Tackles1; Twice: Last: at Auburn, 9/17/22



DOMINIC RULLI 52
Offensive Line | 6-3 | 280
Freshman
Burlington, Ky./The Taft School (Conn.)
Major: Division of Undergraduate Studies

» 2022

Season: Has appeared in one game.



SANDER SAHAYDAK 93
Kicker | 6-0 | 176
Redshirt Freshman
Bethlehem, Pa./Liberty
Major: Division of Undergraduate Studies

» 2022

Awards: Earned Academic All-Big Ten honors.

Season: Has appeared in seven games, primarily sharing kickoff duties.

at **Purdue (9/1)**: Recorded three kickoffs, averaging 64.0 yards, and one touchback. **Ohio (9/10)**: Had four kickoffs and averaged 60.0 yards per kick. at **Auburn (9/17)**: Kicked off three times, averaging 64.7 yards per kick with one touchback. at **Indiana (11/5)**: Kicked off once for 59 yards. at **Rutgers (11/19)**: Drilled his first career field goal and first extra point.

» SAHAYDAK'S CAREER KICKOFF STATISTICS & GAME HIGHS

	KO	Yds.	Avg.	TB	OB
2022	15	934	62.3	4	1
CAREER	15	934	62.3	4	1

Kickoffs4; Ohio, 9/10/22

Kickoff Yards240; Ohio, 9/10/22

Kickoff Average64.7; at Auburn, 9/17/22

Touchbacks2; at Rutgers, 11/19/22

» SAHAYDAK'S CAREER SCORING STATISTICS & GAME HIGHS

	FGM-A	%	0-19	20-29	30-39	40-49	50+	LG	XP	PTS
2022	1-2	50.0	-	1-1	-	-	0-1	-	1	4
Career	1-2	50.0	-	1-1	-	-	0-1	-	1	4

PATs Made1; at Rutgers, 11/19/22

PATs Attempted1; at Rutgers, 11/19/22

Field Goals Made1; at Rutgers, 11/19/22

Field Goals Attempted1; Twice: Last at Rutgers, 11/19/22

Longest Field Goal20; at Rutgers, 11/19/22

Points Scored4; 1; at Rutgers, 11/19/22



KADEN SAUNDERS 7
Wide Receiver | 5-10 | 178
Freshman
Columbus, Ohio/Westerville South
Major: Division of Undergraduate Studies

» 2022

Season: Has appeared in two games...Named the coaching staff's Developmental Squad Offensive Player of the Week (Indiana, 11/5).

Ohio (9/10): Made two grabs for 21 yards.

» 2022 GAME-BY-GAME

Receiving (Receptions-Yards-TD)

at **Purdue** DNP; **Ohio** 2-21-0; at **Auburn** 0-0-0; **Central Michigan** DNP; **Northwestern** DNP; at **Michigan** DNP; **Minnesota** DNP; **Ohio State** DNP; at **Indiana** DNP; **Maryland** DNP; at **Rutgers** DNP; **Michigan State** DNP.


» SAUNDERS' CAREER STATISTICS & GAME HIGHS

	Att.-Yds.	Avg.	TD	LG	Rec.-Yds.	Avg.	TD	LG
2022	-	-	-	-	2-21	10.5	-	13
CAREER	-	-	-	-	2-21	10.5	-	13

Receptions2; Ohio, 9/10/22

Receiving Yards21; Ohio, 9/10/22

Longest Reception13; Ohio, 9/10/22



JUICE SCRUGGS 70
Offensive Line | 6-3 | 310
Redshirt Senior
Ashtabula, Ohio/Cathedral Prep (Pa.)
Major: Hospitality Management

» 2022

Awards: **Postseason**: Selected All-Big Ten third team by the coaches... Tabbed All-Big Ten honorable mention by the media...Named to the Rimington Trophy watch list.

Season: Has started 12 games at center...Named the coaching staff's Offensive Player of the Game following Auburn (9/17)...Voted a team captain.

at **Purdue (9/1)**: Helped Penn State gain 406 yards, including 308 through the air. **Ohio (9/10)**: Aided the Penn State offense gain 572 yards...Nittany Lion freshmen (true and redshirt) combined for 423 of the 572 yards (74 percent)...Blocked for Sean Clifford, Drew Allar and Christian Veilleux, who combined for 338 passing yards...Paved way for the Nittany Lions to gain 234 yards rushing, including touchdown runs of 44 and 70 yards, both by Nicholas Singleton. at **Auburn (9/17)**: Assisted the Nittany Lion offense in netting 477 yards of offense in the road victory...Helped Penn State finish with 245 yards rushing...Paved the way for five Nittany Lion rushing touchdowns...Prior to the five rushing touchdowns, Auburn had allowed just one rushing score in its last seven games dating back to 2021...Blocked for the freshmen tandem of Singleton and Kaytron Allen, who each had two rushing scores...Singleton had runs of 54 and 53 yards.

Central Michigan (9/24): Penn State totaled 403 yards of offense in the win...Helped Clifford account for four touchdowns (3 passing, 1 rushing)... Paved way for Allen's 111 yards on the ground and one touchdown.

Northwestern (10/1): Penn State totaled 360 yards of offense including 220 yards on the ground. at **Michigan (10/15)**: Sean Clifford recorded 74 yards on the ground, including a career-best 62-yard run. **Minnesota (10/22)**: Helped pave the way for Nicholas Singleton (79 yards) and Kaytron Allen (77 yards) who both topped 75 rushing yards in the game... Also pass blocked for Sean Clifford, who set his season high in passing yards.

Ohio State (10/29): Helped the offense put up 482 total yards, including 371 passing yards from Sean Clifford...Helped Kaytron Allen average 6.3 yards per carry on 12 carries while totaling two touchdowns. at **Indiana (11/5)**: Helped the Nittany Lion running backs record four rushing touchdowns on the day...Paved the way for the offense to put up 483 total yards while only allowing one sack. **Maryland (11/12)**: Helped the offense record its third straight game of 400-plus total yards...Blocked for a rushing attack that eclipsed the 200-yard mark for the fourth time this season...Offensive line did not allow a sack. at **Rutgers (11/19)**: Paved the way for the fifth 200-yard rushing game of the season and the fourth consecutive game of 400-plus total yards of offense...Helped pave way for Allen to rush for a career-high 117 yards. **Michigan State (11/26)**: Helped the rushing attack outgain the Spartans 160-25 on the ground...Blocked for Sean Clifford as he completed his sixth four-touchdown game of his career and led the offense to its fifth consecutive game with 400-plus total yards.


at **Indiana (11/5)**: Helped the Nittany Lion running backs record four rushing touchdowns on the day...Paved the way for the offense to put up 483 total yards while only allowing one sack. **Maryland (11/12)**: Helped the offense record its third straight game of 400-plus total yards...Blocked for a rushing attack that eclipsed the 200-yard mark for the fourth time this season...Offensive line did not allow a sack. at **Rutgers (11/19)**: Paved the way for the fifth 200-yard rushing game of the season and the fourth consecutive game of 400-plus total yards of offense...Helped pave way for Allen to rush for a career-high 117 yards. **Michigan State (11/26)**: Helped the rushing attack outgain the Spartans 160-25 on the ground...Blocked for Sean Clifford as he completed his sixth four-touchdown game of his career and led the offense to its fifth consecutive game with 400-plus total yards.

at **Indiana (11/5)**: Helped the Nittany Lion running backs record four rushing touchdowns on the day...Paved the way for the offense to put up 483 total yards while only allowing one sack. **Maryland (11/12)**: Helped the offense record its third straight game of 400-plus total yards...Blocked for a rushing attack that eclipsed the 200-yard mark for the fourth time this season...Offensive line did not allow a sack. at **Rutgers (11/19)**: Paved the way for the fifth 200-yard rushing game of the season and the fourth consecutive game of 400-plus total yards of offense...Helped pave way for Allen to rush for a career-high 117 yards. **Michigan State (11/26)**: Helped the rushing attack outgain the Spartans 160-25 on the ground...Blocked for Sean Clifford as he completed his sixth four-touchdown game of his career and led the offense to its fifth consecutive game with 400-plus total yards.

at **Indiana (11/5)**: Helped the Nittany Lion running backs record four rushing touchdowns on the day...Paved the way for the offense to put up 483 total yards while only allowing one sack. **Maryland (11/12)**: Helped the offense record its third straight game of 400-plus total yards...Blocked for a rushing attack that eclipsed the 200-yard mark for the fourth time this season...Offensive line did not allow a sack. at **Rutgers (11/19)**: Paved the way for the fifth 200-yard rushing game of the season and the fourth consecutive game of 400-plus total yards of offense...Helped pave way for Allen to rush for a career-high 117 yards. **Michigan State (11/26)**: Helped the rushing attack outgain the Spartans 160-25 on the ground...Blocked for Sean Clifford as he completed his sixth four-touchdown game of his career and led the offense to its fifth consecutive game with 400-plus total yards.

at **Indiana (11/5)**: Helped the Nittany Lion running backs record four rushing touchdowns on the day...Paved the way for the offense to put up 483 total yards while only allowing one sack. **Maryland (11/12)**: Helped the offense record its third straight game of 400-plus total yards...Blocked for a rushing attack that eclipsed the 200-yard mark for the fourth time this season...Offensive line did not allow a sack. at **Rutgers (11/19)**: Paved the way for the fifth 200-yard rushing game of the season and the fourth consecutive game of 400-plus total yards of offense...Helped pave way for Allen to rush for a career-high 117 yards. **Michigan State (11/26)**: Helped the rushing attack outgain the Spartans 160-25 on the ground...Blocked for Sean Clifford as he completed his sixth four-touchdown game of his career and led the offense to its fifth consecutive game with 400-plus total yards.

at **Indiana (11/5)**: Helped the Nittany Lion running backs record four rushing touchdowns on the day...Paved the way for the offense to put up 483 total yards while only allowing one sack. **Maryland (11/12)**: Helped the offense record its third straight game of 400-plus total yards...Blocked for a rushing attack that eclipsed the 200-yard mark for the fourth time this season...Offensive line did not allow a sack. at **Rutgers (11/19)**: Paved the way for the fifth 200-yard rushing game of the season and the fourth consecutive game of 400-plus total yards of offense...Helped pave way for Allen to rush for a career-high 117 yards. **Michigan State (11/26)**: Helped the rushing attack outgain the Spartans 160-25 on the ground...Blocked for Sean Clifford as he completed his sixth four-touchdown game of his career and led the offense to its fifth consecutive game with 400-plus total yards.



JADEN SEIDER 26
Safety | 5-10 | 179
Redshirt Junior
Morgantown, W.Va./State College Area
Major: Labor and Human Resources

» 2022

Awards: Earned Academic All-Big Ten honors.

Season: Has appeared in two games...Named the coaching staff's Developmental Squad Defensive Player of the Week twice (Auburn, 9/17; Ohio State, 10/29).



DREW SHELTON 66
Offensive Line | 6-5 | 279
Freshman
Downingtown, Pa./Downingtown West
Major: Division of Undergraduate Studies

» 2022

Season: Has appeared in six games, making four starts.

at **Indiana (11/5)**: Made his first career start at left tackle...Helped the Nittany Lion running backs record four rushing touchdowns on the day... Paved the way for the offense to put up 483 total yards while only allowing one sack. **Maryland (11/12)**: Made his second consecutive start...Helped the offense record its third straight game of 400-plus total yards...Blocked for a rushing attack that eclipsed the 200-yard mark for the fourth time this season...Offensive line did not allow a sack. at **Rutgers (11/19)**: Paved the way for the fifth 200-yard rushing game of the season and the fourth consecutive game of 400-plus total yards of offense...Helped pave way for Allen to rush for a career-high 117 yards. **Michigan State (11/26)**: Helped the rushing attack outgain the Spartans 160-25 on the ground...Blocked for Sean Clifford as he completed his sixth four-touchdown game of his career and led the offense to its fifth consecutive game with 400-plus total yards.



SAM SIAFA 76
Offensive Line | 6-4 | 280
Freshman
Downingtown, Pa./Downingtown West
Major: Division of Undergraduate Studies

» 2022

Season: Has appeared in one game... Named the coaching staff's Developmental Squad Offensive Player of the Week twice (Auburn, 9/17; Ohio State, 10/29).



NICHOLAS SINGLETON 10
Running Back | 6-0 | 219
Freshman
Shillington, Pa./Governor Mifflin
Major: Division of Undergraduate Studies

» CAREER NOTES & RECORDS

Game: Records Set: Ran for 179 yards in the home opener win over Ohio (9/10), a Penn State record for a Beaver Stadium debut. **Notable**: Against Ohio (9/10), became the first Nittany Lion with multiple 40+ yard touchdown runs in a game since Larry Johnson at Indiana on Nov. 16, 2002...Was the first Penn Stater with three 40+ yard runs in a game since Johnson's performance against Indiana...The 70-yard touchdown run in the first quarter was Penn State's longest run since an 85-yard run by Journey Brown against Pittsburgh in 2019...The run was the longest by a Nittany Lion freshman since Devyn Ford's 81-yard run against Idaho in 2019.

Season: Records Set: With 10 rushing touchdowns this season, Singleton passed Noah Cain (2019) for the most rushing touchdowns by a freshman in program history...Singleton (941) and Kaytron Allen (830) are the first true freshman teammates in Big Ten history each with 700 or more rushing yards in a single season.

66 2022 PENN STATE FOOTBALL

» 2022

Awards: Postseason: Earned Big Ten Thompson-Randle El Freshman of the Year...Named an On3 and 247 True Freshman All-American...Tabbed a College Football News Freshman All-American...Named AP Big Ten Newcomer of the Year...Voted All-Big Ten second team return specialist by the media and honorable mention by the coaches...Tabbed All-Big Ten third team by the coaches and media as a running back...Selected third-team All-Big Ten as a return specialist by Pro Football Focus. **Weekly:** Named Big Ten Freshman of the Week three times (9/12 - Ohio; 9/19 - Auburn; 11/14 - Maryland). **Preseason:** Named Preseason Freshman All-American by On3 and 247Sports.

Season: Has appeared in 12 games, making seven starts at running back...Has also handled returning kickoffs...Leads team with 941 yards rushing on 149 carries (6.3 average) with 10 touchdowns...Has 11 rushes for 20+ yards this season...Named the coaching staff's Offensive Player of the Game three times (Ohio, 9/10; Indiana, 11/5; Maryland 11/12)... Tabbed the coaching staff's Special Teams Player of the Game (Rutgers, 11/19).

at Purdue (9/1): Recorded 10 carries for 31 yards...Returned three kicks for 65 yards, including a long return of 25 yards. **Ohio (9/10):** Ran for a career-high 179 yards on 10 carries with two touchdowns... Scored on a 70-yard run in the first quarter, his first career touchdown... Added a 44-yard touchdown in the third quarter...Had three runs of 40-plus yards...Finished with 219 all-purpose yards (179 rushing, 40 kick return). **at Auburn (9/17):** Finished with 10 rushes for 124 yards and two touchdowns...Scored on a 54-yard run in the fourth quarter and a 1-yard run in the third quarter...Had a 53-yard run in the third quarter, setting up his 1-yard score. **Central Michigan (9/24):** Ran for 42 yards on 12 carries...Tallied a 21-yard rush in the third quarter. **Northwestern (10/1):** Paced the team with 87 yards on 21 carries and a touchdown with a long run of 19 yards...Scored on a 2-yard run in the second quarter...Added an 11-yard reception. **at Michigan (10/15):** Gained 19 yards on six carries. **Minnesota (10/22):** Ran 13 times for 79 yards and two touchdowns...Added two catches for 28 yards...Recorded a 30-yard rushing touchdown, a 16-yard rushing touchdown and a 22-yard reception to add to his resume of explosive plays. **Ohio State (10/29):** Gained 45 yards on 14 carries...Caught one pass for six yards. **at Indiana (11/5):** Rushed 16 times for 73 yards and a 1-yard touchdown. **Maryland (11/12):** Averaged 11.1 yards per carry on 11 rushes, totaling 122 yards and two scores...His touchdowns came on 45-yard and 27-yard carries in the first half...Caught one pass for five yards. **at Rutgers (11/19):** Picked up 62 yards on the ground on nine carries, with a long rush of 26 yards...Added one grab for five yards...Returned a kickoff 100 yards for a touchdown. **Michigan State (11/26):** Recorded 17 carries, gaining 78 yards on the ground...Added a career high three catches for 30 yards and his first receiving touchdown.

» 2022 GAME-BY-GAME

Rushing (Carries-Yards-TD)

at Purdue 10-31-0; Ohio 10-179-2; at Auburn 10-124-2; Central Michigan 12-42-0; Northwestern 21-87-1; at Michigan 6-19-0; Minnesota 13-79-2; Ohio State 14-45-0; at Indiana 16-73-1; Maryland 11-122-2; at Rutgers 9-62-0; Michigan State 17-78-0.

Receiving (Receptions-Yards-TD)

at Purdue 0-0-0; Ohio 1-0-0; at Auburn 0-0-0; Central Michigan 1-0-0; Northwestern 1-11-0; at Michigan 0-0-0; Minnesota 2-28-0; Ohio State 1-6-0; at Indiana 0-0-0; Maryland 1-5-0; at Rutgers 1-5-0; Michigan State 3-30-1.

» SINGLETON'S CAREER STATISTICS & GAME HIGHS

	Att.-Yds.	Avg.	TD	LG	Rec.-Yds.	Avg.	TD	LG
2022	149-941	6.3	10	70	11-85	7.7	1	22
CAREER	149-941	6.3	10	70	11-85	7.7	1	22

Rushing Attempts 21; Northwestern, 10/1/22
Rushing Yards 179; Ohio, 9/10/22
Longest Rush 70; Ohio, 9/10/22
Touchdowns 2; Four times: Last: vs. Maryland, 11/12/22

Receptions 3; Michigan State, 11/26/22
Receiving Yards 30; Michigan State, 11/26/22
Receiving Touchdowns 1; Michigan State, 11/26/22
Longest Reception 22; Minnesota, 10/22/22
Longest Kickoff Return 100 (returned for TD); at Rutgers, 11/19/22



TANK SMITH 38
 Running Back | 5-7 | 226
 Redshirt Junior
 Pittsburgh, Pa./ Penn Hills/Saint Francis
 Major: Telecommunications

» 2022

Season: Has appeared in six games.

Ohio (9/10): Tallied two carries for a career-best 14 yards...Added a reception. **Minnesota (10/22):** Toted the ball four times for 13 yards. **at Indiana (11/5):** Recorded six rushing yards. **Maryland (11/12):** Ran the ball six times for 13 yards. **at Rutgers (11/19):** Carried the ball once.

» 2022 GAME-BY-GAME

Rushing (Carries-Yards-TD)

at Purdue DNP; Ohio 2-14-0; at Auburn DNP; Central Michigan DNP; Northwestern 0-0-0; at Michigan DNP; Minnesota 4-13-0; Ohio State DNP; at Indiana 6-6-0; Maryland 6-13-0; at Rutgers 1-0-0; Michigan State DNP.

Receiving (Receptions-Yards-TD)

at Purdue DNP; Ohio 1-2-0; at Auburn DNP; Central Michigan DNP; Northwestern 0-0-0; at Michigan DNP; Minnesota 0-0-0; Ohio State DNP; at Indiana 0-0-0; Maryland 0-0-0; at Rutgers 0-0-0; Michigan State DNP.

» SMITH'S CAREER STATISTICS & GAME HIGHS

	Att.-Yds.	Avg.	TD	LG	Rec.-Yds.	Avg.	TD	LG
2020	1-7	7.0	-	7	-	-	-	-
2021	4-5	1.3	-	7	-	-	-	-
2022	19-46	2.4	-	10	1-2	2.0	-	2
CAREER	24-58	2.4	-	10	1-2	2.0	-	2

Rushing Attempts 6; Twice: Last vs. Maryland, 11/12/22
Rushing Yards 14; Ohio, 9/10/22
Longest Rush 10; Ohio, 9/10/22
Receptions 1; Ohio, 9/10/22
Receiving Yards 2; Ohio, 9/10/22
Longest Reception 2; Ohio, 9/10/22



MASON STAHL 17
 Wide Receiver | 6-0 | 197
 Redshirt Sophomore
 Pittsburgh, Pa./Baldwin
 Major: Division of Undergraduate Studies

» 2022

Season: Appeared in two games this season...Named the coaching staff's Developmental Squad Offensive Player of the Week (Purdue, 9/1).



CHRIS STOLL 91
 Long Snapper | 6-2 | 255
 Redshirt Senior
 Westerville, Ohio/St. Francis DeSales
 Major: Health Policy & Administration

» 2022

Awards: Postseason: Named the winner of the Patrick Mannelly Award, given to the nation's top long snapper...Earned the Big Ten Sportsmanship Award. **Preseason:** Named to the Allstate AFCA Good Works Team watch list.

Season: Has started 12 games as Penn State's primary long snapper... Voted a team captain.

at Purdue (9/1): Helped Barney Amor land two punts inside the 10, including a 52-yard punt at the Purdue 9 yard-line and a 41-yard punt at the 3 yard-line. **Ohio (9/10):** Snapped for Amor, who landed a pair of punts inside the 10-yard line...In the second quarter, Amor knocked a punt in down to the 1-yard line, setting up a safety. **at Auburn (9/17):** Amor landed two punts inside the 20 including one inside the 10...Jake Pinegar made two field goals, including a long kick of 48 yards. **Central Michigan (9/24):** Snapped for Amor, who landed all three of his punts inside the 10. **Northwestern (10/1):** Assisted Pinegar in successfully converting a 38-yard field goal...Amor landed three punts inside the 10 at 7-, 4- and 8-yard lines. **at Michigan (10/15):** Snapped for Pinegar, who made a 27-yard field goal in the third quarter and converted all three extra-point attempts. **Minnesota (10/22):** Helped Pinegar convert all six of his extra point attempts as well as his 41-yard field goal make... Snapped for Amor, who averaged 42.2 yards per punt. **Ohio State (10/29):** Snapped for Pinegar as he connected on all five of his kicks, including a 44-yard field goal and four extra points...Snapped for Amor who set his Penn State career-long with a 59-yard punt. **at Indiana (11/5):** Snapped for Pinegar as he set his career high with a 50-yard field goal...Helped Amor average 47.2 yards on four punts. **Maryland (11/12):** Helped Pinegar drill another 50-yard field goal on a 12-point day...Snapped for Amor who blasted a 53-yard punt...Also snapped for Alex Bacchetta, who saw his first game action and had two punts downed inside the 20-yard line. **at Rutgers (11/19):** Snapped for Jake Pinegar as he set Penn State's program record for extra points made (185)...Also snapped for Sander Sahaydak as he made his first career field goal and first career extra point. **Michigan State (11/26):** Snapped for Pinegar as he nailed all five extra point attempts...Snapped to Amor who averaged 50 yards per punt and downed two punts inside the 20-yard line.



BRENTON STRANGE 86
 Tight End/H-Back | 6-3 | 247
 Redshirt Sophomore
 Parkersburg, W.Va./Parkersburg
 Major: Recreation, Parks and Tourism Management

» CAREER NOTES & RECORDS

Career: Record watch: With 11 touchdown receptions, Strange currently sits third place among tight ends in program history, behind Pat Freiermuth (16) and Mike Gesicki (15)...The mark is good for 17th among all players in program history.

» 2022

Awards: Tabbed All-Big Ten third team by the coaches and honorable mention by the media...Named to the Mackey Award watch list.

Season: Has started 12 games at tight end...Posted 32 receptions for 362 yards and five touchdowns...Named the coaching staff's Offensive Player of the Game following Northwestern (10/1).

at Purdue (9/1): Recorded two receptions for 77 yards and a touchdown... Hauled in a 67-yard touchdown reception from Sean Clifford late in the second quarter...The 67-yard reception was a career long. **Ohio (9/10):** Made a 12-yard reception. **at Auburn (9/17):** Recorded a team- and career-high six catches for 80 yards, including 59 yards after the catch...The 80 yards also marked a career best. **Central Michigan (9/24):** Hauled in five receptions for 42 yards and a career-best two touchdowns...Grabbed a 4-yard touchdown pass in the first quarter and a 3-yard TD pass in the third stanza. **Northwestern (10/1):** Caught a 20-yard touchdown in the first quarter. **at Michigan (10/15):** Hauled

in one 9-yard pass. **Minnesota (10/22):** Caught one pass for five yards. **Ohio State (10/29):** Caught four passes for 13 yards.

at Indiana (11/5): Posted two catches for 29 yards, including a long reception of 25 yards. **Maryland (11/12):** Caught three passes for 34 yards and a score. **at Rutgers (11/19):** Hauled in four passes for 24 yards. **Michigan State (11/26):** Posted two catches for 17 yards.

» 2022 GAME-BY-GAME


Receiving (Receptions-Yards-TD)

at Purdue 2-77-1; Ohio 1-12-0; at Auburn 6-80-0; Central Michigan 5-42-2; Northwestern 1-20-1; at Michigan 1-9-0; Minnesota 1-5-0; Ohio State 4-13-0; at Indiana 2-29-0; Maryland 3-34-1; at Rutgers 4-24-0; Michigan State 2-17-0.

» STRANGE'S CAREER STATISTICS & GAME HIGHS

	Att.-Yds.	Avg.	TD	LG	Rec.-Yds.	Avg.	TD	LG
2019	-	-	-	-	1-4	4.0	1	4
2020	-	-	-	-	17-164	9.6	2	28
2021	-	-	-	-	20-225	11.3	3	40
2022	-	-	-	-	32-362	11.3	5	67
CAREER	-	-	-	-	70-755	10.8	11	67

Receptions 6; at Auburn, 9/17/22
Receiving Yards 80; at Auburn, 9/17/22
Receiving Touchdowns 2; Central Michigan, 9/24/22
Long Reception 67; at Purdue, 9/1/22
20-yard Receptions 8; Last: at Indiana (1), 10/1/22



JONATHAN SUTHERLAND 0

Linebacker | 5-11 | 214
 Redshirt Senior+
 Ottawa, Ont./Episcopal (Va.)
 Major: Educational Leadership (Master's)

» 2022

Awards: Earned Academic All-Big Ten honors...Was a semifinalist for the William V. Campbell Trophy...Named to the Paul Hornung Award watch list.

Season: Has played 12 games at linebacker, including eight starts...Owns 35 tackles (22 solo), 1.5 tackles for loss, a sack, a fumble recovery and a pass breakup...Voted a team captain...Joins Sean Clifford as the only four-time captains in team history.

at Purdue (9/1): Recorded a sack for a loss of seven yards...Added three solo tackles. **Ohio (9/10):** Assisted on a tackle and added a quarterback hurry. **at Auburn (9/17):** Made two solo tackles...Added his first career fumble recovery. **Central Michigan (9/24):** Assisted on a tackle. **Northwestern (10/1):** Made three tackles (2 solo). **at Michigan (10/15):** Picked up seven tackles (2 solo). **Minnesota (10/22):** Totaled three tackles (1 solo)... Added his first pass break up of the season. **Ohio State (10/29):** Picked up two tackles. **at Indiana (11/5):** Collected two solo tackles. **Maryland (11/12):** Picked up four solo tackles. **at Rutgers (11/19):** Posted four tackles (2 solo), including a half tackle for loss. **Michigan State (11/26):** Recorded three solo tackles.

» 2022 GAME-BY-GAME

Tackles (Solo-Assisted-Total)

at Purdue 3-0-3; Ohio 0-1-1; at Auburn 2-0-2; Central Michigan 0-1-1; Northwestern 2-1-3; at Michigan 2-5-7; Minnesota 1-2-3; Ohio State 1-1-2; at Indiana 2-0-2; Maryland 4-0-4; at Rutgers 2-2-4; Michigan State 3-0-3.

» SUTHERLAND'S CAREER STATISTICS & GAME HIGHS

	UA-A	TK	FF	FR	I	PBU	SACK	TFL
2018	24-14	38	1	-	-	1	-	2.0-4
2019	11-12	23	-	-	-	-	-	0.5-0
2020	6-8	14	-	-	-	2	0.5-5	2.0-7
2021	13-11	24	-	-	1	1	-	2.0-2
2022	22-13	35	-	1	-	1	1.0-7	1.5-7
CAREER	76-58	134	1	1	1	5	1.5-12	8.0-20

Tackles 8; at Illinois, 9/21/18
Tackles for Loss 1.5; Michigan State, 12/12/20
Sacks 1.0; at Purdue, 9/1/22
Forced Fumbles 1; at Indiana, 10/20/18
Fumble Recoveries 1; at Auburn, 9/17/22
Interceptions 1; Rutgers, 11/20/21
Pass Breakups 1; Five Times: Last: Minnesota, 10/22/21
Blocked Kicks 2; Idaho, 8/31/19



NICK TARBURTON 46

Defensive End | 6-3 | 258
 Redshirt Senior
 Green Lane, Pa./Pennridge
 Major: Organizational Development (Master's)

» 2022

Awards: Collected Academic All-Big Ten honors...Voted All-Big Ten honorable mention by the coaches.

Season: Has started 12 games at defensive end...Has 18 tackles (10 solo), 5.5 tackles for loss, two sacks, a forced fumble and a recovery.

at Auburn (9/17): Recorded two solo stops. **Central Michigan (9/24):** Made two tackles, including one tackle for loss. **Northwestern (10/1):** Had a hand in two takeaways...Posted a strip sack in the second quarter, his first career forced fumble, which was recovered by Curtis Jacobs... Also recovered a fumble in the second quarter. **at Michigan (10/15):** Collected two tackles. **Minnesota (10/22):** Assisted on one tackle... Added a quarterback hurry. **Ohio State (10/29):** Picked up a solo stop. **at Indiana (11/5):** Made three solo tackles, including two for loss, and a sack. **Maryland (11/12):** Assisted on one tackle. **at Rutgers (11/19):** Assisted on four tackles, including 1.5 tackles for loss. **Michigan State (11/26):** Posted one solo tackle...Added a career high two pass breakups.

» 2022 GAME-BY-GAME


Tackles (Solo-Assisted-Total)

at Purdue 0-0-0; Ohio 0-0-0; at Auburn 2-0-2; Central Michigan 1-1-2; Northwestern 1-0-1; at Michigan 1-1-2; Minnesota 0-1-1; Ohio State 1-0-1; at Indiana 3-0-3; Maryland 0-1-1; at Rutgers 0-4-4; Michigan State 1-0-1.

» TARBURTON'S CAREER STATISTICS & GAME HIGHS

	UA-A	TK	FF	FR	I	PBU	SACK	TFL
2018	-	-	-	-	-	-	-	-
2019	-	-	-	-	-	-	-	-
2020	2-0	2	-	-	-	-	-	-
2021	13-17	30	-	1	-	2	1.0-7	4.0-22
2022	10-8	18	1	1	-	2	2.0-6	5.5-15
CAREER	25-25	50	1	2	-	4	3.0-13	9.5-37

Tackles 8; vs. Arkansas, 1/1/22
Tackles For Loss 2.0; Twice: Last vs. Indiana, 11/5/22
Sacks 1.0; Three times: Last: at Indiana, 11/5/22
Forced Fumbles 1; Northwestern, 10/1/22
Fumble Recoveries 1; Twice: Last: Northwestern, 10/1/22
Pass Breakups 2; Michigan State, 11/26/22



LANDON TENGWALL 58

Offensive Line | 6-6 | 307
 Redshirt Freshman
 Annapolis, Md./Our Lady of Good Counsel
 Major: Division of Undergraduate Studies

» 2022

Season: Started five games at left guard...Named the coaching staff's Offensive Player of the Game following Auburn (9/17).

at Purdue (9/1): Helped Penn State gain 406 yards, including 308 through the air. **Ohio (9/10):** Aided the Penn State offense gain 572 yards...Nittany Lion freshmen (true and redshirt) combined for 423 of the 572 yards (74 percent)...Blocked for Sean Clifford, Drew Allar and Christian Veilleux, who combined for 338 passing yards...Paved way for the Nittany Lions to gain 234 yards rushing, including touchdown runs of 44 and 70 yards, both by Nicholas Singleton. **at Auburn (9/17):** Assisted the Nittany Lion offense in netting 477 yards of offense in the road victory... Helped Penn State finish with 245 yards rushing...Paved way for five Nittany Lion rushing touchdowns...Prior to the five rushing touchdowns, Auburn had allowed just one rushing score in its last seven games dating back to 2021...Blocked for the freshmen tandem of Singleton and Kaytron Allen, who each had two rushing scores...Singleton had runs of 54 and 53 yards. **Central Michigan (9/24):** Penn State totaled 403 yards of offense in the win...Helped Clifford account for four touchdowns (3 passing, 1 rushing)...Paved way for Allen's 111 yards on the ground and one touchdown. **Northwestern (10/1):** Penn State totaled 360 yards of offense including 220 yards on the ground.



MITCHELL TINSLEY 5

Wide Receiver | 6-1 | 205
 Senior+
 Lee's Summit, Mo./Lee's Summit/WKU
 Major: Media Services

» 2022

Awards: Named to the Biletnikoff Award and Reese's Senior Bowl watch lists...Selected Preseason All-America second team by Pro Football Network...Named Preseason All-Big Ten second team by Pro Football Focus.

Season: Has appeared in 12 games, making eight starts...Has a reception in 38-straight games...Owns 45 receptions for 528 yards and four touchdowns.

at Purdue (9/1): Caught a team-high seven passes for 84 yards and a touchdown...Hauled in a 12-yard touchdown reception early in the second quarter from Sean Clifford. **Ohio (9/10):** Made three grabs for 27 yards and a touchdown...Scored on a 7-yard reception late in the first half. **at Auburn (9/17):** Made three grabs for 47 yards...Hauled in a 34-yard grab in the first quarter to set up an eventual Penn State touchdown. **Central Michigan (9/24):** Hauled in four catches for 51 yards and a touchdown...Grabbed a 5-yard touchdown in the first quarter. **Northwestern (10/1):** Made two receptions for 16 yards. **at Michigan (10/15):** Led the squad with five grabs for 57 yards. **Minnesota (10/22):** Picked up four catches for 58 yards and a score...Hauled in a 20-yard touchdown and an additional 30-yard grab to highlight his day. **Ohio State (10/29):** Made five receptions for 24 yards. **at Indiana (11/5):** Racked up 63 yards on five catches, with a long reception of 27 yards. **Maryland (11/12):** Made one grab for 25 yards. **at Rutgers (11/19):** Led the team with five catches for 63 yards, including a pair of grabs for 21 yards. **Michigan State (11/26):** Made one catch for 13 yards.

» 2022 GAME-BY-GAME

Receiving (Receptions-Yards-TD)

at Purdue 7-84-1; Ohio 3-27-1; at Auburn 3-47-0; Central Michigan 4-51-1; Northwestern 2-16-0; at Michigan 5-57-0; Minnesota 4-58-1; Ohio State 5-24-0; at Indiana 5-63-0; Maryland 1-25-0; at Rutgers 5-63-0; Michigan State 1-13-0.

» TINSLEY'S CAREER STATISTICS & GAME HIGHS

	Att.-Yds.	Avg.	TD	LG	Rec.-Yds.	Avg.	TD	LG
2020*	1-5	5.0	-	5	43-377	8.8	4	38
2021*	-	-	-	-	87-1,402	16.1	14	75
2022	-	-	-	-	45-528	11.7	4	34
PSU	-	-	-	-	45-528	11.7	4	34
CAREER	-	-	-	-	175-2,307	13.2	22	75

Receptions 10; at Rice, 11/13/21*
Receiving Yards 198; at Rice, 11/13/21*
Receiving Touchdowns 2; Four Times: Last: vs. Appalachian State, 12/18/21*
Long Reception 75 yards; vs. Appalachian State, 12/18/21*
100-yard Receiving Games 6; Last: vs. Appalachian State (103), 12/18/21*
20-yard receptions 34; Last: at Rutgers (2), 11/19/22

» TINSLEY'S CAREER RETURN STATISTICS & GAME HIGHS

	KR-Yds.	Avg.	TD	LG	PR-Yds.	Avg.	TD	LG
2020*	-	-	-	-	5-6	1.2	-	5
2022	-	-	-	-	2-0	-	-	-
CAREER	-	-	-	-	7-6	0.9	-	5

Punt Returns 2; Florida International, 11/21/20*
Punt Return Yards 5; at Charlotte, 12/6/20*
Long Punt Return 5 yards; at Charlotte, 12/6/20*
 *At Western Kentucky (2020-21).

68 2022 PENN STATE FOOTBALL



JORDAN VAN DEN BERG 52

Defensive Tackle | 6-3 | 295
Redshirt Freshman
Johannesburg, South Africa/Providence Christian
Major: Telecommunications

» 2022

Awards: Earned Academic All-Big Ten honors.

Season: Has appeared in 12 games...Owns eight total tackles.

Ohio (9/10): Assisted on two tackles. **at Auburn (9/17):** Recorded a solo sack in the fourth quarter. **Central Michigan (9/24):** Assisted on a tackle. **Northwestern (10/1):** Made one stop. **at Michigan (10/15):** Picked up one solo tackle. **Minnesota (10/22):** Recorded one quarterback hurry. **Maryland (11/12):** Made one solo tackle...Forced a fumble that led to a turnover late in the game. **Michigan State (11/26):** Posted one solo tackle.

» 2022 GAME-BY-GAME

Tackles (Solo-Assisted-Total)

at Purdue 0-0-0; Ohio 0-2-2; at Auburn 1-0-1; Central Michigan 0-1-1; Northwestern 0-1-1; at Michigan 1-0-1; Minnesota 0-0-0; Ohio State 0-0-0; at Indiana 0-0-0; Maryland 1-0-1; at Rutgers 0-0-0; Michigan State 1-0-1.

» VAN DEN BERG'S CAREER STATISTICS & GAME HIGHS

	UA-A	TK	FF	FR	I	PBU	SACK	TFL
2021	4-2	6	1	-	-	-	1.0-9	2.0-12
2022	4-4	8	1	-	-	-	1.0-3	1.0-3
CAREER	8-6	14	2	-	-	-	2.0-12	3.0-15

Tackles 5; vs. Arkansas, 1/1/22
Tackles For Loss 1.0; Four Times: Last: at Auburn, 9/17/22
Sacks 1.0; Twice: Last: at Auburn, 9/24/22
Forced Fumbles 1; Twice; Last vs. Maryland, 11/12/22



AMIN VANOVER 56

Defensive End | 6-4 | 264
Sophomore
Newark, N.J./St. Joseph's
Major: Division of Undergraduate Studies

» 2022

Season: Has appeared in 12 games...Owns 14 tackles, 3.5 tackles for loss, one sack and three pass breakups.

at Purdue (9/1): Made two tackles (1 solo) and added a half tackle for loss. **Ohio (9/10):** Tallied two tackles (1 solo)...Added his first career pass breakup. **at Auburn (9/17):** Broke up a pass. **Central Michigan (9/24):** Broke up a pass. **Northwestern (10/1):** Assisted on a tackle. **at Michigan (10/15):** Assisted on two tackles. **Minnesota (10/22):** Picked up two solo tackles. **at Indiana (11/5):** Made two tackles. **Maryland (11/12):** Recorded his first career sack for a 12-yard loss. **at Rutgers (11/19):** Made a career-high two tackles for loss.

» 2022 GAME-BY-GAME

Tackles (Solo-Assisted-Total)

at Purdue 1-1-2; Ohio 1-1-2; Auburn 0-0-0; Central Michigan 0-0-0; Northwestern 0-1-1; at Michigan 0-2-2; Minnesota 2-0-2; Ohio State 0-0-0; at Indiana 1-1-2; Maryland 1-0-1; at Rutgers 2-0-2; Michigan State 0-0-0.

» VANOVER'S CAREER STATISTICS & GAME HIGHS

	UA-A	TK	FF	FR	I	PBU	SACK	TFL
2020	3-0	3	-	-	-	-	-	-
2021	2-2	4	-	-	-	-	-	1.0-7
2022	8-6	14	-	-	-	3	1.0-12	3.5-18
CAREER	13-8	21	-	-	-	3	1.0-12	4.5-25

Tackles 3; vs. Arkansas, 1/1/22
Tackles For Loss 2.0; at Rutgers, 11/19/22
Sacks 1; Maryland, 11/12/22
Pass Breakups 1; Three Times: Last: Central Michigan, 9/24/22



CAEDAN WALLACE 79

Offensive Line | 6-5 | 301
Redshirt Junior
Robbinsville, N.J./The Hun School
Major: Communication Arts & Sciences

» 2022

Season: Started seven games at right tackle...Named the coaching staff's Offensive Player of the Game following Auburn (9/17).

at Purdue (9/1): Helped Penn State gain 406 yards, including 308 through the air. **Ohio (9/10):** Aided the Penn State offense gain 572 yards...Nittany Lion freshmen (true and redshirt) combined for 423 of the 572 yards (74 percent)...Blocked for Sean Clifford, Drew Allar and Christian Veilleux, who combined for 338 passing yards...Paved way for the Nittany Lions to gain 234 yards rushing, including touchdown runs of 44 and 70 yards, both by Nicholas Singleton. **at Auburn (9/17):** Assisted the Nittany Lion offense in netting 477 yards of offense in the road victory...Helped Penn State finish with 245 yards rushing...Paved the way for five Nittany Lion rushing touchdowns...Prior to the five rushing touchdowns, Auburn had allowed just one rushing score in its last seven games dating back to 2021...Blocked for the freshmen tandem of Singleton and Kaytron Allen, who each had two rushing scores...Singleton had runs of 54 and 53 yards. **Central Michigan (9/24):** Penn State totaled 403 yards of offense in the win...Helped Clifford account for four touchdowns (3 passing, 1 rushing)...Paved way for Allen's 111 yards on the ground and one touchdown. **Northwestern (10/1):** Penn State totaled 360 yards of offense including 220 yards on the ground. **at Michigan (10/15):** Sean Clifford recorded 74 yards on the ground, including a career-best 62-yard run. **Minnesota (10/22):** Helped pave the way for Nicholas Singleton (79 yards) and Kaytron Allen (77 yards) who both topped 75 rushing yards in the game... Also pass blocked for Sean Clifford, who set his season high in passing yards.



HARRISON WALLACE III 6

Wide Receiver | 6-1 | 190
Redshirt Freshman
Parkersburg, W.V./Pike Road
Major: Division of Undergraduate Studies

» 2022

Season: Has appeared in 12 games at wide receiver...Has caught 17 passes for 226 yards and one touchdown.

Ohio (9/10): Made four receptions for 35 yards...The four catches were the firsts of his career. **Central Michigan (9/24):** Tallied two grabs for a career-high 39 yards, including a long catch of 26 yards. **Northwestern (10/1):** Made a 12-yard reception. **at Michigan (10/15):** Hauled in a 48-yard pass in the third quarter...Finished with a career-best 57 yards on two catches. **Minnesota (10/22):** Caught one pass for 17 yards. **Ohio State (10/29):** Hauled in one ball for four yards. **at Indiana (11/5):** Caught a 1-yard touchdown from Drew Allar, his first career score. **Maryland (11/12):** Hauled in one pass for eight yards. **at Rutgers (11/19):** Caught three balls for 49 yards, including a 25-yarder from Sean Clifford. **Michigan State (11/26):** Made one grab.

» 2022 GAME-BY-GAME

Receiving (Receptions-Yards-TD)

at Purdue 0-0-0; Ohio 4-35-0; at Auburn 0-0-0; Central Michigan 2-39-0; Northwestern 1-12-0; at Michigan 2-57-0; Minnesota 1-17-0; Ohio State 1-4-0; at Indiana 1-1-1; Maryland 1-8-0; at Rutgers 3-49-0; Michigan State 1-4-0.

» WALLACE'S CAREER STATISTICS & GAME HIGHS

	Att.-Yds.	Avg.	TD	LG	Rec.-Yds.	Avg.	TD	LG
2021	-	-	-	-	-	-	-	-
2022	-	-	-	-	17-226	13.3	1	48
CAREER	-	-	-	-	17-226	13.3	1	48

Receptions 4; Ohio, 9/10/22
Receiving Yards 57; at Michigan 10/15/22
Long Reception 48; at Michigan 10/15/22
Touchdowns 1; at Indiana, 11/5/22



TYLER WARREN 44

Tight End | 6-6 | 256
Sophomore
Mechanicsville, Va./Atlee
Major: Advertising and Public Relations

» 2022

Awards: Earned Academic All-Big Ten honors.

Season: Appeared in 11 games, with three starts, at tight end... Has nine receptions for 108 yards and three touchdowns this season.

at Purdue (9/1): Made three receptions for 23 yards with a long reception of 15 yards...Had a key 15-yard reception to set up a game-winning touchdown late in the fourth quarter. **Ohio (9/10):** Tallied a 16-yard reception. **Minnesota (10/22):** Hauled in one 38-yard touchdown that became the longest reception of his career and set his career high in receiving yards in a game. **Ohio State (10/29):** Caught one pass for four yards. **at Rutgers (11/19):** Hauled in a 20-yard score. **Michigan State (11/26):** Posted 17 yards and a touchdown on two catches.

» 2022 GAME-BY-GAME

Receiving (Receptions-Yards-TD)

at Purdue 3-23-0; Ohio 1-16-0; at Auburn 0-0-0; Central Michigan 0-0-0; Northwestern DNP; at Michigan 0-0-0; Minnesota 1-38-1; Ohio State 1-4-0; at Indiana 0-0-0; Maryland 0-0-0; at Rutgers 1-10-1; Michigan State 2-17-1.

» WARREN'S CAREER STATISTICS & GAME HIGHS

	Att.-Yds.	Avg.	TD	LG	Rec.-Yds.	Avg.	TD	LG
2021	6-6	1.0	2	4	5-61	12.2	1	29
2022	-	-	-	-	9-108	12.0	3	38
CAREER	6-6	1.0	2	4	14-169	12.1	4	38

Receptions 3; at Purdue, 9/1/22
Receiving Yards 38; Minnesota, 10/22/22
Receiving Touchdowns 1; Four Times: Last vs. Michigan State, 11/26/22
Longest Reception 38 yards; Minnesota, 10/22/22

Rushing Attempts 2; Auburn, 9/18/21
Rushing Yards 3 Villanova, 9/25/21
Rushing Touchdowns 1; Twice: Last: Villanova, 9/25/21
Longest Rush 3 yards; Villanova, 9/25/21



PARKER WASHINGTON 3

Wide Receiver | 5-10 | 212
Sophomore
Sugar Land, Texas/William B. Travis
Major: Recreation, Parks & Tourism Management

» **CAREER NOTES & RECORDS**

Career: Has caught a pass in all 32 games of his career...Owns 146 career receptions, ranking 10th all time at Penn State...Has recorded 1,920 career receiving yards, good for 13th in program history...His 12 receiving touchdowns rank 16th in program history.

» **2022**

Awards: Postseason: Selected Pro Football Focus All-Big Ten second team...Tabbed All-Big Ten honorable mention by the coaches and media...**Preseason:** Named to the Biletnikoff Award and Earl Campbell Tyler Rose Award watch lists...Tabbed preseason All-Big Ten first team by Pro Football Focus.

Season: Has appeared in 10 games, making eight starts at wide receiver...Has been Penn State's primary punt returner...Owns 46 grabs for 611 yards and two touchdowns...Has returned 18 punts for 99 yards, with a long return of 30 yards.

at Purdue (9/1): Tallied two receptions for 30 yards, including a long catch of 20 yards...Added a 4-yard rush...Handled punt return duties and had a long return of 10 yards. **Ohio (9/10):** Made four receptions for 60 yards...Had a long reception of 34 yards...Had four punt returns for 46 yards...Recorded a career long return of 30 yards. **at Auburn (9/17):** Made four catches for 58 yards with a long reception of 26 yards. **Central Michigan (9/24):** Led the team with six receptions for 64 yards, including a long catch of 27 yards in the first quarter...Also added a 20-yard grab in the third quarter...Returned two punts for 19 yards. **Northwestern (10/1):** Recorded 73 yards on four receptions...Made a 43-yard grab in the third quarter...Had a 12-yard punt return. **at Michigan (10/15):** Hauled in three passes for 33 yards. **Minnesota (10/22):** Caught seven passes for 70 yards and a touchdown... His first score of the season came on a 35-yard jump ball from Sean Clifford. **Ohio State (10/29):** Exploded for a career-high 179 receiving yards on 11 catches...Added a key 58-yard score and catches of 26 and 27 yards...Became the second Nittany Lion in program history (Jahan Dotson) to record two 100-yard receiving games against Ohio State. **at Indiana (11/5):** Snagged 4 passes for 30 yards... Returned three punts for a total of 25 yards, with a long return of 19 yards. **Maryland (11/12):** Hauled in one pass for 14 yards...Added a run for four yards.

» **2022 GAME-BY-GAME**

Rushing (Carries-Yards-TD)

at Purdue 1-4-0; Ohio 0-0-0; at Auburn 0-0-0; Central Michigan 0-0-0; Northwestern 0-0-0; at Michigan 0-0-0; Minnesota 0-0-0; Ohio State 0-0-0; at Indiana 0-0-0; Maryland 1-4-0; at Rutgers DNP; Michigan State DNP.

Receiving (Receptions-Yards-TD)

at Purdue 2-30-0; Ohio 4-60-0; at Auburn 4-58-0; Central Michigan 6-64-0; Northwestern 4-73-0; at Michigan 3-33-0; Minnesota 7-70-1; Ohio State 11-179-1; at Indiana 4-30-0; Maryland 1-14-0; at Rutgers DNP; Michigan State DNP.

» **WASHINGTON'S CAREER STATISTICS & GAME HIGHS**

	Att.-Yds.	Avg.	TD	LG	Rec.-Yds.	Avg.	TD	LG
2020	-	-	-	-	36-489	13.6	6	49
2021	2-12	6.0	-	6	64-820	12.8	4	67
2022	2-8	4.0	-	4	46-611	13.3	2	58
CAREER	4-20	5.3	-	6	146-1,920	13.1	12	67

Receptions:11; vs. Ohio State, 10/29/22
Receiving Yards:179; vs. Ohio State, 10/29/22
Receiving Touchdowns:2; Three Times: Last: Villanova, 9/25/21
Longest Reception:67 yards; Villanova, 9/25/21
20-yard Receptions:29; Last: vs. Ohio State (3), 10/29/22
100-yard Games:3; Last: vs. Ohio State, 10/29/22

Rushing Attempts:2; vs. Arkansas, 1/1/22
Rushing Yards:12; vs. Arkansas, 1/1/22
Longest Rush:6 yards; vs. Arkansas, 1/1/22

» **WASHINGTON'S CAREER RETURN STATISTICS & GAME HIGHS**

	KR-Yds.	Avg.	TD	LG	PR-Yds.	Avg.	TD	LG
2020	5-100	20.0	-	25	-	-	-	-
2021	-	-	-	-	2-23	11.5	-	18
2022	-	-	-	-	16-99	6.2	-	30
CAREER	5-100	20.0	-	25	18-122	6.8	-	30

Kick Returns:2; Maryland, 11/7/20

Kick Return Yards:41; Maryland, 11/7/20

Long Kick Return:25 yards; Illinois, 12/19/20

Punt Returns:4; Ohio, 9/10/22

Punt Return Yards:46; Ohio, 9/10/22

Long Punt Return:30; Ohio, 9/10/22

All-Purpose Yards:183 yards; vs. Ohio State, 10/29/22



ZAKEE WHEATLEY 6

Safety | 6-2 | 193
Redshirt Freshman
Crofton, Md./Archbishop Spalding
Major: Division of Undergraduate Studies

» **2022**

Season: Appeared in 12 games...Has a hand in three takeaways (2 interceptions, 1 forced fumble)...Owns 24 tackles (20 solo), one pass breakup, one forced fumble and two interceptions.

at Purdue (9/1): Forced his first career fumble, late in the first half that halted a Purdue scoring drive...Added two solo tackles. **Ohio (9/10):** Assisted on a tackle. **at Auburn (9/17):** Recorded his first career interception in the first quarter...Added two tackles. **Central Michigan (9/24):** Intercepted a pass for the second-straight game, this one in the first quarter and returned it 34 yards...Had a career-high five tackles (4 solo). **Northwestern (10/1):** Made three solo stops. **at Michigan (10/15):** Racked up four tackles (3 solo). **Minnesota (10/22):** Picked up one solo tackle. **Ohio State (10/29):** Made a solo tackle...Collected the first pass breakup of his career. **at Indiana (11/5):** Recorded two solo tackles. **Maryland (11/12):** Posted a solo tackle. **at Rutgers (11/19):** Picked up a solo stop. **Michigan State (11/26):** Made a solo stop.

» **2022 GAME-BY-GAME**

Tackles (Solo-Assisted-Total)

at Purdue 2-0-2; Ohio 1-0-1; at Auburn 1-1-2; Central Michigan 4-1-5; Northwestern 3-0-3; at Michigan 3-1-4; Minnesota 1-0-1; Ohio State 1-0-1; at Indiana 2-0-2; Maryland 1-0-1; at Rutgers 1-0-1; Michigan State 1-0-1.

» **WHEATLEY'S CAREER STATISTICS & GAME HIGHS**

	UA-A	TK	FF	FR	I	PBU	SACK	TFL
2021	1-1	2	-	-	-	-	-	-
2022	20-4	24	1	-	2	1	-	-
CAREER	21-5	26	1	-	2	1	-	-

Tackles:5; Central Michigan, 9/24/22

Forced Fumbles:1; at Purdue, 9/1/22

Interceptions:1; Twice: Last Central Michigan, 9/24/22



JAKE WILSON 94

Defensive End | 6-3 | 249
Redshirt Sophomore
Nazareth, Pa./Nazareth
Major: Electrical Engineering

» **2022**

Awards: Selected Academic All-Big Ten honors.

Season: Has appeared in 12 games, primarily on special teams...Named the coaching staff's Developmental Squad Defensive Player of the Week four times (Ohio, 9/1; Michigan, 10/15; Maryland, 11/12; Michigan State, 11/26).

Ohio (9/10): Recorded a quarterback hurry. **Maryland (11/12):** Picked up a quarterback hurry. **at Rutgers (11/19):** Made his first career tackle.

» **2022 GAME-BY-GAME**

Tackles (Solo-Assisted-Total)

at Purdue 0-0-0; Ohio 0-0-0; at Auburn 0-0-0; Central Michigan 0-0-0; Northwestern 0-0-0; at Michigan 0-0-0; Minnesota 0-0-0; Ohio State 0-0-0; at Indiana 0-0-0; Maryland 0-0-0; at Rutgers 0-1-1; Michigan State 0-0-0.

» **WILSON'S CAREER STATISTICS & GAME HIGHS**

	UA-A	TK	FF	FR	I	PBU	SACK	TFL
2022	0-1	1	-	-	-	-	-	-
CAREER	0-1	1	-	-	-	-	-	-

Tackles:1; at Rutgers, 11/19/22



MARQUIS WILSON 8

Cornerback | 5-11 | 180
Junior
Windsor, Conn./Windsor
Major: Criminology

» **2022**

Season: Has appeared in 10 games...Recorded 18 tackles (11 solo), 1.5 tackles for loss, a forced fumble, and two pass breakups.

at Purdue (9/1): Tallied a solo tackle. **Ohio (9/10):** Made two tackles (1 solo)...Made a career-high two pass breakups. **at Auburn (9/17):** Tied for the team lead with six tackles (4 solo)...The six stops were a career high. Added a half tackle for loss. **Central Michigan (9/24):** Assisted on a tackle. **Northwestern (10/1):** Made two solo stops. **Minnesota (10/22):** Assisted on two tackles. **Maryland (11/12):** Made a solo tackle...Returned a punt. **at Rutgers (11/19):** Posted three tackles (2 solo), including his first tackle for loss of the year.

» **2022 GAME-BY-GAME**

Tackles (Solo-Assisted-Total)

at Purdue 1-0-1; Ohio 1-1-2; at Auburn 4-2-6; Central Michigan 0-1-1; Northwestern 2-0-2; at Michigan 0-0-0; Minnesota 0-2-2; Ohio State DNP; at Indiana DNP; Maryland 1-0-1; at Rutgers 2-1-3; Michigan State 0-0-0.

» **WILSON'S CAREER DEFENSIVE STATISTICS & GAME HIGHS**

	UA-A	TK	FF	FR	I	PBU	SACK	TFL
2019	11-7	18	3	1	2	-	-	-
2020	8-5	13	-	-	-	2	-	0.5-0
2021	3-3	6	-	-	-	1	-	1.0-2
2022	11-7	18	1	-	-	2	-	1.5-3
CAREER	33-21	54	4	1	2	5	-	3.0-5

Tackles:6; at Auburn, 9/17/22

Tackles for Loss:1.0; Twice: last at Rutgers, 11/19/22

Forced Fumbles:2; Indiana, 11/16/19

Fumble Recoveries:1; Indiana, 11/16/19

Interceptions:1; Twice: Last: vs. Memphis, 12/28/19

Longest Interception Return:13 yards; vs. Memphis, 12/28/19

Pass Breakups:2; Ohio, 9/10/22

» **WILSON'S CAREER OFFENSIVE STATISTICS & GAME HIGHS**

	Att.-Yds.	Avg.	TD	LG	Rec.-Yds.	Avg.	TD	LG
2021	-	-	-	-	3-29	9.3	-	14
2022	-	-	-	-	-	-	-	-
CAREER	-	-	-	-	3-29	9.3	-	14

Receptions:2; Villanova, 9/25/21

Receiving Yards:26; Villanova, 9/25/21

Longest Reception:14 yards; Villanova, 9/25/21



KEVIN WINSTON JR. 21

Safety | 6-2 | 199
Freshman
Columbia, Md./DeMatha Catholic
Major: Division of Undergraduate Studies

» **2022**

Season: Has appeared in 11 games...Has totaled 14 tackles.

Ohio (9/10): Made three tackles (2 solo). **Central Michigan (9/24):** Tallied two stops. **at Michigan (10/15):** Recorded two tackles. **at Indiana (11/5):** Picked up three solo tackles. **Maryland (11/12):** Assisted on one tackle. **at Rutgers (11/19):** Made three solo stops, including his first career tackle for loss.

70 2022 PENN STATE FOOTBALL

» 2022 GAME-BY-GAME

Tackles (Solo-Assisted-Total)

at Purdue DNP; Ohio 2-1-3; at Auburn 0-0-0; Central Michigan 1-1-2; Northwestern 0-0-0; at Michigan 1-1-2; Minnesota 0-0-0; Ohio State 0-0-0; at Indiana 3-0-3; Maryland 0-1-1; at Rutgers 3-0-3; Michigan State 0-0-0.

» WINSTON'S CAREER STATISTICS & GAME HIGHS

	UA-A	TK	FF	FR	I	PBU	SACK	TFL
2022	10-4	14	-	-	-	-	-	1.0-3
CAREER	10-4	14	-	-	-	-	-	1.0-3

Tackles3; Three times; Last at Rutgers, 11/19/22



KEON WYLIE

32

Linebacker | 6-2 | 218


Freshman

Philadelphia, Pa./Imhotep Charter

Major: Division of Undergraduate Studies

» 2022

Season: Has appeared in two games...Named the coaching staff's Developmental Squad Defensive Player of the Week twice (Indiana, 11/5; Rutgers, 11/19)...Earned the coaching staff's Developmental Squad Special Teams Player of the Week (Michigan, 10/15).



SAL WORMLEY

77

Offensive Line | 6-3 | 302

Redshirt Junior

Newark, N.J./Smyrna (Del.)

Major: Journalism

» 2022

Awards: Named All-Big Ten honorable mention by the coaches and media.

Season: Has started 12 games at right guard...Named the coaching staff's Offensive Player of the Game twice (Auburn -9/17; Northwestern -10/1).

at Purdue (9/1): Helped Penn State gain 406 yards, including 308 through the air. **Ohio (9/10):** Aided the Penn State offense gain 572 yards...Nittany Lion freshmen (true and redshirt) combined for 423 of the 572 yards (74 percent)...Blocked for Sean Clifford, Drew Allar and Christian Veilleux, who combined for 338 passing yards...Paved way for the Nittany Lions to gain 234 yards rushing, including touchdown runs of 44 and 70 yards, both by Nicholas Singleton. **at Auburn (9/17):** Assisted the Nittany Lion offense in netting 477 yards of offense in the road victory... Helped Penn State finish with 245 yards rushing...Paved the way for five Nittany Lion rushing touchdowns...Prior to the five rushing touchdowns, Auburn had allowed just one rushing score in its last seven games dating back to 2021...Blocked for the freshmen tandem of Singleton and Kaytron Allen, who each had two rushing scores...Singleton had runs of 54 and 53 yards. **Central Michigan (9/24):** Penn State totaled 403 yards of offense in the win...Helped Clifford account for four touchdowns (3 passing, 1 rushing)...Paved way for Allen's 111 yards on the ground and one touchdown. **Northwestern (10/1):** Penn State totaled 360 yards of offense including 220 yards on the ground. **at Michigan (10/15):** Sean Clifford recorded 74 yards on the ground, including a career-best 62-yard run. **Minnesota (10/22):** Helped pave the way for Nicholas Singleton (79 yards) and Kaytron Allen (77 yards) who both topped 75 rushing yards in the game...Also pass blocked for Sean Clifford, who set his season high in passing yards in the game. **Ohio State (10/29):** Helped the offense put up 482 total yards, including 371 passing yards from Sean Clifford... Helped Kaytron Allen average 6.3 yards per carry on 12 carries while totaling two touchdowns. **at Indiana (11/5):** Helped the Nittany Lion running backs record four rushing touchdowns on the day...Paved the way for the offense to put up 483 total yards while only allowing one sack. **Maryland (11/12):** Helped the offense record its third straight game of 400-plus total yards...Blocked for a rushing attack that eclipsed the 200-yard mark for the fourth time this season...Offensive line did not allow a sack. **at Rutgers (11/19):** Paved the way for the fifth 200-yard rushing game of the season and the fourth consecutive game of 400-plus total yards of offense...Helped pave way for Allen to rush for a career-high 117 yards. **Michigan State (11/26):** Helped the rushing attack outgain the Spartans 160-25 on the ground...Blocked for Sean Clifford as he completed his sixth four-touchdown game of his career and led the offense to its fifth consecutive game with 400-plus total yards.

2022 RESULTS & STATISTICS

Team Results

Date	Opponent		Score	Att.
* 09/01/2022	at Purdue	W	35-31	57307
09/10/2022	Ohio	W	46-10	107306
09/17/2022	at Auburn	W	41-12	87451
09/24/2022	Central Mich.	W	33-14	106624
* 10/01/2022	Northwestern	W	17-7	105524
* 10/15/2022	at Michigan	L	17-41	110812
* 10/22/2022	Minnesota	W	45-17	109813
* 10/29/2022	Ohio St.	L	31-44	108433
* 11/05/2022	at Indiana	W	45-14	45142
* 11/12/2022	Maryland	W	30-0	108796
* 11/19/2022	at Rutgers	W	55-10	55676
* 11/26/2022	Michigan St.	W	35-16	105154

Rushing

Player	gp	att	gain	loss	net	avg	td	lg	avg/g
Nicholas Singleton	12	149	967	26	941	6.3	10	70	78.4
Kaytron Allen	12	156	844	14	830	5.3	9	59	69.2
Sean Clifford	12	61	268	91	177	2.9	5	62	14.8
Keyvone Lee	5	25	96	2	94	3.8	0	12	18.8
Drew Allar	9	18	74	22	52	2.9	1	19	5.8
Tank Smith	6	19	53	7	46	2.4	0	10	7.7
Devyn Ford	4	7	40	3	37	5.3	0	30	9.3
Tyler Holzworth	4	6	19	0	19	3.2	0	7	4.8
Parker Washington	10	2	8	0	8	4.0	0	4	0.8
Omari Evans	12	1	7	0	7	7.0	0	7	0.6
Christian Veilleux	3	2	3	7	-4	-2.0	0	3	-1.3
Team	12	11	0	22	-22	-2.0	0	0	-1.8
Total	12	458	2379	194	2185	4.8	25	70	182.1
Opponents	12	393	1665	404	1261	3.2	13	67	105.1

Passing

Player	gp	effic	comp-att-int	pct	yds	td	lg	avg/g
Sean Clifford	12	146.1	210-330-7	63.6	2543	22	67	211.9
Drew Allar	9	130.7	35-59-0	59.3	344	4	32	38.2
Christian Veilleux	3	118.8	7-9-0	77.8	44	0	13	14.7
KeAndre Lambert-Smith	12	571.6	2-2-0	100.0	73	1	48	6.1
Total	12	145.4	254-400-7	63.5	3004	27	67	250.3
Opponents	12	104.0	230-436-12	52.8	2553	10	55	212.8

Receiving

Player	gp	no.	yds	avg	td	lg	avg/g
Parker Washington	10	46	611	13.3	2	58	61.1
Mitchell Tinsley	12	45	528	11.7	4	34	44.0
Brenton Strange	12	32	362	11.3	5	67	30.2
KeAndre Lambert-Smith	12	21	265	12.6	3	35	22.1
Theo Johnson	10	19	300	15.8	4	48	30.0
Kaytron Allen	12	17	172	10.1	1	45	14.3
Harrison Wallace III	12	17	226	13.3	1	48	18.8
Nicholas Singleton	12	11	85	7.7	1	22	7.1
Tyler Warren	11	9	108	12.0	3	38	9.8
Liam Clifford	10	8	89	11.1	0	20	8.9
Omari Evans	12	5	55	11.0	1	32	4.6
Devyn Ford	4	5	31	6.2	0	12	7.8
Khalil Dinkins	7	4	53	13.3	1	28	7.6
Keyvone Lee	5	3	23	7.7	1	10	4.6
Malick Meiga	12	3	19	6.3	0	7	1.6
Sean Clifford	12	2	24	12.0	0	25	2.0
Kaden Saunders	2	2	21	10.5	0	13	10.5
Tyler Holzworth	4	2	16	8.0	0	9	4.0
Jaden Dottin	1	2	14	7.0	0	9	14.0
Tank Smith	6	1	2	2.0	0	2	0.3
Total	12	254	3004	11.8	27	67	250.3
Opponents	12	230	2553	11.1	10	55	212.8

Game Records

Record	Overall	Home	Away	Neutral
ALL GAMES	10-2	6-1	4-1	0-0
CONFERENCE	7-2	4-1	3-1	0-0
NON-CONFERENCE	3-0	2-0	1-0	0-0

Team Statistics

	PSU	OPP
First Downs	263	212
Rushing	97	81
Passing	144	112
Penalty	22	19
Rushing Yardage	2185	1261
Rushing attempts	458	393
Average per rush	4.8	3.2
Average per game	182.1	105.1
TDs Rushing	25	13
Passing Yardage	3004	2553
Comp-Att-Int	254-400-7	230-436-12
Average per pass	7.5	5.9
Average per catch	11.8	11.1
Average per game	250.3	212.8
TDs Passing	27	10
Total offense	5189	3814
Average per play	6.0	4.6
Average per game	432.4	317.8
Kick returns: #-Yards	17-379	30-589
Punt returns: #-Yards	22-101	14-95
Int returns: #-Yards	12-221	7-127
Fumbles-Lost	12-8	22-12
Penalties-Yards	66-595	75-626
Punts-Avg	55-43.4	74-43.6
Time of possession / game	31:05	28:42
3rd-down conversion	61/167	56/183
4rd-down conversion	21/29	14/27
PAT-attempts	(53-55) 96%	(22-22) 100%
2-point conversion-attempts	(0-1) 0%	(1-3) 33%

Interceptions

Player	no.	yds	avg	td	lg
Ji'Ayir Brown	3	92	30.7	0	35
Johnny Dixon	2	10	5.0	0	10
Kalen King	2	0	0.0	0	0
Zakee Wheatley	2	34	17.0	0	34
Daequan Hardy	1	18	18.0	0	18
Curtis Jacobs	1	47	47.0	1	47
Dani Dennis-Sutton	1	20	20.0	0	20
Total	12	221	18.4	1	47
Opponents	7	127	18.1	2	72

72 2022 PENN STATE FOOTBALL

2022 RESULTS & STATISTICS

Field Goals

Player	fg	pct.	01-19	20-29	30-39	40-49	50-99	lg	blk
Jake Pinegar	12-16	75.0	0-0	5-6	1-3	4-5	2-2	50	0
Sander Sahaydak	1-2	50.0	0-0	1-1	0-0	0-0	0-1	20	0
Opponents	14-16	87.5	0-0	5-5	6-6	2-3	1-2	51	0

Scoring

Player	td	fg	PAT						pts
			kick	rush	rcv	pass	dxp	saf	
Jake Pinegar	-	12-16	52-54	-	-	-	-	-	88
Nicholas Singleton	12	-	-	-	-	-	-	-	72
Kaytron Allen	10	-	-	-	-	-	-	-	60
Sean Clifford	5	-	-	-	-	-	-	-	30
Brenton Strange	5	-	-	-	-	-	-	-	30
Theo Johnson	4	-	-	-	-	-	-	-	24
Mitchell Tinsley	4	-	-	-	-	-	-	-	24
KeAndre Lambert-Smith	3	-	-	-	-	-	-	-	18
Tyler Warren	3	-	-	-	-	-	-	-	18
Parker Washington	2	-	-	-	-	-	-	-	12
Keyvone Lee	1	-	-	-	-	-	-	-	6
Curtis Jacobs	1	-	-	-	-	-	-	-	6
Khalil Dinkins	1	-	-	-	-	-	-	-	6
Kobe King	1	-	-	-	-	-	-	-	6
Harrison Wallace III	1	-	-	-	-	-	-	-	6
Ji'Ayir Brown	1	-	-	-	-	-	-	-	6
Drew Allar	1	-	-	-	-	-	-	-	6
Omari Evans	1	-	-	-	-	-	-	-	6
Sander Sahaydak	-	1-2	1-1	-	-	-	-	-	4
Total	56	13-18	53-55	0	0	0	0	1	430
Opponents	25	14-16	22-22	0	1	1	0	0	216

Score by Periods

Team	1st	2nd	3rd	4th	OT	TOT
Penn St.	84	150	98	98	0	430
Opponents	42	54	46	74	0	216

FG Sequence

Team Name	Penn St.	Opponents
Ohio	(25),42	(21)
Auburn	(48),(22)	(31),(22)
Central Mich.	56,38	
Northwestern	(38)	
Michigan	(27)	(29),(24),(23),(37)
Minnesota	(41)	(35)
Ohio St.	(44)	(38),53,(37),(40)
Indiana	(50)	
Maryland	(50),(46),(21)	
Rutgers	(22),(20)	(42),41
Michigan St.	37,28	(51)
Purdue		(36)

Numbers in parentheses indicate field goal was made

Kickoffs

Player	no.	yds	avg	tb	ob	retn	net	ydln
Jake Pinegar	46	2950	64.1	31	1			
Gabe Nwosu	18	1138	63.2	7	1			
Sander Sahaydak	15	934	62.3	4	1			
Total	79	5022	63.6	42	3	29	40.6	24
Opponents	49	3011	61.4	20	1	17	39.3	25

Punting

Player	no.	yds	avg	lg	tb	fc	i20	50+	blk
Barney Amor	49	2159	44.1	59	3	13	19	15	0
Alex Bacchetta	4	160	40.0	42	0	2	3	0	0
Gabe Nwosu	2	68	34.0	36	0	0	0	0	0
Total	55	2387	43.4	59	3	15	22	15	0
Opponents	74	3225	43.6	72	2	21	21	16	1

Punt Returns

Player	no.	yds	avg	td	lg
Parker Washington	18	99	5.5	0	30
Marquis Wilson	2	2	1.0	0	1
Mitchell Tinsley	2	0	0.0	0	0
Total	22	101	4.6	0	30
Opponents	14	95	6.8	0	16

Kick Returns

Player	no.	yds	avg	td	lg
Nicholas Singleton	12	310	25.8	1	100
Daequan Hardy	2	28	14.0	0	22
Omari Evans	2	33	16.5	0	17
Kaytron Allen	1	8	8.0	0	8
Total	17	379	22.3	1	100
Opponents	30	589	19.6	0	66

All Purpose

Player	g	rush	rcv	pr	kr	ir	total	avg/g
Nicholas Singleton	12	941	85	0	310	0	1336	111.3
Kaytron Allen	12	830	172	0	8	0	1010	84.2
Parker Washington	10	8	611	99	0	0	718	71.8
Mitchell Tinsley	12	0	528	0	0	0	528	44.0
Brenton Strange	12	0	362	0	0	0	362	30.2
Theo Johnson	10	0	300	0	0	0	300	30.0
KeAndre Lambert-Smith	12	0	265	0	0	0	265	22.1
Harrison Wallace III	12	0	226	0	0	0	226	18.8
Sean Clifford	12	177	24	0	0	0	201	16.8
Keyvone Lee	5	94	23	0	0	0	117	23.4
Tyler Warren	11	0	108	0	0	0	108	9.8
Omari Evans	12	7	55	0	33	0	95	7.9
Ji'Ayir Brown	12	0	0	0	0	92	92	7.7
Liam Clifford	10	0	89	0	0	0	89	8.9
Devyn Ford	4	37	31	0	0	0	68	17.0
Khalil Dinkins	7	0	53	0	0	0	53	7.6
Drew Allar	9	52	0	0	0	0	52	5.8
Tank Smith	6	46	2	0	0	0	48	8.0
Curtis Jacobs	11	0	0	0	0	47	47	4.3
Daequan Hardy	12	0	0	0	28	18	46	3.8
Tyler Holzworth	4	19	16	0	0	0	35	8.8
Zakee Wheatley	12	0	0	0	0	34	34	2.8
Kaden Saunders	2	0	21	0	0	0	21	10.5
Dani Dennis-Sutton	12	0	0	0	0	20	20	1.7
Malick Meiga	12	0	19	0	0	0	19	1.6
Jaden Dottin	1	0	14	0	0	0	14	14.0
Johnny Dixon	12	0	0	0	0	10	10	0.8
Marquis Wilson	10	0	0	2	0	0	2	0.2
Christian Veilleux	3	-4	0	0	0	0	-4	-1.3
Total	12	2185	3004	101	379	221	5890	490.8
Opponents	12	1261	2553	95	589	127	4625	385.4

Total Offense

Player	g	plays	rush	pass	total	avg/g
Sean Clifford	12	391	177	2543	2720	226.7
Nicholas Singleton	12	149	941	0	941	78.4
Kaytron Allen	12	156	830	0	830	69.2
Drew Allar	9	77	52	344	396	44.0
Keyvone Lee	5	25	94	0	94	18.8
KeAndre Lambert-Smith	12	2	0	73	73	6.1
Tank Smith	6	19	46	0	46	7.7
Christian Veilleux	3	11	-4	44	40	13.3
Devyn Ford	4	7	37	0	37	9.3
Tyler Holzworth	4	6	19	0	19	4.8
Parker Washington	10	2	8	0	8	0.8
Omari Evans	12	1	7	0	7	0.6
Total	12	858	2185	3004	5189	432.4
Opponents	12	829	1261	2553	3814	317.8

2022 RESULTS & STATISTICS

Team Defense

#	Player	gp	Tackles				tfl/yds	Sacks	Pass defense			Fumbles		blkd	
			ua	a	tot	no-yds		int-yds	brup	qbh	fr-yds	ff	kick	saf	
16	Ji' Ayir Brown	12	50	16	66	5.5-23	3-14	3-92	3	5	1-0	2	.	.	
11	Abdul Carter	12	35	20	55	10.5-64	6.5-59	.	4	5	.	2	.	.	
23	Curtis Jacobs	11	25	22	47	5.5-23	2-15	1-47	2	2	2-0	1	.	.	
41	Kobe King	12	19	20	39	4-10	.	.	2	1	1-14	.	.	.	
43	Tyler Elsdon	12	22	16	38	3-6	1-2	.	1	2	1-0	.	.	.	
0	Jonathan Sutherland	12	22	13	35	1.5-7	1-7	.	1	2	1-0	.	.	.	
97	PJ Mustipher	12	17	17	34	1-0	.	.	.	1	
7	Jaylen Reed	12	23	8	31	2-6	.	.	3	1	
34	Dominic DeLuca	12	17	10	27	2-6	1-3	.	1	2	.	.	1	.	
4	Kalen King	12	21	6	27	3-8	.	2-0	18	1	1-1	1	.	.	
9	Joey Porter Jr.	10	21	6	27	.	.	.	11	1	1-0	.	.	.	
6	Zakee Wheatley	12	20	4	24	.	.	2-34	1	.	.	1	.	.	
44	Demeioun Robinson	11	17	6	23	8.5-29	4-19	.	2	3	1-0	1	.	.	
20	Adisa Isaac	12	11	12	23	9-45	4-32	.	.	8	
2	Keaton Ellis	12	14	8	22	2-6	.	.	6	
3	Johnny Dixon	12	15	5	20	4.5-24	3-20	2-10	9	1	.	1	.	.	
8	Marquis Wilson	10	11	7	18	1.5-3	.	.	2	.	.	1	.	.	
46	Nick Tarburton	12	10	8	18	5.5-15	2-6	.	2	1	1-0	1	.	.	
33	Dani Dennis-Sutton	12	10	6	16	3.5-22	3-21	1-20	1	3	
91	Dvon Ellies	12	5	9	14	2-12	1-9	.	1	1	.	1	.	.	
21	Kevin Winston	11	10	4	14	1-3	
56	Amin Vanover	12	8	6	14	3.5-18	1-12	.	3	2	
51	Hakeem Beamon	12	7	7	14	6-16	.	.	4	2	
25	Daequan Hardy	12	9	4	13	0.5-1	0.5-1	1-18	4	1	.	1	.	.	
99	Coziah Izzard	8	7	3	10	4-21	2-12	.	.	1	
45	Charlie Katshir	6	6	3	9	2-7	
52	Jordan van den Berg	12	4	4	8	1-3	1-3	.	.	2	.	1	.	.	
42	Jamari Buddin	8	4	4	8	1.5-2	.	.	.	1	1-0	.	.	.	
39	Robbie Dwyer	10	2	3	5	
5	Cam Miller	9	3	2	5	
28	Zane Durant	11	1	4	5	1-8	1-8	
29	Sebastian Costantini	12	3	1	4	.	.	.	1	
80	Malick Meiga	12	2	2	4	1	.	.	
18	Davon Townley	7	.	3	3	
86	Brenton Strange	12	2	.	2	
92	Jake Pinegar	12	2	.	2	
36	Zuriah Fisher	2	1	1	2	
90	Rodney McGraw	5	.	1	1	
93	Sander Sahaydak	7	1	.	1	
84	Theo Johnson	10	1	.	1	
28	Devyn Ford	4	1	.	1	
13	Kaytron Allen	12	1	.	1	
48	Cody Romano	5	1	.	1	
94	Jake Wilson	12	.	1	1	2	
82	Liam Clifford	10	1	.	1	
99	Gabe Nwosu	8	1	.	1	
14	Sean Clifford	12	1	.	1	
6	Harrison Wallace III	12	1	.	1	
44	Tyler Warren	11	1-0	.	.	.	
	Totals	12	465	272	737	95-388	37-243	12-221	82	51	12-15	15	1	1	
	Opponents	12	494	350	844	52-179	18-113	7-127	37	36	8-0	10	1	0	

SCORING SUMMARY

Plays	Yds	Time	Result	Qtr.	Scoring Play
PURDUE (5)					
12	79	5:23	TD	2	Tinsley 12 yd pass from Clifford (Pinegar kick)
8	43	4:30	TD	2	Clifford 2 yd rush (Pinegar kick)
2	82	0:28	TD	2	Strange 67 yd pass from Clifford (Pinegar kick)
4	55	1:20	TD	4	Lambert-Smith 29 yd pass from Clifford (Pinegar kick)
8	80	1:25	TD	4	Lee 10 yd pass from Clifford (Pinegar kick)
OHIO (8)					
12	77	5:51	TD	1	Clifford 1 yd rush (Pinegar kick)
1	85	0:30	TD	1	Singleton 70 yd rush (Pinegar kick)
-	-	-	SAF	2	Safety (Fumble recovered in end zone)
10	49	4:00	FG	2	Pinegar 25 yd field goal
8	78	1:14	TD	2	Tinsley 12 yd pass from Clifford (Pinegar kick)
5	70	2:08	TD	3	Evans 32 yd pass from Allar (Pinegar kick)
3	52	1:15	TD	3	Singleton 44 yd rush (Pinegar kick)
9	55	4:00	TD	4	Dinkins, Kh. 28 yd pass from Allar (Pinegar kick missed)
AUBURN (7)					
9	75	3:59	TD	1	Clifford 7 yd rush (Pinegar kick)
11	68	5:06	TD	2	Allen 3 yd rush (Pinegar kick)
3	58	1:07	TD	3	Singleton 1 yd rush (Pinegar kick)
4	-1	1:09	FG	3	Pinegar 48 yd field goal
6	48	3:07	TD	3	Allen 6 yd rush (Pinegar kick)
4	75	2:24	TD	4	Singleton 54 yd rush (Pinegar kick)
9	65	5:47	FG	4	Pinegar 22 yd field goal
CENTRAL MICHIGAN (5)					
9	59	4:56	TD	1	Tinsley 5 yd pass from Clifford (Pinegar kick)
3	15	1:11	TD	1	Strange 4 yd pass from Clifford (Pinegar kick)
5	34	1:38	TD	2	Allen 14 yd rush (Pinegar kick)
2	7	0:45	TD	3	Strange 3 yd pass from Clifford (Pinegar kick blocked)
4	52	1:22	TD	4	Clifford 1 yd rush (Pass failed)
NORTHWESTERN (3)					
5	60	1:44	TD	1	Strange 20 yd pass from Clifford (Pinegar kick)
7	45	3:47	TD	2	Singleton 2 yd rush (Pinegar kick)
7	54	2:41	FG	4	Pinegar 38 yd field goal
MICHIGAN (3)					
7	75	2:18	TD	2	Allen 1 yd rush (Pinegar kick)
-	47	-	TD	2	Jacobs 47 yd interception return (Pinegar kick)
9	70	1:38	FG	3	Pinegar 27 yd field goal
MINNESOTA (7)					
9	51	3:02	FG	1	Pinegar 41-yd field goal
7	76	2:55	TD	2	Warren 38 yd pass from Clifford (Pinegar kick)
8	86	3:05	TD	2	Johnson 18 yd pass from Clifford (Pinegar kick)
4	64	1:06	TD	3	Washington 35 yd pass from Clifford (Pinegar kick)
7	55	2:37	TD	3	Singleton 16 yd run (Pinegar kick)
11	67	4:39	TD	3	Tinsley 20 yd pass from Clifford (Pinegar kick)
3	40	1:27	TD	4	Singleton 30 yd run (Pinegar kick)

Plays	Yds	Time	Result	Qtr.	Scoring Play
OHIO STATE (5)					
6	73	2:49	TD	2	Washington 58 yd pass from Clifford (Pinegar kick)
6	79	1:49	TD	2	Lambert-Smith 23 yd pass from Clifford (Pinegar kick)
13	75	5:44	TD	4	Allen 1 yd rush (Pinegar kick)
7	48	2:28	FG	4	Pinegar 44-yd field goal
8	75	1:30	TD	4	Allen 5 yd pass from Clifford (Pinegar kick)
INDIANA (7)					
10	54	3:46	TD	1	Singleton 1 yd rush (Pinegar kick)
2	38	0:28	TD	2	Allen 11 yd rush (Pinegar kick)
8	85	2:37	TD	2	Allen 6 yd rush (Pinegar kick)
8	13	2:26	FG	2	Pinegar 50-yd field goal
7	96	2:54	TD	3	Allen 6 yd rush (Pinegar kick)
10	64	3:43	TD	4	Wallace III 1 yd pass from Allar (Pinegar kick)
1	4	0:04	TD	4	Johnson 4 yd pass from Allar (Pinegar kick)
MARYLAND (6)					
9	47	4:28	TD	1	Strange 3 yd pass from Clifford (Pinegar kick)
6	64	3:30	TD	1	Singleton 45 yd rush (Pinegar kick)
7	72	3:51	TD	2	Singleton 27 yd rush (Pinegar kick)
11	35	3:41	FG	2	Pinegar 50-yd field goal
7	48	1:09	FG	2	Pinegar 46-yd field goal
8	61	3:46	FG	3	Pinegar 21-yd field goal
RUTGERS (9)					
-	100	-	TD	1	Singleton 100-yd kickoff return (Pinegar kick)
-	14	-	TD	1	King, Ko. 14 yd fumble return (Pinegar kick)
5	30	1:52	TD	2	Warren 10 yd pass from Clifford (Pinegar kick)
6	67	0:59	TD	2	Clifford 14 yd rush (Pinegar kick)
-	70	-	TD	3	Brown 70 yd fumble return (Pinegar kick)
9	75	3:14	FG	3	Pinegar 22-yd field goal
2	75	0:35	TD	3	Allen 8 yd run (Pinegar Kick)
8	57	3:14	FG	4	Sahaydak 20-yd field goal
13	65	6:28	TD	4	Allar 1 yd rush (Sahaydak kick)
MICHIGAN STATE (5)					
11	90	4:51	TD	1	Johnson 11 yd pass from Clifford (Pinegar kick)
5	80	2:08	TD	2	Johnson 48 yd pass from Lambert-Smith (Pinegar kick)
2	17	0:45	TD	3	Warren 14 yd pass from Clifford (Pinegar kick)
11	75	6:21	TD	4	Singleton 12 yd pass from Clifford (Pinegar kick)
1	35	0:08	TD	4	Lambert-Smith 35 yd pass from Clifford (Pinegar kick)

RED ZONE RECAP

PENN STATE

OPPONENT

Opponent	Scores/Chances	Result	Pct.
at Purdue	3/3	3 TD	100%
Ohio	3/3	2 TD, 1 FG	100%
at Auburn	5/5	4 TD, 1 FG	100%
Central Michigan	5/6	5 TD, 1 Missed FG	83%
Northwestern	3/3	2 TD, 1 FG	100%
at Michigan	2/2	1 TD, 1 FG	100%
Minnesota	3/3	3 TD	100%
Ohio State	2/3	2 TD, 1 TO on Downs	67%
at Indiana	6/7	6 TD, 1 End of Game	86%
Maryland	2/2	1 TD, 1 FG	100%
at Rutgers	6/6	4 TD, 2 FG	100%
Michigan State	3/5	3 TD, 2 Missed FG	60%
TOTAL	43/48	36 TD, 7 FG, 3 Missed FG, 1 TO on Downs, 1 End of Game	90%

Opponent	Scores/Chances	Result	Pct.
at Purdue	4/4	3 TD, 1 FG	100%
Ohio	2/2	1 TD, 1 FG	100%
at Auburn	2/4	2 FG, 1 INT, 1 TO on Downs	50%
Central Michigan	2/4	2 TD, 1 Fumble, 1 TO on Downs	50%
Northwestern	0/1	1 TO on Downs	0%
at Michigan	6/6	2 TD, 4 FGs	100%
Minnesota	3/4	2 TD, 1 FG	75%
Ohio State	4/5	2 TD, 2 FG, 1 End of Half	80%
at Indiana	2/4	2 TD, 1 Punt, 1 INT	50%
Maryland	0/1	1 TO on Downs	0%
at Rutgers	1/2	1 TD, 1 Fumble	50%
Michigan State	2/2	2 TD	100%
TOTAL	28/39	17 TD, 11 FG, 2 INT, 2 Fumble, 4 TO on Downs, 1 Punt, 1 End of Half	72%

PENN STATE GAME-BY-GAME

Date	Opponent	Rushing				Receiving				Passing				Kick Returns				Punt Returns				tot off
		no.	yds	td	lg	no.	yds	td	lg	cmp-att-int	yds	td	lg	no.	yds	td	lg	no.	yds	td	lg	
09/01/2022	at Purdue	32	98	1	12	22	308	4	67	22-41-1	308	4	67	4	70	0	25	2	1	0	10	406
09/10/2022	Ohio	34	234	3	70	31	338	3	34	31-42-0	338	3	34	3	56	0	20	5	47	0	30	572
09/17/2022	at Auburn	39	245	5	54	17	232	0	34	17-23-0	232	0	34	1	30	0	30	0	0	0	0	477
09/24/2022	Central Mich.	32	166	2	37	24	237	3	29	24-39-0	237	3	29	1	19	0	19	2	19	0	14	403
10/01/2022	Northwestern	58	220	1	19	10	140	1	43	10-20-1	140	1	43	0	0	0	0	1	12	0	12	360
10/15/2022	at Michigan	22	111	1	62	12	157	0	48	12-29-0	157	0	48	4	57	0	19	0	0	0	0	268
10/22/2022	Minnesota	34	175	2	30	24	304	4	38	24-33-1	304	4	38	0	0	0	0	2	-4	0	0	479
10/29/2022	Ohio St.	33	111	1	27	32	371	3	58	32-47-3	371	3	58	2	39	0	22	2	4	0	7	482
11/05/2022	at Indiana	49	179	4	15	24	304	2	45	24-35-1	304	2	45	0	0	0	0	3	25	0	19	483
11/12/2022	Maryland	43	249	2	45	16	164	1	33	16-30-0	164	1	33	0	0	0	0	3	-3	0	1	413
11/19/2022	at Rutgers	37	237	3	59	22	199	1	25	22-36-0	199	1	25	2	108	1	100	1	0	0	0	436
11/26/2022	Michigan St.	45	160	0	31	20	250	5	48	20-25-0	250	5	48	0	0	0	0	1	0	0	0	410
Penn St.		458	2185	25	70	254	3004	27	67	254-400-7	3004	27	67	17	379	1	100	22	101	0	30	5189
Opponents		393	1261	13	67	230	2553	10	55	230-436-12	2553	10	55	30	589	0	66	14	95	0	16	3814

Penn St. Averages

Games	Avg/ rush	Avg/ catch	Pass effc	KR avg	PR avg	All purpose avg/game	Total offense avg/game
12	4.8	11.8	145.4	22.3	4.6	490.8	432.4

Date	Opponent	Tackles			Sacks no-yds	Fumble		Pass Defense			blkd kick	PAT attempts			off			
		ua	a total	tfl-yds		ff	fr-yds	int-yds	qbh	brup		kick	rush	rcv	saf	t/o	pts	
09/01/2022	at Purdue	43	8	51	3.0-21	2-17	1	1-0	0-0	1	16	0	5-5	0	0	0	7	35
09/10/2022	Ohio	29	30	59	5.0-16	1-5	0	0-0	0-0	5	9	0	5-6	0	0	1	0	46
09/17/2022	at Auburn	51	10	61	11.0-52	7-44	3	2-0	2-27	9	3	0	5-5	0	0	0	7	41
09/24/2022	Central Mich.	38	24	62	3.0-18	2-17	1	2-1	2-34	5	13	0	3-4	0	0	0	13	33
10/01/2022	Northwestern	30	18	48	5.0-16	1-5	1	2-0	1-30	3	10	0	2-2	0	0	0	14	17
10/15/2022	at Michigan	49	42	91	7.0-18	1-5	2	0-0	1-47	1	1	0	2-2	0	0	0	7	17
10/22/2022	Minnesota	34	36	70	7.0-17	1-1	0	0-0	1-35	6	6	1	6-6	0	0	0	7	45
10/29/2022	Ohio St.	40	16	56	7.0-27	2-13	1	0-0	0-0	1	2	0	4-4	0	0	0	0	31
11/05/2022	at Indiana	42	14	56	16.0-64	6-34	0	0-0	3-38	4	3	0	6-6	0	0	0	21	45
11/12/2022	Maryland	35	28	63	9.0-56	7-49	2	1-0	0-0	7	7	0	3-3	0	0	0	0	30
11/19/2022	at Rutgers	32	34	66	15.0-47	4-28	2	2-14	1-10	3	2	0	7-7	0	0	0	14	55
11/26/2022	Michigan St.	42	12	54	7.0-36	3-25	2	2-0	1-0	6	10	0	5-5	0	0	0	14	35
Penn St.		465	272	737	95.0-388	37-243	15	12-15	12-221	51	82	1	53-55	0	0	1	104	430
Opponents		494	350	844	52.0-179	18-113	10	8-0	7-127	36	37	1	22-22	0	1	0	24	216

Date	Opponent	Punting								Field Goals			Kickoffs					
		no.	yds	avg	long	blkd	tb	fc	50+	i20	md-att	long	blkd	no.	yds	avg	tb	ob
09/01/2022	at Purdue	8	375	46.9	52	0	1	5	4	3	0-0	0	0	6	383	63.8	3	0
09/10/2022	Ohio	3	147	49.0	52	0	0	0	2	2	1-2	25	0	8	500	62.5	2	0
09/17/2022	at Auburn	3	129	43.0	47	0	0	1	0	2	2-2	48	0	8	514	64.3	3	1
09/24/2022	Central Mich.	4	178	44.5	51	0	0	0	1	3	0-2	0	0	6	373	62.2	3	0
10/01/2022	Northwestern	5	200	40.0	48	0	0	3	0	4	1-1	38	0	4	256	64.0	3	0
10/15/2022	at Michigan	3	129	43.0	50	0	0	0	1	1	1-1	27	0	4	231	57.8	1	1
10/22/2022	Minnesota	4	169	42.3	48	0	0	2	0	0	1-1	41	0	8	522	65.3	4	0
10/29/2022	Ohio St.	3	134	44.7	59	0	1	0	1	0	1-1	44	0	5	324	64.8	3	1
11/05/2022	at Indiana	6	257	42.8	51	0	1	0	1	2	1-1	50	0	8	510	63.8	6	0
11/12/2022	Maryland	5	193	38.6	53	0	0	1	1	2	3-3	50	0	6	387	64.5	3	0
11/19/2022	at Rutgers	7	276	39.4	58	0	0	3	2	2	2-2	22	0	10	634	63.4	7	0
11/26/2022	Michigan St.	4	200	50.0	56	0	0	0	2	1	0-2	0	0	6	388	64.7	4	0
Penn St.		55	2387	43.4	59	0	3	15	15	22	13-18	50	0	79	5022	63.6	42	3
Opponents		74	3225	43.6	72	1	2	21	16	21	14-16	51	0	49	3011	61.4	20	1

76 2022 PENN STATE FOOTBALL

OPPONENT GAME-BY-GAME

Date	Opponent	Rushing				Receiving				Passing				Kick Returns				Punt Returns				tot off
		no.	yds	td	lg	no.	yds	td	lg	cmp-att-int	yds	td	lg	no.	yds	td	lg	no.	yds	td	lg	
09/01/2022	at Purdue	22	61	2	9	30	365	1	30	30-59-0	365	1	30	3	43	0	15	1	0	0	0	426
09/10/2022	Ohio	26	99	1	25	17	164	0	22	17-40-0	164	0	17	5	83	0	18	0	0	0	0	263
09/17/2022	at Auburn	36	119	0	28	21	296	1	43	21-38-2	296	1	43	4	78	0	24	2	20	0	14	415
09/24/2022	Central Mich.	23	88	0	18	29	275	2	25	29-52-2	275	2	25	2	35	0	20	2	9	0	12	363
10/01/2022	Northwestern	28	31	0	29	15	210	1	47	15-37-1	210	1	47	1	19	0	19	0	0	0	0	241
10/15/2022	at Michigan	55	418	4	67	17	145	0	35	17-24-1	145	0	35	2	33	0	17	2	5	0	5	563
10/22/2022	Minnesota	46	165	1	16	9	175	1	49	9-22-1	175	1	49	2	39	0	23	0	0	0	0	340
10/29/2022	Ohio St.	26	98	3	41	26	354	1	42	26-34-0	354	1	42	1	26	0	26	1	8	0	8	452
11/05/2022	at Indiana	34	65	1	23	16	131	1	35	16-29-3	131	1	35	2	32	0	22	1	12	0	12	196
11/12/2022	Maryland	37	60	0	13	11	74	0	21	11-23-0	74	0	21	3	57	0	33	1	0	0	0	134
11/19/2022	at Rutgers	35	32	0	9	15	135	1	55	15-34-1	135	1	55	3	102	0	66	0	0	0	0	167
11/26/2022	Michigan St.	25	25	1	11	24	229	1	25	24-44-1	229	1	25	2	42	0	26	4	41	0	16	254
Opponents		393	1261	13	67	230	2553	10	55	230-436-12	2553	10	55	30	589	0	66	14	95	0	16	3814
Penn St.		458	2185	25	70	254	3004	27	67	254-400-7	3004	27	67	17	379	1	100	22	101	0	30	5189

Opponents Averages

Games	Avg/ rush	Avg/ catch	Pass effc	KR avg	PR avg	All purpose avg/game	Total offense avg/game
12	3.2	11.1	104.0	19.6	6.8	385.4	317.8

Date	Opponent	Tackles			Sacks	Fumble		Pass Defense			blkd kick	PAT attempts			off			
		ua	a	total		tfl-yds	no-yds	ff	fr-yds	int-yds		qbh	brup	kick	rush	rcv	saf	t/o
09/01/2022	at Purdue	44	18	62	3.0-9	1-6	0	0-0	1-72	8	6	0	4-4	0	0	0	7	31
09/10/2022	Ohio	50	28	78	8.0-44	5-35	0	0-0	0-0	1	2	0	1-1	0	0	0	0	10
09/17/2022	at Auburn	40	20	60	3.0-6	0-0	2	0-0	0-0	0	3	0	0-0	0	0	0	0	12
09/24/2022	Central Mich.	41	26	67	4.0-11	1-6	0	0-0	0-0	3	4	1	2-2	0	0	0	0	14
10/01/2022	Northwestern	47	34	81	5.0-10	0-0	4	4-0	1-0	3	2	0	1-1	0	0	0	0	7
10/15/2022	at Michigan	20	28	48	4.0-12	2-9	0	0-0	0-0	5	3	0	3-3	0	1	0	0	41
10/22/2022	Minnesota	35	32	67	2.0-4	0-0	0	0-0	1-37	2	2	0	2-2	0	0	0	3	17
10/29/2022	Ohio St.	45	30	75	4.0-19	3-18	3	1-0	3-18	4	6	0	5-5	0	0	0	14	44
11/05/2022	at Indiana	51	40	91	3.0-12	1-9	0	1-0	1-0	0	2	0	2-2	0	0	0	0	14
11/12/2022	Maryland	44	28	72	3.0-5	0-0	0	1-0	0-0	3	1	0	0-0	0	0	0	0	0
11/19/2022	at Rutgers	31	40	71	5.0-19	2-11	1	1-0	0-0	3	6	0	1-1	0	0	0	0	10
11/26/2022	Michigan St.	46	26	72	8.0-28	3-19	0	0-0	0-0	4	0	0	1-1	0	0	0	0	16
Opponents		494	350	844	52.0-179	18-113	10	8-0	7-127	36	37	1	22-22	0	1	0	24	216
Penn St.		465	272	737	95.0-388	37-243	15	12-15	12-221	51	82	1	53-55	0	0	1	104	430

Date	Opponent	Punting										Field Goals			Kickoffs			
		no.	yds	avg	long	blkd	tb	fc	50+	i20	md-att	long	blkd	no.	yds	avg	tb	ob
09/01/2022	at Purdue	7	304	43.4	55	0	1	3	1	1	1-1	36	0	6	307	51.2	0	1
09/10/2022	Ohio	8	283	35.4	45	0	0	1	0	1	1-1	21	0	4	257	64.3	0	0
09/17/2022	at Auburn	3	126	42.0	46	0	0	2	0	0	2-2	31	0	4	249	62.3	2	0
09/24/2022	Central Mich.	4	178	44.5	47	0	0	1	0	1	0-0	0	0	3	192	64.0	1	0
10/01/2022	Northwestern	7	279	39.9	49	0	0	2	0	2	0-0	0	0	2	114	57.0	0	0
10/15/2022	at Michigan	0	0	0.0	0	0	0	0	0	0	4-4	37	0	9	556	61.8	5	0
10/22/2022	Minnesota	7	299	42.7	53	1	0	1	3	2	1-1	35	0	3	195	65.0	3	0
10/29/2022	Ohio St.	3	156	52.0	53	0	0	1	3	1	3-4	40	0	9	579	64.3	3	0
11/05/2022	at Indiana	9	417	46.3	69	0	0	1	3	5	0-0	0	0	2	130	65.0	2	0
11/12/2022	Maryland	9	395	43.9	59	0	0	3	2	2	0-0	0	0	1	65	65.0	1	0
11/19/2022	at Rutgers	12	516	43.0	53	0	0	5	1	4	1-2	42	0	3	182	60.7	1	0
11/26/2022	Michigan St.	5	272	54.4	72	0	1	1	3	2	1-1	51	0	3	185	61.7	2	0
Opponents		74	3225	43.6	72	1	2	21	16	21	14-16	51	0	49	3011	61.4	20	1
Penn St.		55	2387	43.4	59	0	3	15	15	22	13-18	50	0	79	5022	63.6	42	3

INDIVIDUAL GAME-BY-GAME

RUSHING & RECEIVING

Rushing

Player	No-Yds/TD	Purdue	Ohio	AUB	CMU	NU	Mich	MINN	OSU	IND	MD	RU	MSU
Kaytron Allen	156-830/9	8-31/0	6-23/0	9-52/2	13-111/1	21-86/0	6-16/1	15-77/0	12-76/1	18-86/3	16-73/0	11-117/1	21-82/0
Nicholas Singleton	149-941/10	10-31/0	10-179/2	10-124/2	12-42/0	21-87/1	6-19/0	13-79/2	14-45/0	16-73/1	11-122/2	9-62/0	17-78/0
Sean Clifford	61-177/5	4-2/1	8-14/1	6-15/1	5-23/1	3-13/0	6-74/0	-	7--10/0	4--2/0	4-13/0	7-35/1	7-0/0
Keyvone Lee	25-94/0	9-30/0	1-0/0	4-18/0	DNP	10-40/0	1-6/0	DNP	DNP	DNP	DNP	DNP	DNP
Tank Smith	19-46/0	DNP	2-14/0	DNP	DNP	-	DNP	4-13/0	DNP	6-6/0	6-13/0	1-0/0	DNP
Drew Allar	18-52/1	-	5-11/0	-	1--6/0	DNP	2--3/0	-	DNP	3-11/0	1-12/0	6-27/1	DNP
Devyn Ford	7-37/0	-	-	7-37/0	-	DNP	DNP	DNP	DNP	DNP	DNP	DNP	DNP
Tyler Holzworth	6-19/0	DNP	1-0/0	DNP	DNP	DNP	DNP	DNP	DNP	2-5/0	3-14/0	-	DNP
Parker Washington	2-8/0	1-4/0	-	-	-	-	-	-	-	-	1-4/0	DNP	DNP
Christian Veilleux	2-4/0	DNP	1--7/0	1-3/0	DNP	DNP	DNP	DNP	DNP	DNP	-	DNP	DNP
Omari Evans	1-7/0	-	-	-	-	-	-	1-7/0	-	-	-	-	-
Brenton Strange	1-0/0	-	-	-	-	-	-	-	-	-	-	1-0/0	-

Receiving

Player	No-Yds/TD	Purdue	Ohio	AUB	CMU	NU	Mich	MINN	OSU	IND	MD	RU	MSU
Parker Washington	46-611/2	2-30/0	4-60/0	4-58/0	6-64/0	4-73/0	3-33/0	7-70/1	11-179/1	4-30/0	1-14/0	DNP	DNP
Mitchell Tinsley	45-528/4	7-84/1	3-27/1	3-47/0	4-51/1	2-16/0	5-57/0	4-58/1	5-24/0	5-63/0	1-25/0	5-63/0	1-13/0
Brenton Strange	32-362/5	2-77/1	1-12/0	6-80/0	5-42/2	1-20/1	1-9/0	1-5/0	4-13/0	2-29/0	3-34/1	4-24/0	2-17/0
KeAndre Lambert-Smith	21-265/3	4-58/1	2-26/0	2-16/0	1-4/0	-	-	-	2-58/1	1-9/0	1-2/0	3-9/0	5-83/1
Theo Johnson	19-300/4	DNP	DNP	-	1-11/0	1-8/0	-	5-75/1	2-57/0	4-43/1	3-44/0	-	3-62/2
Harrison Wallace III	17-226/1	-	4-35/0	-	2-39/0	1-12/0	2-57/0	1-17/0	1-4/0	1-1/1	1-8/0	3-49/0	1-4/0
Kaytron Allen	17-172/1	1-9/0	1-22/0	-	1-7/0	-	1-1/0	3-13/0	2-13/1	2-72/0	1-1/0	2-10/0	3-24/0
Nicholas Singleton	11-85/1	-	1-0/0	-	1-0/0	1-11/0	-	2-28/0	1-6/0	-	1-5/0	1-5/0	3-30/1
Tyler Warren	9-108/3	3-23/0	1-16/0	-	-	DNP	-	1-38/1	1-4/0	-	-	1-10/1	2-17/1
Liam Clifford	8-89/0	-	1-12/0	-	2-19/0	-	DNP	-	-	3-31/0	1-17/0	1-10/0	DNP
Omari Evans	5-55/1	-	2-30/1	-	-	-	-	-	2-14/0	-	-	1-11/0	-
Devyn Ford	5-31/0	1-12/0	2-13/0	1-6/0	1-0/0	DNP	DNP	DNP	DNP	DNP	DNP	DNP	DNP
Khalil Dinkins	4-53/1	DNP	1-28/1	-	-	DNP	DNP	-	DNP	1-17/0	1-0/0	1-8/0	DNP
Keyvone Lee	3-23/1	2-15/1	1-8/0	-	DNP	-	-	DNP	DNP	DNP	DNP	DNP	DNP
Malick Meiga	3-19/0	-	2-12/0	-	-	-	-	-	-	-	1-7/0	-	-
Sean Clifford	2-24/0	-	-	1-25/0	-	-	-	-	1--1/0	-	-	-	-
Kaden Saunders	2-21/0	DNP	2-21/0	-	DNP	DNP	DNP	DNP	DNP	DNP	DNP	DNP	DNP
Tyler Holzworth	2-16/0	DNP	-	DNP	DNP	DNP	DNP	DNP	DNP	1-9/0	1-7/0	-	DNP
Jaden Dottin	2-14/0	DNP	2-14/0	DNP	DNP	DNP	DNP	DNP	DNP	DNP	DNP	DNP	DNP
Tank Smith	1-2/0	DNP	1-2/0	DNP	DNP	-	DNP	-	DNP	-	-	-	DNP

KICKING & PUNTING

KICKOFFS

Season	KO	Total Yards	TB	OB	Kick Avg.	Returns	Rtn. Yds.	Yds./Rtn.
Pinegar, Jake	46	2950	31	1	64.1	12	268	22.3
Nwosu, Gabriel	18	1138	7	1	63.2	8	147	18.4
Sahaydak, Sander	15	934	4	1	62.3	10	173	17.3

Gabriel Nwosu

Game	KO	Total Yards	TB	OB	Kick Avg.	Returns	Rtn. Yds.	Yds./Rtn.
at Purdue	3	191	2	0	63.7	1	15	15.0
Ohio	4	260	2	0	65.0	1	17	17.0
at Auburn	5	320	5	0	64.0	3	53	17.6
Central Michigan	1	61	0	0	61.0	1	20	20.0
Northwestern	2	126	1	0	63.0	1	19	19.0
at Michigan	1	48	0	1	48	-	-	-
Minnesota	2	132	0	0	66	1	23	23

Sander Sayahdak

Game	KO	Total Yards	TB	OB	Kick Avg.	Returns	Rtn. Yds.	Yds./Rtn.
at Purdue	3	192	1	0	64.0	2	28	14.0
Ohio	4	240	0	0	60.0	4	66	16.5
at Auburn	3	194	1	1	64.7	1	24	24.0
Central Michigan	1	54	0	0	54.0	1	15	15.0
at Indiana	1	59	0	0	59.0	1	22	22.0
at Rutgers	3	195	2	0	65.0	1	18	18.0

Jake Pinegar

Game	KO	Total Yards	TB	OB	Kick Avg.	Returns	Rtn. Yds.	Yds./Rtn.
Central Michigan	4	258	3	0	64.5	-	-	-
Northwestern	2	130	2	0	65.0	-	-	-
at Michigan	3	183	1	0	61.0	2	33	16.5
Minnesota	6	390	4	0	65	1	16	16.0
Ohio State	5	324	3	1	64.8	1	26	26.0
at Indiana	7	451	6	0	64.4	1	10	10.0
Maryland	6	387	3	0	64.5	3	57	19.0
at Rutgers	7	439	5	0	62.7	2	84	42.0
Michigan State	6	388	4	0	64.7	2	42	21.0

PUNTING

Season	No.	Total Yds	Avg.	Long	I20	50+	TB	FC	Blk
Amor, Barney	50	2196	43.9	59	20	15	3	14	-
Bacchetta, Alex	3	123	41.0	42	2	0	0	1	-
Nwosu, Gabe	2	68	34.0	36	0	0	0	0	-

Barney Amor

Game	No.	Total Yds	Avg.	Long	I20	50+	TB	FC	Blk
at Purdue	8	375	46.9	52	3	4	1	5	-
Ohio	3	147	49.0	52	2	2	0	0	-
at Auburn	3	129	43.0	47	2	0	0	1	-
Central Michigan	4	178	44.5	51	3	1	0	0	-
Northwestern	5	200	40.0	48	4	0	0	3	-
at Michigan	3	129	43.0	50	1	1	0	0	-
Minnesota	4	169	42.2	48	0	0	0	2	-
Ohio State	3	134	44.7	59	0	1	1	0	-
at Indiana	4	189	47.2	51	2	1	1	0	-
Maryland	3	112	37.3	53	0	0	0	1	-
at Rutgers	6	234	39.0	58	4	1	0	2	-
Michigan State	4	200	50.0	56	1	2	0	0	-

Gabriel Nwosu

Game	No.	Total Yds	Avg.	Long	I20	50+	TB	FC	Blk
at Indiana	2	68	34	36	0	0	0	0	-

Alex Bacchetta

Game	No.	Total Yds	Avg.	Long	I20	50+	TB	FC	Blk
Maryland	2	81	40.5	41	2	0	0	1	-
at Rutgers	1	42	42.0	42	0	0	0	1	-

78 2022 PENN STATE FOOTBALL

INDIVIDUAL GAME-BY-GAME

PASSING

#1 KeAndre Lambert-Smith	Comp	Att	Int	Pct	Yards	TD	Long	Sacked	Effic.
Auburn	1	1	0	100.0	25	0	25	0-0	310.0
Michigan St.	1	1	0	100.0	48	1	48	0-0	833.2
Totals	2	2	0	100.0	73	1	48	0-0	571.6

#11 Christian Veilleux	Comp	Att	Int	Pct	Yards	TD	Long	Sacked	Effic.
Ohio	6	7	0	85.7	37	0	13	1-7	130.1
Auburn	0	1	0	0.0	0	0	0	0-0	0.0
Maryland	1	1	0	100.0	7	0	7	0-0	158.8
Totals	7	9	0	77.8	44	0	13	1-7	118.8

#14 Sean Clifford	Comp	Att	Int	Pct	Yards	TD	Long	Sacked	Effic.
Purdue	20	37	1	54.1	282	4	67	1-6	148.3
Ohio	19	27	0	70.4	213	1	34	3-22	148.9
Auburn	14	19	0	73.7	178	0	34	0-0	152.4
Central Mich.	22	34	0	64.7	217	3	29	0-0	147.4
Northwestern	10	20	1	50.0	140	1	43	0-0	115.3
Michigan	7	19	0	36.8	120	0	48	1-2	89.9
Minnesota	23	31	1	74.2	295	4	38	0-0	190.3
Ohio St.	32	47	3	68.1	371	3	58	3-18	142.7
Indiana	15	23	1	65.2	229	0	45	1-9	140.2
Maryland	12	23	0	52.2	139	1	33	0-0	117.3
Rutgers	17	26	0	65.4	157	1	25	2-11	128.8
Michigan St.	19	24	0	79.2	202	4	35	3-19	204.9
Totals	210	330	7	63.6	2543	22	67	14-87	146.1

#15 Drew Allar	Comp	Att	Int	Pct	Yards	TD	Long	Sacked	Effic.
Purdue	2	4	0	50.0	26	0	15	0-0	104.6
Ohio	6	8	0	75.0	88	2	32	1-6	249.9
Auburn	2	2	0	100.0	29	0	16	0-0	221.8
Central Mich.	2	5	0	40.0	20	0	20	1-6	73.6
Michigan	5	10	0	50.0	37	0	10	1-7	81.1
Minnesota	1	2	0	50.0	9	0	9	0-0	87.8
Indiana	9	12	0	75.0	75	2	17	0-0	182.5
Maryland	3	6	0	50.0	18	0	17	0-0	75.2
Rutgers	5	10	0	50.0	42	0	12	0-0	85.3
Totals	35	59	0	59.3	344	4	32	3-19	130.7

TACKLE BREAKDOWN

RUSHING TACKLES

Carter, Abdul	42
Brown, Ji'Ayir	35
Jacobs, Curtis	35
King, Kobe	34
Mustipher, PJ	32
Elsdon, Tyler	24
Isaac, Adisa	22
Robinson, Chop	21
Sutherland, Jonathan	19
Tarburton, Nick	17
Dennis-Sutton, Dani	16
Beamon, Hakeem	13
Ellies, Dvon	13
Reed, Jaylen	13
DeLuca, Dominic	12
Dixon, Johnny	10
Izzard, Coziah	10
Porter Jr., Joey	10
Vanover, Amin	10
Wheatley, Zakee	9
King, Kalen	8
Winston Jr., Kevin	8
Ellis, Keaton	7
Katshir, Charlie	7
van den Berg, Jordan	7
Durant, Zane	5
Dwyer, Robbie	5
Buddin, Jamari	4
Hardy, Daequan	4
Wilson, Marquis	4
Miller, Cam	3
Townley, Davon	3
Fisher, Zuriah	2
Constantini, Sebastian	1
McGraw, Rodney	1
Romano, Cody	1
Wilson, Jake	1
TOTAL	468

PASSING TACKLES

Brown, Ji'Ayir	30
King, Kalen	19
Reed, Jaylen	18
Porter, Jr., Joey	17
Elsdon, Tyler	14
Wilson, Marquis	14
Jacobs, Curtis	12
Sutherland, Jonathan	12
Wheatley, Zakee	12
Carter, Abdul	11
Ellis, Keaton	11
Dixon, Johnny	10
DeLuca, Dominic	9
Hardy, Daequan	6
Winston Jr., Kevin	5
King, Kobe	4
Buddin, Jamari	3
Vanover, Amin	3
Isaac, Adisa	2
Katshir, Charlie	2
Miller, Cam	2
Constantini, Sebastian	1
Mustipher, PJ	1
Tarburton, Nick	1
TOTAL	219

SPECIAL TEAMS TACKLES

	Total	KO	Punt
DeLuca, Dominic	6	6	-
Meiga, Malick	4	3	1
Sutherland, Jonathan	4	3	1
Ellis, Keaton	3	3	-
Hardy, Daequan	3	-	3
Wheatley, Zakee	3	3	-
Carter, Abdul	2	2	-
Costantini, Sebastian	2	2	-
Pinegar, Jake	2	2	-
Brown, Ji'Ayir	1	-	1
Buddin, Jamari	1	1	-
Clifford, Liam	1	1	-
Elsdon, Tyler	1	-	1
Ford, Devyn	1	1	-
Johnson, Theo	1	-	1
King, Kobe	1	1	-
Nwosu, Gabe	1	1	-
Robinson, Chop	1	-	1
Sahaydak, Sander	1	1	-
Strange, Brenton	1	-	1
van den Berg, Jordan	1	-	1
Winston Jr., Kevin	1	1	-
TOTALS	42	31	11

INDIVIDUAL GAME-BY-GAME

ALL-PURPOSE

Player	g	rush	rcv	pr	kr	ir	total	avg/g
Nicholas Singleton	12	941	85	0	310	0	1336	111.3
Kaytron Allen	12	830	172	0	8	0	1010	84.2
Parker Washington	10	8	611	99	0	0	718	71.8
Mitchell Tinsley	12	0	528	0	0	0	528	44.0
Brenton Strange	12	0	362	0	0	0	362	30.2
Theo Johnson	10	0	300	0	0	0	300	30.0
KeAndre Lambert-Smith	12	0	265	0	0	0	265	22.1
Harrison Wallace III	12	0	226	0	0	0	226	18.8
Sean Clifford	12	177	24	0	0	0	201	16.8
Keyvone Lee	5	94	23	0	0	0	117	23.4
Tyler Warren	11	0	108	0	0	0	108	9.8
Omari Evans	12	7	55	0	33	0	95	7.9
Ji'Ayir Brown	12	0	0	0	0	92	92	7.7
Liam Clifford	10	0	89	0	0	0	89	8.9
Devyn Ford	4	37	31	0	0	0	68	17.0
Khalil Dinkins	7	0	53	0	0	0	53	7.6
Drew Allar	9	52	0	0	0	0	52	5.8
Tank Smith	6	46	2	0	0	0	48	8.0
Curtis Jacobs	11	0	0	0	0	47	47	4.3
Daequan Hardy	12	0	0	0	28	18	46	3.8
Tyler Holzworth	4	19	16	0	0	0	35	8.8
Zakee Wheatley	12	0	0	0	0	34	34	2.8
Kaden Saunders	2	0	21	0	0	0	21	10.5
Dani Dennis-Sutton	12	0	0	0	0	20	20	1.7
Malick Meiga	12	0	19	0	0	0	19	1.6
Jaden Dottin	1	0	14	0	0	0	14	14.0
Johnny Dixon	12	0	0	0	0	10	10	0.8
Marquis Wilson	10	0	0	2	0	0	2	0.2
Christian Veilleux	3	-4	0	0	0	0	-4	-1.3
Team	12	-22	0	0	0	0	-22	-1.8
Total	12	2185	3004	101	379	221	5890	490.8
Opponents	12	1261	2553	95	589	127	4625	385.4

GAME LEADERS

Opponent	Rushing Attempts	Rushing Yards	Receptions	Receiving Yards	All-Purpose Yards	Tackles
at Purdue	Singleton - 10	Allen/Singleton - 31	Tinsley - 7	Tinsley - 84	Singleton - 95	Porter Jr. - 8
Ohio	Singleton - 10	Singleton - 179	Wallace III/Washington - 4	Washington - 60	Singleton - 219	Elsdon - 6
at Auburn	Singleton - 10	Singleton - 124	Strange - 6	Strange - 80	Singleton - 154	Carter/Wilson, M. - 6
Central Michigan	Allen - 13	Allen - 111	Washington - 6	Washington - 64	Allen - 118	Mustipher - 6
Northwestern	Allen/Singleton - 21	Singleton - 87	Washington - 4	Washington - 72	Singleton - 98	Mustipher - 8
at Michigan	Clifford - 5	Clifford - 78	Tinsley - 3	Wallace III - 48	Singleton - 76	Brown - 9
Minnesota	Allen - 15	Singleton - 79	Washington - 7	Johnson - 75	Singleton - 107	Jacobs - 14
Ohio State	Singleton - 14	Allen - 75	Washington - 11	Washington - 179	Washington - 183	Brown - 8
at Indiana	Allen - 18	Allen - 86	Tinsley - 5	Allen - 72	Allen - 158	King, Ko. - 8
Maryland	Allen - 16	Singleton - 122	Johnson/Strange - 3	Johnson - 44	Singleton - 127	Carter - 7
at Rutgers	Allen - 11	Allen - 117	Tinsley - 5	Tinsley - 63	Singleton - 167	King, Ko. - 6
Michigan State	Allen - 21	Allen - 82	Lambert-Smith - 5	Lambert-Smith - 83	Singleton - 108	Brown/Carter - 7

80 2022 PENN STATE FOOTBALL

INDIVIDUAL GAME-BY-GAME

TACKLES

Total Tackles

Player	S-A	Total	Purdue	Ohio	AUB	CMU	NU	Mich	MINN	OSU	IND	MD	RU	MSU
Jl'Ayir Brown	50-16	66	5-0	4-1	4-1	3-1	5-1	4-5	6-1	6-2	2-1	2-1	2-2	7-0
Abdul Carter	35-20	55	-	2-3	6-0	4-1	1-1	4-1	3-5	3-1	1-1	3-4	3-1	5-2
Curtis Jacobs	25-22	47	3-3	1-4	2-1	3-0	-	3-2	7-7	1-2	-	DNP	3-2	2-1
Kobe King	19-20	39	0-1	0-1	4-1	1-2	2-0	0-3	1-2	1-2	5-3	2-0	2-4	1-1
Tyler Elsdon	22-16	38	3-0	3-3	3-1	2-0	0-1	1-5	3-0	1-0	1-1	2-2	1-2	2-1
Jonathan Sutherland	22-13	35	3-0	0-1	2-0	0-1	2-1	2-5	1-2	1-1	2-0	4-0	2-2	3-0
PJ Mustipher	17-17	34	1-0	-	1-1	3-3	4-4	4-2	-	1-2	1-0	0-1	0-1	2-3
Jaylen Reed	23-8	31	3-0	1-1	3-0	2-1	2-1	1-3	2-0	2-0	4-1	1-1	1-0	1-0
Joey Porter Jr.	21-6	27	8-0	1-0	2-0	2-3	0-1	3-1	-	4-0	1-0	DNP	DNP	0-1
Kalen King	21-6	27	1-0	0-1	2-0	3-1	2-0	3-0	1-2	2-2	-	2-0	1-0	4-0
Dominic DeLuca	17-10	27	2-0	5-0	0-1	3-0	-	1-1	1-1	2-0	1-1	0-4	2-1	0-1
Zakee Wheatley	20-4	24	2-0	0-1	1-1	4-1	3-0	3-1	1-0	1-0	2-0	1-0	1-0	1-0
Demeioun Robinson	17-6	23	1-0	0-2	1-0	0-1	2-2	4-1	DNP	1-0	2-0	3-0	-	3-0
Adisa Isaac	11-12	23	1-0	0-2	3-0	-	0-1	1-1	0-5	0-1	2-0	2-2	-	2-0
Keaton Ellis	14-8	22	1-0	1-1	-	0-1	4-0	2-3	1-0	3-2	-	1-0	1-1	-
Johnny Dixon	15-5	20	3-0	1-1	1-1	-	-	0-1	-	4-0	2-0	1-0	1-2	2-0
Marquis Wilson	11-7	18	1-0	1-1	4-2	0-1	2-0	-	0-2	DNP	DNP	1-0	2-1	-
Nick Tarburton	10-8	18	-	-	2-0	1-1	1-0	1-1	0-1	1-0	3-0	0-1	0-4	1-0
Dani Dennis-Sutton	10-6	16	-	2-0	1-0	2-0	-	2-1	2-0	0-1	1-2	0-1	0-1	-
Kevin Winston	10-4	14	DNP	2-1	-	1-1	-	1-1	-	-	3-0	0-1	3-0	-
Amin Vanover	8-6	14	1-1	1-1	-	-	0-1	0-2	2-0	-	1-1	1-0	2-0	-
Hakeem Beamon	7-7	14	0-1	-	-	0-1	0-2	1-0	0-1	1-0	1-0	1-0	1-1	2-1
Dvon Ellies	5-9	14	1-0	-	1-0	0-1	0-1	1-2	-	1-0	1-1	0-3	0-1	-
Daequan Hardy	9-4	13	2-0	1-0	3-0	0-1	-	2-0	0-3	1-0	-	-	-	-
Coziah Izzard	7-3	10	DNP	DNP	DNP	DNP	-	2-0	0-2	1-0	1-0	1-0	1-1	1-0
Charlie Katshir	6-3	9	DNP	DNP	DNP	DNP	-	DNP	2-0	DNP	1-0	2-1	0-2	1-0
Jamari Buddin	4-4	8	0-1	0-1	-	2-0	DNP	DNP	1-0	DNP	1-1	0-1	-	DNP
Jordan van den Berg	4-4	8	-	0-2	1-0	0-1	0-1	1-0	-	-	-	1-0	-	1-0
Cam Miller	3-2	5	DNP	1-2	-	-	DNP	DNP	-	-	-	1-0	1-0	-
Robbie Dwyer	2-3	5	-	2-0	-	0-1	-	-	DNP	DNP	-	0-2	-	-
Zane Durant	1-4	5	0-1	-	-	-	-	DNP	-	-	-	1-2	0-1	-
Sebastian Costantini	3-1	4	1-0	-	1-0	-	-	1-0	-	-	-	-	0-1	-
Malick Meiga	2-2	4	-	-	-	1-0	-	-	-	-	-	0-1	-	1-1
Davon Townley	0-3	3	DNP	-	-	-	DNP	DNP	0-1	DNP	0-1	-	0-1	DNP
Jake Pinegar	2-0	2	-	-	-	-	-	-	-	-	-	1-0	1-0	-
Brenton Strange	2-0	2	-	-	1-0	-	-	-	-	-	1-0	-	-	-
Zuriah Fisher	1-1	2	DNP	DNP	DNP	DNP	DNP	DNP	DNP	DNP	DNP	1-0	0-1	DNP
Liam Clifford	1-0	1	-	-	-	-	-	DNP	-	-	-	-	1-0	DNP
Theo Johnson	1-0	1	DNP	DNP	-	-	-	1-0	-	-	-	-	-	-
Cody Romano	1-0	1	DNP	-	1-0	-	DNP	DNP	-	DNP	DNP	-	DNP	DNP
Devyn Ford	1-0	1	-	-	1-0	-	DNP	DNP	DNP	DNP	DNP	DNP	DNP	DNP
Sean Clifford	1-0	1	-	-	-	-	-	-	-	1-0	-	-	-	-
Sander Sahaydak	1-0	1	-	-	-	-	DNP	DNP	DNP	-	1-0	DNP	-	DNP
Kaytron Allen	1-0	1	-	-	-	-	-	-	-	1-0	-	-	-	-
Harrison Wallace III	1-0	1	-	-	-	-	-	-	-	-	1-0	-	-	-
Gabe Nwosu	1-0	1	-	-	-	1-0	-	-	-	DNP	-	DNP	DNP	DNP
Rodney McGraw	0-1	1	DNP	-	DNP	-	DNP	DNP	0-1	DNP	DNP	-	DNP	-
Jake Wilson	0-1	1	-	-	-	-	-	-	-	-	-	-	0-1	-

INDIVIDUAL GAME-BY-GAME

TACKLES FOR LOSS

Player	UA-A	Total	Purdue	Ohio	AUB	CMU	NU	Mich	MINN	OSU	IND	MD	RU	MSU
Abdul Carter	10-1	10.5	-	-	1.0-11	-	1.0-1	1.0-1	0.5-0	1.0-8	-	1.0-11	2.0-15	3.0-17
Adisa Isaac	7-4	9.0	-	1.0-2	3.0-10	-	0.5-2	-	0.5-2	-	2.0-13	1.0-7	-	1.0-9
Demeioun Robinson	7-3	8.5	-	1.0-3	1.0-9	-	0.5-1	1.0-1	DNP	-	2.0-5	2.0-9	-	1.0-1
Hakeem Beamon	4-4	6.0	0.5-2	-	-	-	0.5-2	1.0-2	0.5-1	-	1.0-1	1.0-4	1.5-4	-
Ji' Ayir Brown	5-1	5.5	-	0.5-1	1.0-5	-	1.0-5	1.0-3	-	-	1.0-7	1.0-2	-	-
Curtis Jacobs	5-1	5.5	-	0.5-2	1.0-5	-	-	-	2.0-5	-	-	DNP	2.0-11	-
Nick Tarburton	4-3	5.5	-	-	-	1.0-1	1.0-5	-	-	-	2.0-7	-	1.5-2	-
Johnny Dixon	4-1	4.5	1.0-10	1.5-7	-	-	-	-	-	1.0-5	1.0-2	-	-	-
Coziah Izzard	4-0	4.0	DNP	DNP	DNP	DNP	-	2.0-9	-	-	1.0-7	-	-	1.0-5
Kobe King	3-2	4.0	-	-	-	-	-	-	-	0.5-1	2.5-6	1.0-3	-	-
Amin Vanover	3-1	3.5	0.5-2	-	-	-	-	-	-	-	-	1.0-12	2.0-4	-
Dani Dennis-Sutton	3-1	3.5	-	-	1.0-4	2.0-17	-	-	-	0.5-1	-	-	-	-
Kalen King	3-0	3.0	-	-	-	-	-	1.0-2	-	1.0-2	-	-	-	1.0-4
Tyler Elsdon	2-2	3.0	-	0.5-1	0.5-1	-	-	-	1.0-2	-	-	-	1.0-2	-
Keaton Ellis	2-0	2.0	-	-	-	-	-	-	-	1.0-5	-	-	1.0-1	-
Charlie Katshir	2-0	2.0	DNP	DNP	DNP	DNP	-	DNP	1.0-5	DNP	1.0-2	-	-	-
Jaylen Reed	2-0	2.0	-	-	-	-	-	-	-	1.0-2	1.0-4	-	-	-
Dvon Ellies	2-0	2.0	-	-	-	-	-	-	-	1.0-3	1.0-9	-	-	-
Dominic DeLuca	1-2	2.0	-	-	0.5-2	-	-	-	-	-	-	-	1.5-4	-
Jamari Buddin	1-1	1.5	-	-	-	-	DNP	DNP	1.0-1	DNP	0.5-1	-	-	DNP
Marquis Wilson	1-1	1.5	-	-	0.5-2	-	-	-	-	DNP	DNP	-	1.0-1	-
Jonathan Sutherland	1-1	1.5	1.0-7	-	-	-	-	-	-	-	-	-	0.5-0	-
Zane Durant	1-0	1.0	-	-	-	-	-	DNP	-	-	-	1.0-8	-	-
Kevin Winston	1-0	1.0	DNP	-	-	-	-	-	-	-	-	-	1.0-3	-
Jordan van den Berg	1-0	1.0	-	-	1.0-3	-	-	-	-	-	-	-	-	-
PJ Mustipher	0-2	1.0	-	-	0.5-0	-	0.5-0	-	-	-	-	-	-	-
Daequan Hardy	0-1	0.5	-	-	-	-	-	-	0.5-1	-	-	-	-	-

SACKS

Player	UA-A	Total	Purdue	Ohio	AUB	CMU	NU	Mich	MINN	OSU	IND	MD	RU	MSU
Abdul Carter	6-1	6.5	-	-	1-11	-	-	-	0.5-0	1-8	-	1-11	1-13	2-16
Adisa Isaac	4-0	4	-	-	1-7	-	-	-	-	-	1-9	1-7	-	1-9
Demeioun Robinson	4-0	4	-	-	1-9	-	-	-	DNP	-	1-1	2-9	-	-
Dani Dennis-Sutton	3-0	3	-	-	1-4	2-17	-	-	-	-	-	-	-	-
Johnny Dixon	3-0	3	1-10	1-5	-	-	-	-	-	1-5	-	-	-	-
Ji' Ayir Brown	3-0	3	-	-	1-5	-	-	-	-	-	1-7	1-2	-	-
Nick Tarburton	2-0	2	-	-	-	-	1-5	-	-	-	1-1	-	-	-
Coziah Izzard	2-0	2	DNP	DNP	DNP	DNP	-	1-5	-	-	1-7	-	-	-
Curtis Jacobs	2-0	2	-	-	1-5	-	-	-	-	-	-	DNP	1-10	-
Zane Durant	1-0	1	-	-	-	-	-	DNP	-	-	-	1-8	-	-
Dominic DeLuca	1-0	1	-	-	-	-	-	-	-	-	-	-	1-3	-
Tyler Elsdon	1-0	1	-	-	-	-	-	-	-	-	-	-	1-2	-
Jordan van den Berg	1-0	1	-	-	1-3	-	-	-	-	-	-	-	-	-
Amin Vanover	1-0	1	-	-	-	-	-	-	-	-	-	1-12	-	-
Dvon Ellies	1-0	1	-	-	-	-	-	-	-	-	1-9	-	-	-
Jonathan Sutherland	1-0	1	1-7	-	-	-	-	-	-	-	-	-	-	-
Daequan Hardy	0-1	0.5	-	-	-	-	-	-	0.5-1	-	-	-	-	-

82 2022 PENN STATE FOOTBALL

TURNOVERS BY GAME

PENN STATE: 21 GAINED

TYPE	QTR	PLAYER	PLAYS/ YDS	1st DOWNS	RESULT
Purdue (1)					
Fumble	2	Porter Jr by Sheffield (Forced - Wheatley)	2/82	2	TD
Ohio (0)					
-	-	-	-	-	-
Auburn (4)					
Interception	1	Wheatley of Finley	4/16	1	Punt
Fumble	2	Sutherland by Jackson (Forced - Carter)	3/1	-	Punt
Fumble	3	Robinson by Finley (Forced - Brown)	4/(-1)	-	Field Goal
Interception	3	Brown of Ashford	6/48	3	TD
Central Michigan (4)					
Interception	1	Wheatley of Richardson	3/15	2	TD
Interception	2	Dixon of Richardson	10/41	2	Missed FG
Fumble	3	Jacobs by Williams (Muffed Punt)	2/7	1	TD
Fumble	4	King by Carriere (Forced - King)	13/56	4	Missed FG
Northwestern (3)					
Interception	1	Brown of Hilinski	5/60	4	TD
Fumble	2	Tarburton by TEAM (No Force)	7/45	3	TD
Fumble	2	Jacobs by Hilinski (Forced - Tarburton)	2/1	-	End of Half
Michigan (1)					
Interception	2	Jacobs of McCarthy	-/47	-	TD
Minnesota (1)					
Interception	3	Brown of Kaliakmanis	7/55	4	TD
Ohio State (0)					
-	-	-	-	-	-
Indiana (3)					
Interception	3	King, Ka. of Sorsby	7/96	4	TD
Interception	3	Dennis-Sutton of Williams II	10/64	5	TD
Interception	4	Hardy of Williams II	1/4	1	TD
Maryland (1)					
Fumble	4	Buddin by Edwards Jr. (Forced - Van den Berg)	5/10	1	End of Game
Rutgers (3)					
Fumble	1	King, Ko. by Langan, Johnny (Forced - Wilson)	-/14	-	TD
Interception	2	Dixon, Johnny of Wimsatt, Gavin	5/30	2	TD
Fumble	3	Brown, Ji'Air by Wimsatt, Gavin (Forced - Jacobs)	-/70	-	TD
Michigan State (3)					
Fumble	1	Elsdon by Reed (No force)	1/3	-	Missed FG
Fumble	3	Warren by Reed (Forced - Brown)	2/17	1	TD
Interception	4	King, Kalen of Thorne, Payton	1/35	1	TD

OPPONENT: 15 GAINED

TYPE	QTR	PLAYER	PLAYS/ YDS	1st DOWNS	RESULT
Purdue (1)					
Interception	4	Jefferson of Clifford	-/72	-	TD
Ohio (0)					
-	-	-	-	-	-
Auburn (0)					
-	-	-	-	-	-
Central Michigan (0)					
-	-	-	-	-	-
Northwestern (5)					
Fumble	1	Mueller by Singleton (Forced - McLaughlin)	3/5	-	Punt
Interception	1	Gallagher of Clifford	3/(-1)	-	Interception
Fumble	2	Mitchell by Singleton (Forced - Heard II)	2/(-7)	-	Fumble
Fumble	3	Gallagher by Lee (Forced - Hollis)	3/3	-	Punt
Fumble	4	Lewis by Allen (Forced - Gallagher)	4/8	-	TO on Down
Michigan (0)					
-	-	-	-	-	-
Minnesota (1)					
Interception	1	Walley of Clifford	4/-3	-	FG
Ohio State (4)					
Interception	1	Harrison of Clifford	4/4	-	Missed FG
Interception	1	Tuimoloau of Clifford	3/41	-	TD
Fumble	4	Tuimoloau by Clifford (Forced - Tuimoloau)	1/24	-	TD
Interception	4	Tuimoloau of Clifford	-/14	-	TD
Indiana (1)					
Interception	1	Mullen of Clifford	6/-13	1	Punt
Maryland (0)					
-	-	-	-	-	-
Rutgers (1)					
Fumble	1	Collins, S. by Singleton, N. (Forced - Young, A.)	4/1	0	Missed FG
Michigan State (0)					
-	-	-	-	-	-

TURNOVERS BY PLAYER

FUMBLES

Player	No-Lost	Purdue	Ohio	AUB	CMU	NU	Mich	MINN	OSU	IND	MD	RU	MSU
Nicholas Singleton	3-3	-	-	-	-	2-2	-	-	-	-	-	1-1	-
Sean Clifford	3-0	-	-	1-0	-	-	-	-	2-0	-	-	-	-
Keyvone Lee	2-1	-	-	1-0	DNP	1-1	-	DNP	DNP	DNP	DNP	DNP	DNP
Parker Washington	1-0	-	-	-	-	-	-	-	-	1-0	-	DNP	DNP
Kaytron Allen	1-1	-	-	-	-	1-1	-	-	-	-	-	-	-
Daequan Hardy	1-0	-	-	-	-	-	-	-	1-0	-	-	-	-

FORCED FUMBLES

Player	Number	Purdue	Ohio	AUB	CMU	NU	Mich	MINN	OSU	IND	MD	RU	MSU
Abdul Carter	2	-	-	1	-	-	-	-	-	-	1	-	-
Ji'Ayir Brown	2	-	-	1	-	-	-	-	-	-	-	-	1
Johnny Dixon	1	-	-	-	-	-	-	-	1	-	-	-	-
Kalen King	1	-	-	-	1	-	-	-	-	-	-	-	-
Zakee Wheatley	1	1	-	-	-	-	-	-	-	-	-	-	-
Marquis Wilson	1	-	-	-	-	-	-	-	DNP	DNP	-	1	-
Curtis Jacobs	1	-	-	-	-	-	-	-	-	-	DNP	1	-
Daequan Hardy	1	-	-	-	-	-	1	-	-	-	-	-	-
Demeioun Robinson	1	-	-	1	-	-	-	DNP	-	-	-	-	-
Nick Tarburton	1	-	-	-	-	1	-	-	-	-	-	-	-
Jordan van den Berg	1	-	-	-	-	-	-	-	-	-	1	-	-
Malick Meiga	1	-	-	-	-	-	-	-	-	-	-	-	1
Dvon Ellies	1	-	-	-	-	-	1	-	-	-	-	-	-

FUMBLES RECOVERED

Player	Number	Purdue	Ohio	AUB	CMU	NU	Mich	MINN	OSU	IND	MD	RU	MSU
Curtis Jacobs	2	-	-	1	1	-	-	-	-	DNP	-	-	-
Jonathan Sutherland	1	-	-	1	-	-	-	-	-	-	-	-	-
Kalen King	1	-	-	1	-	-	-	-	-	-	-	-	-
Joey Porter Jr.	1	1	-	-	-	-	-	-	-	DNP	DNP	-	-
Ji'Ayir Brown	1	-	-	-	-	-	-	-	-	-	1	-	-
Kobe King	1	-	-	-	-	-	-	-	-	-	1	-	-
Jamari Buddin	1	-	-	-	DNP	DNP	-	DNP	-	1	-	DNP	-
Tyler Elsdon	1	-	-	-	-	-	-	-	-	-	-	1	-
Tyler Warren	1	-	-	-	DNP	-	-	-	-	-	-	1	-
Demeioun Robinson	1	-	-	1	-	-	-	DNP	-	-	-	-	-
Nick Tarburton	1	-	-	-	-	1	-	-	-	-	-	-	-

INTERCEPTIONS

(#-Yards)	Total	at PUR	OHIO	at AU	CMU	NU	at MICH	MINN	at OSU	at IND	UMD	at RU	MSU
Brown, Ji'Ayir	3	-	-	1	-	1	-	1	-	-	-	-	-
Dixon, Johnny	2	-	-	-	1	-	-	-	-	-	-	1	-
King, Kalen	2	-	-	-	-	-	-	-	-	1	-	-	1
Wheatley, Zakee	2	-	-	1	1	-	-	-	-	-	-	-	-
Jacobs, Curtis	1	-	-	-	-	-	-	-	1	-	-	-	-
Dennis-Sutton, Dani	1	-	-	-	-	-	-	-	-	1	-	-	-
Hardy, Daequan	1	-	-	-	-	-	-	-	-	1	-	-	-

INTERCEPTIONS THROWN

	Total	at PUR	OHIO	at AU	CMU	NU	at MICH	MINN	at OSU	at IND	UMD	at RU	MSU
Clifford, Sean	7	1	-	-	-	1	-	1	3	1	-	-	-

SCORING BREAKDOWN

PENN STATE DRIVES

Totals: 65 scoring drives (52 TD, 13 FG)

Special Teams/Defensive Touchdown:

1 Safety (Ohio - fumble recovered in end zone)

1 INT (Michigan - returned for a touchdown)

2 Fumbles (Rutgers - 2 returned for touchdowns)

LONGEST DRIVES BY:

Plays: 13 at Rutgers (11/19)
13 vs. Ohio State (10/29)Yards: 96 at Indiana (11/5)
90 Michigan State (11/26)Time: 6:28 at Rutgers (11/19)
6:21 Michigan State (11/26)

OPPONENT DRIVES

Totals: 34 scoring drives (23 TD, 12 FG)

Special Teams/Defensive Touchdown:

2 INT (Purdue - Jefferson 72 yds), (Ohio State - Tuimolou 14 yds)

LONGEST DRIVES BY:

Plays: 15 at Michigan (10/15)
15 Ohio (9/10)Yards: 82 Northwestern (10/1)
81 at Purdue (9/1)Time: 9:26 at Michigan (10/15)
7:18 Minnesota (10/22)

LONG PLAY BREAKDOWN

BY YARDAGE

OFFENSE (62)

Yards	Type	Player(s)	Opponent
70*	Run	Singleton, Nicholas	Ohio
67*	Pass	Strange, Brenton from Clifford, Sean	Purdue
62	Run	Clifford, Sean	Michigan
59	Run	Allen, Kaytron	Rutgers
58*	Pass	Washington, Parker from Clifford, Sean	Ohio State
54*	Run	Singleton, Nicholas	Auburn
53	Run	Singleton, Nicholas	Auburn
48*	Pass	Johnson, Theo from Clifford, Sean	Michigan State
48	Pass	Wallace III, Harrison from Clifford, Sean	Michigan
48	Run	Singleton, Nicholas	Ohio
45	Pass	Allen, Kaytron from Clifford, Sean	Indiana
45*	Run	Singleton, Nicholas	Maryland
44*	Run	Singleton, Nicholas	Ohio
43	Pass	Washington, Parker from Clifford, Sean	Northwestern
42	Pass	Johnson, Theo from Clifford, Sean	Ohio State
38*	Pass	Warren, Tyler from Clifford, Sean	Minnesota
37	Run	Allen, Kaytron	Central Michigan
35*	Pass	Lambert-Smith, KeAndre from Clifford, Sean	Michigan State
35	Pass	Lambert-Smith, KeAndre from Clifford, Sean	Ohio State
35*	Pass	Washington, Parker from Clifford, Sean	Minnesota
34	Pass	Washington, Parker from Clifford, Sean	Ohio
34	Pass	Tinsley, Mitchell from Clifford, Sean	Auburn
33	Pass	Johnson, Theo from Clifford, Sean	Maryland
32	Run	Allen, Kaytron	Rutgers
32*	Pass	Evans, Omari from Allar, Drew	Ohio
31	Run	Singleton, Nicholas	Michigan State
30	Pass	Tinsley, Mitchell from Clifford, Sean	Minnesota
30*	Run	Singleton, Nicholas	Minnesota
30	Run	Ford, Devyn	Auburn
29*	Pass	Lambert-Smith, KeAndre from Clifford, Sean	Purdue
29	Pass	Tinsley, Mitchell from Clifford, Sean	Central Michigan
29	Pass	Johnson, Theo from Clifford, Sean	Indiana
28*	Pass	Dinkins, Khalil from Allar, Drew	Ohio
27	Pass	Tinsley, Mitchell from Clifford, Sean	Purdue
27	Pass	Washington, Parker from Clifford, Sean	Ohio State
27	Pass	Washington, Parker from Clifford, Sean	Central Michigan
27	Pass	Tinsley, Mitchell from Clifford, Sean	Indiana
27	Pass	Allen, Kaytron from Clifford, Sean	Indiana
27	Run	Allen, Kaytron	Ohio State
27*	Run	Singleton, Nicholas	Maryland
26	Run	Singleton, Nicholas	Rutgers
26	Pass	Washington, Parker from Clifford, Sean	Ohio State
26	Pass	Washington, Parker from Clifford, Sean	Auburn
26	Pass	Wallace III, Harrison from Clifford, Sean	Central Michigan
25	Pass	Wallace III, Harrison from Clifford, Sean	Rutgers
25	Pass	Strange, Brenton from Clifford, Sean	Indiana
25	Pass	Johnson, Theo from Clifford, Sean	Minnesota
25	Pass	Clifford, Sean from Lambert-Smith, KeAndre	Auburn
25	Pass	Tinsley, Mitchell from Clifford, Sean	Maryland
24	Pass	Strange, Brenton from Clifford, Sean	Auburn
23*	Pass	Lambert-Smith, KeAndre from Clifford, Sean	Ohio State
22	Pass	Singleton, Nicholas from Clifford, Sean	Minnesota
22	Pass	Allen, Kaytron from Clifford, Sean	Ohio
21	Pass	Tinsley, Mitchell from Clifford, Sean	Rutgers
21	Pass	Tinsley, Mitchell from Clifford, Sean	Rutgers
21	Run	Singleton, Nicholas	Central Michigan
20*	Pass	Tinsley, Mitchell from Clifford, Sean	Minnesota
20	Pass	Washington, Parker from Clifford, Sean	Purdue
20	Run	Clifford, Sean	Ohio
20	Pass	Washington, Parker from Clifford, Sean	Central Michigan
20	Pass	Clifford, Liam from Allar, Drew	Central Michigan
20*	Pass	Strange, Brenton from Clifford, Sean	Northwestern

DEFENSE (7)

Yards	Type	Player(s)	Opponent
70*	FR	Brown, Ji'Ayir	Rutgers
47*	INT	Jacobs, Curtis	Michigan
35	INT	Brown, Ji'Ayir	Minnesota
34	INT	Wheatley, Zakee	Central Michigan
30	INT	Brown, Ji'Ayir	Northwestern
27	INT	Brown, Ji'Ayir	Auburn
20	INT	Dennis-Sutton, Dani	Indiana

SPECIAL TEAMS (8)

Yards	Type	Player(s)	Opponent
100*	KR	Singleton, Nicholas	Rutgers
30	KR	Singleton, Nicholas	Auburn
30	PR	Washington, Parker	Ohio
25	KR	Singleton, Nicholas	Purdue
22	KR	Hardy, Daequan	Ohio State
20	KR	Singleton, Nicholas	Purdue
20	KR	Singleton, Nicholas	Ohio
20	KR	Singleton, Nicholas	Ohio

* - touchdown scored on play

LONG PLAY BREAKDOWN

LONG PLAYS BY THE NUMBERS

BY YARDAGE

Yards	No.	TD
100+	1	1
90-99	0	0
80-89	0	0
70-79	2	2
60-69	2	1
50-59	4	2
40-49	9	4
30-39	19	5
20-29	40	6

BY TYPE

Type	No.	TD
Rushing	18	6
Passing	44	12
Punt returns	1	0
Kick returns	7	1
Interceptions	6	1
Fumble returns	1	1
Other	0	0
TOTAL	77	21

20+ YARD PLAYS BY PLAYER

Player	No.	TD	R	P	KR	PR	IR	FR
Allen, Kaytron	7	-	4	3	-	-	-	-
Brown, Ji'Ayir	4	-	-	-	-	-	3	1
Clifford, Liam	1	-	-	1	-	-	-	-
Clifford, Sean	3	-	2	1	-	-	-	-
Dinkins, Khalil	1	1	-	1	-	-	-	-
Dennis-Sutton, Dani	1	-	-	-	-	-	1	-
Evans, Omari	1	1	-	1	-	-	-	-
Ford, Devyn	1	-	1	-	-	-	-	-
Hardy, Daequan	1	-	-	-	1	-	-	-
Jacobs, Curtis	1	1	-	-	-	-	1	-
Johnson, Theo	5	1	-	5	-	-	-	-
Lambert-Smith, KeAndre	4	3	-	4	-	-	-	-
Singleton, Nicholas	18	8	11	1	6	-	-	-
Strange, Brenton	4	2	-	4	-	-	-	-
Tinsley, Mitchell	9	1	-	9	-	-	-	-
Wallace III, Harrison	3	-	-	3	-	-	-	-
Warren, Tyler	1	1	-	1	-	-	-	-
Washington, Parker	11	2	-	10	-	1	-	-
Wheatley, Zakee	1	-	-	-	-	-	1	-
TOTAL	77	21	18	44	7	1	6	1

LONGEST PLAYS OF THE YEAR

Rushing

70* Singleton, Nicholas Ohio (9/10)

Rushing Touchdown

70* Singleton, Nicholas Ohio (9/10)

Passing

67* Strange, Brenton from Clifford, Sean at Purdue (9/1)

Passing Touchdown

67* Strange, Brenton from Clifford, Sean at Purdue (9/1)

Kick Return

100* Singleton, Nicholas at Rutgers (11/19)

Punt Return

30 Washington, Parker Ohio (9/10)

Interception Return

47* Jacobs, Curtis Michigan (10/15)

Fumble Return

70* Ji'Ayir Brown at Rutgers (11/19)

Punt

59 Amor, Barney Ohio State (10/29)

Field Goal

50 Pinegar, Jake 2x, Last vs, Maryland (11/12)

* - touchdown scored on play

PENN STATE (77 PLAYS)

Play	#	Long	Play	Opponent
Passing	44	67*	Strange, Brenton from Clifford, Sean	at Purdue
Rushing	18	70*	Singleton, Nicholas	Ohio
KR	7	100*	Singleton, Nicholas	at Rutgers
PR	1	30	Washington, Parker	Ohio
INT	6	47*	Jacobs, Curtis	Michigan
FUM	1	70*	Brown, Ji'Ayir	at Rutgers

OPPONENTS (58 PLAYS)

Play	#	Long	Play	Opponent
Passing	37	55	Ryan, Sean from Wimsatt, Gavin	at Rutgers
Rushing	10	67*	Edwards, Donovan	Michigan
KR	9	66	Cruikshank, Aron	at Rutgers
INT	2	72*	Jefferson, Chris	at Purdue

* - touchdown scored on play

86 2022 PENN STATE FOOTBALL

OFFENSIVE STARTERS

OPPONENT	LT	LG	C	RG	RT	TE	QB	RB	WR	WR	WR
at Purdue	Fashanu	Tengwall	Scruggs	Wormley	C. Wallace	Strange	Clifford	Lee	Washington	Lambert-Smith	Warren (TE)
Ohio	Fashanu	Tengwall	Scruggs	Wormley	C. Wallace	Strange	Clifford	Lee	Dottin	Lambert-Smith	Tinsley
at Auburn	Fashanu	Tengwall	Scruggs	Wormley	C. Wallace	Strange	Clifford	Singleton	Washington	Lambert-Smith	Warren (TE)
Central Michigan	Fashanu	Tengwall	Scruggs	Wormley	C. Wallace	Strange	Clifford	Singleton	Washington	Lambert-Smith	Warren (TE)
Northwestern	Fashanu	Tengwall	Scruggs	Wormley	C. Wallace	Strange	Clifford	Singleton	Johnson (TE)	Lambert-Smith	Tinsley
at Michigan	Fashanu	Nourzad	Scruggs	Wormley	C. Wallace	Strange	Clifford	Singleton	Washington	Tinsley	Johnson (TE)
Minnesota	Fashanu	Nourzad	Scruggs	Wormley	C. Wallace	Strange	Clifford	Singleton	Washington	Tinsley	Johnson (TE)
Ohio State	Fashanu	Nourzad	Scruggs	Wormley	Effner	Strange	Clifford	Allen	Washington	Tinsley	Johnson (TE)
at Indiana	Shelton	Nourzad	Scruggs	Wormley	Effner	Strange	Clifford	Allen	Washington	Tinsley	Johnson (TE)
Maryland	Shelton	Nourzad	Scruggs	Wormley	Effner	Strange	Clifford	Singleton	Washington	Tinsley	Johnson (TE)
at Rutgers	Shelton	Nourzad	Scruggs	Wormley	Effner	Strange	Clifford	Singleton	Lambert-Smith	Tinsley	Johnson (TE)
Michigan State	Shelton	Nourzad	Scruggs	Wormley	Effner	Strange	Clifford	Allen	Lambert-Smith	Tinsley	Johnson (TE)

DEFENSIVE STARTERS

OPPONENT	DE	DT	DT	DE	LB	LB	LB	CB	S	S	CB
at Purdue	Tarburton	Mustipher	Beamon	Isaac	Jacobs	Elsdon	Sutherland	Porter Jr.	Brown	Ellis	King
Ohio	Tarburton	Mustipher	Beamon	Isaac	Jacobs	Elsdon	Sutherland	Porter Jr.	Brown	Ellis	Dixon
at Auburn	Tarburton	Mustipher	Beamon	Isaac	Jacobs	Elsdon	Sutherland	Porter Jr.	Brown	Ellis	King
Central Michigan	Tarburton	Mustipher	Beamon	Isaac	Jacobs	Elsdon	Sutherland	Porter Jr.	Brown	Ellis	Dixon
Northwestern	Tarburton	Mustipher	Ellies	Isaac	Jacobs	Elsdon	Sutherland	Porter Jr.	Brown	Ellis	King
at Michigan	Tarburton	Mustipher	Beamon	Isaac	Jacobs	Elsdon	Sutherland	Porter Jr.	Brown	Ellis	Dixon
Minnesota	Tarburton	Mustipher	Beamon	Isaac	Jacobs	Elsdon	Carter	Porter Jr.	Brown	Ellis	King
Ohio State	Tarburton	Mustipher	Beamon	Isaac	Jacobs	Elsdon	Carter	Porter Jr.	Brown	Ellis	King
at Indiana	Tarburton	Mustipher	Beamon	Isaac	Jacobs	Elsdon	Sutherland	Porter Jr.	Brown	Ellis	King
Maryland	Tarburton	Mustipher	Beamon	Isaac	Sutherland	Elsdon	Carter	Dixon	Brown	Ellis	King
at Rutgers	Tarburton	Mustipher	Beamon	Isaac	Jacobs	Elsdon	Carter	Dixon	Brown	Ellis	King
Michigan State	Tarburton	Mustipher	Beamon	Isaac	Jacobs	Elsdon	Carter	Porter Jr.	Brown	Ellis	King

CAREER STARTS

Player	'19	'20	'21	'22	Total
Clifford, Sean (QB)	12	8	13	12	45
Tinsley, Mitchell (WR)	-	9^	14^	9	32
Porter Jr., Joey (CB)	-	8	13	10	31
Strange, Brenton (TE)	-	5	13	12	30
Mustipher, PJ (DT)	1	9	6	12	28
Nourzad, Hunter (OL)	-	10+	10+	7	27
Wallace, Caedan (OL)	-	7	13	7	27
Brown, Ji'Aiyir (S)	-	-	13	12	25
Lambert-Smith, KeAndre (WR)	-	5	13	7	25
Scruggs, Juice (OL)	-	-	13	12	25
Washington, Parker (WR)	-	9	7	8	24
Jacobs, Curtis (LB)	-	-	11	11	22
Tarburton, Nick (DE)	-	-	8	12	20
Ellis, Keaton (S)	1	5	1	12	19
Johnson, Theo (TE)	-	1	6	8	15
Dixon, Johnny (CB)	1*	8*	-	5	14
Elsdon, Tyler (LB)	-	-	-	12	12
Isaac, Adisa (DE)	-	-	-	12	12
Wormley, Sal (OL)	-	-	-	12	12
Beamon, Hakeem (DT)	-	-	-	11	11

Player	'19	'20	'21	'22	Total
King, Kalen (CB)	-	-	1	9	10
Sutherland, Jonathan (S)**	-	-	2	7	10
Fashanu, Olumuyiwa (OL)	-	-	1	8	9
Lee, Keyvone (RB)	-	3	4	2	9
Izzard, Coziah (DT)	-	-	7	-	7
Singleton, Nicholas (RB)	-	-	-	7	7
Effner, Bryce (OL)	-	-	2	5	7
Carter, Abdul (LB)	-	-	-	6	6
Tengwall, Landon (OL)	-	-	-	5	5
Warren, Tyler (TE)	-	-	-	3	3
Shelton, Drew (OL)	-	-	-	4	4
Wilson, Marquis (CB)	-	2	-	-	2
Dottin, Jaden (WR)	-	-	-	1	1
Ellies, Dvon (DT)	-	-	1	-	1
Hardy, Daequan (CB)	-	-	1	-	1
Vilbert, Smith (DE)	-	-	1	-	1

* Starts at South Carolina

^ Starts at WKU

+ Starts at Cornell

PARTICIPATION CHART

	GP/GS	at PUR	OHIO	at AU	CMU	NU	at MICH	MINN	at OSU	at IND	UMD	at RU	MSU
0 Jonathan Sutherland	12/8	START	START	START	START	START	START	START	START	START	START	START	START
1 KeAndre Lambert-Smith	12/7	START	START	START	START	START	START	XXX	XXX	XXX	XXX	START	START
2 Keaton Ellis	12/12	START	START	START	START	START	START	START	START	START	START	START	START
3 Johnny Dixon	12/5	XXX	START	XXX	START	START	START	XXX	XXX	XXX	START	START	XXX
3 Parker Washington	10/8	START	XXX	START	START	XXX	START	START	START	START	START	-	-
4 Kalen King	12/9	START	XXX	START	XXX	START	XXX	START	START	START	START	START	START
5 Cam Miller	10/0	-	XXX	XXX	XXX	-	XXX	XXX	XXX	XXX	XXX	XXX	XXX
5 Mitchell Tinsley	12/9	XXX	START	XXX	XXX	START	START	START	START	START	START	START	START
6 Zakee Wheatley	12/0	XXX	XXX	XXX	XXX	XXX	XXX	XXX	XXX	XXX	XXX	XXX	XXX
6 Harrison Wallace III	12/0	XXX	XXX	XXX	XXX	XXX	XXX	XXX	XXX	XXX	XXX	XXX	XXX
7 Jaylen Reed	12/0	XXX	XXX	XXX	XXX	XXX	XXX	XXX	XXX	XXX	XXX	XXX	XXX
7 Kaden Saunders	2/0	-	XXX	-	-	-	-	-	-	-	-	-	-
8 Marquis Wilson	10/0	XXX	XXX	XXX	XXX	XXX	XXX	XXX	-	-	XXX	XXX	XXX
9 Joey Porter Jr.	10/10	START	START	START	START	START	START	START	START	START	-	START	START
10 Mehki Flowers	2/0	-	-	-	XXX	-	-	-	-	-	XXX	-	-
10 Nicholas Singleton	12/7	XXX	XXX	START	START	START	START	START	XXX	XXX	START	START	XXX
11 Abdul Carter	12/5	XXX	XXX	XXX	XXX	XXX	XXX	START	START	START	START	START	START
11 Christian Veilleux	3/0	-	XXX	XXX	-	-	-	-	-	-	XXX	-	-
13 Kaytron Allen	12/3	XXX	XXX	XXX	XXX	XXX	XXX	XXX	START	START	XXX	XXX	START
13 Cristian Driver	3/0	-	-	-	XXX	-	-	-	-	-	XXX	XXX	-
14 Sean Clifford	12/12	START	START	START	START	START	START	START	START	START	START	START	START
15 Drew Allar	9/0	XXX	XXX	XXX	XXX	-	XXX	XXX	-	XXX	XXX	XXX	-
16 Ji'Avir Brown	12/12	START	START	START	START	START	START	START	START	START	START	START	START
16 Khalil Dinkins	7/0	-	XXX	XXX	XXX	-	-	XXX	-	XXX	XXX	XXX	-
17 Mason Stahl	2/0	-	-	-	-	-	-	XXX	-	-	XXX	-	-
18 Omari Evans	12/0	XXX	XXX	XXX	XXX	XXX	XXX	XXX	XXX	XXX	XXX	XXX	XXX
18 Davon Townley Jr.	7/0	-	XXX	XXX	XXX	-	-	XXX	-	XXX	XXX	XXX	-
19 Jaden Dottin	1/1	-	START	-	-	-	-	-	-	-	-	-	-
20 Adisa Isaac	12/12	START	START	START	START	START	START	START	START	START	START	START	START
21 Kevin Winston Jr.	11/0	-	XXX	XXX	XXX	XXX	XXX	XXX	XXX	XXX	XXX	XXX	XXX
23 Curtis Jacobs	11/11	START	START	START	START	START	START	START	START	START	-	START	START
24 Jeffrey Davis Jr.	1/0	-	XXX	-	-	-	-	-	-	-	-	-	-
24 Keyvone Lee	5/2	START	START	XXX	-	XXX	XXX	-	-	-	-	-	-
25 Daequan Hardy	12/0	XXX	XXX	XXX	XXX	XXX	XXX	XXX	XXX	XXX	XXX	XXX	XXX
26 Jaden Seider	2/0	-	XXX	-	-	-	-	-	-	-	XXX	-	-
28 Zane Durant	12/0	XXX	XXX	XXX	XXX	XXX	XXX	XXX	XXX	XXX	XXX	XXX	XXX
29 Sebastian Costantini	12/0	XXX	XXX	XXX	XXX	XXX	XXX	XXX	XXX	XXX	XXX	XXX	XXX
32 Keon Wylie	2/0	-	-	-	XXX	-	-	-	-	-	-	XXX	-
33 Dani Dennis-Sutton	12/0	XXX	XXX	XXX	XXX	XXX	XXX	XXX	XXX	XXX	XXX	XXX	XXX
34 Dominic DeLuca	12/0	XXX	XXX	XXX	XXX	XXX	XXX	XXX	XXX	XXX	XXX	XXX	XXX
34 Tyler Holzworth	4/0	-	XXX	-	-	-	-	-	-	XXX	XXX	XXX	-
36 Zuriah Fisher	2/0	-	-	-	-	-	-	-	-	-	XXX	XXX	-
36 Stephen Ripka	1/0	-	-	-	-	-	-	-	-	-	XXX	-	-
38 Tank Smith	6/0	-	XXX	-	-	XXX	-	XXX	-	XXX	XXX	XXX	-
39 Robbie Dwyer	10/0	XXX	XXX	XXX	XXX	XXX	XXX	-	-	XXX	XXX	XXX	XXX
41 Kobe King	12/0	XXX	XXX	XXX	XXX	XXX	XXX	XXX	XXX	XXX	XXX	XXX	XXX
42 Jamarri Buddin	8/0	XXX	XXX	XXX	XXX	XXX	-	XXX	-	XXX	XXX	XXX	-
43 Tyler Elsdon	12/12	START	START	START	START	START	START	START	START	START	START	START	START
44 Tyler Warren	11/3	START	XXX	START	START	-	XXX	XXX	XXX	XXX	XXX	XXX	XXX
44 Chop Robinson	11/0	XXX	XXX	XXX	XXX	XXX	XXX	XXX	XXX	XXX	XXX	XXX	XXX
45 Charlie Katshir	6/0	-	-	-	-	XXX	-	XXX	-	XXX	XXX	XXX	XXX
46 Nick Tarburton	12/12	START	START	START	START	START	START	START	START	START	START	START	START
48 Cody Romano	5/0	-	XXX	XXX	XXX	-	-	XXX	-	-	XXX	-	-
48 Tyler Duzansky	7/0	-	XXX	XXX	XXX	-	-	XXX	-	XXX	XXX	XXX	-
51 Hakeem Beamon	12/11	START	START	START	START	START	START	START	START	START	START	START	START
51 Jimmy Christ	8/0	-	XXX	XXX	-	-	-	XXX	XXX	XXX	XXX	XXX	XXX
52 Dominic Rulli	1/0	-	-	-	-	-	-	XXX	-	-	-	-	-
52 Jordan van den Berg	12/0	XXX	XXX	XXX	XXX	XXX	XXX	XXX	XXX	XXX	XXX	XXX	XXX
53 Nick Dawkins	2/0	XXX	XXX	-	-	-	-	-	-	-	-	-	-
54 Ian Harvie	2/0	-	-	-	-	-	-	-	-	XXX	XXX	-	-
55 Fatorma Mulbah	11/0	XXX	XXX	XXX	XXX	-	XXX	XXX	XXX	XXX	XXX	XXX	XXX
55 JB Nelson	3/0	-	XXX	-	XXX	-	-	-	-	XXX	-	-	-
56 Amin Vanover	12/0	XXX	XXX	XXX	XXX	XXX	XXX	XXX	XXX	XXX	XXX	XXX	XXX
58 Landon Tengwall	5/5	START	START	START	START	START	-	-	-	-	-	-	-
58 Kaleb Artis	1/0	-	-	-	-	-	-	-	-	-	-	XXX	-
64 Hunter Nourzad	10/7	XXX	XXX	XXX	-	-	START	START	START	START	START	START	START
65 Jim Fitzgerald	2/0	-	-	-	-	-	-	-	-	XXX	XXX	-	-
66 Drew Shelton	6/4	-	XXX	-	-	-	-	XXX	-	START	START	START	START
70 Juice Scruggs	12/12	START	START	START	START	START	START	START	START	START	START	START	START
71 Vega Ioane	3/0	-	XXX	-	-	-	-	XXX	-	-	-	-	XXX
72 Bryce Effner	12/5	XXX	XXX	XXX	XXX	XXX	XXX	XXX	START	START	START	START	START
74 Olumuyiwa Fashanu	8/8	START	START	START	START	START	START	START	START	-	-	-	-
75 Matt Detsch	1/0	-	-	-	-	-	-	-	-	-	XXX	-	-
76 Sam Siafa	1/0	-	-	-	-	-	-	-	-	-	XXX	-	-
77 Sal Wormley	12/12	START	START	START	START	START	START	START	START	START	START	START	START
78 Golden Israel-Achumba	2/0	-	XXX	XXX	-	-	-	-	-	-	-	-	-
79 Caedan Wallace	7/7	START	START	START	START	START	START	START	-	-	-	-	-
80 Malick Meiga	12/0	XXX	XXX	XXX	XXX	XXX	XXX	XXX	XXX	XXX	XXX	XXX	XXX
82 Liam Clifford	10/0	XXX	XXX	XXX	XXX	XXX	-	XXX	XXX	XXX	XXX	XXX	-
84 Theo Johnson	10/8	-	-	XXX	XXX	START	START	START	START	START	START	START	START
86 Brenton Strange	12/12	START	START	START	START	START	START	START	START	START	START	START	START
89 Grayson Kline	1/0	-	XXX	-	-	-	-	-	-	-	-	-	-
90 Rodney McGraw	5/0	-	XXX	-	XXX	-	-	XXX	-	-	XXX	-	XXX
91 Chris Stoll	12/0	XXX	XXX	XXX	XXX	XXX	XXX	XXX	XXX	XXX	XXX	XXX	XXX
91 Dvon Elies	12/1	XXX	XXX	XXX	XXX	START	XXX	XXX	XXX	XXX	XXX	XXX	XXX
92 Jake Pinegar	12/0	XXX	XXX	XXX	XXX	XXX	XXX	XXX	XXX	XXX	XXX	XXX	XXX
93 Sander Sahaydak	7/0	XXX	XXX	XXX	XXX	-	-	XXX	XXX	XXX	-	XXX	-
94 Jake Wilson	12/0	XXX	XXX	XXX	XXX	XXX	XXX	XXX	XXX	XXX	XXX	XXX	XXX
96 Barney Amor	12/0	XXX	XXX	XXX	XXX	XXX	XXX	XXX	XXX	XXX	XXX	XXX	XXX
97 Alex Bacchetta	2/0	-	-	-	-	-	-	-	-	-	XXX	XXX	-
97 PJ Mustipher	12/12	START	START	START	START	START	START	START	START	START	START	START	START
99 Gabe Nwosu	8/0	XXX	XXX	XXX	XXX	XXX	XXX	XXX	-	XXX	-	-	-
99 Coziah Izzard	8/0	-	-	-	-	XXX	XXX	XXX	XXX	XXX	XXX	XXX	XXX

PENN STATE

100+ Yards Rushing:	117, Kaytron Allen at Rutgers, 2022
150+ Yards Rushing:	202, Journey Brown vs. Memphis, 2019 ~
200+ Yards Rushing:	202, Journey Brown vs. Memphis, 2019 ~
300+ Yards Rushing:	327, Larry Johnson at Indiana, 2002
30-34 Rushing Attempts:	33, Saquon Barkley at Indiana, 2016
35+ Rushing Attempts:	35, Zach Zwinak vs. Nebraska, 2013
Three Touchdowns Rushing:	Kaytron Allen at Indiana, 2022
Four Touchdowns Rushing:	Saquon Barkley at Pittsburgh, 2016
Five Touchdowns Rushing:	Ki-Jana Carter vs. Michigan State, 1994
60+ Yard Run:	62, Sean Clifford at Michigan, 2022
70+ Yard Run:	70, Nicholas Singleton vs. Ohio, 2022
80+ Yard Run:	85, Journey Brown vs. Pittsburgh, 2019
90+ Yard Run:	92, Saquon Barkley vs. Washington, 2017 @
Two Players Rush For 100 Yards:	Will Levis (108) & Journey Brown (103) vs. Rutgers, 2019
QB/RB Rush For 100 Yards:	Will Levis (108) & Journey Brown (103) vs. Rutgers, 2019
Four Rushing TD in One Quarter:	vs. UMass, 2014 (2nd; Belton [2], Zwinak [2])
300+ Yards Passing:	371, Sean Clifford vs. Ohio State, 2022
350+ Yards Passing:	371, Sean Clifford vs. Ohio State, 2022
400+ Yards Passing:	401, Sean Clifford vs. Villanova, 2021
20-24 Pass Completions:	23, Sean Clifford vs. Minnesota, 2021
25-29 Pass Completions:	27, Sean Clifford at Maryland, 2022
30-34 Pass Completions:	32, Sean Clifford vs. Ohio State, 2022
35+ Pass Completions:	37, Sean Clifford at Purdue, 2022
30-39 Pass Attempts:	31, Sean Clifford vs. Minnesota, 2022
40-49 Pass Attempts:	47, Sean Clifford vs. Ohio State, 2022
50+ Pass Attempts:	52, Sean Clifford at Ohio State, 2021
Four Touchdown Passes:	Sean Clifford vs. Michigan State, 2022
Five Touchdown Passes:	Rashard Casey vs. Louisiana Tech, 2000
Four Interceptions Thrown:	Zack Mills at Boston College, 2004
300+ Yards Total Offense:	361 (371 P, -10 R), Sean Clifford vs. Ohio State, 2022
350+ Yards Total Offense:	361 (371 P, -10 R), Sean Clifford vs. Ohio State, 2022
400+ Yards Total Offense:	452 (398 P, 54 R), Sean Clifford at Maryland, 2019
450+ Yards Total Offense:	452 (398 P, 54 R), Sean Clifford at Maryland, 2019
100+ Yards Receiving:	179, Parker Washington vs. Ohio State, 2022
150+ Yards Receiving:	179, Parker Washington vs. Ohio State, 2022
200+ Yards Receiving:	242, Jahan Dotson at Maryland, 2021
Two Players w/ 100 Yards Receiving:	Jahan Dotson (127) & Parker Washington (108) at Ohio State, 2021
Two Players w/ 150 Yards Receiving:	Geno Lewis (173) & DaeSean Hamilton (165) vs. UCF, 2014 #
Back-to-Back 100 Yard Receiving Games:	Jahan Dotson, 21 (126 at Ohio State; 242 at Maryland)
Three Straight 100-Yard Receiving Games:	Jahan Dotson, 2020-21 (108 vs. MSU; 189 at Illinois; 102 at Wisconsin)
10+ Receptions:	11, Parker Washington vs. Ohio State, 2022
50+ Yard Reception:	58, Parker Washington vs. Ohio State, 2022
60+ Yard Reception:	67, Brenton Strange at Purdue, 2022
70+ Yard Reception:	86, Jahan Dotson at Maryland, 2021
80+ Yard Reception:	86, Jahan Dotson at Maryland, 2021
Three Touchdowns Receiving:	Jahan Dotson at Maryland, 2021
Four Touchdowns Receiving:	Bobby Engram vs. Minnesota, 1993
150+ All-Purpose Yards:	167 (62 Rush, 5 Rec, 100 KR), Nicholas Singleton at Rutgers, 2022
200+ All-Purpose Yards:	219 (179 Rush, 40 KR), Nicholas Singleton vs. Ohio, 2022
250+ All-Purpose Yards:	254 (242 Rec, 12 PR), Jahan Dotson at Maryland, 2021
300+ All-Purpose Yards:	358 (211 Rush, 94 Rec, 53 KR), Saquon Barkley at Iowa, 2017 (SR)
Five Touchdowns Scored:	5 (4 rushing, 1 receiving), Saquon Barkley at Pittsburgh, 2016
Kickoff Return For Touchdown:	100, Nicholas Singleton at Rutgers, 2022
Rushing, Receiving & Kickoff Return TD in a game:	Derrick Williams vs. Illinois, 2008
100-Yard Kickoff Return:	100, Nicholas Singleton at Rutgers, 2022
Punt Return For Touchdown:	81, Jahan Dotson vs. Michigan State, 2020
80-Yard Punt Return:	81, Jahan Dotson vs. Michigan State, 2020
Zero Punts in a Game:	Purdue, 2013
Multiple Interceptions:	2, Ji'Ayir Brown vs. Arkansas, 2022 \$
90-Yard Interception Return:	99, Michael Mauti at Illinois, 2012
Interception Return For Touchdown:	47, Curtis Jacobs at Michigan, 2022
Five Interceptions in a Game (Team):	at Rutgers, 2014
Multiple Forced Fumbles:	3, Lamont Wade, at Ohio State, 2019
Fumble Return For Touchdown (Defense):	(2); 14 yards, Kobe King (forced by Marquis Wilson); 70 yards, Ji'Ayir Brown (forced by Curtis Jacobs) at Rutgers, 2022
Fumble Return For Touchdown (Special Teams):	14 yds, Nick Scott vs. Indiana, 2017 (forced by Irvin Charles)
Blocked Field Goal:	Arnold Ebiketie vs. Indiana, 2021
Blocked Field Goal For Touchdown:	60 yards, Grant Haley vs. Ohio State, 2016 (Marcus Allen block)
Blocked Extra Point:	Parker Cothren at Northwestern, 2015
Blocked Punt:	Dominic DeLuca vs. Minnesota, 2022
Two Blocked Punts:	Jonathan Sutherland vs. Idaho, 2019
Blocked Punt For Touchdown:	0 yards, Michael Yancich vs. Ohio State, 2012 (Mike Hull block)
Safety:	Team (Fumble recovered in end zone), vs. Ohio, 2022
Two-Point Conversion Attempt:	Sean Clifford to Parker Washington (pass failed) vs. Central Michigan, 2022
Two-Point Conversion:	Sean Clifford to Jahan Dotson vs. Michigan, 2021
50-Yard Field Goal:	50, Jake Pinegar vs. Maryland, 2022
Four Field Goals:	Tyler Davis at Rutgers, 2016
Five Field Goals:	Collin Wagner vs. Temple, 2010

OPPONENT

100+ Yards Rushing:	102, Mohamed Ibrahim, Minnesota, 2022
150+ Yards Rushing:	(177) Donovan Edwards/(172) Blake Corum, Michigan, 2022
200+ Yards Rushing:	223, Chase Brown, Illinois, 2021
30-34 Rushing Attempts:	30, Mohammed Ibrahim, Minnesota, 2022
35+ Rushing Attempts:	44, Mike Hart, Michigan, 2007 (OR)
Three Touchdowns Rushing:	Trevor Siemian, Northwestern, 2014
Four Touchdowns Rushing:	Montee Ball, Wisconsin, 2011
50+ Yard Run:	(67) Donovan Edwards/(61) Blake Corum, Michigan, 2022
60+ Yard Run:	(67) Donovan Edwards/(61) Blake Corum, Michigan, 2022
70+ Yard Run:	71, Jonathan Taylor, Wisconsin, 2018
Two Players Rush For 100 Yards:	(177) Donovan Edwards/(172) Blake Corum, Michigan, 2022
300+ Yards Passing:	354, C.J. Stroud, Ohio State, 2022
400+ Yards Passing:	400, Brian Lewerke, Michigan State, 2017
500+ Yards Passing:	532, Case Keenum, Houston, 2011 (OR) *
25-29 Pass Completions:	26, C.J. Stroud, Ohio State, 2022
30-44 Pass Completions:	30, Aidan O'Connell, at Purdue, 2022
45+ Pass Completions:	45, Case Keenum, Houston, 2011 (OR) *
30-39 Pass Attempts:	43, Payton Thorne, Michigan State, 2022
40-49 Pass Attempts:	43, Payton Thorne, Michigan State, 2022
50+ Pass Attempts:	57, Taulia Tagovailoa, at Maryland, 2021
60+ Pass Attempts:	60, Aidan O'Connell, at Purdue, 2022
Four Touchdown Passes:	4, Justin Fields, Ohio State, 2020
Five Touchdown Passes:	Sam Darnold, USC, 2016 ^
Four Interceptions Thrown:	P.J. Walker, Temple, 2014
Five Interceptions Thrown:	Gary Nova, Rutgers, 2014
300+ Yards Total Offense:	359 (354 P, 5 R), C.J. Stroud, Ohio State, 2022
400+ Yards Total Offense:	425 (400 P, 25 R), Brian Lewerke, Michigan State, 2017
500+ Yards Total Offense:	542 (532 P, 10 R), Case Keenum, Houston, 2011 (OR) *
100+ Yards Receiving:	185, Marvin Harrison Jr., Ohio State, 2022
150+ Yards Receiving:	185, Marvin Harrison Jr., Ohio State, 2022
200+ Yards Receiving:	228, Patrick Edwards, Houston, 2011 *
10+ Receptions:	10, Marvin Harrison Jr., Ohio State, 2022
50+ Yard Reception:	58, Jaxon Smith-Njigba from C.J. Stroud, Ohio State 2021
70+ Yard Reception:	70, Akrum Wadley from Nate Stanley, Iowa, 2017
80+ Yard Reception:	80, Dominique Barnes from Kurt Hess, Youngstown State, 2010
90+ Yard Reception:	99, Thomas Lewis from John Paci, Indiana, 1993
Three Touchdown Receptions:	Deonta Burnett, USC, 2016 ^
Kickoff Return For Touchdown:	100, Darrynton Evans, Appalachian State, 2018
90-Yard Kickoff Return:	100, Darrynton Evans, Appalachian State, 2018
100-Yard Kickoff Return:	100, Darrynton Evans, Appalachian State, 2018
Punt Return For Touchdown:	58, Lynn Bowden Jr., Kentucky, 2018 +
70-Yard Punt Return:	75, Venric Mark, Northwestern, 2012
80-Yard Punt Return:	87, Willie Reid, Florida State, 2005 !
Multiple Interceptions:	2, J.T. Tuimolou, Ohio State, 2022
Interception Return For Touchdown:	14, J.T. Tuimolou, Ohio State, 2022
Fumble Return For Touchdown:	57, Jerron Cage, Ohio State, 2021
Blocked Punt:	Dominique Dafney, Iowa, 2018
Blocked Punt For Touchdown:	27, Larentee McCray, Florida, 2011 \$
Blocked Field Goal:	Isaiah Loudermilk, Wisconsin, 2018
Blocked Extra Point:	Nick Aspey, vs. Central Michigan, 2022
Safety:	2, Team (blocked punt, snap out of the end zone on punt), Iowa, 2018
Two Safeties:	Team (blocked punt, snap out of the end zone on punt), Iowa, 2018
Defensive Extra Point:	99, D.J. Johnson, Iowa, 2002
50-Yard Field Goal:	51, Jack Stone, Michigan State, 2022
Four Field Goals:	Noah Ruggles, Ohio State, 2021

- Croke Park Classic (Dublin, Ireland) | ! - Orange Bowl | \$ - Outback Bowl | ^ - Rose Bowl | * - TicketCity Bowl
 @ - PlayStation Fiesta Bowl | + - VRBO Citrus Bowl | ~ Goodyear Cotton Bowl

(SR) - School Record | (OR) - Opponent Record

(2); 14 yards, Kobe King (forced by Marquis Wilson); 70 yards, Ji'Ayir Brown (forced by Curtis Jacobs) at Rutgers, 2022