



Officials: DJ Carstensen, Eric Curry, Brian McNutt

Penn State - 56

Record: 8-7 (3-4)

| NO. | Name | F | Min | FG | | | 3P | | | FT | | | Rebounds | | | Fouls | | TP | AS | TO | ST | Blocks | | +/- |
|---------------|-----------------|---|-------|-------|------|------|----|----|-----|----|----|----|----------|-----|----|-------|----|----|----|----|----|--------|--|-----|
| | | | | M-A | M-A | M-A | OR | DR | TOT | PF | FD | OR | DR | TOT | BS | BA | | | | | | | | |
| 5 | Greg Lee | F | 31:45 | 4-9 | 1-5 | 0-0 | 2 | 6 | 8 | 2 | 1 | 9 | 1 | 2 | 1 | 0 | 0 | -9 | | | | | | |
| 21 | John Harrar | F | 29:54 | 1-3 | 0-0 | 5-8 | 2 | 6 | 8 | 3 | 6 | 7 | 0 | 1 | 1 | 0 | 2 | 2 | | | | | | |
| 2 | Myles Dread | G | 28:20 | 1-4 | 1-3 | 0-0 | 0 | 0 | 0 | 5 | 0 | 3 | 1 | 0 | 0 | 0 | 4 | | | | | | | |
| 3 | Sam Sessoms | G | 33:50 | 6-12 | 2-4 | 1-2 | 0 | 4 | 4 | 2 | 2 | 15 | 1 | 3 | 0 | 1 | -9 | | | | | | | |
| 22 | Jalen Pickett | G | 40:00 | 4-11 | 1-3 | 2-4 | 1 | 2 | 3 | 4 | 3 | 11 | 5 | 1 | 2 | 3 | 0 | -5 | | | | | | |
| 14 | Jalanni White | | 09:26 | 1-6 | 0-2 | 0-0 | 0 | 2 | 2 | 5 | 0 | 2 | 0 | 0 | 1 | 0 | 2 | -5 | | | | | | |
| 23 | Dallion Johnson | | 19:06 | 2-6 | 1-5 | 0-0 | 0 | 0 | 0 | 3 | 0 | 5 | 0 | 0 | 0 | 0 | 0 | -3 | | | | | | |
| 13 | Jevonnie Scott | | 07:39 | 2-2 | 0-0 | 0-0 | 0 | 2 | 2 | 1 | 1 | 4 | 0 | 0 | 0 | 1 | 0 | 0 | | | | | | |
| Team | | | | | | | 2 | 1 | 3 | | | 0 | 3 | | | | | | | | | | | |
| Totals | | | | 21-53 | 6-22 | 8-14 | 7 | 23 | 30 | 25 | 13 | 56 | 8 | 10 | 5 | 4 | 5 | -5 | | | | | | |

| Shooting By Period | | |
|--------------------|-------|-------|
| 1st FG% | 8-27 | 29.6% |
| 3PT% | 2-11 | 18.2% |
| FT% | 4-8 | 50% |
| 2nd FG% | 13-26 | 50.0% |
| 3PT% | 4-11 | 36.4% |
| FT% | 4-6 | 66.7% |
| GM FG% | 21-53 | 39.6% |
| 3PT% | 6-22 | 27.3% |
| FT% | 8-14 | 57.1% |

Dead Ball Rebounds: 3, 0

Technical Fouls::NONE

Ohio State - 61

Record: 11-4 (5-2)

| NO. | Name | F | Min | FG | | | 3P | | | FT | | | Rebounds | | | Fouls | | TP | AS | TO | ST | Blocks | | +/- |
|---------------|------------------|---|-------|-------|------|-------|----|----|-----|----|----|----|----------|-----|----|-------|---|----|----|----|----|--------|--|-----|
| | | | | M-A | M-A | M-A | OR | DR | TOT | PF | FD | OR | DR | TOT | BS | BA | | | | | | | | |
| 10 | Justin Ahrens | F | 28:08 | 1-4 | 1-4 | 0-0 | 1 | 6 | 7 | 2 | 1 | 3 | 0 | 1 | 0 | 0 | 1 | -3 | | | | | | |
| 23 | Zed Key | F | 21:21 | 4-11 | 0-0 | 2-2 | 3 | 1 | 4 | 4 | 1 | 10 | 1 | 2 | 0 | 2 | 3 | 2 | | | | | | |
| 32 | E.J. Liddell | F | 33:03 | 6-11 | 1-2 | 6-12 | 1 | 7 | 8 | 0 | 10 | 19 | 3 | 2 | 0 | 2 | 0 | 4 | | | | | | |
| 22 | Malaki Branham | G | 32:36 | 1-7 | 1-2 | 5-8 | 1 | 3 | 4 | 0 | 4 | 8 | 2 | 0 | 1 | 0 | 0 | 3 | | | | | | |
| 55 | Jamari Wheeler | G | 33:43 | 2-3 | 0-1 | 5-6 | 1 | 3 | 4 | 3 | 3 | 9 | 1 | 2 | 2 | 1 | 0 | 11 | | | | | | |
| 3 | Eugene Brown III | | 17:51 | 2-4 | 0-2 | 2-2 | 0 | 0 | 0 | 2 | 1 | 6 | 0 | 0 | 0 | 0 | 0 | 2 | | | | | | |
| 25 | Kyle Young | | 23:43 | 0-2 | 0-1 | 4-6 | 1 | 6 | 7 | 1 | 3 | 4 | 2 | 2 | 2 | 0 | 0 | 4 | | | | | | |
| 2 | Cedric Russell | | 06:35 | 0-1 | 0-0 | 0-0 | 0 | 0 | 0 | 0 | 0 | 0 | 0 | 0 | 0 | 0 | 0 | 4 | | | | | | |
| 50 | Joey Brunk | | 01:53 | 1-1 | 0-0 | 0-0 | 0 | 0 | 0 | 0 | 1 | 2 | 0 | 0 | 0 | 0 | 0 | | | | | | | |
| 1 | Jimmy Sotos | | 01:07 | 0-0 | 0-0 | 0-0 | 0 | 0 | 0 | 1 | 1 | 0 | 0 | 0 | 0 | 0 | 0 | -2 | | | | | | |
| Team | | | | | | | 1 | 2 | 3 | | | 0 | 0 | | | | | | | | | | | |
| Totals | | | | 17-44 | 3-12 | 24-36 | 9 | 28 | 37 | 13 | 25 | 61 | 9 | 9 | 5 | 5 | 4 | 5 | | | | | | |

| Shooting By Period | | |
|--------------------|-------|-------|
| 1st FG% | 9-27 | 33.3% |
| 3PT% | 2-9 | 22.2% |
| FT% | 7-9 | 77.8% |
| 2nd FG% | 8-17 | 47.1% |
| 3PT% | 1-3 | 33.3% |
| FT% | 17-27 | 63% |
| GM FG% | 17-44 | 38.6% |
| 3PT% | 3-12 | 25.0% |
| FT% | 24-36 | 66.7% |

Dead Ball Rebounds: 7, 0

Technical Fouls::NONE

| | PSU | OSU |
|------------------|---------------|----------------|
| Biggest lead | 6 (1st 17:47) | 10 (2nd 17:45) |
| Best Scoring Run | 6 (1st 17:47) | 8 (1st 11:58) |
| Lead Changes | 1 | |
| Times Tied | 1 | |
| Time with Lead | 06:00 | 31:58 |

| Points from | PSU | OSU |
|---------------|-----|-----|
| Turnovers | 12 | 10 |
| Paint | 24 | 22 |
| Second Chance | 8 | 7 |
| Fast Breaks | 0 | 2 |
| Bench | 11 | 12 |

| | Period by Period Scoring | | |
|-----|--------------------------|-----|-----|
| | 1st | 2nd | TOT |
| PSU | 22 | 34 | 56 |
| OSU | 27 | 34 | 61 |



Period 1

Quarter Starters:

| | | | | | |
|------------|-------------|--------------|----------|--------------|--------------|
| OSU | 10 Ahrens J | 22 Branham M | 23 Key Z | 32 Liddell E | 55 Wheeler J |
| PSU | 2 Dread M | 3 Sessoms S | 5 Lee G | 21 Harrar J | 22 Pickett J |

| Game Time | OSU | Score | Diff | PSU |
|-----------|--|-------------|-----------|---|
| 20:00 | 23 KEY Z jumpball lost | | | 21 HARRAR J jumpball won |
| 19:36 | | 0-2 | -2 | 3 SESSOMS S 2pt FG outside the paint, jump shot made (2) |
| 19:17 | 22 BRANHAM M 2pt FG outside the paint, jump shot missed | | | |
| 19:14 | | | | 3 SESSOMS S defensive rebound (1) |
| 19:01 | | | | 22 PICKETT J 2pt FG outside the paint, floating jump shot missed |
| 18:58 | 32 LIDDELL E defensive rebound (1) | | | |
| 18:41 | 23 KEY Z 2pt FG in the paint, hook shot missed | | | |
| 18:38 | | | | 21 HARRAR J defensive rebound (1) |
| 18:30 | | | | 21 HARRAR J 2pt FG in the paint, jump shot blocked |
| 18:30 | 23 KEY Z block (1) | | | |
| 18:30 | | | | offensive rebound (3) |
| 18:20 | | | | 3 SESSOMS S 2pt FG second chance outside the paint, floating jump shot missed |
| 18:19 | | | | 21 HARRAR J offensive rebound (2) |
| 18:18 | 55 WHEELER J foul shooting (1 - 1) | | | 21 HARRAR J foul drawn (1) |
| 18:18 | | | | 21 HARRAR J free throw 1 - 2 missed |
| 18:18 | | | | offensive dead ball rebound (1) |
| 18:18 | | 0-3 | -3 | 21 HARRAR J free throw 2 - 2 made (1) |
| 18:03 | 10 AHRENS J 3pt FG , jump shot missed | | | |
| 18:00 | | | | 21 HARRAR J defensive rebound (3) |
| 17:47 | | 0-6 | -6 | 5 LEE G 3pt FG , jump shot made (3) |
| 17:47 | | | | 22 PICKETT J assist (1) |
| 17:29 | 32 LIDDELL E 2pt FG outside the paint, jump shot made (2) | 2-6 | -4 | |
| 17:12 | | | | 5 LEE G 3pt FG , jump shot missed |
| 17:10 | 10 AHRENS J defensive rebound (1) | | | |
| 16:49 | 23 KEY Z 2pt FG in the paint, turnaround jump shot made (2) | 4-6 | -2 | |
| 16:49 | 32 LIDDELL E assist (1) | | | |
| 16:32 | | | | 21 HARRAR J 2pt FG in the paint, layup blocked |
| 16:32 | 32 LIDDELL E block (1) | | | |
| 16:28 | 55 WHEELER J defensive rebound (1) | | | |
| 16:22 | 22 BRANHAM M 3pt FG , jump shot missed | | | |
| 16:19 | 23 KEY Z offensive rebound (1) | | | |
| 16:14 | 23 KEY Z 2pt FG second chance outside the paint, turnaround jump shot missed | | | |
| 16:11 | | | | 21 HARRAR J defensive rebound (4) |
| 15:55 | | 4-8 | -4 | 5 LEE G 2pt FG outside the paint, jump shot made (5) |
| 15:55 | | | | 22 PICKETT J assist (2) |
| 15:31 | 32 LIDDELL E 3pt FG , jump shot missed | | | |
| 15:27 | | | | 21 HARRAR J defensive rebound (5) |
| 15:17 | | 4-10 | -6 | 3 SESSOMS S 2pt FG in the paint, driving layup made (4) |
| 15:02 | 32 LIDDELL E foul drawn (1) | | | 2 DREAD M foul shooting (1 - 1) |
| 15:02 | | | | Timeout media |
| 15:02 | 10 AHRENS J substitution out | | | |



Penn State at Ohio State

01/16/22 Value City Arena, Columbus, Ohio
2021-22 Men's Basketball

Game Time: 12:01 PM
Game Duration: 2:07
Attendance: 13,565

Officials: DJ Carstensen, Eric Curry, Brian McNutt

| Game Time | OSU | Score | Diff | PSU |
|-----------|--|--------------|-----------|--|
| 15:02 | 23 KEY Z substitution out | | | |
| 15:02 | 3 BROWN III E substitution in | | | |
| 15:02 | 25 YOUNG K substitution in | | | |
| 15:02 | | | | 2 DREAD M substitution out |
| 15:02 | | | | 21 HARRAR J substitution out |
| 15:02 | | | | 14 WHITE J substitution in |
| 15:02 | | | | 23 JOHNSON D substitution in |
| 15:02 | 32 LIDDELL E free throw 1 - 3 missed | | | |
| 15:02 | offensive dead ball rebound (1) | | | |
| 15:02 | 32 LIDDELL E free throw 2 - 3 missed | | | |
| 15:02 | offensive dead ball rebound (2) | | | |
| 15:02 | 32 LIDDELL E free throw 3 - 3 made (3) | 5-10 | -5 | |
| 14:37 | | | | 3 SESSOMS S 3pt FG , jump shot missed |
| 14:34 | defensive rebound (5) | | | |
| 14:12 | 22 BRANHAM M 3pt FG , jump shot made (3) | 8-10 | -2 | |
| 14:12 | 32 LIDDELL E assist (2) | | | |
| 13:52 | | | | 22 PICKETT J 2pt FG outside the paint, turnaround jump shot missed |
| 13:48 | 55 WHEELER J defensive rebound (2) | | | |
| 13:41 | 32 LIDDELL E foul drawn (2) | | | 3 SESSOMS S foul personal (1 - 2) |
| 13:36 | 32 LIDDELL E 2pt FG outside the paint, jump shot made (5) | 10-10 | 0 | |
| 13:16 | 3 BROWN III E foul personal (1 - 2) | | | 3 SESSOMS S foul drawn (1) |
| 13:16 | 32 LIDDELL E substitution out | | | |
| 13:16 | 23 KEY Z substitution in | | | |
| 13:16 | | | | 5 LEE G substitution out |
| 13:16 | | | | 13 SCOTT J substitution in |
| 12:55 | | | | 14 WHITE J 2pt FG in the paint, jump shot blocked |
| 12:55 | 23 KEY Z block (2) | | | |
| 12:55 | | | | offensive dead ball rebound (2) |
| 12:55 | | | | turnover shot clock (1) |
| 12:24 | 23 KEY Z 2pt FG from turnover outside the paint, turnaround jump shot missed | | | |
| 12:21 | | | | 3 SESSOMS S defensive rebound (2) |
| 12:06 | | | | 3 SESSOMS S 2pt FG in the paint, jump shot missed |
| 12:04 | 25 YOUNG K defensive rebound (1) | | | |
| 11:58 | 55 WHEELER J 2pt FG in the paint, driving layup made (2) | 12-10 | 2 | |
| 11:23 | jump ball situation | | | |
| 11:23 | 25 YOUNG K steal (1) | | | 3 SESSOMS S turnover lost ball (1) |
| 11:23 | Timeout media | | | |
| 11:23 | 3 BROWN III E substitution out | | | |
| 11:23 | 25 YOUNG K substitution out | | | |
| 11:23 | 55 WHEELER J substitution out | | | |
| 11:23 | 2 RUSSELL C substitution in | | | |
| 11:23 | 10 AHRENS J substitution in | | | |
| 11:23 | 32 LIDDELL E substitution in | | | |
| 11:23 | | | | 3 SESSOMS S substitution out |
| 11:23 | | | | 14 WHITE J substitution out |
| 11:23 | | | | 2 DREAD M substitution in |
| 11:23 | | | | 21 HARRAR J substitution in |



Penn State at Ohio State

01/16/22 Value City Arena, Columbus, Ohio
2021-22 Men's Basketball

Game Time: 12:01 PM
Game Duration: 2:07
Attendance: 13,565

Officials: DJ Carstensen, Eric Curry, Brian McNutt

| Game Time | OSU | Score | Diff | PSU |
|-----------|---|--------------|----------|---|
| 11:07 | 22 BRANHAM M 2pt FG from turnover outside the paint, jump shot missed | | | |
| 11:04 | | | | 13 SCOTT J defensive rebound (1) |
| 10:47 | | | | 22 PICKETT J 3pt FG , jump shot missed |
| 10:44 | 10 AHRENS J defensive rebound (2) | | | |
| 10:22 | 32 LIDDELL E turnover lost ball (1) | | | 22 PICKETT J steal (1) |
| 10:11 | | | | 22 PICKETT J 2pt FG from turnover outside the paint, jump shot missed |
| 10:08 | | | | 21 HARRAR J offensive rebound (6) |
| 09:57 | 23 KEY Z foul shooting (1 - 3) | | | 21 HARRAR J foul drawn (2) |
| 09:57 | | 12-11 | 1 | 21 HARRAR J free throw 1 - 2 made (2) |
| 09:57 | 22 BRANHAM M substitution out | | | |
| 09:57 | 55 WHEELER J substitution in | | | |
| 09:57 | | | | 13 SCOTT J substitution out |
| 09:57 | | | | 5 LEE G substitution in |
| 09:57 | | | | 21 HARRAR J free throw 2 - 2 missed |
| 09:54 | 32 LIDDELL E defensive rebound (2) | | | |
| 09:50 | 55 WHEELER J 3pt FG , jump shot missed | | | |
| 09:48 | | | | defensive rebound (11) |
| 09:35 | | | | 23 JOHNSON D 3pt FG , jump shot missed |
| 09:30 | 32 LIDDELL E defensive rebound (3) | | | |
| 09:23 | 32 LIDDELL E foul drawn (3) | | | 23 JOHNSON D foul personal (1 - 3) |
| 09:23 | | | | 23 JOHNSON D substitution out |
| 09:23 | | | | 3 SESSOMS S substitution in |
| 09:18 | 10 AHRENS J 3pt FG , jump shot made (3) | 15-11 | 4 | |
| 09:18 | 32 LIDDELL E assist (3) | | | |
| 08:59 | | | | 5 LEE G 3pt FG , jump shot missed |
| 08:56 | 32 LIDDELL E defensive rebound (4) | | | |
| 08:50 | 23 KEY Z 2pt FG in the paint, layup blocked | | | |
| 08:50 | | | | 22 PICKETT J block (1) |
| 08:49 | 23 KEY Z offensive rebound (2) | | | |
| 08:48 | 23 KEY Z foul drawn (1) | | | 22 PICKETT J foul shooting (1 - 4) |
| 08:48 | 23 KEY Z free throw 1 - 2 made (3) | 16-11 | 5 | |
| 08:48 | 23 KEY Z free throw 2 - 2 made (4) | 17-11 | 6 | |
| 08:32 | | | | 2 DREAD M 2pt FG in the paint, layup missed |
| 08:29 | | | | 5 LEE G offensive rebound (1) |
| 08:27 | | 17-13 | 4 | 5 LEE G 2pt FG second chance in the paint, layup made (7) |
| 08:12 | 10 AHRENS J turnover bad pass (1) | | | 21 HARRAR J steal (1) |
| 08:08 | 55 WHEELER J steal (1) | | | 21 HARRAR J turnover bad pass (1) |
| 08:00 | 55 WHEELER J 2pt FG from turnover in the paint, layup made (4) | 19-13 | 6 | |
| 07:38 | 10 AHRENS J foul shooting (1 - 4) | | | 22 PICKETT J foul drawn (1) |
| 07:38 | Timeout media | | | |
| 07:38 | 2 RUSSELL C substitution out | | | |
| 07:38 | 23 KEY Z substitution out | | | |
| 07:38 | 22 BRANHAM M substitution in | | | |
| 07:38 | 25 YOUNG K substitution in | | | |
| 07:38 | | | | 2 DREAD M substitution out |
| 07:38 | | | | 21 HARRAR J substitution out |
| 07:38 | | | | 14 WHITE J substitution in |



Penn State at Ohio State

01/16/22 Value City Arena, Columbus, Ohio
2021-22 Men's Basketball

Game Time: 12:01 PM
Game Duration: 2:07
Attendance: 13,565

Officials: DJ Carstensen, Eric Curry, Brian McNutt

| Game Time | OSU | Score | Diff | PSU |
|-----------|---|--------------|----------|---|
| 07:38 | | | | 23 JOHNSON D substitution in |
| 07:38 | | 19-14 | 5 | 22 PICKETT J free throw 1 - 2 made (1) |
| 07:38 | | | | 22 PICKETT J free throw 2 - 2 missed |
| 07:37 | 10 AHRENS J defensive rebound (3) | | | |
| 07:24 | 32 LIDDELL E 2pt FG in the paint, dunk, made (7) | 21-14 | 7 | |
| 07:24 | 25 YOUNG K assist (1) | | | |
| 07:09 | | | | 14 WHITE J 2pt FG in the paint, dunk, blocked |
| 07:09 | 32 LIDDELL E block (2) | | | |
| 07:05 | 25 YOUNG K defensive rebound (2) | | | |
| 07:02 | 10 AHRENS J 3pt FG , jump shot missed | | | |
| 06:54 | 10 AHRENS J offensive rebound (4) | | | |
| 06:44 | 10 AHRENS J foul drawn (1) | | | 23 JOHNSON D foul personal (2 - 5) |
| 06:44 | 32 LIDDELL E substitution out | | | |
| 06:44 | 23 KEY Z substitution in | | | |
| 06:32 | 22 BRANHAM M 2pt FG second chance in the paint, jump shot missed | | | |
| 06:29 | | | | 3 SESSOMS S defensive rebound (3) |
| 06:22 | | | | 23 JOHNSON D 3pt FG , jump shot missed |
| 06:21 | 22 BRANHAM M defensive rebound (1) | | | |
| 06:20 | 23 KEY Z substitution out | | | |
| 06:20 | 50 BRUNK J substitution in | | | |
| 06:20 | | | | 14 WHITE J substitution out |
| 06:20 | | | | 21 HARRAR J substitution in |
| 05:52 | 50 BRUNK J 2pt FG in the paint, turnaround jump shot made (2) | 23-14 | 9 | |
| 05:33 | | | | 22 PICKETT J 3pt FG , jump shot missed |
| 05:29 | 25 YOUNG K defensive rebound (3) | | | |
| 05:11 | 55 WHEELER J turnover travel (1) | | | |
| 04:50 | | 23-16 | 7 | 22 PICKETT J 2pt FG from turnover outside the paint, jump shot made (3) |
| 04:27 | 50 BRUNK J foul drawn (1) | | | 21 HARRAR J foul personal (1 - 6) |
| 04:27 | 50 BRUNK J substitution out | | | |
| 04:27 | 32 LIDDELL E substitution in | | | |
| 04:17 | 32 LIDDELL E 2pt FG outside the paint, jump shot missed | | | |
| 04:14 | | | | 5 LEE G defensive rebound (2) |
| 04:10 | | | | 23 JOHNSON D 3pt FG , jump shot missed |
| 04:06 | | | | 5 LEE G offensive rebound (3) |
| 04:00 | | 23-19 | 4 | 3 SESSOMS S 3pt FG second chance, jump shot made (7) |
| 04:00 | | | | 22 PICKETT J assist (3) |
| 03:44 | 25 YOUNG K 3pt FG , jump shot missed | | | |
| 03:39 | 25 YOUNG K offensive rebound (4) | | | |
| 03:38 | Timeout media | | | |
| 03:38 | | | | 23 JOHNSON D substitution out |
| 03:38 | | | | 2 DREAD M substitution in |
| 03:20 | 25 YOUNG K 2pt FG second chance outside the paint, jump shot missed | | | |
| 03:19 | 32 LIDDELL E offensive rebound (5) | | | |
| 03:17 | 32 LIDDELL E foul drawn (4) | | | 5 LEE G foul shooting (1 - 7) |
| 03:17 | 10 AHRENS J substitution out | | | |
| 03:17 | 3 BROWN III E substitution in | | | |
| 03:17 | 32 LIDDELL E free throw 1 - 2 made (8) | 24-19 | 5 | |



Penn State at Ohio State

01/16/22 Value City Arena, Columbus, Ohio
2021-22 Men's Basketball

Game Time: 12:01 PM
Game Duration: 2:07
Attendance: 13,565

Officials: DJ Carstensen, Eric Curry, Brian McNutt

| Game Time | OSU | Score | Diff | PSU |
|----------------------|--|--------------|----------|--|
| 03:17 | 32 LIDDELL E free throw 2 - 2 made (9) | 25-19 | 6 | |
| 02:50 | 55 WHEELER J foul shooting (2 - 5) | | | 21 HARRAR J foul drawn (3) |
| 02:50 | | 25-20 | 5 | 21 HARRAR J free throw 1 - 2 made (3) |
| 02:50 | 55 WHEELER J substitution out | | | |
| 02:50 | 2 RUSSELL C substitution in | | | |
| 02:50 | | | | 21 HARRAR J free throw 2 - 2 missed |
| 02:49 | 25 YOUNG K defensive rebound (5) | | | |
| 02:33 | 3 BROWN III E 3pt FG , jump shot missed | | | |
| 02:30 | | | | 22 PICKETT J defensive rebound (1) |
| 02:22 | | | | 2 DREAD M 3pt FG , jump shot missed |
| 02:19 | 32 LIDDELL E defensive rebound (6) | | | |
| 01:56 | 22 BRANHAM M foul drawn (1) | | | 22 PICKETT J foul personal (2 - 8) |
| 01:56 | 32 LIDDELL E substitution out | | | |
| 01:56 | 23 KEY Z substitution in | | | |
| 01:56 | 22 BRANHAM M 1&1 free throw 1 made (4) | 26-20 | 6 | |
| 01:56 | 22 BRANHAM M 1&1 free throw 2 made (5) | 27-20 | 7 | |
| 01:25 | | | | turnover shot clock (4) |
| 01:25 | 25 YOUNG K substitution out | | | |
| 01:25 | 32 LIDDELL E substitution in | | | |
| 01:17 | Timeout 30 Sec | | | |
| 01:02 | 2 RUSSELL C 2pt FG from turnover outside the paint, jump shot missed | | | |
| 00:58 | | | | 5 LEE G defensive rebound (4) |
| 00:35 | 23 KEY Z foul personal (2 - 6) | | | 5 LEE G foul drawn (1) |
| 00:35 | 23 KEY Z substitution out | | | |
| 00:35 | 25 YOUNG K substitution in | | | |
| 00:29 | | 27-22 | 5 | 22 PICKETT J 2pt FG in the paint, layup made (5) |
| 00:03 | 32 LIDDELL E 2pt FG in the paint, layup missed | | | |
| 00:00 | | | | 21 HARRAR J defensive rebound (7) |
| END OF PERIOD | | | | |
| OSU 27-22 PSU | | | | |



Penn State at Ohio State

01/16/22 Value City Arena, Columbus, Ohio
2021-22 Men's Basketball

Game Time: 12:01 PM
Game Duration: 2:07
Attendance: 13,565

Officials: DJ Carstensen, Eric Curry, Brian McNutt

Penn State - 22

| NO. | Name | F | Min | FG | 3P | FT | Rebounds | | | Fouls | | TP | AS | TO | ST | Blocks | | +/- |
|---------------|-----------------|---|-------|------|------|-----|----------|----|-----|-------|----|----|----|----|----|--------|----|-----|
| | | | | M-A | M-A | M-A | OR | DR | TOT | PF | FD | | | | | BS | BA | |
| 5 | Greg Lee | F | 16:41 | 3-5 | 1-3 | 0-0 | 2 | 2 | 4 | 1 | 1 | 7 | 0 | 0 | 0 | 0 | 0 | -4 |
| 21 | John Harrar | F | 15:03 | 0-2 | 0-0 | 3-6 | 2 | 5 | 7 | 1 | 3 | 3 | 0 | 1 | 1 | 0 | 2 | 4 |
| 2 | Myles Dread | G | 12:21 | 0-2 | 0-1 | 0-0 | 0 | 0 | 0 | 1 | 0 | 0 | 0 | 0 | 0 | 0 | 0 | 1 |
| 3 | Sam Sessoms | G | 18:00 | 3-6 | 1-2 | 0-0 | 0 | 3 | 3 | 1 | 1 | 7 | 0 | 1 | 0 | 0 | 0 | -6 |
| 22 | Jalen Pickett | G | 20:00 | 2-7 | 0-2 | 1-2 | 0 | 1 | 1 | 2 | 1 | 5 | 3 | 0 | 1 | 1 | 0 | -5 |
| 14 | Jalanni White | | 04:57 | 0-2 | 0-0 | 0-0 | 0 | 0 | 0 | 0 | 0 | 0 | 0 | 0 | 0 | 0 | 2 | -9 |
| 23 | Dallion Johnson | | 09:39 | 0-3 | 0-3 | 0-0 | 0 | 0 | 0 | 2 | 0 | 0 | 0 | 0 | 0 | 0 | 0 | -5 |
| 13 | Jevonnie Scott | | 03:19 | 0-0 | 0-0 | 0-0 | 0 | 1 | 1 | 0 | 0 | 0 | 0 | 0 | 0 | 0 | 0 | -1 |
| Team | | | | | | | 1 | 1 | 2 | | | 0 | | | 2 | | | |
| Totals | | | | 8-27 | 2-11 | 4-8 | 5 | 13 | 18 | 8 | 6 | 22 | 3 | 4 | 2 | 1 | 4 | -5 |

| Shooting By Period | | |
|--------------------|------|-------|
| 1st FG% | 8-27 | 29.6% |
| 3PT% | 2-11 | 18.2% |
| FT% | 4-8 | 50% |
| GM FG% | 8-27 | 29.6% |
| 3PT% | 2-11 | 18.2% |
| FT% | 4-8 | 50.0% |

Dead Ball Rebounds: 2, 0

Technical Fouls::NONE

Ohio State - 27

| NO. | Name | F | Min | FG | 3P | FT | Rebounds | | | Fouls | | TP | AS | TO | ST | Blocks | | +/- |
|---------------|------------------|---|-------|------|-----|-----|----------|----|-----|-------|----|----|----|----|----|--------|----|-----|
| | | | | M-A | M-A | M-A | OR | DR | TOT | PF | FD | | | | | BS | BA | |
| 10 | Justin Ahrens | F | 13:04 | 1-3 | 1-3 | 0-0 | 1 | 3 | 4 | 1 | 1 | 3 | 0 | 1 | 0 | 0 | 0 | -4 |
| 23 | Zed Key | F | 12:21 | 1-5 | 0-0 | 2-2 | 2 | 0 | 2 | 2 | 1 | 4 | 0 | 0 | 0 | 2 | 1 | 2 |
| 32 | E.J. Liddell | F | 15:19 | 3-6 | 0-1 | 3-5 | 1 | 5 | 6 | 0 | 4 | 9 | 3 | 1 | 0 | 2 | 0 | 1 |
| 22 | Malaki Branham | G | 17:41 | 1-5 | 1-2 | 2-2 | 0 | 1 | 1 | 0 | 1 | 5 | 0 | 0 | 0 | 0 | 0 | 0 |
| 55 | Jamari Wheeler | G | 15:44 | 2-3 | 0-1 | 0-0 | 0 | 2 | 2 | 2 | 0 | 4 | 0 | 1 | 1 | 0 | 0 | 6 |
| 3 | Eugene Brown III | | 06:56 | 0-1 | 0-1 | 0-0 | 0 | 0 | 0 | 1 | 0 | 0 | 0 | 0 | 0 | 0 | 0 | 9 |
| 25 | Kyle Young | | 10:27 | 0-2 | 0-1 | 0-0 | 1 | 4 | 5 | 0 | 0 | 0 | 1 | 0 | 1 | 0 | 0 | 7 |
| 2 | Cedric Russell | | 06:35 | 0-1 | 0-0 | 0-0 | 0 | 0 | 0 | 0 | 0 | 0 | 0 | 0 | 0 | 0 | 0 | 4 |
| 50 | Joey Brunk | | 01:53 | 1-1 | 0-0 | 0-0 | 0 | 0 | 0 | 0 | 1 | 2 | 0 | 0 | 0 | 0 | 0 | 0 |
| Team | | | | | | | 0 | 1 | 1 | | | 0 | | | 0 | | | |
| Totals | | | | 9-27 | 2-9 | 7-9 | 5 | 16 | 21 | 6 | 8 | 27 | 4 | 3 | 2 | 4 | 1 | 5 |

| Shooting By Period | | |
|--------------------|------|-------|
| 1st FG% | 9-27 | 33.3% |
| 3PT% | 2-9 | 22.2% |
| FT% | 7-9 | 77.8% |
| GM FG% | 9-27 | 33.3% |
| 3PT% | 2-9 | 22.2% |
| FT% | 7-9 | 77.8% |

Dead Ball Rebounds: 2, 0

Technical Fouls::NONE

| | PSU | OSU |
|------------------|---------------------------|--------------------------|
| Biggest lead | 6 (1 st 17:47) | 9 (1 st 5:52) |
| Best Scoring Run | 6(1 st 17:47) | 8(1 st 11:58) |
| Lead Changes | 1 | |
| Times Tied | 1 | |
| Time with Lead | 06:00 | 11:58 |

| Points from | PSU | OSU |
|---------------|-----|-----|
| Turnovers | 3 | 2 |
| Paint | 6 | 10 |
| Second Chance | 7 | 4 |
| Fast Breaks | 0 | 0 |
| Bench | 0 | 2 |

| | Period by Period Scoring | | |
|-----|--------------------------|-----|-----|
| | 1st | 2nd | TOT |
| PSU | 22 | 34 | 56 |
| OSU | 27 | 34 | 61 |



Period 2

Quarter Starters:

| | | | | | |
|-----|-------------|--------------|----------|--------------|--------------|
| OSU | 10 Ahrens J | 22 Branham M | 23 Key Z | 32 Liddell E | 55 Wheeler J |
| PSU | 2 Dread M | 3 Sessoms S | 5 Lee G | 21 Harrar J | 22 Pickett J |

| Game Time | OSU | Score | Diff | PSU |
|-----------|---|-------|------|---|
| 20:00 | 2 RUSSELL C substitution out | | | |
| 20:00 | 3 BROWN III E substitution out | | | |
| 20:00 | 25 YOUNG K substitution out | | | |
| 20:00 | 10 AHRENS J substitution in | | | |
| 20:00 | 23 KEY Z substitution in | | | |
| 20:00 | 55 WHEELER J substitution in | | | |
| 19:42 | | | | 3 SESSOMS S 3pt FG , jump shot missed |
| 19:40 | 22 BRANHAM M defensive rebound (2) | | | |
| 19:28 | 32 LIDDELL E 2pt FG outside the paint, jump shot missed | | | |
| 19:25 | 23 KEY Z offensive rebound (3) | | | |
| 19:24 | 23 KEY Z 2pt FG second chance in the paint, jump shot blocked | | | |
| 19:24 | | | | 22 PICKETT J block (2) |
| 19:20 | 55 WHEELER J offensive rebound (3) | | | |
| 19:17 | 55 WHEELER J foul drawn (1) | | | 2 DREAD M foul shooting (2 - 1) |
| 19:17 | 55 WHEELER J free throw 1 - 2 missed | | | |
| 19:17 | offensive dead ball rebound (3) | | | |
| 19:17 | 55 WHEELER J free throw 2 - 2 made (5) | 28-22 | 6 | |
| 18:46 | | | | turnover shot clock (5) |
| 18:28 | 23 KEY Z 2pt FG from turnover in the paint, layup made (6) | 30-22 | 8 | |
| 18:28 | 22 BRANHAM M assist (1) | | | |
| 18:08 | | | | 5 LEE G 3pt FG , jump shot missed |
| 18:06 | defensive rebound (25) | | | |
| 17:45 | 23 KEY Z 2pt FG in the paint, turnaround jump shot made (8) | 32-22 | 10 | |
| 17:40 | | | | Timeout 30 Sec |
| 17:40 | | | | Timeout media |
| 17:19 | | | | 2 DREAD M 3pt FG , jump shot missed |
| 17:15 | 23 KEY Z defensive rebound (4) | | | |
| 16:54 | 23 KEY Z 2pt FG in the paint, hook shot missed | | | |
| 16:51 | | | | 22 PICKETT J defensive rebound (2) |
| 16:42 | 23 KEY Z foul personal (3 - 1) | | | 21 HARRAR J foul drawn (4) |
| 16:42 | 23 KEY Z substitution out | | | |
| 16:42 | 25 YOUNG K substitution in | | | |
| 16:42 | | | | 5 LEE G substitution out |
| 16:42 | | | | 14 WHITE J substitution in |
| 16:40 | | 32-24 | 8 | 14 WHITE J 2pt FG in the paint, dunk, made (2) |
| 16:40 | | | | 22 PICKETT J assist (4) |
| 16:21 | 32 LIDDELL E foul drawn (5) | | | 14 WHITE J foul shooting (1 - 2) |
| 16:21 | 32 LIDDELL E free throw 1 - 2 missed | | | |
| 16:21 | offensive dead ball rebound (4) | | | |
| 16:21 | 32 LIDDELL E free throw 2 - 2 missed | | | |
| 16:20 | | | | 14 WHITE J defensive rebound (1) |
| 16:05 | | 32-26 | 6 | 3 SESSOMS S 2pt FG in the paint, driving layup made (9) |
| 15:51 | 32 LIDDELL E foul drawn (6) | | | 14 WHITE J foul personal (2 - 3) |



Penn State at Ohio State

01/16/22 Value City Arena, Columbus, Ohio
2021-22 Men's Basketball

Game Time: 12:01 PM
Game Duration: 2:07
Attendance: 13,565

Officials: DJ Carstensen, Eric Curry, Brian McNutt

| Game Time | OSU | Score | Diff | PSU |
|-----------|---|--------------|-----------|---|
| 15:51 | Timeout media | | | |
| 15:43 | 10 AHRENS J 3pt FG , jump shot blocked | | | |
| 15:43 | | | | 22 PICKETT J block (3) |
| 15:38 | | | | 3 SESSOMS S defensive rebound (4) |
| 15:24 | | | | 14 WHITE J 2pt FG outside the paint, jump shot missed |
| 15:21 | 25 YOUNG K defensive rebound (6) | | | |
| 15:11 | 25 YOUNG K turnover bad pass (1) | | | 14 WHITE J steal (1) |
| 14:48 | | | | 14 WHITE J 3pt FG from turnover, jump shot missed |
| 14:45 | 55 WHEELER J defensive rebound (4) | | | |
| 14:31 | 32 LIDDELL E 2pt FG in the paint, jump shot made (11) | 34-26 | 8 | |
| 14:31 | 32 LIDDELL E foul drawn (7) | | | 14 WHITE J foul shooting (3 - 4) |
| 14:31 | 10 AHRENS J substitution out | | | |
| 14:31 | 3 BROWN III E substitution in | | | |
| 14:31 | | | | 21 HARRAR J substitution out |
| 14:31 | | | | 5 LEE G substitution in |
| 14:31 | 32 LIDDELL E free throw 1 - 1 missed | | | |
| 14:30 | 22 BRANHAM M offensive rebound (3) | | | |
| 14:13 | 22 BRANHAM M 2pt FG second chance outside the paint, jump shot missed | | | |
| 14:12 | offensive rebound (30) | | | |
| 14:12 | 32 LIDDELL E foul drawn (8) | | | 14 WHITE J foul personal (4 - 5) |
| 14:12 | 32 LIDDELL E substitution out | | | |
| 14:12 | 23 KEY Z substitution in | | | |
| 14:12 | | | | 14 WHITE J substitution out |
| 14:12 | | | | 13 SCOTT J substitution in |
| 14:03 | 23 KEY Z 2pt FG second chance in the paint, hook shot made (10) | 36-26 | 10 | |
| 14:03 | 22 BRANHAM M assist (2) | | | |
| 13:31 | | | | 3 SESSOMS S turnover lost ball (2) |
| 13:31 | 55 WHEELER J substitution out | | | |
| 13:31 | 1 SOTOS J substitution in | | | |
| 13:16 | 23 KEY Z 2pt FG from turnover in the paint, jump shot blocked | | | |
| 13:16 | | | | 13 SCOTT J block (1) |
| 13:12 | | | | 5 LEE G defensive rebound (5) |
| 13:09 | | 36-28 | 8 | 3 SESSOMS S 2pt FG in the paint, layup made (11) |
| 12:48 | 1 SOTOS J foul drawn (1) | | | 13 SCOTT J foul personal (1 - 6) |
| 12:48 | | | | 2 DREAD M substitution out |
| 12:48 | | | | 23 JOHNSON D substitution in |
| 12:35 | 23 KEY Z turnover lost ball (1) | | | 5 LEE G steal (1) |
| 12:24 | 1 SOTOS J foul shooting (1 - 2) | | | 3 SESSOMS S foul drawn (2) |
| 12:24 | | | | 3 SESSOMS S free throw 1 - 2 missed |
| 12:24 | | | | offensive dead ball rebound (3) |
| 12:24 | 1 SOTOS J substitution out | | | |
| 12:24 | 55 WHEELER J substitution in | | | |
| 12:24 | 25 YOUNG K substitution out | | | |
| 12:24 | 32 LIDDELL E substitution in | | | |
| 12:24 | | 36-29 | 7 | 3 SESSOMS S free throw 2 - 2 made (12) |
| 12:09 | 22 BRANHAM M 2pt FG outside the paint, jump shot missed | | | |
| 12:06 | | | | 13 SCOTT J defensive rebound (2) |



Penn State at Ohio State

01/16/22 Value City Arena, Columbus, Ohio
2021-22 Men's Basketball

Game Time: 12:01 PM
Game Duration: 2:07
Attendance: 13,565

Officials: DJ Carstensen, Eric Curry, Brian McNutt

| Game Time | OSU | Score | Diff | PSU |
|-----------|--|--------------|-----------|---|
| 11:44 | | 36-31 | 5 | 13 SCOTT J 2pt FG in the paint, layup made (2) |
| 11:44 | | | | 5 LEE G assist (1) |
| 11:24 | 22 BRANHAM M foul drawn (2) | | | 22 PICKETT J foul shooting (3 - 7) |
| 11:24 | Timeout media | | | |
| 11:24 | 22 BRANHAM M free throw 1 - 2 made (6) | 37-31 | 6 | |
| 11:24 | 22 BRANHAM M free throw 2 - 2 made (7) | 38-31 | 7 | |
| 11:12 | | 38-33 | 5 | 13 SCOTT J 2pt FG in the paint, dunk, made (4) |
| 10:57 | 23 KEY Z foul offensive (4 - 3) | | | 13 SCOTT J foul drawn (1) |
| 10:57 | 23 KEY Z turnover offensive (2) | | | |
| 10:57 | 22 BRANHAM M substitution out | | | |
| 10:57 | 23 KEY Z substitution out | | | |
| 10:57 | 10 AHRENS J substitution in | | | |
| 10:57 | 25 YOUNG K substitution in | | | |
| 10:26 | | | | 5 LEE G 2pt FG from turnover in the paint, jump shot missed |
| 10:24 | 25 YOUNG K defensive rebound (7) | | | |
| 10:18 | 3 BROWN III E 2pt FG in the paint, layup made (2) | 40-33 | 7 | |
| 10:18 | 25 YOUNG K assist (2) | | | |
| 10:04 | | | | 3 SESSOMS S 2pt FG in the paint, layup blocked |
| 10:04 | 55 WHEELER J block (1) | | | |
| 10:04 | | | | offensive rebound (24) |
| 09:59 | 3 BROWN III E foul shooting (2 - 4) | | | 22 PICKETT J foul drawn (2) |
| 09:59 | | 40-34 | 6 | 22 PICKETT J free throw 1 - 2 made (6) |
| 09:59 | | | | 13 SCOTT J substitution out |
| 09:59 | | | | 21 HARRAR J substitution in |
| 09:59 | | | | 22 PICKETT J free throw 2 - 2 missed |
| 09:58 | 10 AHRENS J defensive rebound (5) | | | |
| 09:35 | 32 LIDDELL E 2pt FG outside the paint, jump shot made (13) | 42-34 | 8 | |
| 09:16 | | | | 22 PICKETT J 2pt FG in the paint, turnaround jump shot missed |
| 09:13 | 32 LIDDELL E defensive rebound (7) | | | |
| 09:01 | 3 BROWN III E 2pt FG in the paint, dunk, made (4) | 44-34 | 10 | |
| 09:01 | 55 WHEELER J assist (1) | | | |
| 08:54 | | | | Timeout 30 Sec |
| 08:54 | | | | 3 SESSOMS S substitution out |
| 08:54 | | | | 2 DREAD M substitution in |
| 08:41 | | 44-37 | 7 | 23 JOHNSON D 3pt FG , jump shot made (3) |
| 08:41 | | | | 2 DREAD M assist (1) |
| 08:16 | 32 LIDDELL E foul drawn (9) | | | 5 LEE G foul shooting (2 - 8) |
| 08:16 | 32 LIDDELL E free throw 1 - 2 missed | | | |
| 08:16 | offensive dead ball rebound (5) | | | |
| 08:16 | | | | 5 LEE G substitution out |
| 08:16 | | | | 14 WHITE J substitution in |
| 08:16 | 32 LIDDELL E free throw 2 - 2 made (14) | 45-37 | 8 | |
| 07:47 | | 45-40 | 5 | 22 PICKETT J 3pt FG , jump shot made (9) |
| 07:29 | 3 BROWN III E foul drawn (1) | | | 2 DREAD M foul personal (3 - 9) |
| 07:29 | Timeout media | | | |
| 07:29 | 3 BROWN III E 1&1 free throw 1 made (5) | 46-40 | 6 | |
| 07:29 | 3 BROWN III E 1&1 free throw 2 made (6) | 47-40 | 7 | |
| 07:15 | 10 AHRENS J foul personal (2 - 5) | | | 21 HARRAR J foul drawn (5) |
| 07:13 | | 47-42 | 5 | 21 HARRAR J 2pt FG in the paint, dunk, made (5) |



Penn State at Ohio State

01/16/22 Value City Arena, Columbus, Ohio
2021-22 Men's Basketball

Game Time: 12:01 PM
Game Duration: 2:07
Attendance: 13,565

Officials: DJ Carstensen, Eric Curry, Brian McNutt

| Game Time | OSU | Score | Diff | PSU |
|-----------|---|--------------|----------|---|
| 07:13 | | | | 22 PICKETT J assist (5) |
| 06:40 | 3 BROWN III E 3pt FG , jump shot missed | | | |
| 06:36 | | | | 14 WHITE J defensive rebound (2) |
| 06:30 | | | | 14 WHITE J 3pt FG , jump shot missed |
| 06:26 | 10 AHRENS J defensive rebound (6) | | | |
| 06:17 | 25 YOUNG K foul drawn (1) | | | 14 WHITE J foul shooting (5 - 10) |
| 06:17 | | | | 14 WHITE J substitution out |
| 06:17 | | | | 5 LEE G substitution in |
| 06:17 | 3 BROWN III E substitution out | | | |
| 06:17 | 22 BRANHAM M substitution in | | | |
| 06:17 | 25 YOUNG K free throw 1 - 2 missed | | | |
| 06:17 | offensive dead ball rebound (6) | | | |
| 06:17 | 25 YOUNG K free throw 2 - 2 made (1) | 48-42 | 6 | |
| 06:17 | 25 YOUNG K substitution out | | | |
| 06:17 | 23 KEY Z substitution in | | | |
| 05:58 | | | | 5 LEE G 3pt FG , jump shot missed |
| 05:55 | 22 BRANHAM M defensive rebound (4) | | | |
| 05:46 | 55 WHEELER J turnover bad pass (2) | | | 22 PICKETT J steal (2) |
| 05:24 | | 48-44 | 4 | 5 LEE G 2pt FG from turnover in the paint, hook shot made (9) |
| 05:07 | 32 LIDDELL E 3pt FG , jump shot made (17) | 51-44 | 7 | |
| 05:07 | 23 KEY Z assist (1) | | | |
| 04:44 | 55 WHEELER J foul personal (3 - 6) | | | 22 PICKETT J foul drawn (3) |
| 04:44 | 55 WHEELER J substitution out | | | |
| 04:44 | 3 BROWN III E substitution in | | | |
| 04:44 | | | | 23 JOHNSON D substitution out |
| 04:44 | | | | 3 SESSOMS S substitution in |
| 04:35 | | | | 22 PICKETT J 2pt FG outside the paint, jump shot missed |
| 04:32 | 10 AHRENS J defensive rebound (7) | | | |
| 04:18 | 32 LIDDELL E turnover (2) | | | |
| 04:18 | 32 LIDDELL E substitution out | | | |
| 04:18 | 25 YOUNG K substitution in | | | |
| 04:02 | | 51-47 | 4 | 2 DREAD M 3pt FG from turnover, jump shot made (3) |
| 04:02 | | | | 3 SESSOMS S assist (1) |
| 03:50 | Timeout 30 Sec | | | |
| 03:50 | Timeout media | | | |
| 03:50 | 3 BROWN III E substitution out | | | |
| 03:50 | 23 KEY Z substitution out | | | |
| 03:50 | 32 LIDDELL E substitution in | | | |
| 03:50 | 55 WHEELER J substitution in | | | |
| 03:41 | 22 BRANHAM M foul drawn (3) | | | 22 PICKETT J foul personal (4 - 11) |
| 03:41 | 22 BRANHAM M free throw 1 - 2 made (8) | 52-47 | 5 | |
| 03:41 | 22 BRANHAM M free throw 2 - 2 missed | | | |
| 03:40 | | | | 21 HARRAR J defensive rebound (8) |
| 03:17 | | | | 3 SESSOMS S 2pt FG in the paint, step back jump shot missed |
| 03:11 | 32 LIDDELL E defensive rebound (8) | | | |
| 02:52 | 22 BRANHAM M foul drawn (4) | | | 2 DREAD M foul shooting (4 - 12) |
| 02:52 | 22 BRANHAM M free throw 1 - 2 missed | | | |
| 02:52 | offensive dead ball rebound (7) | | | |
| 02:52 | 10 AHRENS J substitution out | | | |



Penn State at Ohio State

01/16/22 Value City Arena, Columbus, Ohio
2021-22 Men's Basketball

Game Time: 12:01 PM
Game Duration: 2:07
Attendance: 13,565

Officials: DJ Carstensen, Eric Curry, Brian McNutt

| Game Time | OSU | Score | Diff | PSU |
|-----------|--|--------------|----------|--|
| 02:52 | 3 BROWN III E substitution in | | | |
| 02:52 | 22 BRANHAM M free throw 2 - 2 missed | | | |
| 02:51 | | | | 5 LEE G defensive rebound (6) |
| 02:32 | 22 BRANHAM M steal (1) | | | 5 LEE G turnover bad pass (1) |
| 02:28 | 32 LIDDELL E foul drawn (10) | | | 21 HARRAR J foul shooting (2 - 13) |
| 02:28 | 32 LIDDELL E free throw fast break 1 - 2 made (18) | 53-47 | 6 | |
| 02:28 | | | | 5 LEE G substitution out |
| 02:28 | | | | 23 JOHNSON D substitution in |
| 02:28 | 32 LIDDELL E free throw fast break 2 - 2 made (19) | 54-47 | 7 | |
| 02:10 | 25 YOUNG K foul shooting (1 - 7) | | | 21 HARRAR J foul drawn (6) |
| 02:10 | | 54-48 | 6 | 21 HARRAR J free throw 1 - 2 made (6) |
| 02:10 | 3 BROWN III E substitution out | | | |
| 02:10 | 10 AHRENS J substitution in | | | |
| 02:10 | | | | 23 JOHNSON D substitution out |
| 02:10 | | | | 5 LEE G substitution in |
| 02:10 | | 54-49 | 5 | 21 HARRAR J free throw 2 - 2 made (7) |
| 01:46 | 32 LIDDELL E 2pt FG in the paint, jump shot missed | | | |
| 01:43 | | | | 5 LEE G defensive rebound (7) |
| 01:25 | 25 YOUNG K steal (2) | | | 3 SESSOMS S turnover lost ball (3) |
| 01:23 | Timeout 30 Sec | | | |
| 01:05 | 25 YOUNG K foul drawn (2) | | | 21 HARRAR J foul personal (3 - 14) |
| 01:05 | 25 YOUNG K free throw 1 - 2 made (2) | 55-49 | 6 | |
| 01:05 | 10 AHRENS J substitution out | | | |
| 01:05 | 3 BROWN III E substitution in | | | |
| 01:05 | | | | 5 LEE G substitution out |
| 01:05 | | | | 23 JOHNSON D substitution in |
| 01:05 | 25 YOUNG K free throw 2 - 2 made (3) | 56-49 | 7 | |
| 00:53 | | 56-51 | 5 | 23 JOHNSON D 2pt FG in the paint, driving layup made (5) |
| 00:37 | Timeout 60 Sec | | | |
| 00:37 | 3 BROWN III E substitution out | | | |
| 00:37 | 10 AHRENS J substitution in | | | |
| 00:37 | | | | 21 HARRAR J substitution out |
| 00:37 | | | | 5 LEE G substitution in |
| 00:37 | 55 WHEELER J foul drawn (2) | | | 23 JOHNSON D foul personal (3 - 15) |
| 00:37 | 55 WHEELER J free throw 1 - 2 made (6) | 57-51 | 6 | |
| 00:37 | 10 AHRENS J substitution out | | | |
| 00:37 | 3 BROWN III E substitution in | | | |
| 00:37 | 55 WHEELER J free throw 2 - 2 made (7) | 58-51 | 7 | |
| 00:29 | | | | 23 JOHNSON D 3pt FG , jump shot missed |
| 00:26 | | | | 22 PICKETT J offensive rebound (3) |
| 00:25 | 55 WHEELER J steal (2) | | | 22 PICKETT J turnover bad pass (1) |
| 00:25 | 55 WHEELER J foul drawn (3) | | | 3 SESSOMS S foul personal (2 - 16) |
| 00:25 | 55 WHEELER J free throw 1 - 2 made (8) | 59-51 | 8 | |
| 00:25 | 22 BRANHAM M substitution out | | | |
| 00:25 | 10 AHRENS J substitution in | | | |
| 00:25 | 55 WHEELER J free throw 2 - 2 made (9) | 60-51 | 9 | |
| 00:17 | | 60-53 | 7 | 22 PICKETT J 2pt FG in the paint, layup made (11) |
| 00:13 | 25 YOUNG K turnover bad pass (2) | | | |
| 00:07 | | 60-56 | 4 | 3 SESSOMS S 3pt FG from turnover, jump shot made (15) |



Official Basketball Play by Play - Second Half

Penn State at Ohio State

01/16/22 Value City Arena, Columbus, Ohio
2021-22 Men's Basketball

Game Time: 12:01 PM

Game Duration: 2:07

Attendance: 13,565

Officials: DJ Carstensen, Eric Curry, Brian McNutt

| Game Time | OSU | Score | Diff | PSU |
|----------------------|--------------------------------------|--------------|----------|----------------------------------|
| 00:07 | | | | Timeout 60 Sec |
| 00:06 | 25 YOUNG K foul drawn (3) | | | 2 DREAD M foul personal (5 - 17) |
| 00:06 | | | | 2 DREAD M substitution out |
| 00:06 | | | | 13 SCOTT J substitution in |
| 00:06 | 25 YOUNG K free throw 1 - 2 made (4) | 61-56 | 5 | |
| 00:06 | 25 YOUNG K free throw 2 - 2 missed | | | |
| 00:05 | | | | 5 LEE G defensive rebound (8) |
| 00:02 | | | | 5 LEE G turnover bad pass (2) |
| END OF GAME | | | | |
| OSU 61-56 PSU | | | | |



Penn State at Ohio State

01/16/22 Value City Arena, Columbus, Ohio
2021-22 Men's Basketball

Game Time: 12:01 PM
Game Duration: 2:07
Attendance: 13,565

Officials: DJ Carstensen, Eric Curry, Brian McNutt

Penn State - 34

| NO. | Name | F | Min | FG | 3P | FT | Rebounds | | | Fouls | | TP | AS | TO | ST | Blocks | | +/- |
|---------------|-----------------|---|-------|-------|------|-----|----------|----|-----|-------|----|----|----|----|----|--------|----|-----|
| | | | | M-A | M-A | M-A | OR | DR | TOT | PF | FD | | | | | BS | BA | |
| 5 | Greg Lee | F | 15:04 | 1-4 | 0-2 | 0-0 | 0 | 4 | 4 | 1 | 0 | 2 | 1 | 2 | 1 | 0 | 0 | -5 |
| 21 | John Harrar | F | 14:51 | 1-1 | 0-0 | 2-2 | 0 | 1 | 1 | 2 | 3 | 4 | 0 | 0 | 0 | 0 | 0 | -2 |
| 2 | Myles Dread | G | 15:59 | 1-2 | 1-2 | 0-0 | 0 | 0 | 0 | 4 | 0 | 3 | 1 | 0 | 0 | 0 | 0 | 3 |
| 3 | Sam Sessoms | G | 15:50 | 3-6 | 1-2 | 1-2 | 0 | 1 | 1 | 1 | 1 | 8 | 1 | 2 | 0 | 0 | 1 | -3 |
| 22 | Jalen Pickett | G | 20:00 | 2-4 | 1-1 | 1-2 | 1 | 1 | 2 | 2 | 2 | 6 | 2 | 1 | 1 | 2 | 0 | 0 |
| 14 | Jalanni White | | 04:29 | 1-4 | 0-2 | 0-0 | 0 | 2 | 2 | 5 | 0 | 2 | 0 | 0 | 1 | 0 | 0 | 4 |
| 13 | Jevonnie Scott | | 04:20 | 2-2 | 0-0 | 0-0 | 0 | 1 | 1 | 1 | 1 | 4 | 0 | 0 | 0 | 1 | 0 | 1 |
| 23 | Dallion Johnson | | 09:27 | 2-3 | 1-2 | 0-0 | 0 | 0 | 0 | 1 | 0 | 5 | 0 | 0 | 0 | 0 | 0 | 2 |
| Team | | | | | | | 1 | 0 | 1 | | | 0 | | 1 | | | | |
| Totals | | | | 13-26 | 4-11 | 4-6 | 2 | 10 | 12 | 17 | 7 | 34 | 5 | 6 | 3 | 3 | 1 | 0 |

| Shooting By Period | | |
|---------------------|-------|-------|
| 2 nd FG% | 13-26 | 50.0% |
| 3PT% | 4-11 | 36.4% |
| FT% | 4-6 | 66.7% |
| GM FG% | 13-26 | 50.0% |
| 3PT% | 4-11 | 36.4% |
| FT% | 4-6 | 66.7% |

Dead Ball Rebounds: 1, 0

Technical Fouls::NONE

Ohio State - 34

| NO. | Name | F | Min | FG | 3P | FT | Rebounds | | | Fouls | | TP | AS | TO | ST | Blocks | | +/- |
|---------------|------------------|---|-------|------|-----|-------|----------|----|-----|-------|----|----|----|----|----|--------|----|-----|
| | | | | M-A | M-A | M-A | OR | DR | TOT | PF | FD | | | | | BS | BA | |
| 10 | Justin Ahrens | F | 15:04 | 0-1 | 0-1 | 0-0 | 0 | 3 | 3 | 1 | 0 | 0 | 0 | 0 | 0 | 0 | 1 | 1 |
| 23 | Zed Key | F | 09:00 | 3-6 | 0-0 | 0-0 | 1 | 1 | 2 | 2 | 0 | 6 | 1 | 2 | 0 | 0 | 2 | 0 |
| 32 | E.J. Liddell | F | 17:44 | 3-5 | 1-1 | 3-7 | 0 | 2 | 2 | 0 | 6 | 10 | 0 | 1 | 0 | 0 | 0 | 3 |
| 22 | Malaki Branham | G | 14:55 | 0-2 | 0-0 | 3-6 | 1 | 2 | 3 | 0 | 3 | 3 | 2 | 0 | 1 | 0 | 0 | 3 |
| 55 | Jamari Wheeler | G | 17:59 | 0-0 | 0-0 | 5-6 | 1 | 1 | 2 | 1 | 3 | 5 | 1 | 1 | 1 | 1 | 0 | 5 |
| 2 | Cedric Russell | | 00:00 | 0-0 | 0-0 | 0-0 | 0 | 0 | 0 | 0 | 0 | 0 | 0 | 0 | 0 | 0 | 0 | 0 |
| 25 | Kyle Young | | 13:16 | 0-0 | 0-0 | 4-6 | 0 | 2 | 2 | 1 | 3 | 4 | 1 | 2 | 1 | 0 | 0 | -3 |
| 3 | Eugene Brown III | | 10:55 | 2-3 | 0-1 | 2-2 | 0 | 0 | 0 | 1 | 1 | 6 | 0 | 0 | 0 | 0 | 0 | -7 |
| 1 | Jimmy Sotos | | 01:07 | 0-0 | 0-0 | 0-0 | 0 | 0 | 0 | 1 | 1 | 0 | 0 | 0 | 0 | 0 | 0 | -2 |
| Team | | | | | | | 1 | 1 | 2 | | | 0 | | 0 | | | | |
| Totals | | | | 8-17 | 1-3 | 17-27 | 4 | 12 | 16 | 7 | 17 | 34 | 5 | 6 | 3 | 1 | 3 | 0 |

| Shooting By Period | | |
|---------------------|-------|-------|
| 2 nd FG% | 8-17 | 47.1% |
| 3PT% | 1-3 | 33.3% |
| FT% | 17-27 | 63% |
| GM FG% | 8-17 | 47.1% |
| 3PT% | 1-3 | 33.3% |
| FT% | 17-27 | 63.0% |

Dead Ball Rebounds: 5, 0

Technical Fouls::NONE

| | PSU | OSU |
|------------------|---------------------------|----------------------------|
| Biggest lead | 0 (1 st 20:00) | 10 (2 nd 17:45) |
| Best Scoring Run | 5(2 nd 11:44) | 5(2 nd 17:45) |
| Lead Changes | 0 | |
| Times Tied | 0 | |
| Time with Lead | 00:00 | 19:42 |

| Points from | PSU | OSU |
|---------------|-----|-----|
| Turnovers | 9 | 8 |
| Paint | 18 | 12 |
| Second Chance | 1 | 3 |
| Fast Breaks | 0 | 2 |
| Bench | 11 | 10 |

| | Period by Period Scoring | | |
|-----|--------------------------|-----|-----|
| | 1st | 2nd | TOT |
| PSU | 22 | 34 | 56 |
| OSU | 27 | 34 | 61 |



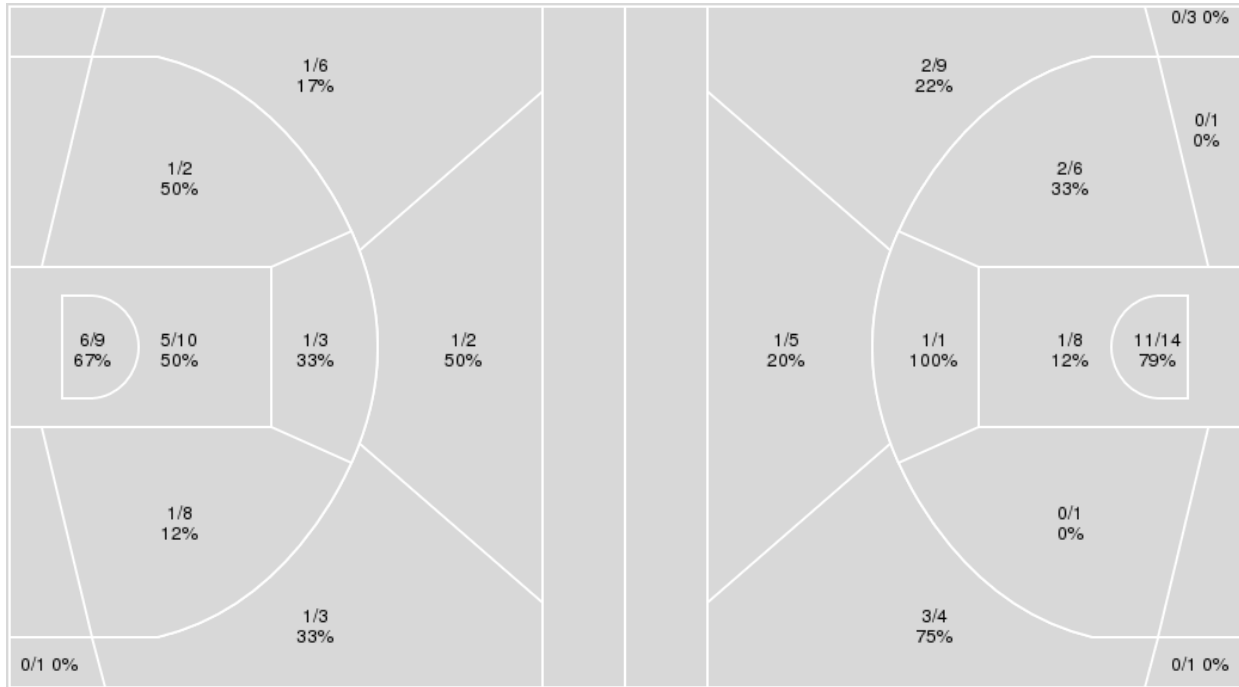
Officials: DJ Carstensen, Eric Curry, Brian McNutt

{ Players => 0, 1, 2, 3, 10, 14, 22, 23, 24, 25, 31, 32, 42, 50, 55; } FG
 Types => All; Results => All;

{ Players => 0, 1, 2, 3, 4, 5, 11, 13, 14, 15, 21, 22, 23, 33, 35; } FG
 Types => All; Results => All;

Ohio State

Penn State



| Ohio State | M/A | % |
|-------------|-------|----|
| Field Goals | 17/44 | 39 |
| 2 Points | 14/32 | 44 |
| 3 Points | 3/12 | 25 |
| Free Throws | 24/36 | 67 |

| Penn State | M/A | % |
|-------------|-------|----|
| Field Goals | 21/53 | 40 |
| 2 Points | 15/31 | 48 |
| 3 Points | 6/22 | 27 |
| Free Throws | 8/14 | 57 |



Penn State at Ohio State

01/16/22 Value City Arena, Columbus, Ohio
2021-22 Men's Basketball

Game Time: 12:01 PM
Game Duration: 2:07
Attendance: 13,565

Officials: DJ Carstensen, Eric Curry, Brian McNutt

Penn State

| No | Name | Mins | | Score | | Points Diff | | Points per Min | | Assists | | Rebounds | | Steals | | Turnovers | |
|----|-----------------|-------|-------|---------|---------|-------------|-----|----------------|------|---------|-----|----------|-----|--------|-----|-----------|-----|
| | | On | Off | On | Off | On | Off | On | Off | On | Off | On | Off | On | Off | On | Off |
| 2 | Myles Dread | 28:20 | 11:40 | 44 - 40 | 12 - 21 | 4 | -9 | 1.55 | 1.03 | 6 | 2 | 23 | 7 | 4 | 1 | 7 | 3 |
| 3 | Sam Sessoms | 33:50 | 06:10 | 45 - 54 | 11 - 7 | -9 | 4 | 1.33 | 1.78 | 6 | 2 | 26 | 4 | 3 | 2 | 10 | 0 |
| 5 | Greg Lee | 31:45 | 08:15 | 43 - 52 | 13 - 9 | -9 | 4 | 1.35 | 1.58 | 6 | 2 | 24 | 6 | 3 | 2 | 8 | 2 |
| 13 | Jevonnie Scott | 07:39 | 32:21 | 9 - 9 | 47 - 52 | 0 | -5 | 1.18 | 1.45 | 1 | 7 | 7 | 23 | 2 | 3 | 4 | 6 |
| 14 | Jalanni White | 09:26 | 30:34 | 10 - 15 | 46 - 46 | -5 | 0 | 1.06 | 1.50 | 2 | 6 | 5 | 25 | 1 | 4 | 2 | 8 |
| 21 | John Harrar | 29:54 | 10:06 | 42 - 40 | 14 - 21 | 2 | -7 | 1.40 | 1.39 | 7 | 1 | 23 | 7 | 4 | 1 | 5 | 5 |
| 22 | Jalen Pickett | 40:00 | 00:00 | 56 - 61 | 0 - 0 | -5 | 0 | 1.40 | 0.00 | 8 | 0 | 30 | 0 | 5 | 0 | 10 | 0 |
| 23 | Dallion Johnson | 19:06 | 20:54 | 31 - 34 | 25 - 27 | -3 | -2 | 1.62 | 1.20 | 4 | 4 | 12 | 18 | 3 | 2 | 4 | 6 |

Ohio State

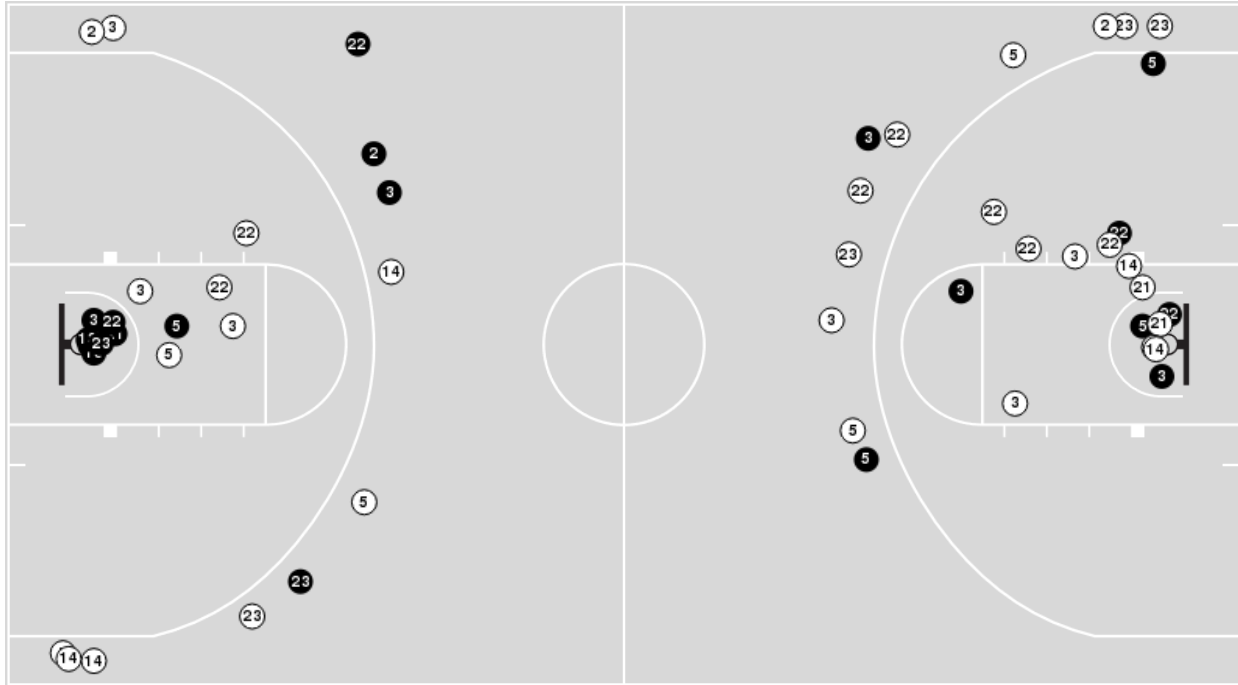
| No | Name | Mins | | Score | | Points Diff | | Points per Min | | Assists | | Rebounds | | Steals | | Turnovers | |
|----|------------------|-------|-------|---------|---------|-------------|-----|----------------|------|---------|-----|----------|-----|--------|-----|-----------|-----|
| | | On | Off | On | Off | On | Off | On | Off | On | Off | On | Off | On | Off | On | Off |
| 1 | Jimmy Sotos | 01:07 | 38:53 | 0 - 2 | 61 - 54 | -2 | 7 | 0.00 | 1.57 | 0 | 9 | 0 | 37 | 0 | 5 | 1 | 8 |
| 2 | Cedric Russell | 06:35 | 33:25 | 9 - 5 | 52 - 51 | 4 | 1 | 1.37 | 1.56 | 1 | 8 | 7 | 30 | 1 | 4 | 2 | 7 |
| 3 | Eugene Brown III | 17:51 | 22:09 | 32 - 30 | 29 - 26 | 2 | 3 | 1.79 | 1.31 | 4 | 5 | 12 | 25 | 3 | 2 | 4 | 5 |
| 10 | Justin Ahrens | 28:08 | 11:52 | 40 - 43 | 21 - 13 | -3 | 8 | 1.42 | 1.77 | 7 | 2 | 30 | 7 | 2 | 3 | 7 | 2 |
| 22 | Malaki Branham | 32:36 | 07:24 | 43 - 40 | 18 - 16 | 3 | 2 | 1.32 | 2.43 | 6 | 3 | 29 | 8 | 4 | 1 | 7 | 2 |
| 23 | Zed Key | 21:21 | 18:39 | 27 - 25 | 34 - 31 | 2 | 3 | 1.26 | 1.82 | 5 | 4 | 18 | 19 | 2 | 3 | 6 | 3 |
| 25 | Kyle Young | 23:43 | 16:17 | 40 - 36 | 21 - 20 | 4 | 1 | 1.69 | 1.29 | 5 | 4 | 21 | 16 | 4 | 1 | 4 | 5 |
| 32 | E.J. Liddell | 33:03 | 06:57 | 53 - 49 | 8 - 7 | 4 | 1 | 1.60 | 1.15 | 8 | 1 | 34 | 3 | 4 | 1 | 7 | 2 |
| 50 | Joey Brunk | 01:53 | 38:07 | 2 - 2 | 59 - 54 | 0 | 5 | 1.06 | 1.55 | 0 | 9 | 1 | 36 | 0 | 5 | 1 | 8 |
| 55 | Jamari Wheeler | 33:43 | 06:17 | 59 - 48 | 2 - 8 | 11 | -6 | 1.75 | 0.32 | 9 | 0 | 33 | 4 | 5 | 0 | 6 | 3 |



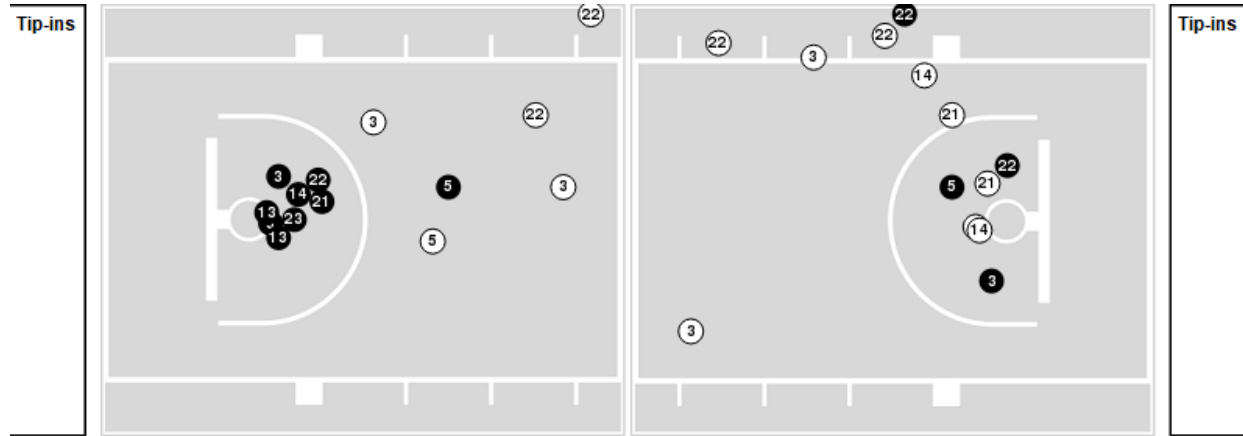
Players => 0, 1, 2, 3, 4, 5, 11, 13, 14, 15, 21, 22, 23, 33, 35FG Types=>AllResults=>All

Penn State

All Field Goals



Blow Up Chart



● Made ○ Missed N - Player Number

| Penn State | M/A | % |
|-------------|-------|----|
| Field Goals | 21/53 | 40 |
| 2 Points | 15/31 | 48 |
| 3 Points | 6/22 | 27 |
| Free Throws | 8/14 | 57 |

| Penn State | M/A | % |
|----------------------|--------------|----|
| Points in the Paint | 24 (12 / 22) | 55 |
| Fast Break Points | 0 (0/0) | 0 |
| Second Chance Points | 8 (5/9) | 56 |
| Effective FG% | 45 | |

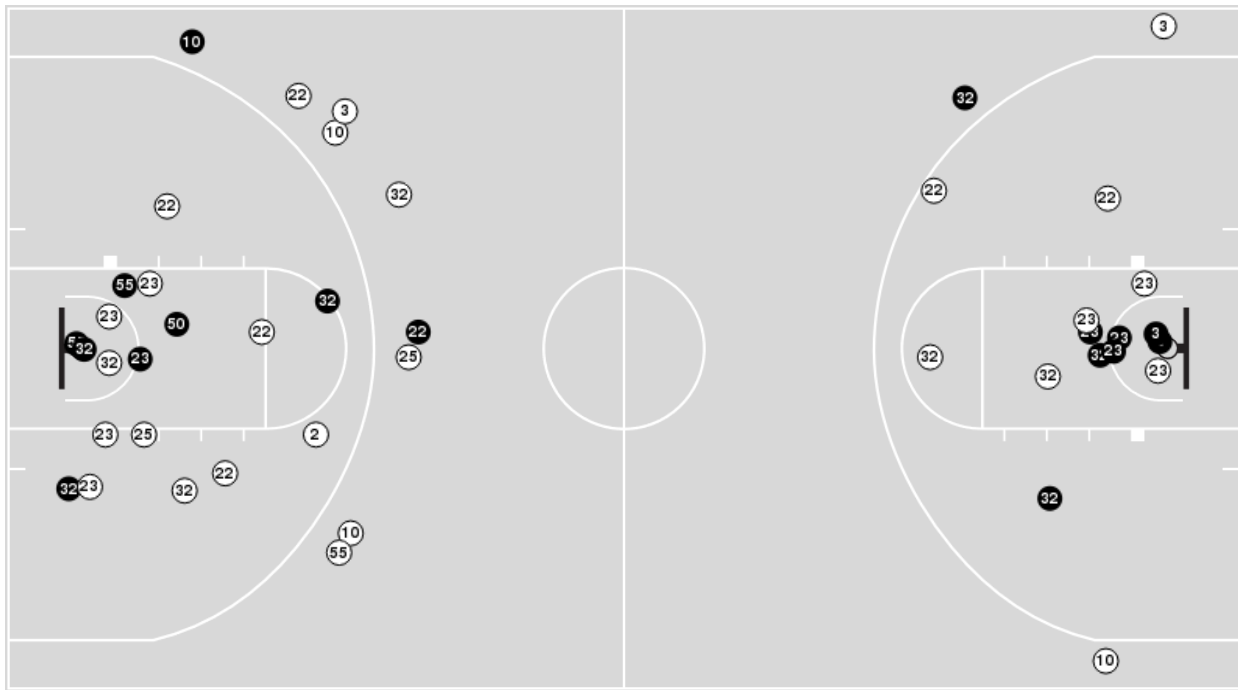


Officials: DJ Carstensen, Eric Curry, Brian McNutt

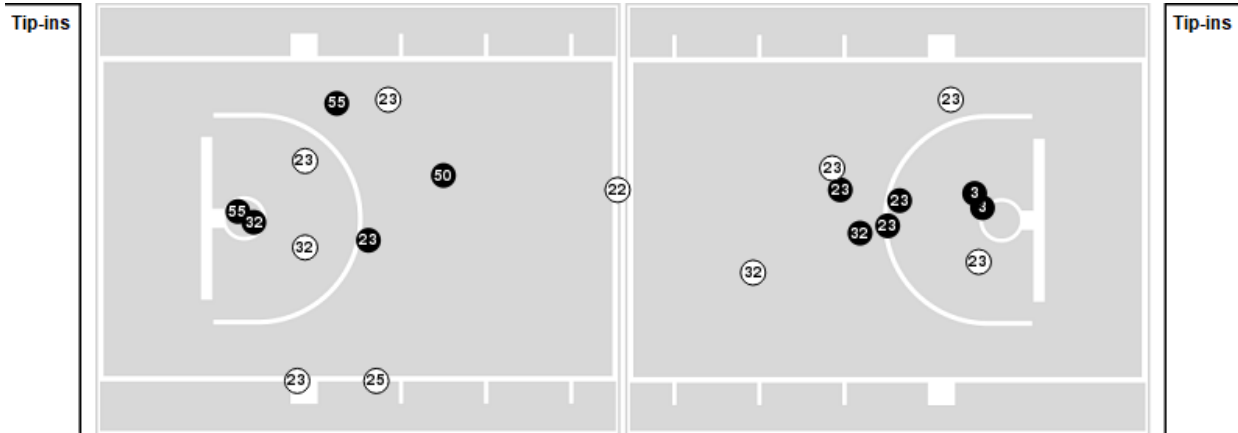
Players => 0, 1, 2, 3, 10, 14, 22, 23, 24, 25, 31, 32, 42, 50, 55 FG Types=>All Results=>All

Ohio State

All Field Goals



Blow Up Chart



● Made ○ Missed N - Player Number

| Ohio State | M/A | % |
|-------------|-------|----|
| Field Goals | 17/44 | 39 |
| 2 Points | 14/32 | 44 |
| 3 Points | 3/12 | 25 |
| Free Throws | 24/36 | 67 |

| Ohio State | M/A | % |
|----------------------|--------------|-----|
| Points in the Paint | 22 (11 / 19) | 58 |
| Fast Break Points | 2 (2/2) | 100 |
| Second Chance Points | 7 (6/12) | 50 |
| Effective FG% | 42 | |



Penn State at Ohio State

01/16/22 Value City Arena, Columbus, Ohio
2021-22 Men's Basketball

Game Time: 12:01 PM

Game Duration: 2:07

Attendance: 13,565

Officials: DJ Carstensen, Eric Curry, Brian McNutt

Penn State

| Lineup | Quarter On | Time On | Quarter Off | Time Off | Time on Court | Score | Score Diff | Reb | Stl | Tov | Ass | PPP |
|---|------------|---------|-------------|----------|---------------|-------|------------|-----|-----|-----|-----|--------|
| 2- Dread M/ 3- Sessoms S/ 5- Lee G/ 21- Harrar J/ 22- Pickett J/ | 1 | 20:00 | 1 | 15:02 | 04:58 | 10-4 | 6 | 7 | 0 | 0 | 2 | 1.2690 |
| 3- Sessoms S/ 5- Lee G/ 14- White J/ 22- Pickett J/ 23- Johnson D/ | 1 | 15:02 | 1 | 13:16 | 01:46 | 0-6 | -6 | 0 | 0 | 0 | 0 | 0.0000 |
| 3- Sessoms S/ 13- Scott J/ 14- White J/ 22- Pickett J/ 23- Johnson D/ | 1 | 13:16 | 1 | 11:23 | 01:53 | 0-2 | -2 | 1 | 0 | 2 | 0 | 0.0000 |
| 2- Dread M/ 13- Scott J/ 21- Harrar J/ 22- Pickett J/ 23- Johnson D/ | 1 | 11:23 | 1 | 09:57 | 01:26 | 1-0 | 1 | 2 | 1 | 0 | 0 | 0.6944 |
| 2- Dread M/ 5- Lee G/ 21- Harrar J/ 22- Pickett J/ 23- Johnson D/ | 1 | 09:57 | 1 | 09:23 | 00:34 | 0-0 | 0 | 1 | 0 | 0 | 0 | 0.0000 |
| 2- Dread M/ 3- Sessoms S/ 5- Lee G/ 21- Harrar J/ 22- Pickett J/ | 1 | 09:23 | 1 | 07:38 | 01:45 | 2-7 | -5 | 1 | 1 | 1 | 0 | 0.6667 |
| 3- Sessoms S/ 5- Lee G/ 14- White J/ 22- Pickett J/ 23- Johnson D/ | 1 | 07:38 | 1 | 06:20 | 01:18 | 1-2 | -1 | 1 | 0 | 0 | 0 | 0.3472 |
| 3- Sessoms S/ 5- Lee G/ 21- Harrar J/ 22- Pickett J/ 23- Johnson D/ | 1 | 06:20 | 1 | 03:38 | 02:42 | 5-2 | 3 | 2 | 0 | 0 | 1 | 1.6667 |
| 2- Dread M/ 3- Sessoms S/ 5- Lee G/ 21- Harrar J/ 22- Pickett J/ | 1 | 03:38 | 2 | 16:42 | 06:56 | 3-9 | -6 | 4 | 0 | 2 | 0 | 0.3807 |
| 2- Dread M/ 3- Sessoms S/ 14- White J/ 21- Harrar J/ 22- Pickett J/ | 2 | 16:42 | 2 | 14:31 | 02:11 | 4-2 | 2 | 2 | 1 | 0 | 1 | 1.0000 |
| 2- Dread M/ 3- Sessoms S/ 5- Lee G/ 14- White J/ 22- Pickett J/ | 2 | 14:31 | 2 | 14:12 | 00:19 | 0-0 | 0 | 0 | 0 | 0 | 0 | 0.0000 |
| 2- Dread M/ 3- Sessoms S/ 5- Lee G/ 13- Scott J/ 22- Pickett J/ | 2 | 14:12 | 2 | 12:48 | 01:24 | 2-2 | 0 | 1 | 0 | 1 | 0 | 1.0000 |
| 3- Sessoms S/ 5- Lee G/ 13- Scott J/ 22- Pickett J/ 23- Johnson D/ | 2 | 12:48 | 2 | 09:59 | 02:49 | 6-4 | 2 | 2 | 1 | 0 | 1 | 1.3889 |
| 3- Sessoms S/ 5- Lee G/ 21- Harrar J/ 22- Pickett J/ 23- Johnson D/ | 2 | 09:59 | 2 | 08:54 | 01:05 | 0-4 | -4 | 0 | 0 | 0 | 0 | 0.0000 |
| 2- Dread M/ 5- Lee G/ 21- Harrar J/ 22- Pickett J/ 23- Johnson D/ | 2 | 08:54 | 2 | 08:16 | 00:38 | 3-0 | 3 | 0 | 0 | 0 | 1 | 3.0000 |
| 2- Dread M/ 14- White J/ 21- Harrar J/ 22- Pickett J/ 23- Johnson D/ | 2 | 08:16 | 2 | 06:17 | 01:59 | 5-3 | 2 | 1 | 0 | 0 | 1 | 1.6667 |
| 2- Dread M/ 5- Lee G/ 21- Harrar J/ 22- Pickett J/ 23- Johnson D/ | 2 | 06:17 | 2 | 04:44 | 01:33 | 2-4 | -2 | 0 | 1 | 0 | 0 | 1.0000 |
| 2- Dread M/ 3- Sessoms S/ 5- Lee G/ 21- Harrar J/ 22- Pickett J/ | 2 | 04:44 | 2 | 02:28 | 02:16 | 3-2 | 1 | 2 | 0 | 1 | 1 | 0.7500 |
| 2- Dread M/ 3- Sessoms S/ 21- Harrar J/ 22- Pickett J/ 23- Johnson D/ | 2 | 02:28 | 2 | 02:10 | 00:18 | 1-1 | 0 | 0 | 0 | 0 | 0 | 2.2727 |
| 2- Dread M/ 3- Sessoms S/ 5- Lee G/ 21- Harrar J/ 22- Pickett J/ | 2 | 02:10 | 2 | 01:05 | 01:05 | 1-1 | 0 | 1 | 0 | 1 | 0 | 0.6944 |
| 2- Dread M/ 3- Sessoms S/ 21- Harrar J/ 22- Pickett J/ 23- Johnson D/ | 2 | 01:05 | 2 | 00:37 | 00:28 | 2-1 | 1 | 0 | 0 | 0 | 0 | 2.0000 |
| 2- Dread M/ 3- Sessoms S/ 5- Lee G/ 22- Pickett J/ 23- Johnson D/ | 2 | 00:37 | 2 | 00:06 | 00:30 | 5-4 | 1 | 1 | 0 | 1 | 0 | 1.6667 |
| 3- Sessoms S/ 5- Lee G/ 13- Scott J/ 22- Pickett J/ 23- Johnson D/ | 2 | 00:06 | 2 | 00:00 | 00:07 | 0-1 | -1 | 1 | 0 | 1 | 0 | 0.0000 |



Penn State at Ohio State

01/16/22 Value City Arena, Columbus, Ohio
2021-22 Men's Basketball

Game Time: 12:01 PM
Game Duration: 2:07
Attendance: 13,565

Officials: DJ Carstensen, Eric Curry, Brian McNutt

Ohio State

| Lineup | Quarter On | Time On | Quarter Off | Time Off | Time on Court | Score | Score Diff | Reb | Stl | Tov | Ass | PPP |
|---|------------|---------|-------------|----------|---------------|-------|------------|-----|-----|-----|-----|--------|
| 10- Ahrens J/ 22- Branham M/ 23- Key Z/ 32- Liddell E/ 55- Wheeler J/ | 1 | 20:00 | 1 | 15:02 | 04:58 | 4-10 | -6 | 4 | 0 | 0 | 1 | 0.5714 |
| 3- Brown III E/ 22- Branham M/ 25- Young K/ 32- Liddell E/ 55- Wheeler J/ | 1 | 15:02 | 1 | 13:16 | 01:46 | 6-0 | 6 | 2 | 0 | 0 | 1 | 1.8072 |
| 3- Brown III E/ 22- Branham M/ 23- Key Z/ 25- Young K/ 55- Wheeler J/ | 1 | 13:16 | 1 | 11:23 | 01:53 | 2-0 | 2 | 1 | 1 | 0 | 0 | 1.0000 |
| 2- Russell C/ 10- Ahrens J/ 22- Branham M/ 23- Key Z/ 32- Liddell E/ | 1 | 11:23 | 1 | 09:57 | 01:26 | 0-1 | -1 | 1 | 0 | 1 | 0 | 0.0000 |
| 2- Russell C/ 10- Ahrens J/ 23- Key Z/ 32- Liddell E/ 55- Wheeler J/ | 1 | 09:57 | 1 | 07:38 | 02:19 | 7-2 | 5 | 4 | 1 | 1 | 1 | 1.4344 |
| 10- Ahrens J/ 22- Branham M/ 25- Young K/ 32- Liddell E/ 55- Wheeler J/ | 1 | 07:38 | 1 | 06:44 | 00:54 | 2-1 | 1 | 3 | 0 | 0 | 1 | 2.0000 |
| 10- Ahrens J/ 22- Branham M/ 23- Key Z/ 25- Young K/ 55- Wheeler J/ | 1 | 06:44 | 1 | 06:20 | 00:24 | 0-0 | 0 | 1 | 0 | 0 | 0 | 0.0000 |
| 10- Ahrens J/ 22- Branham M/ 25- Young K/ 50- Brunk J/ 55- Wheeler J/ | 1 | 06:20 | 1 | 04:27 | 01:53 | 2-2 | 0 | 1 | 0 | 1 | 0 | 1.0000 |
| 10- Ahrens J/ 22- Branham M/ 25- Young K/ 32- Liddell E/ 55- Wheeler J/ | 1 | 04:27 | 1 | 03:17 | 01:10 | 0-3 | -3 | 2 | 0 | 0 | 0 | 0.0000 |
| 3- Brown III E/ 22- Branham M/ 25- Young K/ 32- Liddell E/ 55- Wheeler J/ | 1 | 03:17 | 1 | 02:50 | 00:27 | 2-1 | 1 | 0 | 0 | 0 | 0 | 2.2727 |
| 2- Russell C/ 3- Brown III E/ 22- Branham M/ 25- Young K/ 32- Liddell E/ | 1 | 02:50 | 1 | 01:56 | 00:54 | 0-0 | 0 | 2 | 0 | 0 | 0 | 0.0000 |
| 2- Russell C/ 3- Brown III E/ 22- Branham M/ 23- Key Z/ 25- Young K/ | 1 | 01:56 | 1 | 01:25 | 00:31 | 2-0 | 2 | 0 | 0 | 0 | 0 | 2.2727 |
| 2- Russell C/ 3- Brown III E/ 22- Branham M/ 23- Key Z/ 32- Liddell E/ | 1 | 01:25 | 1 | 00:35 | 00:50 | 0-0 | 0 | 0 | 0 | 0 | 0 | 0.0000 |
| 2- Russell C/ 3- Brown III E/ 22- Branham M/ 25- Young K/ 32- Liddell E/ | 1 | 00:35 | 2 | 20:00 | 00:35 | 0-2 | -2 | 0 | 0 | 0 | 0 | 0.0000 |
| 10- Ahrens J/ 22- Branham M/ 23- Key Z/ 32- Liddell E/ 55- Wheeler J/ | 2 | 20:00 | 2 | 16:42 | 03:18 | 5-0 | 5 | 5 | 0 | 0 | 1 | 1.2887 |
| 10- Ahrens J/ 22- Branham M/ 25- Young K/ 32- Liddell E/ 55- Wheeler J/ | 2 | 16:42 | 2 | 14:31 | 02:11 | 2-4 | -2 | 2 | 0 | 1 | 0 | 0.5155 |
| 3- Brown III E/ 22- Branham M/ 25- Young K/ 32- Liddell E/ 55- Wheeler J/ | 2 | 14:31 | 2 | 14:12 | 00:19 | 0-0 | 0 | 2 | 0 | 0 | 0 | 0.0000 |
| 3- Brown III E/ 22- Branham M/ 23- Key Z/ 25- Young K/ 55- Wheeler J/ | 2 | 14:12 | 2 | 13:31 | 00:41 | 2-0 | 2 | 0 | 0 | 0 | 1 | 2.0000 |
| 1- Sotos J/ 3- Brown III E/ 22- Branham M/ 23- Key Z/ 25- Young K/ | 2 | 13:31 | 2 | 12:24 | 01:07 | 0-2 | -2 | 0 | 0 | 1 | 0 | 0.0000 |
| 3- Brown III E/ 22- Branham M/ 23- Key Z/ 25- Young K/ 55- Wheeler J/ | 2 | 12:24 | 2 | 12:24 | 00:00 | 0-0 | 0 | 0 | 0 | 0 | 0 | 0.0000 |
| 3- Brown III E/ 22- Branham M/ 23- Key Z/ 32- Liddell E/ 55- Wheeler J/ | 2 | 12:24 | 2 | 10:57 | 01:27 | 2-5 | -3 | 0 | 0 | 1 | 0 | 0.6944 |
| 3- Brown III E/ 10- Ahrens J/ 25- Young K/ 32- Liddell E/ 55- Wheeler J/ | 2 | 10:57 | 2 | 06:17 | 04:40 | 9-9 | 0 | 4 | 0 | 0 | 2 | 1.5625 |
| 10- Ahrens J/ 22- Branham M/ 25- Young K/ 32- Liddell E/ 55- Wheeler J/ | 2 | 06:17 | 2 | 06:17 | 00:00 | 1-0 | 1 | 0 | 0 | 0 | 0 | 1.1364 |
| 10- Ahrens J/ 22- Branham M/ 23- Key Z/ 32- Liddell E/ 55- Wheeler J/ | 2 | 06:17 | 2 | 04:44 | 01:33 | 3-2 | 1 | 1 | 0 | 1 | 1 | 1.5000 |
| 3- Brown III E/ 10- Ahrens J/ 22- Branham M/ 23- Key Z/ 32- Liddell E/ | 2 | 04:44 | 2 | 04:18 | 00:26 | 0-0 | 0 | 1 | 0 | 1 | 0 | 0.0000 |
| 3- Brown III E/ 10- Ahrens J/ 22- Branham M/ 23- Key Z/ 25- Young K/ | 2 | 04:18 | 2 | 03:50 | 00:28 | 0-3 | -3 | 0 | 0 | 0 | 0 | 0.0000 |
| 10- Ahrens J/ 22- Branham M/ 25- Young K/ 32- Liddell E/ 55- Wheeler J/ | 2 | 03:50 | 2 | 02:52 | 00:58 | 1-0 | 1 | 1 | 0 | 0 | 0 | 0.7576 |
| 3- Brown III E/ 22- Branham M/ 25- Young K/ 32- Liddell E/ 55- Wheeler J/ | 2 | 02:52 | 2 | 02:10 | 00:42 | 2-1 | 1 | 0 | 1 | 0 | 0 | 1.5152 |
| 10- Ahrens J/ 22- Branham M/ 25- Young K/ 32- Liddell E/ 55- Wheeler J/ | 2 | 02:10 | 2 | 01:05 | 01:05 | 1-1 | 0 | 0 | 1 | 0 | 0 | 0.6944 |
| 3- Brown III E/ 22- Branham M/ 25- Young K/ 32- Liddell E/ 55- Wheeler J/ | 2 | 01:05 | 2 | 00:37 | 00:28 | 1-2 | -1 | 0 | 0 | 0 | 0 | 2.2727 |
| 10- Ahrens J/ 22- Branham M/ 25- Young K/ 32- Liddell E/ 55- Wheeler J/ | 2 | 00:37 | 2 | 00:37 | 00:00 | 1-0 | 1 | 0 | 0 | 0 | 0 | 2.2727 |
| 3- Brown III E/ 22- Branham M/ 25- Young K/ 32- Liddell E/ 55- Wheeler J/ | 2 | 00:37 | 2 | 00:25 | 00:12 | 2-0 | 2 | 0 | 1 | 0 | 0 | 2.2727 |
| 3- Brown III E/ 10- Ahrens J/ 25- Young K/ 32- Liddell E/ 55- Wheeler J/ | 2 | 00:25 | 2 | 00:00 | 00:25 | 2-5 | -3 | 0 | 0 | 1 | 0 | 0.8621 |



Penn State at Ohio State

01/16/22 Value City Arena, Columbus, Ohio
2021-22 Men's Basketball

Game Time: 12:01 PM

Game Duration: 2:07

Attendance: 13,565

Officials: DJ Carstensen, Eric Curry, Brian McNutt

Penn State

| Lineup | Time | Score | Score Diff | Pts/Min | Reb | Stl | Tov | Ass | PPP |
|---|-------|-------|------------|---------|-----|-----|-----|-----|--------|
| 2- Dread M/ 3- Sessoms S/ 5- Lee G/ 21- Harrar J/ 22- Pickett J/ | 17:00 | 19-23 | -4 | 1.1176 | 15 | 1 | 5 | 3 | 0.7851 |
| 3- Sessoms S/ 5- Lee G/ 21- Harrar J/ 22- Pickett J/ 23- Johnson D/ | 03:47 | 5-6 | -1 | 1.3216 | 2 | 0 | 0 | 1 | 1.1261 |
| 3- Sessoms S/ 5- Lee G/ 14- White J/ 22- Pickett J/ 23- Johnson D/ | 03:04 | 1-8 | -7 | 0.3261 | 1 | 0 | 0 | 0 | 0.2049 |
| 3- Sessoms S/ 5- Lee G/ 13- Scott J/ 22- Pickett J/ 23- Johnson D/ | 02:56 | 6-5 | 1 | 2.0455 | 3 | 1 | 1 | 1 | 1.1278 |
| 2- Dread M/ 5- Lee G/ 21- Harrar J/ 22- Pickett J/ 23- Johnson D/ | 02:45 | 5-4 | 1 | 1.8182 | 1 | 1 | 0 | 1 | 1.1261 |
| 2- Dread M/ 3- Sessoms S/ 14- White J/ 21- Harrar J/ 22- Pickett J/ | 02:11 | 4-2 | 2 | 1.8321 | 2 | 1 | 0 | 1 | 1.0000 |
| 2- Dread M/ 14- White J/ 21- Harrar J/ 22- Pickett J/ 23- Johnson D/ | 01:59 | 5-3 | 2 | 2.5210 | 1 | 0 | 0 | 1 | 1.6667 |
| 3- Sessoms S/ 13- Scott J/ 14- White J/ 22- Pickett J/ 23- Johnson D/ | 01:53 | 0-2 | -2 | 0.0000 | 1 | 0 | 2 | 0 | 0.0000 |
| 2- Dread M/ 13- Scott J/ 21- Harrar J/ 22- Pickett J/ 23- Johnson D/ | 01:26 | 1-0 | 1 | 0.6977 | 2 | 1 | 0 | 0 | 0.6944 |
| 2- Dread M/ 3- Sessoms S/ 5- Lee G/ 13- Scott J/ 22- Pickett J/ | 01:24 | 2-2 | 0 | 1.4286 | 1 | 0 | 1 | 0 | 1.0000 |
| 2- Dread M/ 3- Sessoms S/ 21- Harrar J/ 22- Pickett J/ 23- Johnson D/ | 00:46 | 3-2 | 1 | 3.9130 | 0 | 0 | 0 | 0 | 2.0833 |
| 2- Dread M/ 3- Sessoms S/ 5- Lee G/ 22- Pickett J/ 23- Johnson D/ | 00:30 | 5-4 | 1 | 10.0000 | 1 | 0 | 1 | 0 | 1.6667 |
| 2- Dread M/ 3- Sessoms S/ 5- Lee G/ 14- White J/ 22- Pickett J/ | 00:19 | 0-0 | 0 | 0.0000 | 0 | 0 | 0 | 0 | 0.0000 |



Penn State at Ohio State

01/16/22 Value City Arena, Columbus, Ohio
2021-22 Men's Basketball

Game Time: 12:01 PM
Game Duration: 2:07
Attendance: 13,565

Officials: DJ Carstensen, Eric Curry, Brian McNutt

Ohio State

| Lineup | Time | Score | Score Diff | Pts/Min | Reb | Stl | Tov | Ass | PPP |
|---|-------|-------|------------|---------|-----|-----|-----|-----|--------|
| 10- Ahrens J/ 22- Branham M/ 23- Key Z/ 32- Liddell E/ 55- Wheeler J/ | 09:49 | 12-12 | 0 | 1.2224 | 10 | 0 | 1 | 3 | 0.9317 |
| 10- Ahrens J/ 22- Branham M/ 25- Young K/ 32- Liddell E/ 55- Wheeler J/ | 06:18 | 8-9 | -1 | 1.2698 | 8 | 1 | 1 | 1 | 0.8032 |
| 3- Brown III E/ 10- Ahrens J/ 25- Young K/ 32- Liddell E/ 55- Wheeler J/ | 05:05 | 11-14 | -3 | 2.1639 | 4 | 0 | 1 | 2 | 1.3614 |
| 3- Brown III E/ 22- Branham M/ 25- Young K/ 32- Liddell E/ 55- Wheeler J/ | 03:54 | 13-4 | 9 | 3.3333 | 4 | 2 | 0 | 1 | 2.0701 |
| 3- Brown III E/ 22- Branham M/ 23- Key Z/ 25- Young K/ 55- Wheeler J/ | 02:34 | 4-0 | 4 | 1.5584 | 1 | 1 | 0 | 1 | 1.3333 |
| 2- Russell C/ 10- Ahrens J/ 23- Key Z/ 32- Liddell E/ 55- Wheeler J/ | 02:19 | 7-2 | 5 | 3.0216 | 4 | 1 | 1 | 1 | 1.4344 |
| 10- Ahrens J/ 22- Branham M/ 25- Young K/ 50- Brunk J/ 55- Wheeler J/ | 01:53 | 2-2 | 0 | 1.0619 | 1 | 0 | 1 | 0 | 1.0000 |
| 2- Russell C/ 3- Brown III E/ 22- Branham M/ 25- Young K/ 32- Liddell E/ | 01:29 | 0-2 | -2 | 0.0000 | 2 | 0 | 0 | 0 | 0.0000 |
| 3- Brown III E/ 22- Branham M/ 23- Key Z/ 32- Liddell E/ 55- Wheeler J/ | 01:27 | 2-5 | -3 | 1.3793 | 0 | 0 | 1 | 0 | 0.6944 |
| 2- Russell C/ 10- Ahrens J/ 22- Branham M/ 23- Key Z/ 32- Liddell E/ | 01:26 | 0-1 | -1 | 0.0000 | 1 | 0 | 1 | 0 | 0.0000 |
| 1- Sotos J/ 3- Brown III E/ 22- Branham M/ 23- Key Z/ 25- Young K/ | 01:07 | 0-2 | -2 | 0.0000 | 0 | 0 | 1 | 0 | 0.0000 |
| 2- Russell C/ 3- Brown III E/ 22- Branham M/ 23- Key Z/ 32- Liddell E/ | 00:50 | 0-0 | 0 | 0.0000 | 0 | 0 | 0 | 0 | 0.0000 |
| 2- Russell C/ 3- Brown III E/ 22- Branham M/ 23- Key Z/ 25- Young K/ | 00:31 | 2-0 | 2 | 3.8710 | 0 | 0 | 0 | 0 | 2.2727 |
| 3- Brown III E/ 10- Ahrens J/ 22- Branham M/ 23- Key Z/ 25- Young K/ | 00:28 | 0-3 | -3 | 0.0000 | 0 | 0 | 0 | 0 | 0.0000 |
| 3- Brown III E/ 10- Ahrens J/ 22- Branham M/ 23- Key Z/ 32- Liddell E/ | 00:26 | 0-0 | 0 | 0.0000 | 1 | 0 | 1 | 0 | 0.0000 |
| 10- Ahrens J/ 22- Branham M/ 23- Key Z/ 25- Young K/ 55- Wheeler J/ | 00:24 | 0-0 | 0 | 0.0000 | 1 | 0 | 0 | 0 | 0.0000 |