

BALL STATE FOOTBALL 2021

6 MAC CHAMPIONSHIPS • 4 MAC WEST DIVISION TITLES • 10 BOWL APPEARANCES

BALL STATE (1-0, 0-0) CARDINALS

Home: 1-0 | Away: 0-0 | Streak: Won 8
Head Coach: Mike Neu (6th season)



at



#11/13 PENN STATE NITTANY LIONS (1-0, 1-0)

Home: 0-0 | Away: 1-0 | Streak: Won 1
Head Coach: James Franklin (8th season)

Game 2 | Saturday, Sept. 11 (3:30 p.m. ET kickoff) | University Park, Pa. | Beaver Stadium (106,572)

LIVE COVERAGE

Watch

FS1

Aaron Goldsmith, Mark Helfrich

Listen

WLBC 104.1 FM (Ball State Radio Network)

Joel Godett, Rich Spisak, Jack McMullen

2021 SCHEDULE

SEPTEMBER

2	Thu.	WESTERN ILLINOIS	ESPN+	W, 31-21
11	Sat.	at #11/13 Penn State	FS1	3:30 p.m.
18	Sat.	at Wyoming	Stadium	4 p.m.
25	Sat.	TOLEDO*	TBD	TBA

OCTOBER

2	Sat.	ARMY	TBD	TBA
9	Sat.	at Western Mich.*	TBD	TBA
16	Sat.	at Eastern Mich.*	TBD	TBA
23	Sat.	MIAMI*	TBD	3:30 p.m.

NOVEMBER

2	Tue.	at Akron*	TBD	7 or 7:30 p.m.
10	Wed.	at Northern Ill.*	TBD	7 or 8 p.m.
17	Wed.	CENTRAL MICH.*	TBD	7 p.m.
23	Tue.	BUFFALO*	TBD	7 p.m.

DECEMBER

4	Sat.	MAC Championship	ESPN	Noon
---	------	------------------	------	------

* indicates MAC game
Home games in **BOLD CAPS**; all times Eastern

Storylines

▶▶ Ball State is set to hit the road to take on No. 11 Penn State for the first meeting in series history. The Cardinals are 5-25 against ranked opponents all-time, but have won the last two opportunities after defeating No. 23 Buffalo in the 2020 MAC Championship (38-28) and No. 19 San Jose State in the Arizona Bowl (34-13) last season.

▶▶ The Cardinals are currently riding an eight-game winning streak, which is tied for the sixth-longest streak in program history and is the fourth-longest active streak in the FBS. Ball State trails only Alabama (15), Oklahoma (nine) and Texas A&M (nine) for the longest-active winning streak in the country.

▶▶ Ball State earned a 31-21 win against Western Illinois last Thursday to open the 2021 campaign and the 97th season of Cardinal football. Ball State won its 12th consecutive home opener dating back to 2010, including all six under head coach Mike Neu.

▶▶ WR **Justin Hall** leads all active college football players in career receptions with 265, a Ball State school record. He has recorded at least one catch in 44 straight games (every game of his career), the longest active streak in the country at the FBS level. Hall needs 182 yards to break Dante Ridgeway's record of 3,030 career receiving yards at Ball State.

▶▶ QB **Drew Plitt**, in his third year as Ball State's full-time starter, sits inside the top 15 nationally in both career passing yardage (6,698) and passing touchdowns (52) among active players. Both totals are tops among returning players in the MAC.

▶▶ The defending Mid-American Conference Champion Cardinals return 16 "super seniors," 20 starters, and three key specialists from the 2020 team which won the program's first MAC title since 1996 and earned the first bowl victory in school history. Ball State finished 7-1 to earn a year-end ranking of No. 23 in both the AP and Amway Coaches polls. It is the first time the Cardinals have finished a season in the national rankings at the FBS level and the first time they have been ranked since December 2008.

▶▶ The Cardinals are looking to "run it back" as the favorite to win the MAC West Division and the Rocket Mortgage MAC Football Championship Game in the league's annual preseason media and coaches polls.

By the Numbers

8

Ball State is riding an 8-game winning streak for the first time since the 2008 season.

5

Ball State has defeated a ranked opponent five times in program history and has won the last two opportunities.

182

Yards needed for Justin Hall to become Ball State's all-time leader in career receiving yards (Dante Ridgeway).

16

Ball State returns 16 "super seniors" and 20 starters from last season's MAC Championships team.

MAC Championships
1976, 1978, 1989, 1993, 1996, 2020

MAC West Division Titles
2001, 2007, 2008, 2020

Bowl Appearances
1965, 1967, 1989, 1993, 1996, 2007,
2008, 2012, 2013, 2020

Weekly Schedule

SUNDAY	MONDAY	TUESDAY	WEDNESDAY	THURSDAY	FRIDAY	SATURDAY
OFF	PRACTICE 12:15 p.m. The Birdfeed LIVE! Coach Neu, Bryce Cosby, Joel Godett	PRACTICE 11:30 a.m. Press Conference Coach Neu and selected student-athletes	PRACTICE 11:00 a.m. Interviews by request	PRACTICE	PRACTICE	GAME at Penn State 3:30 p.m. (FS1) Head coach Mike Neu and select players available post-game via Zoom.

BSU Media Contacts

Cody Voga **Assistant AD (Primary)**
 Email cody.voga@bsu.edu
 Phone 765-285-8227 (O)
 515-720-1714 (C)

Brad Caudill **Associate Director**
 Email bcaudill2@bsu.edu
 Phone 765-285-8242 (O)
 765-730-5036 (C)

Paula Haughn **Assistant Director**
 Email pmhaughn@bsu.edu
 Phone 765-285-8242 (O)
 765-716-1837 (C)

University Information

Location Muncie, Ind. 47306
 Enrollment/Founded 221,597/1918
 President Geoffrey Mearns
 Director of Athletics Beth Goetz
 Colors Cardinal (200) and White
 Home Facility Scheumann Stadium
 Capacity 22,500
 Surface Field Turf
 Football History 2021 is the 97th team
 First Season in Stadium 1967
 Conference Mid-American (West Division)
 Ticket Office 765.285.1474
 or 1.888.BSU.TICKET

Football Information

2020 Record 7-1
 2020 MAC Record 5-1
 2020 Home Record 3-0
 2020 Road Record 2-1
 2020 Neutral Site Record 2-0
 2020 Bowl W, 34-13 at Arizona Bowl
 2020 Letterwinners Returning 48
 (18 offense, 28 defense, 2 specialists)
 2020 Letterwinners Lost 7
 (3 offense, 2 defense, 2 specialists)
 2020 Starters Returning 23
 (10 offense, 10 defense, 3 specialists)
 2020 Starters Lost 4
 (1 offense, 1 defense, 2 specialist)
 Offensive Sets Up-tempo, pro style
 Defensive Sets 3-4

Media Guidelines

Practice Coverage

Ball State’s practices are open to the media, except walk-throughs the day before games. Please contact Cody Voga in the Athletic Communications office for schedule, times and location.

Interview Policy

Generally, all players and coaches are available for interviews to accredited media sources. Efforts will be made to accommodate additional requests virtually or over the phone as they arise. Requests for such interviews must be directed to Cody Voga in the Athletic Communications office at least 24 hours in advance.

Game Coverage

Please submit all credential requests to Cody Voga in the Athletic Communications office at least 48 hours in advance. Postgame press conferences featuring head coach Mike Neu and select players will be conducted via Zoom. A link to the Zoom session will be made available to media members via email.

Press Conference

This season, head coach Mike Neu and selected student-athletes will be available for a press conference on Tuesday of a typical game week. The press conference is tentatively scheduled for 11:30 a.m. ET each week and will begin on Zoom. Further in-person accommodations may be made as the season progresses. A link will be sent out prior to the scheduled availability.

The Birdfeed LIVE!

Each Monday, Voice of the Cardinals Joel Godett and senior safety Bryce Cosby will be joined by head coach Mike Neu to break down the week that was and the week that will be for Ball State football. The weekly event is set to take place inside the Tally at the L.A. Pittenger Student Center from 12:15-1:00 p.m. ET. Media can watch live on Ball State All-Access on Youtube or listen to the audio on demand on the Chirp Cast podcast feed later on Monday afternoons.

Media Center

Ball State’s media center returns for another season. For access to previews, recaps, notes, box scores, press conferences and stats, please visit www.ballstatesports.com/sports/2020/10/29/2020-media-center.aspx or find the 2021 Media Center from the drop-down menu under football page of the athletics website.

Visiting Radio Note

The Ball State visiting radio booth has POTS and Ethernet lines available for your broadcast.



CollegePressBox.com is the official media website for Division I football. Access and download weekly game notes, quotes, statistics, media guides, headshots, logos and more for each conference and its member schools. Register for access at collegepressbox.com/register.



Scheumann Stadium

Numerical

No.	Name	Pos.	Ht.	Wt.	Yr.	Hometown (Prev. School)
0	Chris Agyemang	DL	6-5	295	Gr.	Billerica, Mass. (Sacred Heart Univ.)
0	Jalen McGaughey	WR	6-2	217	R-So.	Detroit, Mich. (Martin Luther King HS)
1	Nic Jones	CB	6-0	185	Jr.	Detroit, Mich. (Southfield A&T HS)
2	Malcolm Lee	S	6-1	183	Sr.	Mobile, Ala. (Baker HS)
3	Amechi Uzodinma II	CB	6-0	193	Sr.	Orlando, Fla. (University HS)
4	Trevor Hohlt	WR	5-11	186	R-Sr.	Greenwood, Ind. (Center Grove HS)
5	Bryce Cosby	S	5-10	188	5th	Louisville, Ky. (duPont Manual HS)
5	John Paddock	QB	5-11	196	R-Jr.	Bloomfield Hills, Mich. (Bloomfield Hills HS)
6	Jaylin Thomas	ILB	6-1	235	5th	Lima, Ohio (Lima Senior HS)
6	Yo'Heinz Tyler	WR	6-3	204	Sr.	New Orleans, La. (Warren Easton HS)
7	Brandon Martin	ILB	6-0	232	R-Sr.	Indianapolis, Ind. (Lawrence North HS)
8	Cody Rudy	FB	5-11	245	5th	Middletown, Ind. (Shenandoah HS)
9	Christian Albright	OLB	6-2	239	5th	Kennesaw, Ga. (North Cobb HS)
9	Drew Plitt	QB	6-2	217	5th	Loveland, Ohio (Loveland HS)
10	Elliot Charlebois	QB	6-2	200	R-Sr.	Noblesville, Ind. (Carmel HS)
10	Derin McCulley	CB	6-0	170	R-So.	Indianapolis, Ind. (Lawrence North HS)
11	Justin Hall	WR	5-9	186	5th	Douglasville, Ga. (Alexander HS)
12	Thailand Baldwin	CB	6-0	170	Fr.	Hampton, Va. (Life Christian Academy)
12	Jayshon Jackson	WR	5-10	175	Jr.	Chicago, Ill. (Cincinnati)
12	Mark Nondorf	QB	6-3	208	R-So.	Indianapolis, Ind. (Bishop Chatard HS)
13	Jordan Williams	TE	6-4	240	R-Sr.	Champaign, Ill. (Centennial HS)
14	Eddie Schott	QB	6-4	219	R-So.	Indianapolis, Ind. (Southport HS)
14	J.T. Wahee	S	6-0	193	Gr.	Norfolk, Va. (Norfolk State)
15	Lucas Borrow	P	5-10	185	R-Fr.	Newcastle, NSW, Australia (Cardiff HS)
15	Tyler 'Red' Potts	CB	5-10	182	R-Jr.	Columbus, Ohio (Pickerington North HS)
16	Hassan Littles	WR	5-10	181	5th	Lithonia, Ga. (Stephenson HS)
16	Brady Hunt	QB	6-6	215	Fr.	Muncie, Ind. (Delta HS)
17	Chayce Bishop	CB	5-10	181	R-Fr.	Franklin, Tenn. (Tennessee)
17	Justin Campbell	WR	6-4	185	R-Fr.	Suwanee, Ga. (Johns Creek HS)
18	Kiael Kelly	QB	6-2	210	Fr.	Tampa, Fla. (Gaither HS)
18	Jordan Riley-Scott	CB	6-1	195	Fr.	Clinton, Md. (National Christian Academy)
19	Seth Dunnuck	S	6-2	182	Fr.	Fishers, Ind. (Fishers HS)
19	Jonathan Hagee	K	6-0	160	Gr.	Plainfield, Ind. (Ball State ('17))
20	Donny Marcus	RB	5-10	180	So.	Brownsburg, Ind. (Brownsburg HS)
20	Latrelle Smith	CB	5-10	170	So.	Hampton, Va. (William & Mary)
21	Jordan Marshall	S	6-1	205	Fr.	St. Louis, Mo. (Christian Brothers College)
22	Jack Blanco	S	5-11	199	Sr.	San Diego, Calif. (San Diego Mesa College)
22	Kyrin Perry	RB	5-9	186	R-So.	Oswego, Ill. (Aurora Christian HS)
23	Brett Anderson II	S	5-11	195	5th	Grand Blanc, Mich. (Grand Blanc HS)
23	Markavun Brownlee	RB	5-11	228	R-Fr.	Elkhart, Ind. (Elkhart Central HS)
24	Will Jones	RB	5-10	208	R-Sr.	Anderson, Ind. (Lapel HS)
24	Alex Stirn	CB	6-2	186	R-Fr.	Metamora, Ind. (North Decatur HS)
25	Keionté Newson	OLB	6-2	190	So.	Murfreesboro, Tenn. (Blackman HS)
25	Dean Tate	WR	5-8	168	R-Jr.	Indianapolis, Ind. (Purdue Univ. NW)
26	Trenton Hatfield	S	6-2	203	Gr.	Muncie, Ind. (Illinois State)
27	Jimmy Daw	ILB	6-3	239	R-Sr.	Medina, Ohio (Medina HS)
29	Harold Jones	S	5-10	190	R-So.	Indianapolis, Ind. (Lawrence North HS)
30	Tye Evans	RB	6-0	240	R-Jr.	Macedonia, Ohio (Nordonia HS)
31	Anthony Ekpe	OLB	6-1	235	Gr.	Pflugerville, Texas (Rice)
32	Clayton Coll	ILB	6-3	235	Jr.	Franklin, Ind. (Franklin Community HS)
33	Carson Steele	RB	6-1	215	Fr.	Greenwood, Ind. (Center Grove HS)
34	Rico Barfield	RB	5-11	214	Fr.	St. Louis, Mo. (DeSmet Jesuit HS)
34	Brayden Evans	S	6-1	207	R-Fr.	Camby, Ind. (Mooreville HS)
35	Justin Morris	LB	6-4	220	Fr.	Vernon Hills, Ill. (Vernon Hills HS)
36	Charlie Ely	ILB	6-1	215	Fr.	Louisville, Ky. (Trinity HS)
37	Vaughn Pemberton	RB	5-11	210	Fr.	Lake Forest, Ill. (Loyola Academy)
38	Nathan Snyder	P	6-4	225	5th	Marysville, Ohio (Marysville HS)
38	Jerwuan Thomas	CB	5-10	175	R-So.	Huntsville, Ala. (Grissom HS)
39	Nate Pedraza	OLB	6-2	239	R-Fr.	Rolling Meadows, Ill. (Rolling Meadows HS)

Alphabetical

No.	Name	Pos.
0	Chris Agyemang	DL
9	Christian Albright	OLB
23	Brett Anderson II	S
12	Thailand Baldwin	CB
34	Rico Barfield	RB
42	Jack Beebe	OLB
51	Brandon Berger	OLB
17	Chayce Bishop	CB
62	Curtis Blackwell	OL
22	Jack Blanco	S
79	Joseph Boggs	OL
15	Lucas Borrow	P
45	Jimmie Boso	FB
84	Chevalier Brenson	WR
23	Markavun Brownlee	RB
44	Brock Burns	OLB
17	Justin Campbell	WR
47	Mitchell Carter	TE
42	Jake Chanove	K
10	Elliot Charlebois	QB
44	Drayton Charlton-Perrin	TE
87	Casey Coll	TE
32	Clayton Coll	ILB
5	Bryce Cosby	S
54	Ethan Crowe	OL
45	Isaac Daniels	K
27	Jimmy Daw	ILB
97	Ayden Doyle	LS
48	Isaiah Dunnuck	TE
19	Seth Dunnuck	S
41	Ben Egenolf	S
31	Anthony Ekpe	OLB
55	Dalton Elrod	ILB
36	Charlie Ely	ILB
34	Brayden Evans	S
30	Tye Evans	RB
80	Jaret Frantz	TE
83	Cam Gillentine	QB
19	Jonathan Hagee	K
11	Justin Hall	WR
85	Darian Hanley	WR
97	John Harris	DL
26	Trenton Hatfield	S
74	Porter Haught	OL
86	Austin Hill	WR
4	Trevor Hohlt	WR
95	Drew Hughes	DL
16	Brady Hunt	QB
12	Jayshon Jackson	WR
95	Emeka Jillani	DL
58	Jalen Johnson	OL
29	Harold Jones	S
1	Nic Jones	CB
24	Will Jones	RB
55	Damon Kaylor	OL
18	Kiael Kelly	QB
92	Kendal Kendrick	DL
88	Dylan Koch	TE
2	Malcolm Lee	S

Numerical (cont.)

No.	Name	Pos.	Ht.	Wt.	Yr.	Hometown (Prev. School)
40	Cole Pearce	ILB	6-1	222	R-Jr.	Mason, Ohio (William Mason HS)
41	Ben Egenolf	S	5-9	191	R-So.	Avon, Ind. (Cardinal Ritter HS)
42	Jack Beebe	OLB	6-0	215	Fr.	Plainfield, Ind. (Plainfield HS)
42	Jake Chanove	K	5-6	173	R-Sr.	Metairie, La. (Jesuit HS)
43	Rae'Quin Lee	RB	5-10	180	Fr.	Southfield, Mich. (Southfield A&T HS)
44	Brock Burns	OLB	6-3	225	R-Sr.	Fishers, Ind. (Hamilton Southeastern HS)
44	Drayton Charlton-Perrin	TE	6-4	235	Fr.	Northbrook, Ill. (Glenbrook North HS)
45	Jimmie Boso	FB	5-11	225	R-Jr.	Indianapolis, Ind. (Bishop Chatard HS)
45	Isaac Daniels	K	6-0	160	Fr.	Elkhart, Ind. (Jimtown HS)
46	Jacob Lewis	K	6-2	207	So.	Delaware, Ohio (Olentangy Berlin HS)
47	Mitchell Carter	TE	6-0	235	R-Jr.	Huntingburg, Ind. (Southridge HS)
48	Isaiah Dunnuck	TE	6-3	240	R-Jr.	Fishers, Ind. (Cincinnati Christian)
49	Dylan Seiler	LS	6-0	240	R-Fr.	Delaware, Ohio (Rutherford B. Hayes HS)
50	Seth Schmidt	OL	6-5	292	R-So.	Wilmington, Ohio (Clinton-Massie HS)
50	Jackson Wiegold	LB	6-2	220	Fr.	Vernon Hills, Ill. (Vernon Hills HS)
51	Brandon Berger	OLB	6-4	244	R-Fr.	Indianapolis, Ind. (Roncalli HS)
52	Tavion Woodard	DL	6-4	259	R-So.	West Lafayette, Ind. (West Lafayette HS)
53	Jaylen Turner	OL	6-3	321	R-Jr.	Indianapolis, Ind. (Arsenal Tech HS)
54	Ethan Crowe	OL	6-5	307	R-Fr.	Bargersville, Ind. (Center Grove HS)
54	Kyle Lozen	LB	5-10	215	Fr.	Carmel, Ind. (Carmel HS)
55	Dalton Elrod	ILB	6-2	229	R-Fr.	Hartland, Wis. (Arrowhead HS)
55	Damon Kaylor	OL	6-5	315	R-So.	Huntington, Ind. (Michigan State)
56	Joey Stemler	LB	6-2	230	Fr.	Cleves, Ohio (Elder HS)
57	Nathan Reichert	DL	6-3	261	R-Fr.	Lewistown, Ohio (Indian Lake HS)
58	Jalen Johnson	OL	6-3	330	Fr.	River Rouge, Mich. (River Rouge HS)
61	Javon Rodgers	OL	6-1	253	R-So.	Indianapolis, Ind. (Cardinal Ritter HS)
62	Curtis Blackwell	OL	6-5	308	5th	Uniondale, Ind. (Norwell HS)
63	Tommy Lorincz	OL	6-5	287	R-Fr.	Avon, Ohio (Avon HS)
65	Matt Phillips	OL	6-1	303	R-So.	Clarksville, Ohio (Clinton-Massie HS)
70	Caleb Murray	OL	6-5	255	R-Jr.	Prospect, Ky. (Trinity HS)
71	Kevin Meeder	OL	6-5	300	R-Fr.	Portersville, Pa. (Seneca Valley HS)
72	Anthony Todd	OL	6-3	304	5th	Yorktown, Ind. (Yorktown HS)
73	Aaron Porter	OL	6-4	331	R-Fr.	Independence, Mo. (Truman HS)
74	Porter Haught	OL	6-4	290	R-So.	Fort Wayne, Ind. (Homestead HS)
75	Corey Stewart	OL	6-6	322	R-Fr.	Nashville, Tenn. (East Nashville HS)
77	Kaleb Slaven	OL	6-4	284	5th	Muncie, Ind. (Delta HS)
78	Julian McBride	DL	6-2	270	R-Fr.	Cape Girardeau, Mo. (Chaminade College Prep)
79	Joseph Boggs	OL	6-4	301	R-Jr.	Reynoldsburg, Ohio (Reynoldsburg HS)
80	Jaret Frantz	TE	6-3	210	Fr.	Elyria, Ohio (Elyria Catholic HS)
81	Ryan Lezon	TE	6-1	214	R-Fr.	Indianapolis, Ind. (Southport HS)
82	Qian Magwood	WR	5-11	174	R-Fr.	Hilltop, Ohio (Walnut Ridge HS)
83	Cam Gillentine	WR	5-11	195	R-So.	Muncie, Ind. (Muncie Central HS)
84	Chevalier Brenson	WR	6-2	217	Fr.	St. Louis, Mo. (Christian Brothers College)
85	Darian Hanley	WR	6-0	197	Fr.	Denver, Ind. (North Miami HS)
86	Austin Hill	WR	6-2	185	R-Fr.	Muncie, Ind. (Yorktown HS)
87	Casey Coll	TE	6-2	245	Gr.	Lizton, Ind. (Saint Francis)
88	Dylan Koch	TE	6-4	266	5th	Plainfield, Ill. (Plainfield East HS)
90	Joshua Tarango	DL	6-2	289	Jr.	Anaheim Hills, Calif. (Fullerton College)
91	Tony Schott	OLB	6-1	223	R-Jr.	Indianapolis, Ind. (Roncalli HS)
92	Kendal Kendrick	DL	6-1	275	R-Sr.	Indianapolis, Ind. (Franklin Central HS)
93	Kyron Mims	DL	6-3	293	R-So.	Baton Rouge, La. (Woodlawn HS)
94	Jack Sape	DL	6-4	292	R-Jr.	Bloomfield Hills, Mich. (Bloomfield Hills HS)
95	Drew Hughes	DL	6-2	260	Fr.	Willow Springs, Ill. (Nazareth Academy)
95	Emeka Jillani	DL	6-1	302	R-Jr.	London, England (Lutheran (Ind.) HS)
97	Ayden Doyle	LS	5-11	180	Fr.	Lakeville, Ind. (LaVille HS)
97	John Harris	DL	6-2	264	R-So.	Greenwood, Ind. (Roncalli HS)
98	Justen Ramsey	DL	5-11	298	Jr.	Merrillville, Ind. (Merrillville HS)
99	Jordan Ward	DL	6-1	285	Gr.	Frederick, Md. (VMI)

Alphabetical (cont.)

No.	Name	Pos.
43	Rae'Quin Lee	RB
46	Jacob Lewis	K
81	Ryan Lezon	TE
16	Hassan Littles	WR
63	Tommy Lorincz	OL
54	Kyle Lozen	LB
82	Qian Magwood	WR
20	Donny Marcus	RB
21	Jordan Marshall	S
7	Brandon Martin	ILB
78	Julian McBride	DL
10	Derin McCulley	CB
0	Jalen McGaughy	WR
71	Kevin Meeder	OL
93	Kyron Mims	DL
35	Justin Morris	LB
70	Caleb Murray	OL
25	Keionté Newson	OLB
12	Mark Nondorf	QB
5	John Paddock	QB
40	Cole Pearce	ILB
39	Nate Pedraza	OLB
37	Vaughn Pemberton	RB
22	Kyrin Perry	RB
65	Matt Phillips	OL
9	Drew Plitt	QB
73	Aaron Porter	OL
15	Tyler 'Red' Potts	CB
98	Justen Ramsey	DL
57	Nathan Reichert	DL
18	Jordan Riley-Scott	CB
61	Javon Rodgers	OL
8	Cody Rudy	FB
94	Jack Sape	DL
50	Seth Schmidt	OL
14	Eddie Schott	QB
91	Tony Schott	OLB
49	Dylan Seiler	LS
77	Kaleb Slaven	OL
20	Latrell Smith	CB
38	Nathan Snyder	P
33	Carson Steele	RB
56	Joey Stemler	LB
75	Corey Stewart	OL
24	Alex Stirn	CB
90	Joshua Tarango	DL
25	Dean Tate	WR
6	Jaylin Thomas	ILB
38	Jerwuan Thomas	CB
72	Anthony Todd	OL
53	Jaylen Turner	OL
6	Yo'Heinz Tyler	WR
3	Amechi Uzodinma II	CB
14	J.T. Wahee	S
99	Jordan Ward	DL
50	Jackson Wiegold	LB
13	Jordan Williams	TE
52	Tavion Woodard	DL

OFFENSE

Pos.	No.	Name (Ht., Wt., Yr., Hometown)
QB	9	Drew Plitt (6-2, 217, 5th, Loveland, Ohio)
	5	John Paddock (5-11, 196, R-Jr., Bloomfield Hills, Mich.)
RB	24	Will Jones (5-10, 208, R-Sr., Anderson, Ind.)
	-or- 30	Tye Evans (6-0, 240, R-Jr., Macedonia, Ohio)
	20	Donny Marcus (5-10, 180, So., Brownsburg, Ind.)
FB	8	Cody Rudy (5-11, 245, 5th., Middletown, Ind.)
	81	Ryan Lezon (6-1, 214, R-Fr., Indianapolis, Ind.)
WR	6	Yo'Heinz Tyler (6-3, 204, Sr., New Orleans, La.)
	0	Jalen McGaughy (6-2, 217, R-So., Detroit, Mich.)
	-or- 84	Chevalier Brenson (6-2, 217, Fr., St. Louis, Mo.)
WR	11	Justin Hall (5-9, 186, 5th, Douglasville, Ga.)
	16	Hassan Littles (5-10, 181, 5th, Lithonia, Ga.)
WR	12	Jayshon Jackson (5-10, 175, Jr., Chicago, Ill.)
	4	Trevor Hohlt (5-11, 186, R-Sr., Greenwood, Ind.)
TE	88	Dylan Koch (6-4, 266, 5th., Plainfield, Ill.)
	13	Jordan Williams (6-4, 240, R-Sr., Champaign, Ill.)
	-or- 48	Isaiah Dunnuck (6-3, 240, R-Jr., Fishers, Ind.)
LT	77	Kaleb Slaven (6-4, 284, 5th, Muncie, Ind.)
	74	Porter Haught (6-4, 290, R-So., Fort Wayne, Ind.)
LG	53	Jaylen Turner (6-3, 321, R-Jr., Indianapolis, Ind.)
	73	Aaron Porter (6-4, 331, R-Fr., Independence, Mo.)
C	72	Anthony Todd (6-3, 304, 5th, Yorktown, Ind.)
	54	Ethan Crowe (6-5, 307, R-Fr., Bargersville, Ind.)
RG	62	Curtis Blackwell (6-5, 308, 5th, Uniondale, Ind.)
	71	Kevin Meeder (6-5, 300, R-Fr., Portersville, Pa.)
RT	55	Damon Kaylor (6-5, 315, R-So., Huntington, Ind.)
	-or- 75	Corey Stewart (6-6, 322, R-Fr., Nashville, Tenn.)

DEFENSE

Pos.	No.	Name (Ht., Wt., Yr., Hometown)
DE	0	Chris Agyemang (6-5, 295, Gr., Billerica, Mass.)
	52	Tavion Woodard (6-4, 259, R-So., West Lafayette, Ind.)
NT	98	Justen Ramsey (5-11, 298, Jr., Merrillville, Ind.)
	90	Joshua Tarango (6-2, 289, Jr., Anaheim Hills, Calif.)
	97	John Harris (6-2, 264, R-So., Greenwood, Ind.)
-or- 95	Emeka Jillani (6-1, 302, R-Jr., London, England)	
DE	94	Jack Sape (6-4, 292, R-Jr., Bloomfield Hills, Mich.)
	-or- 93	Kyron Mims (6-3, 293, R-So., Baton Rouge, La.)
	99	Jordan Ward (6-1, 185, Gr., Frederick, Md.)
SLB	27	Jimmy Daw (6-3, 239, R-Sr., Medina, Ohio)
	44	Brock Burns (6-3, 225, R-Sr., Fishers, Ind.)
MLB	32	Clayton Coll (6-3, 235, Jr., Franklin, Ind.)
	40	Cole Pearce (6-1, 222, R-Jr., Mason, Ohio)
WLB	6	Jaylin Thomas (6-1, 235, 5th, Lima, Ohio)
	25	Keionté Newson (6-2, 190, So., Murfreesboro, Tenn.)
OLB	9	Christian Albright (6-2, 239, 5th, Kennesaw, Ga.)
	31	Anthony Ekpe (6-1, 235, Gr., Pflugerville, Texas)
CB	14	J.T. Wahee (6-0, 193, Gr., Norfolk, Va.)
	1	Nic Jones (6-0, 185, Jr., Detroit, Mich.)
SS	23	Brett Anderson II (5-11, 195, 5th, Grand Blanc, Mich.)
	2	Malcolm Lee (6-1, 183, Sr., Mobile, Ala.)
FS	5	Bryce Cosby (5-10, 181, 5th, Louisville, Ky.)
	22	Jack Blanco (5-11, 199, Sr., San Diego, Calif.)
CB	3	Amechi Uzodinma II (6-0, 193, Sr., Orlando, Fla.)
	10	Derin McCulley (6-0, 170, R-So., Indianapolis, Ind.)
	-or- 15	Tyler 'Red' Potts (5-10, 182, R-Jr., Columbus, Ohio)

SPECIALISTS

Pos.	No.	Name (Ht., Wt., Yr., Hometown)
K	42	Jake Chanove (5-6, 173, R-Sr., Metairie, La.)
	19	Jonathan Hagee (6-0, 160, Gr., Plainfield, Ind.)
P	38	Nathan Snyder (6-4, 225, 5th, Marysville, Ohio)
	15	Lucas Borrow (6-0, 175, R-Fr., Newcastle, NSW, Australia)
LS	49	Dylan Seiler (6-0, 240, So., Delaware, Ohio)
	97	Ayden Doyle (5-11, 180, Fr., Lakeville, Ind.)
H	38	Nathan Snyder (6-4, 225, 5th, Marysville, Ohio)
	9	Drew Plitt (6-2, 217, 5th, Loveland, Ohio)

Pos.	No.	Name (Ht., Wt., Yr., Hometown)
KO	19	Jonathan Hagee (6-0, 160, Gr., Plainfield, Ind.)
	46	Jacob Lewis (6-2, 207, So., Delaware, Ohio)
KR	11	Justin Hall (5-9, 186, 5th, Douglasville, Ga.)
	3	Amechi Uzodinma II (6-0, 193, Sr., Orlando, Fla.)
PR	11	Justin Hall (5-9, 186, 5th, Douglasville, Ga.)
	3	Amechi Uzodinma II (6-0, 193, Sr., Orlando, Fla.)

Pronunciation Guide

Chris Agyemang	ADJ-uh-min
Jimmie Boso	BOH-soh
Markavun Brownlee	mar-KAY-vee-un
Jake Chanove	shuh-NOVE
Elliot Charlebois	SHAHR-lih-boy
Casey/Clayton Coll	CALL
Anthony Ekpe	ECK-pay
Cam Gillentine	GILL-en-tine
Emeka Jillani	EM-uh-kah jill-AHN-ee
Dylan Koch	COOK
Ryan Lezon	leh-ZON

Hassan Littles	hah-SAHN
Tommy Lorincz	Lawrence
Qian Magwood	KEE-on
Jalen McGaughy	mc-GOY
Keionté Newson	kee-ON-tay
Nate Pedraza	ped-RAH-zah
Nathan Reichert	RIKE-ert
Javon Rodgers	juh-VON
Dylan Seiler	SY-ler
Amechi Uzodinma	ah-MAY-chee
	oo-zoh-DIN-mah

J.T. Wahee	WAH-HEE
Tavion Woodard	tay-vee-ON

Coaches	
Mike Neu	NEW
Josh Zidenberg	ZY-den-berg

INSIDE THE SERIES: PENN STATE

►► Ball State and Penn State are set to square off for the first time in series history Saturday.

The Cardinals have faced 10 of the 14 teams in the currently-constructed Big Ten. Despite a 3-29-1 record, Ball State has found success against in-state foe Indiana, defeating the Hoosiers three times (2008 and 2012 in Bloomington, 2011 in Indianapolis).

PA CONNECTION

►► Ball State has one player on its roster that hails from Pennsylvania in OL **Kevin Meeder**. The redshirt freshman is from Portersville, Pa. and was a three-year letterwinner at Seneca Valley High School. Meeder, a team captain and all-conference selection, helped guide the Raiders to the WPIAL championship game his junior year. He also lettered in track and wrestling.

AGAINST RANKED TEAMS

►► Ball State is 5-25 against ranked teams all-time. However, the Cardinals have won their last two after defeating No. 23 Buffalo in the 2020 MAC Championship (38-28) and No. 19 San Jose State in the Arizona Bowl (34-13) last season.

Ball State has defeated a ranked opponent in a true road game once in program history after taking down No. 24 Toledo in 2012. The Cardinals are 1-23 against ranked foes on the road all-time.

Wins Over Ranked Teams

Nov. 8, 1997	#18 Toledo	W, 35-3
Oct. 20, 2001	#25 Toledo	W, 24-20
Nov. 6, 2012	at #23 Toledo	W, 34-27
Dec. 18, 2020	vs. #23 Buffalo	W, 38-28
Dec. 31, 2020	vs. #19 San Jose St.	W, 34-13

JUST WIN, BABY

►► The Cardinals are riding an eight-game winning streak, which is the fourth-longest run in the country. Only Alabama (15), Oklahoma (nine) and Texas A&M (nine) are ahead of the Ball State.

In addition, the Cardinals' streak is tied for the sixth-longest in program history, matching undefeated runs during the 1996 season and between the 1966-67 campaigns.

Longest Win Streaks in Program History

14	Oct. 9, 1948 – Nov. 19, 1949
13	Oct. 1, 1977 – Oct. 7, 1978
12	Aug. 28, 2008 – Nov. 25, 2008
11	Oct. 4, 1975 – Oct. 2, 1976
9	Sept. 18, 1965 – Nov. 13, 1965
8	Nov. 11, 2020 – Present
8	Sept. 21, 1996 – Nov. 16, 1996
8	Oct. 15, 1966 – Sept. 30, 1967
7	Sept. 21, 2013 – Nov. 6, 2013
6	Oct. 13, 2012 – Nov. 23, 2012

TALE OF THE TAPE

	BSU	PSU
Scoring Offense	31.0	16.0
Scoring Defense	21.0	10.0
Total Offense	404.0	295.0
Total Defense	437.0	365.0
Passing Offense	188.0	245.0
Passing Defense	367.0	185.0
Rushing Offense	216.0	50.0
Rushing Defense	70.0	180.0
Third Down Pct. Offense	33.3%	23.1%
Third Down Pct. Defense	23.1%	31.8%
First Downs	18.0	11.0
Red Zone Offense	100.0%	66.7%
Red Zone Defense	100.0%	25.0%
Time of Possession	28:58	17:36

Ball State closed out the 2020 season by winning its final six league games. The Cardinals currently boast the 10th-longest league winning streak of conference games in the country behind only Clemson (30), Ohio State (22), Alabama (11), Coastal Carolina (nine), San Jose State (eight), Cincinnati (seven), Iowa (seven), Oklahoma (seven) and Texas A&M (seven).

ABOUT THAT OPENER

►► Ball State earned a 31-21 win against Western Illinois to open the 2021 campaign and the 97th season of Cardinal football.

Ball State won its 12th consecutive home opener dating back to 2010, including all six under head coach **Mike Neu**.

Home Openers Since 2010

Sept. 2, 2010	Southeast Missouri	W, 27-10
Sept. 17, 2011	Buffalo	W, 28-25
Aug. 30, 2012	Eastern Michigan	W, 37-26
Aug. 29, 2013	Illinois State	W, 51-28
Aug. 30, 2014	Colgate	W, 30-10
Sept. 3, 2015	VMI	W, 48-36
*Sept. 17, 2016	Eastern Kentucky	W, 41-14
*Sept. 9, 2017	UAB	W, 51-31
*Aug. 30, 2018	Central Connecticut	W, 42-6
*Sept. 7, 2019	Fordham	W, 57-29
*Nov. 11, 2020	Eastern Michigan	W, 38-31
*Sept. 2, 2021	Western Illinois	W, 31-21

*under Neu

Senior RB **Will Jones** led the way on the ground for the Cardinals with 93 yards and a touchdown on 18 carries. Freshman RB **Carson Steele** added 79 yards and a touchdown on seven carries in his first career game. As a team, Ball State ran for 216 yards on 40 carries.

Fifth-year QB **Drew Plitt** captained the offense and threw for 188 yards on 17-of-28 passing with two scores. Fifth-year WR **Justin Hall** caught eight passes for 137 yards and two scores.

Defensively, fifth-year ILB **Jaylin Thomas** totaled nine tackles. Redshirt freshman DL Tavion Woodard recorded two sacks.

FORGED BY FIRE

►► The Ball State football team returns 16 "super seniors" who were thrown into the fire as freshmen in 2017, playing a major part for a Cardinals team that struggled to 2-10 (0-8 MAC). But the class gained invaluable experience and has grown steadily during its time in Muncie. The class helped the Cardinals improved to 4-8 (3-5) in 2018 and then 5-7 (4-4) with three tight league losses in 2019. Then they led the program to a major breakthrough in 2020 with a 7-1 (5-1) record, a MAC championship and the first bowl win in program history.

MORE ON THE EXPERIENCE

►► **403** ... That is the number of career starts that returned for Ball State entering 2021. On offense, the Cardinals return 197 games of starting experience, led by RG **Curtis Blackwell** at 39 games, including each of the last 31. QB **Drew Plitt** is not far behind, having started 27 career games, including 24 consecutive contests. On defense, S **Bryce Cosby** has started 43 career games, including the last 31. OLB **Christian Albright** is right behind, having started each of the last 35 games for the Cardinals.

GAMES STARTED

Offense	Pos	2021	Strk	Tot
Curtis Blackwell	OL	1	31	39
Kaleb Slaven	OL	1	7	30
Justin Hall	WR	1	1	28
Drew Plitt	QB	1	24	27
Cody Rudy	FB	1	9	19
Anthony Todd	OL	1	9	12
Joseph Boggs	OL	-	9	10
Yo'Heinz Tyler	WR	1	9	10
Jaylen Turner	OL	1	9	9
Tye Evans	RB	-	0	3
Dylan Koch	TE	1	1	3
Will Jones	RB	1	3	3
Hassan Littles	WR	-	0	2
Porter Haught	OL	-	0	1
Damon Kaylor	OL	1	1	1

Defense	Pos	2021	Strk	Tot
Bryce Cosby	S	1	32	44
Christian Albright	OLB	1	36	36
Jaylin Thomas	ILB	1	21	30
Amechi Uzodinma II	CB	1	8	23
Brandon Martin	ILB	1	9	20
Brett Anderson II	S	1	9	19
Jordan Williams	OLB	-	0	13
Chris Agyemang	DL	-	0	8
Justen Ramsey	DL	1	8	8
Jimmy Daw	OLB	-	0	6
Anthony Ekpe	OLB	1	1	5
Nic Jones	CB	1	1	4
Jack Sape	DL	1	2	4
J.T. Wahee	S	1	1	4
Emeka Jillani	DL	-	0	1
Kendal Kendrick	DL	-	0	1
Malcolm Lee	S	-	0	1
Tyler 'Red' Potts	CB	-	0	1

ON THIS DATE

►► The Cardinals are 3-4 on Sept. 11 in program history, earning wins in 1971, 1976 and 1993. Listed below are Ball State's games on this date all-time.

Sept. 11, 1971	Central Michigan	W, 9-6
Sept. 11, 1976	Louisiana Tech	W, 41-28
Sept. 11, 1982	Toledo	L, 31-14
Sept. 11, 1993	Illinois State	W, 45-30
Sept. 11, 1999	at Wisconsin	L, 50-10
Sept. 11, 2004	at Purdue	L, 59-7
Sept. 11, 2010	Liberty	L, 27-23

HALL PURPOSE

►► WR **Justin Hall** can do it all. He leads all active college football players in career receptions with 265, a Ball State school record.

NCAA Leaders in Career Receptions (All Divisions)

1. Justin Hall, Ball State	265
2. Cody Gustafson, Grove City (D-III)	254
3. David Turner, Ohio Dominican (D-II)	245
4. Jerreth Sterns, Western Kentucky	227
5. Andrew Vito, Ithaca (D-III)	214
6. Jermain Russell, Shaw (D-II)	207
7. Keith Pearson, Charlotte	200
8. Keke Chism, Missouri	196
9. Noah Thomas, Rose-Hulman (D-III)	191
10. Grady Bresnahan, MSU Moorhead (D-II)	187

NCAA Leaders in Career Receptions (FBS)

1. Justin Hall, Ball State	265
2. Jerreth Sterns, Western Kentucky	227
3. Keith Pearson, Charlotte	200
4. Keke Chism, Missouri	196
5. Thomas Hennigan, App State	186
6. JD Spielman, TCU	177
7. Emeka Emezie, NC State	174
8. Samori Toure, Nebraska	166
9. Tay Martin, Oklahoma State	164
10. Keylon Stokes, Tulsa	159

It gets better. Hall has recorded at least one catch in 44 straight games (every game of his career), the longest active streak in the country at the FBS level.

Consecutive Games with a Reception (FBS)

1. Justin Hall, Ball State	44*
2. CT Thomas, Boise State	38
3. JD Spielman, TCU	37*
4. Jake Ferguson (TE), Wisconsin	34*
T-5. Emeka Emezie, NC State	33
T-5. Cornelius, McCoy, Georgia State	33*
7. Jahan Dotson, Penn State	30
T-8. Max Borghi (RB), Washington State	28
T-8. Justyn Ross, Clemson	28
10. Chris Autman-Bell, Minnesota	27

* every game of career

With Hall's 137 receiving yards Thursday night, he moved into third place on program's all-time career receiving yards list with 2,909. Hall trails only Dante Ridgeway (3,090) and Willie Snead (2,991) in the Ball State record book.

Ball State Career Receiving Yards

1. Dante Ridgeway (2002-04)	3,030
2. Willie Snead (2011-13)	2,991
3. Justin Hall (2017-Present)	2,909
4. KeVonn Mabon (2012-16)	2,862
5. Dante Love (2005-08)	2,778

Along with WR Yo'Heinz Tyler, Hall and his teammate are tied for eighth on Ball State's career receiving touchdowns list.

Ball State Career Receiving Touchdowns

1. Darius Hill, 2005-08	31
2. Willie Snead, 2011-13	26
T-3. Jordan Williams, 2012-15	24
T-3. Brian Oliver, 1991-94	24
5. Dante Ridgeway, 2002-04	22
6. Dante Love, 2005-08	20
7. Jamill Smith, 2010-13	17
T-8. Justin Hall (2017-Present)	15
T-8. Yo'Heinz Tyler, 2018-Present	15
T-8. Mike Andress, 1974-77	15

In addition, Hall leads all WR at the FBS level and ranks fourth among all position in career all-purpose yardage.

NCAA Leaders in All-Purpose Yards (FBS)

1. Calvin Turner Jr. (RB), Hawaii	4,543
2. Joshua Mack (RB), Liberty	4,373
3. Ronnie Rivers (RB), Fresno State	4,194
4. Justin Hall (WR), Ball State	4,140
5. Keylon Stokes (WR), Tulsa	4,079
6. JD Spielman (WR), TCU	3,986
7. Charles Williams (RB), UNLV	3,656
8. DeAndre Torrey (RB), North Texas	3,650
9. Amare Jones (RB), Ga. Southern	3,608
10. Keith Pearson (RB), Charlotte	3,423

PLITT SURE CAN SLING IT

►► QB **Drew Plitt** is in his third year as Ball State's full-time starter in 2021. The former Wing-T quarterback in high school accounted for 21 touchdowns over the shortened 2020 campaign (17 passing and four rushing). He capped a spectacular season by being named the offensive player of the game for both the MAC Championship and the Arizona Bowl.

The team's fourth string QB as a redshirt freshman in 2017, Plitt was forced into action with three starts that year because of injuries. He was the backup in 2018, again starting three games, before taking over the reins full time in 2019 and directing the MAC's top offense.

With his 273 passing yards in the MAC Championship, Plitt moved past head coach **Mike Neu** and into fourth place in BSU history for career passing yards.

AROUND THE MAC**EAST DIVISION**

Team	MAC	Pct.	Ovr.	Pct.	Streak
Buffalo	0-0	.000	1-0	1.000	Won 2
Akron	0-0	.000	0-1	.000	Lost 2
Bowling Green	0-0	.000	0-1	.000	Lost 9
Kent State	0-0	.000	0-1	.000	Lost 2
Miami	0-0	.000	0-1	.000	Lost 1
Ohio	0-0	.000	0-1	.000	Lost 1

WEST DIVISION

Team	MAC	Pct.	Ovr.	Pct.	Streak
Ball State	0-0	.000	1-0	1.000	Won 8
Eastern Mich.	0-0	.000	1-0	1.000	Won 3
Northern Ill.	0-0	.000	1-0	1.000	Won 1
Toledo	0-0	.000	1-0	1.000	Won 3
Central Mich.	0-0	.000	0-1	.000	Lost 3
Western Mich.	0-0	.000	0-1	.000	Lost 3

UPCOMING SCHEDULE**Saturday, Sept. 11**

Kent State vs. VMI, 11:30 a.m. (ESPN3)
 Miami at Minnesota, 12 p.m. (ESPNU)
 Northern Ill. vs. Wyoming, 1:30 p.m. (ESPN+)
 Ohio vs. Duquesne, 2 p.m. (ESPN3)
 Toledo at Notre Dame, 2:30 p.m. (NBC)
 Central Mich. vs. Robert Morris, 3 p.m. (ESPN3)
 Ball State at Penn State, 3:30 p.m. (FS1)
 Buffalo at Nebraska, 3:30 p.m. (BTN)
 Akron vs. Temple, 3:30 p.m. (ESPN+)
 Bowling Green vs. S. Alabama, 4 p.m. (ESPN+)
 Western Mich. vs. Illinois State, 5 p.m. (ESPN3)
 Eastern Mich. at Wisconsin, 7 p.m. (FS1)

Ball State Career Passing Yards

1. Keith Wenning, 2010-13	11,402
2. Nate Davis, 2006-08	9,233
3. Riley Neal, 2015-18	7,393
4. Drew Plitt, 2017-Present	6,698
5. Mike Neu, 1990-93	6,271
6. Talmadge Hill, 2000-03	5,902
7. David Riley, 1986-89	4,730
8. Wade Kosakowski, 1985-87	4,550
9. Joey Lynch, 2003-06	4,292
10. Brent Baldwin, 1993-96	4,256

In addition, Plitt is third on Ball State's career passing touchdowns list.

Ball State Career Passing Touchdowns

1. Keith Wenning, 2010-13	92
2. Nate Davis, 2006-08	74
3. Drew Plitt, 2017-Present	52
4. Riley Neal, 2015-18	46
5. Talmadge Hille, 2000-03	44
6. Mike Neu, 1990-93	43
7. Joey Lynch, 2003-06	37
8. Dave Wilson, 1976-79	36
9. Brent Baldwin, 1993-96	35
10. David Riley, 1986-89	25
Willard Rice, 1968-70	25

Plitt's career marks are among the best in the country at the QB position. He sits inside the top 15 nationally in both career passing yardage and passing touchdowns among active players. Both totals are tops among returning players in the MAC.

NCAA Leaders in Passing Yards (FBS)

1. Bailey Zappe, Western Kentucky	10,428
2. Charlie Brewer, Utah	9,933
3. Brock Purdy, Iowa State	9,181
4. McKenzie Milton, Florida State	8,731
5. Jake Bentley, South Alabama	8,678
6. Kenny Pickett, Pittsburgh	8,256
7. D'Eriq King, Miami (FL)	7,790
8. Jarret Doege, West Virginia	7,723
9. Dillon Gabriel, UCF	7,541
10. Sam Howell, North Carolina	7,435
11. Holton Ahlers, East Carolina	7,393
12. Desmond Ridder, Cincinnati	7,200
13. Drew Plitt, Ball State	6,698
14. Levi Lewis, Louisiana	6,568
15. Tanner Morgan, Minnesota	6,233

NCAA Leaders in Passing Touchdowns (FBS)

1. Bailey Zappe, Western Kentucky	85
2. D'Eriq King, Miami (FL)	74
3. McKenzie Milton, Florida State	72
4. Sam Howell, North Carolina	69
5. Charlie Brewer, Utah	67
6. Dillon Gabriel, UCF	65
7. Jake Bentley, South Alabama	63
8. Brock Purdy, Iowa State	62
T-9. Desmond Ridder, Cincinnati	61
T-9. Jarret Doege, West Virginia	61
11. Levi Lewis, Louisiana	55
12. Holton Ahlers, East Carolina	53
13. Drew Plitt, Ball State	52
14. Layne Hatcher, Arkansas State	50

GETTING OFFENSIVE ON DEFENSE

▶▶ Big plays on defense helped shape Ball State's run to the MAC Championship and Arizona Bowl victory, as the Cardinals secured defensive touchdowns in each contest.

In the MAC Championship win over Buffalo, OLB **Christian Albright's** 34-yard fumble return for a touchdown with :48 left in the first half proved to be the game-winning score, putting the Cardinals ahead 35-21 in the 38-28 victory.

In the Arizona Bowl win over San Jose State, it was a pick-six from CB **Antonio Phillips** which put the Cardinals on the board first at 12:47 in the opening quarter and sparked a 34-0 scoring run in the 34-13 victory.

BSU had three defensive scores on the season, with the first coming courtesy of CB **Amechi Uzodinma II** who had an interception return for a TD against Northern Illinois. The 71-yard pick-six came with 4:29 left in the second quarter, tied the score at 14-14 and sparked a 21-0 scoring run for Ball State in the 31-25 victory.

HOLDING 'EM DOWN

▶▶ During its last five games of the 2020 season, Ball State held five high-scoring offenses to an average of 18.4 points below their season average entering the contest. Most notably, the Cardinals held Buffalo (51.8 points per game entering the matchup) to 28 points in the MAC Championship Game.

Prior to that, BSU held Toledo (40.3) to 24 points, Central Michigan (36.2) to 20 and Western Michigan (44.6) to 27. Western Michigan entered the matchup sixth in the country in scoring, while Buffalo entered the MAC title game No. 1 nationally.

In the Arizona Bowl win over San Jose State, the Cardinals limited the Spartans to 13 points. SJSU entered the game averaging 30.9 points.

BSU notably held Toledo to only 42 rushing yards, 179 below its average, and Buffalo to 134 rushing yards, 211 yards below its average.

WATCH LIST SZN

▶▶ A plethora of Cardinals received recognition prior to the 2021 season. Below are the award watch lists that had a Ball State player on it.

Biletnikoff Award	Justin Hall
Bronko Nagurski Trophy	Brandon Martin
Hornung Award	Justin Hall
Jim Thorpe Award	Bryce Cosby
Johnny Unitas Golden Arm Award	Drew Plitt
Manning Award	Drew Plitt
Outland Trophy	Curtis Blackwell
Wuerffel Trophy	Bryce Cosby
	Brandon Martin
Reese's Senior Bowl	Bryce Cosby
	Anthony Ekpe
	Justin Hall
	Brandon Martin
	Drew Plitt
	Yo'Heinz Tyler

STABILITY AT THE HELM

▶▶ Ball State head coach **Mike Neu** enters his sixth season in charge of his alma mater. He currently stands as the fourth-longest-tenured coach in the MAC behind only Eastern Michigan's Chris Creighton (eight), Miami's Chuck Martin (eight) and Toledo's Jason Candle (seven).

2020 ALL-MAC

▶▶ Ball State placed 12 players on the 2020 All-MAC teams, led by ILB **Brandon Martin** as the league's co-defensive player of the year. Martin was one of four first-team selections for the Cardinals, joined on the first team by WR/KR **Justin Hall**, SAF **Bryce Cosby** and OLB **Anthony Ekpe**. BSU placed five on the second team in QB **Drew Plitt**, OL **Curtis Blackwell**, OLB **Christian Albright**, CB **Antonio Phillips**, and P **Nathan Snyder**. The Cardinals had three on the third team in WR **Yo'Heinz Tyler**, ILB **Jaylin Thomas**, and RB **Caleb Huntley**.

BSU RECORD IN 2021 WHEN ...

Scoring first	1-0
Opponent scores first	0-0
Scoring 30 or more points	1-0
Scoring fewer than 30 points	0-0
Leading at the half	0-0
Trailing at the half	0-0
Tied at the half	1-0
Leading after three quarters	1-0
Trailing after three quarters	0-0
Tied after three quarters	0-0
Outrushing the opponent	1-0
Outpassing the opponent	0-0
Rushing 30 or more times	1-0
Rushing 40 or more times	1-0
Passing 30 or more times	0-0
Passing 40 or more times	0-0
Leading in time of possession	0-0
Trailing in time of possession	1-0
Time of possession is even	0-0
Winning in turnover margin	0-0
Losing in turnover margin	0-0
Tied in turnover margin	1-0
With a 100-yard rusher	0-0
With a 300-yard passer	0-0
With a 100-yard receiver	1-0
With an opposing 100-yard rusher	0-0
With an opposing 300-yard passer	1-0
With an opposing 100-yard receiver	1-0
Winning the coin toss	1-0
Losing the coin toss	0-0
Electing to receive	0-0
Electing to defer	1-0
Receiving the ball first	0-0
Opponent receiving ball first	1-0

CHAMPIONSHIP NEU

▶▶ Head coach **Mike Neu**, who is entering his sixth season at Ball State, brought BSU's sixth MAC title to his alma mater. In fact, Neu has factored in three of those championships, including two as a player. He quarterbacked the Cardinals' MAC championship and Las Vegas Bowl team in 1993 and was also part of BSU's league championship and California Raisin Bowl team in 1989.

YOUNG GUNS CALLING THE SHOTS

▶▶ Ball State has two of the youngest coaches serving as coordinators in the country in **Kevin Lynch** (34) and **Tyler Stockton** (31). While more research is being gathered, it is believed to be the only pairing of coordinators in the FBS to both be under 35 years of age.

Stockton is one of the youngest coordinators in college football.

POLLS

ASSOCIATED PRESS (WEEK 2)

Rk	Team	Record	Pts
1	Alabama (59)	1,571	1-0
2	Georgia (4)	1,507	1-0
3	Ohio State	1,437	1-0
4	Oklahoma	1,374	1-0
5	Texas A&M	1,288	1-0
6	Clemson	1,231	0-1
7	Cincinnati	1,136	1-0
8	Notre Dame	1,070	1-0
9	Iowa State	1,045	1-0
10	Iowa	942	1-0
11	* Penn State	908	1-0
12	Oregon	883	1-0
13	Florida	842	1-0
14	Southern California	789	1-0
15	Texas	683	1-0
16	UCLA	668	2-0
17	Coastal Carolina	384	1-0
18	Wisconsin	376	0-1
19	Virginia Tech	359	1-0
20	Ole Miss	335	1-0
21	Utah	334	1-0
22	Miami (FL)	229	0-1
23	Arizona State	222	1-0
24	North Carolina	198	0-1
25	Auburn	83	1-0

Others receiving votes: TCU 80, NC State 69, UCF 61, LSU 57, Liberty 57, Michigan 52, Oklahoma State 39, Indiana 37, Michigan State 28, Nevada 23, Kansas State 13, Louisiana 12, BYU 10, Boston College 8, **Ball State 7**, Maryland 6, UAB 5, Arizona 5, Florida State 4, Kentucky 3, *Army 2, Texas Tech 2, Appalachian State 1

BALL STATE IN THE POLLS

Date	AP	Coaches	CFP
Preseason	RV	RV	-
Week 2 (Sept. 5)	RV	RV	-
Week 3 (Sept. 12)			
Week 4 (Sept. 19)			
Week 5 (Sept. 26)			
Week 6 (Oct. 3)			
Week 7 (Oct. 10)			
Week 8 (Oct. 17)			
Week 9 (Oct. 24)			
Week 10 (Oct. 31)			
Week 11 (Nov. 7)			
Week 12 (Nov. 14)			
Week 13 (Nov. 21)			
Week 14 (Nov. 28)			
Week 15 (Dec. 5)			
Week 16 (Dec. 12)			

* CFP rankings begin Nov. 2

AFCA COACHES (WEEK 2)

Rk	Team	Record	Pts
1	Alabama (64)	1-0	1624
2	Georgia (1)	1-0	1537
3	Ohio State	1-0	1491
4	Oklahoma	1-0	1397
5	Texas A&M	1-0	1334
6	Clemson	0-1	1239
7	Notre Dame	1-0	1197
8	Cincinnati	1-0	1113
9	Florida	1-0	1058
10	Iowa State	1-0	1057
11	Oregon	1-0	920
12	Iowa	1-0	914
13	* Penn State	1-0	872
14	USC	1-0	828
15	Texas	1-0	653
16	UCLA	2-0	538
17	Wisconsin	0-1	359
18	Utah	1-0	294
19	Coastal Carolina	1-0	289
20	Mississippi	1-0	285
21	Virginia Tech	1-0	274
22	North Carolina	0-1	252
23	Oklahoma State	1-0	243
24	Miami	0-1	186
25	Arizona State	1-0	181

Others receiving votes: Auburn 123, Michigan 99, LSU 95, NC State 81, Liberty 78, BYU 65, Indiana 58, TCU 49, UCF 48, Florida State 34, Michigan State 33, Kentucky 28, Pittsburgh 20, Louisiana 19, Kansas State 19, Boston College 19, Appalachian State 15, SMU 14, Rutgers 11, Arkansas 11, Maryland 9, Tennessee 7, Nevada 7, Fresno State 7, *Army 7, Tulane 6, Virginia 5, San Jose State 5, Missouri 5, **Ball State 5**, Marshall 3, UAB 2, Air Force 2, Charlotte 1

Youngest Coordinators in NCAA (FBS)

Austin Armstrong (Def.), Southern Miss	28
Tommy Rees (Off.), Notre Dame	29
Zach Kittley (Off.), Western Kentucky	30
Jon Budmayr (Off.), Colorado State	30
Tyler Stockton (Def.), Ball State	31
Garrett Riley (Off.), SMU	31
Spencer Danielson (Def.), Boise State	32

COSBY NAMED ACADEMIC ALL-AMERICAN

► Safety **Bryce Cosby** made earned recognition as an Academic All-American over the summer. He became the 22nd CoSIDA Academic All-America selection in program history among 13 student-athletes. The last Ball State football player to earn Academic All-America honors was Zane Fakes in 2013.

Cosby, who graduated from Ball State in the spring of 2021 with a 3.44 grade point average as a telecommunications major, was also a member of the program's leadership council.

CARDINALS LAND 26 ON ACADEMIC ALL-MAC

► Ball State placed a conference-high 26 players on the 2020 Academic All-MAC Football Team. It was the second straight season BSU has featured the most selections in the league.

The Academic All-MAC honor is for student-athletes who have excelled in athletics and academics. To qualify, a student-athlete must have at least a 3.20 cumulative GPA and have participated in at least 50 percent of his team's contests.

BALL STATE AMONG MOST GRADUATES IN FBS

► Ball State has 24 graduates on its roster, which is tied for the 10th-most in the country, per the National Football Foundation.

1.	Illinois	29
2.	Baylor	28
3.	Western Kentucky	27
4.	Arizona	26
	Louisiana Tech	26
	Minnesota	26
7.	Pittsburgh	25
	South Alabama	25
	SMU	25
10.	Ball State	24
	Liberty	24
12.	Arizona State	23
	Auburn	23
	Northwestern	23
	Virginia	23

HOMEGROWN

► On the 2021 roster, 49 out of 117 Ball State players hail from Indiana. No other Football Bowl Subdivision team has more. Indiana is a close second with 43 actual Hoosiers, followed by Purdue's 35. Notre Dame has 10.

Head Coach Mike Neu

6th season at Ball State | 12th season as a head coach (including arena league) | 20th season as a football coach
 Hometown: Indianapolis, Ind. | Alma Mater: Ball State '94
 Family: wife Charmin ... three children – Graycen, Carson and Chase



Ball State University welcomed back one of its own as Mike Neu was named the head coach for the Cardinals football program in January of 2016. Neu played collegiate football at Ball State where he was named 1993 Mid-American Conference Offensive Player of the Year.

A member of Ball State's 1989 and 1993 MAC championship teams, Neu guided his alma mater to its first MAC championship since 1996 and its first MAC West Division title since 2008 during the 2020 campaign. BSU capped the season by earning the first bowl win in program history, defeating San Jose State in the Arizona Bowl.

The Cardinals boasted 12 all-conference selections in 2020, led by the league's co-defensive player of the year in Brandon Martin.

Ball State also finished the year ranked No. 23 in the final AP Top 25 and the final Amway Coaches Poll. It is the first time the Cardinals have finished a season in the national rankings at the FBS level and the first time they have been ranked since December 2008.

Neu has nearly 20 years of coaching experience with stops in the National Football League (NFL), Division I FBS football and the arena leagues.

The Cardinals have made major strides under Neu's leadership, steadily improving each season and knocking on the door in 2019 before breaking it down in 2020.

In 2019, Ball State reclaimed the Bronze Stalk Trophy from Northern Illinois for the first time since 2008 with a come-from-behind 27-20 win over the Huskies in early October. The Cards then capped the year by knocking off eventual MAC champion Miami to earn the Red Bird Rivalry Trophy, 41-27.

Ball State's offense was statistically the most explosive in the conference last fall. The Cardinals led the MAC in scoring (34.8 points per game) and total offense (463 yards per game). On defense, BSU forced turnover after turnover all year. The 24 forced turnovers were the most in the conference and ranked 15th nationally.

Ten Cardinals came away with All-MAC accolades following the 2019 season. Over Neu's five seasons as head coach, 35 players have been recognized on an all-league team. The football team also placed a league-high 26 players on the Academic All-MAC list in 2020. Twelve of those 26 Cardinals were making a return appearance to that list, headlined by seven three-time recipients.

Before returning to Ball State, Neu spent the 2014 and 2015 seasons as the quarterbacks coach for the NFL's New Orleans Saints. In 2014 under Neu's guidance, quarterback Drew Brees was selected to his franchise-record eighth Pro Bowl as a Saint. Brees led the league in completions (456), tied for first in passing yardage (4,952), ranked



second in completion percentage (69.2) and tied for fifth in touchdown passes (33). In 2015, Brees once again led the NFL in passing yardage (4,870) while ranking second in completion percentage (68.3) and completions (428).

Neu, a native of Indianapolis, Indiana, started 38-of-41 games at quarterback in his four seasons at Ball State (1990-93). He was honored with the MAC's Vern Smith Award as the league's most valuable player and the MAC Offensive Player of the Year award as a senior. That year, Neu and the

Cardinals went 8-3-1 overall and 7-0-1 in league action to capture the MAC championship. In one of his greatest games as a collegiate quarterback, Neu threw for a Ball State record 469 yards and completed 28-of-40 passes against Toledo in 1993 to help the Cardinals rally from a 30-3 deficit and record the largest comeback in Ball State history, a 31-30 Homecoming victory.

Neu played professionally in the Canadian Football League and Arena Football League (AFL) from 1995-97 before beginning his coaching career in 1998 with the AFL's Nashville Kats. In 2000, Neu was named head coach for the first time as he took over the Arena Football 2's (AF2) Augusta Stallions. He led that organization to a conference title in 2000 with a 14-4 record and was named the AF2 Coach of the Year.

In 2001 and 2002, Neu worked with the AFL's Carolina Cobras. He served as the offensive coordinator in 2001 and was promoted to head coach in 2002. During his stint as head coach, Neu led the team to the quarterfinals of the AFL playoffs, including the team's first playoff win.

Neu then spent four years as head coach of the AFL's New Orleans VooDoo. There, he compiled a 33-31 record and earned 2004 AFL Coach of the Year honors. During his first season at the helm, Neu led the team to a franchise-best 11-5 record, a division title and a playoff berth.

From 2008-12, Neu worked on the New Orleans Saints' player personnel staff. He then spent the 2012 and 2013 seasons with Tulane as the quarterbacks coach. In 2013, Neu helped guide Tulane to a 7-6 overall record and its first postseason appearance in 11 years – the 2013 R+L Carriers New Orleans Bowl.

Neu received his bachelor's degree in sport administration from Ball State in 1994 and served as a graduate assistant coach for the Cardinals during the 1994 season. He was inducted into the Ball State Athletics Hall of Fame in 2004.


Neu and his wife, Charmin, have a daughter, Graycen, and two sons, Carson and Chase.

Neu's Head Coaching Record

Year	School/Team	W-L
2000	Augusta Stallions (AF2)	14-4
2002	Carolina Cobras (AFL)	7-9
2004	New Orleans VooDoo (AFL)	11-6
2005	New Orleans VooDoo	9-7
2007	New Orleans VooDoo	5-11
2008	New Orleans VooDoo	8-8
2016	Ball State	4-8
2017	Ball State	2-10
2018	Ball State	4-8
2019	Ball State	5-7
2020	Ball State	7-1
2021	Ball State	1-0
Totals	12th year	77-79 (.494)
	6th year	23-34 (.404) at Ball St.
	6th year	13-25 (.342) vs. MAC


Neu's Coaching Experience

Ball State	HC	2016-Pres.
New Orleans Saints (NFL)	QBs	2014-15
Tulane	QBs	2012-13
New Orleans VooDoo (AFL)	HC	2004-08
Carolina Cobras (AFL)	HC	2002
Carolina Cobras (AFL)	OC	2001
Augusta Stallions (AF2)	HC	2000
Nashville Kats (AFL)	OC/QBs	1998-99
Ball State	GA	1994





Patrick Dougherty
Asst. Head Coach/
Special Teams
Coordinator/TEs Coach



Kevin Lynch
Offensive Coordinator/
Quarterbacks Coach




Tyler Stockton
Defensive Coordinator/
Inside Linebackers Coach



Cory Connolly
Outside Linebackers
Coach



Vic Hall
Cornerbacks Coach



Joey Hecklinski
Running Backs Coach




Colin Johnson
Running Game
Coordinator/
Offensive Line Coach



Marcus Knight
Wide Receivers Coach




Keith McKenzie
Defensive Line Coach



Josh Zidenberg
Passing Game
Coordinator/
Defensive Backs Coach



Nate Atkins
Defensive Assistant/
Project Coordinator (GA)



Trevor Browder
Graduate Assistant
Offense



Sam Costantino
Graduate Assistant
Recruiting/
Special Teams



Riley Deckard
Graduate Assistant
Defense



Jack Nudo
Graduate Assistant
Offense



Byron Ellis
Director of Football
Administration/
Chief of Staff



Ben Armer
Director of Strength and
Conditioning, Football



Alex Deluca
Graduate Assistant
Strength and
Conditioning



Dan Reineck
Recruiting and
Personnel Specialist



Shawn Comer
Associate Athletic
Trainer



Hannah Miller
Assistant Athletic Trainer



Robert D'Anjolell
Assistant Equipment
Manager, Football



Abby Wegener
Administrative
Coordinator Football

Last Shutout:

Oct. 4, 2008 – Ball State 31, Toledo 0

Last Time Shut Out:

Oct. 8, 2011 – Temple 42, Ball State 0

Last Overtime Game:

Nov. 13, 2018 – Ball State 42, Western Michigan 41 (1OT)

Last Overtime Win:

Nov. 13, 2018 – Ball State 42, Western Michigan 41 (1OT)

Last Overtime Loss:

Nov. 19, 2005 – Central Michigan 31, Ball State 24 (1OT)

Last Win vs. Ranked Opponent:

Dec. 18, 2020 – Ball State 38, #23 Buffalo 28

Scored More Than 50 Points in a Game:

Oct. 19, 2019 – Ball State 52, Toledo 14

Scored at Least 27 Points in a Quarter:

Dec. 31, 2020 – Ball State (27) vs. San Jose State

Held an Opponent Under 100 Yards Rushing:

Sept. 2, 2021 – vs. Western Illinois (70)

Held an Opponent Under 100 Yards Passing:

Oct. 4, 2014 – at Army (48)

Held an Opponent Under 200 Yards of Total Offense:

Nov. 12, 2010 – at Buffalo (144)

Last Kickoff Returned for a Touchdown:

Nov. 5, 2019 – Malik Dunner at Western Michigan (100 yards)

Last Punt Returned for a Touchdown:

Nov. 24, 2009 – Charlie Todd vs. Western Michigan (87 yards)

Last Interception Returned for a Touchdown:

Dec. 31, 2020 – Antonio Phillips vs. San Jose State (53 yards)

Last Fumble Returned for a Touchdown:

Dec. 18, 2020 – Christian Albright vs. Buffalo (34 yards)

Last Safety:

Sept. 7, 2019 – Jaylin Thomas, Chris Crumb vs. Fordham

Last Successful Two-Point Conversion:

Dec. 12, 2020 – Drew Plitt pass to Yo'Heinz Tyler vs. WMU

Last 100 Yard Rush Game

Nov. 28, 2020 – Tye Evans at Toledo (101 yards, 25 att.)

Last Quarterback to Rush for 100 Yards:

Oct. 28, 2000 – Talmadge Hill vs. CMU (101 yards, 19 att.)

Last 200 Yard Rush Game:

Nov. 11, 2020 – Caleb Huntley vs. EMU (204 yards, 34 att.)

Last Time Two BSU Rushers Have Gone Over 100 Yards:Nov. 16, 2019 – Walter Fletcher vs. CMU (115 yards, 15 att.)
Caleb Huntley vs. CMU (106 yards, 24 att.)**Last Time Two BSU Rushers Have Gone Over 200 Yards:**Oct. 24, 2009 – MiQuale Lewis at EMU (301 yards, 26 att.)
Cory Sykes at EMU (203 yards, 23 att.)**Last Player to Score Three or More Rushing Touchdowns:**

Nov. 11, 2020 – Caleb Huntley vs. EMU (7, 13, 1)

Last Player to Score Four or More Rushing Touchdowns:

Sept. 20, 2008 – MiQuale Lewis at Indiana (1, 2, 1, 3)

Last Player to Tally 35 or More Carries in a Game:

Oct. 5, 2019 – Caleb Huntley at NIU (157 yards, 35 att.)

Last 100 Yard Receiving Game

Sept. 2, 2021 – Justin Hall vs. Western Illinois (137 yards, 8 rec.)

Last 200 Yard Receiving Game:

Sept. 29, 2018 – Riley Miller vs. Kent State (208 yards, 11 rec.)

Last Time Two BSU Receivers Have Gone Over 100 Yards:Nov. 4, 2020 – Justin Hall at Miami (Ohio) (124 yards, 4 rec.)
Antwan Davis at Miami (Ohio) (110 yards, 6 rec.)**Last Player to Score Three or More Receiving Touchdowns:**

Nov. 29, 2013 – Jamill Smith vs. Miami (Ohio) (10, 10, 6)

Last Player to Score Four Receiving Touchdowns:

Nov. 19, 1977 – Rick Morrison vs. Eastern Mich. (21, 28, 32, 12)

Last Player to Tally 10 or More Receptions in a Game:

Dec. 12, 2020 – Justin Hall vs. WMU (175 yards, 10 rec.)

Last 300 Yard Passing Game

Dec. 5, 2020 – Drew Plitt at Central Michigan (366)

Last 400 Yard Passing Game:

Sept. 7, 2019 – Drew Plitt vs. Fordham (439)

Last Player to Throw Three or More Touchdown Passes:

Dec. 18, 2020 – Drew Plitt vs. Buffalo (3)

Last Player to Throw Four or More Touchdown Passes:

Dec. 5, 2020 – Drew Plitt at Central Michigan (4)

Last Player to Throw Five or More Touchdown Passes:

Sept. 7, 2019 – Drew Plitt vs. Fordham (6)

Last Player to Attempt 40 or More Passes:

Dec. 5, 2020 – Drew Plitt at Central Michigan (26-of-43)

Last Player to Complete 30 or More Passes:

Sept. 21, 2019 – Drew Plitt at NC State (35-of-57)

Last Player to Record Two or More Interceptions:

Nov. 29, 2019 – Amechi Uzodinma II vs. Miami (Ohio) (2)

Last Player to Record Three Interceptions:

Sept. 13, 2008 – Sean Baker at Akron (3)

Last Player to Force Two or More Fumbles:

Sept. 9, 2017 – Anthony Winbush vs. UAB (2)

Last Player to Recover Two or More Fumbles:

Sept. 14, 2019 – Jordan Williams vs. Florida Atlantic (2)

Last Player to Record Two or More Sacks:

Sept. 2, 2021 – Tavion Woodard vs. Western Illinois (2.0)

Last Player to Record 15 or More Tackles:

Dec. 12, 2020 – Jaylin Thomas vs. Western Michigan (16)

Last Player to Record 20 or More Tackles:

Oct. 30, 2004 – Justin Beriault vs. Northern Illinois (21)

Last Field Goal Made From at Least 50 Yards:

Nov. 11, 2020 – Jacob Lewis vs. Eastern Michigan (51)

Last Player to Make Four or More Field Goals:

Oct. 5, 2019 – Ryan Rimmler at Northern Illinois (4)

Last Player to Block a Field Goal Attempt:

Dec. 18, 2020 – Jimmy Daw vs. Buffalo

Last Player to Block an Extra Point Attempt:

Nov. 5, 2015 – Julian Jackson vs. Western Michigan

Last Player to Block a Punt:

Dec. 31, 2020 – Nic Jones vs. San Jose State

Last Blocked Punt Returned for a Touchdown:Sept. 10, 2016 – Malik Dunner at Indiana
(block by Dedrick Cromartie)**Last Player to Recover an On-side Kick:**

Sept. 21, 2019 – Ray Wilborn at NC State

Largest Comebacks in School History

27	BSU 31, Toledo 30	Oct. 9, 1993 at BSU -- BSU was behind 30-3
22	BSU 26, Eastern Michigan 25	Nov. 12, 2005 at EMU -- BSU was behind 22-0
20	BSU 24, Central Michigan 23	Oct. 24, 1992 at BSU -- BSU was behind 20-0
17	BSU 28, Eastern Michigan 17	Sept. 19, 2015 at EMU -- BSU was behind 17-0
17	BSU 31, Central Michigan 27	Oct. 22, 2011 at BSU -- BSU was behind 17-0
17	BSU 37, Central Michigan 34	Oct. 18, 1997 at BSU -- BSU was behind 34-17
17	BSU 30, Ohio 27 (OT)	Oct. 12, 1996 at BSU -- BSU was behind 17-0
16	BSU 30, DePauw 24	Oct. 17, 1959 at Ball State
15	BSU 35, Akron 21	Oct. 25, 2014 at Ball State
15	BSU 26, Indiana State 24	Oct. 28, 1967 at Indiana State
15	BSU 42, St. Joseph's 19	Nov. 6, 1965 at Ball State

Team Statistics	BALL	OPP
SCORING	31	21
Points Per Game	31.0	21.0
Points Off Turnovers	0	0
FIRST DOWNS	18	17
Rushing	7	2
Passing	8	14
Penalty	3	1
RUSHING YARDAGE	216	70
Yards gained rushing	220	82
Yards lost rushing	4	12
Rushing Attempts	40	24
Average Per Rush	5.4	2.9
Average Per Game	216.0	70.0
TDs Rushing	2	1
PASSING YARDAGE	188	367
Comp-Att-Int	17-28-0	30-43-1
Average Per Pass	6.7	8.5
Average Per Catch	11.1	12.2
Average Per Game	188.0	367.0
TDs Passing	2	2
TOTAL OFFENSE	404	437
Total Plays	68	67
Average Per Play	5.9	6.5
Average Per Game	404.0	437.0
KICK RETURNS: #-Yards	3-47	2-30
PUNT RETURNS: #-Yards	0-0	0-0
INT RETURNS: #-Yards	1-0	0-0
KICK RETURN AVERAGE	15.7	15.0
PUNT RETURN AVERAGE	0.0	0.0
INT RETURN AVERAGE	0.0	0.0
FUMBLES-LOST	2-1	0-0
PENALTIES-Yards	5-26	7-73
Average Per Game	26.0	73.0
PUNTS-Yards	6-227	7-290
Average Per Punt	37.8	41.4
Net punt average	37.8	41.4
KICKOFFS-Yards	6-366	3-148
Average Per Kick	61.0	49.3
Net kick average	51.8	33.7
TIME OF POSSESSION/Game	28:58	31:02
3RD-DOWN Conversions	5/15	3/13
3rd-Down Pct	33%	23%
4TH-DOWN Conversions	2/2	0/2
4th-Down Pct	100%	0%
SACKS BY-Yards	2-0	0-0
MISC YARDS	0	0
TOUCHDOWNS SCORED	0	0
FIELD GOALS-ATTEMPTS	1-1	0-0
ON-SIDE KICKS	0-0	0-0
RED-ZONE SCORES	(1-1) 100%	(2-2) 100%
RED-ZONE TOUCHDOWNS	(0-1) 0%	(2-2) 100%
PAT-ATTEMPTS	(4-4) 100%	(3-3) 100%
ATTENDANCE	13149	0
Games/Avg Per Game	1/13149	0/0
Neutral Site Games		0/0

Score by Quarters	1st	2nd	3rd	4th	OT	Total
Ball State	7	0	14	10	0	31
Opponents	0	7	7	7	0	21

BALL STATE GAME-BY-GAME

TEAM STATISTICS

Date	Opponent	Rushing				Receiving				Passing				Kick Returns				Punt Returns				tot off
		no.	yds	td	lg	no.	yds	td	lg	cmp-att-int	yds	td	lg	no.	yds	td	lg	no.	yds	td	lg	
Sep 02	WESTERN ILL.	40	216	2	37	17	188	2	49	17-28-0	188	2	49	3	47	0	24	0	0	0	0	404
		40	216	2	37	17	188	2	49	17-28-0	188	2	49	3	47	0	24	0	0	0	0	404
	Opponents	24	70	1	23	30	367	2	75	30-43-1	367	2	75	2	30	0	18	0	0	0	0	437

Games: 1 • Avg/rush: 5.4 • Avg/catch: 11.1 • Pass effic: 140.69 • KR avg: 15.7 • All purpose avg/game: 451.0 • Total offense avg/gm: 404.0

Date	Opponent	Tackles				Sacks	Fumble	Pass Defense			blkd	PAT Attempts			off				
		ua	a	total	tfl-yds	no-yds	ff	fr-yds	int-yds	qbh	brup	kick	kick	rush	rcv	saf	t/o	pts	
Sep 02	WESTERN ILL.	28	36	64	0.0-15	2.0-0	0	0-0	1-0	1	5	0	4-4	0	0	0	0	0	4
		28	36	64	0.0-15	0.0-0	0	0-0	1-0	1	5	0	4-4	0	0	0	0	0	4
	Opponents	38	26	64	0.0-1	0.0-0	2	0-0	0-0	2	3	0	3-3	0	0	0	0	0	3

Date	Opponent	Punting							Field Goals			Kickoffs						
		no.	yds	avg	long	blkd	tb	fc	50+	i20	md-att	long	blkd	no.	yds	avg	tb	ob
Sep 02	WESTERN ILL.	6	227	37.8	46	0	0	5	0	4	1-1	0	0	6	366	61.0	1	0
		6	227	37.8	46	0	0	5	0	4	1-1	0	0	6	366	61.0	1	0
	Opponents	7	290	41.4	53	0	0	3	2	3	0-0	0	0	3	148	49.3	0	0

OPPONENT GAME-BY-GAME

OPPONENT STATISTICS

Date	Opponent	Rushing				Receiving				Passing				Kick Returns				Punt Returns				tot off
		no.	yds	td	lg	no.	yds	td	lg	cmp-att-int	yds	td	lg	no.	yds	td	lg	no.	yds	td	lg	
Sep 02	WESTERN ILL.	24	70	1	23	30	367	2	75	30-43-1	367	2	75	2	30	0	18	0	0	0	0	437
		24	70	1	23	30	367	2	75	30-43-1	367	2	75	2	30	0	18	0	0	0	0	437
	Ball State	40	216	2	37	17	188	2	49	17-28-0	188	2	49	3	47	0	24	0	0	0	0	404

Games: 1 • Avg/rush: 2.9 • Avg/catch: 12.2 • Pass effic: 152.16 • KR avg: 15.0 • All purpose avg/game: 467.0 • Total offense avg/gm: 437.0

Date	Opponent	Tackles				Sacks	Fumble	Pass Defense			blkd	PAT Attempts			off				
		ua	a	total	tfl-yds	no-yds	ff	fr-yds	int-yds	qbh	brup	kick	kick	rush	rcv	saf	t/o	pts	
Sep 02	WESTERN ILL.	38	26	64	0.0-1	0.0-0	2	0-0	0-0	2	3	0	3-3	0	0	0	0	0	3
		38	26	64	0.0-1	0.0-0	2	0-0	0-0	2	3	0	3-3	0	0	0	0	0	3
	Ball State	28	36	64	0.0-15	0.0-0	0	0-0	1-0	1	5	0	4-4	0	0	0	0	0	4

Date	Opponent	Punting							Field Goals			Kickoffs						
		no.	yds	avg	long	blkd	tb	fc	50+	i20	md-att	long	blkd	no.	yds	avg	tb	ob
Sep 02	WESTERN ILL.	7	290	41.4	53	0	0	3	2	3	0-0	0	0	3	148	49.3	0	0
		7	290	41.4	53	0	0	3	2	3	0-0	0	0	3	148	49.3	0	0
	Ball State	6	227	37.8	46	0	0	5	0	4	1-1	0	0	6	366	61.0	1	0

SEASON

CAREER

Rushing	gp	att	gain	loss	net	avg	td	lg	avg/g	gp	att	gain	loss	net	avg	td	lg	avg/g
JONES, Will	1	18	93	0	93	5.2	1	21	93.0	29	117	590	20	570	4.9	4	80	19.7
STEELE, Carson	1	7	79	0	79	11.3	1	37	79.0	1	7	79	0	79	11.3	1	37	79.0
PLITT, Drew	1	5	18	0	18	3.6	0	7	18.0	34	246	865	555	310	1.3	12	51	9.1
MARCUS, Donny	1	4	17	0	17	4.2	0	9	17.0	6	19	103	4	99	5.2	0	28	16.5
HALL, Justin	1	4	13	1	12	3.0	0	5	12.0	44	89	648	26	622	7.0	4	34	14.1
TEAM	1	2	0	3	-3	-1.5	0	0	-3.0									
Total	1	40	220	4	216	5.4	2	37	216.0									
Opponents	1	24	82	12	70	2.9	1	23	70.0									

Passing	gp	effic	comp-att-int	pct	yds	td	lg	avg/g	gp	effic	comp-att-int	pct	yds	td	lg	avg/g
PLITT, Drew	1	140.69	17-28-0	60.7	188	2	49	188.0	34	142.88	546-863-24	63.3	6708	52	66	197.3
Total	1	140.69	17-28-0	60.7	188	2	49	188.0								
Opponents	1	152.16	30-43-1	69.8	367	2	75	367.0								

Receiving	gp	no.	yds	avg	td	lg	avg/g	gp	no.	yds	avg	td	lg	avg/g
HALL, Justin	1	8	137	17.1	2	49	137.0	44	265	2909	11.0	15	66	66.1
TYLER, Yo'Heinz	1	4	32	8.0	0	14	32.0	33	87	1369	15.7	15	64	41.5
JACKSON, J.	1	3	23	7.7	0	11	23.0	33	3	23	7.7	0	11	0.7
MARCUS, Donny	1	1	3	3.0	0	3	3.0	6	2	8	4.0	0	5	1.3
TURNER, Jaylen	1	1	-7	-7.0	0	0	-7.0	12	1	-7	-7.0	0	0	-0.6
Total	1	17	188	11.1	2	49	188.0							
Opponents	1	30	367	12.2	2	75	367.0							

Total Offense	g	plays	rush	pass	total	avg/g	g	plays	rush	pass	total	avg/g
PLITT, Drew	1	33	18	188	206	206.0	34	1109	310	6708	7018	206.4
JONES, Will	1	18	93	0	93	93.0	29	117	570	0	570	19.7
STEELE, Carson	1	7	79	0	79	79.0	1	7	79	0	79	79.0
MARCUS, Donny	1	4	17	0	17	17.0	6	19	99	0	99	16.5
HALL, Justin	1	4	12	0	12	12.0	44	89	622	0	622	14.1
TEAM	1	2	-3	0	-3	-3.0						
Total	1	68	216	188	404	404.0						
Opponents	1	67	70	367	437	437.0						

Scoring	td	fg	PAT			dxp	saf	pts	td	fg	PAT			dxp	saf	pts
			kick	rush	rcv						pass	kick	rush			
CHANOVE, Jake	-	0-1	4-4	-	-	-	-	-	-	1-1	4-4	-	-	-	-	7
Total	-	0-1	4-4	-	-	-	-	-	-							31
Opponents	-	-	3-3	-	-	-	-	-	-							21

Punt Returns	no.	yds	avg	td	lg	no.	yds	avg	td	lg
Total	0	0	0.0	0	0					
Opponents	0	0	0.0	0	0					

Kick Returns	no.	yds	avg	td	lg	no.	yds	avg	td	lg
DAW, Jimmy	2	23	11.5	0	12	8	92	11.5	0	22
JONES, Nic	1	24	24.0	0	24	3	67	22.3	0	24
Total	3	47	15.7	0	24					
Opponents	2	30	15.0	0	18					

Interceptions	no.	yds	avg	td	lg	no.	yds	avg	td	lg
JONES, Nic	1	0	0.0	0	0	1	0	0.0	0	0
Total	1	0	0.0	0	0					
Opponents	0	0	0.0	0	0					

Fumble Returns	no.	yds	avg	td	lg	no.	yds	avg	td	lg
Total	0	0	0.0	0	0					
Opponents	0	0	0.0	0	0					

SEASON

CAREER

All Purpose	g	rush	rcv	pr	kr	ir	total	avg/g	g	rush	rcv	pr	kr	ir	total	avg/g
HALL, Justin	1	12	137	0	0	0	149	149.0	44	622	2909	50	559	0	4140	94.1
JONES, Will	1	93	0	0	0	0	93	93.0	29	570	56	0	0	0	626	21.6
STEELE, Carson	1	79	0	0	0	0	79	79.0	1	79	0	0	0	0	79	79.0
TYLER, Yo'Heinz	1	0	32	0	0	0	32	32.0	33	0	1369	0	0	0	1369	41.5
JONES, Nic	1	0	0	0	24	0	24	24.0	21	0	0	0	67	0	67	3.2
JACKSON, J.	1	0	23	0	0	0	23	23.0	33	0	23	0	0	0	23	0.7
DAW, Jimmy	1	0	0	0	23	0	23	23.0	33	0	0	0	92	10	102	3.1
MARCUS, Donny	1	17	3	0	0	0	20	20.0	6	99	8	0	0	0	107	17.8
PLITT, Drew	1	18	0	0	0	0	18	18.0	34	310	26	0	0	0	336	9.9
TEAM	1	-3	0	0	0	0	-3	-3.0								
TURNER, Jaylen	1	0	-7	0	0	0	-7	-7.0	12	0	-7	0	0	0	-7	-0.6
Total	1	216	188	0	47	0	451	451.0								
Opponents	1	70	367	0	30	0	467	467.0								

Field Goals	att	good	long	blkd	att	good	long	blkd
CHANOVE, Jake	1	1	0	0	1	1	0	0
Total	1	1	0	0				
Opponents	0	0	0	0				

Punting	no.	yds	avg	lg	blk	no.	yds	avg	lg	blk
SNYDER, Nathan	4	166	41.5	46	0	147	5956	40.5	62	5
PLITT, Drew	1	33	33.0	33	0	7	235	33.6	43	0
BORROW, Lucas	1	28	28.0	28	0	1	28	28.0	28	0
Total	6	227	37.8	46	0					
Opponents	7	290	41.4	53	0					

Kickoffs	no.	yds	avg	tb	ob	no.	yds	avg	tb	ob
HAGEE, Jonathan	6	366	61.0	1	0	6	366	61.0	1	0
Total	6	366	61.0	1	0					
Opponents	3	148	49.3	0	0					

#	Defensive Leaders	gp	ua	a	total	tfl	sack	int	pbu	fr	ff	blk	gp	ua	a	total	tfl	sack	int	pbu	fr	ff	blk
6D	THOMAS, Jaylin	1	2	7	9	0.0	43	159	139	298	21.5	4.5	1	6	1	1	.
9D	ALBRIGHT, C.	1	4	3	7	0.0	45	102	100	202	28.5	14.0	2	8	3	8	.
3	UZODINMA, A.	1	3	2	5	0.0	33	71	22	93	2.0	2.0	7	22	1	1	.
32	COLL, Clayton	1	2	3	5	0.0	21	21	21	42	0.5	0.5	.	.	1	1	.
27	DAW, Jimmy	1	3	2	5	0.0	33	68	45	113	15.0	3.0	1	3	2	2	1
7	MARTIN, Brandon	1	2	3	5	0.0	.	.	1	.	.	.	34	115	107	222	10.5	2.0	1	2	.	.	.
23	ANDERSON, Brett	1	3	1	4	0.0	45	87	75	162	4.5	.	2	6	1	2	.
1	JONES, Nic	1	1	3	4	0.0	.	1	2	.	.	.	21	21	7	28	1.0	.	1	6	.	.	1
94	SAPE, Jack	1	1	2	3	0.0	12	11	9	20	4.5	0.5
98	RAMSEY, Justen	1	1	2	3	0.0	21	8	7	15	0.5	0.5
5	COSBY, Bryce	1	3	.	3	0.0	45	164	121	285	11.0	1.0	8	14	2	1	.
14	WAHEE, J.T.	1	1	2	3	0.0	7	15	7	22	2.0	.	1	2	.	.	.
0D	AGYEMANG, Chris	1	.	2	2	0.0	.	.	1	.	.	.	9	5	13	18	2.5	0.5	1	4	.	.	.
52	WOODARD, Tavion	1	2	.	2	0.0	.	.	1	.	.	.	7	3	3	6	0.5	.	.	1	.	.	.
99	WARD, Jordan	1	.	2	2	0.0	1	.	2	2	0.0
90	TARANGO, Joshua	1	.	1	1	0.0	9	4	10	14	3.5	0.5
93	MIMS, Kyron	1	.	1	1	0.0	12	5	4	9	1.5	1.0
	Total	1	28	36	64	0	2	1	5	.	.	.											
	Opponents	1	38	26	64	0	0	.	3	.	2	.											

Offensive Players

RUSHING (att.-yards-TDs)

Player	WIU	PSU	WYO	TOL	ARMY	WMU	EMU	MIA	AKR	NIU	CMU	UB
Tye Evans	DNP											
Justin Hall	4-12-0											
Jayshon Jackson	0-0-0											
Will Jones	18-93-1											
Donny Marcus	4-17-0											
Drew Plitt	5-18-0											
Carson Steele	7-79-1											

RECEIVING (rec.-yards-TDs)

Player	WIU	PSU	WYO	TOL	ARMY	WMU	EMU	MIA	AKR	NIU	CMU	UB
Tye Evans	DNP											
Justin Hall	8-137-2											
Trevor Hohlt	0-0-0											
Jayshon Jackson	3-23-0											
Will Jones	0-0-0											
Dylan Koch	0-0-0											
Hassan Littles	0-0-0											
Donny Marcus	1-3-0											
Cody Rudy	0-0-0											
Yo'Heinz Tyler	4-32-0											
Jordan Williams	0-0-0											

KICK RETURNS (ret.-yards-TDs)

Player	WIU	PSU	WYO	TOL	ARMY	WMU	EMU	MIA	AKR	NIU	CMU	UB
Jimmy Daw	2-23-0											
Justin Hall	0-0-0											
Amechi Uzodinma	0-0-0											

PUNT RETURNS (ret.-yards-TDs)

Player	WIU	PSU	WYO	TOL	ARMY	WMU	EMU	MIA	AKR	NIU	CMU	UB
Justin Hall	0-0-0											
Nic Jones	1-24-0											
Amechi Uzodinma	0-0-0											

PASSING

» DREW PLITT

Opponent	Comp	Att	Int	Pct	Yds	TD	Lg	Sk-Yds
Western Illinois	17	28	0	60.7	188	2	49	0-0
at Penn State								
at Wyoming								
Toledo								
Army								
at Western Michigan								
at Eastern Michigan								
Miami								
at Akron								
at Northern Illinois								
Central Michigan								
Buffalo								
Totals	17	28	0	60.7	188	2	49	0-0

FIELD GOALS

Player	FGM-A	Pct	18-29	30-39	40-49	50-59	Lg	Blk
Jake Chanove	1-1	1.000	0-0	1-1	0-0	0-0	35	0

2021 GAME CAPTAINS

Opponent	Captains
Western Illinois	OL Curtis Blackwell, S Bryce Cosby, LB Brandon Martin, QB Drew Plitt
Penn State	
Wyoming	
Toledo	
Army	
Western Michigan	
Eastern Michigan	
Miami	
Akron	
Northern Illinois	
Central Michigan	
Buffalo	

Defensive Players

TACKLES

Opponent	#0 Agyemang U-A-Tot (Other)	#9 Albright U-A-Tot (Other)	#23 Anderson U-A-Tot (Other)	#22 Blanco U-A-Tot (Other)	#32 Coll U-A-Tot (Other)	#5 Cosby U-A-Tot (Other)	#27 Daw U-A-Tot (Other)	#31 Ekpe U-A-Tot (Other)
Western Illinois	0-2-2 (PBU)	4-3-7	3-1-4	DNP	2-3-5	3-0-3	3-2-5	0-0-0
at Penn State								
at Wyoming								
Toledo								
Army								
at Western Mich.								
at Eastern Mich.								
Miami								
at Akron								
at Northern Ill.								
Central Mich.								
Buffalo								

Opponent	#1 Jones U-A-Tot (Other)	#2 Lee U-A-Tot (Other)	#7 Martin U-A-Tot (Other)	#10 McCulley U-A-Tot (Other)	#93 Mims U-A-Tot (Other)	#25 Newson U-A-Tot (Other)	#92 Ramsey U-A-Tot (Other)
Western Illinois	1-3-4 (INT)	0-0-0	2-3-5 (PBU)	0-0-0	0-1-1	0-0-0	1-2-3
at Penn State							
at Wyoming							
Toledo							
Army							
at Western Mich.							
at Eastern Mich.							
Miami							
at Akron							
at Northern Ill.							
Central Mich.							
Buffalo							

Opponent	#94 Sape U-A-Tot (Other)	#90 Tarango U-A-Tot (Other)	#6 Thomas U-A-Tot (Other)	#3 Uzodinma U-A-Tot (Other)	#14 Wahee U-A-Tot (Other)	#99 Ward U-A-Tot (Other)	#52 Woodard U-A-Tot (Other)
Western Illinois	1-2-3 (1.0 TFL)	0-1-1	2-7-9 (1.0 TFL)	3-2-5	1-2-3	0-2-2	2-0-2 (2.0 Sack)
at Penn State							
at Wyoming							
Toledo							
Army							
at Western Mich.							
at Eastern Mich.							
Miami							
at Akron							
at Northern Ill.							
Central Mich.							
Buffalo							

TURNOVER CHART

Opponent	– Turnovers Gained –			– Points Off TO Gained –			– Turnovers Lost –			– Points Off TO Lost –			+/-
	Fum	Int	Total	TD	FG	Points	Fum	Int	Total	TD	FG	Points	
Western Illinois	0	1	1	0	0	0	1	0	1	0	0	0	+0
at Penn State													
at Wyoming													
Toledo													
Army													
at Western Michigan													
at Eastern Michigan													
Miami													
at Akron													
at Northern Illinois													
Central Michigan													
Buffalo													
Totals	0	1	1	0	0	0	1	0	1	0	0	0	+0

Starting Lineups**OFFENSE**

	LT	LG	C	RG	RT	WR	WR	WR	FB	RB	QB
Western Illinois	Slaven	Turner	Todd	Blackwell	Kaylor	Hall	Tyler	Koch (TE)	Rudy	Jones	Plitt
at Penn State											
at Wyoming											
Toledo											
Army											
at Western Mich.											
at Eastern Mich.											
Miami											
at Akron											
at Northern Ill.											
Central Mich.											
Buffalo											

DEFENSE

	DE	NT	DE	SLB	MLB	WLB	OLB	CB	SS	FS	CB
Western Illinois	Sape	Ramsey	Jones (CB)	Ekpe	Martin	Thomas	Albright	Uzodinma	Anderson	Cosby	Wahee
at Penn State											
at Wyoming											
Toledo											
Army											
at Western Mich.											
at Eastern Mich.											
Miami											
at Akron											
at Northern Ill.											
Central Mich.											
Buffalo											

Miscellaneous Stats**IN THE RED ZONE – BALL STATE**

	No.	TD	FG	Failed	Pct.
Western Illinois	1	0	1	0	1.000
at Penn State					
at Wyoming					
Toledo					
Army					
at Western Mich.					
at Eastern Mich.					
Miami					
at Akron					
at Northern Ill.					
Central Mich.					
Buffalo					
Totals	1	0	1	0	1.000

BALL STATE BIG PLAYS (30+ yards)

Yards	Play	Opp.	Qtr	TD
49	Hall pass from Plitt	WIU	1	Y
48	Hall pass from Plitt	WIU	3	Y
37	Steele rush	WIU	4	Y
33	Steele rush	WIU	4	N

IN THE RED ZONE – OPPONENT

	No.	TD	FG	Failed	Pct.
Western Illinois	2	2	0	0	1.000
at Penn State					
at Wyoming					
Toledo					
Army					
at Western Mich.					
at Eastern Mich.					
Miami					
at Akron					
at Northern Ill.					
Central Mich.					
Buffalo					
Totals	2	2	0	0	1.000

GAME 1

WESTERN ILL.	0	7	7	10	-	21
BALL STATE	7	0	14	10	-	31

Sept. 2, 2021 | Muncie, Ind. | Scheumann Stadium (13,149) | 3:23

Strong defensive play and a second-half offensive surge helped the Ball State football team open the 2021 season with a 31-21 victory over Western Illinois Thursday night under the lights at Scheumann Stadium.

In picking up its eighth straight victory, the Cardinals (1-0) rebounded from a slow start to score 24 second-half points in front of 13,149 fans in the first game in the state of Indiana not to limit fan attendance since 2019.

"It's so cool to see that, people walking into the stadium and just to get that vibe and energy," head coach Mike Neu said about Thursday night's crowd. "I want that so much for our players. I know how hard they've worked, and it means more to them than anything to have fans in the stands. To have a full house here at Scheumann Stadium. There's nothing better than playing when you have people and there's energy and there's buzz like tonight."

The teams gave fans plenty to cheer about over the course of the game, including some solid defense in the opening half which saw the teams play to a 7-7 stalemate.

After the break, however, it was a little offensive fireworks that would get the fans going, starting with a momentum-building drive for the Cardinals. BSU would open the second half by going 68 yards in 10 plays over 4:27 in a drive that was capped by a 21-year scoring run from redshirt senior running back Will Jones.

Jones finished the night with a game-high 93 yards on 18 carries and his one touchdown.

After the Leathernecks (0-1) answered with a 75-yard touchdown strike following the kickoff, tying the score at 14, Ball State responded with three straight scores to take control.

"Western Illinois is a good football team," Neu said. "They've got some talent, they play hard, and they play physical. You have to give them credit, they have some good play makers on their football team. It was good to get a win."

BSU's first strike came on the next possession when redshirt fifth-year senior quarterback Drew Plitt found fifth-year senior wide receiver Justin Hall for a 48-yard touchdown, the second of the game for the duo who both took advantage of the extra year of eligibility granted by the NCAA due to the COVID-19 global pandemic.

Plitt and Hall also connected for a 49-yard touchdown in the first quarter to open the scoring in the game. Hall, who has caught a pass in every game of his career, extended his FBS-leading receptions streak to 44 straight games and finished the night with 137 yards on 11 receptions. Even more impressive, his 79 total yards after the catch.

Plitt would finish the night with 17 completions and 188 total yards on 28 attempts.

Leading 21-14 with 2:39 left in the third, it was the defense's turn to make another big play, and junior cornerback Nic Jones did not disappoint. He came up with his first career interception, aided by a quarterback hurry from fifth-year senior Christian Albright, and would go on to finish the night with four tackles and a pair of pass breakups.

The next momentum play for the Cardinals came from freshman running back Carson Steele, when he busted through the defensive line for a 37-yard scamper ending in his first collegiate touchdown. It was also the longest running play of the game by either squad.

Overall, Ball State out-gained Western Illinois 216 to 70 on the ground.

Ball State capped its scoring on the next possession courtesy of a 35-yard field goal from redshirt senior kicker Jake Chanove.

While WIU added a touchdown with a little over a minute left, they never threatened after Hall's second score of the day.

"Obviously we are 1-0, and that is the most important thing that happened tonight," Neu added. "But we have a lot of things we need to clean up. We didn't play a great first half and put the defense in a bad position. However, I was proud of the way we came back out in the second half, established the line of scrimmage, and did a great job of controlling the clock."

Team Statistics	WIU	BSU
First Downs	17	18
Rush Yds	70	216
Pass Yds	367	188
Passing	30-43-1	17-28-0
Total Offense	437	404
Fumbles-Lost	0-0	2-1
Penalties-Yds	7-73	5-26
Punts (Avg)	7-41.4	6-37.8
TOP	31:02	28:59
3rd Downs	3-13	5-14
4th Downs	0-2	2-2
Red Zone	2-2	1-1
Sacks (Yards)	0-0	2-10



Qtr	Time	Team	Scoring Play	Drive	Score
1	8:24	BSU	Hall 49 yd pass from Plitt (Chanove kick)	6-68 (2:05)	0-7
2	1:58	WIU	Tate 1 yd rush (Laramie kick)	13-96 (6:55)	7-7
3	10:29	BSU	Jones 21 yd rush (Chanove kick)	10-68 (4:27)	7-14
3	10:17	WIU	Houston 75 yd pass from Sampson (Laramie kick)	1-75 (0:12)	14-14
3	8:41	BSU	Hall 48 yd pass from Plitt (Chanove kick)	4-69 (1:31)	14-21
4	12:33	BSU	Steele 37 yd rush (Chanove kick)	5-67 (1:32)	14-28
4	2:50	BSU	Chanove 35 yd FG	8-57 (4:17)	14-31
4	1:19	WIU	Houston 3 yd pass from Sampson (Laramie kick)	7-75 (1:31)	21-31

WIU Leaders

Rushing	Att	Yds	TD	Long
Wanza	8	37	0	8
Choquette	5	23	0	23
Walker	4	5	0	3
Tate	2	1	1	1

Passing	C-A-I	Yds	TD	Long
Sampson	30-43-1	367	2	75

Receiving	Rec	Yds	TD	Long
Houston	12	237	2	75
Daniels	5	39	0	10
Choquette	4	30	0	9
Walker	3	19	0	10

Tackles: Lawson 14 (2 FF, 1 FR, 1 PBU), Joiner 12 (1.0 TFL), Martin 8, Benton Jr. 6, Francisco 5, Ross 4 (1 PBU)

BSU Leaders

Rushing	Att	Yds	TD	Long
Jones	18	93	1	21
Steele	7	79	1	37
Plitt	5	18	0	7
Marcus	4	17	0	9

Passing	C-A-I	Yds	TD	Long
Plitt	17-28-0	188	2	49

Receiving	Rec	Yds	TD	Long
Hall	8	137	2	49
Tyler	4	32	0	14
Jackson	3	23	0	11
Marcus	2	3	0	3

Tackles: Thomas 9 (1.0 TFL), Albright 7, Uzodinma 5, Daw 5, Martin 5 (1 PBU), Coll 5

