

W WISCONSIN FOOTBALL

19 STRAIGHT BOWLS • 14 BIG TEN CHAMPIONSHIPS • 32 CONSENSUS ALL-AMERICANS • 247 1ST TEAM ALL-BIG TEN HONORS

GAME 1

#12 WISCONSIN BADGERS

0-0, 0-0 BIG TEN



Head Coach: Paul Chryst
Record at Wisconsin: 56-19 (7th Season)
Overall Record: 75-38 (10th Season)
Record vs. Penn State: 0-2

VS

#19 PENN STATE NITTANY LIONS

0-0, 0-0 BIG TEN



Head Coach: James Franklin
Record at Penn State: 60-28 (8th Season)
Overall Record: 84-43 (11th Season)
Record vs. Wisconsin: 2-0

SATURDAY, SEPT. 4 • 11 A.M. (CT) • MADISON, WIS. • CAMP RANDALL STADIUM (80,321) • FOX

FOOTBALL — AND FANS — FINALLY RETURN TO CAMP RANDALL

- For the first time in 651 days, fans will return to Camp Randall Stadium as the 12th-ranked Badgers open the 133rd season of Wisconsin football by playing host to No. 19 Penn State on Saturday. Kickoff is set for 11 a.m., with the game airing live on FOX.
- FOX's Big Noon Kickoff also will broadcast live from Madison, beginning at 9 a.m. The popular pregame show's set will be located within the Badgerville pregame tailgate on Engineering Mall, just north of Camp Randall.
- UW hosts Penn State for the first time since 2013, and just the second time in the span of 10 seasons.
- By hosting Illinois in 2020 and Penn State in 2021, the Badgers will open consecutive seasons against Big Ten opponents for the first time since facing Michigan to begin the 1981 and 1982 campaigns.



First-team All-Big Ten TE Jake Ferguson caught 3 TD passes in last year's season-opener

KEY NOTES TO CONSIDER

- The Badgers are in their 7th season under head coach **Paul Chryst**, who is 56-19 (.747) as head coach at his alma mater. The two-time Big Ten Coach of the Year has led the Badgers to a 37-13 (.740) conference record and a 5-1 mark in bowl games. Chryst is in his 16th season overall on the Badgers' coaching staff. *Read more, Page 3*
- The Badgers return 8 starters and 23 letterwinners from a defense that, once again, was one of the nation's best units in 2020. Wisconsin allowed just 299.9 yards per game to rank 5th nationally in total defense and 17.4 points per game to stand 9th in scoring defense. *Read more, Page 5*
- **Jim Leonhard** is back for a 5th season as defensive coordinator, and 6th season on the coaching staff overall, at his alma mater. Under Leonhard — an All-America safety during his playing days at UW — the Badgers have continued their run as one of the nation's most consistently high-performing defenses. Over Leonhard's first 5 seasons on staff, Wisconsin has ranked among the nation's top 3 units in scoring defense, total defense, rushing defense and passing efficiency defense. *Read more, Page 5*
- Sophomore **Graham Mertz** returns for a 2nd season as Wisconsin's starting quarterback. He was electric in last year's season-opener, going 20-for-21 for 248 yards and 5 touchdowns against Illinois in his starting debut. Mertz has been named to preseason watch lists for the Manning Award, Davey O'Brien Award and Unitas Golden Arm Award. *Read more, Page 6*
- The Badgers return 5 of Mertz's top 7 targets from last season, headlined by senior **Jake Ferguson**, a 2020 Mackey Award semifinalist, at tight end. He led UW in every pass-catching category last season, pulling in 30 receptions for 305 yards and 4 TDs. *Read more, Page 6*
- Under the direction of 7th-year offensive line coach (and Badgers alum) **Joe Rudolph**, O-Line U will be represented by a young but talented front five that will be anchored by senior tackles **Tyler Beach** (LT) and **Logan Bruss** (RT), who each earned All-Big Ten recognition last season. *Read more, Page 7*
- Wisconsin seeks a 20th consecutive bowl game in 2021, with the Badgers having won 6 of their last 7 bowl appearances — including last year's 42-28 win over Wake Forest in the Duke's Mayo Bowl.

BY THE NUMBERS

99

With 99 receptions over the last 3 years, senior TE Jake Ferguson enters 2021 ranked No. 2 among active FBS tight ends in career catches, trailing only Iowa State's Charlie Kolar (106). Ferguson's 1,168 receiving yards rank No. 3 among active tight ends.

13

Wisconsin's defense has secured a takeaway in each of its last 13 games, the longest active streak in the Big Ten. During that stretch, which dates to a win over Iowa on Nov. 9, 2019, the Badgers have recovered 8 fumbles and intercepted 11 passes.

68

With the additions of Gary Brown (RB), Ross Kolodziej (DL) and Hank Poteat (CB), UW's 11-man coaching staff owns a combined 46 seasons of playing experience and 22 seasons of coaching experience in the league — 68 seasons of NFL experience overall.

2021 SCOREBOARD

Sept. 4	#19 PENN STATE*	11 a.m.
Sept. 11	EASTERN MICHIGAN	6 p.m.
Sept. 25	vs. Notre Dame	11 a.m.
Oct. 2	MICHIGAN*	TBD
Oct. 9	at Illinois*	2:30/3 p.m.
Oct. 16	ARMY	TBD
Oct. 23	at Purdue*	TBD
Oct. 30	IOWA*	11 a.m.
Nov. 6	at Rutgers*	TBD
Nov. 13	NORTHWESTERN*	TBD
Nov. 20	NEBRASKA*	TBD
Nov. 27	at Minnesota*	TBD
Dec. 4	Big Ten Championship	7 p.m.

* Big Ten Conference game
 Home games in **BOLD CAPS**

ON THE AIR

TV: FOX

App: FOX Sports | FOXSports.com/Live

- Play-by-Play: Gus Johnson
- Analyst: Joel Klatt
- Sideline Reporter: Jenny Taft

RADIO: BADGER SPORTS NETWORK

App: TuneIn | Satellite: Sirius 104, XM 195

- Play-by-Play: Matt Lepay
- Analysts: Mike Lucas, Mark Tauscher
- Sideline Reporter: Patrick Herb

NATIONAL RADIO: COMPASS MEDIA

- Play-by-Play: Gregg Daniels
- Analyst: Tiki Barber

SOCIAL MEDIA: #ONWISCONSIN

- Twitter: @BadgerFootball
- Instagram: @badgerfootball
- Facebook: /WisconsinFootball

SERIES HISTORY

WISCONSIN VS. PENN STATE

- Overall: Penn State leads, 10-9
- In Madison: Wisconsin leads, 6-4
- Last Meeting: Nov. 10, 2018 (State College) #21 Penn State 22, Wisconsin 10

THEY SAID IT

"As soon as you run out of that tunnel, your heart will be beating, and everything stops."

- TE **Jake Ferguson** on playing in front of a crowd once again at Camp Randall Stadium

WHAT'S INSIDE

- Media Information 2
- Quick Facts 3
- Badgers in the NFL 5
- Matchup with Penn State 9
- Coach Paul Chryst 10
- Camp Randall Stadium 11
- Roster 12
- Roster Breakdown 14
- Depth Chart 16
- Player Career Stats 17
- Season Stats (2020) 29
- Game Summaries (2020) 40
- Last Time it Happened 44

MEDIA INFORMATION

PENN STATE WEEK MEDIA SCHEDULE

8/30 MONDAY	8/31 TUESDAY	9/1 WEDNESDAY	9/2 THURSDAY	9/3 FRIDAY	9/4 SATURDAY
<p>10:30 a.m. Paul Chryst News Conference</p> <p>10:50 a.m. Jim Leonhard Availability</p> <p>11:15 a.m. Player Interviews:</p> <ul style="list-style-type: none"> ▪ QB Graham Mertz ▪ TE Jake Ferguson ▪ ILB Jack Sanborn ▪ CB Faion Hicks ▪ Others by request (3) 	No availability	No availability	<p>Noon Paul Chryst Availability (Zoom)</p>	No availability	<p>Postgame Paul Chryst News Conference and Player Interviews</p>

FOOTBALL COMMUNICATIONS

GENERAL INFORMATION

- Address: 1440 Monroe Street, Madison, WI 53711
- Website: UWBadgers.com/Football
- Press Box Phone: (608) 262-7766

BRIAN LUCAS – DIRECTOR

Chryst Interviews, Credentials

- Phone: (608) 513-3987
- Email: bml@athletics.wisc.edu
- Twitter: @BrianLucasUW



BRIAN MASON – ASSISTANT DIRECTOR

Player & Assistant Interviews, Game Notes


- Phone: (608) 279-8659
- Email: bm3@athletics.wisc.edu
- Twitter: @Brian_Mason



KELLI STEFFES – ASSISTANT DIRECTOR

Social Media

- Phone: (608) 445-4086
- Email: kg3@athletics.wisc.edu
- Twitter: @KelliSteffes



MEDIA RESOURCES

BIG TEN MEDIA EMAIL LIST

- office.bigten.org/media

OFFICIAL BIG TEN MEDIA SITE

- www.collegepressbox.com

CREDENTIALS

- go.wisc.edu/FBcredentials2021

WIRELESS INTERNET ACCESS (CAMP RANDALL)

- BadgerWiFi (connect and register with email address)

OFFICIAL SOCIAL MEDIA CHANNELS

- Twitter: @BadgerFootball
- Instagram: @badgerfootball
- Facebook: /WisconsinFootball
- YouTube: /WisconsinBadgers

INTERVIEWS

All regular-season Badgers practices are closed to the media. For the 2021 season, interviews will be conducted in-person whenever possible. Media members are expected to wear masks while conducting interviews and when in any indoor portions of Wisconsin Athletics facilities.

Chryst Interviews: During the season, head coach Paul Chryst holds a weekly news conference Mondays at approximately 10:15 a.m. in the lower level of the McClain Center. Chryst also meets the media on Thursdays via Zoom. Specific times will be shared weekly via the Wisconsin Football Today email.

Assistant Coach Interviews: Defensive coordinator Jim Leonhard holds weekly interviews on Monday, immediately following Chryst's news conference in the lower level of the McClain Center.

Player Interviews: Players are available for interviews on Monday. A group of selected players will be made available each week, and media may request additional players (maximum of 3). Player interviews will be conducted on the McClain Center field following Chryst's news conference and Leonhard's availability.

- Phone calls by players to out-of-town media are made on Mondays. Phone interviews should be requested through Brian Mason by 3 p.m. Sunday.
- Players' phone numbers will not be made available to the media, and players have been instructed not to conduct interviews without coordination by the football communications staff.

WISCONSIN FOOTBALL TODAY

The football communications staff offers daily updates during the season via the Wisconsin Football Today email. Wisconsin Football Today includes each day's schedule and availabilities and also features links to pertinent coverage of the Badgers, game-related notes and other valuable information.

The email is sent to all subscribers who have selected to receive Wisconsin football updates via the Big Ten Media Email List. Accounts can be created and updated by visiting office.bigten.org/media. Contact Adam Augustine (aagustine@bigten.org) of the Big Ten with questions on the email system.

STATS, SCHEDULES AND INFORMATION

The latest Wisconsin football news releases, schedules and statistics are available via the program's official web site at UWBadgers.com/Football.

collegepressbox is the official media website for Division I football. Access game notes, quotes, statistics, media guides, headshots, logos and more for all FBS schools, conferences, postseason games, awards and the College Football Playoff. For access, please register for an account at collegepressbox.com/register.

PHOTOS AND VIDEO FOR MEDIA USE

The Wisconsin Football Virtual Press Box offers media outlets access to information, high-resolution headshots and action photos, and archived video from Paul Chryst's weekly interview sessions. The Virtual Press Box can be accessed at go.wisc.edu/FBPressBox2021.

CREDENTIALS

Requests for 2021 Wisconsin football single-game credentials and parking, including for the Sept. 24 game vs. Notre Dame at Soldier Field in Chicago, must be made online go.wisc.edu/FBcredentials2021. Contact Brian Lucas (bml@athletics.wisc.edu) with questions.

BADGERS AT A GLANCE

HEAD COACH PAUL CHRYST

Hometown:	Madison, Wis.
Alma Mater:	Wisconsin, 1988
Career Record:	75-38 (.664)
Record at Wisconsin:	56-19 (.747)
Big Ten Record:	37-13 (.740)
Bowl Record:	6-2 (.750)

ASSISTANT COACHES

▪ Joe Rudolph (Associate Head Coach/OL)	Sideline
▪ Jim Leonhard (Defensive Coordinator/Safeties)	Sideline
▪ Bobby April III (Def. Run Game Coord./OLBs)	Sideline
▪ Bob Bostad (Inside Linebackers)	Sideline
▪ Gary Brown (Running Backs)	Sideline
▪ Chris Haering (Special Teams)	Sideline
▪ Ross Kolodziej (Defensive Line)	Sideline
▪ Hank Poteat (Cornerbacks)	Sideline
▪ Mickey Turner (Tight Ends)	Booth
▪ Alvis Whitted (Wide Receivers)	Sideline

FOOTBALL STAFF

▪ Bobby Dunn (Graduate Assistant – Offense)
▪ Manessah Garner (Graduate Assistant – Offense)
▪ Keller Chryst (Graduate Assistant – Defense)
▪ Billy Lewis (Graduate Assistant – Defense)
▪ Ryan Bright (Analyst)
▪ Alvah Hansbro (Analyst)
▪ Taylor Mehlhaff (Analyst)
▪ James Rodgers Jr. (Analyst)
▪ Shaun Snee (Director of Strength & Conditioning)
▪ John Graves (Assistant Director of Strength & Conditioning)
▪ Kyle Costigan (Assistant Strength & Conditioning Coach)
▪ Ty Taylor (Assistant Strength & Conditioning Coach)
▪ Devin Woodhouse (Assistant Strength & Conditioning Coach)

TEAM INFORMATION

▪ 2020 Overall Record:	4-3
▪ 2020 Big Ten Record/Finish:	3-3/3rd (West)
▪ 2020 Bowl Game:	Duke's Mayo (def. Wake Forest)
▪ 2020 Final Ranking (AP/Coach/CFP):	RV/RV/NR
▪ Starters Returning/Lost:	16/6
▪ Offensive Starters Returning/Lost:	8/3
Returning: QB Graham Mertz, RB Jalen Berger, WR Chimere Dike, WR Jack Dunn, TE Jake Ferguson, RG Logan Bruss, RT Tyler Beach, C Kayden Lyles	
Lost: FB Mason Stokke, LT Cole Van Lanen, LG Jon Dietzen	
▪ Defensive Starters Returning/Lost:	8/3
Returning: NT Keanu Benton, OLB Noah Burks, OLB Nick Herbig, ILB Leo Chenal, ILB Jack Sanborn, CB Faion Hicks, CB Caesar Williams, S Scott Nelson	
Lost: DE Isaihah Loudermilk, DE Garrett Rand, S Eric Burrell	
▪ Specialist Starters Returning/Lost:	3/1
Returning: PK Collin Larsh, KO Jack Van Dyke, P Andy Vujnovich	
Lost: LS Adam Bay	
▪ Letterwinners Returning/Lost:	47/15
Offensive Letterwinners:	20/9
Defensive Letterwinners:	23/5
Specialist Letterwinners:	4/1

TEAM HISTORY

▪ First Year of Football:	1889
▪ Record (Years):	719-502-53 (133rd)
▪ Big Ten Record (Years):	388-379-41 (126th)
▪ Big Ten Championships (Last):	14 (2012)
▪ All-Time Bowl Record:	17-15
▪ Consensus All-America Selections:	32
▪ First Team All-Big Ten Selections:	247

FOR STARTERS

■ Wisconsin seeks to win its season-opening game for the 6th consecutive season, dating to 2016. Dating to 2000, the Badgers have won 19 of their last 21 season openers.

■ The Badgers have a 25-game win streak in home openers at Camp Randall Stadium, a run that dates to 1996 and matches Oklahoma State for the 2nd-longest run among FBS teams. Only Florida (31) owns a longer active win streak in home openers.

■ The Badgers have opened a season at home against Big Ten competition 9 previous times, going 4-5 in those games.

■ In No. 19 Penn State, the Badgers face a ranked Big Ten opponent in their season opener for the first time since scoring a 21-14 win over No. 1-ranked Michigan at Camp Randall Stadium on Sept. 12, 1981.

GOING BOWLING

■ Wisconsin has played in a bowl game for the last 19 consecutive seasons, the longest active streak in the Big Ten and the third-longest in the FBS:

ACTIVE BOWL GAME STREAKS

Team	Streak
1. Georgia	24
2. Oklahoma	22
3. Wisconsin	19
4. Alabama	17
5. Clemson	16

■ Since 1993, Wisconsin has made 9 appearances in the current New Year's Six bowl games (7 Rose Bowl appearances, 1 Cotton Bowl, 1 Orange Bowl). Among Big Ten teams, only Ohio State (18) has been to more New Year's Six games over that span.

LEAGUE LEADER

■ The Badgers are 44-14 (.759) in conference play over the last 7 seasons (2014-20), since the Big Ten went to its current divisional alignment. Only Ohio State (53-4, .930) has a better league record over that span.

■ The Badgers' 44-14 mark matches the fifth-best conference record of any Power Five team during that time frame:

CONFERENCE WIN PCT., 2014-20 (POWER 5)

Team (Conf. Record)	Win Pct.
Ohio State (53-4, Big Ten)	.930
Alabama (53-5, SEC)	.914
Clemson (52-5, ACC)	.912
Oklahoma (52-10, Big 12)	.839
Wisconsin (44-14, Big Ten)	.759
Georgia (43-14, SEC)	.754

■ The Badgers won the Big Ten West Division 4 times in the first 6 years of the league's current divisional setup.

■ The Badgers own a 32-8 (.800) record vs. the Big Ten West since the league moved to its current divisions in 2014.

SEASON SEVEN FOR CHRYST

■ **Paul Chryst** ranks 4th on the Badgers' all-time coaching wins list with a 56-19 record.

■ Named Big Ten Coach of the Year in 2016 and 2017, Chryst owns a mark of 37-13 (.740) in conference play and has led the Badgers to 3 Big Ten West Division titles.

■ Chryst is 5-1 in bowl games as UW's head coach, with victories in the Holiday, Cotton, Orange, Pinstripe and Duke's Mayo bowls.

■ Chryst is the 5th coach in school history – and 4th in the modern era (since 1946) – to win 50 games at Wisconsin:

WINS AS WISCONSIN COACH, ALL-TIME

Coach (Years)	Wins
1. Barry Alvarez (1990-2005)*	119
2. Bret Bielema (2006-12)	68
3. Phil King (1896-1902, '05)	65
4. Paul Chryst (2015-present)	56
5. Milt Bruhn (1956-66)	52
6. Dave McClain (1978-85)	46

* Also served as coach in 2 bowl games (2012, 2014)

■ In 2019, Chryst passed Dave McClain (1978-85) on UW's wins list – Chryst played at UW under McClain from 1984 until McClain's passing in April of 1986.

■ In 2020, Chryst passed Milt Bruhn (1956-66), who coached Chryst's father, George, as a Badger.

■ In just 5 years, Chryst tied Barry Alvarez and Bret Bielema for the most 10-win seasons by a coach in school history, with 4.

■ At 52-16 in his first 5 seasons, Chryst became the 3rd coach in modern Big Ten history (1946-present) – and the 5th all-time – to win at least 50 games in his first 5 seasons at a conference school.

■ Ohio State's Urban Meyer (61) is the only modern-era coach to win more games in his first 5 seasons as a league head coach:

WINS IN FIRST 5 SEASONS, BIG TEN COACHES

Coach	Wins
Urban Meyer, Ohio State (2012-16)	61
Fielding Yost, Michigan (1901-05)*	55
Henry Williams, Minnesota (1900-04)*	55
Paul Chryst, Wisconsin (2015-19)	52
Jim Tressel, Ohio State (2001-05)*	50

* College Football Hall of Famer

■ With a 40-10 record through his first 50 games as head coach at UW, Chryst became the 3rd coach in modern Big Ten history (since 1946) to win at least 40 of his first 50 career games at a league school:

WINS THRU 50 GAMES, BIG TEN (1946-)

Coach (Years)	Record
Urban Meyer, Ohio State (2012-15)	47-3
Bo Schembechler, Michigan (1969-73)	44-6
Paul Chryst, Wisconsin (2015-18)	40-10

■ With records of 10-3, 11-3 and 13-1 in his first 3 seasons at the helm of his alma mater, Chryst (2015-17) joined Michigan's Fielding Yost (1901-03) and Ohio State's Urban Meyer (2012-14) as the only coaches in league history to win 10-plus games in each of their first 3 seasons.

2020 BIG TEN STANDINGS

EAST	Conference		Division		Overall	
	W-L	Pct.	W-L	Pct.	W-L	Pct.
Ohio State* [^]	5-0	1.000	4-0	1.000	7-1	.875
Indiana	6-1	.857	5-1	.833	6-2	.750
Penn State	4-5	.444	3-3	.500	4-5	.444
Maryland	2-3	.400	1-2	.333	2-3	.400
Rutgers	3-6	.333	2-4	.333	3-6	.333
Michigan	2-4	.333	1-3	.250	2-4	.333
Michigan State	2-5	.286	1-4	.200	2-5	.286

WEST	Conference		Division		Overall	
	W-L	Pct.	W-L	Pct.	W-L	Pct.
Northwestern*	6-1	.857	5-0	1.000	7-2	.778
Iowa	6-2	.750	4-2	.667	6-2	.750
Wisconsin	3-3	.500	2-2	.500	4-3	.571
Minnesota	3-4	.429	3-2	.600	3-4	.429
Nebraska	3-5	.375	1-4	.200	3-5	.375
Purdue	2-4	.333	2-3	.400	2-4	.333
Illinois	2-6	.250	1-5	.167	2-6	.250

[^] Big Ten champion
^{*} Division champion

BADGERS IN THE RANKINGS

Week	AP	Coaches	CFP
Preseason	12	15	--
Sept. 5			
Sept. 12			
Sept. 19			
Sept. 26			
Oct. 3			
Oct. 10			
Oct. 17			
Oct. 24			
Oct. 31			
Nov. 7			
Nov. 14			
Nov. 21			
Nov. 28			
Dec. 5			
Final			

THE POWER OF US

The last year has challenged our country to champion diversity and inclusion across every aspect of life. This has fanned a flame within the hearts of UW's own champions, from every field of play, to bring our campus closer together.

Wisconsin student-athletes are no strangers to inspiring connections through their actions, however these moves must extend beyond the field, ice or court.



Wisconsin Athletics aims to empower Black students-athletes to connect with Black students and the greater student body, providing ways to foster moments of connection in order to build a better community and a better UW. Student-athletes have the power to shift and build momentum to shape what a diverse campus looks and feels like, creating teammates on and off the field.

In 2021, the Wisconsin Athletic Department and student-athletes want to reshape the campus experience by reminding everyone of The Power of Us.



■ Wisconsin had won 10 or more games in a season just 3 times before Chryst joined the Badgers' coaching staff as offensive coordinator in 2005. In his 12 full seasons on staff since, the Badgers have posted double-digit win totals 9 times.

■ Overall, the Badgers are 134-47 (.740) with Chryst as a member of the UW coaching staff, including stints as tight ends coach (2002), offensive coordinator (2005-11) and head coach (2015-present).

CHRYST CALLS THE SHOTS

■ For the 2021 season, Chryst has returned to his role as playcaller for the Badgers' offense while also once again taking on responsibility as UW's quarterbacks coach.

- Chryst spent 6 seasons as the Badgers' QBs coach from 2006-11 while also serving as offensive coordinator. He also directly coached quarterbacks during his first 3 seasons as head coach at UW, from 2015-17.
- Former Wisconsin QB Jon Budmayr served as quarterbacks coach for the last 3 seasons before departing to take over as offensive coordinator at Colorado State for 2021.

■ Chryst developed a reputation for highly-efficient offenses as the Badgers' coordinator from 2006-11. Over his last two seasons as coordinator (2010-11), UW averaged 42.9 points per game, 3rd among Power Five teams over that time frame — only Oregon (46.5 ppg) and Oklahoma State (46.5) averaged more.

■ Since Chryst's return to Madison in 2015, the Badgers have averaged 30.1 points per game, 4th-best among Big Ten teams (Ohio State 41.2, Penn State 33.8, Michigan 32.4).

■ Over Chryst's 6 seasons as head coach, Wisconsin is 1 of just 8 Power Five programs to both average 200-plus rushing yards per game and post a pass efficiency rating of at least 135.0. UW joins Alabama, Clemson, Georgia, Louisville, Ohio State, Oklahoma and Oregon on that list.

- The Badgers have averaged 211.8 rushing yards per contest and have a pass efficiency mark of 135.6 during those 6 years.

COACHING CONNECTIONS

■ In head coach **Paul Chryst** and assistant coaches **Ross Kolodziej**, **Jim Leonhard**, **Joe Rudolph** and **Mickey Turner**, UW has 5 alums among its 11 full-time coaches.

■ A total of 11 current FBS head coaches either previously coached (9) or played (3) at Wisconsin. Paul Chryst fits both categories, having played for the Badgers from 1984-88 and served two stints as an assistant at UW (2002 and 2005-11). Here is that list:

FBS HEAD COACHES WITH WISCONSIN TIES

Coach, School	Years at UW
Dave Aranda, Baylor	2013-15
Bret Bielema, Illinois	2004-12
Craig Bohl, Wyoming	1987-88
Paul Chryst, Wisconsin	2002, 2005-11
Dave Doeren, NC State	2006-10
Thomas Hammock, Northern Illinois	2011-13
Lance Leipold, Kansas	1991-93
Sean Lewis, Kent State	*2006-07
Jay Norvell, Nevada	1992-94
Mel Tucker, Michigan State	*1990-92, 94
Justin Wilcox, Cal	2016

* Years lettered as a player

■ Four of those coaches previously served as defensive coordinator at Wisconsin: Bret Bielema (2004-05), Dave Doeren (2006-10), Dave Aranda (2013-15) and Justin Wilcox (2016).

■ Along with Kent State's Sean Lewis — a quarterback and tight end for the Badgers during Paul Chryst's run as offensive coordinator at UW — current Oregon State head coach Jonathan Smith also played under Chryst, who was offensive coordinator and quarterbacks coach for the Beavers during Smith's playing days. Smith also served as a graduate assistant on the Oregon State staff when Chryst returned to the same post in 2003.

PIPELINE TO THE PROS

- Wisconsin had 31 players on NFL rosters for the final weekend of the 2021 Preseason:

BADGERS IN THE NFL (31)

Player	at UW	Pos.	NFL Team
Zack Baun	2015-19	OLB	New Orleans
Beau Benzschawel	2015-18	OL	Washington
Tyler Biadasz	2016-19	OL	Dallas
Vince Biegel	2012-16	OLB	Miami
Eric Burrell	2016-20	S	New Orleans
Quintez Cephus	2016-19	WR	Detroit
Corey Clement	2013-16	RB	N.Y. Giants
Ryan Connelly	2015-18	ILB	Minnesota
Michael Deiter	2015-18	OL	Miami
David Edwards	2016-18	OL	L.A. Rams
T.J. Edwards	2015-18	ILB	Philadelphia
Alex Erickson	2012-15	WR	Houston
Melvin Gordon	2011-14	RB	Denver
Garrett Groshok	2016-20	RB	Las Vegas
Rob Havenstein	2010-14	OL	L.A. Rams
Alec Ingold	2015-18	FB	Las Vegas
Natrell Jamerson	2013-17	S	New Orleans
Isaiahh Loudermilk	2016-20	DE	Pittsburgh
Dare Ogunbowale	2012-16	RB	Jacksonville
Ryan Ramczyk	2015-16	OL	New Orleans
Joe Schobert	2012-15	OLB	Pittsburgh
Jonathan Taylor	2017-19	RB	Indianapolis
Andrew Van Ginkel	2017-18	OLB	Miami
Cole Van Lanen	2016-20	OL	Green Bay
Derek Watt	2011-15	FB	Pittsburgh
J.J. Watt	2009-10	DE	Arizona
T.J. Watt	2013-16	OLB	Pittsburgh
James White	2010-13	RB	New England
Rachad Wildgoose	2018-20	CB	Buffalo
Russell Wilson	2011	QB	Seattle
Kevin Zeitler	2009-11	OL	Baltimore

(PS) – Practice Squad
(IR) – Injured Reserve

- A total of 31 Badgers saw action in at least one NFL game during the 2020 season, combining to play 17,020 snaps in 402 games (212 starts).
 - 11 skill players combined to score 33 touchdowns and account for 4,743 yards from scrimmage.
 - 11 defensive players combined to start 76 games, make 392 tackles, 58 TFLs, 30 sacks and score 3 touchdowns
- Pittsburgh OLB T.J. Watt was named first-team All-Pro for the second straight season, while New Orleans T Ryan Ramczyk earned a third consecutive All-Pro nod. The Badgers were both first-round picks in the 2017 NFL Draft.
- Wisconsin was the only school to have 4 offensive linemen play at 1,000 snaps in NFL games in 2020 (David Edwards, Rob Havenstein, Ryan Ramczyk and Kevin Zeitler). In all, 9 Badgers offensive linemen saw NFL action in 2020.
- Along with Alabama, UW was one of two schools to produce 2 of the top 10 rushers in the league (RBs Jonathan Taylor and Melvin Gordon).
- The Badgers have been represented by at least 1 player in each of the last 14 Pro Bowls.

LEONHARD LEADS THE DEFENSE

■ **Jim Leonhard** is in his 5th season as Wisconsin's defensive coordinator, and 6th season on the UW staff overall, in 2021.

■ Leonhard's unit was once again one of the most formidable in college football last season, ranking in the top 10 nationally in scoring defense, total defense and rushing defense:

WISCONSIN DEFENSE, 2020

Category	FBS Rank	Mark
Scoring Defense	T-9th	17.4 ppg
Total Defense	5th	299.9 ypg
Rushing Defense	5th	96.1 ypg
Pass Efficiency Defense	12th	116.2
Opp. Completion Pct.	2nd	50.5%
Opp. 3rd Down Conversions	5th	28.7%
Opp. 4th Down Conversions	4th (2-11)	18.2%

■ The Badgers have continued to build on their reputation as one of the nation's top defensive programs under Leonhard's direction, as evidenced by the numbers since he joined the staff in 2016:

WISCONSIN DEFENSE, 2016-20

Category	FBS Rank	Mark
Scoring Defense	3rd	17.2 ppg
Total Defense	3rd	298.1 ypg
Rushing Defense	4th	110.4 ypg
Passing Defense	5th	187.6 ypg
Pass Efficiency Defense	3rd	109.8
Opp. Completion Pct.	2nd	52.3%
Opp. 3rd Down Conversions	2nd	30.3%

■ The Badgers have held opponents without an offensive touchdown 10 times in 48 games with Leonhard as defensive coordinator.

■ Wisconsin grabbed a total of 76 interceptions during Leonhard's first 5 seasons on staff, 3rd-most among Power Five teams during that stretch and trailing only Clemson (79) and Alabama (78).

■ The Badgers have forced 116 turnovers during Leonhard's time on staff, matching Boston College for 4th most among Power Five schools during that span and trailing only Alabama (124), Clemson (124) and Ohio State (118).

SECOND(ARY) TO NONE

■ Wisconsin returns 3 of 4 primary starters from last season's secondary in senior cornerbacks **Faion Hicks** and **Caesar Williams** and senior safety **Scott Nelson**.

■ Of the 7 players who started a game in the secondary in 2020, 5 return. CB Rachad Wildgoose (Buffalo) and S Eric Burrell (New Orleans) have moved on to the NFL, but back are **Hicks**, **Williams**, **Nelson**, CB **Donte Burton** and S **Collin Wilder**. In all, 11 letterwinners return to the Badgers' defensive backfield.

■ The Badgers boast 82 returning starts in the secondary, 8th-most among Power Five teams for 2021 and trailing only Indiana (138) and Minnesota (90) among Big Ten teams.

■ **Jim Leonhard** returns for a 6th year coaching defensive backs at his alma mater but, for the first time, is splitting those duties. Leonhard continues to oversee the safeties, while **Hank Poteat** has been added to the staff to coach

UW's cornerbacks. Both Leonhard and Poteat played 10 seasons in the NFL.

FRESH LOOK UP FRONT

■ Wisconsin's defensive line also has a new coach, with **Ross Kolodziej** in his first season with oversight of the position he played at UW from 1997-2000. Kolodziej spent the previous 6 seasons as the Badgers' head football strength and conditioning coach before moving to his new on-field coaching role.

- During his time leading the Badgers' weight room, UW produced 11 first-team All-Americans, including six consensus All-America selections, and sent 33 players to the NFL.

- Kolodziej was a 45-game starter at UW and helped the Badgers claim back-to-back Big Ten and Rose Bowl titles in the 1998 and 1999 seasons. He went on to play 7 seasons in the NFL.

■ The Badgers lost a pair of multiple-year starters in defensive ends Isaiahh Loudermilk (now playing for the Pittsburgh Steelers) and Garrett Rand following the 2020 season.

■ Senior DE **Matt Henningsen**, a former walk-on with 16 career starts, returns to anchor a relatively young group that features projected starters in junior NT **Keanu Benton** and junior DE **Isaiah Mullens**.

MEN IN THE MIDDLE

■ Senior ILB **Jack Sanborn** is back after leading the Badgers in tackles in each of the previous two seasons.

- The MVP of last year's Duke's Mayo Bowl – he had 11 tackles, 2.0 TFLs and an interception in the win over Wake Forest – Sanborn has started all 21 games over the last two years and racked up 132 tackles, 13.0 TFLs, 6.5 sacks and 4 interceptions during that stretch.

- Third-team All-Big Ten a year ago, Sanborn enters the season on watch lists for the Bednarik Award, Butkus Award, Lott IMPACT Trophy, Nagurski Trophy and Lombardi Award.

■ Also returning is junior ILB **Leo Chenal**, who started all 7 games last year and ranked second on the team with 46 total tackles to go with 6.0 TFLs and a team-high 3.0 sacks. Chenal earned All-Big Ten honorable mention in 2020.

OUTSIDE BACKERS

■ Playing outside linebacker at Wisconsin has become a ticket to the pros in recent years, with 5 Badgers OLBs having been selected over the last 5 NFL drafts:

- A first-round pick in 2017, **T.J. Watt** has earned first-team All-Pro honors each of the last two seasons and is joined in Pittsburgh by 2016 draft pick a former Pro Bowler **Joe Schobert**. Miami also boasts a pair of Badgers outside 'backers in **Vince Biegel** and **Andrew Van Ginkel**, while 2020 third-round pick **Zack Baun** should see significant action for New Orleans in his second pro season.

PRESEASON HONORS & AWARDS

PAUL CHRYST, HEAD COACH

- Dodd Trophy watch list

TYLER BEACH, SR., OL

- Preseason All-Big Ten (Athlon 4th)

KEEANU BENTON, JR., DL

- Preseason All-Big Ten (Athlon 4th)

JALEN BERGER, R-FR., RB

- Doak Walker Award watch list
- Preseason All-Big Ten (Athlon 2nd)

LOGAN BRUSS, SR., OL

- Outland Trophy watch list
- Senior Bowl watch list
- Preseason All-Big Ten (Athlon 2nd, Phil Steele 3rd)

DEVIN CHANDLER, R-FR., KR

- Preseason All-Big Ten (Athlon 3rd)

LEO CHENAL, JR., ILB

- Preseason All-Big Ten (Phil Steele 2nd, Athlon 3rd)

DANNY DAVIS, SR., WR

- Senior Bowl watch list

JAKE FERGUSON, SR., TE

- John Mackey Award watch list
- Lombardi Award watch list
- Senior Bowl watch list
- Preseason All-America (Phil Steele 4th)
- Preseason All-Big Ten (Athlon 1st, Phil Steele 1st)

MATT HENNINGSSEN, SR., DE

- William V. Campbell Trophy nominee
- Senior Bowl watch list

NICK HERBIG, SO., OLB

- Preseason All-Big Ten (Athlon 4th)

FAION HICKS, SR., CB

- Wuerffel Trophy watch list
- Senior Bowl watch list
- Preseason All-Big Ten (Phil Steele 4th)

KAYDEN LYLES, SR., C

- Rimington Trophy watch list

GRAHAM MERTZ, SO., QB

- Manning Award watch list
- Davey O'Brien Award watch list
- Johnny Unitas Golden Arm Award watch list
- Preseason All-Big Ten (Phil Steele 3rd, Athlon 4th)

KENDRIC PRYOR, SR., WR

- Senior Bowl watch list

JACK SANBORN, SR., ILB

- Bednarik Award watch list
- Butkus Award watch list
- Lombardi Award watch list
- Lott IMPACT Trophy watch list
- Nagurski Trophy watch list
- Senior Bowl watch list
- Big Ten Preseason Honors
- Preseason All-America (Athlon 4th, Phil Steele 4th)
- Preseason All-Big Ten (Phil Steele 1st)

CAESAR WILLIAMS, SR., CB

- Preseason All-Big Ten (Athlon 4th)

■ Sophomore **Nick Herbig** is making a case to be the next Badger in that pro pipeline following a debut season in which he started all 7 games as a freshman while tying for the team lead with 6.0 TFLs among his 26 total tackles.

■ The Badgers also are boosted by the return of sixth-year senior **Noah Burks**, who has started 20 consecutive games at OLB, dating to Week 2 of the 2019 season. That year, Burks racked up 7.0 TFLs, 2.0 sacks and 5 passes defended.

MERTZ LOOKS FOR MORE

■ Sophomore **Graham Mertz** returns as the Badgers' starting quarterback, looking to build on a 7-game rookie campaign that saw him complete 61.1% of his passes for 1,238 yards, 9 touchdowns and 5 interceptions.

■ Mertz opens his 2nd campaign as a pre-season candidate for every major quarterback award, earning a spot on watch lists for the Manning Award, Davey O'Brien Award and Johnny Unitas Golden Arm award.

■ Last year's season opener was a dazzling debut for Mertz, who became the first Wisconsin freshman to start an opener at quarterback in 42 years. He went 20-for-21 — opening with 17 straight completions to match the school record — and threw for 248 yards, 5 touchdowns and no interceptions to post an astronomical 273.0 pass efficiency rating.

■ His 5 TD passes tied the highest single-game total in UW history, matching the record set by Darrell Bevell vs. Nevada in 1993 and Jim Sorgi vs. Michigan State in 2003.

■ Mertz set the school record for completion percentage, at 95.2%, to surpass Alex Hornibrook's mark of 94.7% (18-for-19) vs. BYU on Sept. 16, 2017.

■ Mertz was an effective passer in the red zone, going 13-for-21 (61.9%) with 7 touchdowns against a single interception (201.6 pass efficiency rating).

■ In UW's 4 wins, Mertz completed 68.8% of his passes, throwing 8 touchdown passes and no interceptions.

FERGUSON A FINE TARGET

■ Senior TE **Jake Ferguson** returns after leading the Badgers in receptions (30), receiving yards (305) and touchdown catches (4) last season en route to being named first-team All-Big Ten and a semifinalist for the Mackey Award.

■ Ferguson enters 2021 ranked No. 2 among active FBS tight ends, with 99 career receptions. Only Iowa State's Charlie Kolar (106) has more career catches.

■ Ferguson ranks No. 3 among active FBS tight ends in receiving yards, with 1,168 to his name. He trails Kolar (1,425) and Memphis' Sean Dykes (1,169).

■ Ferguson became the 11th tight end in school history to lead the team in receptions for a season. If he does so again in 2021, he will join Troy Fumagalli (2016-17) and Travis Beckum (2006-07) as the only UW tight ends to do so twice.

■ Ferguson's 1,168 receiving yards place him 23rd on UW's career list, and 5th among tight ends all-time at Wisconsin:

CAREER RECEIVING YARDS, TIGHT ENDS (UW)

Rk.	Player	Years	Yards
5.	Travis Beckum	2006-08	2,149
13.	Troy Fumagalli	2014-17	1,627
16.	Garrett Graham	2006-09	1,492
19.	Jacob Pedersen	2010-13	1,394
23.	Jake Ferguson	2017-pres.	1,168
25.	Lance Kendricks	2007-10	1,160

■ Ferguson has caught at least one pass in each of his 33 career games. That string of 33 consecutive games is the 4th longest active streak by an FBS player:

CONSEC. GAMES WITH REC., FBS (ACTIVE)

1.	Justin Hall, Ball State	*43
2.	JD Spielman, Nebraska/TCU	*37
	CT Thomas, Boise State	37
4.	Jake Ferguson, Wisconsin	*33
5.	Cornelius McCoy, Georgia State	*32
	Emeka Emezie, NC State	32

* Every game played in career

■ With 1 catch for 21 yards in the Duke's Mayo Bowl, Ferguson passed Travis Beckum's run of 32 straight games with a catch (2006-08) for the longest such streak by a UW tight end.

■ Ferguson hauled in a career-best 3 touchdowns as part of his career-high 7 catches for 72 yards in last year's season opener vs. Illinois.

■ Ferguson became the 9th player in UW history to catch at least 3 TDs in one game and the third Badgers tight end to do so in the last 50 years, joining Owen Daniels (2005) and Garrett Graham (2009).

WELL-RECEIVED NEWS

■ Wisconsin's top 4 targets among wide receivers return for 2021, with 3 of those — "super seniors" **Danny Davis**, **Jack Dunn** and **Kendric Pryor** — electing to take advantage of an additional year of eligibility.

■ Also back is sophomore **Chimere Dike**, who started 6 games as a rookie last season when Davis and Pryor missed extended portions of the season due to injury.

■ Davis enters his fifth and final season ranked just behind TE Jake Ferguson (1,168) on UW's all-time receiving yardage list, sitting 24th with 1,164 career yards on 99 receptions, including 12 touchdowns. He played in just 2 games last season.

■ A sixth-year senior, Pryor appeared in just 3 games in 2020 and needs 151 yards to hit 1,000 for his career.

■ A former walk-on, Dunn stepped up down the stretch in 2020 and made 3 starts. He was essential to the Badgers' overtime win over Minnesota on Dec. 19, pulling in 7 catches for 76 yards — both career highs — and a crucial third-quarter TD. He added 6 more grabs for 60 yards in the win over Wake Forest in the Duke's Mayo Bowl.

SITUATIONAL RECORDS

	2020	Under Chryst
vs. Top 25 opponents (AP/Coaches)	0-3	10-14
vs. Top-10 opponents (AP/Coaches)	0-1	4-9
UW scores first	2-0	39-8
Opponent scores first	2-3	17-12
UW leads after 1st quarter	2-0	35-6
Opponent leads after 1st quarter	2-1	12-7
UW leads at halftime	2-0	47-5
Opponent leads at halftime	0-3	4-14
UW leads after 3rd quarter	4-0	51-4
Opponent leads after 3rd quarter	0-3	5-15
Overtime games	1-0	3-1

WISCONSIN OFFENSE

SCORING: 20+ points	4-0	53-7
SCORING: 30+ points	3-0	37-1
TOTAL OFFENSE: 400+ yards	2-0	41-4
TOTAL OFFENSE: 500+ yards	--	10-0
RUSHING: 200+ yards	1-0	33-5
RUSHING: 300+ yards	1-0	16-0
RUSHING ATT: 40 or more	3-1	44-5
PASSING: 200+ yards	1-2	23-7
PASSING: 300+ yards	--	3-0
PASSING ATT: 25 or more	1-3	19-16
1ST DOWNS: at least 20	2-1	40-8
3RD DOWN: convert at least 40%	2-1	38-6
TURNOVERS: two or less	4-2	50-10
AVG. FIELD POSITION: 30 or better	3-1	39-6

WISCONSIN DEFENSE

SCORING: allow 15 points or less	2-1	32-4
SCORING: allow 20 points or less	3-2	44-5
TOTAL OFFENSE: allow 300 yards or less	2-2	36-5
RUSHING: allow 150 yards or less	4-3	51-9
RUSHING: allow 100 yards or less	1-2	36-4
PASSING: allow 150 yards or less	1-1	19-7
PASSING: allow 100 yards or less	1-0	8-2
1ST DOWNS: allow 15 or less	2-2	32-6
3RD DOWN: opp. convert 33% or less	2-2	39-8
TURNOVERS: opponent has two or more	3-0	34-5
AVG. FIELD POSITION: 30 or worse	3-2	46-9
AVG. FIELD POSITION: 20 or worse	--	5-0

TEAM COMPARISON

RUSHING YARDS: UW has more	4-2	54-9
PASSING YARDS: UW has more	1-1	27-7
TURNOVERS: UW has fewer	3-0	32-2
TIME OF POSSESSION: advantage	4-3	51-9
FIRST DOWNS: UW has more	2-2	44-7
AVG. FIELD POSITION: UW advantage	3-1	43-5
PENALTIES: UW has fewer	3-1	24-4
SPECIAL TEAMS SCORE: UW scores	--	3-1

WISCONSIN INDIVIDUALS

RUSHING: 100-yard rusher	1-0	39-8
PASSING: 200-yard passer	1-2	21-9
RECEIVING: 100-yard receiver	--	10-1
RUSH/PASS: 100-yd rusher/200-yd passer	--	13-3

THAT'S O-LINE U TO YOU

■ The program named "O-Line U" by NFL.com for its ability to produce pros looks to continue the tradition of outstanding line play under the guidance of 7th-year O-line coach **Joe Rudolph**, himself a former Badgers lineman.

■ The Badgers imposing front is anchored by a pair of senior tackles in LT **Tyler Beach** and RT **Logan Bruss**.

- Beach moves to the left side after starting 6 games at right tackle in 2020.

- That's the spot Bruss occupied in 2019, when he started 12 of 14 games at right tackle, before primarily playing right guard in 2020 (5 starts). All told, Bruss owns 25 career starts, including 3 as a jumbo tight end. He enters the 2021 season on the Outland Trophy watch list.

■ Rudolph has plenty of options on the interior, with senior **Josh Seltzer**, junior **Cormac Sampson**, junior **Michael Furtney** and redshirt freshman **Jack Nelson** all expected to see time at guard and the duo of senior **Kayden Lyles** and sophomore **Joe Tippmann** the names to know at center.

■ The Badgers' run of producing NFL offensive linemen has continued with last year's starting left tackle, **Cole Van Lanen**, selected by Green Bay in the 2021 NFL Draft.

- Van Lanen joins a crop of 9 Wisconsin offensive line products who appeared in NFL games last season, combining to play 6,440 snaps over 119 total games (including 83 starts). New Orleans LT **Ryan Ramczyk**, a 2017 first-round pick from UW, was named All-Pro for the 3rd straight season.

IT'S RUNNING BACK U, TOO

■ Wisconsin has turned over its storied running back tradition to a man with an impressive resume of his own, with longtime NFL coach **Gary Brown** taking over as mentor of the Badgers' backfield for 2021.

- Brown spent 7 seasons coaching running backs for the Dallas Cowboys from 2013-19, with DeMarco Murray and Ezekiel Elliott (twice) claiming NFL rushing titles under his direction. Brown spent 8 years as a pro running back himself, posting a pair of 1,000-yard seasons.

■ Brown takes over a revamped room that returns 2020 leading rusher **Jalen Berger** and has been bolstered by the addition of Clemson transfer **Chez Mellusi**.

- Berger saw action in 4 games last season, carrying exactly 15 times in each contest and totaling 301 yards (5.0 ypc). His most impressive performance came in his collegiate debut at Michigan, running for 87 yards and a touchdown while pulling in 2 catches for 13 yards.

- A junior, Mellusi comes to Madison after spending 2 seasons as backup to consensus All-American Travis Etienne at Clemson. The Naples, Fla., product appeared in 22 games for the Tigers, carrying 71 times for 427 yards (6.0 ypc) and 6 touchdowns.

■ The Badgers' rushing attack should be bolstered further by speedy junior **Isaac Guerendo**, whose impact has been limited by injury over the last 2 seasons.

■ The Indiana state champion sprinter — who was "disappointed" when his team-leading top speed (23.93 mph) showed up just shy of his 24-mph goal over the summer — was able to play in just 1 game last season but flashed his potential with a blazing 49-yard kickoff return at Minnesota in 2019.

SUPER SENIORS

■ The Badgers will benefit from the return of 7 players who chose to take advantage of an extra season of eligibility granted in response to the COVID-19 pandemic. Of Wisconsin's "Super Seniors," 6 received a 6th season of competition and 1 (WR Danny Davis) received a 5th season:

- OLB **Noah Burks**
- WR **Danny Davis**
- WR **Jack Dunn**
- ILB **Mike Maskalunas**
- WR **Kendric Pryor**
- S **Collin Wilder**
- CB **Caesar Williams**

FEELING FREAKY

■ Wisconsin had 3 players among those to the annual college football "Freaks List" compiled by writer Bruce Feldman of The Athletic:

- No. 22: junior ILB **Leo Chenal** — *The 6-2, 255-pound junior (31 tackles, six TFLs in 2020) is one of eight Badgers who bench 400 pounds or more. Chenal does 420 and cleans 385. The big man clocked a 4.00 time in the pro agility and has hit a top speed of 20.95 MPH on the GPS. He's also broad jumped 10-1. Technically, Chenal isn't the strongest Chenal on the team — big brother John, a senior fullback, benches five pounds more and squats 620, but he isn't quite as Freaky in terms of his speed and agility.*
- No. 63: senior DE **Matt Henningsen** — *Not only are the 6-3, 291-pounder's test numbers dazzling, he's phenomenal in the classroom too. Henningsen is a grad student in electrical engineering and had a 4.0 GPA as an undergrad. As for his Freak credentials, he's vertical jumped 34.5-inches, broad jumped 9-10 1/2, power cleaned 410; back squatted 675 and reached 19.34 mph on the GPS. Three years ago Henningsen became the first Wisconsin walk-on since at least 1990 to start a season opener as a freshman. In his career he has made 58 tackles, 7.5 TFLs and five sacks.*
- No. 87: senior P **Andy Vujnovich** — *The Badgers are so well-represented here, even their punter is a stud. A jacked 6-3, 230-pound dude who averaged 41.6 yards per punt in 2020, he's here due to some crazy measurables: a 35-inch vert; a pro agility time quicker than most defensive backs (4.00 seconds); a 10-yard split of 1.54, and he benches 395.*

DECORATED DECADE

- The decade of the 2010s proved to be the most successful in modern history for the Wisconsin football program, which continued to establish itself as one of the nation's most consistent powers over the last 10 years.
- The Badgers won 102 games at a clip of .756 (102-33) and posted 7 double-digit win seasons while qualifying for a bowl game in all 10 years – including 6 New Year's Six bowl appearances.

WINS (FBS, 2010-19)

1. Alabama	124
2. Ohio State	117
3. Clemson	117
4. Oklahoma	109
5. Boise State	107
6. LSU	103
7. Wisconsin	102

CONFERENCE WIN PCT. (POWER FIVE, 2010-19)

1. Ohio State	74-10 (.881)
2. Alabama	69-11 (.863)
3. Clemson	68-12 (.850)
4. Oklahoma	73-16 (.820)
5. Wisconsin	64-20 (.762)

NEW YEAR'S SIX BOWL APPEARANCES (2010-19)

1. Alabama, Clemson, Ohio State, Oklahoma	8
5. Wisconsin	6
Florida State	6

- Wisconsin produced 11 consensus first-team All-Americans, matching Clemson for 4th most in the decade:

CONSENSUS ALL-AMERICANS (2010-19)

1. Alabama	27
2. Florida State	13
LSU	13
4. Wisconsin	11
Clemson	11

- Including 2014 runner-up Melvin Gordon, UW had 6 top-10 finishes in the Heisman Trophy voting, tying for the 3rd most of any program:

TOP-10 HEISMAN TROPHY FINISHES (2010-19)

1. Alabama	8
Ohio State	8
3. Wisconsin	6
Oklahoma	6
Stanford	6

- The Badgers had 9 major award winners during the decade of the 2010s:
 - **Doak Walker Award:** Montee Ball (2012), Melvin Gordon (2014), Jonathan Taylor (2018, 2019)
 - **Rimington Trophy:** Tyler Biadasz (2019)
 - **Outland Trophy:** Gabe Carimi (2010)
 - **Unitas Golden Arm Award:** Scott Tolzien (2010)
 - **Lott IMPACT Trophy:** J.J. Watt (2010)
 - **Burlsworth Trophy:** Jared Abbrederis (2013)
 - **Jason Witten Collegiate Man of the Year:** D'Cota Dixon (2018)

■ **Shaun Snee**, who is in his 7th season on the Badgers' strength and conditioning staff and his 1st as Director of Football Strength and Conditioning, also considers these Badgers to fit the definition of a "Freak" athletically:

- Junior RB **Isaac Guerendo** owns the fastest top speed among current Badgers, at 23.93 mph, clocked in a 3.83 seconds in the pro agility drill and owns a 39.5-inch vertical leap
- Senior WR **Kendric Pryor** clocked in at 4.37 seconds in the 40-yard dash and owns a recorded top speed of 23.01 mph, while also posting a broad jump of 11 feet, 1 1/4 inches
- Senior FB **John Chenal** squats 620 pounds, benches 425 and cleans 355 while owning a top speed of 20.13 mph with a body weight of 256 pounds
- Sophomore C **Joe Tippmann** can squat 615 pounds and bench 430 while, at 6-foot-6 and 320 pounds, posting a broad jump of 9 feet, 1 inch

■ In all, the Badgers had 10 players squat more than 600 pounds, had 8 put up more than 405 pounds in the bench press, and had 22 clean more than 315 pounds during this year's summer conditioning phase.

GENIUS STATUS

■ "He is a genius academically and he is a freak show athletically." That's how UW defensive line coach **Ross Kolodziej** described senior DE **Matt Henningsen**, who not only has the physical credentials to be named to the annual college football "Freaks List" but boasts an elite academic resume, as well:

- Henningsen graduated with a bachelor's degree in Electrical Engineering in just 3 1/2 years, picking up his diploma in December 2020 after maintaining a perfect 4.0 GPA for his undergraduate work, which also included a certificate in mathematics.
- The former walk-on was named first-team Academic All-America by CoSIDA in 2020 and is a strong candidate for the prestigious National Football Foundation William V. Campbell Trophy – the "Academic Heisman" – in 2021. He has been named Academic All-Big Ten 3 times and earned Big Ten Distinguished Scholar honors twice.
- He is nearing completion of an accelerated master's degree in Electrical & Computer Engineering (focusing on machine learning and signal processing), with anticipated graduation in December 2021.

GIVE IT UP FOR THE GRADS

■ The Badgers' roster includes 10 players who have graduated and currently are pursuing master's degrees. The list (including each player's undergraduate major) is below:

- **Danny Davis** (Life Sciences Communication)
- **Jack Dunn** (Finance, Investment & Banking and Real Estate & Urban Land Economics)
- **Deron Harrell** (Life Sciences Communication)
- **Matt Henningsen** (Electrical Engineering)
- **Tyler Mais** (Industrial Engineering)
- **Mike Maskalunas** (Finance, Investment & Banking and Real Estate & Urban Land Economics)
- **Scott Nelson** (Community & Nonprofit Leadership)
- **Conor Schlichting** (Marketing and Management & Human Resources)
- **Collin Wilder** (Communication Arts)
- **Caesar Williams** (Life Sciences Communication)














EVERYONE GOES PRO

■ Over the last 5 years, the Badgers have seen 36 players selected in the NFL draft or signed as undrafted free agents, but those who go on to play pro football are far from the only UW products to find professional opportunities right out of school:

■ Over the previous 5 academic years (2016-17 to 2019-20), 99% (74 of 75) of the UW football program's graduates have secured a meaningful career opportunity within 4 months of graduation.

■ Beyond football, UW Athletics saw 100% of its 135 graduating student-athletes in 2019-20 achieve a meaningful outcome (57% employed full-time, 33% pursuing graduate programs, 10% employed part-time or as part of internship or volunteer experience).

THE MATCHUP: PENN STATE

												
Penn State Sept. 4 11 a.m. FOX	Eastern Mich. Sept. 11 6 p.m. FS1	Notre Dame Sept. 25 11 a.m. FOX	Michigan Oct. 2 TBD	at Illinois Oct. 9 2:30/3 p.m.	Army Oct. 16 TBD	at Purdue Oct. 23 TBD	Iowa Oct. 30 11 a.m.	at Rutgers Nov. 6 TBD	Northwestern Nov. 13 TBD	Nebraska Nov. 20 TBD	at Minnesota Nov. 27 TBD	Big Ten Champ Dec. 4 7 p.m. FOX

SERIES HISTORY

- Overall: Penn State leads, 10-9
- In Madison: Wisconsin leads, 6-4

ALL-TIME MEETINGS

Year	Rankings	Result	Score	Location
1953	-/-	W	20-0	Madison
1970	-/16	W	29-16	Madison
1995	-/6	W	17-9	State College
1996	-/3	L	20-23	Madison
1997	24/6	L	10-35	State College
1998	13/14	W	24-3	Madison
2001	-/-	W	18-6	State College
2002	19/20	L	31-34	Madison
2003	-/-	W	30-23	State College
2004	20/-	W	16-3	Madison
2005	14/10	L	14-35	State College
2006	17/-	W	13-3	Madison
2007	19/-	L	7-38	State College
2008	-/6	L	7-48	Madison
2011	15/20	W	45-7	Madison
2012	-/-	L	21-24 (OT)	State College
2013	14/-	L	24-31	Madison
2016	6/8	L	31-38	Indianapolis
2018	-/21	L	10-22	State College

SERIES HISTORY

- Penn State leads the all-time series between the teams, 10-9, including wins in 6 of the last 7 meetings between the Badgers and Nittany Lions.
- Penn State holds a 10-7 lead in the series since the Nittany Lions joined the Big Ten Conference.
- Of the teams' last 4 meetings, 3 have been decided by a single score, including a 38-31 win for Penn State in the 2016 Big Ten Football Championship Game.
- All-time, 7 of Wisconsin's 9 wins vs. Penn State have come by at least 10 points.
- Saturday's matchup marks the sixth top-20 matchup between Wisconsin and Penn State, with the Nittany Lions owning a 3-2 edge in those contests. The teams' last meeting as top-20 foes at Camp Randall Stadium saw the 15th-ranked Badgers score a 45-7 win over No. 20 Penn State in 2011.
- Penn State is making just its second trip to Madison in the span of 10 seasons. The Nittany Lions upset the 14th-ranked Badgers, 31-24, in their last trip to Camp Randall in 2013.

WISCONSIN-PENN STATE CONNECTIONS

- Wisconsin junior QB **Chase Wolf** and Penn State senior QB **Sean Clifford** were teammates at Saint Xavier High School in Cincinnati. Wolf took over as the Bombers' starting quarterback when Clifford, a senior, was injured in 2016. St. Xavier went on to win the Ohio Division I state title that season.
- Wisconsin junior TE **Hayden Rucci** and freshman OL **Nolan Rucci** are the sons of a pair of former Penn State standouts. Their father, Todd, played guard for the Nittany Lions and was a second-round pick of the New England Patriots in the 1993 NFL Draft. Their mother, Stacy, was an All-America field hockey player at Penn State.
- First-year Wisconsin running backs coach **Gary Brown** played running back at Penn State and led the Nittany Lions in rushing as a sophomore. The Williamsport, Pa., native was selected by the Houston Oilers in the 1991 NFL Draft en route to an eight-year pro career.
- Wisconsin outside linebackers coach **Bobby April III** was a student assistant at Louisiana-Lafayette, his alma mater, in 2004 when Penn State defensive coordinator **Brent Pry** served as the Ragin Cajuns' defensive coordinator and linebackers coach.

STATISTICAL MATCHUP (2020 STATISTICS)

Category	WIS	FBS	Big Ten	PSU	FBS	Big Ten
Scoring Offense	25.1	88th	9th	29.8	54th	3rd
Total Offense	345.6	103rd	12th	430.4	37th	2nd
Rushing Offense	164.6	62nd	7th	174.3	55th	5th
Passing Offense	181.0	108th	13th	256.0	40th	4th
Passing Efficiency	123.5	87th	8th	135.7	55th	4th
Time of Possession	36:20	1st	1st	33:41	9th	3rd
Scoring Defense	17.4	9th	3rd	27.7	55th	6th
Total Defense	299.9	5th	1st	328.8	17th	3rd
Rushing Defense	96.1	5th	1st	130.2	26th	4th
Passing Defense	203.7	31st	4th	198.6	24th	2nd
Passing Efficiency Def.	116.2	12th	3rd	131.1	49th	7th
QB Sacks	1.6	100th	10th	2.4	50th	5th
Tackles for Loss	5.1	93rd	12th	6.7	40th	2nd
Net Punting	38.5	69th	10th	38.8	62nd	9th
Punt Returns	2.9	116th	12th	24.6	1st	1st
Kickoff Returns	22.3	41st	4th	20.8	53rd	5th
Turnover Margin	0.00	60th	8th	-0.78	112th	11th



HEAD COACH PAUL CHRYST

■ 2-TIME BIG TEN COACH OF THE YEAR

Wisconsin football continues to thrive under Paul Chryst's leadership. A two-time Big Ten Coach of the Year, Chryst has guided the Badgers to a 56-19 (.747) record over his first six seasons as head coach at his alma mater, including a 37-13 (.740) mark in Big Ten Conference play.

Chryst is just the third coach in modern Big Ten history to win at least 50 games in his first five seasons as head coach. Only Ohio State's Urban Meyer (61) recorded more wins through four seasons as a Big Ten head coach than Chryst's 52.

Leading UW to four double-digit win totals in his first five seasons, Chryst has piloted UW to three Big Ten West Division crowns. His 5-1 mark in bowl games includes a pair of New Year's Six victories.

The Chryst era began with a 10-3 record in 2015, capped by a win over USC in the Holiday Bowl. For leading the Badgers to an 11-win season against a schedule that included six matchups with top 10-ranked teams in his second season at the helm, Chryst was named the 2016 Hayes-Schembechler Big Ten Coach of the Year.

He swept the league's coach of the year honors in 2017 after leading the Badgers to another West Division crown, a 12-0 regular season and a No. 3 ranking — the program's highest in the AP poll since the 1960s. The Badgers capped the historic season with a victory over Miami in the Orange Bowl for a school-record 13th win and second straight New Year's Six bowl title.

Nationally, he was a finalist for the AFCA Coach of the Year, Dodd Trophy and Paul "Bear" Bryant Coach of the Year awards for the second consecutive season.

Following an 8-5 campaign and Pinstripe Bowl win in 2018, Chryst guided the Badgers to another 10-win season, Big Ten West Division title and appearances in the Big Ten Championship and Rose Bowl games in 2019. UW finished the season ranked No. 11 in the Associated Press poll — his third top-15 finish.

Through six seasons under Chryst, the Badgers have produced 16 All-Americans, including 12 first-team All-America selections. Wisconsin had a school-record seven All-America honorees in 2017 alone.

In 2019, the Badgers boasted three consensus first-team All-Americans in the same season for the first time in school history in outside linebacker Zack Baun, Rimington Trophy-winning center Tyler Biadasz and repeat Doak Walker Award-winning running back Jonathan Taylor. Biadasz and Taylor — who became the first player in FBS history to rush for 6,000 yards in just three seasons — were both unanimous first-team All-America selections.

A total of 19 players have earned first-team All-Big Ten laurels under Chryst's watch.

During Chryst's seven years as offensive coordinator from 2005-11, UW averaged 34.1 points and 416.3 yards of total offense per game. Both marks were the best in the Big Ten over that span and powered the Badgers to conference titles in 2010 and 2011, remarkable seasons in which UW averaged 41.5 and 44.1 points per game, respectively.

Before returning to UW, Chryst spent the previous three seasons as the head coach at Pittsburgh, where he led the Panthers to three consecutive bowl appearances.

THE CHRYST FILE

- Career Record (10th Season): 75-38 (.664)
- Record at Wisconsin (7th Season): 56-19 (.747)
- Big Ten Record (7th Season): 37-13 (.740)
- Bowl Record: 6-2 (.750)
- Birthdate: Nov. 17, 1965
- Hometown: Madison, Wis.
- Alma Mater: Wisconsin, 1988 (Political Science)
- Playing Experience: QB/TE (Wisconsin, 1985-87)
- Family: Wife Robin, daughters Katy and JoJo, son Danny

BOWL GAME EXPERIENCE

- Career Bowl Game Record: 12-6 (.667)

Year	School	Bowl	Result (Opponent)
2002	WIS	Alamo	W, 31-28 (Colorado)
2003	ORST	Las Vegas	W, 55-14 (New Mexico)
2004	ORST	Insight	W, 38-21 (Notre Dame)
2005	WIS	Capital One	W, 24-10 (Auburn)
2006	WIS	Capital One	W, 17-14 (Arkansas)
2007	WIS	Outback	L, 21-17 (Tennessee)
2008	WIS	Champs Sports	L, 42-13 (Florida State)
2009	WIS	Champs Sports	W, 20-14 (Miami)
2010	WIS	Rose	L, 21-19 (TCU)
2011	WIS	Rose	L, 45-38 (Oregon)
2012	PITT	BBVA Compass	L, 38-17 (Ole Miss)
2013	PITT	Little Caesars	W, 30-27 (Bowling Green)
2015	WIS	Holiday	W, 23-21 (USC)
2016	WIS	Cotton	W, 24-16 (W. Michigan)
2017	WIS	Orange	W, 34-24 (Miami)
2018	WIS	Pinstripe	W, 35-3 (Miami)
2019	WIS	Rose	L, 28-27 (Oregon)
2020	WIS	Duke's Mayo	W, 42-28 (Wake Forest)

CHRYST YEAR-BY-YEAR

Year	Team	Position	Record	Conf.	Bowl Game
1989	West Virginia	Graduate Assistant	8-3-1	--	Gator
1990	West Virginia	Graduate Assistant	4-7	--	
1991	San Antonio (WLAF)	Running Backs, Tight Ends	4-6	--	
1992	San Antonio (WLAF)	Running Backs, Tight Ends	7-3	--	
1993	UW-Platteville	Offensive Coordinator/QBs	3-7	2-5	
1994	Ottawa (CFL)	Quarterbacks	4-14	--	
1995	Illinois State	Offensive Coordinator/QBs	5-6	3-3	
1996	Saskatchewan (CFL)	Offensive Coordinator/QBs	5-13	--	
1997	Oregon State	Offensive Coordinator/QBs	3-8	0-8	
1998	Oregon State	Offensive Coordinator/QBs	5-6	2-6	
1999	San Diego (NFL)	Tight Ends	8-8	--	
2000	San Diego (NFL)	Tight Ends	1-15	--	
2001	San Diego (NFL)	Tight Ends	5-11	--	
2002	Wisconsin	Tight Ends	8-6	2-6	Alamo
2003	Oregon State	Offensive Coordinator/QBs	8-5	4-4	Las Vegas
2004	Oregon State	Offensive Coordinator/QBs	7-5	5-3	Insight Bowl
2005	Wisconsin	Co-Offensive Coordinator/TEs	10-3	5-3	Capital One
2006	Wisconsin	Offensive Coordinator/QBs	12-1	7-1	Capital One
2007	Wisconsin	Offensive Coordinator/QBs	9-4	5-3	Outback
2008	Wisconsin	Offensive Coordinator/QBs	7-6	3-5	Champs Sports
2009	Wisconsin	Offensive Coordinator/QBs	10-3	5-3	Champs Sports
2010	Wisconsin	Offensive Coordinator/QBs	11-2	7-1	Rose
2011	Wisconsin	Offensive Coordinator/QBs	11-3	6-2	Rose
2012	Pittsburgh	Head Coach	6-7	3-4	BBVA Compass
2013	Pittsburgh	Head Coach	7-6	3-5	Little Caesars
2014	Pittsburgh	Head Coach	6-6	4-4	Armed Forces
2015	Wisconsin	Head Coach	10-3	6-2	Holiday
2016	Wisconsin	Head Coach	11-3	7-2	Cotton
2017	Wisconsin	Head Coach	13-1	9-0	Orange
2018	Wisconsin	Head Coach	8-5	5-4	Pinstripe
2019	Wisconsin	Head Coach	10-4	7-2	Rose
2020	Wisconsin	Head Coach	4-3	3-3	Duke's Mayo
2021	Wisconsin	Head Coach			

Wisconsin Totals (7th Season)	56-19	37-13	6 Bowl Games
Head Coaching Totals (10th Season)	75-38	47-26	9 Bowl Games



QUICK FACTS

- **Built:** 1917
- **Original cost:** \$32,100
- **Original capacity:** 10,000
- **Current capacity:** 80,321
- **Wisconsin football record:** 370-197-23 (.647)
- **First game:** Oct. 6, 1917 (Wisconsin 34, Beloit 0)
- **Dedication game:** Nov. 3, 1917 (Wisconsin 10, Minnesota 7)
- **First televised game:** Oct. 9, 1954 (No. 3 Wisconsin 13, No. 11 Rice 7)
- **First night game:** Oct. 4, 1986 (No. 4 Michigan 43, Wisconsin 17)
- **Largest attendance:** 83,184 (vs. Iowa, Nov. 12, 2005)

19

A total of 19 Heisman Trophy winners have played in Camp Randall Stadium, including two Badgers: Alan Ameche and Ron Dayne.

26

Wisconsin defeated in-state rival Marquette 26 times at Camp Randall Stadium, the most wins at Camp Randall against a single opponent.

7

There have been seven major concerts at Camp Randall Stadium (Pink Floyd – 1988 and 1994; U2 – 1992 and 1997; Genesis – 1992; The Rolling Stones – 1994 and 1997).

CAMP RANDALL STADIUM

One of college football's finest facilities, Camp Randall Stadium just keeps getting better and better with age. Originally opened in 1917, the venerable venue celebrated its centennial in 2017. What now stands as the oldest stadium in the Big Ten, Camp Randall was originally used as a Civil War training site. This hallowed ground has seen many upgrades since officially becoming the home of the Badgers in 1895.

During the Civil War, nearly 70,000 soldiers trained at Camp Randall, which also included a hospital and a prison for Confederate soldiers on its grounds. Named for Alexander Randall, the state of Wisconsin's first wartime governor, the Camp Randall land was returned to state fair property after peace was restored. The fair later moved to Milwaukee, and Wisconsin's Civil War veterans urged the legislature to purchase the land. In 1893, the state presented the site to the university as a memorial athletic field.

Since then, Camp Randall Stadium has grown from a small venue with wooden bleachers to one of the largest stadiums in the Big Ten with a capacity of 80,321.

- One of the nation's most historic college football venues, Camp Randall Stadium also happens to be one of the intimidating for opposing teams, and Wisconsin has made the most of the home-field advantage that the raucous atmosphere provides.
- Though it has only been a tradition at Camp Randall Stadium since 1998, "Jump Around" is now a defining part of UW game day. Between the third and fourth quarters, "Jump Around" by House of Pain is played and the 80,000-plus fans delight in doing as the tune instructs. "Jump Around" was crowned the winner of *Sports Illustrated's* "Greatest College Football Traditions" bracket in 2012 and was named the nation's best tradition in votes contested by SiriusXM College Sports Nation in 2014 and 2015.
- From 2010-19, Wisconsin went 61-8 (.884) at Camp Randall Stadium – the 5th-best home record among FBS teams. Only Ohio State (.931), Alabama (.929), Clemson (.928) and Boise State (.891) had higher home winning percentages than the Badgers during the decade of the 2010s.
- Opened in 1917, Camp Randall is the fourth-oldest stadium in the FBS. The only older on-campus facilities are: Georgia Tech (1913), Mississippi State (1914) and Cincinnati (1916).
- The Camp Randall grounds were used as a Civil War training site. It also held Confederate soldiers, many of whom died and were laid to rest on the west side of Madison. The area known as "soldiers rest" is the northernmost Confederate cemetery in the United States.
- Camp Randall Stadium served as a living quarters for students and military personnel during the 1940s. Dormitories were built underneath the east side stands. Approximately 150 men lived there.

OLDEST STADIUMS

- Camp Randall is among the oldest facilities in the FBS:
- | | |
|----------------------|-------------|
| 1. Georgia Tech | 1913 |
| 2. Mississippi State | 1914 |
| 3. Cincinnati | 1916 |
| 4. Wisconsin | 1917 |
| 5. Oklahoma State | 1920 |

CAPACITIES

- Camp Randall seating capacities through the years:
- | | |
|--------|--------|
| ▪ 1917 | 10,000 |
| ▪ 1921 | 14,000 |
| ▪ 1925 | 29,783 |
| ▪ 1926 | 38,293 |
| ▪ 1932 | 32,700 |
| ▪ 1937 | 36,000 |
| ▪ 1940 | 45,000 |
| ▪ 1951 | 51,000 |
| ▪ 1955 | 52,788 |
| ▪ 1958 | 63,435 |
| ▪ 1966 | 77,280 |
| ▪ 1986 | 77,280 |
| ▪ 1987 | 76,293 |
| ▪ 1991 | 77,745 |
| ▪ 1998 | 76,129 |
| ▪ 2001 | 76,634 |
| ▪ 2005 | 80,321 |

ROSTER

ALPHABETICAL

No.	Name	Pos.	Ht.	Wt.	Yr./El.	Hometown (High School/Last School)
89	Abbott, A.J.*	WR	6-2	196	Sr./Jr.	Northville, Mich. (West Bloomfield)
34	Acker, Jackson	RB	6-1	229	Fr./Fr.	Madison, Wis. (Verona)
46	Adebogun, Ayo	OLB	6-2	214	Fr./Fr.	Mequon, Wis. (Homestead)
0	Allen, Braelon	RB	6-2	238	Fr./Fr.	Fond du Lac, Wis. (Fond du Lac)
4	Allen, Markus	WR	6-1	215	Fr./Fr.	Dayton, Ohio (Northmont)
24	Anderson, Haakon	WR	6-1	209	So./Fr.	Verona, Wis. (Verona)
48	Arnett, Owen	S	5-11	215	Fr./Fr.	Delafield, Wis. (Arrowhead)
27	Ashford, Al	CB	6-0	175	Fr./Fr.	Denver, Colo. (Cherry Creek)
75	Balistreri, Michael	DE	6-4	276	5th/Sr.	Grafton, Wis. (University School of Milwaukee)
61	Barrett, Dylan	OL	6-5	303	So./Fr.	St. Charles, Ill. (East)
68	Barten, Ben	DE	6-5	303	So./Fr.	Stratford, Wis. (Stratford)
65	Beach, Tyler***	OL	6-6	312	5th/Sr.	Grafton, Wis. (Port Washington)
11	Bell, Skyler	WR	6-0	190	Fr./Fr.	Bronx, N.Y. (The Taft School)
95	Benton, Keeanu**	NT	6-4	317	Jr./Jr.	Janesville, Wis. (Craig)
67	Benzschawel, JP	OL	6-6	302	Fr./Fr.	Grafton, Wis. (Grafton)
8	Berger, Jalen*	RB	6-0	203	So./Fr.	Newark, N.J. (Don Bosco Prep)
26	Blaylock, Travian*	S	5-11	205	Sr./Jr.	Humble, Texas (Atascocita)
3	Bollers, T.J.	OLB	6-2	258	Fr./Fr.	Tiffin, Iowa (Clear Creek Amana)
63	Bortolini, Tanor*	OL	6-4	306	So./Fr.	Kewaunee, Wis. (Kewaunee)
36	Bortolotti, Grover	RB	5-9	188	Fr./Fr.	Whitefish Bay, Wis. (Whitefish Bay)
47	Bowden, Peter	LS	6-2	230	Jr./So.	San Diego, Calif. (Francis Parker)
10	Bracey, Stephan	WR	5-10	184	Jr./So.	Grand Rapids, Mich. (East Kentwood)
50	Brown, Logan*	OL	6-6	311	Jr./So.	Grand Rapids, Mich. (East Kentwood)
76	Brunner, Tommy	DE	6-3	254	Jr./So.	Milwaukee, Wis. (Whitefish Bay/Northern Illinois)
60	Bruss, Logan***	OL	6-5	316	5th/Sr.	Appleton, Wis. (Kimberly)
41	Burks, Noah****	OLB	6-2	245	6th/Sr.^	Carmel, Ind. (Carmel)
4	Burton, Donte**	CB	5-10	183	Sr./Jr.	Loganville, Ga. (Loganville)
86	Chandler, Devin	WR	6-0	178	So./Fr.	Huntersville, N.C. (Hough)
36	Chaney, Jake	ILB	5-11	222	Fr./Fr.	Cape Coral, Fla. (Lehigh)
44	Chenal, John**	FB	6-2	256	Sr./Sr.	Grantsburg, Wis. (Grantsburg)
5	Chenal, Leo**	ILB	6-2	261	Jr./Jr.	Grantsburg, Wis. (Grantsburg)
22	Crawford, Loyal	RB	5-11	195	Fr./Fr.	Eau Claire, Wis. (Memorial)
85	Cundiff, Clay	TE	6-3	244	Jr./So.	Wichita, Kan. (Bishop Carroll)
48	Dakovich, Cole	TE	6-5	239	So./Fr.	Waukesha, Wis. (Catholic Memorial)
7	Davis, Danny****	WR	6-0	196	5th/Sr.^	Springfield, Ohio (Springfield)
32	Davis, Julius	RB	5-10	201	Jr./So.	Menomonee Falls, Wis. (Menomonee Falls)
31	DiBenedetto, Jordan	WR	6-0	193	Sr./Jr.	Stoughton, Wis. (Stoughton)
13	Dike, Chimere*	WR	6-1	199	So./So.	Waukesha, Wis. (North)
16	Dunn, Jack***	WR	5-7	176	6th/Sr.^	Madison, Wis. (Edgewood)
43	Easterling, Quan	FB	6-3	239	Jr./So.	Akron, Ohio (Archbishop Hoban)
6	Engram, Dean*	CB	5-9	168	Jr./So.	Columbia, Md. (Gonzaga College HS)
82	Eschenbach, Jack*	TE	6-6	245	Sr./Jr.	Downers Grove, Ill. (Benet Academy)
84	Ferguson, Jake***	TE	6-5	244	5th/Sr.	Madison, Wis. (Memorial)
81	Franklin, Jaylan*	TE	6-4	240	Sr./Jr.	Brownstown, Mich. (O.A. Carlson)
74	Furtney, Michael**	OL	6-5	312	Sr./Jr.	Milan, Mich. (Milan)
34	Gengler, Ross	ILB	6-2	225	So./Fr.	Delavan, Wis. (Delavan-Darien)
98	Goetz, C.J.**	OLB	6-3	243	Sr./Jr.	Muskego, Wis. (Catholic Memorial)
39	Grass, Tatum*	ILB	6-2	231	Jr./So.	Holmen, Wis. (Holmen)
50	Green-May, Izayah*	OLB	6-6	234	5th/Sr.	Bolingbrook, Ill. (Bolingbrook)
39	Gregoire, Mike	WR	5-10	186	Sr./Jr.	Green Bay, Wis. (Notre Dame Academy)
20	Guerendo, Isaac	RB	6-0	219	Sr./Jr.	Clayton, Ind. (Avon)
2	Hallman, Ricardo	CB	5-10	173	Fr./Fr.	Miami, Fla. (University School)
8	Harrell, Deron***	CB	6-2	180	5th/Sr.	Denver, Colo. (East)
92	Henningsen, Matt**	DE	6-3	291	5th/Sr.	Menomonee Falls, Wis. (Menomonee Falls)
19	Herbig, Nick*	OLB	6-2	227	So./So.	Kauai, Hawaii (Saint Louis School)
1	Hicks, Faion***	CB	5-10	192	5th/Sr.	Miami, Fla. (Flanagan)
10	Hill, Deacon	QB	6-3	248	Fr./Fr.	Santa Barbara, Calif. (Santa Barbara)
97	Jarvis, Mike	DE	6-4	274	Fr./Fr.	Medford, N.J. (Shawnee)
52	Johnson, Kaden	OLB	6-2	233	So./Fr.	St. Paul, Minn. (Minnehaha Academy)
56	Johnson, Rodas	DE	6-2	286	Jr./So.	Columbus, Ohio (St. Francis DeSales)
73	Kodanko, Kerry	OL	6-2	301	So./Fr.	Green Bay, Wis. (West DePere)
49	Large, Cam	TE	6-3	245	So./Fr.	Pomfret, Conn. (Noble & Greenough)
19	Larsh, Collin**	K	5-10	194	5th/Sr.	Marshall, Wis. (Monona Grove)
12	Lofy, Max	CB	5-10	181	So./Fr.	Colorado Springs, Colo. (Pine Creek)
54	Lyles, Kayden***	OL	6-3	312	5th/Sr.	Madison, Wis. (Middleton)

NUMERICAL

No.	Name	Pos.
0	Braelon Allen	RB
1	Faion Hicks	CB
2	Ricardo Hallman	CB
2	Chase Wolf	QB
3	T.J. Bollers	OLB
3	Kendric Pryor	WR
4	Markus Allen	WR
4	Donte Burton	CB
5	Leo Chenal	ILB
5	Graham Mertz	QB
6	Dean Engram	CB
6	Chez Mellusi	RB
7	Danny Davis	WR
7	Spencer Lytle	OLB
8	Jalen Berger	RB
8	Deron Harrell	CB
9	Scott Nelson	S
10	Stephan Bracey	WR
10	Deacon Hill	QB
11	Skyler Bell	WR
11	Alexander Smith	CB
12	Max Lofy	CB
13	Chimere Dike	WR
14	Preston Zachman	S
15	John Torchio	S
15	Danny Vanden Boom	QB
16	Jack Dunn	WR
17	Darryl Peterson	OLB
18	Collin Wilder	S
19	Nick Herbig	OLB
19	Collin Larsh	K
20	Isaac Guerendo	RB
20	Semar Melvin	CB
21	Caesar Williams	CB
22	Loyal Crawford	RB
22	Jack Van Dyke	K
24	Haakon Anderson	WR
24	Hunter Wohler	S
25	Jake Ratzlaff	ILB
25	Isaac Smith	WR
26	Travian Blaylock	S
27	Al Ashford	CB
28	Gavin Meyers	K/P
28	Antwan Roberts	RB
29	Brady Schipper	RB
29	Nate Van Zelst	K
30	Tyler Mais	S
30	Alex Moeller	WR
31	Jordan DiBenedetto	WR
31	Amaun Williams	CB
32	Julius Davis	RB
32	Marty Strey	OLB
34	Jackson Acker	RB
34	Ross Gengler	ILB
36	Grover Bortolotti	RB
36	Jake Chaney	ILB
37	Riley Nowakowski	OLB
38	Andy Vujnovich	P
39	Tatum Grass	ILB
39	Mike Gregoire	WR
41	Noah Burks	OLB
43	Quan Easterling	FB
44	John Chenal	FB
45	Garrison Solliday	ILB
46	Ayo Adebogun	OLB

No.	Name	Pos.	Ht.	Wt.	Yr./El.	Hometown (High School/Last School)
7	Lytle, Spencer	OLB	6-2	230	Jr./So.	Redondo Beach, Calif. (St. John Bosco)
71	Mahlman, Riley	OL	6-8	300	Fr./Fr.	Lakeville, Minn. (South)
30	Mais, Tyler**	S	6-1	201	5th/Sr.	Waunakee, Wis. (Waunakee)
58	Maskalunas, Mike****	ILB	6-3	239	6th/Sr.^	Long Grove, Ill. (Adlai E. Stevenson)
96	McDonald, Cade	DE	6-6	278	So./Fr.	Houlton, Wis. (Hudson)
64	McKinley, Duncan	LS	6-2	222	Fr./Fr.	Eau Claire, Wis. (Memorial)
6	Mellusi, Chez	RB	5-11	204	Jr./Jr.	Naples, Fla. (Naples/Clemson)
20	Melvin, Semar	CB	5-11	170	Jr./So.	Pembroke Pines, Fla. (St. Thomas Aquinas)
5	Mertz, Graham*	QB	6-3	227	Jr./So.	Overland Park, Kan. (Blue Valley North)
28	Meyers, Gavin	K/P	6-1	190	So./Fr.	Oshkosh, Wis. (Lourdes Academy)
30	Moeller, Alex	WR	5-11	166	Fr./Fr.	Arlington Heights, Ill. (Prospect)
99	Mullens, Isaiah**	DE	6-4	297	Sr./Jr.	Columbus, Ohio (Harvest Prep)
79	Nelson, Jack	OL	6-7	304	So./Fr.	Stoughton, Wis. (Stoughton)
9	Nelson, Scott**	S	6-2	205	5th/Sr.	Detroit, Mich. (University of Detroit Jesuit)
55	Njongmeta, Maema	ILB	6-0	227	Jr./So.	Buffalo Grove, Ill. (Adlai E. Stevenson)
37	Nowakowski, Riley	OLB	6-1	244	So./Fr.	Milwaukee, Wis. (Marquette University HS)
94	Paez, Gio	DE	6-3	310	Jr./So.	Los Angeles, Calif. (William A. Hough (N.C.))
17	Peterson, Darryl	OLB	6-1	247	Fr./Fr.	Akron, Ohio (Archbishop Hoban)
3	Pryor, Kendric****	WR	5-11	189	6th/Sr.^	Hazel Crest, Ill. (Homewood-Flossmoor)
47	Pugh, Jack	TE	6-5	241	Fr./Fr.	Columbus, Ohio (Hilliard Bradley)
25	Ratzlaff, Jake	ILB	6-2	206	Fr./Fr.	Rosemount, Minn. (Rosemount)
28	Roberts, Antwan	RB	6-1	195	Fr./Fr.	Nashville, Tenn. (Pope John Paul II)
87	Rucci, Hayden*	TE	6-4	260	Jr./So.	Lititz, Pa. (Warwick)
66	Rucci, Nolan	OL	6-8	294	Fr./Fr.	Lititz, Pa. (Warwick)
62	Sampson, Cormac**	OL	6-4	305	Sr./Jr.	Eau Claire, Wis. (Memorial)
51	Sanborn, Bryan	ILB	6-1	229	Fr./Fr.	Deer Park, Ill. (Lake Zurich)
57	Sanborn, Jack***	ILB	6-2	236	Sr./Sr.	Deer Park, Ill. (Lake Zurich)
29	Schipper, Brady	RB	5-11	205	Sr./Jr.	Stoughton, Wis. (Stoughton)
96	Schlichting, Conor*	P	6-2	237	5th/Sr.	Madison, Wis. (East)
70	Seltzner, Josh**	OL	6-4	310	5th/Sr.	Columbus, Wis. (Columbus)
11	Smith, Alexander**	CB	5-11	176	Sr./Jr.	Culver City, Calif. (Culver City)
25	Smith, Isaac	WR	6-2	199	So./Fr.	Memphis, Tenn. (St. Georges)
77	Smithback, Blake	OL	6-2	304	5th/Sr.	Waunakee, Wis. (Waunakee)
45	Solliday, Garrison	ILB	5-11	230	Fr./Fr.	Eagan, Minn. (St. Thomas Academy)
32	Strey, Marty	OLB	6-2	234	Sr./Jr.	Sun Prairie, Wis. (Sun Prairie)
90	Thompson Jr., James	DE	6-5	290	So./Fr.	Cincinnati, Ohio (Roger Bacon)
64	Timmis, Sean	OL	6-4	306	So./Fr.	Shorewood, Wis. (Marquette University HS)
75	Tippmann, Joe	OL	6-6	320	Jr./So.	Fort Wayne, Ind. (Bishop Dwenger)
15	Torchio, John*	S	6-1	208	Sr./Jr.	Lafayette, Calif. (Campolindo)
93	Townsend, Isaac	DE	6-5	275	Jr./So.	Arvada, Colo. (Ralston Valley/Oregon)
54	Turner, Jordan	ILB	6-1	228	So./Fr.	Farmington, Mich. (Farmington)
22	Van Dyke, Jack*	K	6-5	215	So./So.	Neenah, Wis. (Neenah)
29	Van Zelst, Nate	K	5-11	189	Fr./Fr.	Glenview, Ill. (Loyola Academy)
15	Vanden Boom, Danny	QB	6-5	207	5th/Sr.	Kimberly, Wis. (Kimberly)
38	Vujnovich, Andy*	P	6-3	230	Sr./Sr.	Columbus, Wis. (Columbus/Dubuque)
78	Wedig, Trey	OL	6-7	315	So./Fr.	Oconomowoc, Wis. (Kettle Moraine)
18	Wilder, Collin**	S	5-10	199	6th/Sr.^	Katy, Texas (Katy/Houston)
31	Williams, Amaun	CB	5-10	182	So./Fr.	Milwaukee, Wis. (Riverside)
91	Williams, Bryson***	NT	6-2	291	Sr./Sr.	Lincoln, Neb. (Southeast)
21	Williams, Caesar***	CB	6-0	188	6th/Sr.^	Grand Prairie, Texas (South)
59	Witt, Aaron	OLB	6-6	249	So./So.	Winona, Minn. (Winona)
24	Wohler, Hunter	S	6-2	201	Fr./Fr.	Muskego, Wis. (Muskego)
2	Wolf, Chase	QB	6-1	200	Sr./Jr.	Cincinnati, Ohio (Saint Xavier)
14	Zachman, Preston	S	6-1	211	So./Fr.	Elysburg, Pa. (Southern Columbia)
69	Ze, Zach	LS	6-2	214	Fr./Fr.	Arlington Heights, Ill. (Prospect)

No.	Name	Pos.
47	Peter Bowden	LS
47	Jack Pugh	TE
48	Owen Arnett	S
48	Cole Dakovich	TE
49	Cam Large	TE
50	Logan Brown	OL
50	Izayah Green-May	OLB
51	Bryan Sanborn	ILB
52	Kaden Johnson	OLB
54	Kayden Lyles	OL
54	Jordan Turner	ILB
55	Maema Njongmeta	ILB
56	Rodas Johnson	DE
57	Jack Sanborn	ILB
58	Mike Maskalunas	ILB
59	Aaron Witt	OLB
60	Logan Bruss	OL
61	Dylan Barrett	OL
62	Cormac Sampson	OL
63	Tanor Bortolini	OL
64	Duncan McKinley	LS
64	Sean Timmis	OL
65	Tyler Beach	OL
66	Nolan Rucci	OL
67	JP Benzschawel	OL
68	Ben Barten	DE
69	Zach Zei	LS
70	Josh Seltzner	OL
71	Riley Mahlman	OL
73	Kerry Kodanko	OL
74	Michael Furtney	OL
75	Michael Balistreri	DE
75	Joe Tippmann	OL
76	Tommy Brunner	DE
77	Blake Smithback	OL
78	Trey Wedig	OL
79	Jack Nelson	OL
81	Jaylan Franklin	TE
82	Jack Eschenbach	TE
84	Jake Ferguson	TE
85	Clay Cundiff	TE
86	Devin Chandler	WR
87	Hayden Rucci	TE
89	A.J. Abbott	WR
90	James Thompson Jr.	DE
91	Bryson Williams	NT
92	Matt Henningsen	DE
93	Isaac Townsend	DE
94	Gio Paez	DE
95	Keanu Benton	NT
96	Cade McDonald	DE
96	Conor Schlichting	P
97	Mike Jarvis	DE
98	C.J. Goetz	OLB
99	Isaiah Mullens	DE

* – Letters won ^ – Utilizing extra season of eligibility due to COVID-19

PRONUNCIATIONS

57	Michael Balistreri	bal-eh-STREH-ree
95	Keanu Benton	key-AH-new
26	Travian Blaylock	TRAY-vee-en
3	T.J. Bollers	BOWL-ers
47	Peter Bowden	BOW-den (rhymes with "wow")
10	Stephan Bracey	steh-FAWN
44	John Chenal	sha-NELL
5	Leo Chenal	sha-NELL
13	Chimere Dike	CHIM-ray DEE-kay
43	Quan Easterling	KWON

82	Jack Eschenbach	ESCH-en-bock
98	C.J. Goetz	("gets")
50	Izayah Green-May	eye-ZAY-ah ("Isaiah")
20	Isaac Guerendo	grr-EN-doh
8	Deron Harrell	da-RON HAIR-ell
1	Faion Hicks	FAY-on
56	Rodas Johnson	RO-doss
12	Max Lofy	LOW-fee
7	Spencer Lytle	LYE-tull
30	Tyler Mais	("mace")

6	Chez Mellusi	mell-OOH-see
20	Semar Melvin	suh-MAR
55	Maema Njongmeta	MOO-ma jong-MET-ah
87	Hayden Rucci	ROO-chee
62	Cormac Sampson	KOR-mick
96	Conor Schlichting	SCHLICK-ting
32	Marty Strey	(rhymes with "eye")
15	John Torchio	TORCH-ee-oh
38	Andy Vujnovich	voo-NAH-vitch
78	Trey Wedig	WEH-dig

ROSTER BREAKDOWN: OFFENSE**QUARTERBACKS**

10	Hill, Deacon	QB	6-3	248	Fr./Fr.	Santa Barbara, Calif. (Santa Barbara)
5	Mertz, Graham*	QB	6-3	227	Jr./So.	Overland Park, Kan. (Blue Valley North)
15	Vanden Boom, Danny	QB	6-5	207	5th/Sr.	Kimberly, Wis. (Kimberly)
2	Wolf, Chase	QB	6-1	200	Sr./Jr.	Cincinnati, Ohio (Saint Xavier)

RUNNING BACKS

34	Acker, Jackson	RB	6-1	229	Fr./Fr.	Madison, Wis. (Verona)
0	Allen, Braelon	RB	6-2	238	Fr./Fr.	Fond du Lac, Wis. (Fond du Lac)
8	Berger, Jalen*	RB	6-0	203	So./Fr.	Newark, N.J. (Don Bosco Prep)
36	Bortolotti, Grover	RB	5-9	188	Fr./Fr.	Whitefish Bay, Wis. (Whitefish Bay)
22	Crawford, Loyal	RB	5-11	195	Fr./Fr.	Eau Claire, Wis. (Memorial)
32	Davis, Julius	RB	5-10	201	Jr./So.	Menomonee Falls, Wis. (Menomonee Falls)
20	Guerendo, Isaac	RB	6-0	219	Sr./Jr.	Clayton, Ind. (Avon)
6	Mellusi, Chez	RB	5-11	204	Jr./Jr.	Naples, Fla. (Naples/Clemson)
28	Roberts, Antwan	RB	6-1	195	Fr./Fr.	Nashville, Tenn. (Pope John Paul II)
29	Schipper, Brady	RB	5-11	205	Sr./Jr.	Stoughton, Wis. (Stoughton)

FULLBACKS

44	Chenal, John**	FB	6-2	256	Sr./Sr.	Grantsburg, Wis. (Grantsburg)
43	Easterling, Quan	FB	6-3	239	Jr./So.	Akron, Ohio (Archbishop Hoban)

TIGHT ENDS

85	Cundiff, Clay	TE	6-3	244	Jr./So.	Wichita, Kan. (Bishop Carroll)
48	Dakovich, Cole	TE	6-5	239	So./Fr.	Waukesha, Wis. (Catholic Memorial)
82	Eschenbach, Jack*	TE	6-6	245	Sr./Jr.	Downers Grove, Ill. (Benet Academy)
84	Ferguson, Jake***	TE	6-5	244	5th/Sr.	Madison, Wis. (Memorial)
81	Franklin, Jaylan*	TE	6-4	240	Sr./Jr.	Brownstown, Mich. (O.A. Carlson)
49	Large, Cam	TE	6-3	245	So./Fr.	Pomfret, Conn. (Noble & Greenough)
47	Pugh, Jack	TE	6-5	241	Fr./Fr.	Columbus, Ohio (Hilliard Bradley)
87	Rucci, Hayden*	TE	6-4	260	Jr./So.	Lititz, Pa. (Warwick)

WIDE RECEIVERS

89	Abbott, A.J.*	WR	6-2	196	Sr./Jr.	Northville, Mich. (West Bloomfield)
4	Allen, Markus	WR	6-1	215	Fr./Fr.	Dayton, Ohio (Northmont)
24	Anderson, Haakon	WR	6-1	209	So./Fr.	Verona, Wis. (Verona)
11	Bell, Skyler	WR	6-0	190	Fr./Fr.	Bronx, N.Y. (The Taft School)
10	Bracey, Stephan	WR	5-10	184	Jr./So.	Grand Rapids, Mich. (East Kentwood)
86	Chandler, Devin	WR	6-0	178	So./Fr.	Huntersville, N.C. (Hough)
7	Davis, Danny****	WR	6-0	196	5th/Sr.^	Springfield, Ohio (Springfield)
31	DiBenedetto, Jordan	WR	6-0	193	Sr./Jr.	Stoughton, Wis. (Stoughton)
13	Dike, Chimere*	WR	6-1	199	So./So.	Waukesha, Wis. (North)
16	Dunn, Jack***	WR	5-7	176	6th/Sr.^	Madison, Wis. (Edgewood)
39	Gregoire, Mike	WR	5-10	186	Sr./Jr.	Green Bay, Wis. (Notre Dame Academy)
30	Moeller, Alex	WR	5-11	166	Fr./Fr.	Arlington Heights, Ill. (Prospect)
3	Pryor, Kendric****	WR	5-11	189	6th/Sr.^	Hazel Crest, Ill. (Homewood-Flossmoor)
25	Smith, Isaac	WR	6-2	199	So./Fr.	Memphis, Tenn. (St. Georges)

OFFENSIVE LINE

61	Barrett, Dylan	OL	6-5	303	So./Fr.	St. Charles, Ill. (East)
65	Beach, Tyler***	OL	6-6	312	5th/Sr.	Grafton, Wis. (Port Washington)
67	Benzschawel, JP	OL	6-6	302	Fr./Fr.	Grafton, Wis. (Grafton)
63	Bortolini, Tanor*	OL	6-4	306	So./Fr.	Kewaunee, Wis. (Kewaunee)
50	Brown, Logan*	OL	6-6	311	Jr./So.	Grand Rapids, Mich. (East Kentwood)
60	Bruss, Logan***	OL	6-5	316	5th/Sr.	Appleton, Wis. (Kimberly)
74	Furtney, Michael**	OL	6-5	312	Sr./Jr.	Milan, Mich. (Milan)
73	Kodanko, Kerry	OL	6-2	301	So./Fr.	Green Bay, Wis. (West DePere)
54	Lyles, Kayden***	OL	6-3	312	5th/Sr.	Madison, Wis. (Middleton)
71	Mahlman, Riley	OL	6-8	300	Fr./Fr.	Lakeville, Minn. (South)
79	Nelson, Jack	OL	6-7	304	So./Fr.	Stoughton, Wis. (Stoughton)
66	Rucci, Nolan	OL	6-8	294	Fr./Fr.	Lititz, Pa. (Warwick)
62	Sampson, Cormac**	OL	6-4	305	Sr./Jr.	Eau Claire, Wis. (Memorial)
70	Seltzner, Josh**	OL	6-4	310	5th/Sr.	Columbus, Wis. (Columbus)
77	Smithback, Blake	OL	6-2	304	5th/Sr.	Waunakee, Wis. (Waunakee)
64	Timmis, Sean	OL	6-4	306	So./Fr.	Shorewood, Wis. (Marquette University HS)
75	Tippmann, Joe	OL	6-6	320	Jr./So.	Fort Wayne, Ind. (Bishop Dwenger)
78	Wedig, Trey	OL	6-7	315	So./Fr.	Oconomowoc, Wis. (Kettle Moraine)

RETURNING/LOST**STARTERS RETURNING (8)**

QB	Graham Mertz
RB	Jalen Berger
WR	Chimere Dike
WR	Jack Dunn
TE	Jake Ferguson
C	Kayden Lyles
RG	Logan Bruss
RT	Tyler Beach

STARTERS LOST (3)

FB	Mason Stokke
LT	Cole Van Lanen
LG	Jon Dietzen

LETTERWINNERS RETURNING (20)

QB	Graham Mertz
RB	Jalen Berger
FB	John Chenal
WR	A.J. Abbott
WR	Danny Davis
WR	Chimere Dike
WR	Jack Dunn
WR	Kendric Pryor
TE	Jake Ferguson
TE	Jack Eschenbach
TE	Jaylan Franklin
TE	Hayden Rucci
OL	Tyler Beach
OL	Tanor Bortolini
OL	Logan Brown
OL	Logan Bruss
OL	Michael Furtney
OL	Kayden Lyles
OL	Cormac Sampson
OL	Josh Seltzner

LETTERWINNERS LOST (9)

QB	Jack Coan
RB	Garrett Groshek
RB	Nakia Watson
FB	Mason Stokke
WR	Adam Krumholz
TE	Gabe Lloyd
OL	Jon Dietzen
OL	Cole Van Lanen
OL	Aaron Vopal

ROSTER BREAKDOWN: DEFENSE**DEFENSIVE LINE**

75	Balistreri, Michael	DE	6-4	276	5th/Sr.	Grafton, Wis. (University School of Milwaukee)
68	Barten, Ben	DE	6-5	303	So./Fr.	Stratford, Wis. (Stratford)
76	Brunner, Tommy	DE	6-3	254	Jr./So.	Milwaukee, Wis. (Whitefish Bay/Northern Illinois)
92	Henningsen, Matt**	DE	6-3	291	5th/Sr.	Menomonee Falls, Wis. (Menomonee Falls)
97	Jarvis, Mike	DE	6-4	274	Fr./Fr.	Medford, N.J. (Shawnee)
56	Johnson, Rodas	DE	6-2	286	Jr./So.	Columbus, Ohio (St. Francis DeSales)
96	McDonald, Cade	DE	6-6	278	So./Fr.	Houlton, Wis. (Hudson)
99	Mullens, Isaiah**	DE	6-4	297	Sr./Jr.	Columbus, Ohio (Harvest Prep)
94	Paez, Gio	DE	6-3	310	Jr./So.	Los Angeles, Calif. (William A. Hough (N.C.))
90	Thompson Jr., James	DE	6-5	290	So./Fr.	Cincinnati, Ohio (Roger Bacon)
93	Townsend, Isaac	DE	6-5	275	Jr./So.	Arvada, Colo. (Ralston Valley/Oregon)
95	Benton, Keeanu**	NT	6-4	317	Jr./Jr.	Janesville, Wis. (Craig)
91	Williams, Bryson***	NT	6-2	291	Sr./Sr.	Lincoln, Neb. (Southeast)

OUTSIDE LINEBACKERS

46	Adebogun, Ayo	OLB	6-2	214	Fr./Fr.	Mequon, Wis. (Homestead)
3	Bollers, T.J.	OLB	6-2	258	Fr./Fr.	Tiffin, Iowa (Clear Creek Amana)
41	Burks, Noah****	OLB	6-2	245	6th/Sr.^	Carmel, Ind. (Carmel)
98	Goetz, C.J.**	OLB	6-3	243	Sr./Jr.	Muskego, Wis. (Catholic Memorial)
50	Green-May, Izayah*	OLB	6-6	234	5th/Sr.	Bolingbrook, Ill. (Bolingbrook)
19	Herbig, Nick*	OLB	6-2	227	So./So.	Kauai, Hawaii (Saint Louis School)
52	Johnson, Kaden	OLB	6-2	233	So./Fr.	St. Paul, Minn. (Minnehaha Academy)
7	Lytle, Spencer	OLB	6-2	230	Jr./So.	Redondo Beach, Calif. (St. John Bosco)
37	Nowakowski, Riley	OLB	6-1	244	So./Fr.	Milwaukee, Wis. (Marquette University HS)
17	Peterson, Darryl	OLB	6-1	247	Fr./Fr.	Akron, Ohio (Archbishop Hoban)
32	Strey, Marty	OLB	6-2	234	Sr./Jr.	Sun Prairie, Wis. (Sun Prairie)
59	Witt, Aaron	OLB	6-6	249	So./So.	Winona, Minn. (Winona)

INSIDE LINEBACKERS

36	Chaney, Jake	ILB	5-11	222	Fr./Fr.	Cape Coral, Fla. (Lehigh)
5	Chenal, Leo**	ILB	6-2	261	Jr./Jr.	Grantsburg, Wis. (Grantsburg)
34	Gengler, Ross	ILB	6-2	225	So./Fr.	Delavan, Wis. (Delavan-Darien)
39	Grass, Tatum*	ILB	6-2	231	Jr./So.	Holmen, Wis. (Holmen)
58	Maskalunas, Mike****	ILB	6-3	239	6th/Sr.^	Long Grove, Ill. (Adlai E. Stevenson)
55	Njongmeta, Maema	ILB	6-0	227	Jr./So.	Buffalo Grove, Ill. (Adlai E. Stevenson)
25	Ratzlaff, Jake	ILB	6-2	206	Fr./Fr.	Rosemount, Minn. (Rosemount)
51	Sanborn, Bryan	ILB	6-1	229	Fr./Fr.	Lake Zurich, Ill. (Lake Zurich)
45	Solliday, Garrison	ILB	5-11	230	Fr./Fr.	Eagan, Minn. (St. Thomas Academy)
54	Turner, Jordan	ILB	6-1	228	So./Fr.	Farmington, Mich. (Farmington)
57	Sanborn, Jack***	ILB	6-2	236	Sr./Sr.	Deer Park, Ill. (Lake Zurich)

CORNERBACKS

27	Ashford, Al	CB	6-0	175	Fr./Fr.	Denver, Colo. (Cherry Creek)
4	Burton, Donte**	CB	5-10	183	Sr./Jr.	Loganville, Ga. (Loganville)
6	Engram, Dean*	CB	5-9	168	Jr./So.	Columbia, Md. (Gonzaga College HS)
2	Hallman, Ricardo	CB	5-10	173	Fr./Fr.	Miami, Fla. (University School)
8	Harrell, Deron***	CB	6-2	180	5th/Sr.	Denver, Colo. (East)
1	Hicks, Faion***	CB	5-10	192	5th/Sr.	Miami, Fla. (Flanagan)
12	Lofy, Max	CB	5-10	181	So./Fr.	Colorado Springs, Colo. (Pine Creek)
20	Melvin, Semar	CB	5-11	170	Jr./So.	Pembroke Pines, Fla. (St. Thomas Aquinas)
11	Smith, Alexander**	CB	5-11	176	Sr./Jr.	Culver City, Calif. (Culver City)
31	Williams, Amaun	CB	5-10	182	So./Fr.	Milwaukee, Wis. (Riverside)
21	Williams, Caesar***	CB	6-0	188	6th/Sr.^	Grand Prairie, Texas (South)

SAFETIES

48	Arnett, Owen	S	5-11	215	Fr./Fr.	Delafield, Wis. (Arrowhead)
26	Blaylock, Travian*	S	5-11	205	Sr./Jr.	Humble, Texas (Atascocita)
30	Mais, Tyler**	S	6-1	201	5th/Sr.	Waunakee, Wis. (Waunakee)
9	Nelson, Scott**	S	6-2	205	5th/Sr.	Detroit, Mich. (University of Detroit Jesuit)
15	Torchio, John*	S	6-1	208	Sr./Jr.	Lafayette, Calif. (Campolindo)
18	Wilder, Collin**	S	5-10	199	6th/Sr.^	Katy, Texas (Katy/Houston)
24	Wohler, Hunter	S	6-2	201	Fr./Fr.	Muskego, Wis. (Muskego)
14	Zachman, Preston	S	6-1	211	So./Fr.	Elysburg, Pa. (Southern Columbia)

* – Letters won

^ – Extra season of eligibility due to COVID-19

RETURNING/LOST**STARTERS RETURNING (8)**

NT	Keeanu Benton
OLB	Noah Burks
OLB	Nick Herbig
ILB	Jack Sanborn
ILB	Leo Chenal
CB	Faion Hicks
CB	Caesar Williams
S	Scott Nelson

STARTERS LOST (3)

DE	Isaiahh Loudermilk
DE	Garrett Rand
S	Eric Burrell

LETTERWINNERS RETURNING (23)

NT	Keeanu Benton
NT	Bryson Williams
DE	Matt Henningsen
DE	Isaiah Mullens
OLB	Noah Burks
OLB	C.J. Goetz
OLB	Izayah Green-May
OLB	Nick Herbig
ILB	Leo Chenal
ILB	Tatum Grass
ILB	Mike Maskalunas
ILB	Jack Sanborn
CB	Donte Burton
CB	Dean Engram
CB	Deron Harrell
CB	Faion Hicks
CB	Alexander Smith
CB	Caesar Williams
S	Travian Blaylock
S	Tyler Mais
S	Scott Nelson
S	John Torchio
S	Collin Wilder

LETTERWINNERS LOST (5)

DE	Isaiahh Loudermilk
DE	Garrett Rand
CB	Rachad Wildgoose
S	Eric Burrell
S	Madison Cone

DEPTH CHART

OFFENSE

QB	5	Graham Mertz (6-3, 227, So.)	2	Chase Wolf (6-1, 200, Jr.)
RB	6	Chez Mellusi (5-11, 204, Jr.)	8	Jalen Berger (6-0, 203, R-Fr.)
FB	44	John Chenal (6-2, 256, Sr.)	43	Quan Easterling (6-3, 239, So.)
WR	3	Kendric Pryor (5-11, 189, Sr.^)	13	Chimere Dike (6-1, 199, So.)
WR	7	Danny Davis (6-0, 196, Sr.^)	16	Jack Dunn (5-7, 176, Sr.^)
TE	84	Jake Ferguson (6-5, 244, Sr.)	82	Jack Eschenbach (6-6, 245, Jr.)
LT	65	Tyler Beach (6-6, 312, Sr.)	50	Logan Brown (6-6, 311, So.)
LG	70	Josh Seltzner (6-4, 310, Sr.)	62	Cormac Sampson (6-4, 305, Jr.)
C	75	Joe Tippmann (6-6, 320, So.)	54	Kayden Lyles (6-3, 312, Sr.)
RG	79	Jack Nelson (6-7, 304, R-Fr.)	74	Michael Furtney (6-5, 312, Jr.)
RT	60	Logan Bruss (6-5, 315, Sr.)	63	Tanor Bortolini (6-4, 306, R-Fr.)











DEFENSE

DE	92	Matt Henningsen (6-3, 291, Sr.)	56	Rodas Johnson (6-2, 286, So.)
NT	95	Keanu Benton (6-4, 317, Jr.)	91	Bryson Williams (6-2, 291, Sr.)
DE	99	Isaiah Mullens (6-4, 297, Jr.)	90	James Thompson Jr. (6-5, 290, R-Fr.)
OLB	19	Nick Herbig (6-2, 227, So.)	98	C.J. Goetz (6-3, 243, Jr.)
ILB	57	Jack Sanborn (6-2, 236, Sr.)	58	Mike Maskalunas (6-3, 239, Sr.^)
ILB	5	Leo Chenal (6-2, 261, Jr.)	39	Tatum Grass (6-2, 231, So.)
OLB	41	Noah Burks (6-2, 245, Sr.^)	7	Spencer Lytle (6-2, 230, So.)
CB	1	Faion Hicks (5-10, 192, Sr.)	6	Dean Engram (5-9, 168, So.)
			4	Donte Burton (5-10, 183, Jr.)
SS	18	Collin Wilder (5-10, 199, Sr.^)	15	John Torchio (6-1, 208, Jr.)
FS	9	Scott Nelson (6-2, 205, Sr.)	26	Travian Blaylock (5-11, 205, Jr.)
CB	21	Caesar Williams (6-0, 188, Sr.^)	11	Alexander Smith (5-11, 176, Jr.)
			20	Semar Melvin (5-11, 170, So.)

SPECIAL TEAMS

P	38	Andy Vujnovich (6-3, 230, Sr.)	96	Conor Schlichting (6-2, 237, Sr.)
FG	19	Collin Larsh (5-10, 194, Sr.)	22	Jack Van Dyke (6-5, 215, So.)
KO	22	Jack Van Dyke (6-5, 215, So.)	19	Collin Larsh (5-10, 194, Sr.)
LS	47	Peter Bowden (6-2, 230, So.)	69	Zach Zei (6-2, 214, Fr.)
H	96	Conor Schlichting (6-2, 237, Sr.)	38	Andy Vujnovich (6-3, 230, Sr.)
PR	6	Dean Engram (5-9, 168, So.)	16	Jack Dunn (5-7, 176, Sr.^)
KR	86	Devin Chandler (6-0, 178, R-Fr.)	1	Faion Hicks (5-10, 192, Sr.)

ASSISTANT COACHES

				
JOE RUDOLPH ASSOC. HEAD COACH OFFENSIVE LINE (SIDELINE)	JIM LEONHARD DEFENSIVE COORD. SAFETIES (SIDELINE)	BOBBY APRIL III DEF. RUN GAME COORD. OUTSIDE LINEBACKERS (SIDELINE)	BOB BOSTAD INSIDE LINEBACKERS (SIDELINE)	GARY BROWN RUNNING BACKS (SIDELINE)
				
CHRIS HAERING SPECIAL TEAMS (SIDELINE)	ROSS KOLODZIEJ DEFENSIVE LINE (SIDELINE)	HANK POTEAT CORNERBACKS (SIDELINE)	MICKEY TURNER TIGHT ENDS (BOOTH)	ALVIS WHITTED WIDE RECEIVERS (SIDELINE)

CAREER GAMES/STARTS

POS	NAME	GP/GS
OLB	Noah Burks	42/20
WR	Jack Dunn	41/3
ILB	Mike Maskalunas	41/0
WR	Kendric Pryor	40/23
WR	Danny Davis	39/15
CB	Caesar Williams	35/19
TE	Jake Ferguson	34/23
OL	Tyler Beach	34/8
CB	Faion Hicks	33/28
OL	Logan Bruss	32/25
ILB	Jack Sanborn	32/21
OL	Josh Seltzner	32/7
DE	Matt Henningsen	29/16
OL	Kayden Lyles	29/15
FB	John Chenal	29/3
NT	Bryson Williams	26/3
CB	Alexander Smith	24/0
CB	Donte Burton	23/5
CB	Deron Harrell	22/9
S	Collin Wilder	21/3
OL	Michael Furtney	21/1
S	Tyler Mais	21/0
NT	Keanu Benton	20/11
OL	Cormac Sampson	20/4
OLB	C.J. Goetz	20/0
DE	Isaiah Mullens	20/0
OLB	Izayah Green-May	19/1
K	Collin Larsh	19/0
ILB	Leo Chenal	18/7
TE	Jaylan Franklin	18/0
S	Scott Nelson	16/15
S	John Torchio	13/1
S	Travian Blaylock	12/0
RB	Brady Schipper	12/0
WR	A.J. Abbott	11/0
TE	Jack Eschenbach	11/0
RB	Isaac Guerendo	10/0
QB	Graham Mertz	9/7
OLB	Nick Herbig	7/7
WR	Chimere Dike	7/6
CB	Semar Melvin	7/2
TE	Hayden Rucci	7/1
OL	Logan Brown	7/0
CB	Dean Engram	7/0
ILB	Tatum Grass	7/0
P	Conor Schlichting	7/0
OL	Blake Smithback	7/0
K	Jack Van Dyke	7/0
P	Andy Vujnovich	7/0
ILB	Marty Strey	6/0
QB	Chase Wolf	6/0
OLB	Spencer Lytle	5/0
OLB	Aaron Witt	5/0
RB	Jalen Berger	4/1
WR	Devin Chandler	4/0
OLB	Riley Nowakowski	4/0
QB	D. Vanden Boom	4/0
WR	Stephan Bracey	3/0
WR	Jordan DiBenedetto	3/0
OLB	Kaden Johnson	3/0
OL	Tanor Bortolini	2/1
DE	Michael Balistreri	2/0
OL	Joe Tippmann	2/0
TE	Clay Cundiff	1/0
RB	Julius Davis	1/0
FB	Quan Easterling	1/0
DE	Rodas Johnson	1/0
DE	Cade McDonald	1/0
OL	Jack Nelson	1/0
ILB	Maema Njongmeta	1/0
DE	Gio Paez	1/0
DE	James Thompson	1/0
S	Preston Zachman	1/0

PLAYER PROFILES

89 A.J. ABBOTT

■ WR ▪ Sr./Jr. ▪ 6-2 ▪ 196
Northville, Mich. (West Bloomfield)

CAREER RUSHING STATISTICS

Year	GP/GS	Att	Yds	TD	Y/C	LG
2018	Redshirt season					
2019	8/0	0	0	0	0.0	0
2020	4/0	0	0	0	0.0	0
Total	12/0	0	0	0	0.0	0

CAREER RECEIVING STATISTICS

Year	GP/GS	Rec	Yds	TD	Y/C	LG
2018	Redshirt season					
2019	8/0	0	0	0	0.0	0
2020	4/0	2	12	0	6.0	9
Total	12/0	2	12	0	6.0	9

CAREER DEFENSIVE STATISTICS

Year	G/S	UT	AT	Tot	TFL-Yd	Sk-Yd	FF	FR	Int	PD
2018	Redshirt season									
2019	8/0	1	0	1	0.0-0	0.0-0	0	0	0	0
2020	4/0	0	0	0	0.0-0	0.0-0	0	0	0	0
Total	12/0	1	0	1	0.0-0	0.0-0	0	0	0	0

GAME-BY-GAME RUSHING/RECEIVING

Year	Rushing				Receiving			
	Att	Yds	TD	Lg	Rec	Yds	TD	Lg
2019	0	0	0	0	0	0	0	0
Central Mich.	0	0	0	0	0	0	0	0
Michigan	0	0	0	0	0	0	0	0
Northwestern	0	0	0	0	0	0	0	0
Kent State	0	0	0	0	0	0	0	0
Michigan St.	0	0	0	0	0	0	0	0
Illinois	0	0	0	0	0	0	0	0
vs Ohio State	0	0	0	0	0	0	0	0
vs Oregon	0	0	0	0	0	0	0	0
2020	0	0	0	0	1	9	0	9
Indiana	0	0	0	0	1	3	0	3
Iowa	0	0	0	0	0	0	0	0
Minnesota	0	0	0	0	0	0	0	0
Wake Forest	0	0	0	0	0	0	0	0

GAME-BY-GAME DEFENSE

Year	UT	AT	Tot	TFL-Y	Sk-Y	FF	FR	Int	PD
2019	0	0	0	0.0-0	0.0-0	0	0-0	0-0	0-0
Central Mich.	0	0	0	0.0-0	0.0-0	0	0-0	0-0	0-0
Michigan	0	0	0	0.0-0	0.0-0	0	0-0	0-0	0-0
Northwestern	0	0	0	0.0-0	0.0-0	0	0-0	0-0	0-0
Kent State	1	0	1	0.0-0	0.0-0	0	0-0	0-0	0-0
Michigan St.	0	0	0	0.0-0	0.0-0	0	0-0	0-0	0-0
Illinois	0	0	0	0.0-0	0.0-0	0	0-0	0-0	0-0
vs Ohio State	0	0	0	0.0-0	0.0-0	0	0-0	0-0	0-0
vs Oregon	0	0	0	0.0-0	0.0-0	0	0-0	0-0	0-0

CAREER HIGHS

- Receptions: 1 (2x) MR: at Iowa, Dec. 12, 2020
- Receiving Yards: 9 vs. Indiana, Dec. 5, 2020
- Receiving TDs: --
- Long Reception: 9 vs. Indiana, Dec. 5, 2020
- Tackles: 1 vs. Kent State, Oct. 5, 2019

75 MICHAEL BALISTRERI

■ DE ▪ 5th/Sr. ▪ 6-4 ▪ 276
Grafton, Wis. (University School of Milwaukee)

CAREER DEFENSIVE STATISTICS

Year	G/S	UT	AT	Tot	TFL-Yd	Sk-Yd	FF	FR	Int	PD
2017	Redshirt season									
2018	Did not play									
2019	Did not play									
2020	2/0	0	0	0	0.0-0	0.0-0	0	0	0	0
Total	2/0	0	0	0	0.0-0	0.0-0	0	0	0	0

GAME-BY-GAME DEFENSE

Year	UT	AT	Tot	TFL-Y	Sk-Y	FF	FR	Int	PD
2020	0	0	0	0.0-0	0.0-0	0	0-0	0-0	0-0
Illinois	0	0	0	0.0-0	0.0-0	0	0-0	0-0	0-0
Wake Forest	0	0	0	0.0-0	0.0-0	0	0-0	0-0	0-0

CAREER HIGHS

- Tackles: --
- Tackles for Loss: --
- Sacks: --
- Passes Defended: --

95 KEEANU BENTON

■ NT ▪ Jr./Jr. ▪ 6-4 ▪ 317
Janesville, Wis. (Craig)

CAREER DEFENSIVE STATISTICS

Year	G/S	UT	AT	Tot	TFL-Yd	Sk-Yd	FF	FR	Int	PD
2019	13/6	8	4	12	4.0-21	2.0-17	0	0	0	0
2020	7/5	5	4	9	0.0-0	0.0-0	2	0	0	0
Total	20/11	13	8	21	4.0-21	2.0-17	2	0	0	0

GAME-BY-GAME DEFENSE

Year	UT	AT	Tot	TFL-Y	Sk-Y	FF	FR	Int	PD
2019	2	0	2	1.0-3	0.0-0	0	0-0	0-0	0-0
South Florida	1	0	1	1.0-1	0.0-0	0	0-0	0-0	0-0
Central Mich.	0	1	1	0.0-0	0.0-0	0	0-0	0-0	0-0
Michigan	0	0	0	0.0-0	0.0-0	0	0-0	0-0	0-0
Northwestern	0	0	0	0.0-0	0.0-0	0	0-0	0-0	0-0
Kent State	0	0	0	0.0-0	0.0-0	0	0-0	0-0	0-0
Michigan St.	0	0	0	0.0-0	0.0-0	0	0-0	0-0	0-0
Ohio State	2	1	3	1.0-7	1.0-7	0	0-0	0-0	0-0
Iowa	2	0	2	0.0-0	0.0-0	0	0-0	0-0	0-0
Nebraska	0	1	1	0.0-0	0.0-0	0	0-0	0-0	0-0
Purdue	0	0	0	0.0-0	0.0-0	0	0-0	0-0	0-0
Minnesota	0	1	1	0.0-0	0.0-0	0	0-0	0-0	0-0
vs Ohio State	1	0	1	1.0-10	1.0-10	0	0-0	0-0	0-0
vs Oregon	0	0	0	0.0-0	0.0-0	0	0-0	0-0	0-0

Year	UT	AT	Tot	TFL-Y	Sk-Y	FF	FR	Int	PD
2020	3	1	4	0.0-0	0.0-0	1	0-0	0-0	0-0
Illinois	0	1	1	0.0-0	0.0-0	0	0-0	0-0	0-0
Michigan	1	0	1	0.0-0	0.0-0	1	0-0	0-0	0-0
Northwestern	1	0	1	0.0-0	0.0-0	1	0-0	0-0	0-0
Indiana	0	0	0	0.0-0	0.0-0	0	0-0	0-0	0-0
Iowa	0	0	0	0.0-0	0.0-0	0	0-0	0-0	0-0
Minnesota	0	1	1	0.0-0	0.0-0	0	0-0	0-0	0-0
Wake Forest	0	1	1	0.0-0	0.0-0	0	0-0	0-0	0-0

CAREER HIGHS

- Tackles: 4 vs. Illinois, Oct. 23, 2020
- Tackles for Loss: 1.0 (4x) MR vs. Ohio State, Dec. 7, 2019
- Sacks: 1.0 (2x) MR vs. Ohio State, Dec. 7, 2019
- Interceptions: --
- Passes Defended: --

8 JALEN BERGER

■ RB ▪ So./Fr. ▪ 6-0 ▪ 203
Newark, N.J. (Don Bosco Prep)

CAREER RUSHING STATISTICS

Year	GP/GS	Att	Yds	TD	Y/C	LG
2020	4/1	60	301	2	5.0	23
Total	4/1	60	301	2	5.0	23

CAREER RECEIVING STATISTICS

Year	GP/GS	Rec	Yds	TD	Y/C	LG
2020	4/1	2	13	0	6.5	8
Total	4/1	2	13	0	6.5	8

GAME-BY-GAME RUSHING/RECEIVING

Year	Rushing				Receiving			
	Att	Yds	TD	Lg	Rec	Yds	TD	Lg
2020	15	87	1	23	2	13	0	8
Michigan	15	93	0	17	0	0	0	0
Northwestern	15	87	0	20	0	0	0	0
Indiana	15	34	1	11	0	0	0	0
Wake Forest	0	0	0	0	0	0	0	0

CAREER HIGHS

- Rushing Attempts: 15 (4x) MR: vs. Wake Forest, Dec. 30, 2020
- Rushing Yards: 93 at Northwestern, Nov. 21, 2020
- Rushing TDs: 1 (2x) MR: vs. Wake Forest, Dec. 30, 2020
- Long Rush: 23 at Michigan, Nov. 14, 2020
- Receptions: 2 at Michigan, Nov. 14, 2020
- Receiving Yards: 13 at Michigan, Nov. 14, 2020
- Receiving TDs: --
- Long Reception: 8 at Michigan, Nov. 14, 2020

26 TRAVIAN BLAYLOCK

■ S ▪ Sr./Jr. ▪ 5-11 ▪ 205
Humble, Texas (Atascocita)

CAREER DEFENSIVE STATISTICS

Year	G/S	UT	AT	Tot	TFL-Yd	Sk-Yd	FF	FR	Int	PD
2018	4/0	0	0	0	0.0-0	0.0-0	0	1	0	0
2019	1/0	0	0	0	0.0-0	0.0-0	0	0	0	0
2020	7/0	1	3	4	0.0-0	0.0-0	0	0	0	0
Total	12/0	1	3	4	0.0-0	0.0-0	0	1	0	0

GAME-BY-GAME DEFENSE

Year	UT	AT	Tot	TFL-Y	Sk-Y	FF	FR	Int	PD
2018	0	0	0	0.0-0	0.0-0	0	0-0	0-0	0-0
W. Kentucky	0	0	0	0.0-0	0.0-0	0	0-0	0-0	0-0
New Mexico	0	0	0	0.0-0	0.0-0	0	0-0	0-0	0-0
BYU	0	0	0	0.0-0	0.0-0	0	0-0	0-0	0-0
Iowa	0	0	0	0.0-0	0.0-0	0	1-0	0-0	0-0
2019	0	0	0	0.0-0	0.0-0	0	0-0	0-0	0-0
Minnesota	0	0	0	0.0-0	0.0-0	0	0-0	0-0	0-0
2020	0	0	0	0.0-0	0.0-0	0	0-0	0-0	0-0
Illinois	0	0	0	0.0-0	0.0-0	0	0-0	0-0	0-0
Michigan	0	0	0	0.0-0	0.0-0	0	0-0	0-0	0-0
Northwestern	0	0	0	0.0-0	0.0-0	0	0-0	0-0	0-0
Indiana	0	0	0	0.0-0	0.0-0	0	0-0	0-0	0-0
Iowa	0	2	2	0.0-0	0.0-0	0	0-0	0-0	0-0
Minnesota	1	0	1	0.0-0	0.0-0	0	0-0	0-0	0-0
Wake Forest	0	1	1	0.0-0	0.0-0	0			

41 NOAH BURKS

■ OLB • 6th/Sr. • 6-2 • 245
Carmel, Ind. (Carmel)

CAREER DEFENSIVE STATISTICS

Year	G/S	UT	AT	Tot	TFL-Yd	Sk-Yd	FF	FR	INT	PD
2016 Redshirt season										
2017	8/0	3	1	4	0.0-0	0.0-0	0	0	0	0
2018	13/0	2	2	4	0.0-0	0.0-0	1	0	0	0
2019	14/13	18	18	36	7.0-30	2.0-14	0	0	1	4
2020	7/7	13	5	18	1.0-9	1.0-9	0	1	1	1
Total	42/20	36	26	62	8.0-39	3.0-23	1	1	2	5

GAME-BY-GAME DEFENSE

2017	UT	AT	Tot	TFL-Y	Sk-Y	FF	FR	INT	PD
Utah State	2	0	2	0.0-0	0.0-0	0	0	0	0
Fla. Atlantic	0	0	0	0.0-0	0.0-0	0	0	0	0
Maryland	1	0	1	0.0-0	0.0-0	0	0	0	0
Illinois	0	0	0	0.0-0	0.0-0	0	0	0	0
Indiana	0	1	1	0.0-0	0.0-0	0	0	0	0
Iowa	0	0	0	0.0-0	0.0-0	0	0	0	0
Michigan	0	0	0	0.0-0	0.0-0	0	0	0	0
Minnesota	0	0	0	0.0-0	0.0-0	0	0	0	0
vs Ohio State	0	0	0	0.0-0	0.0-0	0	0	0	0

2018	UT	AT	Tot	TFL-Y	Sk-Y	FF	FR	INT	PD
W. Kentucky	0	0	0	0.0-0	0.0-0	0	0	0	0
New Mexico	0	0	0	0.0-0	0.0-0	0	0	0	0
BYU	0	0	0	0.0-0	0.0-0	0	0	0	0
Iowa	0	0	0	0.0-0	0.0-0	0	0	0	0
Nebraska	0	0	0	0.0-0	0.0-0	0	0	0	0
Michigan	0	0	0	0.0-0	0.0-0	0	0	0	0
Illinois	1	0	1	0.0-0	0.0-0	0	0	0	0
Northwestern	0	0	0	0.0-0	0.0-0	0	0	0	0
Rutgers	0	2	2	0.0-0	0.0-0	0	0	0	0
Penn State	1	0	1	0.0-0	0.0-0	1	0	0	0
Purdue	0	0	0	0.0-0	0.0-0	0	0	0	0
Minnesota	0	0	0	0.0-0	0.0-0	0	0	0	0
vs Miami	0	0	0	0.0-0	0.0-0	0	0	0	0

2019	UT	AT	Tot	TFL-Y	Sk-Y	FF	FR	INT	PD
South Florida	0	0	0	0.0-0	0.0-0	0	0	0	0
Central Mich.	2	0	2	1.0-6	0.0-0	0	0	0	1
Michigan	1	1	2	0.5-1	0.0-0	0	0	0	0
Northwestern	2	2	5	1.0-2	0.0-0	0	0	1	68
Kent State	1	0	1	0.0-0	0.0-0	0	0	0	0
Michigan St.	2	0	2	0.0-0	0.0-0	0	0	0	0
Illinois	0	2	2	0.5-3	0.0-0	0	0	0	0
Ohio State	4	4	8	2.5-12	1.5-10	0	0	0	0
Iowa	3	0	3	0.0-0	0.0-0	0	0	0	1
Nebraska	1	0	1	0.0-0	0.0-0	0	0	0	1
Purdue	1	0	1	0.0-0	0.0-0	0	0	0	0
Minnesota	0	2	2	0.0-0	0.0-0	0	0	0	0
vs Ohio State	0	1	1	0.0-0	0.0-0	0	0	0	0
vs Oregon	1	6	7	1.5-6	0.5-4	0	0	0	0

2020	UT	AT	Tot	TFL-Y	Sk-Y	FF	FR	INT	PD
Illinois	1	0	1	0.0-0	0.0-0	0	1	0	0
Michigan	0	0	0	0.0-0	0.0-0	0	0	0	0
Northwestern	4	0	4	0.0-0	0.0-0	0	0	0	0
Indiana	0	0	0	0.0-0	0.0-0	0	0	0	0
Iowa	4	1	5	1.0-9	1.0-9	0	0	0	0
Minnesota	2	0	2	0.0-0	0.0-0	0	0	0	1
Wake Forest	2	4	6	0.0-0	0.0-0	0	0	1	41

CAREER HIGHS

- Tackles: 8 at Ohio State, Oct. 26, 2019
- Tackles for Loss: 2.5 at Ohio State, Oct. 26, 2019
- Sacks: 1.5 at Ohio State, Oct. 26, 2019
- Interceptions: 1 (2x) MR: vs. Wake Forest, Dec. 30, 2020
- Passes Defended: 1 (5x) MR vs. Minnesota, Dec. 19, 2020

4 DONTE BURTON

■ CB • Sr./Jr. • 5-10 • 183
Loganville, Ga. (Loganville)

CAREER DEFENSIVE STATISTICS

Year	G/S	UT	AT	Tot	TFL-Yd	Sk-Yd	FF	FR	INT	PD
2018	4/0	5	0	5	0.0-0	0.0-0	0	0	0	0
2019	12/2	5	2	7	0.5-4	0.5-4	0	0	0	2
2020	7/3	9	1	10	0.0-0	0.0-0	0	0	0	3
Total	23/5	19	3	22	0.5-4	0.5-4	0	0	0	5

GAME-BY-GAME DEFENSE

2018	UT	AT	Tot	TFL-Y	Sk-Y	FF	FR	INT	PD
W. Kentucky	1	0	1	0.0-0	0.0-0	0	0	0	0
Nebraska	1	0	1	0.0-0	0.0-0	0	0	0	0
Michigan	1	0	1	0.0-0	0.0-0	0	0	0	0
Purdue	2	0	2	0.0-0	0.0-0	0	0	0	0

2019	UT	AT	Tot	TFL-Y	Sk-Y	FF	FR	INT	PD
South Florida	0	0	0	0.0-0	0.0-0	0	0	0	0
Central Mich.	1	0	1	0.0-0	0.0-0	0	0	0	0
Michigan	0	0	0	0.0-0	0.0-0	0	0	0	1
Northwestern	0	0	0	0.0-0	0.0-0	0	0	0	0
Kent State	1	0	1	0.0-0	0.0-0	0	0	0	0
Michigan St.	0	0	0	0.0-0	0.0-0	0	0	0	0
Illinois	0	0	0	0.0-0	0.0-0	0	0	0	1
Ohio State	0	0	0	0.0-0	0.0-0	0	0	0	0
Nebraska	0	0	0	0.0-0	0.0-0	0	0	0	0
Purdue	1	0	1	0.0-0	0.0-0	0	0	0	0
vs Ohio State	2	1	3	0.0-0	0.0-0	0	0	0	0
vs Oregon	0	1	1	0.5-4	0.5-4	0	0	0	0

2020	UT	AT	Tot	TFL-Y	Sk-Y	FF	FR	INT	PD
Illinois	1	0	1	0.0-0	0.0-0	0	0	0	0
Michigan	0	0	0	0.0-0	0.0-0	0	0	0	2
Northwestern	1	0	1	0.0-0	0.0-0	0	0	0	0
Indiana	1	0	1	0.0-0	0.0-0	0	0	0	1
Iowa	2	0	2	0.0-0	0.0-0	0	0	0	0
Minnesota	1	0	1	0.0-0	0.0-0	0	0	0	0
Wake Forest	3	1	4	0.0-0	0.0-0	0	0	0	0

CAREER HIGHS

- Tackles: 4 vs. Wake Forest, Dec. 30, 2020
- Tackles for Loss: 0.5 vs Oregon, Jan. 1, 2020
- Sacks: 0.5 vs Oregon, Jan. 1, 2020
- Interceptions: --
- Passes Defended: 2 at Michigan, Nov. 14, 2020

86 DEVIN CHANDLER

■ WR • So./Fr. • 6-0 • 178
Huntersville, N.C. (Hough)

CAREER RUSHING STATISTICS

Year	GP/GS	Att	Yds	TD	Y/C	LG
2020	4/0	1	18	0	18.0	18
Total	4/0	1	18	0	18.0	18

CAREER RECEIVING STATISTICS

Year	GP/GS	Rec	Yds	TD	Y/C	LG
2020	4/0	2	28	0	14.0	16
Total	4/0	2	28	0	14.0	16

CAREER KICKOFF RETURN STATISTICS

Year	GP/GS	Ret	Yds	TD	Avg	LG
2020	4/0	6	156	0	26.0	59
Total	4/0	6	156	0	26.0	59

GAME-BY-GAME RUSHING/RECEIVING

2020	Rushing				Receiving			
	Att	Yds	TD	Lg	Rec	Yds	TD	Lg
Indiana	0	0	0	0	0	0	0	0
at Iowa	0	0	0	0	2	28	0	16
Minnesota	0	0	0	0	0	0	0	0
Wake Forest	1	18	0	18	0	0	0	0

GAME-BY-GAME KICKOFF RETURNS

2020	Ret	Yds	TD	Avg	LG
Indiana	2	37	0	18.5	22
at Iowa	1	21	0	21.0	21
Minnesota	2	39	0	19.5	24
Wake Forest	1	59	0	59.0	59

CAREER HIGHS

- Rush Attempts: 1 vs. Wake Forest, Dec. 30, 2020
- Rush Yards: 18 vs. Wake Forest, Dec. 30, 2020
- Rush TDs: --
- Receptions: 2 at Iowa, Dec. 12, 2020
- Receiving Yards: 28 at Iowa, Dec. 12, 2020
- Receiving TDs: --
- Long Reception: 16 at Iowa, Dec. 12, 2020
- Kickoff Returns: 2 (2x) MR: vs. Minnesota, Dec. 19, 2020
- Kickoff Return Yds: 59 vs. Wake Forest, Dec. 30, 2020
- Long Kickoff Ret.: 59 vs. Wake Forest, Dec. 30, 2020

44 JOHN CHENAL

■ FB • Sr./Sr. • 6-2 • 256
Grantsburg, Wis. (Grantsburg)

CAREER RUSHING STATISTICS

Year	GP/GS	Att	Yds	TD	Y/C	LG
2018	8/0	0	0	0	0.0	0
2019	14/3	18	65	1	3.6	11
2020	7/0	12	80	2	6.7	43
Total	29/3	30	145	3	4.8	43

CAREER RECEIVING STATISTICS

Year	GP/GS	Rec	Yds	TD	Y/C	LG
2018	8/0	0	0	0	0.0	0
2019	14/3	3	15	0	5.0	12
2020	7/0	0	0	0	0.0	0
Total	29/3	3	15	0	5.0	12

CAREER DEFENSIVE STATISTICS

Year	G/S	UT	AT	Tot	TFL-Yd	Sk-Yd	FF	FR	INT	PD

GAME-BY-GAME KICK RETURNS

2019	Ret	Yds	TD	Avg	Lg
Purdue	1	15	0	15.0	15

CAREER HIGHS

- Rush Attempts: 6 at Michigan, Nov. 14, 2020
- Rush Yards: 71 at Michigan, Nov. 14, 2020
- Rush TDs: 1 (3x) MR vs. Wake Forest, Dec. 30, 2020
- Long Rush: 43 at Michigan, Nov. 14, 2020
- Receptions: 1 (3x) MR vs. Michigan St., Oct. 12, 2019
- Receiving Yards: 12 at South Florida, Aug. 30, 2019
- Receiving TDs: --
- Long Reception: 12 at South Florida, Aug. 30, 2019
- Tackles: 1 (4x) MR vs. Illinois, Oct. 23, 2020

45 LEO CHENAL

- ILB • Jr./Jr. • 6-2 • 261
Grantsburg, Wis. (Grantsburg)

CAREER DEFENSIVE STATISTICS

Year	G/S	UT	AT	Tot	TFL-Yd	Sk-Yd	FF	FR	Int	PD
2019	11/0	16	4	20	2.0-4	1.0-3	0	1	0	0
2020	7/7	31	15	46	6.0-24	3.0-18	1	0	1	0
Total	18/7	47	19	66	8.0-28	4.0-21	1	1	1	0

GAME-BY-GAME DEFENSE

2019	UT	AT	Tot	TFL-Y	Sk-Y	FF	FR	Int	PD
South Florida	3	2	5	0.0-0	0.0-0	0	0-0	0-0	0
Central Mich.	4	0	4	0.0-0	0.0-0	0	0-0	0-0	0
Michigan	0	0	0	0.0-0	0.0-0	0	0-0	0-0	0
Kent State	3	0	3	1.0-3	1.0-3	0	1-14	0-0	0
Ohio State	1	0	1	0.0-0	0.0-0	0	0-0	0-0	0
Iowa	1	0	1	1.0-1	0.0-0	0	0-0	0-0	0
Nebraska	0	0	0	0.0-0	0.0-0	0	0-0	0-0	0
Purdue	0	1	1	0.0-0	0.0-0	0	0-0	0-0	0
Minnesota	1	0	1	0.0-0	0.0-0	0	0-0	0-0	0
vs Ohio State	3	1	4	0.0-0	0.0-0	0	0-0	0-0	0
vs Oregon	0	0	0	0.0-0	0.0-0	0	0-0	0-0	0

2020	UT	AT	Tot	TFL-Y	Sk-Y	FF	FR	Int	PD
Illinois	1	3	4	0.0-0	0.0-0	0	0-0	0-0	0
Michigan	3	0	3	1.0-4	1.0-4	0	0-0	1-31	0
Northwestern	3	3	6	0.0-0	0.0-0	0	0-0	0-0	0
Indiana	9	0	9	0.0-0	0.0-0	0	0-0	0-0	0
Iowa	4	2	6	0.0-0	0.0-0	0	0-0	0-0	0
Minnesota	10	3	13	5.0-20	2.0-14	1	0-0	0-0	0
Wake Forest	1	4	5	0.0-0	0.0-0	0	0-0	0-0	0

CAREER HIGHS

- Tackles: 13 vs. Minnesota, Dec. 19, 2020
- Tackles for Loss: 5.0 vs. Minnesota, Dec. 19, 2020
- Sacks: 2.0 vs. Minnesota, Dec. 19, 2020
- Interceptions: 1 at Michigan, Nov. 14, 2020
- Passes Defended: --

85 CLAY CUNDIFF

- TE • Jr./So. • 6-3 • 244
Wichita, Kan. (Bishop Carroll)

CAREER RUSHING STATISTICS

Year	GP/GS	Att	Yds	TD	Y/C	LG
2019	1/0	0	0	0	0/0	0
2020	Has not played					
Total	1/0	0	0	0	0.0	0

CAREER RECEIVING STATISTICS

Year	GP/GS	Rec	Yds	TD	Y/C	LG
2019	1/0	0	0	0	0.0	0
2020	Has not played					
Total	1/0	0	0	0	0.0	0

GAME-BY-GAME RUSHING/RECEIVING

2019	Rushing				Receiving			
	Att	Yds	TD	Lg	Rec	Yds	TD	Lg
Central Mich.	0	0	0	0	0	0	0	0

CAREER HIGHS

- Receptions: --
- Receiving Yards: --
- Receiving TDs: --
- Long Reception: --

7 DANNY DAVIS III

- WR • 5th/Sr. • 6-0 • 196
Springfield, Ohio (Springfield)

CAREER RUSHING STATISTICS

Year	GP/GS	Att	Yds	TD	Y/C	LG
2017	12/3	3	9	0	3.0	5
2018	11/6	4	56	0	14.0	37
2019	14/4	9	110	1	12.2	29
2020	2/2	8	69	1	8.6	18
Total	39/15	24	244	2	10.2	37

CAREER RECEIVING STATISTICS

Year	GP/GS	Rec	Yds	TD	Y/C	LG
2017	12/3	26	418	5	16.1	50
2018	11/6	40	418	5	10.4	29
2019	14/4	30	250	1	8.3	18
2020	2/2	3	78	1	26.0	53
Total	39/15	99	1164	12	11.8	53

CAREER PUNT RETURN STATISTICS

Year	GP/GS	Ret	Yds	TD	Avg	LG
2017	12/3	0	0	0	0.0	0
2018	11/6	1	1	0	1.0	1
2019	14/4	6	45	0	7.5	21
2020	2/2	2	9	0	4.5	9
Total	39/15	9	54	0	6.0	21

GAME-BY-GAME RUSHING/RECEIVING

2017	Rushing				Receiving			
	Att	Yds	TD	Lg	Rec	Yds	TD	Lg
Utah State	0	0	0	0	0	0	0	0
Fla. Atlantic	1	1	0	1	1	35	0	35
BYU	0	0	0	0	2	67	0	50
Northwestern	0	0	0	0	3	50	1	32
Nebraska	0	0	0	0	0	0	0	0
Purdue	1	3	0	3	1	8	0	8
Indiana	0	0	0	0	1	10	0	10
Iowa	0	0	0	0	4	74	0	28
Michigan	0	0	0	0	1	27	0	27
Minnesota	0	0	0	0	5	41	1	10
vs Ohio State	1	5	0	5	3	50	0	33
Miami	0	0	0	0	5	56	3	20

2018	Rushing				Receiving			
	Att	Yds	TD	Lg	Rec	Yds	TD	Lg
BYU	0	0	0	0	4	40	0	18
Iowa	0	0	0	0	1	12	1	12
Nebraska	0	0	0	0	3	38	0	16
Michigan	1	37	0	0	1	12	0	12
Illinois	0	0	0	0	4	48	0	22
Northwestern	1	19	0	19	5	55	0	15
Rutgers	0	0	0	0	6	60	1	29
Penn State	1	0	0	0	2	24	0	15
Purdue	1	0	0	0	4	36	2	18
Minnesota	0	0	0	0	10	93	1	13
vs Miami	0	0	0	0	0	0	0	0

2019	Rushing				Receiving			
	Att	Yds	TD	Lg	Rec	Yds	TD	Lg
South Florida	0	0	0	0	2	19	0	11
Central Mich.	1	8	0	8	4	46	0	12
Michigan	0	0	0	0	2	8	0	5
Northwestern	0	0	0	0	3	24	0	14
Kent State	0	0	0	0	0	0	0	0
Michigan St.	0	0	0	0	4	33	0	12
Illinois	1	13	0	13	5	38	0	14
Ohio State	0	0	0	0	1	8	0	8
Iowa	1	17	1	17	4	19	1	7
Nebraska	3	48	0	29	0	0	0	0
Purdue	0	0	0	0	0	0	0	0
Minnesota	0	0	0	0	0	0	0	0
vs Ohio State	1	5	0	5	3	38	0	18
vs Oregon	2	19	0	15	2	17	0	9

2020	Rushing				Receiving			
	Att	Yds	TD	Lg	Rec	Yds	TD	Lg
Illinois	1	4	0	4	2	72	1	53
Michigan	7	65	1	18	1	6	0	6

GAME-BY-GAME PUNT RETURNS

2018	Ret	Yds	TD	Avg	LG
	BYU	1	1	0	1.0

2019	Ret	Yds	TD	Avg	LG
	Michigan St.	2	4	0	2.0
Illinois	2	33	0	16.5	21
Nebraska	1	1	0	1.0	1
Purdue	1	7	0	7.0	7

2020	Ret	Yds	TD	Avg	Lg
Illinois	1	0	0	0.0	0
Michigan	1	9	0	9.0	9

CAREER HIGHS

- Rush Attempts: 7 at Michigan, Nov. 14, 2020
- Rush Yards: 65 at Michigan, Nov. 14, 2020
- Rush TDs: 1 (2x) MR: at Michigan, Nov. 14, 2020
- Long Rush: 37 at Michigan, Oct. 13, 2018
- Receptions: 10 vs. Minnesota, Nov. 24, 2018
- Receiving Yards: 93 vs. Minnesota, Nov. 24, 2018
- Receiving TDs: 3 at Miami, Dec. 30, 2017
- Long Reception: 53 vs. Illinois, Oct. 23, 2020
- Punt Returns: 2 (2x) MR vs. Illinois, Oct. 19, 2019
- Punt Return Yds: 33 vs. Illinois, Oct. 19, 2019
- Long Punt Ret.: 21 vs. Illinois, Oct. 19, 2019

32 JULIUS DAVIS

- RB • Jr./So. • 5-10 • 201
Menomonee Falls, Wis. (Menomonee Falls)

CAREER RUSHING STATISTICS

Year	GP/GS	Att	Yds	TD	Y/C	LG
2020	1/0	1	1	0	1.0	1
Total	1/0	1	1	0	1.0	1

CAREER RECEIVING STATISTICS

Year	GP/GS	Rec	Yds	TD	Y/C	LG
2020	1/0	0	0	0	0	0
Total	1/0	0	0	0	0	0

GAME-BY-GAME RUSHING/RECEIVING

2020	Rushing				Receiving			
	Att	Yds	TD	Lg	Rec	Yds	TD	Lg
Minnesota	1	1	0	1	0	0	0	0

CAREER HIGHS

- Rushing Attempts: 1 vs. Minnesota, Dec. 19, 2020
- Rushing Yards: 1 vs. Minnesota, Dec. 19, 2020
- Rushing TDs: --
- Long Rush: 1 vs. Minnesota, Dec. 19, 2020
- Receptions: --
- Receiving Yards: --
- Receiving TDs: --
- Long Reception: --

31 JORDAN DIBENEDETTO

13 CHIMERE DIKE

■ WR ▪ So./So. ▪ 6-1 ▪ 199
Waukesha, Wis. (North)

CAREER RUSHING STATISTICS

Year	GP/GS	Att	Yds	TD	Y/C	LG
2020	7/6	6	48	0	8.0	30
Total	7/6	6	48	0	8.0	30

CAREER RECEIVING STATISTICS

Year	GP/GS	Rec	Yds	TD	Y/C	LG
2020	7/6	12	189	1	15.8	49
Total	7/6	12	189	1	15.8	49

GAME-BY-GAME RUSHING/RECEIVING

2020	Rushing				Receiving			
	Att	Yds	TD	Lg	Rec	Yds	TD	Lg
Illinois	0	0	0	0	0	0	0	0
Michigan	1	30	0	30	2	29	0	19
Northwestern	0	0	0	0	2	52	1	49
Indiana	0	0	0	0	3	40	0	17
Iowa	3	21	0	18	2	24	0	14
Minnesota	1	-1	0	-1	1	9	0	9
Wake Forest	1	-2	0	-2	2	35	0	27

CAREER HIGHS

- Rush Attempts: 3 at Iowa, Dec. 12, 2020
- Rush Yards: 30 at Michigan, Nov. 14, 2020
- Rush TDs: --
- Long Rush: 30 at Michigan, Nov. 14, 2020
- Receptions: 3 vs. Indiana, Dec. 5, 2020
- Receiving Yards: 52 at Northwestern, Nov. 21, 2020
- Receiving TDs: 1 at Northwestern, Nov. 21, 2020
- Long Reception: 49 at Northwestern, Nov. 21, 2020

16 JACK DUNN

■ WR ▪ 6th/Sr. ▪ 5-7 ▪ 176
Madison, Wis. (Edgewood)

CAREER RUSHING STATISTICS

Year	GP/GS	Att	Yds	TD	Y/C	LG
2016	Redshirt season					
2017	8/0	0	0	0	0.0	0
2018	13/0	0	0	0	0.0	0
2019	14/0	2	7	1	3.5	4
2020	6/3	4	5	0	1.3	3
Total	41/3	6	12	1	2.0	4

CAREER RECEIVING STATISTICS

Year	GP/GS	Rec	Yds	TD	Y/C	LG
2016	Redshirt season					
2017	8/0	0	0	0	0.0	0
2018	13/0	1	20	0	20.0	20
2019	14/0	5	41	1	8.2	18
2020	6/3	28	255	1	9.1	24
Total	41/3	34	316	2	9.3	24

CAREER PUNT RETURN STATISTICS

Year	GP/GS	Ret	Yds	TD	Avg	LG
2016	Redshirt season					
2017	8/0	0	0	0	0.0	0
2018	13/0	17	94	0	5.5	15
2019	14/0	24	200	0	8.3	41
2020	6/3	0	0	0	0.0	0
Total	41/3	41	294	0	7.2	41

GAME-BY-GAME RUSHING/RECEIVING

2017	Rushing				Receiving			
	Att	Yds	TD	Lg	Rec	Yds	TD	Lg
Utah State	0	0	0	0	0	0	0	0
Fla. Atlantic	0	0	0	0	0	0	0	0
Purdue	0	0	0	0	0	0	0	0
Maryland	0	0	0	0	0	0	0	0
Indiana	0	0	0	0	0	0	0	0
Iowa	0	0	0	0	0	0	0	0
Minnesota	0	0	0	0	0	0	0	0
vs Ohio State	0	0	0	0	0	0	0	0

2018	Rushing				Receiving			
	Att	Yds	TD	Lg	Rec	Yds	TD	Lg
W. Kentucky	0	0	0	0	1	20	0	20
New Mexico	0	0	0	0	0	0	0	0
BYU	0	0	0	0	0	0	0	0
Iowa	0	0	0	0	0	0	0	0
Nebraska	0	0	0	0	0	0	0	0

Michigan	0	0	0	0	0	0	0	0
Illinois	0	0	0	0	0	0	0	0
Northwestern	0	0	0	0	0	0	0	0
Rutgers	0	0	0	0	0	0	0	0
Penn State	0	0	0	0	0	0	0	0
Purdue	0	0	0	0	0	0	0	0
Minnesota	0	0	0	0	0	0	0	0
vs Miami	0	0	0	0	0	0	0	0

2019	Rushing				Receiving			
	Att	Yds	TD	Lg	Rec	Yds	TD	Lg
South Florida	0	0	0	0	1	-1	0	-1
Central Mich.	0	0	0	0	2	16	0	8
Michigan	0	0	0	0	0	0	0	0
Northwestern	0	0	0	0	0	0	0	0
Kent State	1	3	1	3	1	8	0	8
Michigan St.	0	0	0	0	0	0	0	0
Illinois	0	0	0	0	0	0	0	0
Ohio State	0	0	0	0	0	0	0	0
Iowa	0	0	0	0	0	0	0	0
Nebraska	0	0	0	0	0	0	0	0
Purdue	0	0	0	0	1	18	1	18
Minnesota	0	0	0	0	0	0	0	0
vs Ohio State	0	0	0	0	0	0	0	0
vs Oregon	1	4	0	4	0	0	0	0

2020	Rushing				Receiving			
	Att	Yds	TD	Lg	Rec	Yds	TD	Lg
Illinois	1	3	0	3	3	21	0	13
Northwestern	1	0	0	0	4	37	0	17
Indiana	0	0	0	0	3	6	0	7
Iowa	2	2	0	3	5	55	0	21
Minnesota	0	0	0	0	7	76	1	24
Wake Forest	0	0	0	0	6	60	0	19

GAME-BY-GAME PUNT RETURNS

2018	Ret	Yds	TD	Avg	Lg
BYU	1	10	0	10.0	10
Iowa	1	5	0	5.0	5
Nebraska	1	15	0	15.0	15
Michigan	1	15	0	15.0	15
Illinois	1	15	0	15.0	15
Northwestern	1	11	0	11.0	11
Rutgers	2	8	0	4.0	7
Penn State	1	5	0	5.0	5
Purdue	3	3	0	1.0	3
Minnesota	1	0	0	0.0	0
vs Miami	4	7	0	1.75	4

2019	Ret	Yds	TD	Avg	Lg
South Florida	4	62	0	15.5	41
Central Michigan	5	51	0	10.2	16
Michigan	4	39	0	9.8	14
Northwestern	3	3	0	1.0	3
Kent State	3	20	0	6.7	12
Michigan State	1	5	0	5.0	5
Illinois	0	0	0	0.0	0
Ohio State	0	0	0	0.0	0
Iowa	0	0	0	0.0	0
Nebraska	0	0	0	0.0	0
Purdue	0	0	0	0.0	0
Minnesota	0	0	0	0.0	0
vs Ohio State	0	0	0	0.0	0
vs Oregon	4	20	0	5.0	9

CAREER HIGHS

- Rush Attempts: 2 at Iowa, Dec. 12, 2020
- Rush Yards: 3 (2x) MR vs. Illinois, Oct. 23, 2020
- Rush TDs: 1 vs. Kent State, Oct. 5, 2019
- Long Rush: 3 (3x) MR at Iowa, Dec. 12, 2020
- Receptions: 7 vs. Minnesota, Dec. 19, 2020
- Receiving Yards: 76 vs. Minnesota, Dec. 19, 2020
- Receiving TDs: 1 (2x) MR: vs. Minnesota, Dec. 19, 2020
- Long Reception: 24 vs. Minnesota, Dec. 19, 2020
- Punt Returns: 5 vs. Central Michigan, Sept. 7, 2019
- Punt Return Yds: 62 at South Florida, Aug. 30, 2019
- Punt Return Ret.: 41 at South Florida, Aug. 30, 2019
- Tackles: 1 at Northwestern, Nov. 21, 2020

43 QUAN EASTERLING

■ FB ▪ Jr./So. ▪ 6-3 ▪ 239
Akron, Ohio (Archbishop Hoban)

CAREER RUSHING STATISTICS

Year	GP/GS	Att	Yds	TD	Y/C	LG
2019	1/0	0	0	0	0/0	0
2020	Has not played					
Total	1/0	0	0	0	0.0	0

CAREER RECEIVING STATISTICS

Year	GP/GS	Rec	Yds	TD	Y/C	LG
2019	1/0	0	0	0	0.0	0
2020	Has not played					
Total	1/0	0	0	0	0.0	0

GAME-BY-GAME RUSHING/RECEIVING

2019	Rushing				Receiving			
	Att	Yds	TD	Lg	Rec	Yds	TD	Lg
Illinois	0	0	0	0	0	0	0	0

CAREER HIGHS

- Rush Attempts: --
- Rush Yards: --
- Long Rush: --

6 DEAN ENGRAM

■ CB ▪ Jr./So. ▪ 5-9 ▪ 168
Columbia, Md. (Gonzaga College HS)

CAREER DEFENSIVE STATISTICS

Year	G/S	UT	AT	Tot	TFL-Yd	Sk-Yd	FF	FR	INT	PD
2019	Redshirt season									
2020	7/0	0	0	0	0.0-0	0.0-0	0	0	0	0
Total	7/0	0	0	0	0.0-0	0.0-0	0	0	0	0

CAREER PUNT RETURN STATISTICS

Year	GP/GS	Ret	Yds	TD	Avg	LG
2019	Redshirt season					
2020	7/0	9	14	0	1.6	5
Total	7/0	9	14	0	1.6	5

GAME-BY-GAME PUNT RETURNS

2020	Ret	Yds	TD	Avg	Lg
Illinois	0	0	0	0.0	0
Michigan	2	0	0	0.0	0
Northwestern	3	7	0	3.5	5
Indiana	0	0	0	0.0	0
Iowa	0	0	0	0.0	0
Minnesota	2	7	0	3.5	5
Wake Forest	2	0	0	0.0	0

CAREER HIGHS

- Punt Returns: 3 at Northwestern, Nov. 21, 2020
- Punt Return Yds: 7 (2x) MR: vs. Minnesota, Dec. 19, 2020
- Long Punt Ret.: 5 (2x) MR: vs. Minnesota, Dec. 19, 2020

82 JACK ESCHENBACH

■ TE ▪ Sr./Jr. ▪ 6-6 ▪ 245
Downers Grove, Ill. (Benet Academy)

CAREER RUSHING STATISTICS

Year	GP/GS	Att	Yds	TD	Y/C	LG
2018	Redshirt season					
2019						

GAME-BY-GAME RUSHING/RECEIVING

2019	Rushing				Receiving			
	Att	Yds	TD	Lg	Rec	Yds	TD	Lg
South Florida	0	0	0	0	0	0	0	0
Central Mich.	0	0	0	0	0	0	0	0
Kent State	0	0	0	0	0	0	0	0
Michigan State	0	0	0	0	0	0	0	0

2020	Rushing				Receiving			
	Att	Yds	TD	Lg	Rec	Yds	TD	Lg
Illinois	0	0	0	0	0	0	0	0
Michigan	0	0	0	0	0	0	0	0
Northwestern	0	0	0	0	1	5	0	5
Indiana	0	0	0	0	1	22	0	22
Iowa	0	0	0	0	0	0	0	0

GAME-BY-GAME DEFENSE

2020	UT	AT	Tot	TFL-Y	Sk-Y	FF	FR	INT	PD
Minnesota	0	1	1	0.0-0	0.0-0	0	0-0	0-0	0

CAREER HIGHS

- Receptions: 1 (2x) MR: vs. Indiana, Dec. 5, 2020
- Receiving Yards: 22 vs. Indiana, Dec. 5, 2020
- Receiving TDs: --
- Long Reception: 22 vs. Indiana, Dec. 5, 2020
- Tackles: 1 vs. Minnesota, Dec. 19, 2020
- Tackles for Loss: --

84 JAKE FERGUSON

■ TE ▪ 5th/Sr. ▪ 6-5 ▪ 244
Madison, Wis. (Memorial)

CAREER RECEIVING STATISTICS

Year	GP/GS	Rec	Yds	TD	Y/C	LG
2017						
Redshirt season						
2018	13/2	36	456	4	12.7	36
2019	14/14	33	407	2	12.3	28
2020	7/7	30	310	4	10.3	34
Total	34/23	99	1,168	10	11.8	36

GAME-BY-GAME RUSHING/RECEIVING

2018	Rushing				Receiving			
	Att	Yds	TD	Lg	Rec	Yds	TD	Lg
W. Kentucky	0	0	0	0	4	43	0	11
New Mexico	0	0	0	0	1	4	0	4
BYU	0	0	0	0	3	61	0	27
Iowa	0	0	0	0	4	58	1	23
Nebraska	0	0	0	0	4	47	1	15
Michigan	0	0	0	0	2	46	0	36
Illinois	0	0	0	0	3	62	1	27
Northwestern	0	0	0	0	2	7	0	4
Rutgers	0	0	0	0	2	33	0	20
Penn State	0	0	0	0	2	18	0	11
Purdue	0	0	0	0	2	16	0	11
Minnesota	0	0	0	0	5	46	1	12
vs Miami	0	0	0	0	2	15	0	10

2019	Rushing				Receiving			
	Att	Yds	TD	Lg	Rec	Yds	TD	Lg
South Florida	0	0	0	0	3	22	0	8
Central Mich.	0	0	0	0	3	49	0	22
Michigan	0	0	0	0	3	28	0	11
Northwestern	0	0	0	0	1	2	0	2
Kent State	0	0	0	0	1	2	1	2
Michigan State	0	0	0	0	4	62	0	27
Illinois	0	0	0	0	5	77	1	19
Ohio State	0	0	0	0	1	5	0	5
Iowa	0	0	0	0	2	19	0	14
Nebraska	0	0	0	0	1	14	0	14
Purdue	0	0	0	0	2	30	0	28
Minnesota	0	0	0	0	1	20	0	20
vs Ohio State	0	0	0	0	2	33	0	24
vs Oregon	0	0	0	0	4	44	0	22

2020	Rushing				Receiving			
	Att	Yds	TD	Lg	Rec	Yds	TD	Lg
Illinois	0	0	0	0	7	72	3	34
Michigan	0	0	0	0	4	51	1	18
Northwestern	0	0	0	0	7	58	0	15
Indiana	0	0	0	0	5	54	0	16
Iowa	0	0	0	0	3	14	0	6
Minnesota	0	0	0	0	3	35	0	23
Wake Forest	0	0	0	0	1	21	0	21

CAREER HIGHS

- Receptions: 7 (2x) MR: at Northwestern, Nov. 21, 2020
- Receiving Yards: 77 vs. Illinois, Oct. 19, 2019
- Receiving TDs: 3 vs. Illinois, Oct. 23, 2020
- Long Reception: 36 at Michigan, Oct. 13, 2018

81 JAYLAN FRANKLIN

■ TE ▪ Sr./Jr. ▪ 6-4 ▪ 240
Brownstown, Mich. (O.A. Carlson)

CAREER DEFENSIVE STATISTICS

Year	G/S	UT	AT	Tot	TFL-Yd	Sk-Yd	FF	FR	INT	PD
2018										
Redshirt season										
2019	14/0	2	0	2	1.0-8	1.0-8	0	0-0	0-0	0
2020	5/0	0	0	0	0.0-0	0.0-0	0	0-0	0-0	0
Total	19/0	2	0	2	1.0-8	1.0-8	0	0-0	0-0	0

GAME-BY-GAME DEFENSE

2019	UT	AT	Tot	TFL-Y	Sk-Y	FF	FR	INT	PD
South Florida	1	0	1	1.0-8	1.0-8	0	0-0	0-0	0
Central Mich.	0	0	0	0.0-0	0.0-0	0	0-0	0-0	0
Michigan	0	0	0	0.0-0	0.0-0	0	0-0	0-0	0
Northwestern	0	0	0	0.0-0	0.0-0	0	0-0	0-0	0
Kent State	0	0	0	0.0-0	0.0-0	0	0-0	0-0	0
Michigan St.	0	0	0	0.0-0	0.0-0	0	0-0	0-0	0
Illinois	0	0	0	0.0-0	0.0-0	0	0-0	0-0	0
Ohio State	0	0	0	0.0-0	0.0-0	0	0-0	0-0	0
Iowa	0	0	0	0.0-0	0.0-0	0	0-0	0-0	0
Nebraska	1	0	1	0.0-0	0.0-0	0	0-0	0-0	0
Purdue	0	0	0	0.0-0	0.0-0	0	0-0	0-0	0
Minnesota	0	0	0	0.0-0	0.0-0	0	0-0	0-0	0
vs Ohio State	0	0	0	0.0-0	0.0-0	0	0-0	0-0	0
vs Oregon	0	0	0	0.0-0	0.0-0	0	0-0	0-0	0

2020	UT	AT	Tot	TFL-Y	Sk-Y	FF	FR	INT	PD
Illinois	0	0	0	0.0-0	0.0-0	0	0-0	0-0	0
Michigan	0	0	0	0.0-0	0.0-0	0	0-0	0-0	0
Northwestern	0	0	0	0.0-0	0.0-0	0	0-0	0-0	0
Indiana	0	0	0	0.0-0	0.0-0	0	0-0	0-0	0
Wake Forest	0	0	0	0.0-0	0.0-0	0	0-0	0-0	0

CAREER HIGHS

- Tackles: 1 (2x) MR: at Nebraska, Nov. 16, 2019
- Tackles for Loss: 1.0 at South Florida, Aug. 30, 2019
- Sacks: 1.0 at South Florida, Aug. 30, 2019
- Interceptions: --
- Passes Defended: --

98 C.J. GOETZ

■ OLB ▪ Sr./Jr. ▪ 6-3 ▪ 243
Muskego, Wis. (Catholic Memorial)

CAREER DEFENSIVE STATISTICS

Year	G/S	UT	AT	Tot	TFL-Yd	Sk-Yd	FF	FR	INT	PD
2018										
Redshirt season										
2019	14/0	0	0	0	0.0-0	0.0-0	0	0-0	0-0	0
2020	6/0	6	4	10	2.0-7	1.0-3	0	0-0	0-0	0
Total	20/0	6	4	10	2.0-7	1.0-3	0	0-0	0-0	0

GAME-BY-GAME DEFENSE

2019	UT	AT	Tot	TFL-Y	Sk-Y	FF	FR	INT	PD
South Florida	0	0	0	0.0-0	0.0-0	0	0-0	0-0	0
Central Mich.	0	0	0	0.0-0	0.0-0	0	0-0	0-0	0
Michigan	0	0	0	0.0-0	0.0-0	0	0-0	0-0	0
Northwestern	0	0	0	0.0-0	0.0-0	0	0-0	0-0	0
Kent State	0	0	0	0.0-0	0.0-0	0	0-0	0-0	0
Michigan St.	0	0	0	0.0-0	0.0-0	0	0-0	0-0	0
Illinois	0	0	0	0.0-0	0.0-0	0	0-0	0-0	0
Ohio State	0	0	0	0.0-0	0.0-0	0	0-0	0-0	0
Iowa	0	0	0	0.0-0	0.0-0	0	0-0	0-0	0
Nebraska	0	0	0	0.0-0	0.0-0	0	0-0	0-0	0
Purdue	0	0	0	0.0-0	0.0-0	0	0-0	0-0	0
Minnesota	0	0	0	0.0-0	0.0-0	0	0-0	0-0	0
vs Ohio State	0	0	0	0.0-0	0.0-0	0	0-0	0-0	0
vs Oregon	0	0	0	0.0-0	0.0-0	0	0-0	0-0	0

2020	UT	AT	Tot	TFL-Y	Sk-Y	FF	FR	INT	PD
Illinois	3	0	3	1.0-3	1.0-3	0	0-0	0-0	0
Michigan	0	4	4	0.0-0	0.0-0	0	0-0	0-0	0
Northwestern	2	0	2	1.0-4	0.0-0	0	0-0	0-0	0
Indiana	1	0	1	0.0-0	0.0-0	0	0-0	0-0	0
Iowa	0	0	0	0.0-0	0.0-0	0	0-0	0-0	0
Minnesota	0	0	0	0.0-0	0.0-0	0	0-0	0-0	0

CAREER HIGHS

- Tackles: 4 at Michigan, Nov. 14, 2020
- Tackles for Loss: 1.0 (2x) MR: at Northwestern, Nov. 21, 2020
- Sacks: 1.0 vs. Illinois, Oct. 23, 2020
- Interceptions: --

39 TATUM GRASS

■ ILB ▪ Jr./So. ▪ 6-2 ▪ 231
Holmen, Wis. (Holmen)

CAREER DEFENSIVE STATISTICS

Year	G/S	UT	AT	Tot	TFL-Yd	Sk-Yd	FF	FR	INT	PD
2019										
Redshirt season										
2020	7/0	2	3	5	0.0-0	0.0-0	0	0-0	0-0	0
Total	7/0	2	3	5	0.0-0	0.0-0	0	0-0	0-0	0

GAME-BY-GAME DEFENSE

2020	UT	AT	Tot	TFL-Y	Sk-Y	FF	FR	INT	PD
Illinois	1	0	1	0.0-0	0.0-0	0	0-0	0-0	0
Michigan	1	1							

20 ISAAC GUERENDO

■ RB ■ Sr./Jr. ■ 6-0 ■ 219
Clayton, Ind. (Avon)

CAREER RUSHING STATISTICS

Year	GP/GS	Att	Yds	TD	Y/C	LG
2018	4/0	0	0	0	0.0	0
2019	6/0	1	1	0	1.0	1
2020	1/0	11	36	0	3.3	13
Total	11/0	12	36	0	3.1	13

CAREER RECEIVING STATISTICS

Year	GP/GS	Rec	Yds	TD	Y/C	LG
2018	4/0	0	0	0	0.0	0
2019	6/0	1	3	0	3.0	3
2020	1/0	0	0	0	0.0	0
Total	11/0	1	3	0	3.0	3

CAREER KICK RETURN STATISTICS

Year	GP/GS	Ret	Yds	TD	Avg	LG
2018	4/0	0	0	0	0.0	0
2019	6/0	1	49	0	49.0	49
2020	1/0	0	0	0	0.0	0
Total	11/0	1	49	0	49.0	49

GAME-BY-GAME RUSHING/RECEIVING

2018	Rushing				Receiving		
	Att	Yds	TD	Lg	Rec	Yds	TD
Nebraska	0	0	0	0	0	0	0
Michigan	0	0	0	0	0	0	0
Minnesota	0	0	0	0	0	0	0
vs Miami	0	0	0	0	0	0	0

2019

	Rushing				Receiving		
	Att	Yds	TD	Lg	Rec	Yds	TD
Iowa	0	0	0	0	0	0	0
Nebraska	0	0	0	0	0	0	0
Purdue	0	0	0	0	0	0	0
Minnesota	0	0	0	0	0	0	0
vs Ohio State	0	0	0	0	0	0	0
vs Oregon	1	1	0	1	1	3	0

2020

	Rushing				Receiving		
	Att	Yds	TD	Lg	Rec	Yds	TD
Illinois	11	36	0	13	0	0	0

GAME-BY-GAME KICK RETURNS

2019	Ret	Yds	TD	Avg	Lg
Minnesota	1	49	0	49.0	49

- CAREER HIGHS**
- Rushing Attempts: 11 vs. Illinois, Oct. 23, 2020
 - Rushing Yards: 36 vs. Illinois, Oct. 23, 2020
 - Receptions: 1 vs. Oregon, Jan. 1, 2020
 - Receiving Yards: 3 vs. Oregon, Jan. 1, 2020
 - Kick Returns: 1 at Minnesota, Nov. 30, 2019
 - Kick Return Yds: 49 at Minnesota, Nov. 30, 2019
 - Long Kick Ret.: 49 at Minnesota, Nov. 30, 2019

8 DERON HARRELL

■ CB ■ 5th/Sr. ■ 6-2 ■ 180
Denver, Colo. (East)

CAREER DEFENSIVE STATISTICS

Year	G/S	UT	AT	Tot	TFL-Yd	Sk-Yd	FF	FR	INT	PD
2017										
Redshirt season										
2018	10/5	6	4	10	0.0-0	0.0-0	0	0	0	2
2019	8/4	7	2	9	0.0-0	0.0-0	0	0	0	4
2020	4/0	6	1	7	0.0-0	0.0-0	0	0	0	2
Total	22/9	19	7	26	0.0-0	0.0-0	0	0	0	8

GAME-BY-GAME DEFENSE

2018	UT	AT	Tot	TFL-Y	Sk-Y	FF	FR	INT	PD
W. Kentucky	0	0	0	0.0-0	0.0-0	0	0-0	0-0	0
New Mexico	0	0	0	0.0-0	0.0-0	0	0-0	0-0	0
BYU	0	0	0	0.0-0	0.0-0	0	0-0	0-0	0
Iowa	3	0	3	0.0-0	0.0-0	0	0-0	0-0	0
Nebraska	0	2	2	0.0-0	0.0-0	0	0-0	0-0	0
Michigan	2	1	3	0.0-0	0.0-0	0	0-0	0-0	0
Illinois	0	0	0	0.0-0	0.0-0	0	0-0	0-0	1
Penn State	1	1	2	0.0-0	0.0-0	0	0-0	0-0	0
Purdue	0	0	0	0.0-0	0.0-0	0	0-0	0-0	1
Minnesota	0	0	0	0.0-0	0.0-0	0	0-0	0-0	0

2019

	UT	AT	Tot	TFL-Y	Sk-Y	FF	FR	INT	PD
South Florida	0	0	0	0.0-0	0.0-0	0	0-0	0-0	0
Central Mich.	1	1	2	0.0-0	0.0-0	0	0-0	0-0	0
Michigan	3	0	3	0.0-0	0.0-0	0	0-0	0-0	1
Northwestern	3	1	4	0.0-0	0.0-0	0	0-0	0-0	1
Kent State	0	0	0	0.0-0	0.0-0	0	0-0	0-0	2
Michigan St.	0	0	0	0.0-0	0.0-0	0	0-0	0-0	0
Iowa	0	0	0	0.0-0	0.0-0	0	0-0	0-0	0
Minnesota	0	0	0	0.0-0	0.0-0	0	0-0	0-0	0

2019

	UT	AT	Tot	TFL-Y	Sk-Y	FF	FR	INT	PD
Indiana	1	1	2	0.0-0	0.0-0	0	0-0	0-0	0
Iowa	0	0	0	0.0-0	0.0-0	0	0-0	0-0	0
Minnesota	3	0	3	0.0-0	0.0-0	0	0-0	0-0	0
Wake Forest	2	0	2	0.0-0	0.0-0	0	0-0	0-0	2

- CAREER HIGHS**
- Tackles: 4 vs. Northwestern, Sept. 28, 2019
 - Tackles for Loss: --
 - Sacks: --
 - Interceptions: --
 - Passes Defended: 2 (2x) MR vs. Wake Forest, Dec. 30, 2020

92 MATT HENNINGSEN

■ DE ■ 5th/Sr. ■ 6-3 ■ 291
Menomonee Falls, Wis. (Menomonee Falls)

CAREER DEFENSIVE STATISTICS

Year	G/S	UT	AT	Tot	TFL-Yd	Sk-Yd	FF	FR	INT	PD
2017										
Redshirt season										
2018	13/10	8	24	32	2.5-15	1.0-14	0	0	0	1
2019	14/5	14	10	24	5.0-34	4.0-33	0	3	0	2
2020	2/1	1	1	2	0.0-0	0.0-0	0	0	0	0
Total	29/16	23	35	58	7.5-49	5.0-47	0	3	0	3

GAME-BY-GAME DEFENSE

2018	UT	AT	Tot	TFL-Y	Sk-Y	FF	FR	INT	PD
W. Kentucky	1	3	4	0.0-0	0.0-0	0	0-0	0-0	0
New Mexico	1	1	2	1.0-1	0.0-0	0	0-0	0-0	0
BYU	0	2	2	0.0-0	0.0-0	0	0-0	0-0	0
Iowa	0	2	2	0.0-0	0.0-0	0	0-0	0-0	0
Nebraska	0	0	0	0.0-0	0.0-0	0	0-0	0-0	0
Michigan	3	3	6	0.0-0	0.0-0	0	0-0	0-0	0
Illinois	2	0	2	1.0-14	1.0-14	0	0-0	0-0	0
Northwestern	0	2	2	0.0-0	0.0-0	0	0-0	0-0	0
Rutgers	0	3	3	0.0-0	0.0-0	0	0-0	0-0	0
Penn State	0	1	1	0.0-0	0.0-0	0	0-0	0-0	0
Purdue	0	2	2	0.0-0	0.0-0	0	0-0	0-0	0
Minnesota	0	2	2	0.0-0	0.0-0	0	0-0	0-0	1
vs Miami	1	3	4	0.5-0	0.0-0	0	0-0	0-0	0

2019

	UT	AT	Tot	TFL-Y	Sk-Y	FF	FR	INT	PD
South Florida	2	1	3	1.0-8	1.0-8	0	1-16	0-0	0
Central Mich.	0	1	1	0.0-0	0.0-0	0	0-0	0-0	0
Michigan	1	1	2	1.0-1	0.0-0	0	0-0	0-0	1
Northwestern	3	0	3	1.0-9	1.0-9	0	1-0	0-0	0
Kent State	0	0	0	0.0-0	0.0-0	0	0-0	0-0	0
Michigan St.	0	0	0	0.0-0	0.0-0	0	0-0	0-0	0
Illinois	1	2	3	0.0-0	0.0-0	0	0-0	0-0	0
Ohio State	2	3	5	0.0-0	0.0-0	0	0-0	0-0	1
Iowa	1	0	1	1.0-8	1.0-8	0	0-0	0-0	0
Nebraska	2	1	3	0.0-0	0.0-0	0	0-0	0-0	0
Purdue	1	0	1	0.0-0	0.0-0	0	0-0	0-0	0
Minnesota	0	1	1	0.0-0	0.0-0	0	0-0	0-0	0
vs Ohio State	1	0	1	1.0-8	1.0-8	0	1-0	0-0	0
vs Oregon	0	0	0	0.0-0	0.0-0	0	0-0	0-0	0

2020

	UT	AT	Tot	TFL-Y	Sk-Y	FF	FR	INT	PD
Illinois	1	0	1	0.0-0	0.0-0	0	0-0	0-0	0
Michigan	0	1	1	0.0-0	0.0-0	0	0-0	0-0	0

- CAREER HIGHS**
- Tackles: 6 at Michigan, Oct. 13, 2018
 - Tackles for Loss: 1.0 (7x) MR vs. Ohio State, Dec. 7, 2019
 - Sacks: 1.0 (5x) MR vs. Ohio State, Dec. 7, 2019
 - Interceptions: --
 - Passes Defended: 1 (3x) MR at Ohio State, Oct. 26, 2019

19 NICK HERBIG

■ OLB ■ So./So. ■ 6-2 ■ 227
Kauai, Hawaii (Saint Louis School)

CAREER DEFENSIVE STATISTICS

Year	G/S	UT	AT	Tot	TFL-Yd	Sk-Yd	FF	FR	INT	PD
2020	7/7	23	3	26	6.0-11	1.0-5	0	1	0	1
Total	7/7	23	3	26	6.0-11	1.0-5	0	1	0	1

GAME-BY-GAME DEFENSE

2020	UT	AT	Tot	TFL-Y	Sk-Y	FF	FR	INT	PD
Illinois	1	0	1	1.0-5	1.0-5	0	0-0	0-0	1
Michigan	5	0	5	3.0-3	0.0-0	0	0-0	0-0	0
Northwestern	3	0	3	1.0-1	0.0-0	0	0-0	0-0	0
Indiana	2	0	2	0.0-0	0.0-0	0	1-0	0-0	0
Iowa	3	1	4	1.0-2	0.0-0	0	0-0	0-0	0
Minnesota	7	0	7	0.0-0	0.0-0	0	0-0	0-0	0
Wake Forest	2	2	4	0.0-0	0.0-0	0	0-0	0-0	0

- CAREER HIGHS**
- Tackles: 7 vs. Minnesota, Dec. 19, 2020
 - Tackles for Loss: 3.0 at Michigan, Nov. 14, 2020
 - Sacks: 1.0 vs. Illinois, Oct. 23, 2020
 - Interceptions: --
 - Passes Defended: 1 vs. Illinois, Oct. 23, 2020

1 FAION HICKS

■ CB ■ 5th/Sr. ■ 5-10 ■ 192
Miami, Fla. (Flanagan)

CAREER DEFENSIVE STATISTICS

Year	G/S	UT	AT	Tot	TFL-Yd	Sk-Yd	FF	FR	INT	PD
2017										
Redshirt season										
2018	12/11	28	7	35	1.0-3					

52 KADEN JOHNSON

■ OLB • So./Fr. • 6-2 • 233
St. Paul, Minn. (Minnehaha Academy)

CAREER DEFENSIVE STATISTICS

Year	G/S	UT	AT	Tot	TFL-Yd	Sk-Yd	FF	FR	INT	PD
2020	3/0	0	0	0	0.0-0	0.0-0	0	0	0	0
Total	3/0	0	0	0	0.0-0	0.0-0	0	0	0	0

GAME-BY-GAME DEFENSE

2020	UT	AT	Tot	TFL-Y	Sk-Y	FF	FR	INT	PD
Indiana	0	0	0	0.0-0	0.0-0	0	0-0	0-0	0
Iowa	0	0	0	0.0-0	0.0-0	0	0-0	0-0	0
Wake Forest	0	0	0	0.0-0	0.0-0	0	0-0	0-0	0

CAREER HIGHS

- Tackles: --
- Tackles for Loss: --
- Sacks: --
- Interceptions: --
- Passes Defended: --

56 RODAS JOHNSON

■ DE • Jr./So. • 6-2 • 286
Columbus, Ohio (St. Francis DeSales)

CAREER DEFENSIVE STATISTICS

Year	G/S	UT	AT	Tot	TFL-Yd	Sk-Yd	FF	FR	INT	PD
2020	1/0	0	1	1	0.0-0	0.0-0	0	0	0	0
Total	1/0	0	1	1	0.0-0	0.0-0	0	0	0	0

GAME-BY-GAME DEFENSE

2020	UT	AT	Tot	TFL-Y	Sk-Y	FF	FR	INT	PD
Wake Forest	0	1	1	0.0-0	0.0-0	0	0-0	0-0	0

CAREER HIGHS

- Tackles: 1 vs. Wake Forest, Dec. 30, 2020
- Tackles for Loss: --
- Sacks: --
- Interceptions: --
- Passes Defended: --

19 COLLIN LARSH

■ K • 5th/Sr. • 5-10 • 194
Marshall, Wis. (Monona Grove)

CAREER KICKOFF STATISTICS

Year	G/S	No.	Yards	Avg.
2017		Redshirt season		
2018		Did not play		
2019	12/0	0	0	0.0
2020	7/0	0	0	0.0
Total	19/0	0	0	0.0

CAREER KICKING STATISTICS

Year	G/S	FGM	FGA	FG%	Lg	PAT	PAT%
2017		Redshirt season					
2018		Did not play					
2019	12/0	12	18	.667	44	53-54	.981
2020	7/0	5	7	.714	31	23-23	1.000
Total	19/0	17	25	.680	44	76-77	.987

GAME-BY-GAME KICKING

2019	Field Goals			Kickoffs			PAT
	M-A	Lg	Bk	No	Yds	Avg	
South Florida	0-1	--	0	0	0	0.0	0
Central Mich.	1-2	28	0	0	0	0.0	0
Michigan	0-1	--	0	0	0	0.0	0
Northwestern	1-1	36	0	0	0	0.0	0
Kent State	0-0	0	0	0	0	0.0	0
Michigan St.	1-1	29	0	0	0	0.0	0
Illinois	3-4	44	0	0	0	0.0	0
Ohio State	0-0	0	0	0	0	0.0	0
Iowa	1-2	29	0	0	0	0.0	0
Nebraska	3-3	31	0	0	0	0.0	0
Purdue	0-0	0	0	0	0	0.0	0
vs Oregon	2-3	44	0	0	0	0.0	0
2020	Field Goals			Kickoffs			PAT
M-A	Lg	Bk	No	Yds	Avg	M-A	
Illinois	1-1	19	0	0	0	0.0	0
Michigan	0-0	0	0	0	0	0.0	0
Northwestern	0-0	0	0	0	0	0.0	0
Indiana	2-2	29	0	0	0	0.0	0

Iowa	0-1	--	0	0	0	0.0	0	0	1-1
Minnesota	2-3	31	0	0	0	0.0	0	0	2-2
Wake Forest	0-0	0	0	0	0	0.0	0	0	6-6

CAREER HIGHS

- FG Made: 3 (2x) MR at Nebraska, Nov. 16, 2019
- FG Attempted: 4 vs. Illinois, Oct. 19, 2019
- Long FG: 44 (2x) MR vs. Oregon, Jan. 1, 2020
- PAT Made: 8 vs. Central Michigan, Sept. 7, 2019
- PAT Attempted: 8 vs. Central Michigan, Sept. 7, 2019
- Kickoffs: --
- Kickoff Average: --

7 SPENCER LYTLE

■ OLB • Jr./So. • 6-2 • 230
Redondo Beach, Calif. (St. John Bosco)

CAREER DEFENSIVE STATISTICS

Year	G/S	UT	AT	Tot	TFL-Yd	Sk-Yd	FF	FR	INT	PD
2020	5/0	1	1	2	0.0-0	0.0-0	0	1	0	0
Total	5/0	1	1	2	0.0-0	0.0-0	0	1	0	0

GAME-BY-GAME DEFENSE

2020	UT	AT	Tot	TFL-Y	Sk-Y	FF	FR	INT	PD
Michigan	0	1	1	0.0-0	0.0-0	0	0-0	0-0	0
Northwestern	0	0	0	0.0-0	0.0-0	0	1-0	0-0	0
Iowa	0	0	0	0.0-0	0.0-0	0	0-0	0-0	0
Minnesota	0	0	0	0.0-0	0.0-0	0	0-0	0-0	0
Wake Forest	1	0	1	0.0-0	0.0-0	0	0-0	0-0	0

CAREER HIGHS

- Tackles: 1 (2x) vs. Wake Forest, Dec. 30, 2020
- Tackles for Loss: --
- Sacks: --

30 TYLER MAIS

■ S • 5th/Sr. • 6-1 • 201
Waunakee, Wis. (Waunakee)

CAREER DEFENSIVE STATISTICS

Year	G/S	UT	AT	Tot	TFL-Yd	Sk-Yd	FF	FR	Int	PD
2017		Redshirt season								
2018		Did not play								
2019	14/0	4	1	5	0.0-0	0.0-0	0	0	0	0
2020	7/0	5	0	5	0.0-0	0.0-0	0	0	0	0
Total	21/0	9	1	10	0.0-0	0.0-0	0	0	0	0

GAME-BY-GAME DEFENSE

2019	UT	AT	Tot	TFL-Y	Sk-Y	FF	FR	Int	PD
South Florida	0	0	0	0.0-0	0.0-0	0	0-0	0-0	0
Central Mich.	1	0	1	0.0-0	0.0-0	0	0-0	0-0	0
Michigan	0	0	0	0.0-0	0.0-0	0	0-0	0-0	0
Northwestern	0	0	0	0.0-0	0.0-0	0	0-0	0-0	0
Kent State	1	0	1	0.0-0	0.0-0	0	0-0	0-0	0
Michigan St.	0	0	0	0.0-0	0.0-0	0	0-0	0-0	0
Illinois	0	0	0	0.0-0	0.0-0	0	0-0	0-0	0
Ohio State	0	0	0	0.0-0	0.0-0	0	0-0	0-0	0
Iowa	1	0	1	0.0-0	0.0-0	0	0-0	0-0	0
Nebraska	0	1	1	0.0-0	0.0-0	0	0-0	0-0	0
Purdue	0	0	0	0.0-0	0.0-0	0	0-0	0-0	0
Minnesota	0	0	0	0.0-0	0.0-0	0	0-0	0-0	0
vs Ohio State	0	0	0	0.0-0	0.0-0	0	0-0	0-0	0
vs Oregon	1	0	1	0.0-0	0.0-0	0	0-0	0-0	0

2020

2020	UT	AT	Tot	TFL-Y	Sk-Y	FF	FR	Int	PD
Illinois	1	0	1	0.0-0	0.0-0	0	0-0	0-0	0
Michigan	1	0	1	0.0-0	0.0-0	0	0-0	0-0	0
Northwestern	1	0	1	0.0-0	0.0-0	0	0-0	0-0	0
Indiana	0	0	0	0.0-0	0.0-0	0	0-0	0-0	0
Iowa	2	0	2	0.0-0	0.0-0	0	0-0	0-0	0
Minnesota	0	0	0	0.0-0	0.0-0	0	0-0	0-0	0
Wake Forest	1	0	1	0.0-0	0.0-0	0	0-0	0-0	0

CAREER HIGHS

- Tackles: 2 at Iowa, Dec. 12, 2020
- Tackles for Loss: --
- Sacks: --

58 MIKE MASKALUNAS

■ ILB • 6th/Sr. • 6-3 • 239
Long Grove, Ill. (Adlai E. Stevenson)

CAREER DEFENSIVE STATISTICS

Year	G/S	UT	AT	Tot	TFL-Yd	Sk-Yd	FF	FR	INT	PD
2016		Redshirt season								
2017	13/0	6	5	11	1.0-4	0.0-0	0	1	0	0
2018	9/0	1	3	4	0.0-0	0.0-0	0	0	0	0
2019	14/0	14	2	16	0.0-0	0.0-0	0	1	0	2
2020	5/0	1	4	5	0.0-0	0.0-0	0	0	0	0
Total	41/0	22	14	36	1.0-14	0.0-0	0	2	0	2

GAME-BY-GAME DEFENSE

2017	UT	AT	Tot	TFL-Y	Sk-Y	FF	FR	INT	PD
Utah State	1	0	1	0.0-0	0.0-0	0	1-0	0-0	0
Fla. Atlantic	1	0	1	0.0-0	0.0-0	0	0-0	0-0	0
BYU	1	1	2	1.0-14	0.0-0	0	0-0	0-0	0
Northwestern	0	0	0	0.0-0	0.0-0	0	0-0	0-0	0
Nebraska	1	0	1	0.0-0	0.0-0	0	0-0	0-0	0
Purdue	0	0	0	0.0-0	0.0-0	0	0-0	0-0	0
Maryland	0	0	0	0.0-0	0.0-0	0	0-0	0-0	0
Indiana	2	0	2	0.0-0	0.0-0	0	0-0	0-0	0
Iowa	0	0	0	0.0-0	0.0-0	0	0-0	0-0	0
Michigan	0	0	0	0.0-0	0.0-0	0	0-0	0-0	0
Minnesota	1	2	3	0.0-0	0.0-0	0	0-0	0-0	0
vs Ohio State	0	0	0	0.0-0	0.0-0	0	0-0	0-0	0
Miami	0	1	1	0.0-0	0.0-0	0	0-0	0-0	0

2018	UT	AT	Tot	TFL-Y	Sk-Y	FF	FR	INT	PD
W. Kentucky	0	0	0	0.0-0	0.0-0	0	0-0	0-0	0
Nebraska	0	0	0	0.0-0	0.0-0	0	0-0	0-0	0
Michigan	0	0	0	0.0-0	0.0-0	0	0-0	0-0	0
Illinois	0	0	0	0.0-0	0.0-0	0	0-0	0-0	0
Northwestern	0	0	0	0.0-0	0.0-0	0	0-0	0-0	0
Rutgers	1	3							

6 CHEZ MELLUSI

■ RB ■ Jr./Jr. ■ 5-11 ■ 204
Naples, Fla. (Naples/Clemson)

CAREER RUSHING STATISTICS

Year	GP/GS	Att	Yds	TD	Y/C	LG
2019*	12/0	44	276	3	6.3	57
2020*	10/0	27	151	3	5.6	38
Clem.	22/0	71	427	6	6.0	57

CAREER RECEIVING STATISTICS

Year	GP/GS	Rec	Yds	TD	Y/C	LG
2019*	12/0	0	0	0	0.0	0
2020*	10/0	5	38	1	7.6	23
Clem.	22/0	5	38	1	7.6	23

GAME-BY-GAME RUSHING/RECEIVING

2019*	Rushing				Receiving			
	Att	Yds	TD	Lg	Rec	Yds	TD	Lg
Georgia Tech	6	36	0	12	0	0	0	0
Syracuse	1	57	1	57	0	0	0	0
Charlotte	6	33	0	8	0	0	0	0
N. Carolina	0	0	0	0	0	0	0	0
Florida State	5	22	0	12	0	0	0	0
Louisville	5	35	1	16	0	0	0	0
Boston College	4	17	0	8	0	0	0	0
Wofford	8	57	0	11	0	0	0	0
NC State	2	5	0	7	0	0	0	0
Wake Forest	2	5	0	4	0	0	0	0
S. Carolina	2	5	0	4	0	0	0	0
Virginia	3	7	1	4	0	0	0	0

2020*	Rushing				Receiving			
	Att	Yds	TD	Lg	Rec	Yds	TD	Lg
Citadel	4	25	0	8	1	-1	0	0
Virginia	3	10	1	8	0	0	0	0
Miami (Fla.)	2	13	0	9	0	0	0	0
Georgia Tech	5	21	1	13	0	0	0	0
Syracuse	3	4	0	3	0	0	0	0
Notre Dame	1	5	0	5	0	0	0	0
Pittsburgh	5	27	1	14	2	8	1	9
Virginia Tech	3	44	0	38	0	0	0	0
Notre Dame	1	2	0	2	2	31	0	23
Ohio State	0	0	0	0	0	0	0	0

CAREER HIGHS

- Rushing Attempts: 8 vs. Wofford, Nov. 2, 2019
- Rushing Yards: 57 (2x) MR: vs. Wofford, Nov. 2, 2019
- Rush TDs: 1 (6x) MR: vs. Pittsburgh, Nov. 28, 2020
- Long Rush: 57 vs. Syracuse, Sept. 14, 2019
- Receptions: 2 (2x) MR: vs. Notre Dame, Dec. 19, 2020
- Receiving Yards: 31 vs. Notre Dame, Dec. 19, 2020
- Receiving TDs: 1 vs. Pittsburgh, Nov. 28, 2020
- Long Reception: 23 vs. Notre Dame, Dec. 19, 2020

* At Clemson

20 SEMAR MELVIN

■ CB ■ Jr./So. ■ 5-11 ■ 170
Pembroke Pines, Fla. (St. Thomas Aquinas)

CAREER DEFENSIVE STATISTICS

Year	G/S	UT	AT	Tot	TFL-Yd	Sk-Yd	FF	FR	INT	PD
2019	4/2	2	2	4	0.0-0	0.0-0	0	0	0	1
2020	3/0	1	1	2	0.0-0	0.0-0	0	0	0	0
Total	7/2	3	3	6	0.0-0	0.0-0	0	0	0	1

GAME-BY-GAME DEFENSE

2019	UT	AT	Tot	TFL-Y	Sk-Y	FF	FR	INT	PD
South Florida	1	0	1	0.0-0	0.0-0	0	0-0	0-0	0
Ohio State	0	1	1	0.0-0	0.0-0	0	0-0	0-0	0
Minnesota	1	0	1	0.0-0	0.0-0	0	0-0	0-0	1
vs Ohio State	0	1	1	0.0-0	0.0-0	0	0-0	0-0	0

- Tackles: 1 (6x) MR at Northwestern, Dec. 21, 2020
- Tackles for Loss: --
- Sacks: --
- Interceptions: --
- Passes Defended: 1 at Minnesota, Nov. 30, 2019

5 GRAHAM MERTZ

■ QB ■ Jr./So. ■ 6-3 ■ 227
Overland Park, Kan. (Blue Valley North)

CAREER PASSING STATISTICS

Year	G/S	C	A	Int	Yds	TD	Pct	Lg	Effic
2019	2/0	9	10	0	73	0	.900	19	151.3
2020	7/7	118	194	5	1,220	9	.608	53	123.8
Total	9/7	127	203	5	1,283	9	.626	53	125.4

CAREER RUSHING STATISTICS

Year	GP/GS	Att	Yds	TD	Y/C	LG
2019	2/0	2	6	0	3.0	10
2020	7/7	36	38	2	1.1	24
Total	9/7	38	44	2	1.2	24

GAME-BY-GAME PASSING

2019	Start	Att	Cmp	Int	Pct	Yards	TD	Effic
Central Mich.	5	4	0	.800	35	0	138.8	
Kent State	5	5	0	1.000	38	0	163.8	

2020	Start	Att	Cmp	Int	Pct	Yards	TD	Effic
Illinois	*	21	20	0	.952	248	5	273.0
Michigan	*	22	12	0	.545	127	2	133.0
Northwestern	*	41	23	3	.561	230	1	96.6
Indiana	*	34	20	1	.588	202	0	102.9
Iowa	*	38	20	1	.526	169	0	84.7
Minnesota	*	20	12	0	.600	132	0	115.4
Wake Forest	*	17	11	1	.647	130	1	148.4

GAME-BY-GAME RUSHING/RECEIVING

2019	Rushing				Receiving			
	Att	Yds	TD	Lg	Rec	Yds	TD	Lg
Central Mich.	0	0	0	0	0	0	0	0
Kent State	2	6	0	10	0	0	0	0

2020	Rushing				Receiving			
	Att	Yds	TD	Lg	Rec	Yds	TD	Lg
Illinois	5	2	0	13	0	0	0	0
Michigan	3	4	0	5	0	0	0	0
Northwestern	7	13	0	24	0	0	0	0
Indiana	8	15	0	18	0	0	0	0
Iowa	5	-17	0	2	0	0	0	0
Minnesota	3	9	0	7	0	0	0	0
Wake Forest	5	12	2	5	0	0	0	0

CAREER HIGHS

- Completions: 23 at Northwestern, Nov. 21, 2020
- Attempts: 41 at Northwestern, Nov. 21, 2020
- Yards: 248 vs. Illinois, Oct. 23, 2020
- Touchdowns: 5 vs. Illinois, Oct. 23, 2020
- Interceptions: 3 at Northwestern, Nov. 21, 2020
- Long Pass: 52 vs. Illinois, Oct. 23, 2020
- Rushing Yards: 15 vs. Indiana, Dec. 5, 2020
- Rush TDs: 2 vs. Wake Forest, Dec. 30, 2020
- Long Rush: 24 at Northwestern, Nov. 21, 2020

99 ISAIAH MULLENS

■ DE ■ Sr./Jr. ■ 6-4 ■ 297
Columbus, Ohio (Harvest Prep)

CAREER DEFENSIVE STATISTICS

Year	G/S	UT	AT	Tot	TFL-Yd	Sk-Yd	FF	FR	INT	PD
2018	Redshirt season									
2019	13/0	0	1	1	0.0-0	0.0-0	0	0	0	0
2020	7/0	2	2	4	0.5-2	0.0-0	0	0	0	1
Total	20/0	2	3	5	0.5-2	0.0-0	0	0	0	1

GAME-BY-GAME DEFENSE

2019	UT	AT	Tot	TFL-Y	Sk-Y	FF	FR	INT	PD
South Florida	0	0	0	0.0-0	0.0-0	0	0-0	0-0	0
Central Mich.	0	0	0	0.0-0	0.0-0	0	0-0	0-0	0
Michigan	0	0	0	0.0-0	0.0-0	0	0-0	0-0	0
Northwestern	0	0	0	0.0-0	0.0-0	0	0-0	0-0	0
Kent State	0	0	0	0.0-0	0.0-0	0	0-0	0-0	0
Michigan St.	0	0	0	0.0-0	0.0-0	0	0-0	0-0	0
Illinois	0	0	0	0.0-0	0.0-0	0	0-0	0-0	0
Iowa	0	0	0	0.0-0	0.0-0	0	0-0	0-0	0
Nebraska	0	0	0	0.0-0	0.0-0	0	0-0	0-0	0
Purdue	0	0	0	0.0-0	0.0-0	0	0-0	0-0	0
Minnesota	0	1	1	0.0-0	0.0-0	0	0-0	0-0	0
vs Ohio State	0	0	0	0.0-0	0.0-0	0	0-0	0-0	0
vs Oregon	0	0	0	0.0-0	0.0-0	0	0-0	0-0	0

2020	UT	AT	Tot	TFL-Y	Sk-Y	FF	FR	INT	PD
Illinois	0	0	0	0.0-0	0.0-0	0	0-0	0-0	0
Michigan	2	0	2	0.0-0	0.0-0	0	0-0	0-0	0
Northwestern	0	0	0	0.0-0	0.0-0	0	0-0	0-0	0
Indiana	0	0	0	0.0-0	0.0-0	0	0-0	0-0	0
Iowa	0	0	0	0.0-0	0.0-0	0	0-0	0-0	0
Minnesota	0	1	1	0.5-2	0.0-0	0	0-0	0-0	0
Wake Forest	0	1	1	0.0-0	0.0-0	0	0-0	0-0	1

CAREER HIGHS

- Tackles: 2 at Michigan, Nov. 14, 2020
- Tackles for Loss: 0.5 vs. Minnesota, Dec. 19, 2020
- Sacks: --
- Interceptions: --
- Passes Defended: 1 vs. Wake Forest, Dec. 30, 2020

9 SCOTT NELSON

■ S ■ 5th/Sr. ■ 6-2 ■ 205
Detroit, Mich. (University of Detroit Jesuit)

CAREER DEFENSIVE STATISTICS

Year	G/S	UT	AT	Tot	TFL-Yd	Sk-Yd	FF	FR	INT	PD
2017	Redshirt season									
2018	9/8	22	19	41	3.5-13	0.0-0	1	0	1	7
2019	1/1	2	2	4	0.0-0	0.0-0	0	0	0	1
2020	6/6	17	5	22	4.0-14	1.0-1	0	0	2	2
Total	16/15	41	26	67	7.5-27	1.0-1	1	0	3	10

GAME-BY-GAME DEFENSE

2018	UT	AT	Tot	TFL-Y	Sk-Y	FF	FR	INT	PD
W. Kentucky	5	2	7	1.0-3	0.0-0	0	0-0	0-0	2
New Mexico	2	2	4	0.0-0	0.0-0	0	0-0	1-22	1
BYU	1	4	5	1.5-5	0.0-0	0	0-0	0-0	1
Iowa	1	3	4	0.0-0	0.0-0	0	0-0	0-0	1
Nebraska	3	2	5	0.0-0	0.0-0	1	0-0	0-0	1
Michigan	0	0	0	0.0-0	0.0-0	0	0-0	0-0	0
Penn State	5	1	6	0.0-0	0.0-0	0	0-0	0-0	0
Minnesota	4	4	8	0.0-0	0.0-0	0	0-0	0-0	0
vs Miami	1	1	2	1.0-5	0.0-0	0	0-0	0-0	1

2019	UT	AT	Tot	TFL-Y	Sk-Y	FF	FR	INT	PD
South Florida	2	2	4	0.0-0	0.0-0	0	0-0	0-0	1

- Tackles: 8 vs. Minnesota, Nov. 24, 2018
- Tackles for Loss: 1.5 vs. BYU, Sept. 15, 2018
- Sacks: 1.0 vs. Indiana, Dec. 5, 2020
- Interceptions: 1 (3x) MR: vs. Wake Forest, Dec. 30, 2020
- Passes Defended: 2 vs. Western Kentucky, Aug. 31, 2018

55 MAEMA NJONGMETA

37 RILEY NOWAKOWSKI

■ OLB • So./Fr. • 6-1 • 244
Milwaukee, Wis. (Marquette University HS)

CAREER DEFENSIVE STATISTICS

Year	G/S	UT	AT	Tot	TFL-Yd	Sk-Yd	FF	FR	INT	PD
2020	4/0	1	0	1	0.0-0	0.0-0	0	0	0	0
Total	4/0	1	0	1	0.0-0	0.0-0	0	0	0	0

GAME-BY-GAME DEFENSE

2020	UT	AT	Tot	TFL-Y	Sk-Y	FF	FR	INT	PD
Illinois	1	0	1	0.0-0	0.0-0	0	0-0	0-0	0
Michigan	0	0	0	0.0-0	0.0-0	0	0-0	0-0	0
Northwestern	0	0	0	0.0-0	0.0-0	0	0-0	0-0	0
Iowa	0	0	0	0.0-0	0.0-0	0	0-0	0-0	0

CAREER HIGHS

- Tackles: 1 vs. Illinois, Oct. 23, 2020
- Tackles for Loss: --
- Sacks: --
- Interceptions: --
- Passes Defended: --

3 KENDRIC PRYOR

■ WR • 6th/Sr. • 5-11 • 189
Hazel Crest, Ill. (Homewood-Flossmoor)

CAREER RUSHING STATISTICS

Year	GP/GS	Att	Yds	TD	Y/C	LG
2016		Redshirt season				
2017	10/3	5	63	2	12.6	32
2018	13/6	12	116	1	9.7	33
2019	14/13	13	180	2	13.8	66
2020	3/2	2	9	0	4.5	7
Total	40/24	32	368	5	11.5	66

CAREER RECEIVING STATISTICS

Year	GP/GS	Rec	Yds	TD	Y/C	LG
2016		Redshirt season				
2017	10/3	13	179	1	13.8	31
2018	13/6	23	273	3	11.9	35
2019	14/13	23	278	0	12.1	35
2020	3/2	8	119	0	14.9	23
Total	40/24	67	849	4	12.7	35

CAREER KICK RETURN STATISTICS

Year	GP/GS	Ret	Yds	TD	Avg	LG
2016		Redshirt season				
2017	10/3	0	0	0	0.0	0
2018	13/6	1	15	0	15.0	15
2019	14/13	1	0	0	0.0	0
2020	3/2	0	0	0	0.0	0
Total	40/24	2	15	0	7.5	15

GAME-BY-GAME RUSHING/RECEIVING

2017	Rushing				Receiving			
	Att	Yds	TD	Lg	Rec	Yds	TD	Lg
Nebraska	0	0	0	0	0	0	0	0
Purdue	0	0	0	0	1	20	0	20
Maryland	0	0	0	0	2	9	0	5
Illinois	0	0	0	0	2	37	0	19
Indiana	0	0	0	0	1	14	0	14
Iowa	1	25	1	25	1	12	1	12
Michigan	3	38	1	32	0	0	0	0
Minnesota	0	0	0	0	3	51	0	31
vs Ohio State	1	0	0	0	1	6	0	6
Miami	0	0	0	0	2	30	0	21

2018	Rushing				Receiving			
	Att	Yds	TD	Lg	Rec	Yds	TD	Lg
W. Kentucky	1	19	0	19	4	51	1	22
New Mexico	0	0	0	0	0	0	0	0
BYU	1	21	0	21	1	11	0	11
Iowa	1	-4	0	-4	3	33	0	28
Nebraska	1	5	0	5	1	8	0	8
Michigan	2	35	1	33	2	30	0	27
Illinois	1	3	0	3	1	12	0	12
Northwestern	2	15	0	15	4	52	0	18
Rutgers	1	20	0	20	0	0	0	0
Penn State	1	0	0	0	2	12	0	7
Purdue	1	10	0	10	2	16	0	11
Minnesota	0	0	0	0	2	13	0	7
vs Miami	0	0	0	0	1	35	1	35

2019	Rushing				Receiving			
	Att	Yds	TD	Lg	Rec	Yds	TD	Lg
South Florida	0	0	0	0	4	40	0	13
Central Mich.	0	0	0	0	2	32	0	19
Michigan	0	0	0	0	0	0	0	0
Northwestern	0	0	0	0	0	0	0	0
Kent State	1	6	0	6	1	33	0	33
Michigan St.	1	66	1	66	1	18	0	18
Illinois	0	0	0	0	1	35	0	35
Ohio State	1	2	0	2	1	5	0	5
Iowa	0	0	0	0	1	12	0	12
Nebraska	1	6	0	6	3	30	0	12
Purdue	2	56	0	49	4	47	0	16
Minnesota	2	32	1	26	0	0	0	0
vs Ohio State	2	5	0	4	2	22	0	19
vs Oregon	3	7	0	7	3	4	0	4

2020	Rushing				Receiving			
	Att	Yds	TD	Lg	Rec	Yds	TD	Lg
Illinois	1	2	0	2	3	44	0	23
Michigan	1	7	0	7	2	27	0	20
Indiana	0	0	0	0	3	48	0	25

GAME-BY-GAME KICK RETURNS

2018	Ret	Yds	TD	Avg	LG
	W. Kentucky	1	15	0	15.0

2019	Ret	Yds	TD	Avg	LG
	Northwestern	1	0	0	0.0

CAREER HIGHS

- Rush Attempts: 3 (2x) MR vs. Oregon, Jan. 1, 2020
- Rush Yards: 66 vs. Michigan State, Oct. 12, 2019
- Rush TDs: 1 (5x) MR at Minnesota, Nov. 30, 2019
- Long Rush: 66 vs. Michigan State, Oct. 12, 2019
- Receptions: 4 (4x) MR vs. Purdue, Nov. 23, 2019
- Receiving Yards: 52 at Northwestern, Oct. 27, 2018
- Receiving TDs: 1 (3x) MR vs. Miami, Dec. 27, 2018
- Long Reception: 35 (2x) MR vs. Illinois, Oct. 19, 2019
- Kick Returns: 1 (2x) MR vs. Northwestern, Sept. 28, 2019
- Kick Return Yds: 15 vs. Western Kentucky, Aug. 31, 2018
- Long Kick Ret.: 15 vs. Western Kentucky, Aug. 31, 2018

87 HAYDEN RUCCI

■ TE • Jr./So. • 6-4 • 260
Lititz, Pa. (Warwick)

CAREER RECEIVING STATISTICS

Year	GP/GS	Rec	Yds	TD	Y/C	LG
2019		Redshirt season				
2020	6/0	0	0	0	0.0	0
Total	6/0	0	0	0	0.0	0

GAME-BY-GAME RUSHING/RECEIVING

2020	Rushing				Receiving			
	Att	Yds	TD	Lg	Rec	Yds	TD	Lg
Illinois	0	0	0	0	0	0	0	0
Michigan	0	0	0	0	0	0	0	0
Northwestern	0	0	0	0	0	0	0	0
Indiana	0	0	0	0	0	0	0	0
Iowa	0	0	0	0	0	0	0	0
Wake Forest	0	0	0	0	0	0	0	0

CAREER HIGHS

- Receptions: --
- Receiving Yards: --
- Long Reception: --

57 JACK SANBORN

■ ILB • Sr./Sr. • 6-2 • 236
Deer Park, Ill. (Lake Zurich)

CAREER DEFENSIVE STATISTICS

Year	G/S	UT	AT	Tot	TFL-Yd	Sk-Yd	FF	FR	INT	PD
2018	11/0	4	3	7	0.0-0	0.0-0	1	0	0	1
2019	14/14	50	30	80	9.0-44	5.5-30	1	1	3	6
2020	7/7	31	21	52	4.0-13	1.0-10	1	0	1	0
Total	32/21	85	54	139	13.0-57	6.5-40	3	1	4	7

GAME-BY-GAME DEFENSE

2018	UT	AT	Tot	TFL-Y	Sk-Y	FF	FR	INT	PD
	BYU	0	1	1	0.0-0	0.0-0	0	0-0	0-0
Iowa	0	0	0	0.0-0	0.0-0	0	0-0	0-0	0
Nebraska	1	0	1	0.0-0	0.0-0	0	0-0	0-0	0
Michigan	0	0	0	0.0-0	0.0-0	0	0-0	0-0	0

Illinois	2	2	4	0.0-0	0.0-0	1	0-0	0-0	0
Northwestern	0	0	0	0.0-0	0.0-0	0	0-0	0-0	0
Rutgers	1	0	1	0.0-0	0.0-0	0	0-0	0-0	1
Penn State	0	0	0	0.0-0	0.0-0	0	0-0	0-0	0
Purdue	0	0	0	0.0-0	0.0-0	0	0-0	0-0	0
Minnesota	0	0	0	0.0-0	0.0-0	0	0-0	0-0	0
vs Miami	0	0	0	0.0-0	0.0-0	0	0-0	0-0	0

2019	UT	AT	Tot	TFL-Y	Sk-Y	FF	FR	INT	PD
	South Florida	2	3	5	0.0-0	0.0-0	0	0-0	0-0
Central Mich.	0	1	1	0.0-0	0.0-0	0	0-0	1-39	1
Michigan	5	2	7	2.0-17	1.0-8	1	0-0	0-0	0
Northwestern	7	6	13	1.0-1	0.0-0	0	0-0	0-0	1
Kent State	2	0	2	2.0-7	2.0-7	0	0-0	0-0	0
Michigan St.	3	2	5	1.0-2	0.0-0	0	0-0	0-0	0
Illinois	4	3	7	0.5-4	0.5-4	0	0-0	0-0	0
Ohio State	4	2	6	0.0-0	0.0-0	0	0-0	0-0	0
Iowa	5	0	5	0.0-0	0.0-0	0	1-0	0-0	1
Nebraska	1	2	3	0.0-0	0.0-0	0	0-0	1-11	1
Purdue	2	1	3	0.0-0	0.0-0	0	0-0	0-0	0
Minnesota	5	1	6	1.0-10	1.5-12	0	0-0	0-0	1
vs Ohio State	6	3	9	1.0-1	1.0-1	0	0-0	0-0	0
vs Oregon	4	4	8	0.0-0	0.0-0	0	0-0	1-0	1

2020	UT	AT	Tot	TFL-Y	Sk-Y	FF	FR	INT	PD
	Illinois	1	2	3	0.0-0	0.0-0	0	0-0	0-0
Michigan	1	2	3	0.0-0	0.0-0	0	0-0	0-0	

CAREER HIGHS

- Rush Attempts: 6 vs. Kent State, Oct. 5, 2019
- Rush Yards: 21 vs. Kent State, Oct. 5, 2019
- Rush TDs: --
- Long Rush: 8 vs. Kent State, Oct. 5, 2019
- Receptions: 1 at Iowa, Dec. 12, 2020
- Receiving Yards: 6 at Iowa, Dec. 12, 2020
- Receiving TDs: --
- Long Reception: 6 at Iowa, Dec. 12, 2020

96 CONOR SCHLICHTING

■ P • Sr./Sr. • 6-2 • 237
Madison, Wis. (East)

CAREER PUNTING STATISTICS

Year	GP/GS	Punts	Yds	Avg	In-20	Lg
2018		Did not play				
2019		Did not play				
2020	7/0	3	110	36.7	3	45
Total	7/0	3	110	36.7	3	45

GAME-BY-GAME PUNTING

2020	P	Yds	Avg	Lg	Blk	TB	FC	50	I20
Indiana	1	34	34.0	34	0	0	1	0	1
Wake Forest	2	76	38.0	45	0	0	1	0	2

CAREER HIGHS

- Punts: 2 vs. Wake Forest, Dec. 30, 2020
- Punting Yards: 76 vs. Wake Forest, Dec. 30, 2020
- Punting Average: 38.0 vs. Wake Forest, Dec. 30, 2020
- Long Punt: 45 vs. Wake Forest, Dec. 30, 2020
- Inside the 20: 2 vs. Wake Forest, Dec. 30, 2020

11 ALEXANDER SMITH

■ CB • Sr./Jr. • 5-11 • 176
Culver City, Calif. (Culver City)

CAREER DEFENSIVE STATISTICS

Year	G/S	UT	AT	Tot	TFL-Yd	Sk-Yd	FF	FR	INT	PD
2018	4/0	1	0	1	0.0-0	0.0-0	0	0	0	1
2019	14/0	4	0	4	0.0-0	0.0-0	0	0	0	1
2020	6/0	2	1	3	0.0-0	0.0-0	0	0	0	1
Total	24/0	7	1	8	0.0-0	0.0-0	0	0	0	3

GAME-BY-GAME DEFENSE

2018	UT	AT	Tot	TFL-Y	Sk-Y	FF	FR	INT	PD
Nebraska	0	0	0	0.0-0	0.0-0	0	0-0	0-0	0
Michigan	0	0	0	0.0-0	0.0-0	0	0-0	0-0	0
Illinois	1	0	1	0.0-0	0.0-0	0	0-0	0-0	1
vs Miami	0	0	0	0.0-0	0.0-0	0	0-0	0-0	0
2019	UT	AT	Tot	TFL-Y	Sk-Y	FF	FR	INT	PD
South Florida	0	0	0	0.0-0	0.0-0	0	0-0	0-0	0
Central Mich.	0	0	0	0.0-0	0.0-0	0	0-0	0-0	0
Michigan	0	0	0	0.0-0	0.0-0	0	0-0	0-0	0
Northwestern	1	0	1	0.0-0	0.0-0	0	0-0	0-0	1
Kent State	2	0	2	0.0-0	0.0-0	0	0-0	0-0	0
Michigan St.	1	0	1	0.0-0	0.0-0	0	0-0	0-0	0
Illinois	0	0	0	0.0-0	0.0-0	0	0-0	0-0	0
Ohio State	0	0	0	0.0-0	0.0-0	0	0-0	0-0	0
Iowa	0	0	0	0.0-0	0.0-0	0	0-0	0-0	0
Nebraska	0	0	0	0.0-0	0.0-0	0	0-0	0-0	0
Purdue	0	0	0	0.0-0	0.0-0	0	0-0	0-0	0
Minnesota	0	0	0	0.0-0	0.0-0	0	0-0	0-0	0
vs Ohio State	0	0	0	0.0-0	0.0-0	0	0-0	0-0	0
vs Oregon	0	0	0	0.0-0	0.0-0	0	0-0	0-0	0
2020	UT	AT	Tot	TFL-Y	Sk-Y	FF	FR	INT	PD
Michigan	0	0	0	0.0-0	0.0-0	0	0-0	0-0	0
Northwestern	0	0	0	0.0-0	0.0-0	0	0-0	0-0	0
Indiana	0	0	0	0.0-0	0.0-0	0	0-0	0-0	0
Iowa	0	0	0	0.0-0	0.0-0	0	0-0	0-0	0
Minnesota	0	0	0	0.0-0	0.0-0	0	0-0	0-0	0
Wake Forest	2	1	3	0.0-0	0.0-0	0	0-0	0-0	1

CAREER HIGHS

- Tackles: 3 vs. Wake Forest, Dec. 30, 2020
- Tackles for Loss: --
- Sacks: --
- Interceptions: --
- Passes Defended: 1 (3x) MR vs. Wake Forest, Dec. 30, 2020

90 JAMES THOMPSON JR.

■ DE • So./Fr. • 6-5 • 290
Cincinnati, Ohio (Roger Bacon)

CAREER DEFENSIVE STATISTICS

Year	G/S	UT	AT	Tot	TFL-Yd	Sk-Yd	FF	FR	INT	PD
2020	1/0	0	0	0	0.0-0	0.0-0	0	0	0	0
Total	1/0	0	0	0	0.0-0	0.0-0	0	0	0	0

GAME-BY-GAME DEFENSE

2020	UT	AT	Tot	TFL-Y	Sk-Y	FF	FR	INT	PD
Michigan	0	0	0	0.0-0	0.0-0	0	0-0	0-0	0

CAREER HIGHS

- Tackles: --
- Tackles for Loss: --
- Sacks: --
- Interceptions: --
- Passes Defended: --

15 JOHN TORCHIO

■ S • Sr./Jr. • 6-1 • 208
Lafayette, Calif. (Campolindo)

CAREER DEFENSIVE STATISTICS

Year	G/S	UT	AT	Tot	TFL-Yd	Sk-Yd	FF	FR	INT	PD	
2018		Redshirt season									
2019	8/1	3	0	3	0.0-0	0.0-0	0	0	1	3	
2020	5/0	2	2	4	1.0-2	0.0-0	0	0	0	0	
Total	13/1	4	2	6	0.0-0	0.0-0	0	0	1	3	

GAME-BY-GAME DEFENSE

2019	UT	AT	Tot	TFL-Y	Sk-Y	FF	FR	INT	PD
South Florida	0	0	0	0.0-0	0.0-0	0	0-0	0-0	0
Central Mich.	0	0	0	0.0-0	0.0-0	0	0-0	0-0	0
Michigan	0	0	0	0.0-0	0.0-0	0	0-0	1-9	2
Northwestern	1	0	1	0.0-0	0.0-0	0	0-0	0-0	0
Kent State	0	0	0	0.0-0	0.0-0	0	0-0	0-0	0
Michigan St.	1	0	1	0.0-0	0.0-0	0	0-0	0-0	0
Nebraska	0	0	0	0.0-0	0.0-0	0	0-0	0-0	0
Purdue	1	0	1	0.0-0	0.0-0	0	0-0	0-0	1
2020	UT	AT	Tot	TFL-Y	Sk-Y	FF	FR	INT	PD
Illinois	1	0	1	1.0-2	0.0-0	0	0-0	0-0	0
Northwestern	0	0	0	0.0-0	0.0-0	0	0-0	0-0	0
Indiana	0	0	0	0.0-0	0.0-0	0	0-0	0-0	0
Minnesota	0	0	0	0.0-0	0.0-0	0	0-0	0-0	0
Wake Forest	1	2	3	0.0-0	0.0-0	0	0-0	0-0	0

CAREER HIGHS

- Tackles: 3 vs. Wake Forest, Dec. 30, 2020
- Tackles for Loss: 1.0 vs. Illinois, Oct. 23, 2020
- Sacks: --
- Interceptions: 1 vs. Michigan, Sept. 21, 2019
- Passes Defended: 2 vs. Michigan, Sept. 21, 2019

22 JACK VAN DYKE

■ K • So./So. • 6-5 • 215
Neenah, Wis. (Neenah)

CAREER KICKOFF STATISTICS

Year	G/S	No.	Yards	Avg.
2020	7/0	34	2069	60.9
Total	7/0	34	2069	60.9

CAREER KICKING STATISTICS

Year	G/S	FGM	FGA	FG%	Lg	PAT	PAT%
2020	7/0	0	1	.000	--	0-0	--
Total	7/0	0	1	.000	--	0-0	--

CAREER DEFENSIVE STATISTICS

Year	G/S	UT	AT	Tot	TFL-Yd	Sk-Yd	FF	FR	INT	PD
2020	7/0	1	0	1	0.0-0	0.0-0	0	0	0	0
Total	7/0	1	0	1	0.0-0	0.0-0	0	0	0	0

GAME-BY-GAME KICKING

2020	Field Goals			Kickoffs			PAT		
	M-A	Lg	Bk	No	Yds	Avg		TB	OB
Illinois	0-0	0	0	8	470	58.8	1	0	0-0
Michigan	0-0	0	0	8	500	62.5	4	0	0-0
Northwestern	0-0	0	0	2	97	48.5	0	0	0-0
Indiana	0-0	0	0	3	195	65.0	3	0	0-0
Iowa	0-0	0	0	2	128	64.0	1	0	0-0
Minnesota	0-0	0	0	4	233	58.2	2	0	0-0
Wake Forest	0-1	0	1	7	446	63.7	5	1	0-0

CAREER HIGHS

- FG Made: --
- FG Attempted: 1 vs. Wake Forest, Dec. 30, 2020
- Long Field Goal: --
- PAT Made: --
- PAT Attempted: --
- Kickoffs: 8 (2x) MR at Michigan, Nov. 14, 2020
- Kickoff Yards: 500 at Michigan, Nov. 14, 2020
- Kickoff Average: 65.0 vs. Indiana, Dec. 5, 2020
- Touchbacks: 5 vs. Wake Forest, Dec. 30, 2020
- Tackles: 1 at Michigan, Nov. 14, 2020

15 DANNY VANDEN BOOM

■ QB • 5th/Sr. • 6-5 • 207
Kimberly, Wis. (Kimberly)

CAREER PASSING STATISTICS

Year	G/S	C	A	Int	Yds	TD	Pct	Lg	Effic	
2017		Redshirt season								
2018	3/0	1	1	0	3	1	1.000	3	455.2	
2019		Did not play								
2020	1/0	0	0	0	0	0	--	--	--	
Total	4/0	1	1	0	3	1	1.000	3	455.2	

GAME-BY-GAME PASSING

2018	Start	Att	Cmp	Int	Pct	Yds	TD	Effic
New Mexico		1	1	0	1.000	3	1	455.2
Illinois		0	0	0	0.0	0	0	0.0
Rutgers		0	0	0	0.0	0	0	0.0
2020	Start	Att	Cmp	Int	Pct	Yds	TD	Effic
Michigan		0	0	0	0.0	0	0	0.0

CAREER HIGHS

- Completions: 1 vs. New Mexico, Sept. 8, 2018
- Attempts: 1 vs. New Mexico, Sept. 8, 2018
- Yards: 3 vs. New Mexico, Sept. 8, 2018
- Touchdowns: 1 vs. New Mexico, Sept. 8, 2018
- Interceptions: --
- Long Pass: 3 vs. New Mexico, Sept. 8, 2018

38 ANDY VUJNOVICH

■ P • Sr./Sr. • 6-3 • 230
Columbus, Wis. (Columbus/Dubuque)

CAREER PUNTING STATISTICS

Year	GP/GS	Punts	Yds	Avg	In-20	Lg
2018		at Dubuque				
2019		at Dubuque				
2020	7/0	33	1374	41.6	13	60
Total	7/0	33	1374	41.		

18 COLLIN WILDER

■ S • 6th/Sr. • 5-10 • 199
Katy, Texas (Katy/Houston)

CAREER DEFENSIVE STATISTICS

Year	G/S	UT	AT	Tot	TFL-Yd	Sk-Yd	FF	FR	INT	PD
2016*	13/0	4	5	9	0.0-0	0.0-0	0	0	0	0
2017*	2/0	2	0	2	0.0-0	0.0-0	0	0	0	0
Hou.	15/0	6	5	11	0.0-0	0.0-0	0	0	0	0
2018 Redshirt season										
2019	14/2	11	8	19	2.5-13	1.0-9	0	0	1	7
2020	7/1	17	13	30	1.0-4	0.0-0	0	0	1	2
Wis.	21/3	28	21	49	3.5-17	1.0-9	0	0	2	9
Total	36/3	34	26	60	3.5-17	1.0-9	0	0	2	9

GAME-BY-GAME DEFENSE

2019	UT	AT	Tot	TFL-Y	Sk-Y	FF	FR	INT	PD
South Florida	0	0	0	0.0-0	0.0-0	0	0-0	1-0	1
Central Mich.	2	1	3	1.0-3	0.0-0	0	0-0	0-0	1
Michigan	1	1	2	0.0-0	0.0-0	0	0-0	0-0	2
Northwestern	4	1	5	1.5-10	1.0-9	0	0-0	0-0	2
Kent State	0	0	0	0.0-0	0.0-0	0	0-0	0-0	0
Michigan St.	0	0	0	0.0-0	0.0-0	0	0-0	0-0	0
Illinois	0	0	0	0.0-0	0.0-0	0	0-0	0-0	0
Ohio State	0	0	0	0.0-0	0.0-0	0	0-0	0-0	0
Iowa	2	1	3	0.0-0	0.0-0	0	0-0	0-0	0
Nebraska	0	1	1	0.0-0	0.0-0	0	0-0	0-0	0
Purdue	0	0	0	0.0-0	0.0-0	0	0-0	0-0	0
Minnesota	2	0	2	0.0-0	0.0-0	0	0-0	0-0	0
vs Ohio State	1	1	2	0.0-0	0.0-0	0	0-0	0-0	1
vs Oregon	1	0	1	0.0-0	0.0-0	0	0-0	0-0	0
2020	UT	AT	Tot	TFL-Y	Sk-Y	FF	FR	INT	PD
Illinois	4	0	4	0.0-0	0.0-0	0	0-0	0-0	0
Michigan	1	2	3	0.0-0	0.0-0	0	0-0	0-0	1
Northwestern	2	0	2	0.0-0	0.0-0	0	0-0	0-0	1
Indiana	3	3	6	0.0-0	0.0-0	0	0-0	0-0	0
Iowa	4	2	6	1.0-4	0.0-0	0	0-0	0-0	0
Minnesota	1	3	4	0.0-0	0.0-0	0	0-0	0-0	0
Wake Forest	2	3	5	0.0-0	0.0-0	0	0-0	1-72	0

CAREER HIGHS

- Tackles: 6 (2x) MR at Iowa, Dec. 12, 2020
- Tackles for Loss: 1.5 vs. Northwestern, Sept. 28, 2019
- Sacks: 1.0 vs. Northwestern, Sept. 28, 2019
- Interceptions: 1 (2x) MR vs. Wake Forest, Dec. 30, 2020
- Passes Defended: 2 (2x) MR vs. Northwestern, Sept. 28, 2019

* At Houston

91 BRYSON WILLIAMS

■ NT • Sr./Sr. • 6-2 • 291
Lincoln, Neb. (Southeast)

CAREER DEFENSIVE STATISTICS

Year	G/S	UT	AT	Tot	TFL-Yd	Sk-Yd	FF	FR	INT	PD
2018	13/3	6	6	12	0.0-0	0.0-0	0	0	0	1
2019	6/0	2	4	6	0.0-0	0.0-0	0	0	0	0
2020	7/0	0	2	2	0.0-0	0.0-0	0	0	0	0
Total	26/3	8	12	20	0.0-0	0.0-0	0	0	0	1

GAME-BY-GAME DEFENSE

2018	UT	AT	Tot	TFL-Y	Sk-Y	FF	FR	INT	PD
W. Kentucky	0	0	0	0.0-0	0.0-0	0	0-0	0-0	0
New Mexico	0	0	0	0.0-0	0.0-0	0	0-0	0-0	0
BYU	0	1	1	0.0-0	0.0-0	0	0-0	0-0	0
Iowa	1	1	2	0.0-0	0.0-0	0	0-0	0-0	0
Nebraska	0	0	0	0.0-0	0.0-0	0	0-0	0-0	0
Michigan	0	0	0	0.0-0	0.0-0	0	0-0	0-0	0
Illinois	1	1	2	0.0-0	0.0-0	0	0-0	0-0	0
Northwestern	0	0	0	0.0-0	0.0-0	0	0-0	0-0	0
Rutgers	0	0	0	0.0-0	0.0-0	0	0-0	0-0	0
Penn State	2	0	2	0.0-0	0.0-0	0	0-0	0-0	0
Purdue	0	0	0	0.0-0	0.0-0	0	0-0	0-0	1
Minnesota	2	2	4	0.0-0	0.0-0	0	0-0	0-0	0
vs Miami	0	1	1	0.0-0	0.0-0	0	0-0	0-0	0
2019	UT	AT	Tot	TFL-Y	Sk-Y	FF	FR	INT	PD
South Florida	1	0	1	0.0-0	0.0-0	0	0-0	0-0	0
Kent State	0	0	0	0.0-0	0.0-0	0	0-0	0-0	0
Michigan St.	0	0	0	0.0-0	0.0-0	0	0-0	0-0	0
Illinois	1	3	4	0.0-0	0.0-0	0	0-0	0-0	0
Ohio State	0	1	1	0.0-0	0.0-0	0	0-0	0-0	0
Iowa	0	0	0	0.0-0	0.0-0	0	0-0	0-0	0

2020	UT	AT	Tot	TFL-Y	Sk-Y	FF	FR	INT	PD
Illinois	0	0	0	0.0-0	0.0-0	0	0-0	0-0	0
Michigan	0	0	0	0.0-0	0.0-0	0	0-0	0-0	0
Northwestern	0	0	0	0.0-0	0.0-0	0	0-0	0-0	0
Indiana	0	0	0	0.0-0	0.0-0	0	0-0	0-0	0
Iowa	0	1	0	0.0-0	0.0-0	0	0-0	0-0	0
Wake Forest	0	1	1	0.0-0	0.0-0	0	0-0	0-0	0

CAREER HIGHS

- Tackles: 4 (2x) MR vs. Illinois, Oct. 19, 2019
- Tackles for Loss: --
- Sacks: --
- Interceptions: --
- Passes Defended: 1 at Purdue, Nov. 17, 2018

21 CAESAR WILLIAMS

■ CB • 6th/Sr. • 6-0 • 188
Grand Prairie, Texas (South)

CAREER DEFENSIVE STATISTICS

Year	G/S	UT	AT	Tot	TFL-Yd	Sk-Yd	FF	FR	INT	PD
2016 Redshirt season										
2017	2/0	0	0	0	0.0-0	0.0-0	0	0	0	0
2018	12/5	17	7	24	0.0-0	0.0-0	0	0	1	4
2019	14/7	28	7	35	4.5-13	0.0-0	1	0	1	12
2020	7/7	6	7	13	1.0-2	0.0-0	0	0	0	2
Total	35/19	51	21	72	5.5-15	0.0-0	1	0	2	18

GAME-BY-GAME DEFENSE

2017	UT	AT	Tot	TFL-Y	Sk-Y	FF	FR	INT	PD
Maryland	0	0	0	0.0-0	0.0-0	0	0-0	0-0	0
Minnesota	0	0	0	0.0-0	0.0-0	0	0-0	0-0	0
2018	UT	AT	Tot	TFL-Y	Sk-Y	FF	FR	INT	PD
W. Kentucky	0	1	1	0.0-0	0.0-0	0	0-0	0-0	1
New Mexico	0	2	2	0.0-0	0.0-0	0	0-0	0-0	0
BYU	4	1	5	0.0-0	0.0-0	0	0-0	0-0	1
Iowa	1	0	1	0.0-0	0.0-0	0	0-0	0-0	0
Michigan	0	1	1	0.0-0	0.0-0	0	0-0	0-0	0
Illinois	1	0	1	0.0-0	0.0-0	0	0-0	0-0	0
Northwestern	4	1	5	0.0-0	0.0-0	0	0-0	0-0	0
Rutgers	6	1	7	0.0-0	0.0-0	0	0-0	0-0	1
Penn State	0	0	0	0.0-0	0.0-0	0	0-0	0-0	0
Purdue	0	0	0	0.0-0	0.0-0	0	0-0	0-0	0
Minnesota	0	0	0	0.0-0	0.0-0	0	0-0	0-0	0
vs Miami	1	0	1	0.0-0	0.0-0	0	0-0	1-2	1
2019	UT	AT	Tot	TFL-Y	Sk-Y	FF	FR	INT	PD
South Florida	0	0	0	0.0-0	0.0-0	0	0-0	0-0	1
Central Mich.	1	0	1	0.0-0	0.0-0	0	0-0	0-0	0
Michigan	1	0	1	0.0-0	0.0-0	0	0-0	0-0	1
Northwestern	3	0	3	1.0-1	0.0-0	0	0-0	0-0	0
Kent State	1	0	1	1.0-3	0.0-0	0	0-0	0-0	2
Michigan St.	3	0	3	1.0-5	0.0-0	0	0-0	0-0	0
Illinois	1	0	1	0.0-0	0.0-0	1	0-0	0-0	1
Ohio State	4	0	4	0.0-0	0.0-0	0	0-0	0-0	0
Iowa	3	0	3	1.0-3	0.0-0	0	0-0	0-0	0
Nebraska	1	2	3	0.0-0	0.0-0	0	0-0	0-0	0
Purdue	5	1	6	0.0-0	0.0-0	0	0-0	0-0	2
Minnesota	0	2	2	0.0-0	0.0-0	0	0-0	1-14	5
vs Ohio State	3	0	3	0.0-0	0.0-0	0	0-0	0-0	0
vs Oregon	2	2	4	0.5-1	0.0-0	0	0-0	0-0	0

2020	UT	AT	Tot	TFL-Y	Sk-Y	FF	FR	INT	PD
Illinois	0	1	1	0.0-0	0.0-0	0	0-0	0-0	0
Michigan	0	1	1	0.0-0	0.0-0	0	0-0	0-0	0
Northwestern	0	2	2	1.0-2	0.0-0	0	0-0	0-0	0
Indiana	0	0	0	0.0-0	0.0-0	0	0-0	0-0	2
Iowa	1	1	2	0.0-0	0.0-0	0	0-0	0-0	0
Minnesota	1	2	3	0.0-0	0.0-0	0	0-0	0-0	0
Wake Forest	2	2	4	0.0-0	0.0-0	0	0-0	0-0	0

CAREER HIGHS

- Tackles: 7 vs. Rutgers, Nov. 3, 2018
- Tackles for Loss: 1.0 (5x) MR at Northwestern, Nov. 21, 2020
- Sacks: --
- Interceptions: 1 (2x) MR at Minnesota, Nov. 30, 2019
- Passes Defended: 5 at Minnesota, Nov. 30, 2019

59 AARON WITT

■ OLB • So./So. • 6-6 • 249
Winona, Minn. (Winona)

CAREER DEFENSIVE STATISTICS

Year	G/S	UT	AT	Tot	TFL-Yd	Sk-Yd	FF	FR	INT	PD
2020	5/0	3	0	3	2.0-10	1.0-5	1	0	0	0
Total	5/0									

14 PRESTON ZACHMAN

■ S ■ So./Fr. ■ 6-1 ■ 211
 Elysburg, Pa. (Southern Columbia)

CAREER DEFENSIVE STATISTICS

Year	G/S	UT	AT	Tot	TFL-Yd	Sk-Yd	FF	FR	INT	PD
2020	1/0	0	0	0	0.0-0	0.0-0	0	0	0	0
Total	1/0	0	0	0	0.0-0	0.0-0	0	0	0	0

GAME-BY-GAME DEFENSE

2020	UT	AT	Tot	TFL-Y	Sk-Y	FF	FR	INT	PD
Michigan	0	0	0	0.0-0	0.0-0	0	0-0	0-0	0

CAREER HIGHS

- Tackles: --
- Tackles for Loss: --
- Sacks: --
- Interceptions: --
- Passes Defended: --

2020 SCHEDULE & RESULTS (4-3 OVERALL, 3-3 BIG TEN)

Date	AP Rank	Opponent	Time/Result	Overall	Big Ten	Time	Attendance	TV
Oct. 23	14	ILLINOIS	W, 45-7	1-0	1-0	3:05	0	BTN
Oct. 31	9	at Nebraska	Canceled	--	--	--	--	--
Nov. 7	10	PURDUE	Canceled	--	--	--	--	--
Nov. 14	13	at Michigan	W, 49-11	2-0	2-0	3:20	605	ABC
Nov. 21	10	at #19 Northwestern	L, 17-7	2-1	2-1	3:28	0	ABC
Nov. 28	18	MINNESOTA	Canceled	--	--	--	--	--
Dec. 5	18	#10 INDIANA	L, 14-6	2-2	2-2	3:09	0	ABC
Dec. 12	25	at #19 Iowa	L, 28-7	2-3	2-3	3:16	1,445	FS1
Dec. 19	--	MINNESOTA	W, 20-17 (OT)	3-3	3-3	3:22	0	BTN
Dec. 30	--	vs. Wake Forest	W, 42-28	4-3	3-3	3:37	1,500	ESPN

TEAM STATISTICS

	WIS	OPP
SCORING	176	122
Points Per Game	25.1	17.4
Points Off Turnovers	62	31
FIRST DOWNS	137	107
Rushing	70	28
Passing	56	66
Penalty	11	13
RUSHING YARDAGE	1152	673
Yards gained rushing	1302	801
Yards lost rushing	150	128
Rushing Attempts	293	201
Average Per Rush	3.9	3.3
Average Per Game	164.6	96.1
TDs Rushing	13	2
PASSING YARDAGE	1267	1426
Comp-Att-Int	124-202-7	110-218-8
Average Per Pass	6.3	6.5
Average Per Catch	10.2	13.0
Average Per Game	181.0	203.7
TDs Passing	10	12
TOTAL OFFENSE	2419	2099
Total Plays	495	419
Average Per Play	4.9	5.0
Average Per Game	345.6	299.9
KICK RETURNS: #-Yards	13-290	14-290
PUNT RETURNS: #-Yards	12-35	8-39
INT RETURNS: #-Yards	8-217	7-21
KICK RETURN AVERAGE	22.3	20.7
PUNT RETURN AVERAGE	2.9	4.9
INT RETURN AVERAGE	27.1	3.0
FUMBLES-LOST	11-5	8-4
PENALTIES-Yards	36-296	29-261
Average Per Game	42.3	37.3
PUNTS-Yards	36-1484	42-1661
Average Per Punt	41.2	39.5
Net punt average	38.5	38.2
KICKOFFS-Yards	34-2069	27-1652
Average Per Kick	60.9	61.2
Net kick average	40.6	40.3
TIME OF POSSESSION/Game	36:20	23:40
3RD-DOWN Conversions	38/100	25/87
3rd-Down Pct	38%	29%
4TH-DOWN Conversions	5/12	2/11
4th-Down Pct	42%	18%
SACKS BY-Yards	11-62	12-72
MISC YARDS	0	0
TOUCHDOWNS SCORED	23	15
FIELD GOALS-ATTEMPTS	5-8	5-7
ON-SIDE KICKS	0-0	0-0
RED-ZONE SCORES	(24-27) 89%	(13-18) 72%
RED-ZONE TOUCHDOWNS	(19-27) 70%	(10-18) 56%
PAT-ATTEMPTS	(23-23) 100%	(13-13) 100%
ATTENDANCE	0	2050
Games/Avg Per Game	3/0	3/683

INDIVIDUAL STATISTICS

RUSHING

Player	GP	Att	Gain	Loss	Net	Avg	TD	Long	Avg/G
Berger, Jalen	4	60	316	15	301	5.0	2	23	75.2
Groshek, G.	6	67	330	30	300	4.5	2	39	50.0
Watson, Nakia	5	53	204	13	191	3.6	3	18	38.2
Chenal, John	7	12	80	0	80	6.7	2	43	11.4
Davis, Danny	2	8	69	0	69	8.6	1	18	34.5
Dike, Chimere	7	6	51	3	48	8.0	0	30	6.9
Stokke, Mason	7	19	45	0	45	2.4	1	6	6.4
Mertz, Graham	7	36	111	73	38	1.1	2	24	5.4
Guerendo, I.	1	11	37	1	36	3.3	0	13	36.0
Chandler, Devin	4	1	18	0	18	18.0	0	18	4.5
Wolf, Chase	3	4	15	0	15	3.8	0	8	5.0
Pryor, Kendric	3	2	9	0	9	4.5	0	7	3.0
Schipper, Brady	3	4	7	2	5	1.2	0	3	1.7
Dunn, Jack	6	4	6	1	5	1.2	0	3	0.8
Bracey, Stephan	3	1	3	0	3	3.0	0	3	1.0
Davis, Julius	1	1	1	0	1	1.0	0	1	1.0
TEAM	5	3	0	4	-4	-1.3	0	0	-0.8
Krumholz, Adam	3	1	0	8	-8	-8.0	0	0	-2.7
Total	7	293	1302	150	1152	3.9	13	43	164.6
Opponents	7	201	801	128	673	3.3	2	80	96.1

PASSING

Player	G	Effic	Cmp-Att-Int	Pct	Yds	TD	Long	Avg/G
Mertz, Graham	7	125.23	118-193-5	61.1	1238	9	53	176.9
Wolf, Chase	3	96.70	6-8-2	75.0	29	1	9	9.7
TEAM	5	0.00	0-1-0	0.0	0	0	0	0.0
Total	7	123.48	124-202-7	61.4	1267	10	53	181.0
Opponents	7	116.23	110-218-8	50.5	1426	12	53	203.7

RECEIVING

Player	G	No.	Yds	Avg	TD	Long	Avg/G
Ferguson, Jake	7	30	305	10.2	4	34	43.6
Dunn, Jack	6	28	255	9.1	1	24	42.5
Groshek, G.	6	22	119	5.4	0	15	19.8
Dike, Chimere	7	12	189	15.8	1	49	27.0
Pryor, Kendric	3	8	119	14.9	0	25	39.7
Stokke, Mason	7	8	58	7.2	3	14	8.3
Davis, Danny	2	3	78	26.0	1	53	39.0
Krumholz, Adam	3	3	47	15.7	0	23	15.7
Chandler, Devin	4	2	28	14.0	0	16	7.0
Eschenbach, J.	7	2	27	13.5	0	22	3.9
Berger, Jalen	4	2	13	6.5	0	8	3.2
Abbott, A.J.	4	2	12	6.0	0	9	3.0
Bracey, Stephan	3	1	11	11.0	0	11	3.7
Schipper, Brady	3	1	6	6.0	0	6	2.0
Total	7	124	1267	10.2	10	53	181.0
Opponents	7	110	1426	13.0	12	53	203.7

TOTAL OFFENSE

Player	G	Plays	Rush	Pass	Total	Avg/G
Mertz, Graham	7	229	38	1238	1276	182.3
Berger, Jalen	4	60	301	0	301	75.2
Groshek, G.	6	67	300	0	300	50.0
Watson, Nakia	5	53	191	0	191	38.2
Chenal, John	7	12	80	0	80	11.4
Davis, Danny	2	8	69	0	69	34.5
Dike, Chimere	7	6	48	0	48	6.9
Stokke, Mason	7	19	45	0	45	6.4
Wolf, Chase	3	12	15	29	44	14.7
Guerendo, I.	1	11	36	0	36	36.0
Chandler, Devin	4	1	18	0	18	4.5
Pryor, Kendric	3	2	9	0	9	3.0
Dunn, Jack	6	4	5	0	5	0.8
Schipper, Brady	3	4	5	0	5	1.7
Bracey, Stephan	3	1	3	0	3	1.0
Davis, Julius	1	1	1	0	1	1.0
TEAM	5	4	-4	0	-4	-0.8
Krumholz, Adam	3	1	-8	0	-8	-2.7
Total	7	495	1152	1267	2419	345.6
Opponents	7	419	673	1426	2099	299.9

SCORING

Player	TD	FGs	PAT Kick	PAT Rush	PAT Rcv	PAT Pass	DXP	Saf	Points
Larsh, Collin	0	5-7	23-23	0-0	0	0-0	0	0	38
Stokke, Mason	4	0-0	0-0	0-0	0	0-0	0	0	24
Ferguson, Jake	4	0-0	0-0	0-0	0	0-0	0	0	24
Watson, Nakia	3	0-0	0-0	0-0	0	0-0	0	0	18
Davis, Danny	2	0-0	0-0	0-0	0	0-0	0	0	12
Mertz, Graham	2	0-0	0-0	0-0	0	0-0	0	0	12
Chenal, John	2	0-0	0-0	0-0	0	0-0	0	0	12
Groshek, G.	2	0-0	0-0	0-0	0	0-0	0	0	12
Berger, Jalen	2	0-0	0-0	0-0	0	0-0	0	0	12
Dike, Chimere	1	0-0	0-0	0-0	0	0-0	0	0	6
Dunn, Jack	1	0-0	0-0	0-0	0	0-0	0	0	6
Van Dyke, Jack	0	0-1	0-0	0-0	0	0-0	0	0	0
Total	23	5-8	23-23	0-0	0	0-0	0	0	176
Opponents	15	5-7	13-13	0-0	2	2-2	0	0	122

FIELD GOALS

Player	FGM-FGA	Pct	<19	20-29	30-39	40-49	50+	Lg	Blk
Larsh, Collin	5-7	71.4	1-1	2-2	2-2	0-2	0-0	31	0
Van Dyke, Jack	0-1	0.0	0-0	0-0	0-0	0-1	0-0	0	1

FIELD GOAL SEQUENCE

Game	Wisconsin	Opponents
Illinois	(19)	-
Michigan	-	(46)
Northwestern	-	45, (32)
Indiana	(29), (28)	-
Iowa	47	(30), (45)
Minnesota	46, (31), (30)	(38), 36
Wake Forest	48	-

Numbers in (parentheses) indicate field goal was made.

PUNTING

Player	No.	Yds	Avg	Long	TB	FC	I20	50+	Blkd
Vujnovich, Andy	33	1374	41.6	60	3	10	13	5	0
Schlichting, Conor	3	110	36.7	45	0	2	3	0	0
Total	36	1484	41.2	60	3	12	16	5	0
Opponents	42	1661	39.5	54	1	18	13	2	1

KICKOFFS

Player	No.	Yds	Avg	TB	OB	Retn	Net	YdLn
Van Dyke, Jack	34	2069	60.9	16	1			
Total	34	2069	60.9	16	1	290	40.6	24
Opponents	27	1652	61.2	11	1	290	40.3	24

PUNT RETURNS

Player	No.	Yds	Avg	TD	Long
Engram, Dean	9	14	1.6	0	5
Davis, Danny	2	9	4.5	0	9
Franklin, Jaylan	1	12	12.0	0	0
Total	12	35	2.9	0	9
Opponents	8	39	4.9	0	17

KICKOFF RETURNS

Player	No.	Yds	Avg	TD	Long
Bracey, Stephan	6	114	19.0	0	33
Chandler, Devin	6	156	26.0	0	59
Schipper, Brady	1	20	20.0	0	20
Total	13	290	22.3	0	59
Opponents	14	290	20.7	0	43

INTERCEPTIONS

Player	No.	Yds	Avg	TD	Long
Nelson, Scott	2	60	30.0	0	60
Toler, Titus	1	10	10.0	0	10
Burrell, Eric	1	0	0.0	0	0
Wilder, Collin	1	72	72.0	0	72
Burks, Noah	1	41	41.0	0	41
Chenal, Leo	1	31	31.0	0	31
Sanborn, Jack	1	3	3.0	0	3
Total	8	217	27.1	0	72
Opponents	7	21	3.0	0	20

FUMBLE RETURNS

Player	No.	Yds	Avg	TD	Long
Total	0	0	0.0	0	0
Opponents	1	39	39.0	1	39

ALL PURPOSE

Player	G	Rush	Rec	PR	KOR	IR	Tot	Avg/G
Groshek, G.	6	300	119	0	0	0	419	69.8
Berger, Jalen	4	301	13	0	0	0	314	78.5
Ferguson, Jake	7	0	305	0	0	0	305	43.6
Dunn, Jack	6	5	255	0	0	0	260	43.3
Dike, Chimere	7	48	189	0	0	0	237	33.9
Chandler, Devin	4	18	28	0	156	0	202	50.5
Watson, Nakia	5	191	0	0	0	0	191	38.2
Davis, Danny	2	69	78	9	0	0	156	78.0
Bracey, Stephan	3	3	11	0	114	0	128	42.7
Pryor, Kendric	3	9	119	0	0	0	128	42.7
Stokke, Mason	7	45	58	0	0	0	103	14.7
Chenal, John	7	80	0	0	0	0	80	11.4
Wilder, Collin	7	0	0	0	0	72	72	10.3
Nelson, Scott	6	0	0	0	0	60	60	10.0
Burks, Noah	7	0	0	0	0	41	41	5.9
Krumholz, Adam	3	-8	47	0	0	0	39	13.0
Mertz, Graham	7	38	0	0	0	0	38	5.4
Guerendo, I.	1	36	0	0	0	0	36	36.0
Schipper, Brady	3	5	6	0	20	0	31	10.3
Chenal, Leo	7	0	0	0	0	31	31	4.4
Eschenbach, J.	7	0	27	0	0	0	27	3.9
Wolf, Chase	3	15	0	0	0	0	15	5.0
Engram, Dean	7	0	0	14	0	0	14	2.0
Franklin, J.	5	0	0	12	0	0	12	2.4
Abbott, A.J.	4	0	12	0	0	0	12	3.0
Toler, Titus	2	0	0	0	0	10	10	5.0
Sanborn, Jack	7	0	0	0	0	3	3	0.4
Davis, Julius	1	1	0	0	0	0	1	1.0
TEAM	5	-4	0	0	0	0	-4	-0.8
Total	7	1152	1267	35	290	217	2961	423.0
Opponents	7	673	1426	39	290	21	2449	349.9

GAME-BY-GAME PASSING

GRAHAM MERTZ

Game	Att	Comp	Int	Pct	Yards	TD	Long	Sack	Yds	Effic
Illinois	21	20	0	95.2	248	5	53	2	16	273.0
at Michigan	22	12	0	54.5	127	2	20	1	4	133.0
at Northwestern	41	23	3	56.1	230	1	49	3	19	96.6
Indiana	34	20	1	58.8	202	0	25	3	13	102.8
at Iowa	38	20	1	52.6	169	0	21	2	19	84.7
Minnesota	20	12	0	60.0	132	0	24	1	1	115.4
vs. Wake Forest	17	11	0	64.7	130	1	27	0	0	148.4
TOTAL	193	118	5	61.1	1238	9	53	12	72	125.2

CHASE WOLF

Game	Att	Comp	Int	Pct	Yards	TD	Long	Sack	Yds	Effic
Illinois	0	0	0	0.0	0	0	0	0	0	0.0
at Michigan	--	--	--	--	--	--	--	--	--	--
at Northwestern	--	--	--	--	--	--	--	--	--	--
Indiana	--	--	--	--	--	--	--	--	--	--
at Iowa	--	--	--	--	--	--	--	--	--	--
Minnesota	5	4	1	80.0	15	1	7	0	0	131.2
vs. Wake Forest	3	2	1	66.7	14	0	9	0	0	39.2
TOTAL	8	6	2	75.0	29	1	9	0	0	96.7

DANNY VANDEN BOOM

Game	Att	Comp	Int	Pct	Yards	TD	Long	Sack	Yds	Effic
Illinois	--	--	--	--	--	--	--	--	--	--
at Michigan	0	0	0	0.0	0	0	0	0	0	0.0
at Northwestern	--	--	--	--	--	--	--	--	--	--
Indiana	--	--	--	--	--	--	--	--	--	--
at Iowa	--	--	--	--	--	--	--	--	--	--
Minnesota	--	--	--	--	--	--	--	--	--	--
vs. Wake Forest	--	--	--	--	--	--	--	--	--	--
TOTAL	0	0	0	0.0	0	0	0	0	0	0.0

GAME-BY-GAME RUSHING

Player	No-Yds/TD	ILL	MICH	NU	IND	IOWA	MINN	WAKE
Berger, Jalen RB	60-301/2	DNP	15-87/1	15-93/0	15-87/0	DNP	DNP	15-34/1
Groshek, Garrett RB	67-300/2	13-70/0	DNP	7-10/0	4-16/0	6-9/0	24-154/1	13-41/1
Watson, Nakia RB	53-191/3	19-62/0	12-65/2	7-26/0	2-9/0	13-29/1	DNP	DNP
Chenal, John FB	12-80/2	1-2/1	6-71/0	-	-	-	-	5-7/1
Davis, Danny WR	8-69/1	1-4/0	7-65/1	DNP	DNP	DNP	DNP	DNP
Dike, Chimere WR	6-48/0	-	1-30/0	-	-	3-21/0	1--1/0	1--2/0
Stokke, Mason FB	19-45/1	1-0/0	4-11/1	2-2/0	5-14/0	3-9/0	3-8/0	1-1/0
Mertz, Graham QB	36-38/2	5-2/0	3-4/0	7-13/0	8-15/0	5--17/0	3-9/0	5-12/2
Guerendo, Isaac RB	11-36/0	11-36/0	DNP	DNP	DNP	DNP	DNP	DNP
Chandler, Devin WR	1-18/0	DNP	DNP	DNP	-	-	-	1-18/0
Wolf, Chase QB	4-15/0	1-1/0	DNP	DNP	DNP	DNP	1-2/0	2-12/0
Pryor, Kendric WR	2-9/0	1-2/0	1-7/0	DNP	-	DNP	DNP	DNP
Schipper, Brady RB	4-5/0	DNP	DNP	DNP	DNP	1-3/0	3-2/0	-
Dunn, Jack WR	4-5/0	1-3/0	DNP	1-0/0	-	2-2/0	-	-
Bracey, Stephan WR	1-3/0	-	1-3/0	-	DNP	DNP	DNP	DNP
Davis, Julius RB	1-1/0	DNP	DNP	DNP	DNP	DNP	1-1/0	DNP

GAME-BY-GAME RECEIVING

Player	No-Yds/TD	ILL	MICH	NU	IND	IOWA	MINN	WAKE
Ferguson, Jake TE	30-305/4	7-72/3	4-51/1	7-58/0	5-54/0	3-14/0	3-35/0	1-21/0
Dunn, Jack WR	28-255/1	3-21/0	DNP	4-37/0	3-6/0	5-55/0	7-76/1	6-60/0
Dike, Chimere WR	12-189/1	-	2-29/0	2-52/1	3-40/0	2-24/0	1-9/0	2-35/0
Groshek, Garrett RB	22-119/0	4-29/0	DNP	4-18/0	2-17/0	5-28/0	4-13/0	3-14/0
Pryor, Kendric WR	8-119/0	3-44/0	2-27/0	DNP	3-48/0	DNP	DNP	DNP
Davis, Danny WR	3-78/1	2-72/1	1-6/0	DNP	DNP	DNP	DNP	DNP
Stokke, Mason FB	8-58/3	1-10/1	1-1/1	1-2/0	2-6/0	1-11/0	1-14/0	1-14/1
Krumholz, Adam WR	3-47/0	DNP	-	3-47/0	DNP	-	DNP	DNP
Chandler, Devin WR	2-28/0	DNP	DNP	DNP	-	2-28/0	-	-
Eschenbach, Jack TE	2-27/0	-	-	1-5/0	1-22/0	-	-	-
Berger, Jalen RB	2-13/0	DNP	2-13/0	-	-	DNP	DNP	-
Abbott, A.J. WR	2-12/0	DNP	DNP	DNP	1-9/0	1-3/0	-	-
Bracey, Stephan WR	1-11/0	-	-	1-11/0	DNP	DNP	DNP	DNP
Schipper, Brady RB	1-6/0	DNP	DNP	DNP	DNP	1-6/0	-	-

DEFENSIVE STATISTICS

Player	GP	Solo	Ast	Total	TFL-Yds	Sack-Yards	Int-Yds	PBU	QBH	FR-Yds	FF	Blocks	Saf
Sanborn, Jack	7	31	21	52	4.0-13	1.0-10	1-3	.	5	.	1	.	.
Chenal, Leo	7	31	15	46	6.0-24	3.0-18	1-31	1	7	.	1	.	.
Wilder, Collin	7	17	13	30	1.0-4	.	1-72	2	1
Herbig, Nick	7	23	3	26	6.0-11	1.0-5	.	1	2	1-0	.	.	.
Burrell, Eric	7	18	5	23	2.0-3	.	1-0	2
Nelson, Scott	6	17	5	22	4.0-14	1.0-1	2-60	2	1
Burks, Noah	7	13	5	18	1.0-9	1.0-9	1-41	1	.	1-0	.	.	.
Loudermilk, Isaiahh	6	9	4	13	2.5-13	2.0-11	.	.	3
Williams, Caesar	7	6	7	13	1.0-2	.	.	2
Rand, Garrett	6	6	7	13	1.0-1	1	.	.
Hicks, Faion	7	10	3	13	.	.	.	4
Burton, Donte	7	9	1	10	.	.	.	3
Goetz, C.J.	6	6	4	10	2.0-7	1.0-3	.	.	2
Benton, Keanu	7	4	4	8	1	.	1	.	.
Harrell, Deron	4	6	1	7	.	.	.	2
Wildgoose, Rachad	2	6	.	6	2.0-3	.	.	1
Maskalunas, Mike	5	1	4	5
Grass, Tatum	7	2	3	5
Mais, Tyler	7	3	2	5
Torchio, John	5	2	2	4	1.0-2
Mullens, Isaiah	7	2	2	4	0.5-2	.	.	1
Blaylock, Travian	7	1	3	4
Witt, Aaron	5	3	.	3	2.0-10	1.0-5	1	.	.
Smith, Alexander	6	2	1	3	.	.	.	1
Krumholz, Adam	3	.	3	3
Henningesen, Matt	2	1	1	2
Chenal, John	7	2	.	2
Williams, Bryson	7	.	2	2
Lytle, Spencer	5	1	1	2	1-0	.	.	.
Melvin, Semar	3	1	1	2
Van Dyke, Jack	7	1	.	1
Johnson, Rodas	1	.	1	1
Rucci, Hayden	7	1	.	1
Dike, Chimere	7	1	.	1
Groshek, Garrett	6	1	.	1
Dunn, Jack	6	.	1	1
Nowakowski, Riley	4	1	.	1
Eschenbach, Jack	7	.	1	1
Bay, Adam	7	1	.	1	1-0	.	.	.
Franklin, Jaylan	5	1	.
Toler, Titus	2	1-10
Total	7	239	126	365	36-118	11-62	8-217	23	22	4-0	5	1	.
Opponents	7	312	172	484	38.0-141	12-72	7-21	23	12	5-39	5	1	.

GAME-BY-GAME TACKLES

Player	UA-A	TOT	ILL	MICH	NU	IND	IOWA	MINN	WAKE
Sanborn, Jack LB	31-21	52	1-2	1-2	10-4	7-2	3-4	3-2	6-5
Chenal, Leo LB	31-15	46	1-3	3-0	3-3	9-0	4-2	10-3	1-4
Wilder, Collin S	17-13	30	4-0	1-2	2-0	3-3	4-2	1-3	2-3
Herbig, Nick LB	23-3	26	1-0	5-0	3-0	2-0	3-1	7-0	2-2
Burrell, Eric S	18-5	23	3-0	2-2	2-0	3-0	3-1	2-0	3-2
Nelson, Scott S	17-5	22	DNP	3-2	0-1	1-0	4-1	4-1	5-0
Burks, Noah LB	13-5	18	1-0	-	4-0	-	4-1	2-0	2-4
Loudermilk, I. DE	9-4	13	1-1	1-1	2-0	1-0	3-1	1-1	DNP
Hicks, Faion CB	10-3	13	-	2-1	1-1	3-0	1-0	-	3-1
Williams, C. CB	6-7	13	0-1	0-1	2-0	-	1-1	1-2	2-2
Rand, Garrett DE	6-7	13	2-2	DNP	0-2	2-0	-	2-0	0-3
Goetz, C.J. LB	6-4	10	3-0	0-4	2-0	1-0	-	-	DNP
Burton, Donte CB	9-1	10	1-0	-	1-0	1-0	2-0	1-0	3-1
Benton, Keanu NT	4-4	8	2-1	0-1	1-0	1-0	-	0-1	0-1
Harrell, Deron CB	6-1	7	DNP	DNP	DNP	1-1	-	3-0	2-0
Wildgoose, R. CB	6-0	6	3-0	DNP	3-0	DNP	DNP	DNP	DNP
Maskalunas, M. LB	1-4	5	1-0	0-1	DNP	DNP	-	0-1	0-2
Mais, Tyler S	3-2	5	1-0	-	1-0	-	0-2	-	1-0
Grass, Tatum LB	2-3	5	1-0	1-1	-	-	0-1	-	0-1
Mullens, I. DE	2-2	4	-	2-0	-	-	-	0-1	0-1
Torchio, John S	2-2	4	1-0	DNP	-	-	DNP	-	1-2
Blaylock, T. S	1-3	4	-	-	-	-	0-2	1-0	0-1
Smith, A. CB	2-1	3	DNP	-	-	-	-	-	2-1

SPECIAL TEAMS TACKLES

Player	Total	Kickoff	Punt
Mais, Tyler	5	2	3
Grass, Tatum	4	4	0
Wilder, Collin	4	4	0
Burks, Noah	2	1	1
Chenal, John	2	1	1
Krumholz, Adam	2	2	0
Bay, Adam	1	0	1
Blaylock, Travian	1	0	1
Burton, Donte	1	0	1
Eschenbach, Jack	1	1	0
Maskalunas, Mike	1	1	0
Nowakowski, Riley	1	1	0
Van Dyke, Jack	1	1	0
TOTALS	26	18	8

Player	UA-A	TOT	ILL	MICH	NU	IND	IOWA	MINN	WAKE
Witt, Aaron LB	3-0	3	DNP	-	-	-	DNP	1-0	2-0
Krumholz, A. WR	0-3	3	DNP	0-2	0-1	DNP	-	DNP	DNP
Lytle, Spencer LB	1-1	2	DNP	0-1	-	DNP	-	-	1-0
Williams, B. NT	0-2	2	-	-	-	-	0-1	-	0-1
Chenal, John FB	2-0	2	1-0	-	-	1-0	-	-	-
Henningsen, M. DE	1-1	2	1-0	0-1	DNP	DNP	DNP	DNP	DNP
Melvin, Semar CB	1-1	2	-	1-0	0-1	DNP	DNP	DNP	DNP
Dike, Chimere WR	1-0	1	-	-	-	-	-	-	1-0
Rucci, Hayden TE	1-0	1	-	-	1-0	-	-	-	-
Johnson, Rodas DE	0-1	1	DNP	DNP	DNP	DNP	DNP	DNP	0-1
Eschenbach, J. TE	0-1	1	-	-	-	-	-	0-1	-
Groshek, Garrett RB	1-0	1	-	DNP	-	1-0	-	-	-
Nowakowski, R. LB	1-0	1	1-0	-	-	DNP	-	DNP	DNP
Dunn, Jack WR	0-1	1	-	DNP	0-1	-	-	-	-
Bay, Adam LS	1-0	1	-	-	-	-	-	1-0	-
Van Dyke, Jack K	1-0	1	-	1-0	-	-	-	-	-

GAME-BY-GAME TACKLES FOR LOSS

Player	UA-A	TOT	ILL	MICH	NU	IND	IOWA	MINN	WAKE
Herbig, Nick LB	6-0	6.0	1.0-5	3.0-3	1.0-1	-	1.0-2	-	-
Chenal, Leo LB	6-0	6.0	-	1.0-4	-	-	-	5.0-20	-
Sanborn, Jack LB	4-0	4.0	-	-	1.0-10	1.0-1	-	-	2.0-2
Nelson, Scott S	4-0	4.0	DNP	1.0-3	-	1.0-1	1.0-6	-	1.0-4
Loudermilk, I. DE	2-1	2.5	1.0-4	-	-	-	1.0-7	0.5-2	DNP
Goetz, C.J. LB	2-0	2.0	1.0-3	-	1.0-4	-	-	-	DNP
Burrell, Eric S	2-0	2.0	-	-	1.0-1	-	1.0-2	-	-
Witt, Aaron LB	2-0	2.0	DNP	-	-	-	DNP	-	2.0-10
Wildgoose, R. CB	2-0	2.0	1.0-2	DNP	1.0-1	DNP	DNP	DNP	DNP
Torchio, John S	1-0	1.0	1.0-2	DNP	-	-	DNP	-	-
Williams, C. CB	1-0	1.0	-	-	1.0-2	-	-	-	-
Burks, Noah LB	1-0	1.0	-	-	-	-	1.0-9	-	-
Rand, Garrett DE	1-0	1.0	1.0-1	DNP	-	-	-	-	-
Wilder, Collin S	1-0	1.0	-	-	-	-	1.0-4	-	-
Mullens, I. DE	0-1	0.5	-	-	-	-	-	0.5-2	-

GAME-BY-GAME SACKS

Player	UA-A	TOT	ILL	MICH	NU	IND	IOWA	MINN	WAKE
Chenal, Leo LB	3-0	3.0	-	1.0-4	-	-	-	2.0-14	-
Loudermilk, I. DE	2-0	2.0	1.0-4	-	-	-	1.0-7	-	DNP
Herbig, Nick LB	1-0	1.0	1.0-5	-	-	-	-	-	-
Nelson, Scott S	1-0	1.0	DNP	-	-	1.0-1	-	-	-
Burks, Noah LB	1-0	1.0	-	-	-	-	1.0-9	-	-
Sanborn, Jack LB	1-0	1.0	-	-	1.0-10	-	-	-	-
Goetz, C.J. LB	1-0	1.0	1.0-3	-	-	-	-	-	DNP
Witt, Aaron LB	1-0	1.0	DNP	-	-	-	DNP	-	1.0-5

GAME-BY-GAME INTERCEPTIONS

Player	No-Yds	ILL	MICH	NU	IND	IOWA	MINN	WAKE
Nelson, Scott	2-60	DNP	1-0	-	-	-	-	1-60
Toler, Titus	1-10	1-10	-	DNP	DNP	DNP	DNP	DNP
Burrell, Eric	1-0	-	-	-	-	-	1-0	-
Wilder, Collin	1-72	-	-	-	-	-	-	1-72
Chenal, Leo	1-31	-	1-31	-	-	-	-	-
Burks, Noah	1-41	-	-	-	-	-	-	1-41
Sanborn, Jack	1-3	-	-	-	-	-	-	1-3

GAME-BY-GAME PUNT RETURNS

Player	No-Yds	ILL	MICH	NU	IND	IOWA	MINN	WAKE
Engram, Dean	9-14	-	2-0	3-7	-	-	2-7	2-0
Franklin, Jaylan	1-12	-	-	-	-	DNP	DNP	1-12
Davis, Danny	2-9	1-0	1-9	DNP	DNP	DNP	DNP	DNP

GAME-BY-GAME KICK RETURNS

Player	No-Yds	ILL	MICH	NU	IND	IOWA	MINN	WAKE
Chandler, Devin	6-156	DNP	DNP	DNP	2-37	1-21	2-39	1-59
Bracey, Stephan	6-114	2-28	1-33	3-53	DNP	DNP	DNP	DNP
Schipper, Brady	1-20	DNP	DNP	DNP	DNP	-	-	1-20

GAME-BY-GAME STARTERS

OFFENSE	QB	RB	FB	WR	WR	WR/TE	TE	LT	LG	C	RG	RT
ILL	Mertz	Watson	Stokke	Pryor	Davis	--	Ferguson	Van Lanen	Seltzner	Lyles	Dietzen	Bruss
MICH	Mertz	Watson	Stokke	Dike	Davis	--	Ferguson	Van Lanen	Dietzen	Lyles	Bruss	Beach
NU	Mertz	Watson	Stokke	Dike	Dunn	--	Ferguson	Van Lanen	Dietzen	Lyles	Bruss	Beach
IND	Mertz	Berger	Stokke	Dike	Pryor	--	Ferguson	Van Lanen	Dietzen	Lyles	Bruss	Beach
IOWA	Mertz	Watson	Stokke	Dike	Dunn	--	Ferguson	Van Lanen	Dietzen	Bortolini	Bruss	Beach
MINN	Mertz	Groshek	Stokke	Dike	--	Rucci	Ferguson	Dietzen	Seltzner	Sampson	Bruss	Beach
WAKE	Mertz	Groshek	Stokke	Dike	Dunn	--	Ferguson	Dietzen	Seltzner	Sampson	Furtney	Beach

DEFENSE	DE	NT	DE	OLB	ILB	ILB	OLB	CB	SS	FS	CB	DB
ILL	Loudermilk	Benton	Rand	Herbig	Sanborn	Chenal	Burks	Wildgoose	Wilder	Burrell	C. Williams	--
MICH	Loudermilk	Benton	Henningesen	Herbig	Sanborn	Chenal	Burks	Hicks	Nelson	Burrell	C. Williams	--
NU	Loudermilk	Benton	Rand	Herbig	Sanborn	Chenal	Burks	Wildgoose	Nelson	Burrell	C. Williams	--
IND	Loudermilk	--	Rand	Herbig	Sanborn	Chenal	Burks	Hicks	Nelson	Burrell	C. Williams	Burton
IOWA	Loudermilk	Benton	Rand	Herbig	Sanborn	Chenal	Burks	Hicks	Nelson	Burrell	C. Williams	--
MINN	Loudermilk	--	Rand	Herbig	Sanborn	Chenal	Burks	Hicks	Nelson	Burrell	C. Williams	Burton
WAKE	--	Benton	Rand	Herbig	Sanborn	Chenal	Burks	Hicks	Nelson	Burrell	C. Williams	Burton

PARTICIPATION

Player	GP/GS	ILL	MICH	NU	IND	IOWA	MINN	WAKE
Abbott, A.J.	4/-	XXX	XXX	XXX	XXX
Balistreri, Michael	2/-	XXX	XXX
Bay, Adam	7/-	XXX	XXX	XXX	XXX	XXX	XXX	XXX
Beach, Tyler	7/6	XXX	START	START	START	START	START	START
Benton, Keeanu	7/5	START	START	START	XXX	START	XXX	START
Berger, Jalen	4/1	...	XXX	XXX	START	XXX
Blaylock, Travian	7/-	XXX	XXX	XXX	XXX	XXX	XXX	XXX
Bortolini, Tanor	2/1	XXX	START
Bracey, Stephan	3/-	XXX	XXX	XXX
Brown, Logan	7/-	XXX	XXX	XXX	XXX	XXX	XXX	XXX
Bruss, Logan	6/6	START	START	START	START	START	START	...
Burks, Noah	7/7	START	START	START	START	START	START	START
Burrell, Eric	7/7	START	START	START	START	START	START	START
Burton, Donte	7/3	XXX	XXX	XXX	START	XXX	START	START
Chandler, Devin	4/-	XXX	XXX	XXX	XXX
Chenal, John	7/-	XXX	XXX	XXX	XXX	XXX	XXX	XXX
Chenal, Leo	7/7	START	START	START	START	START	START	START
Cone, Madison	2/-	XXX	XXX
Davis, Danny	2/2	START	START
Davis, Julius	1/-	XXX	...
DiBenedetto, Jordan	3/-	XXX	XXX	XXX
Dietzen, Jon	7/7	START	START	START	START	START	START	START
Dike, Chimere	7/6	XXX	START	START	START	START	START	START
Dunn, Jack	6/3	XXX	...	START	XXX	START	XXX	START
Engram, Dean	7/-	XXX	XXX	XXX	XXX	XXX	XXX	XXX
Eschenbach, Jack	7/-	XXX	XXX	XXX	XXX	XXX	XXX	XXX
Ferguson, Jake	7/7	START	START	START	START	START	START	START
Franklin, Jaylan	5/-	XXX	XXX	XXX	XXX	XXX
Furtney, Michael	7/1	XXX	XXX	XXX	XXX	XXX	XXX	START
Gabe, Lloyd	1/-	XXX
Goetz, C.J.	6/-	XXX	XXX	XXX	XXX	XXX	XXX	...
Grass, Tatum	7/-	XXX	XXX	XXX	XXX	XXX	XXX	XXX
Green-May, Izayah	1/-	XXX
Groshek, Garrett	6/2	XXX	...	XXX	XXX	XXX	START	START
Guerendo, Isaac	1/-	XXX
Harrell, Deron	4/-	XXX	XXX	XXX	XXX
Henningesen, Matt	2/1	XXX	START
Herbig, Nick	7/7	START	START	START	START	START	START	START
Hicks, Faion	7/5	XXX	START	XXX	START	START	START	START
Johnson, Kaden	3/-	XXX	XXX	...	XXX
Johnson, Rodas	1/-	XXX
Krumholz, Adam	3/-	...	XXX	XXX	...	XXX
Larsh, Collin	7/-	XXX	XXX	XXX	XXX	XXX	XXX	XXX
Loudermilk, Isaiiah	6/6	START	START	START	START	START	START	...
Lyles, Kayden	4/4	START	START	START	START
Lytle, Spencer	5/-	...	XXX	XXX	...	XXX	XXX	XXX
Mais, Tyler	7/-	XXX	XXX	XXX	XXX	XXX	XXX	XXX
Maskalunas, Mike	5/-	XXX	XXX	XXX	XXX	XXX
McDonald, Cade	2/-	XXX	XXX
Melvin, Semar	3/-	XXX	XXX	XXX

Player	GP/GS	ILL	MICH	NU	IND	IOWA	MINN	WAKE
Mertz, Graham	7/7	START	START	START	START	START	START	START
Mullens, Isaiah	7/-	XXX	XXX	XXX	XXX	XXX	XXX	XXX
Mustapha, Taj	3/-	XXX	...	XXX	XXX	...
Nelson, Jack	1/-	...	XXX
Nelson, Scott	6/6	...	START	START	START	START	START	START
Njongmeta, Maema	1/-	XXX
Nowakowski, Riley	4/-	XXX	XXX	XXX	...	XXX
Paez, Gio	1/-	XXX
Pryor, Kendric	3/2	START	XXX	...	START
Rand, Garrett	6/6	START	...	START	START	START	START	START
Rucci, Hayden	7/1	XXX	XXX	XXX	XXX	XXX	START	XXX
Sampson, Cormac	5/2	XXX	XXX	XXX	START	START
Sanborn, Jack	7/7	START	START	START	START	START	START	START
Schipper, Brady	3/-	XXX	XXX	XXX
Schlichting, Conor	4/-	...	XXX	...	XXX	...	XXX	XXX
Seltzner, Josh	6/3	START	...	XXX	XXX	XXX	START	START
Smith, Alexander	6/-	...	XXX	XXX	XXX	XXX	XXX	XXX
Smithback, Blake	4/-	XXX	XXX	XXX	XXX
Stokke, Mason	7/7	START	START	START	START	START	START	START
Strey, Marty	5/-	XXX	XXX	XXX	XXX	XXX
Thompson Jr., James	1/-	...	XXX
Tippman, Joe	2/-	...	XXX	XXX
Toler, Titus	2/-	XXX	XXX
Torchio, John	5/-	XXX	...	XXX	XXX	...	XXX	XXX
Van Dyke, Jack	7/-	XXX	XXX	XXX	XXX	XXX	XXX	XXX
Van Lanen, Cole	5/5	START	START	START	START	START
Vanden Boom, D.	1/-	...	XXX
Vopal, Aaron	7/-	XXX	XXX	XXX	XXX	XXX	XXX	XXX
Vujnovich, Andy	7/-	XXX	XXX	XXX	XXX	XXX	XXX	XXX
Watson, Nakia	5/4	START	START	START	XXX	START
Wilder, Collin	7/1	START	XXX	XXX	XXX	XXX	XXX	XXX
Wildgoose, Rachad	2/2	START	...	START
Williams, Bryson	7/-	XXX	XXX	XXX	XXX	XXX	XXX	XXX
Williams, Caesar	7/7	START	START	START	START	START	START	START
Witt, Aaron	5/-	...	XXX	XXX	XXX	...	XXX	XXX
Wolf, Chase	3/-	XXX	XXX	XXX
Zachman, Preston	1/-	...	XXX

CAREER GAMES PLAYED/STARTED

Player	'16	'17	'18	'19	'20	Total
WR A.J. Abbott	--	--	--	8/0	3/0	11/0
DE Michael Balistreri	--	--	--	--	2/0	2/0
LS Adam Bay	--	14/0	13/0	14/0	7/0	48/0
OL Tyler Beach	--	--	13/0	14/2	7/6	34/8
NT Keeanu Benton	--	--	--	13/6	7/5	20/11
RB Jalen Berger	--	--	--	--	4/1	4/1
S Travian Blaylock	--	--	4/0	1/0	7/0	12/0
OL Tanor Bortolini	--	--	--	--	2/1	2/1
WR Stephan Bracey	--	--	--	--	3/0	3/0
OL Logan Brown	--	--	--	--	7/0	7/0
OL Logan Bruss	--	--	13/6	13/13	6/6	32/25
OLB Noah Burks	--	8/0	13/0	14/13	7/7	42/20
S Eric Burrell	--	14/0	13/6	14/13	7/7	48/26
CB Donte Burton	--	--	4/0	12/2	7/3	23/5
WR Devin Chandler	--	--	--	--	4/0	4/0
FB John Chenal	--	--	8/0	14/3	7/0	29/3
ILB Leo Chenal	--	--	--	11/0	7/7	18/7
QB Jack Coan	--	6/0	5/4	14/14	--	25/18
S Madison Cone	--	9/0	12/2	10/0	2/0	33/2
TE Clay Cundiff	--	--	--	1/0	--	1/0
WR Danny Davis	--	12/3	11/6	14/4	2/2	39/15
RB Julius Davis	--	--	--	--	1/0	1/0
WR Jordan DiBenedetto	--	--	--	--	3/0	3/0
DE Boyd Dietzen	--	--	--	13/0	--	13/0
OL Jon Dietzen	10/8	13/12	12/12	--	7/7	42/39
WR Chimere Dike	--	--	--	--	7/6	7/6
WR Jack Dunn	--	8/0	13/0	14/0	6/3	41/3
FB Quan Easterling	--	--	--	1/0	--	1/0
CB Dean Engram	--	--	--	--	7/0	7/0
TE Jack Eschenbach	--	--	--	4/0	7/0	11/0
TE Jake Ferguson	--	--	13/2	14/14	7/7	34/23

Player	'16	'17	'18	'19	'20	Total
TE Jaylan Franklin	--	--	--	14/0	4/0	18/0
OL Michael Furtney	--	--	--	14/0	7/1	21/1
OLB C.J. Goetz	--	--	--	14/0	6/0	20/0
ILB Tatum Grass	--	--	--	--	7/0	7/0
OLB Izayah Green-May	--	--	6/0	12/1	1/0	19/1
RB Garrett Groshek	--	14/0	13/0	14/0	6/2	47/2
RB Isaac Guerendo	--	--	3/0	6/0	1/0	10/0
CB Deron Harrell	--	--	10/5	8/4	4/0	22/9
DE Matt Henningsen	--	--	13/10	14/5	2/1	29/16
OLB Nick Herbig	--	--	--	--	7/7	7/7
CB Faion Hicks	--	--	12/11	14/12	7/5	33/28
OLB Kaden Johnson	--	--	--	--	3/0	3/0
DE Rodas Johnson	--	--	--	--	1/0	1/0
CB Kobe Knaak	--	--	--	2/0	--	2/0
WR Adam Krumholz	--	6/0	11/1	14/0	3/0	34/1
K Colin Larsh	--	--	--	12/0	7/0	19/0
TE Gabe Lloyd	--	8/0	13/0	--	1/0	22/0
DE Isaiah Loudermilk	--	11/0	9/6	14/14	6/6	40/26
OL Kayden Lyles	--	--	12/7	13/4	4/4	29/15
OLB Spencer Lytle	--	--	--	--	5/0	5/0
DE Cade McDonald	--	--	--	--	1/0	1/0
S Tyler Mais	--	--	--	14/0	7/0	21/0
ILB Mike Maskalunas	--	13/0	9/0	14/0	5/0	41/0
CB Semar Melvin	--	--	--	4/2	3/0	7/2
QB Graham Mertz	--	--	--	2/0	7/7	9/7
DE Isaiah Mullens	--	--	--	13/0	7/0	20/0
WR Taj Mustapha	--	--	4/0	1/0	3/0	8/0
OL Jack Nelson	--	--	--	--	1/0	1/0
S Scott Nelson	--	--	9/8	1/1	6/6	16/15
ILB Maema Njongmeta	--	--	--	--	1/0	1/0
OLB Riley Nowakowski	--	--	--	--	4/0	4/0

Player	'16	'17	'18	'19	'20	Total
DE Gio Paez	--	--	--	--	1/0	1/0
WR Kendric Pryor	--	10/3	13/6	14/12	3/2	40/23
NT Garrett Rand	14/0	14/0	--	13/9	6/6	47/15
TE Hayden Rucci	--	--	--	--	7/1	7/1
OL Cormac Sampson	--	--	1/0	13/2	6/2	20/4
ILB Jack Sanborn	--	--	11/0	14/14	7/7	32/21
RB Brady Schipper	--	--	2/0	7/0	3/0	12/0
P Conor Schlichting	--	--	--	--	7/0	7/0
OL Josh Seltzner	--	--	12/0	14/4	6/3	32/7
CB Alexander Smith	--	--	4/0	14/0	6/0	24/0
OL Blake Smithback	--	--	--	3/0	4/0	7/0
FB Mason Stokke	--	--	9/0	12/7	7/7	28/14
ILB Marty Strey	--	--	--	1/0	5/0	6/0
DE James Thompson	--	--	--	--	1/0	1/0
OL Joe Tippman	--	--	--	--	2/0	2/0
S Titus Toler	--	--	--	--	2/0	2/0
S John Torchio	--	--	--	8/1	5/0	13/1
K Jack Van Dyke	--	--	--	--	7/0	7/0
OL Cole Van Lanen	--	14/0	13/1	13/13	5/5	45/19
QB D. Vanden Boom	--	--	3/0	--	1/0	4/0
OL Aaron Vopal	--	--	8/0	10/0	7/0	25/0
P Andy Vujnovich	--	--	--	--	7/0	7/0
RB Nakia Watson	--	--	--	14/0	5/4	19/4
S Collin Wilder	--	--	--	14/2	7/1	21/3
CB Rachad Wildgoose	--	--	10/7	13/8	2/2	25/17
NT Bryson Williams	--	--	13/3	6/0	7/0	26/3
CB Caesar Williams	--	2/0	12/5	14/7	7/7	35/19
OLB Aaron Witt	--	--	--	--	5/0	5/0
QB Chase Wolf	--	--	--	3/0	3/0	6/0
ILB Preston Zachman	--	--	--	--	1/0	1/0

TEAM GAME-BY-GAME STATISTICS

WISCONSIN GAME-BY-GAME

Opponent	RUSHING				RECEIVING				PASSING				KICK RETURN				PUNT RETURN				TOT OFF
	No.	Yds	TD	Lg	No.	Yds	TD	Lg	C-A-INT	Yds	TD	Lg	No	Yds	TD	Lg	No	Yds	TD	Lg	
ILLINOIS	54	182	1	13	20	248	5	53	20-21-0	248	5	53	2	28	0	28	1	0	0	0	430
at Michigan	51	341	5	43	12	127	2	20	12-22-0	127	2	20	1	33	0	33	3	9	0	9	468
at Northwestern	40	136	0	24	23	230	1	49	23-42-3	230	1	49	3	53	0	20	3	7	0	5	366
INDIANA	35	140	0	20	20	202	0	25	20-34-1	202	0	25	2	37	0	22	0	0	0	0	342
at Iowa	33	56	1	18	20	169	0	21	20-38-1	169	0	21	1	21	0	21	0	0	0	0	225
MINNESOTA	36	175	1	39	16	147	1	24	16-25-1	147	1	24	2	39	0	24	2	7	0	5	322
vs. Wake Forest	44	122	5	18	13	144	1	27	13-20-1	144	1	27	2	79	0	59	3	12	0	0	266
Totals	293	1152	13	43	124	1267	10	53	124-202-7	1267	10	53	13	290	0	59	12	35	0	9	2419
Opponent	201	673	2	80	110	1426	12	53	110-218-8	1426	12	53	14	290	0	43	8	39	0	17	2099

Opponent	TACKLES			TFL-Yds	SACKS No-Yds	FUMBLES		PASS DEFENSE			Blocked Kick	PAT ATTEMPTS				Points	
	Solo	Assisted	Total			FF	FR-Yds	Int-Yds	QBH	Brk		Kick	Run	Rec	Safety		
ILLINOIS	30	10	40	6.0-17	3.0-12	1	1-0	1-10	2	2	0	6-6	0	0	0	0	45
at Michigan	23	22	45	5.0-10	1.0-4	0	0-0	2-31	1	4	0	7-7	0	0	0	0	49
at Northwestern	38	14	52	6.0-19	1.0-10	1	1-0	0-0	13	4	0	1-1	0	0	0	0	7
INDIANA	37	6	43	2.0-2	1.0-1	1	1-0	0-0	3	4	0	0-0	0	0	0	0	6
at Iowa	32	20	52	6.0-30	2.0-16	0	1-0	0-0	1	0	0	1-1	0	0	0	0	7
MINNESOTA	40	16	56	6.0-24	2.0-14	1	0-0	1-0	2	3	0	2-2	0	0	0	0	20
vs. Wake Forest	39	38	77	5.0-16	1.0-5	1	0-0	4-176	0	6	1	6-6	0	0	0	0	42
Totals	239	126	365	36.0-118	11.0-62	5	4-0	8-217	22	23	1	23-23	0	0	0	0	176
Opponent	312	172	484	38.0-141	12.0-72	5	5-39	7-21	12	23	1	13-13	0	2	0	0	122

OPPONENT GAME-BY-GAME

Opponent	RUSHING				RECEIVING				PASSING				KICK RETURN				PUNT RETURN				TOT OFF
	No.	Yds	TD	Lg	No.	Yds	TD	Lg	C-A-INT	Yds	TD	Lg	No	Yds	TD	Lg	No	Yds	TD	Lg	
ILLINOIS	25	131	0	31	8	87	0	26	8-22-1	87	0	26	6	89	0	20	1	8	0	8	218
at Michigan	19	47	0	14	13	172	1	36	13-26-2	172	1	36	4	115	0	43	0	0	0	0	219
at Northwestern	23	24	0	6	24	239	2	36	24-45-0	239	2	36	1	29	0	29	1	17	0	17	263
INDIANA	31	87	0	11	13	130	2	35	13-22-0	130	2	35	0	0	0	0	1	5	0	5	217
at Iowa	32	127	1	80	14	211	2	53	14-25-0	211	2	53	1	29	0	29	3	0	0	1	338
MINNESOTA	36	146	0	31	14	180	2	24	14-26-1	180	2	24	1	12	0	12	1	0	0	0	326
vs. Wake Forest	35	111	1	28	24	407	3	46	24-52-4	407	3	46	1	16	0	16	1	9	0	9	518
Opponent	201	673	2	80	110	1426	12	53	110-218-8	1426	12	53	14	290	0	43	8	39	0	17	2099
Wisconsin	293	1152	13	43	124	1267	10	53	124-202-7	1267	10	53	13	290	0	59	12	35	0	9	2419

Opponent	TACKLES			TFL-Yds	SACKS No-Yds	FUMBLES		PASS DEFENSE			Blocked Kick	PAT ATTEMPTS				Points	
	Solo	Assisted	Total			FF	FR-Yds	Int-Yds	QBH	Brk		Kick	Run	Rec	Safety		
ILLINOIS	52	26	78	7.0-24	2.0-16	1	1-39	0-0	0	0	0	1-1	0	0	0	0	7
at Michigan	42	28	70	2.0-5	1.0-4	0	0-0	0-0	0	5	0	0-0	0	1	0	0	11
at Northwestern	49	32	81	7.0-36	3.0-19	2	2-0	3-1	7	5	0	2-2	0	0	0	0	17
INDIANA	46	14	60	5.0-17	3.0-13	1	1-0	1-20	0	5	0	2-2	0	0	0	0	14
at Iowa	35	30	65	6.0-29	2.0-19	0	1-0	1-0	3	6	0	2-2	0	1	0	0	28
MINNESOTA	47	8	55	5.0-11	1.0-1	1	0-0	1-0	1	1	0	2-2	0	0	0	0	17
vs. Wake Forest	41	34	75	6.0-19	0.0-0	0	0-0	1-0	1	1	1	4-4	0	0	0	0	28
Opponent	312	172	484	38.0-141	12.0-72	5	5-39	7-21	12	23	1	13-13	0	2	0	0	122
Wisconsin	239	126	365	36.0-118	11.0-62	5	4-0	8-217	22	23	1	23-23	0	0	0	0	176

RED ZONE SCORING

Date	Opponent	Score	Times In RZ	Times Scored	Total Pts	Total TDs	Rush TDs	Pass TDs	FGs Made	TIMES FAILED TO SCORE IN RED ZONE					
										FGA	Downs	Int	Fumb	End Half	End Gm
Oct 23	ILLINOIS	W, 45-7	6	6	38	5	1	4	1	0	0	0	0	0	0
Nov 14	at Michigan	W, 49-11	6	6	42	6	4	2	0	0	0	0	0	0	0
Nov 21	at Northwestern	L, 7-17	0	0	0	0	0	0	0	0	0	0	0	0	0
Dec 5	INDIANA	L, 6-14	3	2	6	0	0	0	2	0	1	0	0	0	0
Dec 12	at Iowa	L, 7-28	3	1	7	1	1	0	0	0	1	1	0	0	0
Dec 19	MINNESOTA	W, 20-17	3	3	13	1	0	1	2	0	0	0	0	0	0
Dec. 30	vs. Wake Forest	W, 42-28	6	6	42	6	5	1	0	0	0	0	0	0	0
Totals	24 of 27 (88.9%)		27	24	148	19	11	8	5	0	2	1	0	0	0
Opp.	13 of 18 (72.2%)		18	13	80	10	1	9	3	0	2	1	1	1	0

TIME OF POSSESSION

Date	Opponent	Score	Overall	1st Qtr	2nd Qtr	3rd Qtr	4th Qtr
Oct 23	ILLINOIS	W, 45-7	43:28	10:29	9:46	10:37	12:36
Nov 14	at Michigan	W, 49-11	40:15	11:33	6:43	9:27	12:32
Nov 21	at Northwestern	L, 7-17	37:01	8:41	9:22	10:40	8:18
Dec 5	INDIANA	L, 6-14	35:08	8:55	8:20	9:05	8:48
Dec 12	at Iowa	L, 7-28	34:11	5:32	8:14	10:25	10:00
Dec 19	MINNESOTA	W, 20-17	30:28	10:07	6:05	7:25	6:51
Dec. 30	vs. Wake Forest	W, 42-28	33:52	8:35	10:40	7:23	7:14
	Wisconsin Average		36:20	9:07	8:27	9:17	9:28
	Opponents Average		23:39	5:52	6:32	5:42	5:31

THIRD DOWN CONVERSIONS

Date	Opponent	Score	Overall		1st Qtr		2nd Qtr		3rd Qtr		4th Qtr		Overtime	
Oct 23	ILLINOIS	W, 45-7	8-14	57.1%	3-5	60.0%	0-1	0.0%	1-3	33.3%	4-5	80.0%		
Nov 14	at Michigan	W, 49-11	8-13	61.5%	3-4	75.0%	1-2	50.0%	1-3	33.3%	3-4	75.0%		
Nov 21	at Northwestern	L, 7-17	3-16	18.8%	1-3	33.3%	1-3	33.3%	0-5	0.0%	1-5	20.0%		
Dec 5	INDIANA	L, 6-14	8-16	50.0%	2-4	50.0%	1-3	33.3%	2-4	50.0%	3-5	60.0%		
Dec 12	at Iowa	L, 7-28	4-18	22.2%	1-4	25.0%	1-5	20.0%	0-3	0.0%	2-6	33.3%		
Dec 19	MINNESOTA	W, 20-17	4-12	33.3%	1-3	33.3%	0-3	0.0%	2-3	66.7%	1-2	50.0%	0-1	0.0%
Dec. 30	vs. Wake Forest	W, 42-28	3-11	27.3%	0-3	0.0%	2-3	66.7%	3-12	27.3%	1-3	33.3%		
	Wisconsin		38-100	38.0%	11-26	42.3%	6-20	30.0%	38-101	38.0%	15-30	50.0%	0-1	0.0%
	Opponents		25-87	28.7%	8-21	38.1%	6-24	25.0%	4-18	22.2%	7-23	30.4%	0-1	0.0%

FOURTH DOWN CONVERSIONS

Date	Opponent	Score	Overall		1st Qtr		2nd Qtr		3rd Qtr		4th Qtr		Overtime	
Oct 23	ILLINOIS	W, 45-7	1-1	100.0%	1-1	100.0%	0-0	0.0%	0-0	0.0%	0-0	0.0%		
Nov 14	at Michigan	W, 49-11	0-0	0.0%	0-0	0.0%	0-0	0.0%	0-0	0.0%	0-0	0.0%		
Nov 21	at Northwestern	L, 7-17	2-4	50.0%	1-1	100.0%	0-0	0.0%	1-1	100.0%	0-2	0.0%		
Dec 5	INDIANA	L, 6-14	0-1	0.0%	0-0	0.0%	0-0	0.0%	0-0	0.0%	0-1	0.0%		
Dec 12	at Iowa	L, 7-28	1-4	25.0%	0-0	0.0%	0-1	0.0%	0-0	0.0%	1-3	33.3%		
Dec 19	MINNESOTA	W, 20-17	0-1	0.0%	0-0	0.0%	0-1	0.0%	0-0	0.0%	0-0	0.0%	0-0	0.0%
Dec. 30	vs. Wake Forest	W, 42-28	1-1	100.0%	1-1	100.0%	0-0	0.0%	0-0	0.0%	0-0	0.0%		
	Wisconsin		5-12	41.7%	3-3	100.0%	0-2	0.0%	1-1	100.0%	1-6	16.7%	0-0	0.0%
	Opponents		2-11	18.2%	0-0	0.0%	0-2	0.0%	0-3	0.0%	2-6	33.3%	0-0	0.0%

SCORING DRIVES

WISCONSIN SCORING DRIVES

Qtr	Clock	Player(s)	Play	Pls	Yds	Time
Illinois						
1st	11:37	TD Stokke from Mertz	10 pass	6	33	2:58
2nd	11:54	TD Ferguson from Mertz	5 pass	14	88	8:17
2nd	1:06	TD Ferguson from Mertz	14 pass	5	72	2:10
2nd	0:28	TD Davis from Mertz	53 pass	1	53	0:08
4th	12:23	TD J. Chenal	2 run	10	66	5:44
4th	4:53	TD Ferguson from Mertz	3 pass	11	74	6:46
4th	0:56	FG Larsh	19 FG	7	15	3:13
Michigan						
1st	9:28	TD Watson	2 run	4	33	1:33
1st	6:08	TD Stokke from Mertz	1 pass	4	14	1:38
2nd	14:54	TD Stokke	1 run	9	60	4:36
2nd	10:07	TD Watson	10 run	6	74	3:00
3rd	4:45	TD Ferguson from Mertz	13 pass	5	44	2:39
4th	9:36	TD Davis	4 run	14	75	8:24
4th	7:34	TD Berger	23 run	3	72	1:34
Northwestern						
1st	5:14	TD Dike from Mertz	49 pass	6	80	3:09
Indiana						
2nd	4:03	FG Larsh	29 FG	12	81	6:55
3rd	0:21	FG Larsh	28 FG	12	52	6:49
Iowa						
3rd	5:42	TD Watson	1 run	3	25	0:55
Minnesota						
2nd	14:17	TD Groshek	39 run	6	75	2:47
3rd	2:26	TD Dunn from Wolf	4 pass	9	75	4:35
4th	11:30	FG Larsh	31 FG	8	34	4:21
OT	--	FG Larsh	30 FG	6	13	--
Wake Forest						
2nd	13:28	TD J. Chenal	2 run	11	75	6:28
2nd	3:21	TD Mertz	1 run	5	9	2:13
3rd	8:45	TD Mertz	1 run	5	33	2:15
3rd	1:20	TD Stokke from Mertz	14 pass	2	32	0:44
4th	13:49	TD Groshek	1 run	2	2	0:40
4th	9:24	TD Berger	1 run	1	3	0:09

OPPONENT SCORING DRIVES

Qtr	Clock	Player(s)	Play	Pls	Yds	Time
Illinois						
-						
Michigan						
3rd	12:52	FG Nordin	46 FG	7	47	2:08
3rd	3:00	TD Sainristil from McNamara	23 pass	4	75	1:45
Northwestern						
1st	10:50	TD Mangieri from Ramsey	2 pass	6	46	2:41
2nd	0:56	TD Chiaokhiao from Ramsey	25 pass	7	72	1:19
4th	11:35	FG Kuhbander	32 FG	9	53	1:53
Indiana						
2nd	11:03	TD Hendershot from Tuttle	1 pass	12	53	4:48
3rd	11:03	TD Philyor from Tuttle	7 pass	7	75	3:57
Iowa						
1st	7:12	FG Duncan	30 FG	5	20	2:04
2nd	0:01	FG Duncan	45 FG	6	36	1:21
3rd	8:59	TD S.-Marsette from Petras	19 pass	5	71	1:52
3rd	1:23	TD S.-Marsette from Petras	53 pass	4	78	1:47
4th	4:09	TD Goodson	80 run	1	80	0:14
Minnesota						
1st	2:04	TD Wiley from Morgan	16 pass	6	53	3:32
3rd	7:07	FG Gelecinskyj	38 FG	5	34	2:01
4th	4:40	TD B.-Stephens from Morgan	9 pass	12	75	6:50
Wake Forest						
1st	11:21	TD Roberson from Hartman	4 pass	9	65	3:39
1st	7:21	TD Roberson from Hartman	18 pass	6	71	1:59
3rd	11:11	TD Roberson from Hartman	8 pass	5	50	1:51
4th	0:06	TD Beal-Smith	1 run	12	59	2:08

SCORING DRIVE ANALYSIS

Yards	Wisconsin		Opponents	
	TD	FG	TD	FG
Negative	0	0	0	0
0-9	3	0	0	0
10-19	1	2	0	0
20-29	1	0	0	1
30-39	4	1	0	2
40-49	1	0	1	1
50-59	1	1	4	1
60-69	2	0	1	0
70-79	8	0	7	0
80-89	2	1	1	0
90-99	0	0	0	0

GAME-OPENING DRIVES

Game	Wisconsin				Opponents			
	PI-Yds	Time	Pts	TD	PI-Yds	Time	Pts	TD
ILL	6-33	2:58	TD		2-15	0:25	--	
MICH	6-18	3:52	--		1-0	0:07	--	
NU	3-(-6)	1:29	--		6-46	2:41	TD	
IND	5-17	2:51	--		3-0	0:48	--	
IOWA	4-12	2:04	--		6-35	3:40	--	
MINN	9-47	5:53	--		5-36	1:21	--	
WAKE	3-9	2:01	--		9-65	3:39	TD	

2ND HALF-OPENING DRIVES

Game	Wisconsin				Opponents			
	PI-Yds	Time	Pts	TD	PI-Yds	Time	Pts	TD
ILL	5-19	3:33	--		6-25	1:35	--	
MICH	7-37	3:48	--		7-47	2:08	FG	
NU	4-18	2:02	--		3-2	0:44	--	
IND	5-37	2:14	--		7-75	3:57	TD	
IOWA	9-46	4:19	--		5-71	1:52	TD	
MINN	3-8	1:53	--		7-43	3:55	--	
WAKE	3-9	1:58	--		5-50	1:51	TD	

LONG PLAYS (20+ YARDS)

WISCONSIN LONG SCRIMMAGE PLAYS

Yards	Type	Player(s)	Opponent
* 53	Pass	Davis, Danny from Mertz, Graham	Illinois
* 49	Pass	Dike, Chimere from Mertz, Graham	Northwestern
43	Rush	Chenal, John	Michigan
* 39	Rush	Groshek, Garrett	Minnesota
34	Pass	Ferguson, Jake from Mertz, Graham	Illinois
30	Rush	Dike, Chimere	Michigan
27	Pass	Dike, Chimere from Mertz, Graham	Wake Forest
25	Pass	Pryor, Kendric from Mertz, Graham	Indiana
24	Pass	Dunn, Jack from Mertz, Graham	Minnesota
24	Rush	Mertz, Graham	Northwestern
* 23	Rush	Berger, Jalen	Michigan
23	Pass	Krumholz, Adam from Mertz, Graham	Northwestern
23	Pass	Pryor, Kendric from Mertz, Graham	Illinois
23	Pass	Ferguson, Jake from Mertz, Graham	Minnesota
22	Pass	Eschenbach, Jack from Mertz, Graham	Indiana
21	Pass	Ferguson, Jake from Mertz, Graham	Wake Forest
21	Pass	Dunn, Jack from Mertz, Graham	Iowa
20	Pass	Pryor, Kendric from Mertz, Graham	Michigan
20	Rush	Berger, Jalen	Indiana

* Touchdown scored on play

LONG PLAYS BY TYPE

	Wisconsin		Opponents	
	Total	TD	Total	TD
Rushing	6	2	6	1
Passing	13	2	27	2
Punt Returns	0	0	0	0
Kick Returns	8	0	5	0
INT Returns	4	0	1	0
Fumble Returns	0	0	1	1
Other	0	0	0	0
TOTAL	31	4	40	4

LONG PLAYS BY PLAYER

Player	Total	TD	Rush	Rec.	KR	PR	IR	FR
Chandler, Devin	4	0	0	0	4	0	0	0
Dike, Chimere	3	1	1	2	0	0	0	0
Pryor, Kendric	3	0	0	3	0	0	0	0
Bracey, Stephan	3	0	0	0	3	0	0	0
Ferguson, Jake	3	0	0	3	0	0	0	0
Berger, Jalen	2	1	2	0	0	0	0	0
Dunn, Jack	2	0	0	2	0	0	0	0
Davis, Danny	1	1	0	1	0	0	0	0
Groshek, Garrett	1	1	1	0	0	0	0	0
Schipper, Brady	1	0	0	0	1	0	0	0
Eschenbach, Jack	1	0	0	1	0	0	0	0
Krumholz, Adam	1	0	0	1	0	0	0	0
Mertz, Graham	1	0	1	0	0	0	0	0
Chenal, Leo	1	0	0	0	0	0	1	0
Burks, Noah	1	0	0	0	0	0	1	0
Chenal, John	1	0	1	0	0	0	0	0
Nelson, Scott	1	0	0	0	0	0	1	0
Wilder, Collin	1	0	0	0	0	0	1	0
TOTAL	31	4	6	13	8	0	4	0

WISCONSIN LONGEST PLAYS

OFFENSE	Yards	Player	Opponent
Rush	43	John Chenal	Michigan (Nov. 14)
Rushing TD	39	Garrett Groshek	Minnesota (Dec. 19)
Pass	53	Danny Davis (Graham Mertz)	Illinois (Oct. 23)
Passing TD	53	Danny Davis (Graham Mertz)	Illinois (Oct. 23)

SPECIAL TEAMS	Yards	Player	Opponent
Kick Return	59	Devin Chandler	Wake Forest (Dec. 30)
Punt Return	9	Danny Davis	Michigan (Nov. 14)
Punt	60	Andy Vujnovich	(2x) MR: Iowa (Dec. 12)
Field Goal	31	Collin Larsh	Minnesota (Dec. 19)

DEFENSE	Yards	Player	Opponent
INT Return	72	Collin Wilder	Wake Forest (Dec. 30)
Fumble Return	--	--	--

OPPONENT LONGEST PLAYS

OFFENSE	Yards	Player	Opponent
Rush	80	Tyler Goodson	Iowa (Dec. 12)
Rushing TD	80	Tyler Goodson	Iowa (Dec. 12)
Pass	53	I. Smith-Marsette (Spencer Petras)	Iowa (Dec. 12)
Passing TD	53	I. Smith-Marsette (Spencer Petras)	Iowa (Dec. 12)

SPECIAL TEAMS	Yards	Player	Opponent
Kick Return	43	Giles Jackson	Michigan (Nov. 14)
Punt Return	17	Riley Lees	Northwestern (Nov. 21)
Punt	54	Blake Hayes	Illinois (Oct. 23)
Field Goal	46	Quinn Nordin	Michigan (Nov. 14)

DEFENSE	Yards	Player	Opponent
INT Return	20	Jamar Johnson	Indiana (Dec. 5)
Fumble Return	39	Tarique Barnes (TD)	Illinois (Oct. 23)

GAME SUMMARIES

GAME 1

#14 WISCONSIN 45, ILLINOIS 7

FRIDAY, OCT. 23 ▪ MADISON, WIS.

	1	2	3	4	F
Illinois	0	7	0	0	7
Wisconsin	7	21	0	17	45

Qtr	Time	Team	Scoring Play
1st	11:37	WIS	Stokke 10 pass from Mertz (Larsh kick), 6-33 2:58
2nd	11:54	WIS	Ferguson 5 pass from Mertz (Larsh kick), 14-88 8:17
	3:22	ILL	Barnes 39 fumble recovery (McCourt kick)
	1:06	WIS	Ferguson 14 pass from Mertz (Larsh kick), 5-72 2:10
	0:28	WIS	Davis 53 pass from Mertz (Larsh kick), 1-53 0:08
4th	12:23	WIS	Chenal, J. 2 run (Larsh kick), 10-66 5:44
	4:53	WIS	Ferguson 3 pass from Mertz (Larsh kick), 11-74 6:46
	0:56	WIS	Larsh 19 FG, 7-15 3:13

	ILL	WIS
FIRST DOWNS	8	23
NET YARDS RUSHING	131	182
Rushing Attempts	25	54
Rushing Touchdowns	0	1
NET YARDS PASSING	87	248
Completions-Attempts-Int	8-22-1	20-21-0
Passing Touchdowns	0	5
TOTAL OFFENSE YARDS	218	430
Total offense plays	47	75
Average Gain Per Play	4.6	5.7
Fumbles: Number-Lost	1-1	1-1
Penalties: Number-Yards	5-60	3-15
PUNTS-YARDS	5-216	4-184
Average Yards Per Punt	43.2	46.0
KICKOFFS-YARDS	2-126	8-470
Average Yards Per Kickoff	63.0	58.8
Punt returns: Number-Yards-TD	1-8-0	1-0-0
Average Per Return	8.0	0.0
Kickoff returns: Number-Yds-TD	6-89-0	2-28-0
Average Per Return	14.8	14.0
Interceptions: Number-Yds-TD	0-0-0	1-10-0
Fumble Returns: Number-Yds-TD	1-39-1	0-0-0
Possession Time	16:32	43:28
Third-Down Conversions	2 of 10	8 of 14
Fourth-Down Conversions	0 of 3	1 of 1
Red-Zone Scores-Chances	0-0	6-6
Sacks By: Number-Yards	2-16	3-12

RUSHING (Att-Yds)

ILL – Peters, Brandon 7-75; Epstein, Mike 8-36; Brown, Chase 3-12; Williams, Isaiah 1-5; Robinson, Matt 2-5; Norwood, Jakari 2-1; Team 1-minus 1; Love, Reggie 1-minus 2.

WIS – Groshek, G. 13-70; Watson, Nakia 19-62; Guerendo, I. 11-36; Davis, Danny 1-4; Dunn, Jack 1-3; Mertz, Graham 5-2; Pryor, Kendric 1-2; Chenal, John 1-2; Wolf, Chase 1-1; Stokke, Mason 1-0.

PASSING (Comp-Att-INT-Yds)

ILL – Peters, Brandon 8-19-0-87; Williams, Isaiah 0-3-1-0; Robinson, Matt 0-0-0-0.

WIS – Mertz, Graham 20-21-0-248.

RECEIVING (Rec-Yds)

ILL – Imatorbhebhe, J. 3-26; Barker, Daniel 2-15; Hightower, Brian 1-26; Epstein, Mike 1-22; Brown, Chase 1-minus 2.

WIS – Ferguson, Jake 7-72; Groshek, G. 4-29; Pryor, Kendric 3-44; Dunn, Jack 3-21; Davis, Danny 2-72; Stokke, Mason 1-10.

GAME 2

#9 WISCONSIN at NEBRASKA

SATURDAY, OCT. 31 ▪ LINCOLN, NEB.

Canceled

GAME 3

#10 WISCONSIN vs. PURDUE

SATURDAY, NOV. 7 ▪ MADISON, WIS.

Canceled

GAME SUMMARIES

GAME 4

#13 WISCONSIN 49, MICHIGAN 11

SATURDAY, NOV. 14 • ANN ARBOR, MICH.

	1	2	3	4	F
Wisconsin	14	14	7	14	49
Michigan	0	0	11	0	11

Qtr	Time	Team	Scoring Play
1st	9:28	WIS	Watson 2 run (Larsh kick), 4-33 1:33
	6:08	WIS	Stokke 1 pass from Mertz (Larsh kick), 4-14 1:38
2nd	14:54	WIS	Stokke 1 run (Larsh kick), 9-60 4:36
	10:07	WIS	Watson 10 run (Larsh kick), 6-74 3:00
3rd	12:52	MICH	Nordin 46 field goal, 7-47 2:08
	4:45	WIS	Ferguson 13 pass from Mertz (Larsh kick), 5-44 2:39
	3:00	MICH	Sainristil 23 pass from McNamara (Jackson pass from McNamara), 4-75 1:45
4th	9:36	WIS	Davis 4 run (Larsh kick), 14-75 8:24
	7:34	WIS	Berger 23 run (Larsh kick), 3-72 1:34

	WIS	MICH
FIRST DOWNS	26	10
NET YARDS RUSHING	341	47
Rushing Attempts	51	19
Rushing Touchdowns	5	0
NET YARDS PASSING	127	172
Completions-Attempts-Int	12-22-0	13-26-2
Passing Touchdowns	2	1
TOTAL OFFENSE YARDS	468	219
Total offense plays	73	45
Average Gain Per Play	6.4	4.9
Fumbles: Number-Lost	0-0	0-0
Penalties: Number-Yards	1-5	4-40
PUNTS-YARDS	3-126	5-212
Average Yards Per Punt	42.0	42.4
KICKOFFS-YARDS	8-500	3-194
Average Yards Per Kickoff	62.5	64.7
Punt returns: Number-Yards-TD	3-9-0	0-0-0
Average Per Return	3.0	0.0
Kickoff returns: Number-Yds-TD	1-33-0	4-115-0
Average Per Return	33.0	28.8
Interceptions: Number-Yds-TD	2-31-0	0-0-0
Fumble Returns: Number-Yds-TD	0-0-0	0-0-0
Possession Time	40:15	19:45
Third-Down Conversions	8 of 13	3 of 11
Fourth-Down Conversions	0 of 0	0 of 1
Red-Zone Scores-Chances	6-6	0-1
Sacks By: Number-Yards	1-4	1-4

RUSHING (Att-Yds)

WIS – Berger, Jalen 15-87; Chenal, John 6-71; Davis, Danny 7-65; Watson, Nakia 12-65; Dike, Chimere 1-30; Stokke, Mason 4-11; Pryor, Kendric 1-7; Mertz, Graham 3-4; Bracey, Stephan 1-3; TEAM 1-minus 2.

MICH – Charbonnet, Z. 3-21; Milton, Joe 7-15; Haskins, Hassan 1-6; Corum, Blake 7-5; Henning, AJ 1-0.

PASSING (Comp-Att-INT-Yds)

WIS – Mertz, Graham 12-22-0-127.

MICH – Milton, Joe 9-19-2-98; McNamara, Cade 4-7-0-74.

RECEIVING (Rec-Yds)

WIS – Ferguson, Jake 4-51; Dike, Chimere 2-29; Pryor, Kendric 2-27; Berger, Jalen 2-13; Davis, Danny 1-6; Stokke, Mason 1-1.

MICH – Bell, Ronnie 4-56; Eubanks, Nick 2-41; Evans, Chris 2-16; All, Erick 2-1; Jackson, Giles 1-36; Sainristil, M. 1-23; Henning, AJ 1-minus 1.

GAME 5

#19 NORTHWESTERN 17, #10 WISCONSIN 7

SATURDAY, NOV. 21 • EVANSTON, ILL.

	1	2	3	4	F
Wisconsin	7	0	0	0	7
Northwestern	7	7	0	3	17

Qtr	Time	Team	Scoring Play
1st	10:50	NU	Mangieri 2 pass from Ramsey (Kuhbander kick), 6-46 2:41
	5:14	WIS	Dike 49 pass from Mertz (Larsh kick), 6-80 3:09
2nd	0:56	NU	Chiaokhiao 25 pass from Ramsey (Kuhbander kick), 7-72 1:19
4th	11:35	NU	Kuhbander 32 FG, 9-53 1:53

	WIS	NU
FIRST DOWNS	21	16
NET YARDS RUSHING	136	24
Rushing Attempts	40	23
Rushing Touchdowns	0	0
NET YARDS PASSING	230	239
Completions-Attempts-Int	23-42-3	24-45-0
Passing Touchdowns	1	2
TOTAL OFFENSE YARDS	366	263
Total offense plays	82	68
Average Gain Per Play	4.5	3.9
Fumbles: Number-Lost	4-2	1-1
Penalties: Number-Yards	8-69	1-5
PUNTS-YARDS	7-291	10-379
Average Yards Per Punt	41.6	37.9
KICKOFFS-YARDS	2-97	4-244
Average Yards Per Kickoff	48.5	61.0
Punt returns: Number-Yards-TD	3-7-0	1-17-0
Average Per Return	2.3	17.0
Kickoff returns: Number-Yds-TD	3-53-0	1-29-0
Average Per Return	17.7	29.0
Interceptions: Number-Yds-TD	0-0-0	3-1-0
Fumble Returns: Number-Yds-TD	0-0-0	0-0-0
Miscellaneous Yards	0	0
Possession Time	37:01	22:59
Third-Down Conversions	3 of 16	2 of 15
Fourth-Down Conversions	2 of 4	0 of 1
Red-Zone Scores-Chances	0-0	2-3
Sacks By: Number-Yards	1-10	3-19

RUSHING (Att-Yds)

WIS – Berger, Jalen 15-93; Watson, Nakia 7-26; Mertz, Graham 7-13; Groshek, G. 7-10; Stokke, Mason 2-2; Dunn, Jack 1-0; Krumholz, Adam 1-minus 8.

NU – Anderson, Drake 8-13; Ramsey, Peyton 7-6; Porter, Cam 4-3; Bowser, Isaiah 2-2; MCGOWAN, KYRIC 2-0.

PASSING (Comp-Att-INT-Yds)

WIS – Mertz, Graham 23-41-3-230; TEAM 0-1-0-0.

NU – Ramsey, Peyton 23-44-0-203; Lees, Riley 1-1-0-36.

RECEIVING (Rec-Yds)

WIS – Ferguson, Jake 7-58; Dunn, Jack 4-37; Groshek, G. 4-18; Krumholz, Adam 3-47; Dike, Chimere 2-52; Bracey, Stephan 1-11; Eschenbach, J. 1-5; Stokke, Mason 1-2.

NU – MCGOWAN, KYRIC 7-80; Chiaokhiao, R 4-95; Raine, John 3-10; Porter, Cam 2-12; Mangieri, C 2-11; Washington, M 2-10; Anderson, Drake 2-4; Lees, Riley 1-12; Hull, Evan 1-5.

GAME 6

#18 WISCONSIN vs. MINNESOTA

SATURDAY, NOV. 28 • MADISON, WIS.

Canceled

GAME SUMMARIES

GAME 7

#10 INDIANA 14, #18 WISCONSIN 6

SATURDAY, DEC. 5 • MADISON, WIS.

	1	2	3	4	F
Indiana	0	7	7	0	14
Wisconsin	0	3	3	0	6

Qtr	Time	Team	Scoring Play
2nd	11:03	IND	Hendershot 1 pass from Tuttle (Campbell kick), 12-53 4:48
	4:03	WIS	Larsh 29 FG, 12-81 6:55
3rd	11:03	IND	Philyor 7 pass from Tuttle (Campbell kick), 7-75 3:57
	0:21	WIS	Larsh 28 FG, 12-52 6:49

	IND	WIS
FIRST DOWNS	15	19
NET YARDS RUSHING	87	140
Rushing Attempts	31	35
Rushing Touchdowns	0	0
NET YARDS PASSING	130	202
Completions-Attempts-Int	13-22-0	20-34-1
Passing Touchdowns	2	0
TOTAL OFFENSE YARDS	217	342
Total offense plays	53	69
Average Gain Per Play	4.1	5.0
Fumbles: Number-Lost	1-1	1-1
Penalties: Number-Yards	1-15	8-81
PUNTS-YARDS	5-201	3-113
Average Yards Per Punt	40.2	37.7
KICKOFFS-YARDS	3-180	3-195
Average Yards Per Kickoff	60.0	65.0
Punt returns: Number-Yards-TD	1-5-0	0-0-0
Average Per Return	5.0	0.0
Kickoff returns: Number-Yds-TD	0-0-0	2-37-0
Average Per Return	0.0	18.5
Interceptions: Number-Yds-TD	1-20-0	0-0-0
Fumble Returns: Number-Yds-TD	0-0-0	0-0-0
Possession Time	24:52	35:08
Third-Down Conversions	4 of 10	8 of 16
Fourth-Down Conversions	0 of 0	0 of 1
Red-Zone Scores-Chances	2-2	2-3
Sacks By: Number-Yards	3-13	1-1

RUSHING (Att-Yds)

IND – Scott, Stevie 18-57; Ellis, David 5-22; Tuttle, Jack 6-11; TEAM 2-minus 3.

WIS – Berger, Jalen 15-87; Groshek, Garrett 4-16; Mertz, Graham 8-15; Stokke, Mason 5-14; Watson, Nakia 2-9; TEAM 1-minus 1.

PASSING (Comp-Att-INT-Yds)

IND – Tuttle, Jack 13-22-0-130.

WIS – Mertz, Graham 20-34-1-202.

RECEIVING (Rec-Yds)

IND – Philyor, Whop 4-47; Hendershot, P. 3-8; Hewitt, Jacobly 2-21; Ellis, David 2-15; Fryfogle, Ty 1-35; Scott, Stevie 1-4.

WIS – Ferguson, Jake 5-54; Pryor, Kendric 3-48; Dike, Chimere 3-40; Dunn, Jack 3-6; Groshek, Garrett 2-17; Stokke, Mason 2-6; Eschenbach, Jack 1-22; Abbott, A.J. 1-9.

GAME 8

#19 IOWA 28, #25 WISCONSIN 7

SATURDAY, DEC. 12 • IOWA CITY, IOWA

	1	2	3	4	F
Wisconsin	0	0	7	0	7
Iowa	3	3	15	7	28

Qtr	Time	Team	Scoring Play
1st	7:12	IOWA	Duncan 30 FG, 5-20 2:04
2nd	0:01	IOWA	Duncan 45 FG, 6-36 1:21
3rd	8:49	IOWA	Smith-Marsette 19 pass from Petras (Smith pass from Petras), 5-71 1:52
	5:42	WIS	Watson 1 run (Larsh kick), 3-25 0:55
	1:23	IOWA	Smith-Marsette 53 pass from Petras (Duncan kick), 4-78 1:47
4th	4:09	IOWA	Goodson 80 run (Duncan kick), 1-80 0:14

	WIS	IOWA
FIRST DOWNS	11	13
NET YARDS RUSHING	56	127
Rushing Attempts	33	32
Rushing Touchdowns	1	1
NET YARDS PASSING	169	211
Completions-Attempts-Int	20-38-1	14-25-0
Passing Touchdowns	0	2
TOTAL OFFENSE YARDS	225	338
Total offense plays	71	57
Average Gain Per Play	3.2	5.9
Fumbles: Number-Lost	2-1	2-1
Penalties: Number-Yards	5-40	6-50
PUNTS-YARDS	9-393	8-337
Average Yards Per Punt	43.7	42.1
KICKOFFS-YARDS	2-128	6-361
Average Yards Per Kickoff	64.0	60.2
Punt returns: Number-Yards-TD	0-0-0	3-0-0
Average Per Return	0.0	0.0
Kickoff returns: Number-Yds-TD	1-21-0	1-29-0
Average Per Return	21.0	29.0
Interceptions: Number-Yds-TD	0-0-0	1-0-0
Fumble Returns: Number-Yds-TD	0-0-0	0-0-0
Possession Time	34:11	25:49
Third-Down Conversions	4 of 18	3 of 14
Fourth-Down Conversions	1 of 4	0 of 1
Red-Zone Scores-Chances	1-3	2-2
Sacks By: Number-Yards	2-16	2-19

RUSHING (Att-Yds)

WIS – Watson, Nakia 13-29; Dike, Chimere 3-21; Groshek, G. 6-9; Stokke, Mason 3-9; Schipper, Brady 1-3; Dunn, Jack 2-2; Mertz, Graham 5-minus 17.

IOWA – Goodson, Tyler 11-106; Sargent, Mekhi 13-51; Smith-Marsette 1-minus 2; Petras, Spencer 3-minus 11; Team 4-minus 17.

PASSING (Comp-Att-INT-Yds)

WIS – Mertz, Graham 20-38-1-169.

IOWA – Petras, Spencer 14-25-0-211.

RECEIVING (Rec-Yds)

WIS – Dunn, Jack 5-55; Groshek, G. 5-28; Ferguson, Jake 3-14; Chandler, Devin 2-28; Dike, Chimere 2-24; Stokke, Mason 1-11; Schipper, Brady 1-6; Abbott, A.J. 1-3.

IOWA – Smith-Marsette 7-140; Smith, Brandon 3-30; Goodson, Tyler 2-28; LaPorta, Sam 1-11; Ragaini, Nico 1-2.

GAME 9

WISCONSIN 20, MINNESOTA 17 (OT)

SATURDAY, DEC. 19 • MADISON, WIS.

	1	2	3	4	OT	F
Minnesota	7	0	3	7	0	17
Wisconsin	0	7	7	3	3	20

Qtr	Time	Team	Scoring Play
1st	2:04	MINN	Wiley 16 pass from Morgan (Gelecinskyj kick), 6-53 3:32
2nd	14:17	WIS	Groshek 39 run (Larsh kick), 6-75 2:47
3rd	7:07	MINN	Gelecinskyj 38 FG, 5-34 2:01
	2:26	WIS	Dunn 4 pass from Wolf (Larsh kick), 9-75 4:35
4th	11:30	WIS	Larsh 31 FG, 8-34 4:21
	4:40	MINN	Brown-Stephens 9 pass from Morgan (Gelecinskyj kick), 12-75 6:50
OT	--	WIS	Larsh 30 FG, 6-13 0:00

	MINN	WIS
FIRST DOWNS	18	18
NET YARDS RUSHING	146	175
Rushing Attempts	36	36
Rushing Touchdowns	0	1
NET YARDS PASSING	180	147
Completions-Attempts-Int	14-26-1	16-25-1
Passing Touchdowns	2	1
TOTAL OFFENSE YARDS	326	322
Total offense plays	62	61
Average Gain Per Play	5.3	5.3
Fumbles: Number-Lost	2-0	1-0
Penalties: Number-Yards	7-65	5-47
PUNTS-YARDS	5-179	4-167
Average Yards Per Punt	35.8	41.8
KICKOFFS-YARDS	4-258	4-233
Average Yards Per Kickoff	64.5	58.2
Punt returns: Number-Yards-TD	1-0-0	2-7-0
Average Per Return	0.0	3.5
Kickoff returns: Number-Yds-TD	1-12-0	2-39-0
Average Per Return	12.0	19.5
Interceptions: Number-Yds-TD	1-0-0	1-0-0
Fumble Returns: Number-Yds-TD	0-0-0	0-0-0
Possession Time	29:32	30:28
Third-Down Conversions	4 of 11	4 of 12
Fourth-Down Conversions	1 of 1	0 of 1
Red-Zone Scores-Chances	3-5	3-3
Sacks By: Number-Yards	1-1	2-14

RUSHING (Att-Yds)

MINN – Ibrahim, Mohamed 26-151; Wiley, Cam 3-5; Potts, Treyson 2-0; Morgan, Tanner 5-minus 10.

WIS – Groshek, Garrett 24-154; Mertz, Graham 3-9; Stokke, Mason 3-8; Schipper, Brady 3-2; Wolf, Chase 1-2; Davis, Julius 1-1; Dike, Chimere 1-minus 1.

PASSING (Comp-Att-INT-Yds)

MINN – Morgan, Tanner 13-25-1-160; Green, Seth 1-1-0-20.

WIS – Mertz, Graham 12-20-0-132; Wolf, Chase 4-5-1-15.

RECEIVING (Rec-Yds)

MINN – Jackson, Daniel 4-67; Autman-Bell, Chris 3-33; Brown-Stephens, M 2-29; Green, Seth 2-18; Witham, Bryce 1-20; Wiley, Cam 1-16; Potts, Treyson 1-minus 3.

WIS – Dunn, Jack 7-76; Groshek, Garrett 4-13; Ferguson, Jake 3-35; Stokke, Mason 1-14; Dike, Chimere 1-9.

GAME SUMMARIES

GAME 10
WISCONSIN 42, WAKE FOREST 28

WEDNESDAY, DEC. 30 • CHARLOTTE, N.C.
DUKE'S MAYO BOWL

	1	2	3	4	F
Wake Forest	14	0	7	7	28
Wisconsin	0	14	14	14	42

Qtr	Time	Team	Scoring Play
1st	11:21	WF	Roberson 4 pass from Hartman (Crane kick), 9-65 3:39
	7:21	WF	Roberson 18 pass from Hartman (Crane kick), 6-71 1:59
2nd	13:28	WIS	Chenal, J. 2 run (Larsh kick), 11-75 6:28
	3:21	WIS	Mertz 1 run (Larsh kick), 5-9 2:13
3rd	11:11	WF	Roberson 8 pass from Hartman (Crane kick), 5-50 1:51
	8:45	WIS	Mertz 1 run (Larsh kick), 5-33 2:15
	1:20	WIS	Stokke 14 pass from Mertz (Larsh kick), 2-32 0:44
4th	13:49	WIS	Groshek 1 run (Larsh kick), 2-2 0:40
	9:24	WIS	Berger 1 run (Larsh kick), 1-3 0:09
	0:06	WF	Beal-Smith 1 run (Crane kick), 12-59 2:08

	WF	WIS
FIRST DOWNS	27	19
NET YARDS RUSHING	111	122
Rushing Attempts	35	44
Rushing Touchdowns	1	5
NET YARDS PASSING	407	144
Completions-Attempts-Int	24-52-4	13-20-1
Passing Touchdowns	3	1
TOTAL OFFENSE YARDS	518	266
Total offense plays	87	64
Average Gain Per Play	6.0	4.2
Fumbles: Number-Lost	1-0	2-0
Penalties: Number-Yards	5-26	6-39
PUNTS-YARDS	4-137	6-210
Average Yards Per Punt	34.2	35.0
KICKOFFS-YARDS	5-289	7-446
Average Yards Per Kickoff	57.8	63.7
Punt returns: Number-Yards-TD	1-9-0	3-12-0
Average Per Return	9.0	4.0
Kickoff returns: Number-Yds-TD	1-16-0	2-79-0
Average Per Return	16.0	39.5
Interceptions: Number-Yds-TD	1-0-0	4-176-0
Fumble Returns: Number-Yds-TD	0-0-0	0-0-0
Possession Time	26:08	33:52
Third-Down Conversions	7 of 16	3 of 11
Fourth-Down Conversions	1 of 4	1 of 1
Red-Zone Scores-Chances	4-5	6-6
Sacks By: Number-Yards	0-0	1-5

RUSHING (Att-Yds)

WF – C Beal-Smith 21-82; J Ellison 6-19; S Hartman 5-8; M Kern 3-2.

WIS – Groshek, G. 13-41; Berger, Jalen 15-34; Chandler, Devin 1-18; Wolf, Chase 2-12; Mertz, Graham 5-12; Chenal, John 5-7; Stokke, Mason 1-1; TEAM 1-minus 1; Dike, Chimere 1-minus 2.

PASSING (Comp-Att-INT-Yds)

WF – S Hartman 20-37-4-318; M Kern 2-8-0-61; M Griffis 2-7-0-28.

WIS – Mertz, Graham 11-17-0-130; Wolf, Chase 2-3-1-14.

RECEIVING (Rec-Yds)

WF – J Roberson 8-131; D Greene 6-122; T Morin 5-91; B Chapman 2-40; C Beal-Smith 2-20; J Ellison 1-3.

WIS – Dunn, Jack 6-60; Groshek, G. 3-14; Dike, Chimere 2-35; Ferguson, Jake 1-21; Stokke, Mason 1-14.

LAST TIME IT HAPPENED

INDIVIDUAL

■ 40 Rushing Attempts

Wisconsin: 43, Brian Calhoun vs. Bowling Green (9/4/2005)
Opponent: 43, Laurence Maroney, Minnesota (10/15/2005)

■ 50 Rushing Attempts

Wisconsin: 50, Ron Dayne vs. Minnesota (11/9/1996)
Opponent: Under research

■ 100 Yards Rushing

Wisconsin: 154, Garrett Groshek vs. Minnesota (12/19/2020)
Opponent: 151, Mohamed Ibrahim, Minnesota (12/19/2020)

■ 200 Yards Rushing

Wisconsin: 222, Jonathan Taylor vs. Purdue (11/23/2019)
Opponent: 220, Ezekiel Elliott, Ohio State (12/6/2014)

■ 300 Yards Rushing

Wisconsin: 321, Jonathan Taylor at Purdue (11/17/2018)
Opponent: 377, Anthony Thompson, Indiana (11/11/1989)

■ 400 Yards Rushing

Wisconsin: 408, Melvin Gordon vs. Nebraska (11/15/2014)
Opponent: Has not happened

■ Two 100-Yard Rushers

Wisconsin: 159, Jonathan Taylor and 111, Taiwan Deal vs. Illinois (10/20/2018)
Opponent: 159, LaMichael James and 155, De'Anthony Thomas, Oregon (1/2/2012)

■ Three 100-Yard Rushers

Wisconsin: 253, Melvin Gordon; 158, Tanner McEvoy and 111, Corey Clement vs. Bowling Green (9/20/2014)
Opponent: Has not happened

■ Two 200-Yard Rushers

Wisconsin: 216, Melvin Gordon and 202, Montee Ball vs. Nebraska (12/1/2012)
Opponent: Has not happened

■ Quarterback Rushed for 100 Yards

Wisconsin: 158, Tanner McEvoy vs. Bowling Green (9/20/2014)
Opponent: 140, Taylor Martinez, Nebraska (12/1/2012)

■ Two Rushing TDs

Wisconsin: 2, Graham Mertz vs. Wake Forest (12/30/2020)
Opponent: 3, Justin Herbert, Oregon (1/1/2020)

■ Three Rushing TDs

Wisconsin: 4, Jonathan Taylor vs. Kent State (10/5/2019)
Opponent: 3, Justin Herbert, Oregon (1/1/2020)

■ Four Rushing TDs

Wisconsin: 4, Jonathan Taylor vs. Nebraska (11/15/2014)
Opponent: 4, Marion Grice, Arizona State (9/14/2013)

■ Five Rushing TDs

Wisconsin: 5, Melvin Gordon vs. Bowling Green (9/20/2014)
Opponent: 6, Levron Williams, Indiana (10/6/2001)

■ Six Rushing TDs

Wisconsin: Has not happened
Opponent: 6, Levron Williams, Indiana (10/6/2001)

■ 300 Yards Passing

Wisconsin: 363, Jack Coan vs. Central Michigan (9/7/2019)
Opponent: 318, Sam Hartman, Wake Forest (12/30/2020)

■ 400 Yards Passing

Wisconsin: 423, Darrell Bevell at Minnesota (10/23/1993)
Opponent: 403, Colt Brennan, Hawaii (11/25/2005)

■ Three Touchdown Passes

Wisconsin: 5, Graham Mertz vs. Illinois (10/23/2020)
Opponent: 3, Sam Hartman, Wake Forest (12/30/2020)

■ Four Touchdown Passes

Wisconsin: 5, Graham Mertz vs. Illinois (10/23/2020)
Opponent: 4, David Blough, Purdue (11/17/2018)

■ Five Touchdown Passes

Wisconsin: 5, Graham Mertz vs. Illinois (10/23/2020)
Opponent: 5, Omar Jacobs, Bowling Green (9/3/2005)

■ Non-QB Touchdown Pass

Wisconsin: James White (RB) to Sam Arneson vs. Nebraska (12/1/2012)
Opponent: Milton Wright (WR) to Brycen Hopkins, Purdue (11/23/2018)

■ 10 Pass Receptions

Wisconsin: 10, Danny Davis vs. Minnesota (11/24/2018)
Opponent: 12, David Bell, Purdue (11/23/2019)

■ 100 Receiving Yards

Wisconsin: 122, Quintez Cephus vs. Ohio State (12/7/2019)
Opponent: 131, Jaquarii Roberson and 122, Donavon Greene, Wake Forest (12/30/2020)

■ 200 Receiving Yards

Wisconsin: 207, Jared Abbrederis at Ohio State (9/28/2013)
Opponent: 209, JD Spielman, Nebraska (10/6/2018)

■ Two Touchdown Receptions

Wisconsin: 3, Jake Ferguson vs. Illinois (10/23/2020)
Opponent: 3, Jaquarii Roberson, Wake Forest (12/30/2020)

■ Three Touchdown Receptions

Wisconsin: 3, Jake Ferguson vs. Illinois (10/23/2020)
Opponent: 3, Jaquarii Roberson, Wake Forest (12/30/2020)

■ Four Touchdown Receptions

Wisconsin: 4, Jonathan Orr at Northwestern (10/8/2005)
Opponent: Under research

■ Five Touchdown Receptions

Wisconsin: 5, Lee Evans vs. Michigan State (11/15/2003)
Opponent: Under research

■ Two 100-Yard Receivers

Wisconsin: 119, Jared Abbrederis and 104, Nick Toon vs. Oregon (1/2/2012)
Opponent: 131, Jaquarii Roberson and 122, Donavon Greene, Wake Forest (12/30/2020)

■ 100-Yard Rusher & 100-Yard Receiver

Wisconsin: 148 (rush) Jonathan Taylor and 122 (rec.) Quintez Cephus vs. Ohio State (12/7/2019)
Opponent: 106 (rush) Tyler Goodson and 140 (rec.) Ihmir Smith-Marsette, Iowa (12/12/2020)

■ 100-Yard Rusher and Receiver (Same Player)

Wisconsin: 122 (rush) and 128 (rec.), Brian Calhoun at Northwestern (10/8/2005)
Opponent: Under research

■ Non-blocked Punt Return For TD

Wisconsin: 50 yds., Nick Nelson vs. Michigan (11/18/2017)
Opponent: 69 yds., Demetrius Douglas, Minnesota (11/24/2018)

■ Blocked Punt Return For TD

Wisconsin: David Gilbert blocked, Aaron Henry returned for TD vs. Purdue (10/31/2009)
Opponent: Bennie Fowler recovered blocked punt in end zone at Michigan State (10/22/2011)

■ Kickoff Return For Touchdown

Wisconsin: 95 yds., Aron Cruickshank vs. Oregon (1/1/2020)
Opponent: 96 yds., Duane Bennett, Minnesota (11/12/2011)

■ Interception Return For Touchdown

Wisconsin: 34 yds., Zack Baun vs. Michigan State (10/12/2019)
Opponent: 21 yds., Lavert Hill, Michigan (10/13/2017)

■ Fumble Return For Touchdown

Wisconsin: 0 yds., Matt Henningsen vs. Northwestern (9/28/2019)
Opponent: 39 yds., Tarique Barnes, Illinois (10/23/2020)

■ Blocked Punt

Wisconsin: Jaylan Franklin vs. Wake Forest (12/30/2020)
Opponent: Garrett Hudson, Purdue (10/14/2017)

■ Blocked PAT Kick

Wisconsin: Konrad Zagzebski vs. UTEP (9/22/2012)
Opponent: Jordan Nielsen, Utah State (9/15/2012)

■ Blocked PAT Kick Returned For 2-Point Defensive Conversion

Wisconsin: Konrad Zagzebski blocked, Devin Smith returned vs. UTEP (9/22/2012)
Opponent: Under research

■ Blocked Field Goal

Wisconsin: Isaiahh Loudermilk at Penn State (11/10/2018)
Opponent: Ja'sir Taylor, Wake Forest (12/30/2020)

■ Blocked Field Goal Returned For TD

Wisconsin: Reggie Cribbs blocked, Jim Leonhard returned 86 yds. vs. UNLV (9/11/2004)
Opponent: Under research

■ Converted Two-Point PAT

Wisconsin: Alex Hornibrook pass to Adam Krumholz vs. Minnesota (11/24/2018)
Opponent: Spencer Petras pass to Brandon Smith, Iowa (12/12/2020)

■ Safety

Wisconsin: Team safety vs. Central Michigan (9/7/2019)
Opponent: Team safety, Michigan State (10/22/2011)

TEAM

■ Shutout

Wisconsin: 38-0 vs. Michigan State (10/12/2019)
Opponent: 0-59 vs. Ohio State (12/6/2014)

■ Scored 40 points

Wisconsin: Wisconsin 42, Wake Forest 28 (12/30/2020)
Opponent: Wisconsin 47, Purdue 44 (3OT) (11/17/2018)

■ Scored 50 Points

Wisconsin: Wisconsin 61, Central Michigan 0 (9/7/2019)
Opponent: Ohio State 59, Wisconsin 0 (12/6/2014)

■ Scored 60 Points

Wisconsin: Wisconsin 61, Central Michigan 0 (9/7/2019)
Opponent: Indiana 63, UW 32 (10/6/2001)

■ Scored 70 Points

Wisconsin: Wisconsin 70, Nebraska 31 (12/1/2012)
Opponent: Has not happened

■ Scored 80 Points

Wisconsin: Wisconsin 83, Indiana 20 (11/13/2010)
Opponent: Has not happened

■ Rushed for 200 Yards

Wisconsin: 341, at Michigan (11/14/2020)
Opponent: 264, Ohio State (10/26/2019)

■ Rushed for 300 Yards

Wisconsin: 341, at Michigan (11/14/2020)
Opponent: 320, Michigan (10/13/2018)

■ Rushed for 400 Yards

Wisconsin: 403, vs. Purdue (11/23/2019)
Opponent: 411, Minnesota (10/15/2005)

■ Rushed for 500 Yards

Wisconsin: 581, vs. Nebraska (11/15/2014)
Opponent: Has not happened

■ Negative Rushing Yardage

Wisconsin: -26, vs. Northwestern (11/21/2015)
Opponent: -3, Miami (Ohio) (9/12/2015)

■ Rushed for Fewer Than 50 Yards

Wisconsin: -26, vs. Northwestern (11/21/2015)
Opponent: 24, Northwestern (11/21/2020)

■ Rushed for Fewer Than 100 Yards

Wisconsin: 56, vs. Iowa (12/12/2020)
Opponent: 87, Indiana (12/5/2020)

■ Six Rushing Touchdowns

Wisconsin: 7, vs. Nebraska (11/15/2014)
Opponent: 7, Indiana (10/6/2001)

■ Seven Rushing Touchdowns

Wisconsin: 7, vs. Nebraska (11/15/2014)
Opponent: 7, Indiana (10/6/2001)

■ Passed for 200 Yards

Wisconsin: 202, vs. Indiana (12/5/2020)
Opponent: 407, Wake Forest (12/30/2020)

■ Passed for 300 Yards

Wisconsin: 400, vs. Central Michigan (9/7/2019)
Opponent: 407, Wake Forest (12/30/2020)

■ Passed for 400 Yards

Wisconsin: 400, vs. Central Michigan (9/7/2019)
Opponent: 407, Wake Forest (12/30/2020)

■ Passed for 500 Yards

Wisconsin: Has not happened
Opponent: Has not happened

■ Passed for Fewer Than 100 Yards

Wisconsin: 73, vs. Miami (12/27/2018)
Opponent: 87, Illinois (10/23/2020)

■ Five Passing Touchdowns

Wisconsin: 5, vs. Illinois (10/23/2020)
Opponent: 5, Bowling Green (9/3/2005)

■ Gained 500 Yards Total Offense

Wisconsin: 606, vs. Purdue (11/23/2019)
Opponent: 518, Wake Forest (12/30/2020)

■ Gained 600 Yards Total Offense

Wisconsin: 606, vs. Purdue (11/23/2019)
Opponent: 621, Oregon (1/2/2012)

■ Gained 700 Yards Total Offense

Wisconsin: 756, vs. Bowling Green (9/20/2014)
Opponent: Has not happened

■ 30 First Downs In A Game

Wisconsin: 31, vs. vs. Purdue (11/23/2019)
Opponent: 32, Arizona State (9/14/2013)

■ Held Under 10 First Downs

Wisconsin: 9, at Ohio State (10/26/2019)
Opponent: 8, Illinois (10/23/2020)