



Saturday, January 1, 2022 • 11:00 a.m. CT • ESPN2 • Raymond James Stadium (65,857) • Tampa, Fla.

**ESPN2**

Dave Flemming, Play-By-Play  
Rod Gilmore, Analyst  
Stormy Buonantony, Reporter

**RAZORBACK/IMG SPORTS NETWORK**

Chuck Barrett, Play-By-Play  
Quinn Groveby, Analyst  
Geno Bell, Reporter

**SIRIUS/XM RADIO**

SIRIUS/XM Channel 137/191  
Internet Channel 962

**COACHING STAFF**

**ON THE FIELD** (Year at Arkansas)

Sam Pittman - Head Coach (2nd)  
Scott Fountain - Asst. HC/Special Teams (2nd)  
Kendal Briles - Offensive Coordinator/QBs (2nd)  
Jermial Ashley - Defensive Line (1st)  
Sam Carter - Cornerbacks (2nd)  
Kenny Guiton - Wide Receivers (1st)  
Cody Kennedy - Offensive Line (1st)  
Michael Scherer - Linebackers (1st)  
Jimmy Smith - Running Backs (2nd)

**IN THE BOOTH**

Barry Odom - Assoc. HC/Def. Coordinator/Safeties (2nd)  
Dowell Loggains - Tight Ends (1st)

**FOUR DOWNS**

**0** Arkansas is 15-24-3 all-time in bowl games, including a winless record (0-4) against Big Ten teams dating back to the 1999 Citrus Bowl - one of seven previous Florida bowls to host the Razorbacks.

**2** The Hogs' rushing attack is ranked second in the SEC and 13th nationally, averaging 217.3 yards on the ground per game.

**170** QB KJ Jefferson has thrown 170 consecutive passes without an interception, the second-longest streak by an Arkansas quarterback in history.

**450** Arkansas is one of two FBS teams with four ball carriers with 450+ rushing yards this year: RB Trelon Smith (592), QB KJ Jefferson (554), RB Raheim Sanders (499), RB Dominique Johnson (498).



**PENN STATE NITTANY LIONS** (7-5, 4-5 Big Ten)

**AP/Coaches Rank:** RV/RV  
**Head Coach:** James Franklin (East Stroudsburg [Pa.], '95)  
**Career Record:** 91-48 (11th season)  
**Record at Penn State:** 67-33 (8th season)

**ARKANSAS RAZORBACKS** (8-4, 4-4 SEC)

**AP/Coaches Rank:** 22/24  
**Head Coach:** Sam Pittman (Pittsburg State [Kan.], '86)  
**Career Record:** 11-11 (2nd season)  
**Record at Arkansas:** Same

**THE RUNDOWN**

• Arkansas heads to the Sunshine State for a bowl game for the first time since 2007 to take on Penn State in the Outback Bowl. Kickoff is set for 11 a.m. CT Saturday Jan. 1, 2022, in Tampa, Fla., at Raymond James Stadium, home of the NFL's Tampa Bay Buccaneers, on ESPN2.

• The Razorbacks, who own an all-time record of 15-24-3 in bowl games, will play in their first New Year's Day game since the 2008 Cotton Bowl. Arkansas' trip to the Outback Bowl also marks the first time the team has made a bowl appearance since the 2016 Belk Bowl. The Hogs were set to appear in the 2020 Texas Bowl before the game was canceled due to COVID-19 issues within the TCU program.

• The Arkansas offense is averaging 10.1 points more than the 2019 season with 31.5 points per game this year. The Razorbacks averaged 32.2 ppg over final five games to go 4-1. The Hogs' defense is allowing 12.8 fewer points per game than in 2019, giving up 24.0 points per game this season.

• QB KJ Jefferson is one of the most dynamic quarterbacks in college football. Jefferson has thrown for 2,578 yards and 21 touchdowns while running for 554 yards with five scores on the ground, putting up the SEC's fourth-best passing efficiency (168.7). He is one of five FBS passers to throw for 2,500+ yards and 20+ touchdowns while rushing for 500+ yards and 5+ scores on the ground this season.

• RB Dominique Johnson has emerged as the Razorbacks' starting ball carrier after beginning the season as the team's fifth-string running back. The true sophomore, who briefly converted to tight end in the preseason, has totaled 498 rushing yards and a team-leading seven touchdowns on 86 carries. Powered by Johnson's team-best 5.8 yards per carry, Arkansas touts the second-best rushing offense in the SEC, averaging 217.3 yards per game on the ground.

• LB Bumper Pool leads the Hogs in total tackles with 120, including 7.5 tackles for loss. Pool, an All-SEC honoree, has the second-most total tackles (315) among all FBS defenders since 2019. 2021 Burlsworth Trophy winner LB Grant Morgan (96) and LB Hayden Henry (94) have teamed up with Pool to make 310 combined stops, accounting for 34.4% of the Hogs' total tackles (902) this season. Pool (10.0), Morgan (8.0) and Henry (7.8) all rank in the top 10 among SEC defenders in tackles per game this year.



**KJ JEFFERSON**

**PASSING**


184/275 (66.9%)  
2,578 YDS  
21 TD/3 INT



**DOMINIQUE JOHNSON**

**RUSHING**

86 ATT  
498 YDS  
7 TD



**TYSON MORRIS**

**RECEIVING**

21 REC  
305 YDS  
2 TD



**BUMPER POOL**

**TACKLES**

120 TOTAL  
7.5 TFL  
2 PBU



THE GAME: ARKANSAS vs. PENN STATE

INSIDE THE SERIES

All-Time Record: 0-0  
 In Fayetteville: 0-0  
 In State College: 0-0  
 In Tampa: 0-0  
 Most points scored by Arkansas: N/A  
 Most points scored by Penn State: N/A  
 Largest margin of victory by Arkansas: N/A  
 Largest margin of victory by Penn State: N/A

SERIES HISTORY

Date	UA/Opp Rank	Site
Jan. 1, 2022*	22/RV	Tampa, Fla.

\*First meeting

STATISTICAL BREAKDOWN: ARKANSAS vs. PENN STATE

Arkansas	Rank: SEC (FBS)	Category	Penn State	Rank: Big Ten (FBS)
31.5	7 (44)	Scoring Offense	26.2	7 (82)
24.0	6 (46)	Scoring Defense	16.8	3 (7)
440.9	7 (30)	Total Offense	382.0	7 (81)
371.4	8 (58)	Total Defense	344.3	6 (36)
217.3	2 (13)	Rushing Offense	107.6	13 (118)
155.9	10 (73)	Rushing Defense	136.0	7 (43)
223.6	11 (73)	Passing Offense	274.4	4 (22)
215.5	5 (45)	Passing Defense	208.3	5 (34)
18.2	10 (94)	Kickoff Return Avg.	17.8	8 (101)
10.7	3 (29)	Punt Return Avg.	7.0	8 (83)
28:21	12 (101)	Time of Possession	28:18	13 (105)
37.5%	11 (85)	3rd Down Conv. Pct.	38.3%	7 (77)
32.9%	3 (17)	3rd Down Conv. Pct. Defense	36.4%	6 (41)
38.4	11 (80)	Net Punting	45.1	2 (2)
0.42	3 (35)	Turnover Margin	0.50	4 (29)
3	9 (113)	Fumbles Recovered	7	8 (50)
6	8 (46)	Fumbles Lost	5	5 (26)
11	5 (42)	Passes Intercepted	12	4 (36)
14	9 (88)	Turnovers Gained	19	3 (40)
9	1 (6)	Turnovers Lost	13	6 (34)
164.3	4 (9)	Passing Efficiency	136.5	8 (70)
129.4	7 (54)	Pass Efficiency Defense	112.0	3 (8)
8.2	13 (123)	Fewest Penalties Per Game	5.6	10 (46)
65.4	11 (110)	Fewest Yards Penalized Per Game	49.1	10 (49)
1.8	12 (87)	Sacks	1.8	9 (87)
2.1	8 (55)	Sacks Allowed	2.7	14 (95)
6.2	7 (45)	Tackles for Loss	6.1	4 (48)
6.6	14 (108)	Tackles for Loss Allowed	6.8	13 (114)
263	8 (52)	First Downs	251	6 (71)
230	6 (40)	First Downs Allowed	243	8 (60)
91.3%	2 (15)	Red Zone Offense	82.1%	6 (82)
76.5%	4 (26)	Red Zone Defense	66.7%	1 (31)

INDIVIDUAL STATS

ARKANSAS					PENN STATE						
<b>Rushing</b>	Att.	Yds.	Avg.	TD	<b>Rushing</b>	Att.	Yds.	Avg.	TD		
KJ Jefferson	126	554	4.4	5	Keyvone Lee	104	495	4.8	2		
Trelon Smith	117	592	5.1	5	Noah Cain	101	322	3.2	4		
Raheim Sanders	101	499	4.9	3	Sean Clifford	87	117	1.3	2		
Dominique Johnson	86	498	5.8	7							
<b>Passing</b>	Comp.	Att.	Yds.	TD/INT	<b>Passing</b>	Comp.	Att.	Yds.	TD/INT		
KJ Jefferson	184	275	2578	21/3	Sean Clifford	247	396	2912	20/6		
<b>Receiving</b>	Rec.	Yds.	Avg.	TD	<b>Receiving</b>	Rec.	Yds.	Avg.	TD		
Treyton Burks	66	1104	16.7	11	Jahan Dotson	91	1182	12.9	12		
Tyson Morris	21	305	14.5	2	Parker Washington	57	722	12.7	4		
Trey Knox	18	130	7.2	1	KeAndre Lambert-Smith	31	447	14.4	2		
Warren Thompson	18	292	16.2	2	Brenton Strange	19	226	11.9	3		
					Theo Johnson	19	213	11.2	1		
<b>Punting</b>	No.	Yds.	Avg.	Long	<b>Punting</b>	No.	Yds.	Avg.	Long		
Reid Bauer	53	2288	43.2	61	Jordan Stout	62	2886	46.6	76		
<b>Punt Returns</b>	No.	Yds.	Avg.	TD	Long	<b>Punt Returns</b>	No.	Yds.	Avg.	TD	Long
Nathan Parodi	17	197	11.6	1	80	Jahan Dotson	14	104	7.4	0	16
<b>Kickoff Returns</b>	No.	Yds.	Avg.	TD	Long	<b>Kickoff Returns</b>	No.	Yds.	Avg.	TD	Long
AJ Green	9	147	16.3	0	31	Devyn Ford	12	258	21.5	0	36
<b>Scoring</b>	TD	FG	PAT	Total	<b>Scoring</b>	TD	FG	PAT	Points		
Cam Little	-	17	43	100	Jordan Stout	-	16	34	82		
Treyton Burks	12	-	-	72	Jahan Dotson	13	-	-	78		
<b>Tackles</b>	UT-AT	TT	TFL	Other	<b>Tackles</b>	UT-AT	TT	TFL	Other		
Bumper Pool	41-79	120	7.5-13	2 PBU	Ellis Brooks	53-47	100	3.5-22	1.0 SK, 1 PBU		
Grant Morgan	38-58	96	7.0-17	0.5 SK, 1 INT	Brandon Smith	45-36	81	9.0-28	2.0 SK, 5 PBU		
Hayden Henry	46-48	94	10.5-41	3.0 SK, 1 PBU	Ji'Ayir Brown	56-11	67	1.0-2	4 INT, 5 PBU		
Joe Foucha	28-39	67	6.5-17	0.5 SK, 5 PBU	Jaquan Brisker	38-26	64	6.0-13	2 INT, 5 PBU		



IN DEPTH CHART: OFFENSE

WR		<b>84 Warren Thompson     6-3, 201, R-Jr.</b> Caught his first TD at Arkansas vs. Ga. Southern, 60-yard catch ... Transfer from Florida St., played for OC Kendal Briles in 2019 ... Played in 16 games (3 starts) at FSU making 11 catches for 195 yards.	2021 18 2020 5 2019 6 Totals 29	<b>REC</b> 292 104 91 487	<b>YDS</b> 219 104 91 487	<b>TD</b> 2 1 0 3
		<b>14 Bryce Stephens     6-0, 180, Fr.</b> True freshman has played in three games this season ... Consensus three-star prospect by 247Sports, Rivals and ESPN ... As a senior, played in eight games, making 32 catches for 686 yards (21.4 ypc) and nine touchdowns.	2021 18 Totals 29	<b>REC</b> 292 487	<b>YDS</b> 219 487	<b>TD</b> 2 3
WR		<b>10 De'Vion Warren     5-10, 195, *Sr.</b> 2 catches for season-best 63 yards vs. MIZ ... Played in 7 games and started 6 before his 2020 season was cut short due to a knee injury ... Made 15 grabs for 278 yards, scored three touchdowns.	2021 13 2020 15 2019 4 2018 3 Totals* 36	<b>REC</b> 219 278 19 14 535	<b>YDS</b> 219 278 19 14 535	<b>TD</b> 0 3 0 1 4
		<b>11 JaquayIn Crawford     5-10, 175, R-Jr.</b> Redshirted and sat out 2020 season after transferring from Oklahoma ... Played in two games for Sooners over 2 seasons ... A four-star recruit by 247Sports, ESPN and Rivals ... Rated No. 146 nationally by ESPN and No. 179 by 247Sports.	2021 3 2019 0 Totals 3	<b>REC</b> 27 0 27	<b>YDS</b> 27 0 27	<b>TD</b> 0 0 0
LT		<b>76 Myron Cunningham     6-6, 325, *R-Sr.</b> 27 consecutive starts at LT ... Voted Team Captain ... Anchored OL at LT, starting all 10 games in 2020, 1 of 2 UA OL to do so (Latham) ... Logged the most snaps of any Razorback ... First Team NJCAA All-American (2018).	2021 12 2020 10 2019 11 2018 3 Totals 33	<b>GP</b> 12 10 11 3 32	<b>GS</b> 12 10 10 0 32	
		<b>70 Luke Jones     6-5, 310, R-Jr.</b> Played in all 10 games in 2020 ... According to Pro Football Focus, saw action in 84 offensive and 100 special teams plays ... Transferred to Arkansas from Notre Dame in 2019 ... Little Rock native played at Pulaski Academy.	2021 12 2020 10 2019 - 2018 0 Totals 22	<b>GP</b> 12 10 - 0 22	<b>GS</b> 0 0 - 0 0	
LG		<b>62 Brady Latham     6-5, 305, R-So.</b> 22 straight starts ... Started all 10 games at left guard in 2020, 1 of 2 Razorback OL to start every game (Myron Cunningham) ... Named to the SEC All-Freshman Team, the first Arkansas offensive lineman since Denver Kirkland in 2013.	2021 12 2020 10 2019 3 Totals 25	<b>GP</b> 12 10 3 22	<b>GS</b> 12 10 0 22	
		<b>70 Luke Jones     6-5, 310, R-Jr.</b> Played in all 10 games in 2020 ... According to Pro Football Focus, saw action in 84 offensive and 100 special teams plays ... Transferred to Arkansas from Notre Dame in 2019 ... Little Rock native played at Pulaski Academy.	2021 12 2020 10 2019 - 2018 0 Totals 22	<b>GP</b> 12 10 - 0 22	<b>GS</b> 0 0 - 0 0	
C		<b>51 Ricky Stromberg     6-4, 311, So.</b> 12 straight starts at center ... Preseason First-Team All-SEC according to league's coaches ... On the Rimington Award Watch List for nation's best center ... Played in 9 games, 8 starts, in 2020 at center.	2021 12 2020 9 2019 12 Totals 33	<b>GP</b> 12 9 12 33	<b>GS</b> 12 8 11 31	
		<b>57 Shane Clenin     6-6, 325, R-Sr.</b> Played in 7 games in 2020, seeing almost all of his action on special teams ... According to Pro Football Focus, saw action in 42 special teams snaps, all coming on the field goal unit, and 4 offensive snap.	2021 12 2020 7 2019 11 2018 7 Totals 37	<b>GP</b> 12 7 11 7 37	<b>GS</b> 0 0 1 1 2	
RG		<b>55 Beaux Limmer     6-5, 300, R-So.</b> 10 straight starts at RG ... Played in 7 games and made 5 starts in 2020, all coming at right guard ... Did not allow a sack in 171 pass blocking plays.	2021 12 2020 6 2019 4 Totals 22	<b>GP</b> 12 6 4 22	<b>GS</b> 10 5 0 15	
		<b>66 Ty Clary     6-4, 315, *Sr.</b> Made first start at RT at Ole Miss ... Preseason All-SEC selection ... Played in last 8 games and started last 7 of 2020, making 5 starts at right guard and 2 at center ... 38 career starts are most on the team.	2021 7 2020 8 2019 12 2018 12 Totals* 45	<b>GP</b> 7 8 12 12 45	<b>GS</b> 5 7 12 11 39	
RT		<b>78 Dalton Wagner     6-9, 330, R-Sr.</b> Missed AUB and UAPB games with finger injury ... Played in 8 games and started the final 5 at right tackle in 2020 ... According to Pro Football Focus, played in 413 snaps all at right tackle.	2021 9 2020 7 2019 11 2018 11 Totals 38	<b>GP</b> 9 7 12 11 38	<b>GS</b> 9 5 12 1 27	
		<b>53 Ty'Kieast Crawford     6-5, 350, So.</b> Played 2020 at Charlotte, playing in 6 games and starting 3 ... Saw all of his action at right tackle, playing 151 snaps, according to PFF ... Did not allow a sack on 55 pass blocking plays ... Originally committed to Arkansas out of high school.	2021 10 2020 (CHA) 5 Totals 15	<b>GP</b> 10 5 15	<b>GS</b> 0 5 5	
QB		<b>1 KJ Jefferson     6-3, 245, R-So.</b> Threw 3 TDs and for 326 yards at ALA, most by UA QB vs. ALA since Austin Allen in 2016 ... 3 300-yd games this season most by UA QB since 2016 ... Has thrown at least 1 TD in 9 of 11 games ... Started 1 game as a freshman at No. 1 LSU in 2019.	2021 184-275-3 2020 20-41-0 2019 14-31-1 2018 28-34-4 Totals 283-347-4	<b>C-A-1</b> 2578 295 197 3070	<b>YDS</b> 219 3 0 24	<b>TD</b> 2 3 0 5
		<b>4 Malik Hornsby     6-2, 180, R-Fr.</b> Has seen action in 6 of 11 games ... Four-star prospect by 247Sports and ESPN out of high school ... Rated as the No. 5 dual-threat quarterback in the country and 14th overall player in the state of Texas by 247Sports.	2021 5-12-0 2020 0-0-0 Totals 5-12-0	<b>GP</b> 5 0 5	<b>GS</b> 0 0 0	
RB		<b>20 Dominique Johnson     6-1, 240, So.</b> Caught his first career TD at LSU ... Recorded his first career 100-yard game with 107 yards and 2 TDs vs. Miss. State ... Started his first career game vs. Auburn ... Played in 7 games as a true freshman in 2020 primarily on special teams.	2021 86 2020 0 Totals 86	<b>ATT</b> 498 0 498	<b>YDS</b> 498 0 498	<b>TD</b> 7 0 7
		<b>22 Trelon Smith     5-9, 185, R-Sr.</b> Third career 100-yard game vs. Rice ... Played in all 10 games, 4 starts, in 2020 ... Produced team-bests with 134 carries for 710 yards (5.3 ypc) and 5 TDs ... Transfer from Arizona St. after 2018 - two-year letterwinner (2017-18).	2021 17 2020 134 2019 11 2018 1 Totals 263	<b>ATT</b> 592 710 56 4 1362	<b>YDS</b> 7 5 0 0 9	<b>TD</b> 4 5 0 0 9
TE		<b>87 Blake Kern     6-4, 265, *R-Sr.</b> Caught TD on fake FG at ALA ... Played in all 10 games, made 5 starts in 2020 ... Logged 20 catches for 201 yards with 2 touchdowns ... Ranked 4th on the team in receptions and receiving yards ... Former walk-on.	2021 14 2020 20 2019 0 2018 0 Totals 34	<b>REC</b> 175 201 0 1 376	<b>YDS</b> 175 201 0 1 376	<b>TD</b> 2 2 0 0 4
		<b>7 Trey Knox     6-5, 215, Jr.</b> 13 catches for 93 yards over last 3 games ... Moved to TE during the season ... Played in 10 games at WR (6 starts in 2020 ... As freshman in 2019, started 11 games, 28 catches for 385 yards, 3 TDs.	2021 18 2020 7 2019 28 Totals 53	<b>REC</b> 130 70 385 632	<b>YDS</b> 130 70 385 632	<b>TD</b> 1 0 3 4
WR		<b>19 Tyson Morris     6-1, 202, R-Sr.</b> At least 1 catch in 10 of 11 games ... Appeared in 10 games in 2020, 7 catches for 67 yards with one TD ... Father, Isaiah, played basketball for Arkansas (1990-92) and was second-round pick in 1992 NBA Draft to Miami.	2021 21 2020 7 2019 13 2018 4 Totals 45	<b>REC</b> 305 62 155 30 552	<b>YDS</b> 305 62 155 30 552	<b>TD</b> 2 1 1 1 5
		<b>2 Ketron Jackson Jr.     6-2, 205, Fr.</b> Caught his first career TD in win over UAPB ... Consensus four-star prospect by 247Sports, Rivals and ESPN ... As a senior, made 39 catches for 765 yards (19.6 ypc) and scored 10 touchdowns.	2021 5 Totals 5	<b>REC</b> 97 97	<b>YDS</b> 97 97	<b>TD</b> 1 1



IN DEPTH CHART: DEFENSE

	U-A-T	TFL	SACK
2021	7-16-23	5.0	2.5
2020	9-13-22	1.5	1.0
2019	6-6-12	0.0	0.0
Totals	22-35-57	6.5	3.5

**56 Zach Williams ||| 6-4, 255, Jr.**

Notched his second sack of the year at ALA ... Played in 9 games and made 4 starts on DL in 2020 ... Registered 22 tackles (9 solo) with 1.5 TFL, 1.0 sack and one QB hurry ... Son of former Arkansas linebacker Rickey Williams (1984-87).



JACK

	U-A-T	TFL	SACK
2021	0-6-6	0.5	0.5
2020	1-4-5	0.5	0.0
2019	9-10-19	1.5	0.0
Totals	10-20-30	2.5	0.5

**11 Mataio Soli ||| 6-4, 240, Jr.**

Played in 9 games in 2020 with 5 tackles ... Started 11 of 12 games played as a true freshman in 2019 with 19 tackles and 1.5 TFLs ... Son of former Arkansas and All-SEC DL Junior Soli (1992-95)



DT

	U-A-T	TFL	SACK
2021	11-28-39	4.0	2.0
2020	14-8-22	3.0	0.0
2019	28-22-50	3.0	0.0
2018	9-21-30	2.0	1.0
Totals	62-77-141	12.0	3.0

**99 John Ridgeway ||| 6-6, 320, R-Sr.**

Second sack of the season at LSU ... Missed opener due to appendectomy ... Transferred from Illinois State ... In Illinois St.'s 2021 season, 22 tackles and added 3.0 TFLs, one INT, one PBU and three QBHs over four games.



	U-A-T	TFL	SACK
2021	4-14-18	3.5	1.5
2020	6-18-24	0.5	0.5
2019	7-10-17	1.0	0.5
2018	1-0-1	0.0	0.0
Totals	18-42-60	5.0	2.5

**93 Isaiah Nichols ||| 6-3, 300, R-Jr.**

Played in 9 games, making 7 starts in 2020 ... Totaled 24 tackles (six solo), 0.5 TFL, 0.5 sacks and 1 QB hurry ... Made first career start and recorded three tackles and QB hurry against Georgia.



	U-A-T	TFL	SACK
2021	3-10-13	2.0	1.0
2020	16-3-19	2.0	0.0
2019	5-4-9	1.0	0.0
2018	1-0-1	0.0	0.0
*Totals	30-23-53	6.0	2.0

**0 Markell Utsey ||| 6-4, 290, \*R-Sr.**

Played at Missouri 2016-20 ... Totaled 9 games played with 19 tackles, 2.0 tackles for loss and 1 pass broken up as a senior in 2020 ... One of three transfer DL ... From Little Rock, Ark.



	U-A-T	TFL	SACK
2021	5-19-24	1.5	1.0
2020	12-15-27	3.0	3.0
2019	1-3-4	0.0	0.0
Totals	18-37-55	4.5	4.0

**50 Eric Gregory ||| 6-4, 295, R-So.**

Recorded his first sack of the year at ALA ... Played in 9 games and made 7 starts at defensive end in 2020 ... Totaled 27 tackles and 3.0 TFL ... Led team with 2.5 sacks and also had 1 QB hurry and one interception ... Will also play DE.



DT

	U-A-T	TFL	SACK
2021	4-3-7	0.0	0.0
2020	0-0-0	0.0	0.0
Totals	4-3-7	0.0	0.0

**58 Jashaud Stewart ||| 6-2, 240, So.**

Earned 1st career start vs. UAPB ... Played in 8 games seeing action mainly on special teams in 2020 ... According to Pro Football Focus, played in 66 special teams/5 defensive snaps ... First recruit to commit to Coach Pittman at Arkansas.



DE

	U-A-T	TFL	SACK
2021	5-0-5	0.5	0.0
2020	3-1-4	1.0	0.0
Totals	8-1-9	1.5	0.0

**37 Eric Thomas Jr. ||| 6-3, 245, So.**

Has seen action in 11 games this season, mainly on special teams ... Played in seven games as a true freshman, predominately on special teams ... Made four tackles with one tackle for loss ... Three-star prospect out of Pensacola, Fla.



LB

	U-A-T	TFL	SACK
2021	46-48-94	10.5	3.0
2020	14-11-25	3.0	1.0
2019	16-15-31	2.5	1.0
2018	9-15-24	0.0	0.0
*Totals	87-89-176	16.0	5.0

**27 Hayden Henry ||| 6-2, 225, \*Sr.**

Walker Camp DPOW after career-best 15 tackles, 2.5 TFLs vs. Texas ... Logged a career season-best 25 tackles (14 solo) with 3.0 tackles for loss and 1.0 sack ... Middle brother of Hunter and Hudson Henry.



	U-A-T	TFL	SACK
2021	41-79-120	7.5	0.0
2020	40-61-101	6.5	0.5
2019	38-56-94	6.5	1.0
2018	14-15-29	2.5	0.0
Totals	133-211-344	23.0	1.5

**10 Bumper Pool ||| 6-2, 229, Jr.**

3rd team All-American, 2nd team All-SEC ... 7 games this season with 10+ tackles ... Back-to-back 100 tackle seasons ... In 2021, made 101 total tackles (40 solo) and tied for second with 6.5 TFL and 5 passes broken up.



	U-A-T	TFL	SACK
2021	38-59-96	7.0	0.5
2020	40-71-111	5.0	1.0
2019	9-30-39	3.0	1.0
2018	8-16-24	2.5	0.0
*Totals	118-191-309	21.0	3.5

**31 Grant Morgan ||| 5-11, 235, \*R-Sr.**

1 of 13 Campbell Trophy finalists ... Burlsworth Trophy Finalist (2020, 2021) ... Voted Team Captain... Walter Camp All-American (2nd) in 2020 after leading FBS with 12.3 tackles/game ... Married to his wife, Sydnie.



	U-A-T	TFL	SACK
2021	4-3-7	0.0	0.0
2020	3-9-12	0.0	0.0
2019	2-3-5	0.0	0.0
Totals	9-15-24	0.0	0.0

**28 Andrew Parker ||| 6-2, 245, R-Jr.**

Matched a career-best with 4 tackles vs. Rice ... Played in all 10 games in 2020, seeing action at LB and on various special teams units ... Totaled 12 tackles ... Saw action in seven games in 2019, making five tackles.



LB

	U-A-T	TFL	SACK
2021	8-7-15	1.0	0
2020	8-9-17	1.0	0
2019	15-7-22	2.0	0
2018	0-0-0	0	0
Totals	31-23-54	2.0	0

**24 LaDarrius Bishop ||| 6-0, 190, R-Jr.**

Started 9 games at CB ... Played in all 10 games in 2020 making 1 start at CB in the season finale against Alabama ... Logged 17 total tackles with 1.0 TFL and two passes broken up ... Nickname is DaeDae ... First cousin of Montaric Brown.



CB

	U-A-T	TFL	INT
2021	8-11-19	0.0	0
2020	32-15-47	1.0	3
Totals	40-26-66	1.0	3

**- OR - 17 Hudson Clark ||| 6-2, 180, R-So.**

Played in 8 games and made 7 starts at CB in 2020 ... Team's fifth-leading tackler, posting 47 stops (32 solo) and tied for the team lead making 3 interceptions ... Former walk-on ... Both parents are U of A grads.

	U-A-T	TFL	INT
2021	28-17-46	1.0	2
2020	9-6-15	1.0	0
Totals	37-23-60	2.0	2

**2 Myles Slusher ||| 6-0, 185, So.**

Picked off his second career pass at LSU ... Played in 7 games and started 1 as a true freshman in 2020 making 15 tackles with 1.0 TFL and 2 fumble recoveries ... Four-star recruit and No. 5 safety out of Broken Arrow, Okla.



S

	U-A-T	TFL	INT
2021	7-6-13	0.0	1
2020	1-0-1	0.0	0
2019	1-1-2	0.0	0
Totals	9-7-16	0.0	1

**4 Malik Chavis ||| 6-2, 195, R-So.**

Intercepted his first career pass in his first career start vs. UAPB ... Played in 7 games, registering 1 tackle in 2020 ... According to Pro Football Focus, played 39 defensive and 49 special teams snaps.

	U-A-T	TFL	INT
2021	28-39-67	5.5	0
2020	18-42-60	2.0	2
2019	44-43-87	1.0	1
2018	6-5-11	0.0	0
Totals	96-129-225	8.5	3

**7 Joe Foucha ||| 5-11, 205, Sr.**

Season-best 11 tackles at Ole Miss ... Voted Team Captain ... Played in 10 games, starting final 8 in 2020 ... Finished 4th on team in tackles, making 60 total stops with 3.0 TFL, 1.0 sack, 2 interceptions, 3 passes broken up, 1 FR and 1 FF.



S

	U-A-T	TFL	INT
2021	21-15-36	1.0	0
2020	10-13-23	0.0	0
2019	1-0-1	0.0	0
Totals	32-28-60	0.0	0

**15 Simeon Blair ||| 5-10, 210, R-Jr.**

5 starts this year ... First career start at UGA ... Played in 9 games and made 2 starts in 2020 ... Totaled 23 tackles with 2 passes broken up ... Former walk-on earned scholarship prior to 2020 season.



	U-A-T	TFL	INT
2021	24-29-53	1.0	5
2020	20-11-31	2.0	1
2019	25-14-39	1.0	1
2018	8-1-9	0.0	0
Totals	77-55-132	4.0	7

**21 Montaric Brown ||| 6-0, 190, R-Sr.**

1st team All-SEC, 3rd team All-American ... First UA DB to earn 1st team All-SEC since 2003 (Ahmad Carroll) ... 5 INTs this season most by a Razorback since 2011 ... First cousin of LaDarrius Bishop.



CB

	U-A-T	TFL	INT
2021	1-0-1	0.0	0
2020	0-0-0	0.0	0
2019	0-0-0	0.0	0
Totals	1-0-1	0.0	0

**23 Devin Bush ||| 6-0, 200, R-So.**

Made his first career tackle vs. Rice ... Played in 3 games in 2020 ... Played all 4 defensive snaps at cornerback in the win over Ole Miss ... Former four-star recruit.



CB

	U-A-T	TFL	INT
2021	19-25-44	2.5	0
2020	22-17-39	3.0	2
2019	13-12-25	0.0	1
Totals	54-54-108	5.5	3

**9 Greg Brooks Jr. ||| 5-11, 185, Jr.**

Played in 9 games, making 8 starts at NB in 2020 ... Logged 39 tackles, sixth-most on the team and fourth-most by a DB ... Added 3.0 TFL, two INT, 1 PBU and 2 QB hurries ... Son of former NFL player Greg Brooks Sr.



NB

	U-A-T	TFL	INT
2021	9-15-24	2.0	0
Totals	9-15-24	2.0	0

**- OR - 8 Jayden Johnson ||| 6-2, 220, Fr.**

3 starts at NB this season ... Earned his first career start as the NB vs. UAPB ... Three-star prospect out of Cedartown, Ga. ... Played QB, WR, RB, CB and safety in high school.

## RAZORBACK TRENDS

	2021	Streak
Overall	8-4	W1
At Home	6-1	W3
On the Road	1-3	L1
Neutral	1-0	W1
September	4-0	W4
October	1-3	W1
November	3-1	W1
December	0-0	L3
vs. SEC	4-4	W1
vs. Non-Conference	3-1	W4
vs. Ranked Opponents	2-3	L3
<b>Record in Games...</b>		
Decided by 7 pts or less	1-2	L1
Decided by 3 pts or less	2-1	W2
During the day	6-4	W1
At night	2-0	W2
<b>Record When Scoring...</b>		
Less than 21 points	2-1	W1
21+ points	6-3	W1
30+ points	6-2	W1
40+ points	3-1	W1
50+ points	0-1	L1
<b>Record When Allowing...</b>		
Less than 14 points	4-0	W18
Less than 21 points	6-0	W18
21+ points	2-4	L1
<b>Record When...</b>		
Scoring first	8-1	W4
Opponents score first	0-3	L7
Leading after the 1Q	7-1	W3
Trailing after the 1Q	0-3	L6
Tied after the 1Q	1-0	W2
Leading at halftime	6-0	W6
Trailing at halftime	2-4	L1
Tied at halftime	0-0	L2
Leading after the 3Q	7-0	W7
Trailing after the 3Q	0-3	L27
Tied going into the 4Q	1-1	L1
In overtime games	1-0	W1
<b>Record With...</b>		
Less than 400 yards total offense	3-1	W2
400+ yards total offense	5-3	W1
500+ yards total offense	2-1	W1
600+ yards total offense	1-1	L1
Less than 100 yards rushing	0-1	L2
100+ yards rushing	8-3	W1
200+ yards rushing	5-2	W2
300+ yards rushing	1-1	L1
Less than 200 yards passing	4-1	W2
200+ yards passing	4-3	W1
300+ yards passing	1-2	L2
400+ yards passing	0-0	L2
A 300-yard passer	1-2	L2
A 100-yard rusher	2-1	W1
<b>Record When Allowing...</b>		
Less than 200 total yards	0-0	W6
200+ total yards	8-3	W1
300+ total yards	4-4	W1
400+ total yards	1-3	L1
Less than 100 rush yards	2-0	W3
100+ rush yards	6-4	W1
200+ rush yards	1-2	W1
Less than 200 pass yards	5-1	W2
200+ pass yards	3-3	L1
300+ pass yards	1-1	L1
400+ pass yards	1-1	L1
A 300-yard passer	1-1	L1
A 100-yard rusher	2-2	W1
<b>Record When Having...</b>		
No turnovers	4-1	W2
Less than 3 turnovers	4-3	W1
3 or more turnovers	0-0	L3
No takeaways	1-2	L2
Less than 3 takeaways	6-2	W1
3 or more takeaways	1-0	W6
Win turnover battle	4-0	W7
Lost turnover battle	0-1	L16
Turnovers even	4-3	W1
More than 30:00 TOP	3-2	L2
Less than 30:00 TOP	5-2	W1

## RAZORBACK NOTEBOOK

### BOWL HISTORY

- Arkansas is headed to Florida for a bowl game for the first time since 2007, where the Hogs will be playing in their first New Year's Day game since the 2008 Cotton Bowl.
- Arkansas and Big Ten foe Penn State will meet for the first time in program history at this year's Outback Bowl. The Hogs are 0-4 all-time against Big Ten teams in bowl games dating back to the 1999 Citrus Bowl - one of seven previous Florida bowls to host the Razorbacks.
- Arkansas will play in the Outback Bowl for the first time, while appearing in a bowl game for the 43rd time, tied for the 17th-most appearances in FBS history. Arkansas owns an all-time record of 15-24-3 in bowls.
- Arkansas' first bowl appearance came at the 1934 Dixie Classic, which was played in Dallas, Texas. The Hogs, led by head coach Fred Thomsen, tied Centenary, 7-7.
- Arkansas' last bowl appearance was at the 2016 Belk Bowl in Charlotte, N.C. The Hogs lost to Virginia Tech, 35-24.
- Arkansas was set to appear in a bowl game last season, but the 2020 Texas Bowl was canceled due to COVID-19 issues within the TCU program.
- The Hogs have won three of their last four bowl games:
  - 2016 Belk Bowl - vs. Virginia Tech - L, 35-24
  - 2016 Liberty Bowl - vs. Kansas State - W, 45-23
  - 2014 Texas Bowl - vs. Texas - W, 31-7
  - 2012 Cotton Bowl - vs. Kansas State - W, 29-16



Under **Sam Pittman**, Arkansas' explosive offense leads all SEC teams with 98 rushing plays of 10+ yards. The Hogs' 197 total plays of 10+ yards rank third in the SEC and 16th nationally.

### KJ WOMPERSON

- Redshirt sophomore quarterback KJ Jefferson will make his 15th career start against Penn State in the Outback Bowl.
- Of Jefferson's 14 career starts to date, six have come against top-20 teams in the AP Poll: #1 LSU, #2 Alabama, #2 Georgia, #7 Texas A&M, #15 Texas, #17 Ole Miss.
- Jefferson has thrown for 2,578 yards and 21 touchdowns through 12 games in 2021. He is third in the SEC in average yards per completion (14.0) and in yards per pass attempt (9.4), ranking fourth in the league and sixth among all FBS quarterbacks in passing efficiency (168.7) this season.
- Jefferson has thrown for a touchdown in seven straight contests and posted six games with 2+ passing touchdowns.
- Jefferson currently owns the highest single-season completion percentage (66.9%) in school history when attempting at least 250 passes (184-of-275).
- Jefferson has thrown 170 consecutive passes without an interception, the second-longest streak by an Arkansas quarterback in history. QB Tyler Wilson holds the program record of 184 straight passes without an interception (2011).
- Jefferson, who has also run for 554 yards and five touchdowns this year, is the first Razorback quarterback to have multiple games with at least two rushing touchdowns in the same season (2 vs. Rice, 3 at Ole Miss) since 1997.
- Since 2000, only six SEC signal-callers have thrown for 3+ touchdowns and rushed for 3+ scores in a game: Texas A&M QB Johnny Manziel, Mississippi State QB Dak Prescott, Ole Miss QB Chad Kelly, LSU QB Joe Burrow, Ole Miss QB Matt Corral, Arkansas QB KJ Jefferson.
- Jefferson is one of only five quarterbacks in the FBS this season with 2,500+ passing yards, 20+ passing touchdowns, 500+ rushing yards and 5+ rushing scores:



Through 12 games, **KJ Jefferson** is one of only five FBS quarterbacks with 2,500+ passing yards, 20+ passing touchdowns, 500+ rushing yards and 5+ rushing touchdowns on the year.

Player	School	Passing Yards	Passing TDs	Rushing Yards	Rushing TDs
Matt Corral	Ole Miss	3,333	20	597	11
Sam Howell	North Carolina	2,851	23	825	11
Malik Willis	Liberty	2,626	24	820	11
<b>KJ Jefferson</b>	<b>Arkansas</b>	<b>2,578</b>	<b>21</b>	<b>554</b>	<b>5</b>
Hendon Hooker	Tennessee	2,567	26	560	5



## RAZORBACK NOTEBOOK

### TREYLON DOWN THERE SOMEWHERE

- Junior wideout Treylon Burks has opted out of the Outback Bowl after declaring for the 2022 NFL Draft.
- Burks was named All-SEC first team by both the coaches and AP.
- The star wideout could become the first Razorback selected in the first round of the NFL Draft since OL Frank Ragnow in 2018. Arkansas had not had a wide receiver selected in any round of the NFL Draft since WR Cobi Hamilton in 2013.
- Burks led the Hogs in every major category in 2021: receptions (66), receiving yards (1,104), receiving touchdowns (11), receiving yards per catch (16.7) and receiving yards per game (92.0). He nearly quadrupled the next-leading wideout in receiving (WR Tyson Morris, 305 yards).
- Burks is the fourth pass catcher in Arkansas history to post a 1,000-yard receiving season, becoming the first to do so since WR Cobi Hamilton totaled a program-record 1,335 receiving yards in 2012.
- Burks is the first Razorback to have back-to-back 800-yard receiving seasons since WR Anthony Lucas (1998-99).
- Burks' 11 receiving touchdowns this year are tied with WR Marcus Monk's 11 receiving touchdowns in 20016 for the second-most receiving scores in a single season in school history.
- Burks totaled a school-record six 100-yard receiving games this season. He surpassed the previous program best of five 100-yard receiving games in a single season, set by WR Anthony Eubanks (1997) and WR Anthony Lucas (1998).
- Burks is one of only two SEC wide receivers this year to total 1,000+ receiving yards and 10+ receiving touchdowns. He finished his season ranked second in the SEC in receiving touchdowns (11), third in receiving yards per game (92.0) and fourth in receiving yards (1,104).
- Burks finished his season ranked eighth in the SEC in total all-purpose yards (1,217) and ninth in all-purpose yards per game (101.4), rushing for 112 yards and a touchdown on 14 carries in addition to his eye-popping receiving numbers.
- Burks tops the SEC with 22 plays of 20+ yards and touts a nation-best two plays of 80+ yards this season, including a 91-yard touchdown catch from QB KJ Jefferson against Georgia Southern earlier in the year. The play currently stands as the second-longest passing score in school history behind QB Matt Jones and WR Richard Smith's 92-yarder against Tennessee in 2002.
- For his career, Burks had 146 receptions for 2,399 yards, concluding his time at Arkansas in sixth on both the school's all-time receptions and receiving yards list. Burks had at least one reception in all 32 games played of his collegiate career. His 10 career 100-yard receiving games are second most in program history, one shy of WR Anthony Lucas' 11 games.
- Since his freshman year in 2019, Burks is one of only four SEC pass catchers with 2,000+ total receiving yards

Rank	Player	School	Receiving Yards
1.	DeVonta Smith	Alabama	3,112
2.	<b>Treylon Burks</b>	<b>Arkansas</b>	<b>2,399</b>
3.	John Metchie	Alabama	2,081
4.	Elijah Moore	Ole Miss	2,043



**Treylon Burks** ranks sixth in program history in both career receptions (146) and receiving yards (2,399).

### NEXT MAN UP

- Following the departure of WR Treylon Burks, WR Tyson Morris and WR Warren Thompson will be relied on even more moving forward.
- Morris has emerged as a big-time playmaker for the Razorbacks after returning to Arkansas for his super-senior season. As one of KJ Jefferson's go-to targets this season, Morris has 21 catches for 305 yards (14.5 avg.) and two touchdowns, and leads active Razorbacks in yards and catches this year. He has logged a season-best three receptions in five games this season, collecting a season-best 61 receiving yards and touchdown against Georgia Southern.
- The Helena-West Helena, Ark., native, is a local product who went to Fayetteville High School and then attended Central Oklahoma before transferring to Arkansas in 2017. His father, Isaiah, played basketball for Arkansas from 1990-92 and was a second-round pick by the Miami Heat in the 1992 NBA Draft.
- Thompson, a transfer from Florida State, has 18 catches for 292 yards and two scores this season. His best performance came at Ole Miss with four catches for 76 yards and a touchdown.

### DEUCE DEUCE

- Redshirt junior running back Treylon Smith has proven to be a pivotal addition on the field for the Razorbacks. After sitting out the 2019 season due to NCAA transfer rules, Smith, who made his way to Arkansas from Arizona State, led the Hogs with 710 rushing yards and five rushing touchdowns in 2020 – all five of which came in the season's last four weeks.
- Smith has shown no signs of slowing down this season, running for a team-leading 592 yards and five touchdowns through 12 games in 2021. The speedster eclipsed the 100-yard mark for the third time in his career in the season-opening win against Rice and has scored a touchdown on the ground in five of the Razorbacks' 12 games this year.
- Smith surpassed the 1,000-yard rushing mark for his career in the win against Texas A&M, becoming the 19th Razorback player since 1997 to reach the milestone.



**Treylon Smith** is one of three Arkansas ball carriers, along with RB Dominique Johnson and QB KJ Jefferson, with 5+ rushing touchdowns this season.

### FOUR-HEADED RUSHING MONSTER

- The quartet of RB Treylon Smith (592 yards), QB KJ Jefferson (554 yards), RB Raheim Sanders (499 yards) and RB Dominique Johnson (498 yards) has powered the Razorbacks' ground game this season. Arkansas' rushing offense ranks second in the SEC and 13th nationally in yards per game at 217.3. Arkansas is one of only two FBS teams, including fellow SEC member Ole Miss, with four 450-yard rushers this year.
- Smith, Sanders, Jefferson and Johnson are the first Hog foursome to each rush for 400+ yards in a season since 1975 when Arkansas averaged 320 rushing yards per game. RB Ike Forte (983 yards), RB Jerry Eckwood (792 yards), RB Rolland Fuchs (618 yards) and QB Scott Bull (533 yards) helped the Razorbacks total a then-school record 3,523 yards on the ground that year.
- Johnson (7), Jefferson (5) and Smith (5) have each rushed for 450+ yards and 4+ touchdowns this season. Arkansas is one of seven FBS teams with three ball carriers with 450+ rushing yards and 5+ rushing scores on the year.
- Johnson has emerged as the Razorbacks' most trusted ball carrier after beginning the season as the team's fifth-string running back, totaling a team-best 5.8 yards per carry and a team-leading seven touchdowns on 86 attempts through 12 games this year.
- Sanders ran wild at Ole Miss earlier this season, totaling a career-high 139 yards on 17 carries, his first career 100-yard rushing game. He is the first Arkansas freshman to rush for 100-plus yards in a game since Chase Hayden (120) did so against Florida A&M in 2017.
- Sanders' 139 total rushing yards at Ole Miss was the seventh-most rushing yards ever by an Arkansas freshman in a single game.
- Sanders, who has a put up 499 yards on the ground this year, is the first Arkansas freshman ball carrier to total more than 400 rushing yards in a season since RB Devwah Whaley (602) in 2016.

RAZORBACKS IN THE NFL

#PR HOGS



As of Dec. 17, 2021

Name	Pos.	NFL Team
McTelvin Agim	DL	Denver Broncos
Brandon Allen	QB	Cincinnati Bengals
Alex Collins*	RB	Seattle Seahawks
Kamren Curl*	S	Washington Football Team
Trey Flowers*	DL	Detroit Lions
Feleipe Franks	QB	Atlanta Falcons
Hjalte Froholdt^	OL	Cleveland Browns
Dre Greenlaw	LB	San Francisco 49ers
De'Jon Harris^	LB	Washington Football Team
Hunter Henry	TE	New England Patriots
Cody Hollister	WR	Tennessee Titans
Jerry Jacobs	DB	Detroit Lions
Xavier Kelly*	DL	Baltimore Ravens
Jeremiah Ledbetter^	DL	Jacksonville Jaguars
Jonathan Marshall	DL	New York Jets
Jason Peters	OL	Chicago Bears
Darius Philon	DL	Las Vegas Raiders
Frank Ragnow*	OL	Detroit Lions
Randy Ramsey*	LB	Green Bay Packers
Dan Skipper	OL	Detroit Lions
Chris Smith	DL	Houston Texans
Jeremy Sprinkle	TE	Dallas Cowboys
Armon Watts	DL	Minnesota Vikings
Jonathan Williams	RB	Washington Football Team
Deatrich Wise Jr.	DL	New England Patriots

\* Reserve/Injured // ^ Practice Squad



THE HOG POD WITH BO MATTINGLY

Check out the Hog Pod with Bo Mattingly for great stories and insight about Razorback football, including episodes with AD Hunter Yurachek, head coach Sam Pittman, defensive coordinator Barry Odom, offensive coordinator Kendal Briles, QB KJ Jefferson, RB Trelon Smith, LB Grant Morgan and more. Find the podcast on Apple podcasts, Spotify or visit [arkansasrazorbacks.com/thehogpod](http://arkansasrazorbacks.com/thehogpod).

RAZORBACK NOTEBOOK

HOG MOLLIES UP FRONT

- The Razorbacks returned 90 percent of their offensive line starts from last season, third most in the SEC.
- Entering this season, Arkansas was one of 17 FBS programs with eight or more offensive linemen on the current roster with at least one career start at the FBS level: Ty Clary, Shane Clenin, Ty'Kieast Crawford, Myron Cunningham, Brady Latham, Beau Limmer, Ricky Stromberg and Dalton Wagner.
- Redshirt senior offensive lineman Myron Cunningham has made 27 consecutive starts, most among all active Razorbacks. He was one of two Arkansas offensive linemen to start all 10 games last season, lining up at left tackle in each contest.
- Junior offensive lineman Ricky Stromberg was named co-SEC Offensive Lineman of the Week following the Razorbacks' win against Georgia Southern, becoming the first Arkansas player to earn the award since Dan Skipper in 2016.
- Redshirt senior offensive lineman Ty Clary has displayed his versatility by playing three positions on the line this season, including right tackle (250 snaps), right guard (99 snaps) and center (23 snaps).
- Behind the offensive line's blocking, Arkansas has rushed for 2,445 yards this season – its most since 2,565 yards in 2015.

CAPTAIN MORGAN

- Redshirt senior Grant Morgan's rise from walk-on to All-American to Burlsworth Trophy winner is one of the most inspiring stories in college football.
- The Greenwood, Ark., native produced one of the greatest seasons in Arkansas history in 2020 as he was named a Walter Camp and AFCA Second Team All-American after posting an SEC-leading 111 total tackles, including 7.5 for loss, with 2.0 sacks.
- Morgan has remained a steady presence on the defensive side of the ball in 2021, racking up 96 total tackles (38 solo) with 7.0 tackles for loss, 0.5 sacks, three pass breakups and an interception. His 8.0 tackles per game rank fifth in the SEC.
- Morgan, a two-time team captain, won the 2021 Burlsworth Trophy, the award is given to the most outstanding FBS player who began his career as a walk-on, to become the eighth Razorback in program history to win a national award.
- Morgan was also a finalist for the William V. Campbell Trophy, better known as college football's Academic Heisman. The Campbell Trophy recognizes an individual as the absolute best football scholar-athlete in the nation for his combined academic success, football performance and exemplary leadership.
- Morgan is one of three finalists for the Jason Witten Collegiate Man of the Year Award, which recognizes a student-athlete's exemplary leadership both on and off the field.

BUMP DAT

- Senior linebacker Bumper Pool is one of Arkansas' top playmakers on the defensive side of the football.
- Pool has played in all 12 games with one start, leading the Hogs in tackles with 120 (41 solo) this year. His 10.0 tackles per game rank second in the SEC and 10th nationally, and his seven games with double-digit stops are third most nationally.
- Over the past three seasons (2019-21), Pool has totaled the second-most tackles (315) among all FBS defenders. Pool is second to Troy linebacker Carlton Martial, who has totaled 366 tackles in that same span.
- With 344 career tackles to his name, Pool currently ranks ninth all-time in total stops in Arkansas history:

Rank	Player	Career Tackles
7.	Cliff Powell	367 (172 UT, 195 AT)
8.	Ronnie Caveness	357 (133 UT, 224 AT)
9.	<b>Bumper Pool</b>	<b>344 (133 UT, 211 AT)</b>
10.	Rickey Williams	343 (210 UT, 133 AT)
11.	Bert Zinamon	335 (175 UT, 165 AT)

ANOTHER H. HENRY

- Redshirt senior linebacker Hayden Henry, the brother of former Hog tight end Hunter and current tight end Hudson, has had no problem making a name for himself as a Razorback.
- This season, Henry ranks third on the Arkansas defense in total stops (94) with a team-best 10.5 tackles for loss.
- Henry is the first Razorback defender with at least 10.5 tackles for loss in a season since DL Deatrich Wise Jr. posted 10.5 tackles for loss during the 2015 campaign.
- The Little Rock, Ark., native delivered a season-best effort in the Hogs' win against Texas when he made a career-high 15 tackles, including 2.5 tackles for loss.
- Henry was named the National Defensive Player of the Week by the Walter Camp Football Foundation, becoming only the fourth Arkansas student-athlete to earn Walter Camp National Player of the Week honors since 2004 and the first since former Razorback quarterback Ryan Mallett in 2010.

HOG TRACKER

- Arkansas is one of three SEC teams with a league-best seven games of 200+ total rushing yards this season. The Hogs boast the SEC's second-best rushing attack, averaging 217.3 yards per game on the ground.
- The Razorbacks last had four 500-yard rushers in a season in 1975 when RB Ike Forte (983 yards), RB Jerry Eckwood (792 yards), RB Rolland Fuchs (618 yards) and QB Scott Bull (533 yards) helped Arkansas total a then-school record 3,523 yards on the ground.
- QB KJ Jefferson is one of only five FBS signal-callers with 2,500+ passing yards, 20+ passing touchdowns, 500+ rushing yards and 5+ rushing touchdowns this year. He is one of only three FBS passers – and one of two in the SEC – to throw for 20+ touchdowns with three or fewer interceptions this season.
- Arkansas has scored 30+ points in nine of QB KJ Jefferson's 14 career starts: 48 at Missouri (2020), 38 vs. Rice (2021), 40 vs. Texas (2021), 45 vs. Georgia Southern (2021), 51 at Ole Miss (2021), 45 vs. UAPB (2021), 31 vs. Mississippi State (2021), 35 at Alabama (2021), 34 vs. Missouri (2021).
- K Cam Little has connected on 19 field goals this season, tied for fourth most in program history. Little is five made field goals shy of matching K Kendall Trainor's single-season school record of 24 (1988).



## RAZORBACK NOTEBOOK

### TACKLING TRIO

- Through 12 games in 2021, LB Bumper Pool (120), LB Grant Morgan (96) and LB Hayden Henry (94) rank first, second and third, respectively, on the team in total tackles. Their combined 310 stops account for 34.4% of the Hogs' total tackles (902).
- Arkansas is the only team in the SEC with multiple players in the league's top 10 in tackles per game this season:

SEC Rank	Player	Tackles Per Game
2.	Bumper Pool	10.0
5.	Grant Morgan	8.0
7.	Hayden Henry	7.8

### BIG RIDGE

- Redshirt senior defensive lineman John Ridgeway wasted no time making his presence felt as a Hog.
- The impact transfer from FCS Illinois State has clogged the gaps up front all year long, racking up 39 total tackles with 4.0 tackles for loss and 2.0 sacks during the regular season.
- After missing the season opener against Rice due to an appendectomy, Ridgeway dominated against Texas. He logged six total tackles, including 1.0 sack, earning an 87.4 pass rush grade from PFF - the highest among all Razorback defenders.
- Ridgeway began his collegiate career at Illinois State (2017-21), where he earned FCS Freshman All-America honors from Phil Steele in 2018 and received All-Missouri Valley Football Conference praise in all three seasons.

### NO FLY ZONE

- Since Barry Odom began as defensive coordinator in 2020, the Razorbacks have totaled 24 interceptions in 22 games.
- Arkansas grabbed 13 interceptions in 10 games during the 2020 season and has tallied 101 interceptions in 2021 so far.
- The Hogs' ball-hawking prowess is led by redshirt senior defensive back Montaric Brown's six interceptions since 2020.
- Brown is tied for the SEC lead and tied for second in the FBS with five interceptions this season. The Ashdown, Ark., native is the first Razorback defender with five interceptions in a year since DB Tramain Thomas picked off five passes in 2011.
- Redshirt sophomore defensive back Jalen Catalon has accounted for five of those 24 interceptions, followed by redshirt sophomore defensive back Hudson Clark (3), junior defensive back Greg Brooks Jr. (2), senior defensive back Joe Foucha (2), redshirt senior linebacker Grant Morgan (2), sophomore defensive back Myles Slusher (2), redshirt sophomore defensive back Malik Chavis (1), redshirt sophomore defensive lineman Eric Gregory (1).
- Arkansas' 24 interceptions since 2020 are second most in the SEC behind only Alabama (30).

### CAM THE KICKER

- True freshman kicker Cam Little has been stellar to begin his young career, drilling 19 of his 23 field goal attempts and all 43 of his point after attempts in 2021.
- Little has announced he will donate \$10 per made field goal to Down Syndrome Connection of Northwest Arkansas.
- Little delivered a historic performance in the win against Texas, becoming the first Hog freshman to make four field goals in a game since K Alex Tejada did so against Troy in 2007.
- Little's 19 made field goals are tied for first among all FBS freshman kickers this season. His 43 made point after attempts, meanwhile, are third most among all FBS freshman kickers.
- Little's 19 made field goals are tied for fourth most in a single season by a Razorback kicker in program history. He is five made field goals shy of tying K Kendall Trainor's single-season program record of 24 (1998).

### FIELD GOAL FUNDRAISER

Game	Opponent	Made-Att.	Money Raised
1	Rice	1-1	\$10
2	Texas	4-4	\$40
3	Ga. Southern	1-1	\$10
4	Texas A&M	2-2	\$20
5	Georgia	0-1	\$0
6	Ole Miss	1-2	\$10
7	Auburn	1-2	\$10
8	UAPB	1-1	\$10
9	Mississippi St.	3-4	\$30
10	LSU	3-3	\$30
11	Alabama	0-0	\$0
12	Missouri	2-2	\$20
		19-23	\$190

### RETURN GURU

- Redshirt junior defensive back Nathan Parodi has emerged as the Razorbacks' primary punt returner, totaling 17 returns for 197 yards (11.6) and a touchdown. He dazzled against UAPB with four punt returns for 114 yards (28.5 avg.), highlighted by an 80-yard touchdown. His 114 total punt return yards against UAPB rank seventh most in a single game in program history.
- Parodi's punt return touchdown was Arkansas' first since WR Joe Adams went 51 yards to the house against Kansas State in the 2012 Cotton Bowl. Parodi's return is tied for the sixth-longest punt return in school history and is also the longest punt return touchdown by a Razorback since Adams scored on a 97-yard punt return against Ole Miss in 2010.
- Arkansas has totaled 256 punt return yards through 12 games this season, its most since tallying 420 yards in 2011.



### EXTRA! EXTRA! READ ALL ABOUT IT!

- Follow @RazorbackComms, the official Twitter account of Razorback Communications, for Arkansas stats and facts. The account is operated by members of the school's communications staff.
- In-game notes and information will be shared in addition to a traditional postgame notes package, which is shared via email and archived at ArkansasRazorbacks.com.

## SEC STANDINGS

### EASTERN DIVISION

Team	OVR	SEC	Home	Road	Strk
Georgia	12-1	8-0	6-0	4-0	L1
Kentucky	9-3	5-3	6-1	3-2	W3
Tennessee	7-5	4-4	5-3	2-2	W2
Missouri	6-6	3-5	5-2	1-4	L1
South Carolina	6-6	3-5	5-2	1-4	L1
Florida	6-6	2-6	5-1	1-4	W1
Vanderbilt	2-10	0-8	1-6	1-4	L7

### WESTERN DIVISION

Team	OVR	SEC	Home	Road	Strk
Alabama	12-1	7-1	7-0	3-1	W7
Ole Miss	10-2	6-2	7-0	2-2	W4
Arkansas	8-4	4-4	6-1	1-3	W1
Mississippi St.	7-5	4-4	4-3	3-2	L1
Texas A&M	8-4	4-4	6-1	1-2	L1
Auburn	6-6	3-5	4-3	2-3	L4
LSU	6-6	3-5	5-2	1-4	W2

## SEC BOWL SCHEDULE

*Wednesday, Dec. 22*  
Missouri vs. Army | 7 p.m. | ESPN

*Thursday, Dec. 23*  
UCF vs. Florida | 6 p.m. | ESPN

*Tuesday, Dec. 28*  
Houston vs. Auburn | 11 a.m. | ESPN  
Mississippi State vs. Texas Tech | 5:45 p.m. | ESPN

*Thursday, Dec. 30*  
North Carolina vs. South Carolina | 10:30 a.m. | ESPN  
Tennessee vs. Purdue | 2:00 p.m. | ESPN

*Friday, Dec. 31*  
Wake Forest vs. Texas A&M | 10:00 a.m. | ESPN  
Cincinnati vs. Alabama | 2:30 p.m. | ESPN  
Georgia vs. Michigan | 6:30 p.m. | ESPN

*Saturday, Jan. 1*  
Penn State vs. Arkansas | 11:00 a.m. | ESPN2  
Iowa vs. Kentucky | 12:00 p.m. | ABC  
Baylor vs. Ole Miss | 7:45 p.m. | ESPN

*Tuesday, Jan. 4*  
LSU vs. Kansas State | 8:00 p.m. | ESPN

All times Central

## HOGS IN THE POLLS

	AP	Coaches	CFP
Preseason	NR	RV	-
Sept. 7 (Week 2)	NR	NR	-
Sept. 12 (Week 3)	20	24	-
Sept. 19 (Week 4)	16	18	-
Sept. 26 (Week 5)	8	11	-
Oct. 3 (Week 6)	13	16	-
Oct. 10 (Week 7)	17	19	-
Oct. 17 (Week 8)	RV	RV	-
Oct. 24 (Week 9)	RV	RV	-
Oct. 31 (Week 10)	RV	RV	NR
Nov. 7 (Week 11)	RV	RV	25
Nov. 14 (Week 12)	21	22	21
Nov. 21 (Week 13)	25	RV	25
Nov. 28 (Week 14)	23	25	22
Dec. 5 (Week 15)	22	24	21

RAZORBACK NOTEBOOK

ACTIVE CAREER LEADERS

TACKLES

Rank	Player, Class	Tackles
1.	Bumper Pool, Sr.	331
2.	Grant Morgan, R-Sr.	301
3.	Joe Foucha, Sr.	219
4.	Hayden Henry, Sr.	167
5.	Jalen Catalon, R-So.	151

TACKLES FOR LOSS

Rank	Player, Class	TFL
1.	Grant Morgan, R-Sr.	23.5
2.	Bumper Pool, Sr.	23.0
3.	Tre Williams, R-Sr.	21.0
4.	Hayden Henry, R-Sr.	15.0
5.	John Ridgeway, R-Sr.	11.5

SACKS

Rank	Player, Class	Sacks
1.	Tre Williams, R-Sr.	14.5
2.	Hayden Henry, R-Sr.	5.0
3.	Grant Morgan, R-Sr.	4.5
4.	Zach Williams, Jr.	3.5
5.	Eric Gregory, R-So.	3.5
6.	John Ridgeway, R-Sr.	3.0
7.	Isaiah Nichols, R-Jr.	2.5

INTERCEPTIONS

Rank	Player, Class	INTs
1.	Montaric Brown, R-Sr.	6
2.	Jalen Catalon, R-So.	5
3.	Greg Brooks, Jr.	3
	Hudson Clark, R-So.	3
	Joe Foucha, Sr.	3
6.	Grant Morgan, R-Sr.	2
	Myles Slusher, So.	2
8.	Eric Gregory, R-So.	1
	John Ridgeway, R-Sr.	1

RUSHING

Rank	Player, Class	Yards
1.	Trelon Smith, R-Jr.	1,325
2.	KJ Jefferson, R-So.	621
3.	T.J. Hammonds, R-Sr.	543
4.	Dominique Johnson, So.	479
5.	Raheim Sanders, Fr.	478

RECEPTIONS

Rank	Player, Class	Receptions/Yards
1.	Treyton Burks, Jr.	139/2,270
2.	Kendall Catalon, R-Sr.	57/765
3.	Trey Knox, Jr.	51/575
4.	Tyson Morris, R-Sr.	45/557
5.	De'Vion Warren, Sr.	34/472
6.	Blake Kern, R-Sr.	33/370
7.	Trelon Smith, R-Jr.	29/201
	Warren Thompson, R-Jr.	29/487

TURNING THINGS AROUND

• Sam Pittman is at the helm of one of the most remarkable turnarounds in college football. Following consecutive two-win campaigns, which both included no SEC victories, in 2018 and 2019, Pittman's Razorbacks won three games against a conference-only schedule in 2020 and have won eight games, including four SEC contests, and counting in 2021.

School	2018	2019	2020	2018-20 Avg.	2021	Win Differential
<b>Arkansas</b>	<b>2</b>	<b>2</b>	<b>3</b>	<b>2.3</b>	<b>8</b>	<b>5.7</b>
Ole Miss	5	4	5	4.7	10	5.3
Georgia	11	12	8	10.3	12	1.7
South Carolina	7	4	2	4.3	6	1.7
Tennessee	5	8	3	5.3	7	1.7
Kentucky	10	8	5	7.7	9	1.3
Mississippi State	8	6	4	6.0	7	1.0
Missouri	8	6	5	6.3	6	-0.3
Alabama	14	11	13	12.7	12	-0.7
Texas A&M	9	8	9	8.7	8	-0.7
Vanderbilt	6	3	0	3.0	2	-1.0
Auburn	8	9	6	7.7	6	-1.7
Florida	10	11	8	9.7	6	-3.7
LSU	10	15	5	10.0	6	-4.0

- The Razorbacks have won eight games this season - the most regular-season wins for the program since 2011 - after winning eight games total in the three seasons prior to Pittman's tenure at the helm.
- Arkansas started the year with a 4-0 record, rising to No. 8 in the AP poll, the team's highest ranking since 2011.
- Pittman, named the AFCA Region 2 Coach of the Year, has won seven SEC games in his first two years as head coach, the most since Houston Nutt won 10 in his first two years (1998-99) at the helm.

SIGN 'EM UP: NSD 2022 IN REVIEW

Player	Pos.	HT	WT	Hometown / High School / Previous School
^Anthony Brown	DB	6-0	185	Milan, Tenn. / Milan HS
^Andrew Chamblee	OL	6-6	285	Maumelle, Ark. / Maumelle HS
^Jordan Crook	LB	6-0	225	Duncanville, Texas / Duncanville HS
^Dax Courtney	TE	6-6	210	Clarendon, Ark. / Clarendon HS
Nico Davillier	DL	6-4	275	Maumelle, Ark. / Maumelle HS
^Rashod Dubinion	RB	5-10	185	Ellenwood, Ga. / Cedar Grove HS
^Max Fletcher	P	6-5	190	Melbourne, Australia / ProKick Australia
^Jadon Haselwood	WR	6-3	200	Ellenwood, Ga. / Cedar Grove HS / Oklahoma
^E'Marion Harris	OL	6-7	370	Little Rock, Ark. / Joe T. Robinson HS
^Eli Henderson	OL	6-4	290	Duncan, S.C. / Byrnes HS
^Kaden Henley	LB	6-2	225	Springdale, Ark. / Shiloh Christian HS
^JJ Hollingsworth	DL	6-4	250	Greenland, Ark. / Greenland HS
^James Jointer	RB	6-0	205	Little Rock, Ark. / Parkview HS
Patrick Kutas	OL	6-5	284	Memphis, Tenn. / Christian Brothers HS
^Landon Jackson	DL	6-7	273	Texarkana, Texas / Pleasant Grove HS / LSU
^Jaylen Lewis	DB	6-0	175	Brownsville, Tenn. Haywood HS
Sam Mbake	WR	6-3	205	Kennesaw, Ga. North Cobb HS
^Quincey McAdoo	WR	6-2	175	Clarendon, Ark. Clarendon HS
^Mani Powell	LB	6-3	225	Fayetteville, Ark. Fayetteville HS
Isaiah Sategna	WR	5-11	175	Fayetteville, Ark. Fayetteville HS
^Eli Stein	LS	6-3	215	Cambridge, Wisc. Cambridge HS
^Tyrus Washington	TE	6-4	230	Leesburg, Ga. Lee County HS

^ Denotes early enrollee

Quick Hits

- 2022 signing class consists of 19 high school athletes, two transfers, and one ProKick Australia product
- No. 17 overall class by 247Sports - highest national ranking by 247Sports since 2004
- No. 7 class in the SEC by 247Sports - best ranking since 2008
- No. 12 overall class by Rivals - highest national ranking in the history of Rivals
- No. 6 class in the SEC - highest ranking in the history of Rivals
- 10 signees from the state of Arkansas, the most since 2015
- First time in school history with four signees that will play in US Army All-American Bowl
- Six signees played in their state championship games
- WR Jadon Haselwood is the highest rated recruit to ever sign with Arkansas, surpassing QB Mitch Mustain in 2006



2021 HONORS

**ALL-AMERICA**

**Montaric Brown • R-Sr. • DB**  
Phil Steele - Third Team

**Treyton Burks • Jr. • WR**  
PFF - Second Team

**Bumper Pool • Sr. • LB**  
Phil Steele - Third Team

**Cam Little • Fr. • K**  
PFF - True Freshman  
The Athletic - Freshman

**ALL-SEC**

**Reid Bauer • R-Jr. • P**  
PFF - Honorable Mention

**Montaric Brown • R-Sr. • DB**  
Coaches - First Team  
Phil Steele - First Team

**Treyton Burks • Jr. • WR**  
Associated Press - First Team  
Coaches - First Team  
PFF - First Team  
Phil Steele - Second Team

**Hayden Henry • R-Sr. • LB**  
Phil Steele - Fourth Team

**Beaux Limmer • R-So. • OL**  
PFF - Second Team  
Phil Steele - Fourth Team

**Cam Little • Fr. • K**  
Coaches - Freshman

**Grant Morgan • R-Sr. • LB**  
PFF - Honorable Mention

**Nathan Parodi • R-Jr. • DB/PR**  
PFF - Third Team  
Phil Steele - Third Team

**Bumper Pool • Sr. • LB**  
Associated Press - Second Team  
Coaches - Second Team  
PFF - Third Team  
Phil Steele - First Team

**Raheim Sanders • Fr. • RB**  
Coaches - Freshman

**Jordan Silver • R-Sr. • LS**  
Phil Steele - Third Team

**Ricky Stromberg • Jr. • OL**  
Associated Press - Second Team  
PFF - Third Team  
Phil Steele - Third Team

**NATIONAL AWARDS**

**Grant Morgan • R-Sr. • LB**  
Burlsworth Trophy

**WEEKLY AWARDS**

**Arkansas Razorbacks**  
Cheez-It Bowl National Team of the Week (Sept. 14)

**Treyton Burks • Jr. • WR**  
PFF Team of the Week (Sept. 27)  
SEC Co-Offensive Player of the Week (Sept. 27)  
PFF Team of the Week (Nov. 21)  
PFF Team of the Week (Nov. 28)  
SEC Offensive Player of the Week (Nov. 29)

**Joe Foucha • Sr. • DB**  
PFF Team of the Week (Oct. 10)

**Hayden Henry • R-Sr. • LB**  
Walter Camp National Defensive Player of the Week (Sept. 14)  
SEC Defensive Player of the Week (Sept. 14)

**KJ Jefferson • R-So. • QB**  
Davey O'Brien Award Great 8 (Sept. 27)  
Davey O'Brien Award's Great 8 (Oct. 11)

**Beaux Limmer • R-So. • OL**  
PFF Team of the Week (Sept. 12)

**Cam Little • Fr. • K**  
SEC Freshman of the Week (Sept. 14)  
Lou Groza Award Star of the Week (Sept. 14)  
SEC Freshman of the Week (Nov. 8)  
SEC Special Teams Player of the Week (Nov. 15)

**Grant Morgan • R-Sr. • LB**  
Chuck Bednarik Award National Player of the Week (Sept. 14)

**Ricky Stromberg • Jr. • OL**  
SEC Co-Offensive Lineman of the Week (Sept. 20)

**Tre Williams • R-Sr. • DE**  
PFF Team of the Week (Sept. 27)  
SEC Defensive Lineman of the Week (Sept. 27)  
Bednarik Award Player of the Week (Sept. 28)

**AWARD RECOGNITION**

**Arkansas Razorbacks**  
Joe Moore Award - Semifinalist

**Reid Bauer • R-Jr. • P**  
Peter Mortell Holder of the Year Award - Finalist

**Cody Kennedy • Offensive Line Coach**  
Broyles Award - Semifinalist

**Grant Morgan • R-Sr. • LB**  
Jason Witten Collegiate Man of the Year - Finalist  
William V. Campbell Trophy - Finalist

**Sam Pittman • Head Coach**  
AFCA Region 2 Coach Of The Year  
George Munger Coach of the Year - Semifinalist

**Jordan Silver • R-Sr. • LS**  
SEC Community Service Team

**ALL-STAR GAME INVITES**

**Myron Cunningham • R-Sr. • OL**  
East-West Shrine Bowl  
NFLPA Collegiate Bowl

**Grant Morgan • R-Sr. • LB**  
NFLPA Collegiate Bowl

**Bumper Pool • Sr. • LB**  
NFLPA Collegiate Bowl

**John Ridgeway • R-Sr. • DL**  
Reese's Senior Bowl

**Jordan Silver • R-Sr. • LS**  
East-West Shrine Bowl  
NFLPA Collegiate Bowl  
Reese's Senior Bowl

**Tre Williams • R-Sr. • DE**  
NFLPA Collegiate Bowl

MISCELLANEOUS OFFENSE STATS

GAMES WITH A RECEPTION

Player	2017	2018	2019	2020	2021	Career
Treyton Burks	--	--	11	9	12	32
Jaquayln Crawford	--	--	--	0	2	2
T.J. Hammonds	1	3	3	2	0	9
Hudson Henry	--	--	2	5	3	10
AJ Green	--	--	--	--	5	5
Ketron Jackson Jr.	--	--	--	--	4	4
KJ Jefferson	--	--	1	0	0	1
Dominique Johnson	--	--	--	0	4	4
Blake Kern	0	0	0	9	9	18
Trey Knox	--	--	7	5	5	17
Tyson Morris	--	2	8	6	10	26
Raheim Sanders	--	--	--	--	6	6
Trelon Smith	--	--	--	9	4	13
Warren Thompson	--	--	--	--	9	9
De'Vion Warren	1	2	3	7	7	20
John David White	--	--	1	0	1	2

5+ RECEPTIONS

Player	2017	2018	2019	2020	2021	Career
Treyton Burks	--	--	1	6	8	15
Hudson Henry	--	--	0	1	0	1
Trey Knox	--	--	3	0	1	4
Trelon Smith	--	--	--	2	0	2
De'Vion Warren	--	--	--	1	0	1

20+ YARD RECEPTION

Player	2017	2018	2019	2020	2021	Career
Treyton Burks	--	--	10	11	20	41
AJ Green	--	--	--	--	1	1
T.J. Hammonds	1	1	--	1	0	3
Ketron Jackson Jr.	--	--	--	--	1	1
Dominique Johnson	--	--	--	0	1	1
Blake Kern	0	0	0	2	2	4
Trey Knox	--	--	5	1	0	6
Tyson Morris	--	0	1	0	4	5
Raheim Sanders	--	--	--	--	2	2
Trelon Smith	--	--	--	2	0	2
Warren Thompson	--	--	--	0	4	4
De'Vion Warren	0	0	0	5	2	7

40+ YARD RECEPTION

Player	2017	2018	2019	2020	2021	Career
Treyton Burks	--	--	0	6	4	10
AJ Green	--	--	--	--	1	1
T.J. Hammonds	1	1	0	1	0	3
Trey Knox	--	--	1	0	0	1
Dominique Johnson	--	--	--	0	1	1
Tyson Morris	--	0	0	0	2	2
Warren Thompson	--	--	--	0	2	2
De'Vion Warren	--	--	--	2	1	3

100 YARDS RECEIVING

Player	2017	2018	2019	2020	2021	Career
Treyton Burks	--	--	0	4	6	10
De'Vion Warren	0	0	0	1	0	1

200 YARDS RECEIVING

Player	2017	2018	2019	2020	2021	Career
Treyton Burks	--	--	0	1	0	1

GAMES WITH A RECEIVING TD

Player	2017	2018	2019	2020	2021	Career
Treyton Burks	--	--	0	5	8	13
AJ Green	--	--	--	--	1	1
T.J. Hammonds	1	1	0	0	0	2
Hudson Henry	--	--	--	1	0	1
Ketron Jackson Jr.	--	--	--	--	1	1
Dominique Johnson	--	--	--	0	1	1
Blake Kern	0	0	0	2	2	4
Trey Knox	--	--	2	0	1	3
Tyson Morris	--	1	1	1	2	5
Raheim Sanders	--	--	--	--	1	1
Trelon Smith	--	--	--	1	0	1
Warren Thompson	--	--	--	0	2	2
De'Vion Warren	0	1	0	2	0	3

GAMES WITH MULTIPLE RECEIVING TDS

Player	2017	2018	2019	2020	2021	Career
Treyton Burks	--	--	0	1	2	3
De'Vion Warren	0	0	0	1	0	1

10+ YARD RUNS

Player	2017	2018	2019	2020	2021	Career
Reid Bauer	--	0	0	0	1	1
Treyton Burks	--	--	1	4	4	9
AJ Green	--	--	--	--	5	5
T.J. Hammonds	9 (3)	1	2	3	0	18
Malik Hornsby	--	--	--	0	6	6
Javion Hunt	--	--	--	--	1	1
KJ Jefferson	--	--	3	3	28	34
Dominique Johnson	--	--	--	0	18	18
John Stephen Jones	--	1	1	0	0	2
Raheim Sanders	--	--	--	--	15	15
Trelon Smith	--	--	--	12	18	30
De'Vion Warren	0	1	3	2	2	8

20+ YARD RUNS

Player	2017	2018	2019	2020	2021	Career
Reid Bauer	--	0	0	0	1	1
Treyton Burks	--	--	0	0	2	2
A.J. Green	--	--	--	--	2	2
T.J. Hammonds	4 (1)	0	1	1	0	7
Malik Hornsby	--	--	--	0	1	1
KJ Jefferson	--	--	1	0	3	4
Dominique Johnson	--	--	--	0	4	4
Raheim Sanders	--	--	--	--	3	3
Trelon Smith	--	--	--	4	3	7
De'Vion Warren	0	0	0	1	1	2

100 YARDS RUSHING

Player	2017	2018	2019	2020	2021	Career
T.J. Hammonds	1	0	0	0	0	1
Dominique Johnson	--	--	--	0	1	1
Raheim Sanders	--	--	--	--	1	1
Trelon Smith	--	--	--	2	1	3

GAMES WITH A RUSHING TD

Player	2017	2018	2019	2020	2021	Career
Treyton Burks	--	--	0	0	1	1
A.J. Green	--	--	--	--	1	1
T.J. Hammonds	1 (1)	0	0	0	0	2
Malik Hornsby	--	--	--	0	1	1
KJ Jefferson	--	--	1	2	2	5
Dominique Johnson	--	--	--	0	6	6
Raheim Sanders	--	--	--	--	2	2
Trelon Smith	--	--	--	3	5	8

GAMES WITH MULTIPLE RUSHING TDS

Player	2017	2018	2019	2020	2021	Career
KJ Jefferson	--	--	0	0	2	2
Dominique Johnson	--	--	--	0	1	1
Raheim Sanders	--	--	--	--	1	1
Trelon Smith	0	0	-	1	0	1



MISC. OFFENSE STATS

CAREER 100-YARD RUSHING GAMES

T.J. Hammonds • R-Sr. • RB (1)  
119 - Coastal Carolina, 2017

Dominique Johnson • So. • RB (1)  
107 - Mississippi State, 2021

Raheim Sanders • Fr. • RB (1)  
139 - Ole Miss, 2021

Trelon Smith • R-Jr. • RB (3)  
172 - Missouri, 2020  
118 - Florida, 2020  
102 - Rice, 2021

CAREER 100-YARD RECEIVING GAMES

Treyton Burks • So. • WR (10)  
206 - Missouri, 2020  
179 - Alabama, 2021  
167 - Texas A&M, 2021  
137 - Ole Miss, 2020  
136 - Ole Miss, 2021  
129 - Missouri, 2021  
127 - Georgia Southern, 2021  
117 - Texas A&M, 2020  
109 - Auburn, 2021  
102 - Georgia, 2020

De'Vion Warren • Sr. • WR (1)  
100 - Mississippi State, 2020

MISC. DEFENSE STATS

DOUBLE-DIGIT TACKLES

Player	2017	2018	2019	2020	2021	Career
Montaric Brown	--	--	0	0	1	1
Jalen Catalon	--	--	--	7	1	8
Hudson Clark	--	--	--	1	0	1
Joe Foucha	--	0	2	1	1	4
Hayden Henry	0	0	0	0	4	4
Grant Morgan	0	0	0	6	5	11
Bumper Pool	--	1	3	6	7	17

TEAM LEADER IN TACKLES (Ties included)

Player	2017	2018	2019	2020	2021	Career
Jalen Catalon	--	--	--	1	1	2
Hudson Clark	--	--	--	1	0	1
Joe Foucha	--	0	2	0	0	2
Hayden Henry	0	0	0	0	2	2
Grant Morgan	1	0	0	4	3	8
Bumper Pool	--	0	3	5	7	15

GAMES WITH A SACK (Half sacks included)

Player	2017	2018	2019	2020	2021	Career
Simeon Blair	--	--	--	0	1	1
Taurean Carter	--	--	0	0	1	1
Joe Foucha	--	0	0	1	1	2
Dorian Gerald	--	--	0	1	0	1
Eric Gregory	--	--	--	3	1	4
Hayden Henry	0	1	1	1	3	6
Grant Morgan	0	0	1	3	1	5
Isaiah Nichols	--	--	--	1	2	3
Andrew Parker	--	--	0	0	1	1
Bumper Pool	0	0	1	1	0	2
John Ridgeway	--	--	--	--	2	2
Mataio Soli	--	--	0	0	1	1
Myles Slusher	--	--	--	0	1	1
Markell Utsey	--	--	--	--	2	2
Tre Williams	--	--	--	--	4	4
Zach Williams	--	--	0	1	4	5

MULTIPLE SACKS (1.5 sacks or more)

Player	2018	2019	2020	2021	Career
Dorian Gerald	--	--	0	1	1
Tre Williams	--	--	--	3	3

ARKANSAS 20+ YARD PLAYS

Yards	Type	Player(s)	Opponent	Yards	Type	Player(s)	Opponent
43*	Pass	KJ Jefferson to Dominique Johnson	LSU	43*	Pass	KJ Jefferson to Dominique Johnson	LSU
42	Rush	Raheim Sanders	Ole Miss	42	Rush	Raheim Sanders	Ole Miss
42	KR	LaDarrius Bishop	Rice	42	KR	LaDarrius Bishop	Rice
40	Pass	KJ Jefferson to Warren Thompson	Alabama	40	Pass	KJ Jefferson to Warren Thompson	Alabama
39	Pass	KJ Jefferson to Ketron Jackson Jr.	Missouri	39	Pass	KJ Jefferson to Ketron Jackson Jr.	Missouri
39*	Pass	KJ Jefferson to Treyton Burks	UAPB	39*	Pass	KJ Jefferson to Treyton Burks	UAPB
39	INT	Jalen Catalon	Rice	39	INT	Jalen Catalon	Rice
37	Pass	KJ Jefferson to Treyton Burks	Ole Miss	37	Pass	KJ Jefferson to Treyton Burks	Ole Miss
37	Pass	KJ Jefferson to Treyton Burks	Ole Miss	37	Pass	KJ Jefferson to Treyton Burks	Ole Miss
34*	Rush	KJ Jefferson	Rice	34*	Rush	KJ Jefferson	Rice
34	Rush	Dominique Johnson	UAPB	34	Rush	Dominique Johnson	UAPB
34	Rush	KJ Jefferson	Texas	34	Rush	KJ Jefferson	Texas
33	PR	Nathan Parodi	UAPB	33	PR	Nathan Parodi	UAPB
32	Rush	De'Vion Warren	Missouri	32	Rush	De'Vion Warren	Missouri
32*	Pass	Reid Bauer to Blake Kern	Alabama	32*	Pass	Reid Bauer to Blake Kern	Alabama
32	Pass	KJ Jefferson to Treyton Burks	Alabama	32	Pass	KJ Jefferson to Treyton Burks	Alabama
31	KR	AJ Green	Auburn	31	KR	AJ Green	Auburn
31	Pass	KJ Jefferson to Tyson Morris	Rice	31	Pass	KJ Jefferson to Tyson Morris	Rice
30*	Pass	KJ Jefferson to Treyton Burks	Auburn	30*	Pass	KJ Jefferson to Treyton Burks	Auburn
30*	Rush	AJ Green	Texas	30*	Rush	AJ Green	Texas
29	KR	AJ Green	LSU	29	KR	AJ Green	LSU
29	Rush	AJ Green	UAPB	29	Rush	AJ Green	UAPB
29*	Pass	KJ Jefferson to Ketron Jackson Jr.	UAPB	29*	Pass	KJ Jefferson to Ketron Jackson Jr.	UAPB
29	Rush	Malik Hornsby	Texas	29	Rush	Malik Hornsby	Texas
28	Rush	Trelon Smith	LSU	28	Rush	Trelon Smith	LSU
28	KR	LaDarrius Bishop	Rice	28	KR	LaDarrius Bishop	Rice
27	Pass	KJ Jefferson to Treyton Burks	Alabama	27	Pass	KJ Jefferson to Treyton Burks	Alabama
27	PR	Bryce Stephens	UAPB	27	PR	Bryce Stephens	UAPB
27	Pass	Warren Thompson to Treyton Burks	Texas A&M	27	Pass	Warren Thompson to Treyton Burks	Texas A&M
26	PR	Bryce Stephens	LSU	26	PR	Bryce Stephens	LSU
26	Rush	Treyton Burks	Miss. State	26	Rush	Treyton Burks	Miss. State
26	Pass	KJ Jefferson to De'Vion Warren	UAPB	26	Pass	KJ Jefferson to De'Vion Warren	UAPB
26*	Rush	Raheim Sanders	Texas	26*	Rush	Raheim Sanders	Texas
25	Pass	KJ Jefferson to Treyton Burks	Miss. State	25	Pass	KJ Jefferson to Treyton Burks	Miss. State
24	Rush	Dominique Johnson	Miss. State	24	Rush	Dominique Johnson	Miss. State
24	Pass	KJ Jefferson to Raheim Sanders	Miss. State	24	Pass	KJ Jefferson to Raheim Sanders	Miss. State
24	Pass	KJ Jefferson to Treyton Burks	Georgia Southern	24	Pass	KJ Jefferson to Treyton Burks	Georgia Southern
23	Rush	Reid Bauer	LSU	23	Rush	Reid Bauer	LSU
23	Pass	KJ Jefferson to Warren Thompson	LSU	23	Pass	KJ Jefferson to Warren Thompson	LSU
23	Pass	KJ Jefferson to Treyton Burks	Texas A&M	23	Pass	KJ Jefferson to Treyton Burks	Texas A&M
22	Rush	Dominique Johnson	UAPB	22	Rush	Dominique Johnson	UAPB
22	Pass	KJ Jefferson to Raheim Sanders	Georgia	22	Pass	KJ Jefferson to Raheim Sanders	Georgia
22	Rush	Trelon Smith	Texas	22	Rush	Trelon Smith	Texas
21	Rush	Raheim Sanders	Ole Miss	21	Rush	Raheim Sanders	Ole Miss
21	Pass	KJ Jefferson to Treyton Burks	Ole Miss	21	Pass	KJ Jefferson to Treyton Burks	Ole Miss
21	Pass	KJ Jefferson to Treyton Burks	Texas A&M	21	Pass	KJ Jefferson to Treyton Burks	Texas A&M
21	Pass	KJ Jefferson to Tyson Morris	Texas A&M	21	Pass	KJ Jefferson to Tyson Morris	Texas A&M
21	Pass	KJ Jefferson to Blake Kern	Georgia Southern	21	Pass	KJ Jefferson to Blake Kern	Georgia Southern
20	Pass	KJ Jefferson to Treyton Burks	UAPB	20	Pass	KJ Jefferson to Treyton Burks	UAPB
20	Rush	KJ Jefferson	Auburn	20	Rush	KJ Jefferson	Auburn
20*	Pass	KJ Jefferson to Treyton Burks	Ole Miss	20*	Pass	KJ Jefferson to Treyton Burks	Ole Miss
20	KR	LaDarrius Bishop	Georgia Southern	20	KR	LaDarrius Bishop	Georgia Southern
20	Rush	Trelon Smith	Rice	20	Rush	Trelon Smith	Rice
20	Pass	KJ Jefferson to Treyton Burks	Texas	20	Pass	KJ Jefferson to Treyton Burks	Texas

\* touchdown scored on play

LONG PLAYS BREAKDOWN

BY YARDS

Yards	No.	TD
100+	0	0
90-99	1	1
80-89	2	2
70-79	0	0
60-69	2	2
50-59	2	1
40-49	14	3
30-39	16	5
20-29	34	3
TOTAL	71	17

BY TYPE

Type	No.	TD
Rushing	21	4
Passing	39	12
Punt returns	4	1
Kick returns	5	0
Interceptions	2	0
Fumble returns	0	0
Other	0	0
TOTAL	71	17

BY PLAYER

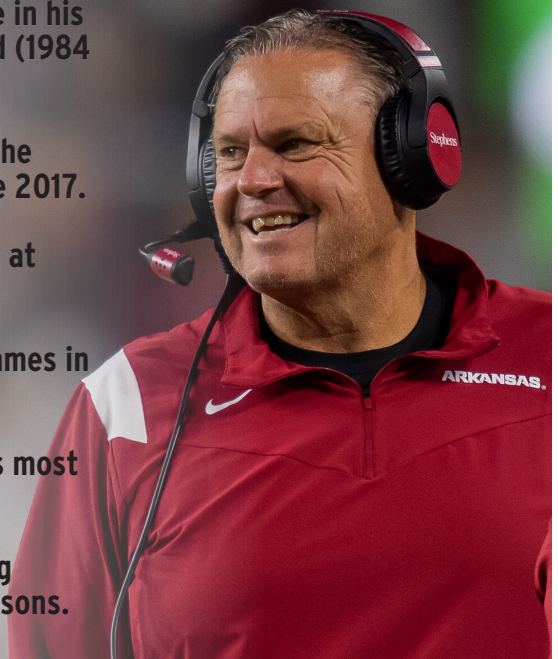
Player	No.	TD	R	P	KR	PR	IR	FR
Reid Bauer	1	0	1	0	0	0	0	0
LaDarrius Bishop	3	0	0	0	3	0	0	0
Treyton Burks	22	8	2	20	0	0	0	0
Jalen Catalon	2	0	0	0	0	2	0	0
AJ Green	5	2	1	2	0	0	0	0
Malik Hornsby	1	0	1	0	0	0	0	0
Ketron Jackson Jr.	2	1	0	2	0	0	0	0
KJ Jefferson	7	1	4	3	0	0	0	0
Dominique Johnson	5	1	4	1	0	0	0	0
Blake Kern	2	1	0	2	0	0	0	0
Tyson Morris	2	0	0	2	0	0	0	0
Nathan Parodi	2	1	0	0	0	2	0	0
Raheim Sanders	5	1	4	2	0	0	0	0
Trelon Smith	3	0	3	0	0	0	0	0
Bryce Stephens	2	0	0	0	0	2	0	0
Warren Thompson	4	1	0	4	0	0	0	0
De'Vion Warren	4	0	1	3	0	0	0	0
TOTAL	71	17	21	39	5	4	2	0

NEED TO KNOW INFO

Opponent	Captains	Length	Coin Toss	Kick/Receive	Helmet/Jersey/Pants	Attendance	1st Poss.	Opp. 1st Poss.	Result
Rice	Morgan*, Catalon, Cunningham, Jefferson, Foucha	3:33	RICE	KICK	Cardinal/Cardinal/White	64,065	PUNT	PUNT	W, 38-17
Texas	Morgan, Catalon*, Cunningham, Jefferson, Foucha	3:11	TEXAS	KICK	Cardinal/Cardinal/White	74,531	PUNT	PUNT	W, 40-21
Georgia Southern	Morgan, Catalon, Cunningham*, Jefferson, Foucha	3:11	ARKANSAS	KICK	Cardinal/Cardinal/White	66,311	TD	PUNT	W, 45-10
vs. Texas A&M	Morgan, Catalon, Cunningham, Jefferson*, Foucha	3:31	ARKANSAS	KICK	Cardinal/Cardinal/White	57,992	FG	PUNT	W, 20-10
at Georgia	Morgan, Catalon, Cunningham, Jefferson, Foucha*	3:05	ARKANSAS	KICK	Cardinal/White/White	92,746	PUNT	TD	L, 37-0
at Ole Miss	Morgan, Catalon, Cunningham, Jefferson*, Foucha	3:41	ARKANSAS	RECEIVE	Cardinal/White/White	60,256	PUNT	PUNT	L, 52-51
Auburn	Morgan*, Catalon, Cunningham, Jefferson, Foucha	3:12	AUBURN	RECEIVE	Cardinal/Cardinal/White	73,370	FG	TD	L, 38-23
UAPB	Morgan, Cunningham, Jefferson*, Foucha	3:03	UAPB	KICK	Cardinal/Cardinal/White	42,576	TD	PUNT	W, 45-3
Mississippi State	Morgan, Catalon, Cunningham, Jefferson, Foucha	3:30	ARKANSAS	RECEIVE	Cardinal/Cardinal/White	68,818	PUNT	PUNT	W, 31-28
at LSU	Morgan, Cunningham, Jefferson, Foucha	3:27	ARKANSAS	KICK	Cardinal/Cardinal/White	98,772	FG	PUNT	W, 16-13 (OT)
at Alabama	Morgan, Cunningham, Jefferson, Foucha	3:27	ALABAMA	KICK	Cardinal/White/White	98,323	PUNT	DOWN	L, 42-35
Missouri	Morgan, Cunningham, Jefferson, Foucha	3:09	ARKANSAS	KICK	Cardinal/Cardinal/White	67,320	FG	PUNT	W, 34-17

# HEAD COACH SAM PITTMAN

- Fifth Arkansas head coach to lead the Razorbacks to a bowl game in his first two seasons, joining Houston Nutt (1998 & 1999), Ken Hatfield (1984 & 1985), Lou Holtz (1977 & 1978) and John Barnhill (1946 & 1947).
- Led Arkansas to three SEC wins in his first year as head coach - the Hogs' most conference wins since 2016 and most wins overall since 2017.
- Snapped the program's 20-game SEC losing streak with a victory at No. 16 Mississippi State in just the team's second game of 2020.
- First first-year Arkansas head coach to win three or more SEC games in his first season since Houston Nutt won six in 1998.
- Guided Arkansas to eight regular-season wins in 2021, the team's most victories in a regular season since the 2011 campaign.
- One of 14 SEC coaches in history to take over a team with a losing record and lead it to the Top 10 in the AP Poll in their first two seasons.



Sam Pittman, one of the nation's premier recruiters, was named the 34th head coach in Razorback history prior to the 2020 season and has led one of the most remarkable program turnarounds in college football since taking the helm.

Preaching belief, it did not take long for Pittman to make the state proud. After restoring belief in his first season as the head coach, Pittman has pushed the program back onto the national scene in his second year. The Razorbacks have won eight games in 2021 after winning eight total in the three seasons prior to Pittman's return to The Hill. The Hogs started the season 4-0 and rose to No. 8 in the Associated Press poll early in the season - the team's highest ranking since 2011 - and later set a program first by being ranked in consecutive College Football Playoff rankings after the Razorbacks beat No. 17 Mississippi State. For the first time in history the Hogs also captured all three of the program's trophy games, beating No. 7 Texas A&M in the Southwest Classic, winning at LSU to recapture the Golden Boot and topping Missouri in the season finale to earn the Battle Line Rivalry trophy. Pittman and the Razorbacks enter the postseason with eight wins - the most regular season victories at Arkansas since 2011.

Under the first-year head coach, Arkansas compiled a 3-7 record against an ultra-challenging SEC-only schedule in a season marred by the COVID-19 pandemic. In week two, the Razorbacks defeated No. 16 Mississippi State on the road, 21-14, snapping a 20-game SEC losing streak and claiming their first win against a ranked team since November 2016. Pittman oversaw immediate change on both sides of the ball with the offense averaging 51 more total yards per game and the defense forcing seven more interceptions than the 2019 team. Linebacker Grant Morgan earned Walter Camp second-team All-America honors, becoming the 16th Razorback in program history to earn the nod from the nation's oldest All-America team. Pittman guided the Razorbacks to their 43rd all-time bowl berth, becoming the fifth coach in school history to lead the team to a bowl in his first season and first since Houston Nutt in 1998 (Florida Citrus Bowl). The 2020 Texas Bowl, however, was canceled due to COVID-19 issues within TCU's program.

The Oklahoma native has coached at seven different Power 5 schools during his 32 years of coaching, including Oklahoma, Missouri, Kansas, North Carolina and Tennessee. With a wealth of experience, Pittman is widely regarded as one of the nation's best offensive line coaches and recruiters. He has coached 15 players that have been selected in the NFL Draft since 2013, including first round picks Andrew Thomas (4th in 2020), Isaiah Wilson (29th in 2020), Frank Ragnow (20th in 2018), Isaiah Wynn (23rd overall in 2018), Ja'Wuan James (19th overall in 2014) and Jonathan Cooper (7th overall in 2013). Overall, Pittman has coached seven offensive linemen that were selected in the first round of the NFL Draft, including Stockar McDougle (20th overall in 2000). Travis Swanson also became the highest drafted Razorback center in school history when he was picked 76th overall in 2014.

Pittman arrived in Athens in 2016 as the offensive line coach as part of Kirby Smart's first staff. In his four seasons with the Bulldogs, Pittman helped Georgia to unprecedented success including three-straight Southeastern Conference Eastern Division titles. In 2019, the Bulldogs' rushing attack has been led by D'Andre Swift, who finished fourth in the league with 1,216 yards just ahead of Arkansas' Rakeem Boyd (1,133). The 2017 Bulldogs were a special team, winning 13 games, the SEC championship and making the school's first-ever College Football Playoff appearance - a win over Oklahoma in the Rose Bowl. Georgia's offense that year was the best in the SEC and ninth nationally in rushing, led by Nick Chubb and Sony Michel. During his four seasons in Athens, he was part of a staff that produced four Top 10 recruiting classes, including the nation's No. 1 class in 2018.

An original member of Bret Bielema's staff at Arkansas in 2013, Pittman helped build the Razorbacks' offensive line into one of the best in the league. He quickly made an impact, helping Travis Swanson earn first-team All-America honors and be a Rimington Trophy finalist in 2013. His first two offensive lines at Arkansas led the SEC in sacks allowed per game and his offensive line in 2014 paved the way for two 1,000-yard rushers in Jonathan Williams and Alex Collins. That OL also averaged 328.4 pounds per player as the largest offensive line in the FBS and NFL that season. In Pittman's final year in Fayetteville his offensive line contributed to an offense that finished second in the SEC in total offense (456.8 ypg), second in scoring (40.2 ppg) and third in passing offense (264.2 ypg). During his tenure with the Razorbacks, Pittman mentored some of the best offensive linemen at Arkansas in recent memory, including Swanson, Sebastian Tretola, Dan Skipper and Frank Ragnow.

Pittman's coaching career began in 1987 as the head coach at Princeton (Mo.) HS. He coached at Hutchinson (Kan.) CC for three seasons, including the final two as the head coach, before getting his first FBS opportunity at Northern Illinois in 1994. He later returned to NIU to help the Huskies to a pair of division championships and two bowl games. Pittman got his first experience in the SEC in 2012 when he joined the staff at Tennessee.

Pittman played defensive end at Pittsburg State, where he was a first-team NAIA All-American and twice earned all-conference recognition. He graduated with a bachelor's degree in 1986 and was inducted into the PSU Athletics Hall of Fame in 1998. He is married to his wife, Jamie.

## COACHING HISTORY

2020-pres.	Arkansas Head Coach
2019	Georgia Associate Head Coach/OL
2016-18	Georgia Offensive Line
2013-15	Arkansas Asst. HC/OL/Recruiting Coord.
2012	Tennessee Offensive Line
2011	North Carolina Associate Head Coach/OL
2007-10	North Carolina Offensive Line
2004-06	Northern Illinois Assistant Head Coach/OL
2003	Northern Illinois Offensive Line
2001	Kansas Offensive Line
2000	Missouri Offensive Line
1999	Western Michigan Assistant Coach
1997-98	Oklahoma Offensive Line
1996	Cincinnati Offensive Tackles/Tight Ends
1994-95	Northern Illinois Offensive Line
1992-93	Hutchinson (Kan.) CC Head Coach
1991	Hutchinson (Kan.) CC Offensive Line
1989-90	Trenton (Mo.) HS Head Coach
1987-88	Princeton (Mo.) HS Head Coach
1986	Beggs (Okla.) HS Assistant Coach
1984-85	Pittsburg State (Kan.) Student Assistant Coach

# OUTBACK BOWL: PENN STATE

## GAME-BY-GAME BREAKDOWN

GAME	FINAL SCORE	SCORE BY QUARTER					FIRST DOWNS					RUSHING			PASSING			OFFENSE		PUNTING	FUMBLES	PENALTY	THIRD	TOTAL
		1	2	3	4	OT	RU	PA	PN	TOT	ATT	YDS	TD	C-A-I	YDS	TD	ATT	YDS	NO-NET	AVG	NO-LOST	NO-YDS	DOWN	TOP
Rice	17	0	10	7	0	-	1	12	6	19	39	81	1	17-35-3	227	1	74	308	6-34.3	1-0	10-60	4-15	33:54	
Arkansas	38	7	0	10	21	-	12	4	2	18	44	245	4	12-21-1	128	1	65	373	6-28.5	2-0	13-117	3-11	26:06	
Texas	21	0	0	7	14	-	6	7	2	15	41	138	3	13-23-0	118	0	64	256	6-38.2	2-2	4-20	4-13	28:57	
Arkansas	40	3	13	17	7	-	16	5	0	21	47	333	4	14-19-1	138	0	66	471	2-40.0	1-0	4-40	5-12	31:03	
Ga. Southern	10	0	10	0	0	-	5	3	3	11	35	152	1	13-28-0	81	0	63	233	10-44.7	2-0	8-50	5-18	26:54	
Arkansas	45	14	10	14	7	-	13	12	2	27	48	269	3	14-25-0	364	3	73	633	5-43.4	0-0	9-93	7-15	33:06	
Texas A&M	10	0	3	7	0	-	6	7	2	15	23	121	1	20-36-1	151	0	59	272	8-42.9	0-0	11-75	4-14	29:10	
Arkansas	20	10	7	0	3	-	13	6	1	20	49	197	0	9-19-0	246	0	68	443	6-40.0	0-0	10-65	3-13	30:50	
Georgia	37	21	3	3	10	-	16	3	3	22	56	273	3	7-11-0	72	0	67	345	2-87	0-0	6-40	4-12	36:01	
Arkansas	0	0	0	0	0	-	6	2	1	9	29	75	0	10-16-0	87	0	45	162	8-37.2	0-0	13-101	3-12	23:28	
Ole Miss	52	0	21	10	21	-	14	8	0	22	49	324	5	14-21-0	287	2	70	611	3-42.7	0-0	8-75	5-14	24:25	
Arkansas	51	7	7	17	20	-	22	14	3	39	58	350	4	25-35-1	326	3	93	676	2-30.0	3-1	4-25	7-13	35:35	
Auburn	38	7	7	14	10	-	6	12	2	20	35	135	2	21-26-1	292	2	61	427	4-41.8	0-0	6-49	4-10	30:03	
Arkansas	23	3	7	13	0	-	12	15	2	29	54	232	1	21-35-0	228	2	89	460	3-35.0	1-1	4-41	10-19	29:57	
UAPB	3	0	0	0	3	-	6	4	3	13	37	111	0	8-22-2	112	0	59	223	8-24.6	0-0	4-30	1-14	36:18	
Arkansas	45	17	28	0	0	-	15	9	1	25	41	291	1	11-22-0	213	4	63	504	3-40.7	4-2	9-76	2-9	23:42	
Miss. State	28	0	7	7	14	-	5	20	3	28	26	69	0	36-48-1	417	4	74	486	2-40.0	0-0	10-77	6-12	32:14	
Arkansas	31	10	3	3	15	-	10	10	3	23	45	202	2	19-25-0	191	1	70	393	2-41.5	0-0	11-84	6-13	27:46	
LSU	13	3	7	0	3	0	9	9	2	20	42	108	0	21-37-2	200	1	79	308	6-36.8	3-1	5-34	6-18	32:40	
Arkansas	16	3	0	10	0	3	8	4	1	13	40	141	0	18-26-0	142	1	66	283	8-35.0	2-0	9-63	3-16	27:20	
Alabama	42	3	21	10	8	-	9	20	0	29	36	112	0	31-40-0	559	5	76	671	1-32.0	2-1	5-45	6-11	30:30	
Arkansas	35	0	14	7	14	-	7	13	1	21	42	110	4	23-31-0	358	4	73	468	6-44.8	2-1	6-25	7-16	29:30	
Missouri	17	0	6	3	8	-	12	5	2	19	49	246	1	11-27-1	70	0	76	316	7-35.7	0-0	4-51	7-19	35:11	
Arkansas	34	3	7	14	10	-	7	7	0	14	33	163	3	15-20-0	262	1	53	425	5-45.8	1-1	6-55	4-11	24:49	

## AP POLL

As of Nov. 28, 2021

Rank	Team	Record	Points	Previous
1	Georgia (62)	12-0	1,550	1
2	Michigan	11-1	1,449	6
3	Cincinnati	12-0	1,422	4
4	Alabama	11-1	1,388	3
5	Oklahoma State	11-1	1,291	7
6	Notre Dame	11-1	1,264	5
7	Ohio State	10-2	1,147	2
8	Ole Miss	10-2	1,105	8
9	Baylor	10-2	1,066	9
10	Oregon	10-2	932	11
11	Michigan State	10-2	877	12
12	BYU	10-2	839	13
13	Oklahoma	10-2	837	10
14	Utah	9-3	667	13
15	Iowa	10-2	662	17
16	Houston	11-1	603	19
17	Pitt	10-2	589	20
18	Wake Forest	10-2	485	21
19	San Diego State	11-1	416	22
20	Louisiana	11-1	317	23
21	NC State	9-3	310	24
22	Clemson	9-3	269	NR
23	Arkansas	8-4	214	25
24	Texas A&M	8-4	117	14
25	Kentucky	9-3	82	NR

Others receiving votes: Wisconsin 68, UTSA 58, Appalachian State 50, Minnesota 37, Purdue 21, Mississippi State 7, Penn State 5, Army 5, Fresno State 1

## AMWAY COACHES POLL

As of Nov. 28, 2021

Rank	Team	Record	Points	Previous
1	Georgia (62)	12-0	1,550	1
2	Alabama	11-1	1,440	2
3	Michigan	11-1	1,408	6
4	Cincinnati	12-0	1,399	4
5	Oklahoma State	11-1	1,285	7
6	Notre Dame	11-1	1,250	5
7	Ohio State	10-2	1,133	3
8	Ole Miss	10-2	1,097	8
9	Baylor	10-2	1,046	10
10	Oregon	10-2	932	11
11	Oklahoma	10-2	851	9
12	Iowa	10-2	845	12
13	Michigan State	10-2	840	13
14	BYU	10-2	741	15
15	Pitt	10-2	640	17
16	Houston	11-1	607	16
17	Utah	9-3	596	19
18	Wake Forest	10-2	531	21
19	San Diego State	11-1	396	22
20	NC State	9-3	334	24
21	Louisiana	11-1	268	23
22	Kentucky	9-3	226	25
23	Texas A&M	8-4	202	14
24	Clemson	9-3	170	NR
25	Arkansas	8-4	128	NR

Others receiving votes: Wisconsin 100; Texas-San Antonio 36; Appalachian State 30; Air Force 16; Minnesota 13; Purdue 11; Utah State 8; Coastal Carolina 8; Penn State 5; UCLA 3; Fresno State 3; Mississippi State 2

## GAME-BY-GAME LEADERS

Opponent	Rushes	Rush Yards	Catches	Receiving Yards	Tackles	Tackles-For-Loss	Sacks
Rice	22, Trelon Smith	102, Trelon Smith	5, Trelon Burks	42, Burks, Morris	14, Bumper Pool	1.5, Bumper Pool	1.0, Isaiah Nichols
Texas	12, Trelon Smith	75, Trelon Smith	5, Trelon Burks	45, Tyson Morris	15, Hayden Henry	2.5, Henry, Morgan	1.0, Ridgeway, Williams
Georgia Southern	10, Raheim Sanders	72, Dominique Johnson	3, Burks, Warren	127, Trelon Burks	9, Jalen Catalon	2.0, Tre Williams	1.5, Tre Williams
vs. Texas A&M	17, Trelon Smith	82, Trelon Smith	6, Trelon Burks	167, Trelon Burks	8, Bumper Pool	2.0, Hay, Henry, T. Williams	2.0, Tre Williams
at Georgia	8, KJ Jefferson	28, AJ Green	3, Trelon Burks	22, Raheim Sanders	12, Grant Morgan	1.0, Four Players	----
at Ole Miss	20, KJ Jefferson	139, Raheim Sanders	7, Trelon Burks	136, Trelon Burks	13, Grant Morgan	1.5, Pool, Foucha	----
Auburn	18, KJ Jefferson	66, KJ Jefferson	9, Trelon Burks	109, Trelon Burks	8, Three players	1.0, Morgan and Henry	----
UAPB	9, Sanders, Green	91, Dominique Johnson	4, Trelon Burks	89, Trelon Burks	8, Bumper Pool	1.5, Williams, Foucha	1.0, Williams, Parker
Mississippi State	17, Dominique Johnson	107, Dominique Johnson	6, Trelon Burks	82, Trelon Burks	10, Bumper Pool	2.0, Tre Williams	2.0, Tre Williams
at LSU	15, Jefferson, Johnson	41, KJ Jefferson	4, Trelon Burks	40, Dominique Johnson	13, Bumper Pool	2.0, Bumper Pool	1.0, Henry, Ridgeway
at Alabama	13, KJ Jefferson	42, Trelon Smith	8, Trelon Burks	179, Trelon Burks	11, Grant Morgan	2.0, Eric Gregory	1.0, Four players
Missouri	8, Raheim Sanders	58, KJ Jefferson	7, Trelon Burks	129, Trelon Burks	13, Bumper Pool	1.0, Hay, Henry, Clark	----



**DEPTH CHART**

**OFFENSE**

<b>WR</b>	<b>84</b>	<b>Warren Thompson</b>	<b>R-Jr. // 6-3 // 201</b>
	14	Bryce Stephens	Fr. // 6-0 // 180
<b>WR</b>	<b>10</b>	<b>De'Vion Warren</b>	<b>*Sr. // 5-10 // 195</b>
	11	Jaquayln Crawford	R-Jr. // 5-10 // 175
<b>LT</b>	<b>76</b>	<b>Myron Cunningham</b>	<b>*R-Sr. // 6-6 // 325</b>
	70	Luke Jones	R-Jr. // 6-5 // 310
<b>LG</b>	<b>62</b>	<b>Brady Latham</b>	<b>R-So. // 6-5 // 305</b>
	70	Luke Jones	R-Jr. // 6-5 // 310
<b>C</b>	<b>51</b>	<b>Ricky Stromberg</b>	<b>Jr. // 6-4 // 310</b>
	57	Shane Clenin	R-Sr. // 6-6 // 325
<b>RG</b>	<b>55</b>	<b>Beaux Limmer</b>	<b>R-So. // 6-5 // 300</b>
	66	Ty Clary	*Sr. // 6-4 // 315
<b>RT</b>	<b>78</b>	<b>Dalton Wagner</b>	<b>R-Sr. // 6-9 // 330</b>
	53	Ty'Kieast Crawford	So. // 6-5 // 350
<b>QB</b>	<b>1</b>	<b>KJ Jefferson</b>	<b>R-So. // 6-3 // 245</b>
	4	Malik Hornsby	R-Fr. // 6-2 // 180
<b>RB</b>	<b>20</b>	<b>Dominique Johnson</b>	<b>So. // 6-1 // 240</b>
	22	Trelon Smith	R-Sr. // 5-9 // 190
-OR-	5	Raheim Sanders	Fr. // 6-2 // 225
<b>TE</b>	<b>87</b>	<b>Blake Kern</b>	<b>*R-Sr. // 6-4 // 265</b>
	82	Hudson Henry	R-So. // 6-5 // 255
-OR-	7	Trey Knox	6-5 // 215 // Jr.
<b>WR</b>	<b>19</b>	<b>Tyson Morris</b>	<b>*R-Sr. // 6-1 // 205</b>
	2	Ketron Jackson Jr.	Fr. // 6-2 // 205

**DEFENSE**

<b>JACK</b>	<b>56</b>	<b>Zach Williams</b>	<b>Jr. // 6-4 // 255</b>
	11	Mataio Soli	Jr. // 6-4 // 240
<b>DT</b>	<b>99</b>	<b>John Ridgeway</b>	<b>R-Sr. // 6-6 // 320</b>
	93	Isaiah Nichols	R-Jr. // 6-3 // 300
<b>DT</b>	<b>0</b>	<b>Markell Utsey</b>	<b>*R-Sr. // 6-4 // 290</b>
	50	Eric Gregory	R-So. // 6-4 // 295
<b>DE</b>	<b>58</b>	<b>Jashaud Stewart</b>	<b>So. // 6-2 // 240</b>
	37	Eric Thomas Jr.	So. // 6-3 // 245
<b>WILL</b>	<b>27</b>	<b>Hayden Henry</b>	<b>*Sr. // 6-2 // 225</b>
	10	Bumper Pool	Sr. // 6-2 // 230
<b>MIKE</b>	<b>31</b>	<b>Grant Morgan</b>	<b>*R-Sr. // 5-11 // 235</b>
	28	Andrew Parker	R-Jr. // 6-2 // 245
<b>CB</b>	<b>24</b>	<b>LaDarrius Bishop</b>	<b>R-Jr. // 6-0 // 190</b>
<b>-OR-</b>	<b>17</b>	<b>Hudson Clark</b>	<b>R-So. // 6-2 // 180</b>
<b>S</b>	<b>2</b>	<b>Myles Slusher</b>	<b>So. // 6-0 // 185</b>
	4	Malik Chavis	R-So. // 6-2 // 195
<b>S</b>	<b>7</b>	<b>Joe Foucha</b>	<b>Sr. // 5-11 // 205</b>
	15	Simeon Blair	R-Jr. // 5-10 // 210
<b>CB</b>	<b>21</b>	<b>Montaric Brown</b>	<b>R-Sr. // 6-0 // 190</b>
	23	Devin Bush	R-So. // 6-0 // 200
<b>NB</b>	<b>9</b>	<b>Greg Brooks Jr.</b>	<b>Jr. // 5-11 // 185</b>
<b>-OR-</b>	<b>8</b>	<b>Jayden Johnson</b>	<b>Fr. // 6-2 // 220</b>
	18	Trent Gordon	R-Jr. // 5-11 // 190

**SPECIAL TEAMS**

<b>K</b>	<b>29</b>	<b>Cam Little</b>	<b>Fr. // 6-2 // 185</b>	<b>H</b>	<b>30</b>	<b>Reid Bauer</b>	<b>R-Jr. // 5-11 // 200</b>
<b>P</b>	<b>30</b>	<b>Reid Bauer</b>	<b>R-Jr. // 5-11 // 200</b>	<b>KR</b>	<b>14</b>	<b>Nathan Parodi</b>	<b>R-Jr. // 5-9 // 175</b>
	42	Sam Loy	*R-Sr. // 6-1 // 195	<b>-OR-</b>	<b>0</b>	<b>AJ Green</b>	<b>Fr. // 5-11 // 200</b>
<b>LS</b>	<b>48</b>	<b>Jordan Silver</b>	<b>R-Sr. // 6-1 // 235</b>		5	Raheim Sanders	Fr. // 6-2 // 225
	46	Francisco Castro	Fr. // 6-1 // 210	<b>PR</b>	<b>14</b>	<b>Nathan Parodi</b>	<b>R-Jr. // 5-9 // 175</b>
-OR-	52	John Oehrlein	R-So. // 6-1 // 240		9	Greg Brooks	Jr. // 5-11 // 185



GAME-BY-GAME OFFENSIVE STARTERS

Opponent	LT	LG	C	RG	RT	TE	TE/WR	QB	RB	WR	WR
Rice	Cunningham	Latham	Stromberg	Clary	Wagner	Kern	Warren	Jefferson	T. Smith	Burks	Morris
Texas	Cunningham	Latham	Stromberg	Clary	Wagner	Kern	Warren	Jefferson	T. Smith	Burks	Morris
Ga. Southern	Cunningham	Latham	Stromberg	Limmer	Wagner	Kern	Warren	Jefferson	T. Smith	Burks	Morris
Texas A&M	Cunningham	Latham	Stromberg	Limmer	Wagner	Kern	Warren	Jefferson	T. Smith	Burks	Morris
at Georgia	Cunningham	Latham	Stromberg	Limmer	Wagner	Kern	Warren	Jefferson	T. Smith	Burks	Morris
at Ole Miss	Cunningham	Latham	Stromberg	Limmer	Clary	Kern	Warren	Jefferson	T. Smith	Burks	Morris
Auburn	Cunningham	Latham	Stromberg	Limmer	Clary	Kern	W. Thompson	Jefferson	D. Johnson	Burks	Morris
UAPB	Cunningham	Latham	Stromberg	Limmer	Clary	Kern	W. Thompson	Jefferson	T. Smith	Burks	Morris
Mississippi State	Cunningham	Latham	Stromberg	Limmer	Wagner	Kern	Warren	Jefferson	D. Johnson	Burks	Morris
at LSU	Cunningham	Latham	Stromberg	Limmer	Wagner	Kern	Warren	Jefferson	D. Johnson	Burks	Morris
at Alabama	Cunningham	Latham	Stromberg	Limmer	Wagner	Kern	Warren	Jefferson	D. Johnson	Burks	Morris
Missouri	Cunningham	Latham	Stromberg	Limmer	Wagner	Kern	Warren	Jefferson	D. Johnson	Burks	Morris

GAME-BY-GAME DEFENSIVE STARTERS

Opponent	JACK	DT	DT	DE	WILL	MIKE	CB	S	S	CB	NB	DIME
Rice	Gerald	Nichols	Utsey	T. Williams	Pool	Morgan	Bishop	J. Catalon	Foucha	Brown	Brooks Jr.	-
Texas	T. Williams	Nichols	--	Utsey	Hay. Henry	Morgan	Bishop	J. Catalon	Foucha	Brown	Brooks Jr.	Blair
Ga. Southern	T. Williams	Nichols	Ridgeway	Utsey	Hay. Henry	Morgan	Bishop	J. Catalon	Foucha	Brown	Brooks Jr.	-
Texas A&M	T. Williams	--	Ridgeway	Utsey	Hay. Henry	Morgan	Bishop	J. Catalon	Foucha	Brown	Brooks Jr.	Blair
at Georgia	T. Williams	--	Ridgeway	Utsey	Hay. Henry	Morgan	Bishop	J. Catalon	Foucha	Brown	Brooks Jr.	Blair
at Ole Miss	T. Williams	--	Ridgeway	Utsey	Hay. Henry	Morgan	Bishop	J. Catalon	Foucha	Brown	Brooks Jr.	Blair
Auburn	T. Williams	Nichols	Ridgeway	Gregory	Hay. Henry	Morgan	Clark	Slusher	Foucha	Brown	Brooks Jr.	--
UAPB	T. Williams	--	Ridgeway	Stewart	Hay. Henry	Morgan	Bishop	Slusher	Foucha	Brown	J. Johnson	Chavis
Mississippi State	T. Williams	--	Ridgeway	Utsey	Hay. Henry	Morgan	Bishop	Slusher	Foucha	Brown	J. Johnson	Chavis
at LSU	T. Williams	Gregory	Ridgeway	Utsey	Hay. Henry	Morgan	Clark	Slusher	Foucha	Brown	J. Johnson	--
at Alabama	T. Williams	--	Ridgeway	Utsey	Hay. Henry	Morgan	Bishop	Slusher	Foucha	Brown	Brooks Jr.	Blair
Missouri	T. Williams	--	Ridgeway	Utsey	Hay. Henry	Morgan	Clark	Slusher	Foucha	Brown	Brooks Jr.	Blair

CAREER STARTS

OFFENSE	2021	2020	2019	2018	2017	TOT	CONS	DEFENSE	2021	2020	2019	2018	2017	TOT	CONS
Ty Clary, OL, *R-Sr.	5	7	12	11	4	39	-	John Ridgeway, DL, R-Sr.	10	4	15	10	-	39	10
Myron Cunningham, OL, *R-Sr.	12	10	10	-	-	32	27	Montaric Brown, DB, R-Sr.	12	7	10	3	-	35	18
Ricky Stromberg, OL, Jr.	12	8	11	-	-	31	12	Joe Foucha, DB, Sr.	12	8	12	1	-	33	20
Treyton Burks, WR, Jr.	12	9	9	-	-	30	19	Tre Williams, DL, *R-Sr.	12	4	8	6	0	30	12
Dalton Wagner, OL, R-Sr.	9	5	12	1	-	27	4	Greg Brooks Jr., DB, Jr.	9	8	12	-	-	29	2
Brady Latham, OL, R-So.	12	10	0	-	-	22	22	Bumper Pool, LB, Sr.	1	9	12	4	-	26	-
Trey Knox, WR, Jr.	0	6	11	-	-	17	-	Markel Utsey, DL, *R-Sr.	10	8	0	0	6	24	4
Blake Kern, TE, *R-Sr.	12	5	0	0	0	17	14	Grant Morgan, LB, *R-Sr.	12	9	0	0	0	21	12
De'Vion Warren, WR, Sr.	10	6	0	0	0	16	4	Jalen Catalon, DB, R-So.	6	9	0	-	-	15	-
Beaux Limmer, OL, R-So.	10	6	0	-	-	16	10	Hayden Henry, LB, *Sr.	11	3	-	1	-	15	11
K.J. Jefferson, QB, R-So.	12	1	1	-	-	14	12	Mataio Soli, DL, Jr.	0	1	11	-	-	12	-
Tyson, Morris, WR, *R-Sr.	12	0	0	0	0	12	12	Isaiah Nichols, DL, R-Jr.	4	7	0	-	-	12	-
Trelon Smith, RB, R-Sr.	7	4	-	0	0	11	-	LaDarius Bishop, DB, R-Jr.	9	1	3	-	-	11	-
Hudson Henry, TE, R-So.	0	5	-	-	-	5	-	Hudson Clark, DB, R-So.	3	7	-	-	-	10	1
Warren Thompson, WR, R-Jr.	2	3	0	0	-	5	-	Eric Gregory, DL, R-So.	2	7	-	-	-	9	-
Dominique Johnson, RB, So.	5	0	-	-	-	5	4	Myles Slusher, DB, So.	6	2	-	-	-	8	6
Shane Clenin, OL, R-Sr.	0	0	1	1	-	2	-	Simeon Blair, DB, R-Jr.	6	2	0	-	-	7	2
John Stephen Jones, QB, R-Jr.	0	-	1	-	-	1	-	Dorian Gerald, DL, *R-Sr.	1	1	2	2	-	5	-
								Zach Williams, DL, Jr.	0	4	0	-	-	4	-
								Jayden Johnson, DB, Fr.	3	-	-	-	-	3	-
								Malik Chavis, DB, R-So.	2	0	-	-	-	2	-
								Khari Johnson, DB, So.	0	1	-	-	-	1	-
								Taurean Carter, DL, R-So.	0	1	0	-	-	1	-
								Nick Turner, DB, R-Fr.	0	1	-	-	-	1	-
								Jashaud Stewart, DL, So.	1	0	-	-	-	1	-

EXPERIENCE ANALYSIS

The chart to the right shows Arkansas' offensive and defensive starting lineups over the last 14 years with numbers representing total starts by classes and percentages of total starts for the entire season.

Season	G	SR	JR	SO	FR	UpperCl%
2021	12 (8-4)	148 (56.1%)	54 (20.5%)	59 (22.4%)	3 (0.1%)	202 (76.5%)
2020	10 (3-7)	70 (31.8%)	50 (22.7%)	45 (20.5%)	55 (25.0%)	120 (54.6%)
2019	12 (2-10)	77 (29.2%)	55 (20.8%)	73 (27.7%)	59 (22.4%)	132 (50.0%)
2018	12 (2-10)	103 (39.2%)	86 (32.7%)	44 (16.7%)	30 (11.4%)	189 (71.2%)
2017	12 (4-8)	66 (25.0%)	108 (40.1%)	65 (24.6%)	25 (9.5%)	174 (65.9%)
2016	13 (7-6)	114 (39.9%)	82 (28.7%)	70 (24.5%)	20 (6.9%)	196 (68.5%)
2015	13 (8-5)	67 (23.4%)	143 (50.0%)	58 (20.3%)	18 (6.3%)	210 (73.4%)
2014	13 (7-6)	92 (32.2%)	72 (25.2%)	89 (31.1%)	33 (11.5%)	164 (57.3%)
2013	12 (3-9)	107 (40.5%)	59 (22.3%)	57 (21.6%)	41 (15.5%)	166 (66.7%)
2012	12 (4-8)	99 (37.5%)	87 (33.0%)	31 (11.7%)	46 (17.4%)	186 (70.5%)
2011	13 (11-2)	110 (38.5%)	97 (33.9%)	65 (22.7%)	14 (4.9%)	207 (72.4%)
2010	13 (10-3)	102 (35.7%)	107 (37.4%)	44 (15.4%)	33 (11.5%)	209 (73.1%)
2009	13 (8-5)	74 (25.9%)	83 (29.0%)	115 (40.2%)	14 (4.9%)	157 (54.9%)
2008	12 (5-7)	58 (22.0%)	64 (24.2%)	65 (24.6%)	77 (29.2%)	112 (46.2%)

# OUTBACK BOWL: PENN STATE

## ARKANSAS INDIVIDUAL SEASON-HIGHS

Rush Attempts	22	Trelon Smith, 9/4 vs. Rice
Yards Rushing	139	Raheim Sanders, 10/9 at Ole Miss
TD Rushes	3	KJ Jefferson, 10/9 at Ole Miss
Long Rush	49	2x, last KJ Jefferson, 11/26 vs. Missouri
Pass Attempts	35	2x, last KJ Jefferson, 10/16 vs. Auburn
Pass Completions	25	KJ Jefferson, 10/9 at Ole Miss
Yards Passing	366	KJ Jefferson, 9/18 vs. Georgia Southern
TD Passes	4	KJ Jefferson, 10/23 vs. UAPB
Long Pass	91	KJ Jefferson, 9/18 vs. Georgia Southern
Receptions	9	Treyton Burks, 10/16 vs. Auburn
Yards Receiving	179	Treyton Burks, 11/20 at Alabama
TD Receptions	2	3x, last Treyton Burks, 11/20 at Alabama
Long Reception	91	Treyton Burks, 9/18 vs. Georgia Southern
Field Goals	4	Cam Little, 9/11 vs. Texas
Long Field Goal	51	Cam Little, 11/6 vs. Mississippi State
Punts	7	2x, Reid Bauer, 11/13 at LSU
Punting Avg.	50.3	Reid Bauer, 11/6 vs. Mississippi State
Long Punt	61	Reid Bauer, 11/26 vs. Missouri
Punts Inside 20	3	Reid Bauer, 10/2 at Georgia
Long Punt Return	80	Nathan Parodi, 10/23 vs. UAPB
Long Kickoff Return	42	LaDarrius Bishop, 9/4 vs. Rice
Tackles	15	Hayden Henry, 9/11 vs. Texas
Sacks	2.0	2x, last Tre Williams, 11/6 vs. Miss. State
Tackles For Loss	2.5	Hayden Henry, 9/11 vs. Texas
Interceptions	2	Jalen Catalon, 9/4 vs. Rice

## ARKANSAS TEAM GAME-HIGHS

Rushes	58	10/9 at Ole Miss
Yards Rushing	350	10/9 at Ole Miss
Yards Per Rush	7.1	2x, last 10/23 vs. UAPB
TD Rushes	4	2x, last 9/11 vs. Texas
Pass Attempts	35	2x, last 10/16 vs. Auburn
Pass Completions	25	10/9 at Ole Miss
Yards Passing	364	9/18 vs. Georgia Southern
Yards Per Pass Comp.	26.0	9/18 vs. Georgia Southern
TD Passes	4	2x, last 11/20 at Alabama
Total Plays	93	10/9 at Ole Miss
Total Offense	676	10/9 at Ole Miss
Yards Per Play	8.7	9/18 vs. Georgia Southern
Points	51	10/9 at Ole Miss
Sacks By	4	11/20 at Alabama
First Downs	39	10/9 at Ole Miss
Penalties	13	2x, last 10/2 at Georgia
Penalty Yards	117	9/4 vs. Rice
Turnovers	2	10/23 vs. UAPB
Interceptions By	3	9/4 vs. Rice
Punts	8	2x, last 11/13 at LSU
Punting Avg	50.3	11/6 vs. Mississippi State
Long Punt	61	11/26 vs. Missouri
Punts inside 20	3	10/2 at Georgia

## ARKANSAS' LONGEST PLAYS

Rush	49	KJ Jefferson, 11/26 vs. Missouri
Pass	91	Jefferson to Burks, 9/18 vs. Georgia Southern
Field Goal	51	Cam Little, 11/6 vs. Mississippi State
Punt	61	Reid Bauer, 11/26 vs. Missouri
Punt Return	80	Nathan Parodi, 10/23 vs. UAPB
Kickoff Return	42	LaDarrius Bishop, 9/4 vs. Rice
Interception Return	44	Jalen Catalon, 9/4 vs. Rice
Fumble Return	6	Greg Brooks, Jr., 9/11 vs. Texas

## OPPONENT INDIVIDUAL SEASON-HIGHS

Rush Attempts	41	Tyler Badie, 11/26 vs. Missouri
Yards Rushing	219	Tyler Badie, 11/26 vs. Missouri
TD Rushes	3	Snoop Conner, 10/9 at Ole Miss
Long Rush	76	Justin Tomlin, 9/18 vs. Georgia Southern
Pass Attempts	48	Will Rogers, 11/6 vs. Mississippi State
Pass Completions	36	Will Rogers, 11/6 vs. Mississippi State
Yards Passing	559	Bryce Young, 11/20 at Alabama
TD Passes	5	Bryce Young, 11/20 at Alabama
Long Pass	79	Bryce Young, 11/20 at Alabama
Receptions	10	John Metchie, 11/20 at Alabama
Yards Receiving	190	Jameson Williams, 11/20 at Alabama
TD Receptions	3	Jameson Williams, 11/20 at Alabama
Long Reception	79	Jameson Williams, 11/20 at Alabama
Field Goals	3	2x, last Harrison Mevis, 11/26 vs. Missouri
Long Field Goal	50	Caden Costa, 10/9 at Ole Miss
Punts	10	Anthony Beck, 9/18 vs. Georgia Southern
Punting Avg.	48.0	Anthony Beck, 9/18 vs. Georgia Southern
Long Punt	61	Sean Koetting, 11/26 vs. Missouri
Punts Inside 20	5	Nik Constantinou, 9/25 vs. Texas A&M
Long Punt Return	30	Braylon Sanders, 10/9 at Ole Miss
Long Kickoff Return	33	Jo'quavious Marks, 11/6 vs. Mississippi State
Tackles	15	Zakoby McClain, 10/16 vs. Auburn
Sacks	2.0	Henry To'oTo'o, 11/20 at Alabama
Tackles For Loss	3.5	Will Anderson, Jr., 11/20 at Alabama
Interceptions	1	3x, last Keidron Smith, 10/9 at Ole Miss

## OPPONENT TEAM GAME-HIGHS

Rushes	56	10/2 at Georgia
Yards Rushing	287	10/9 at Ole Miss
Yards Per Rush	6.6	10/9 at Ole Miss
TD Rushes	5	10/9 at Ole Miss
Pass Attempts	48	11/6 vs. Mississippi State
Pass Completions	36	11/6 vs. Mississippi State
Yards Passing	559	11/20 at Alabama
Yards Per Pass Comp.	20.5	10/9 at Ole Miss
TD Passes	5	11/20 at Alabama
Total Plays	79	11/13 at LSU
Total Offense	671	11/20 at Alabama
Yards Per Play	8.8	11/20 at Alabama
Points	52	10/9 at Ole Miss
Sacks By	4	10/2 at Georgia
First Downs	29	11/20 at Alabama
Penalties	11	9/25 vs. Texas A&M
Penalty Yards	77	11/6 vs. Mississippi State
Turnovers	3	2x, 11/13 at LSU
Interceptions By	1	9/4 vs. Rice
Punts	10	9/18 vs. Georgia Southern
Punting Avg	48.0	9/18 vs. Georgia Southern
Long Punt	61	11/26 vs. Missouri
Punts inside 20	5	9/25 vs. Texas A&M

## OPPONENT'S LONGEST PLAYS

Long Rush	76	Justin Tomlin, 9/18 vs. Georgia Southern
Long Pass	79	Jameson Williams, 11/20 at Alabama
Field Goal	50	Caden Costa, 10/9 at Ole Miss
Punt	61	Sean Koetting, 11/26 vs. Missouri
Punt Return	30	Braylon Sanders, 10/9 at Ole Miss
Kickoff Return	33	Jo'quavious Marks, 11/6 vs. Mississippi State
Interception Return	0	Keidron Smith, 10/9 at Ole Miss
Fumble Return	-	-

**THE LAST TIME ARKANSAS . . .**

**RUSHING**

Had 500+ yards rushing . . . . . vs. South Carolina, 2007 (542)  
 Had 400+ yards rushing: . . . . . at Texas Tech, 2014 (438)  
 Had 400+ yards rushing in consecutive games . . . . . at Texas Tech, 2014 (438)  
 . . . . . vs. Nicholls, 2014 (495)  
 Had 300+ yards rushing: . . . . . at Ole Miss, 2021 (350)  
 Had 300+ yards rushing in consecutive games . . . . . at Texas Tech, 2014 (438)  
 . . . . . vs. Nicholls, 2014 (495)  
 Had 300+ yards rushing in three consecutive games . . . . . at Alabama, 2007 (301)  
 . . . . . vs. Kentucky, 2007 (338)  
 . . . . . vs. North Texas, 2007 (446)  
 Had 300+ yards rushing in four consecutive games . . . . . vs. Troy, 2007 (350)  
 . . . . . at Alabama, 2007 (301)  
 . . . . . vs. Kentucky, 2007 (338)  
 . . . . . vs. North Texas, 2007 (446)  
 Had 250+ yards rushing: . . . . . vs. UAPB, 2021 (291)  
 Had 200+ yards rushing: . . . . . vs. Mississippi State, 2021 (202)  
 Had 200+ yards in consecutive games . . . . . vs. UAPB (291) and vs. Mississippi State (202)  
 Had 70+ rushing attempts: . . . . . at Kentucky, 2003 (71)  
 Had 60+ rushing attempts: . . . . . at Texas Tech, 2014 (68)  
 Had 50+ rushing attempts: . . . . . vs. Auburn, 2021 (54)  
 Had 7+ rushing TDs: . . . . . at Texas Tech, 2014 (7)  
 Had 6+ rushing TDs: . . . . . vs. UT Martin, 2015 (6)  
 Had 6+ rushing TDs in consecutive games . . . . . vs. Nicholls, 2014 (6)  
 . . . . . at Texas Tech, 2014 (7)  
 Had 5+ rushing TDs: . . . . . at Mississippi State, 2016 (5)  
 Had 5+ rushing TDs in consecutive games . . . . . vs. Nicholls, 2014 (6)  
 . . . . . at Texas Tech, 2014 (7)  
 Had 4+ rushing TDs: . . . . . at Ole Miss, 2021 (4)  
 Had 4+ rushing TDs in consecutive games . . . . . vs. Rice, 2021 (4) and vs. Texas, 2021 (4)  
 Had 3+ rushing TDs: . . . . . vs. Missouri, 2021 (3)  
 Had 3+ rushing TDs in consecutive games . . . . . vs. Texas, 2021 (4) and Georgia Southern, 2021 (3)  
 Had 3+ rushing TDs in three straight games . . . . . vs. Rice 2021 (4)  
 . . . . . vs. Texas, 2021 (4)  
 . . . . . vs. Georgia Southern, 2021 (3)  
 Had 2+ players with 100 yards rushing: . . . . . at Mississippi State, 2016 (Williams III - 205, Whaley - 112)  
 Had 3+ players with 100 yards rushing: . . . . . vs. North Texas, 2007 (McFadden - 138, Jones - 132, Barnett - 105)

**PASSING**

Had 500+ yards passing: . . . . . vs. Texas A&M, 2011 (510)  
 Had 400+ yards passing: . . . . . vs. Alabama, 2016 (400)  
 Had 300+ yards passing: . . . . . at Alabama, 2021 (358)  
 Had 200+ yards passing: . . . . . vs. Missouri, 2021 (262)  
 Had 50+ pass attempts . . . . . vs. San Jose State, 2019 (50)  
 Had 40+ pass attempts: . . . . . vs. Auburn, 2019 (40)  
 Had 30+ pass attempts: . . . . . at Alabama, 2021 (31)  
 Had 30+ pass completions: . . . . . vs. Mississippi State, 2015 (30)  
 Had 25+ pass completions: . . . . . at Ole Miss, 2021 (25)  
 Had 20+ pass completions: . . . . . at Alabama, 2021 (23)  
 Had fewer than 10 pass completions . . . . . vs. Texas A&M, 2021 (9)  
 Had 7+ passing TDs: . . . . . vs. Mississippi State, 2015 (7)  
 Had 6+ passing TDs: . . . . . vs. Mississippi State, 2015 (7)  
 Had 5+ passing TDs: . . . . . vs. Mississippi State, 2015 (7)  
 Had 4+ passing TDs: . . . . . at Alabama, 2021 (4)  
 Had 3+ passing TDs: . . . . . at Alabama, 2021 (4)  
 Had 5+ passes intercepted . . . . . vs. San Jose State, 2019 (5)  
 Had 4+ passes intercepted: . . . . . vs. San Jose State, 2019 (5)  
 Had 3+ passes intercepted: . . . . . vs. Georgia, 2020 (3)

**RECEIVING**

Had two players with 100 yards receiving: . . . . . at Ole Miss, 2015 (Morgan - 122, Reed - 105)  
 Had 10+ different receivers catch a pass . . . . . at Ole Miss, 2019 (10)  
 Had 9+ different receivers catch a pass . . . . . at LSU, 2021 (9)  
 Had 8+ different receivers catch a pass . . . . . at Alabama, 2021 (8)  
 Had multiple players catch 7+ passes in a game . . . . . vs. Mississippi State, 2015 (2)  
 (Morgan - 7 & Henry - 7)

**COMBINATION OFFENSE**

Had one 300-yard passer and one 100-yard rusher in a game: . . . . . at Ole Miss, 2021  
 (Jefferson - 326 pass & Sanders - 139 rush)  
 Had one 300-yard passer and one 200-yard rusher in a game: . . . . . at Mississippi State, 2016  
 (Allen - 303 pass & Williams III - 205 rush)  
 Had one 100-yard receiver and one 100-yard rusher in a game: . . . . . at Ole Miss, 2021  
 (Treylon Burks - 136 receiving & Raheim Sanders - 139 rush)  
 Had one 100-yard receiver and one 100-yard rusher in consecutive games: . . . . . at Missouri, 2016  
 (Hatcher - 106 receiving & Williams III - 117 rush)  
 Had one 200-yard rusher and one 100-yard receiver in a game: . . . . . vs. South Carolina, 2006  
 (McFadden - 219 rushing & Monk - 192 receiving)  
 Had one 150-yard rusher and one 150-yard receiver in a game: . . . . . at Missouri, 2020  
 (Treylon Smith - 172 rushing & Treylon Burks - 206 receiving)  
 Had four different receivers catch a touchdown pass: . . . . . at Mississippi State, 2015  
 (Sprinkle - 3, Henry - 2, Morgan - 1, Cornelius - 1)  
 Had two 100-yard rushers: . . . . . at Mississippi State, 2015  
 (Williams III - 205 & Whaley - 112)

Had two 100-yard rushers in consecutive games: . . . . . at Texas Tech, 2014 (Collins - 145 & Williams - 212)  
 . . . . . vs. Nicholls, 2014 (Collins - 143 & Williams - 131)  
 Had a 200-yard rusher and a 100-yard rusher in a game: . . . . . at Mississippi State, 2015  
 (Williams III - 205 & Whaley - 112)  
 Had two 150-yard rushers in a game: . . . . . vs. South Carolina, 2007  
 (McFadden - 321 & Jones - 166)  
 Had three 100-yard rushers in a game: . . . . . vs. North Texas, 2007  
 (McFadden - 138, Jones - 132 & Barnett - 105)  
 Had two 100-yard receivers in a game: . . . . . at Ole Miss, 2015  
 (Morgan - 122 & Reed - 105)

**TOTAL OFFENSE**

Had 700+ yards total offense . . . . . vs. North Texas, 2007 (713)  
 Had 600+ yards total offense . . . . . at Alabama, 2021 (671)  
 Had 550+ yards total offense . . . . . at Alabama, 2021 (671)  
 Had 500+ yards total offense . . . . . at Alabama, 2021 (671)  
 Had 400+ yards total offense: . . . . . vs. Missouri, 2021 (425)  
 Had 500+ yards total offense in consecutive games: . . . . . at Mississippi State, 2016 (661)  
 . . . . . at Missouri, 2016 (503)  
 Had 85+ plays total offense . . . . . vs. Auburn, 2021 (89)  
 Had 80+ plays total offense . . . . . vs. Auburn, 2021 (89)  
 Had 75+ plays total offense . . . . . vs. Auburn, 2021 (89)

**SCORING**

Scored 70+ points . . . . . vs. Nicholls, 2014 (73)  
 Scored 60+ points . . . . . vs. UT Martin, 2015 (63)  
 Scored 50+ points . . . . . at Ole Miss, 2021 (51)  
 Scored 40+ points: . . . . . vs. UAPB, 2021 (45)  
 Scored 30+ points . . . . . vs. Missouri, 2021 (34)  
 Scored 40+ points in three consecutive games . . . . . vs. Auburn, 2015 (54)  
 . . . . . vs. UT Martin, 2015 (63)  
 . . . . . at Ole Miss, 2015 (53)  
 Scored 30+ points in five consecutive games . . . . . vs. Auburn, 2015 (54)  
 . . . . . vs. UT Martin, 2015 (63)  
 . . . . . at Ole Miss, 2015 (53)  
 . . . . . at LSU, 2015 (31)  
 . . . . . vs. Mississippi State, 2015 (50)  
 Scored 40+ points in a half . . . . . vs. UAPB, 2021 (45)  
 Scored 30+ points in a half . . . . . vs. UAPB, 2021 (45)  
 Scored 35+ points in a quarter . . . . . vs. Nicholls, 2014 (35)  
 Scored 28+ points in a quarter . . . . . vs. UAPB, 2021 (2nd-28)  
 Scored 50+ points in consecutive games . . . . . at Ole Miss, 2015 (53)  
 . . . . . vs. UT Martin, 2015 (63)  
 Scored 50+ points in three consecutive games . . . . . vs. Auburn, 2015 (54)  
 . . . . . at Ole Miss, 2015 (53)  
 . . . . . vs. UT Martin, 2015 (63)  
 Scored 50+ points in consecutive SEC games . . . . . vs. Auburn, 2015 (54)  
 . . . . . at Ole Miss, 2015 (53)  
 . . . . . at Ole Miss, 2015 (53)  
 Both teams combined for 100+ points . . . . . at Ole Miss, 2021 (L, 52-51)  
 Allowed 60+ points . . . . . at Florida, 2020 (63)  
 Allowed 50+ points . . . . . at Ole Miss, 2021 (52)  
 Allowed 40+ points . . . . . at Alabama, 2021 (42)  
 Allowed 30+ points . . . . . at Alabama, 2021 (42)  
 Was held scoreless . . . . . at Georgia, 2021 (37-0)  
 Was held scoreless at Donald W. Reynolds Razorback Stadium . . . . . vs. Alabama, 2012 (52-0)  
 Was held scoreless on the road . . . . . at Georgia, 2021 (37-0)  
 Was held scoreless at a neutral site . . . . . vs. Ole Miss, 1959 (28-0)  
 Won a game without a rushing TD . . . . . at LSU, 2021  
 Won a game without a passing TD . . . . . vs. Texas, 2021  
 Won a game in the last 25 seconds of regulation with a TD . . . . . vs. Mississippi State, 2021  
 Won a game in the last 25 seconds of regulation with a field goal . . . . . at Ole Miss, 2017  
 Held opponent scoreless . . . . . vs. Tulsa, 2018 (23-0)  
 Held opponent scoreless at Donald W. Reynolds Razorback Stadium . . . . . vs. Tulsa, 2018 (23-0)  
 Held opponent scoreless on the road . . . . . at South Carolina, 2002 (23-0)  
 Held opponent without a touchdown . . . . . vs. UAPB, 2021 (45-3)  
 Held opponent without an offensive touchdown . . . . . vs. UAPB, 2021 (45-3)  
 Held two opponents scoreless in one season . . . . . vs. LSU, 2014 (17-0)  
 . . . . . vs. Ole Miss, 2014 (30-0)  
 Held three opponents scoreless in one season . . . . . vs. LSU, 1982 (38-0)  
 . . . . . vs. TCU, 1982 (35-0)  
 . . . . . vs. Texas A&M, 1982 (35-0)  
 Held an opponent scoreless in consecutive games . . . . . vs. LSU, 2014 (17-0)  
 . . . . . vs. Ole Miss, 2014 (30-0)  
 Held an SEC opponent scoreless . . . . . vs. Ole Miss, 2014 (30-0)  
 Held an SEC opponent scoreless in consecutive games . . . . . vs. LSU, 2014 (17-0)  
 . . . . . vs. Ole Miss, 2014 (30-0)  
 Held two SEC opponents scoreless in one season . . . . . vs. LSU, 2014 (17-0)  
 . . . . . vs. Ole Miss, 2014 (30-0)  
 Scored on the first offensive play of the game . . . . . vs. Nicholls, 2014 (Hatcher - 82-yard rush)  
 Scored on the first offensive series of the game . . . . . vs. Missouri, 2021 (Little 36-yard field goal)  
 Scored a two-point conversion passing . . . . . at Missouri, 2020 (KJ Jefferson to Mike Woods)  
 Scored a two-point conversion rushing . . . . . vs. Mississippi State, 2021 (Dominique Johnson rush)  
 Had three players with 2 TDs in a game . . . . . vs. Eastern Michigan, 2009 (Green - 2, Davis - 2 & Adams - 2)

**THE LAST TIME ARKANSAS . . .**

**DEFENSE**

Held opponent to 10 or fewer first downs: . . . . . vs. Florida A&M, 2017 (9)  
 Held opponent to 0 or fewer yards rushing: . . . . . vs. Wisconsin, 2007 (-5)  
 Held opponent to 25 or fewer yards rushing: . . . . . vs. New Mexico State, 2017 (11)  
 Held opponent to 50 or fewer yards rushing: . . . . . at Colorado State, 2018 (40)  
 Held opponent to 50 or fewer yards passing: . . . . . vs. Vanderbilt, 2010 (36)  
 Held opponent to 100 or fewer yards rushing: . . . . . vs. Mississippi State, 2021 (69)  
 Held opponent to 100 or fewer yards passing: . . . . . vs. Missouri, 2021 (70)  
 Held opponent to 200 or fewer yards total offense: . . . . . vs. Florida A&M, 2017 (175)  
 Held opponent to 250 or fewer yards total offense: . . . . . vs. UAPB, 2021 (223)  
 Held opponent to 300 or fewer yards total offense: . . . . . vs. UAPB, 2021 (223)  
 Intercepted 6+ passes: . . . . . vs. Ole Miss, 2020 (6)  
 Intercepted 5+ passes: . . . . . vs. Ole Miss, 2020 (6)  
 Intercepted 4+ passes: . . . . . vs. Ole Miss, 2020 (6)  
 Intercepted 3+ passes: . . . . . vs. Rice, 2021 (3)  
 Forced 7+ turnovers: . . . . . vs. Ole Miss (7 - 6 INTs, 1 FUM)  
 Forced 6+ turnovers: . . . . . vs. Ole Miss (7 - 6 INTs, 1 FUM)  
 Forced 5+ turnovers: . . . . . vs. Ole Miss (7 - 6 INTs, 1 FUM)  
 Forced 4+ turnovers: . . . . . vs. Ole Miss (7 - 6 INTs, 1 FUM)  
 Scored a safety: . . . . . vs. Toledo, 2015  
 Scored a touchdown: . . . . . vs. Ole Miss, 2020 (Jalen Catalon-INT, Grant Morgan-INT)  
 Scored two touchdowns: . . . . . vs. Ole Miss, 2020 (Jalen Catalon-INT, Grant Morgan-INT)  
 Recorded 8+ sacks: . . . . . at Auburn, 2012 (8)  
 Recorded 7+ sacks: . . . . . at Auburn, 2012 (8)  
 Recorded 6+ sacks: . . . . . vs. Portland State, 2019 (6)  
 Recorded 5+ sacks: . . . . . vs. Portland State, 2019 (6)  
 Recorded 4+ sacks: . . . . . at Alabama, 2021 (4)  
 Had 3 players with 10+ tackles . . . . . vs. Missouri, 2021  
 . . . . . Bumper Pool (13), Grant Morgan (10), Hayden Henry (10)  
 Had 3 players with 10+ tackles in consecutive games . . . . . vs. Tennessee, 2020  
 . . . . . Bumper Pool (14), Grant Morgan (12), Jalen Catalon (12)  
 . . . . . vs. LSU, 2020  
 . . . . . Grant Morgan (19), Jalen Catalon (16), Bumper Pool (11)

**SPECIAL TEAMS**

Returned a punt for a TD: . . . . . vs. UAPB, 2021 (Parodi - 80 yards)  
 Returned two punts for TDs: . . . . . vs. Missouri State, 2011 (Adams - 61 yards, 69 yards)  
 Returned a blocked punt for a TD: . . . . . vs. Eastern Michigan, 2009 (Armbrust - 1 yard)  
 Returned a kickoff for a TD: . . . . . vs. Auburn, 2017 (Warren - 100)  
 Returned a game-opening kickoff for a TD: . . . . . vs. Northern Illinois, 2014 (Marshall - 97)  
 Returned a season-opening kickoff for a TD: . . . . . vs. Missouri State, 2009 (D. Johnson - 91 yards)  
 Returned a blocked FG for a TD: . . . . . at Mississippi State, 2004 (Brown - 76 yards)  
 Blocked one punt: . . . . . vs. Texas, 2021 (Jake Yurachek)  
 Punted 10+ times: . . . . . at Auburn, 2016 (10)  
 Did not punt: . . . . . vs. Alcorn State, 2016  
 Blocked a field goal . . . . . vs. Alcorn State, 2016 (Dan Skipper)  
 Had a punt blocked: . . . . . at Georgia, 2021 (Dan Jackson)  
 Scored on a fake punt . . . . . vs. Texas A&M, 2014 (Sam Irwin-Hill - 51 yard rush)  
 Scored on a fake field goal . . . . . at Alabama, 2021 (Reid Bauer 32-yard pass to Blake Kern)  
 Had a field goal blocked: . . . . . vs. LSU, 2020 (Jay Ward)  
 Blocked a PAT kick: . . . . . vs. Eastern Illinois, 2018 (Bumper Pool)  
 Missed a kicking PAT: . . . . . at Missouri, 2020 (A.J. Reed)  
 Had a kicking PAT blocked: . . . . . at Missouri, 2020 (Chris Turner)

**MISCELLANEOUS**

Had 35+ first downs: . . . . . at Ole Miss, 2021 (39)  
 Had 30+ first downs: . . . . . at Ole Miss, 2021 (39)  
 Had 25+ first downs: . . . . . vs. UAPB, 2021 (25)  
 Had 20+ first downs: . . . . . at Alabama, 2021 (21)  
 Had 20+ passing first downs: . . . . . vs. Mississippi State, 2015 (21)  
 Had 20+ rushing first downs: . . . . . at Ole Miss, 2021 (22)  
 Had 15+ penalties: . . . . . vs. Air Force, 1975 (17)  
 Had 10+ penalties: . . . . . vs. Mississippi State, 2021 (11)  
 Had no penalties: . . . . . at Alabama, 2019  
 Had 100+ yards in penalties: . . . . . at Georgia, 2021 (103)  
 Had 35 minutes+ of possession time: . . . . . at Ole Miss, 2021 (35:35)  
 Was involved in an overtime game: . . . . . at LSU, 2021 (W, 16-13)  
 Defeated a ranked opponent . . . . . vs. No. 7 Texas A&M, 2021 (20-10)  
 Defeated a ranked opponent on the road . . . . . at No. 16 Mississippi State, 2020 (21-14)  
 Defeated ranked opponents in consecutive games . . . . . at No. 18 Ole Miss, 2015 (53-52, OT)  
 . . . . . at No. 9 LSU, 2015 (31-14)  
 Won game on final offensive play: . . . . . at LSU, 2021 (Cam Little 37-yard field goal)  
 Zero sacks allowed in a game: . . . . . vs. Georgia Southern, 2021  
 Zero sacks allowed in consecutive games: . . . . . vs. Toledo, 2015  
 . . . . . vs. Texas Tech, 2015  
 Zero sacks allowed in three consecutive games: . . . . . vs. UTEP, 2015  
 . . . . . vs. Toledo, 2015  
 . . . . . vs. Texas Tech, 2015  
 Came back from 15+ points down to win: . . . . . at Ole Miss, 2017 (down 24 - won 38-37)  
 Recorded more points than plays: . . . . . vs. UT Martin, 2015 (63 points, 56 plays)



## THE LAST TIME AN ARKANSAS PLAYER . . .

### RUSHING

Rushed 40+ times:	DeCori Birmingham at Kentucky, 2003 (40)
Rushed 35+ times:	Michael Smith at Kentucky, 2008 (35)
Rushed 30+ times:	Alex Collins vs. Missouri, 2015 (30)
Rushed 25+ times:	Trelon Smith at Missouri, 2020 (26)
Rushed for 300+ yards:	Darren McFadden vs. South Carolina, 2007 (321)
Rushed for 250+ yards:	Darren McFadden vs. South Carolina, 2007 (321)
Rushed for 200+ yards:	Rawleigh Williams III at Mississippi State, 2016 (205)
Rushed for 175+ yards:	Rakeem Boyd vs. Western Kentucky, 2019 (185)
Rushed for 150+ yards:	Trelon Smith at Missouri, 2020 (172)
Rushed for 125+ yards:	Raheim Sanders at Ole Miss, 2021 (139)
Rushed for 100+ yards:	Dominique Johnson vs. Mississippi State, 2021 (107)
Rushed for 100+ yards as a true freshman in his first career game:	Chase Hayden vs. Florida A&M, 2017 (120)
Rushed for 100+ yards (quarterback):	Matt Jones vs. Ole Miss, 2004 (126)
Rushed for 150+ yards in consecutive games:	Alex Collins at Texas Tech, 2015 (170) vs. Texas A&M, 2015 (151) at Tennessee, 2015 (154)
Rushed for 100+ yards in consecutive games:	Rakeem Boyd vs. Western Kentucky, 2019 (185) vs. Mississippi State, 2019 (114)
Rushed for 5+ touchdowns:	Alex Collins vs. UT Martin, 2015 (5)
Rushed for 4+ touchdowns:	Rawleigh Williams III at Mississippi State, 2016 (4)
Rushed for 3+ touchdowns:	KJ Jefferson at Ole Miss, 2021 (3)
Rushed for 3+ touchdowns (quarterback):	KJ Jefferson at Ole Miss, 2021 (3)
Rushed for 2+ touchdowns:	Raheim Sanders vs. Missouri, 2021 (2)
Had three players rush for touchdowns:	Trelon Smith (1), Dominique Johnson (1), Malik Hornsby (1) vs. Ga. Southern, 2021
Had four players rush for touchdowns:	Smith (1), Green (1), Sanders (1) and Johnson (1) vs. Texas, 2021
Had a run of 80+ yards:	Trelon Smith at Florida, 2020 (83)
Had a run of 70+ yards:	Trelon Smith at Florida, 2020 (83)
Had a run of 60+ yards:	Trelon Smith at Florida, 2020 (83)
Had a run of 50+ yards:	Trelon Smith at Florida, 2020 (83)
Had 2 TD runs of 50+ yards:	Rakeem Boyd vs. Western Kentucky, 2019 (86, 76)
Had multiple players with a run of 50+ yards:	Rawleigh Williams III (72) & Dewwah Whaley (50) at Mississippi State, 2016

### PASSING

Passed for 500+ yards:	Tyler Wilson vs. Texas A&M, 2011 (510)
Passed for 450+ yards:	Tyler Wilson vs. Texas A&M, 2011 (510)
Passed for 400+ yards:	Austin Allen vs. Alabama, 2016 (400)
Passed for 350+ yards:	KJ Jefferson vs. Georgia Southern, 2021 (366)
Passed for 300+ yards:	KJ Jefferson at Alabama, 2021 (326)
Passed for 250+ yards:	KJ Jefferson at Alabama, 2021 (326)
Passed for 200+ yards:	KJ Jefferson vs. Missouri, 2021 (262)
Attempted 50+ passes:	Nick Starkel vs. San Jose State, 2019 (50)
Attempted 45+ passes:	Nick Starkel vs. San Jose State, 2019 (50)
Attempted 35+ passes:	KJ Jefferson at Ole Miss, 2021 (35)
Attempted 30+ passes:	KJ Jefferson at Alabama, 2021 (30)
Completed 25+ passes:	KJ Jefferson at Ole Miss, 2021 (25)
Completed 20+ passes:	KJ Jefferson at Alabama, 2021 (22)
Threw 5+ touchdown passes:	Brandon Allen at Mississippi State, 2015 (7)
Threw 4+ touchdown passes:	KJ Jefferson vs. UAPB, 2021 (4)
Threw 3+ touchdown passes:	KJ Jefferson at Alabama, 2021 (3)
Threw 2+ touchdown passes:	KJ Jefferson at Alabama, 2021 (3)
Threw 2+ touchdown passes in consecutive games:	KJ Jefferson vs. Auburn, 2021 (2) vs. UAPB, 2021 (4)
Threw 5+ interceptions:	Nick Starkel vs. San Jose State, 2019 (5)
Threw 4+ interceptions:	Nick Starkel vs. San Jose State, 2019 (5)
Threw 3+ interceptions:	Nick Starkel at Alabama, 2019 (3)
Completed pass for 90+ yards:	KJ Jefferson vs. Georgia Southern, 2021 (91)
Completed pass for 80+ yards:	KJ Jefferson vs. Texas A&M, 2021 (85)
Completed pass for 70+ yards:	KJ Jefferson vs. Texas A&M, 2021 (85)
Completed pass for 60+ yards:	KJ Jefferson at Alabama, 2021 (66)
Completed pass for 50+ yards:	KJ Jefferson vs. Missouri, 2021 (55)

### RECEIVING

Caught 10+ passes:	Treyton Burks at Missouri, 2020 (10)
Caught 9+ passes:	Treyton Burks vs. Auburn, 2021 (9)
Caught 8+ passes:	Treyton Burks at Alabama, 2021 (8)
Caught 7+ passes:	Treyton Burks vs. Missouri, 2021 (7)
Caught 10+ passes in consecutive games:	Cobi Hamilton vs. Tulsa, 2012 (11) vs. Ole Miss, 2012 (12)
Had 300+ yards receiving:	Cobi Hamilton vs. Rutgers, 2012 (303)
Had 200+ yards receiving:	Treyton Burks at Missouri, 2020 (206)
Had 175+ yards receiving:	Treyton Burks at Alabama, 2021 (179)
Had 150+ yards receiving:	Treyton Burks at Alabama, 2021 (179)
Had 100+ yards receiving:	Treyton Burks vs. Missouri, 2021 (129)
Had 100+ yards receiving in consecutive games:	Treyton Burks at Alabama, 2021 (179) vs. Missouri, 2021 (129)
Had 100+ yards receiving (tight end):	Hunter Henry vs. Mississippi State, 2015 (129)
Caught 3+ TD passes:	Jeremy Sprinkle vs. Mississippi State, 2015 (3)
Caught 2+ TD passes:	Treyton Burks at Alabama, 2021 (2)
Caught 2+ TD passes (tight end):	Cheyenne O'Grady vs. LSU, 2018 (2)
2+ tight ends caught TD passes:	Hunter Henry (2) & Jeremy Sprinkle (3) vs. Mississippi State, 2015

### TOTAL OFFENSE

Had 450+ yards total offense:	Tyler Wilson vs. Texas A&M, 2011 (481)
Had 400+ yards total offense:	KJ Jefferson at Ole Miss, 2021 (411)
Had 350+ yards total offense:	KJ Jefferson at Ole Miss, 2021 (411)
Had 300+ yards total offense:	KJ Jefferson vs. Missouri, 2021 (320)
Had 100 yards both passing and rushing:	Matt Jones vs. Ole Miss, 2004 (Rushing - 126, Passing - 108)

### SCORING

Accounted for 5+ touchdowns:	KJ Jefferson at Ole Miss, 2021 (6)
Accounted for 4+ touchdowns:	KJ Jefferson at Ole Miss, 2021 (6)
Accounted for 3+ touchdowns:	KJ Jefferson at Alabama, 2021 (3)
Scored 4+ touchdowns:	Rawleigh Williams III at Mississippi State, 2016 (5)
Scored 3+ touchdowns:	Treyton Burks vs. UAPB, 2021 (3)
Scored 2+ touchdowns:	Raheim Sanders vs. Missouri, 2021 (2)
Multiple players score 2+ touchdowns:	Chase Hayden (2) and Jonathan Nance (2) vs. New Mexico State, 2017

### DEFENSE

Intercepted 3+ passes:	Hudson Clark vs. Ole Miss, 2020 (3)
Intercepted 2+ passes:	Jalen Catalon vs. Rice, 2021 (2)
Intercepted passes in consecutive games:	Jalen Catalon vs. Tennessee, 2020 (1) at Florida, 2020 (1)
Recovered 2+ fumbles:	Chevin Calloway vs. Eastern Illinois, 2018 (2)
Forced 2+ fumbles:	McTelvin Agim at Colorado State, 2018 (2)
Recorded 5+ sacks:	Wayne Martin vs. Ole Miss, 1988 (5.0)
Recorded 3+ sacks:	Chris Smith vs. Southern Miss, 2013 (3.0-22)
Recorded 2+ sacks:	Tre Williams vs. Mississippi State, 2021 (2.0-3)
Recorded 5+ tackles for loss:	Jermaine Brooks vs. Auburn, 2001 (5-16)
Recorded 3+ tackles for loss:	Bumper Pool at Texas A&M, 2020 (3.0-3)
Recorded 20+ tackles:	Bumper Pool at Mississippi State, 2020 (20)
Recorded 10+ tackles:	Grant Morgan at Alabama, 2021 (11)
Recorded 10+ tackles in back-to-back games:	Bumper Pool, at Alabama and vs. Missouri, 2021 (11, 13)
Recorded 10+ tackles in three straight games:	Bumper Pool at LSU, 2021 (11) at Alabama, 2021 (11) vs. Missouri, 2021 (13)
Recorded 15+ tackles in back-to-back games:	Grant Morgan at Florida, 2020 (15) vs. LSU (19)
Recorded 15+ tackles two+ times in one season:	Grant Morgan (2020) at Mississippi State (15) vs. Ole Miss (19) at Florida (15)
Returned an interception for a touchdown:	Jalen Catalon, Grant Morgan vs. Ole Miss, 2020
Returned a fumble for a touchdown:	DeJon Harris (6) vs. Texas A&M, 2019

### SPECIAL TEAMS

Returned a Kickoff for a TD:	De'Von Warren vs. Auburn, 2017 (100 yards)
Returned a Punt for a TD:	Nathan Parodi vs. UAPB, 2021 (80 yards)
Scored 10+ points kicking:	Cam Little vs. Texas, 2021 (16)
Made 5+ field goals:	Kendall Trainor vs. Texas A&M, 1988 (5)
Made 4+ field goals:	Cam Little vs. Texas, 2021 (4)
Made two field goals of 50+ yards:	Steve Little vs. Oklahoma State, 1976 (53 & 57)
Made one field goal of 50+ yards:	Cam Little vs. Mississippi State, 2021 (51)
Kicked a punt of 70+ yards:	Sam Irwin-Hill vs. South Carolina, 2013 (79)
Kicked a punt of 60+ yards:	Reid Bauer vs. Missouri, 2021 (61)
Punted 10+ times:	Toby Baker at Auburn, 2016 (10)
Totalled 175+ kick return yards:	DeCori Birmingham vs. Alabama, 2002 (197)
Totalled 150+ kick return yards:	Dennis Johnson at Texas, 2008 (150)
Totalled 100+ kick return yards:	Treyton Burks vs. Mississippi State, 2019 (134)
Totalled 50+ punt return yards:	Nathan Parodi vs. UAPB, 2021 (114)

THE LAST TIME AN OPPONENT ...

RUSHING

Had 500+ yards rushing: ..... at Auburn, 2016 (543)  
 Had 400+ yards rushing: ..... Mississippi State, 2019 (460)  
 Had 300+ yards rushing: ..... Ole Miss, 2021 (324)  
 Had 200+ yards rushing: ..... Missouri, 2021 (246)  
 Had 70+ rushing attempts: ..... at Mississippi State, 2010 (70)  
 Had 60+ rushing attempts: ..... Missouri, 2017 (60)  
 Had 50+ rushing attempts: ..... Georgia, 2021 (56)  
 Had 7+ rushing TDs: ..... at Auburn, 2016 (7)  
 Had 6+ rushing TDs: ..... Alabama, 2020 (6)  
 Had 5+ rushing TDs: ..... Ole Miss, 2021 (5)  
 Had 4+ rushing TDs: ..... Ole Miss, 2021 (5)

PASSING

Had 500+ yards passing: ..... at Alabama, 2021 (559)  
 Had 400+ yards passing: ..... at Alabama, 2021 (559)  
 Had 300+ yards passing: ..... at Alabama, 2021 (559)  
 Had 200+ yards passing: ..... at Alabama, 2021 (559)  
 Had 60+ pass attempts: ..... at Mississippi State, 2020 (60)  
 Had 50+ pass attempts: ..... at Mississippi State, 2020 (60)  
 Had 40+ pass attempts: ..... at Alabama, 2021 (40)  
 Had 30+ pass attempts: ..... at Alabama, 2021 (40)  
 Had 40+ pass completions: ..... at Mississippi State, 2020 (43)  
 Had 30+ pass completions: ..... at Alabama, 2021 (31)  
 Had 25+ pass completions: ..... at Alabama, 2021 (31)  
 Had 20+ pass completions: ..... at Alabama, 2021 (31)  
 Had 6+ passing TDs: ..... at Florida, 2020 (6)  
 Had 5+ passing TDs: ..... at Alabama, 2021 (5)  
 Had 4+ passing TDs: ..... at Alabama, 2021 (5)  
 Had 3+ passing TDs: ..... at Alabama, 2021 (5)

RECEIVING

Had two players with 100-yards receiving in a game: ..... at Alabama, 2021  
 ..... (Jameson Williams, 190 - John Metchie, 173)  
 Had 4+ players catch 5+ passes: ..... at Missouri, 2020  
 ..... (Keke Chism - 6, B. Banister 6, Damon Hazelton - 5, Tauski Dove - 5)  
 Had 3+ players catch 5+ passes: ..... Mississippi State, 2021  
 ..... (Makai Polk - 8, Jo'quavious Marks - 6, Dillon Johnson - 5)  
 Had 10+ players catch a pass ..... LSU, 2021 (10)  
 Had 8+ players catch a pass ..... at Alabama, 2021 (9)

TOTAL OFFENSE

Had 700+ yards total offense: ..... at Southern California, 2005 (736)  
 Had 650+ yards total offense: ..... at Alabama, 2021 (671)  
 Had 600+ yards total offense: ..... at Alabama, 2021 (671)  
 Had 550+ yards total offense: ..... at Alabama, 2021 (671)  
 Had 500+ yards total offense: ..... at Alabama, 2021 (671)  
 Had 400+ yards total offense: ..... at Alabama, 2021 (671)  
 Had 100+ plays total offense: ..... at Missouri, 2017 (102)  
 Had 90+ plays total offense: ..... LSU, 2020 (91)  
 Had 80+ plays total offense: ..... at Missouri, 2020 (87)  
 Had 75+ plays total offense: ..... vs. Missouri, 2021 (76)

SCORING

Scored 70+ points: ..... at Southern California, 2005 (70)  
 Scored 60+ points: ..... at Florida, 2020 (63)  
 Scored 50+ points: ..... Ole Miss, 2021 (52)  
 Scored 40+ points: ..... at Alabama, 2021 (42)  
 Scored 30+ points: ..... at Alabama, 2021 (42)  
 Scored a two-point conversion rushing: ..... at Alabama, 2021  
 Scored a two-point conversion passing: ..... vs. Missouri, 2021  
 Failed on a two-point conversion attempt: ..... at Mississippi State, 2019

TURNOVERS

Had 5+ fumbles: ..... Eastern Illinois, 2018 (6, lost 5)  
 Had 4+ fumbles lost: ..... Eastern Illinois, 2018 (5)  
 Had 3+ fumbles lost: ..... Eastern Illinois, 2018 (5)  
 Committed 7+ turnovers: ..... Ole Miss, 2020 (7)  
 Committed 6+ turnovers: ..... Ole Miss, 2020 (7)  
 Committed 5+ turnovers: ..... Ole Miss, 2020 (7)  
 Intercepted 8+ Arkansas passes: ..... at SMU, 1951 (8)  
 Intercepted 7+ Arkansas passes: ..... at SMU, 1951 (8)  
 Intercepted 6+ Arkansas passes: ..... North Texas, 2018 (6)  
 Intercepted 5+ Arkansas passes: ..... San Jose State, 2019 (5)  
 Intercepted 4+ Arkansas passes: ..... San Jose State, 2019 (5)  
 Intercepted 3+ Arkansas passes: ..... Georgia, 2020 (3)  
 Returned an interception for a touchdown: ..... Georgia, 2020  
 Returned a fumble for a touchdown: ..... Auburn, 2021

DEFENSE

Held Arkansas to 10 or fewer first downs: ..... at Georgia, 2021 (9)  
 Recorded 9+ sacks: ..... vs. Oklahoma, 2001 (9.0-55)  
 Recorded 8+ sacks: ..... Alabama, 2020 (8.0-49)  
 Recorded 7+ sacks: ..... Alabama, 2020 (8.0-49)  
 Recorded 6+ sacks: ..... Alabama, 2020 (8.0-49)  
 Scored a safety ..... Georgia, 2020  
 Held Arkansas to 50 or fewer yards rushing: ..... LSU, 2018 (16)  
 Held Arkansas to 25 or fewer yards rushing: ..... LSU, 2018 (16)  
 Held Arkansas to 100 or fewer yards passing: ..... Georgia, 2021 (87)  
 Held Arkansas to 50 or fewer yards passing: ..... South Carolina, 2013 (33)  
 Held Arkansas to 300 or less yards total offense: ..... LSU, 2021 (283)  
 Held Arkansas to 200 or less yards total offense: ..... Georgia, 2021 (162)  
 Held Arkansas to 100 or fewer yards both rushing & passing: ..... Georgia, 2021 (Rush - 75, Pass - 87)

SPECIAL TEAMS

Returned a punt for a TD: ..... Alabama, 2020  
 Returned a kickoff for a TD: ..... vs. Texas A&M, 2018  
 Punted 10+ times: ..... Georgia Southern, 2021 (10)  
 Punted 10+ times in consecutive games ..... North Texas, 2007 (10)  
 ..... Chattanooga, 2007 (12)  
 Did not punt: ..... Alabama, 2018  
 Missed a kicking PAT: ..... Auburn, 2019  
 Missed two kicking PATs: ..... at LSU, 2017  
 Blocked a field goal: ..... LSU, 2020  
 Blocked a punt: ..... Georgia, 2021

MISCELLANEOUS

Had 30+ first downs: ..... at Missouri, 2020 (37)  
 Had 10+ penalties: ..... Mississippi State, 2021 (10)  
 Had 100+ yards in penalties: ..... Georgia, 2020 (108)  
 Had 35+ minutes of possession time: ..... vs. Missouri, 2021 (35:11)  
 Had 40+ minutes of possession time: ..... vs. LSU, 2020 (41:43)  
 Had two 100-yard rushers and one 100-yard receiver: ..... at Ole Miss, 2021  
 ..... (Henry Parish Jr. - 111 rushing, Snoop Conner - 110 rushing & Braylon Sanders - 127 receiving)  
 Had one 100-yard rusher and one 100-yard receiver: ..... at Ole Miss, 2021  
 ..... (Henry Parish Jr. - 111 rushing, Snoop Conner - 110 rushing & Braylon Sanders - 127 receiving)  
 Had one 100-yard rusher and two 100-yard receivers: ..... at Alabama, 2021  
 ..... (Brian Robinson Jr. - 122 rushing, Jameson Williams - 190 receiving & John Metchie - 173 receiving)

**LAST TIME AN INDIVIDUAL OPPONENT . . .**

**INDIVIDUAL RUSHING**

Rushed 40+ times: . . . . . Tyler Badie (41), Missouri (2021)  
 Rushed 35+ times: . . . . . Tyler Badie (41), Missouri (2021)  
 Rushed 30+ times: . . . . . Tyler Badie (41), Missouri (2021)  
 Rushed for 200+ yards: . . . . . Tyler Badie (219), Missouri (2021)  
 Rushed for 175+ yards: . . . . . Tyler Badie (219), Missouri (2021)  
 Rushed for 150+ yards: . . . . . Tyler Badie (219), Missouri (2021)  
 Rushed for 125+ yards: . . . . . Tyler Badie (219), Missouri (2021)  
 Rushed for 100+ yards: . . . . . Tyler Badie (219), Missouri (2021)  
 Rushed for 4+ touchdowns: . . . . . Nick Fitzgerald (4), Mississippi State (2016)  
 Rushed for 3+ touchdowns: . . . . . Snoop Conner (3), at Ole Miss (2021)  
 Had a run of 80+ yards: . . . . . Justin Tomlin (76), Georgia Southern (2021)  
 Had a run of 70+ yards: . . . . . Justin Tomlin (76), Georgia Southern (2021)  
 Had a run of 60+ yards: . . . . . Isaiah Spiller (67), Texas A&M (2021)  
 Had a run of 50+ yards: . . . . . Snoop Conner (51), at Ole Miss (2021)

**INDIVIDUAL PASSING**

Passed for 500+ yards: . . . . . Bryce Young (559), at Alabama (2021)  
 Passed for 450+ yards: . . . . . Bryce Young (559), at Alabama (2021)  
 Passed for 400+ yards: . . . . . Bryce Young (559), at Alabama (2021)  
 Passed for 300+ yards: . . . . . Bryce Young (559), at Alabama (2021)  
 Attempted 60+ passes: . . . . . Kolton Browning (67), Louisiana-Monroe (2012)  
 Attempted 50+ passes: . . . . . K.J. Costello (59), at Mississippi State (2020)  
 Attempted 40+ passes: . . . . . Bryce Young (40), at Alabama (2021)  
 Completed 40+ passes: . . . . . K.J. Costello (43), at Mississippi State (2020)  
 Completed 30+ passes: . . . . . Bryce Young (31), at Alabama (2021)  
 Completed 20+ passes: . . . . . Bryce Young (31), at Alabama (2021)  
 Threw 6+ touchdown passes: . . . . . Kyle Trask (6), at Florida (2020)  
 Threw 5+ touchdown passes: . . . . . Bryce Young (5), at Alabama (2021)  
 Threw 4+ touchdown passes: . . . . . Bryce Young (5), at Alabama (2021)  
 Threw 3+ touchdown passes: . . . . . Bryce Young (5), at Alabama (2021)  
 Completed a pass for 90+ yards: . . . . . Trevor Knight (92), Texas A&M (2016)  
 Completed a pass for 80+ yards: . . . . . Kellen Mond (81), Texas A&M (2017)  
 Completed a pass for 70+ yards: . . . . . Bryce Young (79), at Alabama (2021)  
 Completed a pass for 60+ yards: . . . . . Bryce Young (79), at Alabama (2021)

**INDIVIDUAL RECEIVING**

Caught 15+ passes: . . . . . Willie Goshu (17), Auburn (1995)  
 Caught 10+ passes: . . . . . John Metchie (10), at Alabama (2021)  
 Caught 7+ passes: . . . . . John Metchie (10), at Alabama (2021)  
 Had 200+ yards receiving: . . . . . Jamayel Smith (208), Mississippi State (2007)  
 Had 150+ yards receiving: . . . . . Jameson Williams (190), at Alabama (2021)  
 Had 100+ yards receiving: . . . . . Jameson Williams (190), at Alabama (2021)  
 Caught 3+ TD passes: . . . . . Jameson Williams (3), at Alabama (2021)  
 Caught 2+ TD passes: . . . . . Jameson Williams (3), at Alabama (2021)

**INDIVIDUAL TOTAL OFFENSE**

Had 400+ yards total offense: . . . . . Bryce Young (548; Pass - 559, Rush - -11), Alabama (2021)  
 Had 300+ yards total offense: . . . . . Bryce Young (548; Pass - 559, Rush - -11), Alabama (2021)  
 Had 100 yards both passing and rushing: . . . . . Jordan Ta'amu (528; Pass - 387, Rush - 141), Ole Miss (2018)

**INDIVIDUAL SCORING**

Accounted for 6+ touchdowns: . . . . . Kyle Trask, at Florida, 2020 (6)  
 Accounted for 5+ touchdowns: . . . . . Bryce Young, at Alabama, 2021 (5)  
 Accounted for 4+ touchdowns: . . . . . Bryce Young, at Alabama, 2021 (5)  
 Scored 4+ touchdowns: . . . . . Peyton Barber, Auburn, 2015 (4)  
 Scored 3+ touchdowns: . . . . . Jameson Williams, at Alabama, 2021 (3)

**INDIVIDUAL DEFENSE**

Intercepted 3+ passes: . . . . . Minkah Fitzpatrick (3), Alabama (2016)  
 Intercepted 2+ passes: . . . . . Richard LeCounte (2), Georgia (2020)  
 Recorded 3+ sacks: . . . . . JaCoby Stevens (3.0), at LSU (2019)  
 Recorded 2+ sacks: . . . . . Henry To'oTo'o (2.0), at Alabama (2021)

**SPECIAL TEAMS**

Kicked 5+ field goals: . . . . . Harrison Mevis (5-5), at Missouri (2020)  
 Kicked four field goals: . . . . . Wyatt Bryan (4-4), at Colorado State (2018)  
 Returned a punt for a TD: . . . . . DaVonta Smith, Alabama (2020)  
 Returned a kick for a TD: . . . . . Jashaun Corbin, vs. Texas A&M (2018)



**ARKANSAS BIG PLAYS FROM SCRIMMAGE**

Opponent	Rushing					Passing				
	10-19	20-29	30-39	40-49	50+	15-19	20-29	30-39	40-49	50+
Rice	4	1	1	0	0	2	0	1	0	0
Texas	6	3	2	0	0	0	1	0	1	0
Ga. Southern	8	0	0	1	0	2	2	0	2	2
vs. Texas A&M	10	0	0	0	0	0	4	0	1	1
at Georgia	5	0	0	0	0	2	1	0	0	0
at Ole Miss	10	1	0	1	0	3	2	2	1	0
Auburn	9	1	0	0	0	5	0	1	0	0
UAPB	6	2	1	1	0	3	3	1	0	0
Mississippi State	5	2	0	0	0	2	2	0	0	0
at LSU	4	2	0	0	0	2	1	0	1	0
at Alabama	5	0	0	0	0	4	1	2	1	1
Missouri	4	0	1	1	0	0	0	1	1	2
<b>Totals</b>	<b>76</b>	<b>12</b>	<b>5</b>	<b>4</b>	<b>0</b>	<b>25</b>	<b>17</b>	<b>8</b>	<b>8</b>	<b>6</b>

**OPPONENT BIG PLAYS FROM SCRIMMAGE**

Opponent	Rushing					Passing				
	10-19	20-29	30-39	40-49	50+	15-19	20-29	30-39	40-49	50+
Rice	0	0	0	0	0	2	2	1	1	0
Texas	0	1	0	0	0	3	1	0	0	0
Ga. Southern	1	0	0	0	1	0	0	0	0	0
vs. Texas A&M	2	0	0	0	1	3	1	0	0	0
at Georgia	6	1	0	0	0	1	1	0	0	0
at Ole Miss	5	0	2	0	1	0	2	0	0	3
Auburn	3	1	0	0	0	2	1	1	0	1
UAPB	5	1	0	0	0	0	0	1	1	0
Mississippi State	0	0	0	0	0	5	3	1	1	0
at LSU	4	0	0	0	0	2	2	0	0	0
at Alabama	6	0	0	0	0	0	8	3	1	1
Missouri	8	0	0	0	0	0	1	0	0	0
<b>Totals</b>	<b>40</b>	<b>4</b>	<b>2</b>	<b>0</b>	<b>3</b>	<b>18</b>	<b>22</b>	<b>7</b>	<b>4</b>	<b>5</b>

**FIRST DOWN GAME LOG**

Arkansas					Opponents				
Opponent	Rush	Pass	Penalty	Total	Opponent	Rush	Pass	Penalty	Total
Rice	12	4	2	18	Rice	1	12	7	20
Texas	16	5	0	21	Texas	6	7	2	15
Ga. Southern	13	12	2	27	Ga. Southern	5	3	3	11
vs. Texas A&M	13	6	1	20	vs. Texas A&M	6	7	2	15
at Georgia	6	2	1	9	at Georgia	16	3	3	22
at Ole Miss	22	14	3	39	at Ole Miss	14	8	0	22
Auburn	12	15	2	29	Auburn	6	12	2	20
UAPB	15	9	1	25	UAPB	6	4	3	13
Mississippi State	10	10	3	23	Mississippi State	5	20	3	28
at LSU	8	4	1	13	at LSU	9	9	2	20
at Alabama	7	13	1	21	at Alabama	9	20	0	29
Missouri	7	7	0	14	Missouri	12	5	2	19
<b>TOTAL</b>	<b>141</b>	<b>101</b>	<b>17</b>	<b>259</b>	<b>TOTAL</b>	<b>95</b>	<b>110</b>	<b>29</b>	<b>234</b>

**TURNOVER CHART**

Opponent	Fumbles	Takeaways			Pts Off	Fumbles	Giveaways			Margin
		Interceptions	Total				Interceptions	Total	Points Off	
Rice	0	3	3	14	0	1	1	0	+2	
Texas	1	0	1	7	0	1	1	7	0	
Ga. Southern	0	0	0	0	0	0	0	0	0	
vs. Texas A&M	0	1	1	3	0	0	0	0	+1	
at Georgia	0	0	0	0	0	0	0	0	0	
at Ole Miss	0	0	0	0	1	1	2	3	-2	
Auburn	0	1	1	7	1	0	1	7	0	
UAPB	0	2	2	7	2	0	2	0	0	
Mississippi State	0	1	1	0	0	0	0	0	+1	
at LSU	1	2	3	6	0	0	0	0	+3	
at Alabama	1	0	1	0	1	0	1	3	0	
Missouri	0	1	1	7	1	0	1	3	0	
<b>TOTAL</b>	<b>3</b>	<b>11</b>	<b>14</b>	<b>44</b>	<b>6</b>	<b>3</b>	<b>9</b>	<b>23</b>	<b>+5</b>	

## DRIVE SUPERLATIVES

### Longest Drive

By No. of Plays

By No. of Yards

By Time of Possession

### Arkansas

15 2x last (82 yards, 6:55) at Ole Miss, TD

99 (7 plays, 1:56) vs. Georgia Southern, TD

6:55 (15 plays, 82 yards) at Ole Miss, TD

### Opponents

17 (75 yards, 5:42) at Ole Miss, TD

98 (9 plays, 3:36) at Alabama, TD

7:45 (14 plays, 51 yards) vs. Missouri, FG

### Shortest Drive

By No. of Plays

By No. of Yards

By Time of Possession

### Arkansas

110x last (-4 yards, 0:21) vs. Missouri, end of half

-14 (3 plays, 1:23) at Georgia, punt

0:07 2x last (1 plays, 1 yard) vs. Missouri, fumble

### Opponents

1 4x last (0 yards, 0:07) vs. Missouri, interception

-9 (3 plays, 0:58) vs. Mississippi State, end of half

0:07 (1 plays, 0 yards) vs. Missouri, interception

### Scoring Drive Breakdown

Yardage	ARKANSAS		OPPONENT	
	TD	FG	TD	FG
No drive	1	-	2	-
Neg. Yards	-	-	-	-
0-9	1	1	-	1
10-19	1	1	-	2
20-29	1	2	1	2
30-39	-	1	-	1
40-49	4	4	2	4
50-59	3	5	4	2
60-69	7	2	3	4
70-79	16	3	19	-
80-89	8	-	1	-
90-99	4	-	2	-
<b>TOTALS</b>	<b>46</b>	<b>19</b>	<b>34</b>	<b>16</b>

### Game-Opening Drives

OPP	ARKANSAS			OPPONENTS		
	PTS	1STS	YDS	PTS	1STS	YDS
Rice	0	0	6	0	1	28
Texas	0	0	11	0	0	4
Ga. Southern	7	3	73	0	0	1
vs. Texas A&M	3	3	57	0	2	22
at Georgia	0	0	-4	7	4	61
at Ole Miss	0	1	13	0	0	5
Auburn	3	3	49	7	4	79
UAPB	7	5	65	0	0	5
Miss. State	0	1	29	0	0	4
at LSU	3	1	23	0	0	5
at Alabama	0	1	20	0	3	45
Missouri	3	3	67	0	1	8
<b>TOTALS</b>	<b>26</b>	<b>21</b>	<b>409</b>	<b>14</b>	<b>15</b>	<b>267</b>

### Second Half-Opening Drives

OPP	ARKANSAS			OPPONENTS		
	PTS	1STS	YDS	PTS	1STS	YDS
Rice	0	0	9	0	1	16
Texas	0	0	-1	0	0	6
Ga. Southern	7	3	80	0	0	5
vs. Texas A&M	0	1	8	0	0	-3
at Georgia	0	0	-10	3	1	33
at Ole Miss	7	3	75	3	2	42
Auburn	7	3	75	0	0	7
UAPB	0	0	-9	0	0	6
Miss. State	3	3	42	7	6	66
at LSU	0	2	29	0	1	17
at Alabama	7	1	75	7	5	75
Missouri	0	0	4	0	0	6
<b>TOTALS</b>	<b>31</b>	<b>16</b>	<b>375</b>	<b>20</b>	<b>16</b>	<b>276</b>

### Three & Out Drives

	ARKANSAS		OPPONENT	
	THREE-&-OUTS/DRIVES		THREE-&-OUTS/DRIVES	
Rice	5/15 (33.3%)		2/15 (13.3%)	
Texas	1/13 (7.7%)		5/12 (41.7%)	
Ga. Southern	5/13 (38.5%)		6/13 (46.2%)	
vs. Texas A&M	2/13 (15.4%)		2/12 (16.7%)	
at Georgia	7/10 (70.0%)		2/9 (22.2%)	
at Ole Miss	0/12 (0.0%)		3/12 (25.0%)	
Auburn	1/12 (8.3%)		3/12 (25.0%)	
UAPB	1/13 (7.7%)		6/14 (42.9%)	
Mississippi State	1/10 (10.0%)		2/10 (20.0%)	
at LSU	6/15 (40.0%)		3/14 (21.4%)	
at Alabama	3/12 (25.0%)		0/13 (0.0%)	
Missouri	5/14 (35.7%)		3/13 (23.1%)	
<b>TOTALS</b>	<b>37/152 (24.3%)</b>		<b>37/147 (25.2%)</b>	

## ARKANSAS DRIVE CHARTS

### Rice

Qtr.	Time	Start	Pl-Yds	TOP	Result
1st	15:00	AR28	3-6	1:20	punt
1st	10:55	AR20	8-80	2:32	*TOUCHDOWN
1st	05:26	AR09	3-2	0:56	punt
1st	01:21	AR20	4-4	1:27	punt
2nd	11:50	AR18	5-28	2:05	interception
2nd	07:57	AR10	3-6	1:17	punt
2nd	04:12	AR11	3-3	1:56	punt
2nd	00:37	AR20	2-7	0:37	end of half
3rd	12:15	AR47	4-9	0:59	downs
3rd	10:21	AR43	6-57	2:10	*TOUCHDOWN
3rd	04:42	AR19	11-65	4:24	*FIELD GOAL
4th	13:51	RICE09	3-9	1:07	*TOUCHDOWN
4th	11:13	RICE50	3-8	1:31	punt
4th	05:54	RICE40	3-40	1:47	*TOUCHDOWN
4th	02:37	RICE16	4-16	1:39	*TOUCHDOWN

### Texas

Qtr.	Time	Start	Pl-Yds	TOP	Result
1st	15:00	AR25	3-6	1:24	punt
1st	11:38	AR06	5-22	2:15	punt
1st	07:32	AR37	12-57	5:29	*FIELD GOAL
2nd	13:43	AR34	7-66	2:48	*TOUCHDOWN
2nd	08:49	TX18	4-12	1:15	*FIELD GOAL
2nd	06:02	AR21	7-53	3:02	*FIELD GOAL
2nd	00:36	AR08	1-9	0:36	end of half
3rd	13:14	AR29	2-(-1)	0:26	interception
3rd	10:12	AR19	6-81	1:56	*TOUCHDOWN
3rd	06:13	TX42	10-38	4:05	*FIELD GOAL
3rd	02:00	TX32	1-32	0:10	*TOUCHDOWN
4th	13:33	AR26	8-75	5:06	*TOUCHDOWN
4th	02:22	TX41	4-24	2:22	end of game

### Georgia Southern

Qtr.	Time	Start	Pl-Yds	TOP	Result
1st	13:19	AR27	4-73	1:12	*TOUCHDOWN
1st	10:01	AR06	15-94	6:30	*TOUCHDOWN
1st	01:07	AR25	3-(-4)	0:42	punt
2nd	13:34	AR37	3-0	1:17	punt
2nd	10:38	AR01	7-99	1:56	*TOUCHDOWN
2nd	07:17	AR22	3-3	0:51	punt
2nd	05:11	AR20	7-73	2:48	*FIELD GOAL
3rd	14:53	AR20	4-80	1:27	*TOUCHDOWN
3rd	11:32	AR09	1-91	0:14	*TOUCHDOWN
3rd	09:53	AR26	3-(-4)	1:15	punt
3rd	06:59	AR26	3-8	2:04	punt
3rd	00:23	AR34	12-66	7:01	*TOUCHDOWN
4th	05:37	AR12	9-49	5:37	end of game

### vs. Texas A&M

Qtr.	Time	Start	Pl-Yds	TOP	Result
1st	11:37	ARK14	8-57	03:17	*FIELD GOAL
1st	02:38	ARK20	1-80	00:11	*TOUCHDOWN
1st	00:17	ARK18	4-82	01:22	*TOUCHDOWN
2nd	10:39	ARK21	3-(-1)	0:38	punt
2nd	07:34	ARK13	11-65	05:05	downs
2nd	00:21	ARK25	1/(-1)	00:21	end of half
3rd	15:00	ARK25	5-8	01:56	punt
3rd	11:04	ARK44	3/(-10)	01:57	punt
3rd	07:51	ARK25	7-17	03:59	punt
3rd	00:43	ARK15	5-30	02:58	punt
4th	12:00	TAMU48	9-42	03:21	*FIELD GOAL
4th	07:04	ARK11	6-17	03:47	punt
4th	01:58	TAMU42	7-27	01:58	end of game

## OPPONENT DRIVE CHARTS

### Rice

Qtr.	Time	Start	Pl-Yds	TOP	Result
1st	13:40	RICE23	5-28	2:45	punt
1st	08:23	RICE25	4-20	2:57	punt
1st	04:30	AR35	7-17	3:09	missed fg
2nd	14:54	AR21	6-14	2:59	*FIELD GOAL
2nd	09:45	AR49	3-(-3)	1:48	punt
2nd	06:40	AR41	8-41	2:21	*TOUCHDOWN
2nd	02:16	RICE46	3-5	1:39	punt
3rd	15:00	RICE25	5-16	2:45	punt
3rd	11:16	RICE44	2-56	0:48	*TOUCHDOWN
3rd	08:11	RICE25	8-56	3:29	downs
3rd	00:13	RICE19	4-12	1:22	interception
4th	12:44	RICE25	4-21	1:31	interception
4th	09:42	RICE05	6-20	3:48	punt
4th	04:07	RICE25	7-13	1:30	interception
4th	00:58	RICE25	4-21	0:58	end of game

### Texas

Qtr.	Time	Start	Pl-Yds	TOP	Result
1st	13:36	TX36	3-4	1:58	punt
1st	09:23	TX25	3-1	1:51	punt
1st	02:03	TX25	7-41	3:20	missed fg
2nd	10:48	TX17	3-(-1)	1:59	punt
2nd	07:34	TX30	3-2	1:32	punt
2nd	03:00	TX25	5-16	2:24	punt
3rd	15:00	TX25	3-6	1:46	punt
3rd	12:48	AR26	6-26	2:31	*TOUCHDOWN
3rd	08:11	TX23	7-19	1:58	downs
3rd	02:08	TX25	1-7	0:08	fumble
3rd	01:50	TX25	10-75	3:17	*TOUCHDOWN
4th	08:27	TX25	14-75	06:01	*TOUCHDOWN

### Georgia Southern

Qtr.	Time	Start	Pl-Yds	TOP	Result
1st	15:00	GS25	3-1	1:41	punt
1st	12:07	GS25	4-18	2:06	punt
1st	03:31	GS25	6-14	2:24	punt
1st	00:25	GS19	-2	1:51	punt
2nd	12:17	GS40	3-5	1:39	punt
2nd	08:42	GS25	3-75	1:20	*TOUCHDOWN
2nd	06:26	GS40	3-1	1:15	punt
2nd	02:23	GS25	12-60	2:23	*FIELD GOAL
3rd	13:26	GS25	4-22	1:54	punt
3rd	11:18	GS25	3-2	1:25	punt
3rd	08:38	GS35	3-(-2)	1:39	punt
3rd	04:55	GS25	11-41	4:32	downs
4th	08:22	GS25	6-17	2:45	punt

### vs. Texas A&M

Qtr.	Time	Start	Pl-Yds	TOP	Result
1st	15:00	TAMU25	7-22	03:23	punt
1st	08:20	TAMU25	10-30	05:42	punt
1st	02:27	TAMU25	5-18	02:10	punt
2nd	13:55	TAMU25	4-1	03:16	punt
2nd	10:01	TAMU45	5-2	02:27	punt
2nd	02:29	TAMU22	9-46	02:08	*FIELD GOAL
3rd	13:04	TAMU22	3-(-3)	02:00	punt
3rd	09:07	TAMU25	3-75	01:16	*TOUCHDOWN
3rd	03:52	TAMU18	5-14	03:09	punt
4th	12:45	TAMU10	2-23	00:45	interception
4th	08:32	TAMU32	3-0	01:28	punt
4th	03:17	TAMU38	4-4	01:19	downs



## ARKANSAS DRIVE CHARTS

### at Georgia

Qtr.	Time	Start	Pl-Yds	TOP	Result
1st	10:43	ARK17	3-(-14)	1:23	punt
1st	04:30	ARK07	3-1	2:13	punt
1st	02:17	ARK25	12-55	5:00	missed fg
2nd	07:38	ARK25	3-0	2:17	punt
2nd	03:45	ARK36	3-7	1:28	punt
3rd	15:00	ARK25	3-(-10)	0:28	punt
3rd	10:05	ARK25	3-3	1:52	punt
3rd	06:10	ARK37	5-19	3:08	punt
4th	12:12	ARK25	3-(-3)	1:46	punt
4th	03:46	ARK25	8-60	3:46	end of game

### at Ole Miss

Qtr.	Time	Start	Pl-Yds	TOP	Result
1st	15:00	ARK25	6-13	2:37	punt
1st	11:12	ARK18	15-82	6:55	*TOUCHDOWN
2nd	13:35	ARK25	9-75	3:03	*TOUCHDOWN
2nd	09:53	ARK25	4-48	1:33	fumble
2nd	07:06	ARK28	10-40	3:45	missed fg
2nd	00:35	ARK21	5-38	0:36	interception
3rd	11:30	ARK25	9-75	4:00	*TOUCHDOWN
3rd	06:17	MISS33	5-20	1:53	*FIELD GOAL
3rd	03:34	ARK25	4-75	1:52	*TOUCHDOWN
4th	13:04	ARK14	4-86	1:52	*TOUCHDOWN
4th	09:01	ARK25	7-14	3:22	punt
4th	03:59	ARK35	8-65	2:37	*TOUCHDOWN
4th	01:07	ARK25	9-75	1:07	*TOUCHDOWN

### Auburn

Qtr.	Time	Start	Pl-Yds	TOP	Result
1st	12:16	ARK25	11-49	4:39	*FIELD GOAL
1st	05:38	ARK20	6-39	2:10	punt
1st	01:13	ARK49	6-16	1:56	missed fg
2nd	09:59	ARK25	12-57	3:38	downs
2nd	02:53	ARK16	12-84	2:35	*TOUCHDOWN
3rd	15:00	ARK25	6-75	2:30	*TOUCHDOWN
3rd	10:34	ARK30	4-15	1:10	punt
3rd	08:34	ARK11	3-(-11)	1:15	fumble
3rd	07:19	ARK25	8-46	2:52	downs
3rd	04:16	ARK25	13-75	4:16	*TOUCHDOWN
4th	10:35	ARK25	3-7	1:5	punt
4th	02:23	ARK33	7-28	0:55	downs

### UAPB

Qtr.	Time	Start	Pl-Yds	TOP	Result
1st	15:00	ARK35	6-65	1:22	*TOUCHDOWN
1st	12:25	APB49	1-49	0:09	*TOUCHDOWN
1st	08:25	ARK20	5-24	2:09	punt
1st	04:33	ARK16	12-71	3:21	*FIELD GOAL
2nd	13:59	ARK09	4-24	1:13	fumble
2nd	10:35	ARK05	7-95	1:44	*TOUCHDOWN
2nd	03:46	ARK32	3-68	0:47	*TOUCHDOWN
2nd	01:46	ARK45	4-45	0:46	*TOUCHDOWN
3rd	09:43	APB44	2-(-9)	0:25	fumble
3rd	08:57	ARK13	10-60	3:51	downs
3rd	00:20	ARK32	3-2	3:27	punt
4th	06:25	ARK18	4-8	2:23	punt
4th	01:44	ARK19	3-2	1:44	end of game

### Mississippi State

Qtr.	Time	Start	Pl-Yds	TOP	Result
1st	15:00	ARK25	6-19	2:43	punt
1st	11:23	ARK32	9-40	3:31	*FIELD GOAL
1st	06:54	ARK48	7-52	2:58	*TOUCHDOWN
2nd	13:48	ARK13	3-2	1:47	punt
2nd	07:09	ARK20	9-50	3:48	*FIELD GOAL
2nd	00:07	ARK31	1-(-1)	0:07	end of half
3rd	08:15	ARK25	10-42	3:37	*FIELD GOAL
3rd	02:10	ARK28	9-72	3:00	*TOUCHDOWN
4th	11:41	ARK25	10-51	4:14	missed fg
4th	02:22	ARK25	10-75	2:01	*TOUCHDOWN

## OPPONENT DRIVE CHARTS

### at Georgia

Qtr.	Time	Start	Pl-Yds	TOP	Result
1st	15:00	UGA25	9-75	4:14	*TOUCHDOWN
1st	09:20	UGA44	10-56	4:44	*TOUCHDOWN
2nd	12:17	UGA20	9-51	4:39	*FIELD GOAL
2nd	05:21	UGA28	3-4	1:11	punt
2nd	02:17	UGA12	6-19	1:57	end of half
3rd	14:32	ARK46	10-33	4:27	*FIELD GOAL
3rd	08:13	UGA19	3-9	1:38	punt
3rd	03:02	UGA07	11-93	5:50	*TOUCHDOWN
4th	10:26	UGA38	10-42	6:40	*FIELD GOAL

### at Ole Miss

Qtr.	Time	Start	Pl-Yds	TOP	Result
1st	12:23	MISS39	3-5	1:11	punt
1st	04:17	MISS25	17-75	5:42	*TOUCHDOWN
2nd	10:26	MISS17	2-83	0:33	*TOUCHDOWN
2nd	08:20	MISS27	3-(-5)	1:14	punt
2nd	03:21	MISS32	9-68	2:39	*TOUCHDOWN
3rd	15:00	MISS25	8-42	3:22	*FIELD GOAL
3rd	07:30	MISS25	4-8	1:13	downs
3rd	04:18	MISS21	3-79	0:44	*TOUCHDOWN
3rd	01:42	MISS25	10-75	3:29	*TOUCHDOWN
4th	11:12	MISS25	7-75	2:11	*TOUCHDOWN
4th	05:39	MISS24	3-1	1:40	punt
4th	01:22	MISS25	2-75	0:15	*TOUCHDOWN

### Auburn

Qtr.	Time	Start	Pl-Yds	TOP	Result
1st	15:00	AUB25	6-75	2:44	*TOUCHDOWN
1st	07:37	AUB25	4-18	1:59	punt
1st	03:28	AUB07	3-9	2:15	punt
2nd	14:17	AUB35	9-65	4:18	*TOUCHDOWN
2nd	06:21	AUB18	7-37	3:28	interception
2nd	00:18	AUB25	1-2	0:18	end of half
3rd	12:30	AUB25	3-7	1:56	punt
3rd	09:24	AUB27	3-5	0:50	punt
3rd	04:27	AUB29	1-71	0:11	*TOUCHDOWN
4th	15:00	AUB25	9-63	4:25	*FIELD GOAL
4th	08:41	AUB25	12-75	6:11	*TOUCHDOWN
4th	01:28	AUB39	4-12	1:28	end of game

### UAPB

Qtr.	Time	Start	Pl-Yds	TOP	Result
1st	13:38	APB25	3-5	1:13	punt
1st	12:16	APB25	7-55	3:51	missed fg
1st	06:16	APB20	3-7	1:43	punt
1st	01:12	APB25	6-33	2:13	punt
2nd	12:46	ARK33	4-30	2:11	interception
2nd	08:51	APB25	3-8	2:01	punt
2nd	06:50	APB25	4-8	3:04	punt
2nd	02:59	APB25	3-(-1)	1:13	punt
2nd	01:00	APB25	2-1	1:00	end of half
3rd	12:00	APB25	3-6	2:17	punt
3rd	09:18	ARK47	1-0	0:21	interception
3rd	05:06	APB27	10-41	4:34	downs
4th	11:53	APB24	9-61	5:19	*FIELD GOAL
4th	04:02	APB30	3-4	2:18	punt

### Mississippi State

Qtr.	Time	Start	Pl-Yds	TOP	Result
1st	12:17	MSU20	3-4	0:54	punt
1st	07:52	MSU25	3-(-9)	0:58	punt
1st	03:48	MSU09	10-54	5:00	interception
2nd	12:01	MSU38	11-57	4:52	missed fg
2nd	03:15	MSU26	11-74	3:08	*TOUCHDOWN
3rd	14:51	MSU34	13-66	6:36	*TOUCHDOWN
3rd	04:38	MSU25	6-47	2:28	missed fg
4th	14:10	MSU25	7-75	2:29	*TOUCHDOWN
4th	07:27	MSU24	9-76	5:05	*TOUCHDOWN
4th	00:21	MSU25	4-53	0:21	missed fg

## ARKANSAS DRIVE CHARTS

### at LSU

Qtr.	Time	Start	Pl-Yds	TOP	Result
1st	13:35	ARK47	5-23	1:36	*FIELD GOAL
1st	06:14	ARK20	3(-11)	1:23	punt
1st	01:39	ARK17	3(-4)	1:27	punt
2nd	14:52	ARK25	3(-2)	1:02	punt
2nd	12:46	ARK30	3-2	1:54	punt
2nd	09:31	ARK30	4-19	1:59	punt
2nd	06:12	ARK28	7-25	2:50	punt
2nd	00:36	ARK26	4-44	0:36	end of half
3rd	15:00	ARK25	11-29	3:51	downs
3rd	08:23	ARK37	5-63	2:22	*TOUCHDOWN
3rd	04:44	ARK37	9-53	4:07	*FIELD GOAL
4th	10:40	ARK30	3-7	1:31	punt
4th	05:58	ARK38	3-5	2:04	punt
4th	00:17	ARK14	1(-1)	0:17	end of half
OT	15:00	LSU25	4-6	15:00	*FIELD GOAL

### at Alabama

Qtr.	Time	Start	Pl-Yds	TOP	Result
1st	15:00	ARK25	5-20	02:16	punt
1st	08:34	ARK31	1-1	00:07	fumble
1st	07:41	ARK25	8-29	04:11	punt
2nd	14:54	ARK25	3(-5)	00:46	punt
2nd	11:11	ARK04	13-96	05:05	*TOUCHDOWN
2nd	05:21	ARK25	7-75	01:41	*TOUCHDOWN
2nd	01:44	ARK25	5-18	01:18	punt
3rd	11:31	ARK25	3-75	01:22	*TOUCHDOWN
3rd	06:15	ARK29	3(-2)	2:00	punt
3rd	01:09	ARK25	10-75	04:45	*TOUCHDOWN
4th	08:52	ARK01	3-6	01:22	punt
4th	05:39	ARK25	12-75	04:37	*TOUCHDOWN

### Missouri

Qtr.	Time	Start	Pl-Yds	TOP	Result
1st	13:23	ARK15	8-67	03:22	*FIELD GOAL
1st	05:32	ARK20	3-9	01:35	punt
1st	02:27	ARK38	1-1	00:07	fumble
2nd	13:27	ARK25	3-4	01:43	punt
2nd	08:43	ARK24	8-76	02:50	*TOUCHDOWN
2nd	03:02	ARK25	3-9	01:34	punt
2nd	00:21	ARK18	1(-4)	00:21	end of half
3rd	15:00	ARK25	3-4	00:53	punt
3rd	12:24	ARK39	3-61	01:11	*TOUCHDOWN
3rd	10:04	ARK48	2-52	00:16	*TOUCHDOWN
3rd	02:03	ARK25	11-70	05:19	*FIELD GOAL
4th	11:37	MIZ47	4-47	01:45	*TOUCHDOWN
4th	08:15	ARK20	3(-9)	02:28	punt
4th	01:23	ARK50	2-18	01:23	end of game

## OPPONENT DRIVE CHARTS

### at LSU

Qtr.	Time	Start	Pl-Yds	TOP	Result
1st	15:00	LSU25	3-5	1:25	punt
1st	11:59	LSU25	10-34	5:45	punt
1st	04:51	ARK43	9-28	3:04	*FIELD GOAL
1st	00:12	ARK40	3-40	0:20	*TOUCHDOWN
2nd	13:50	LSU41	3(-6)	1:04	punt
2nd	10:52	LSU44	4-26	1:21	fumble
2nd	07:32	LSU20	3-0	1:20	punt
2nd	03:22	LSU11	5-19	2:46	punt
3rd	11:09	LSU46	7-17	2:46	missed fg
3rd	06:01	LSU25	4-16	1:17	interception
3rd	00:37	LSU25	12-48	4:44	*FIELD GOAL
4th	09:09	LSU23	8-39	3:11	downs
4th	03:54	LSU05	6-35	3:37	punt
OT	15:00	ARK25	5-17	15:00	interception

### at Alabama

Qtr.	Time	Start	Pl-Yds	TOP	Result
1st	12:44	ALA24	11-45	04:10	downs
1st	08:27	ARK32	4-2	00:46	*FIELD GOAL
1st	03:30	ALA02	9-98	03:36	*TOUCHDOWN
2nd	14:08	ALA30	6-34	02:57	punt
2nd	06:06	ALA25	2-75	00:45	*TOUCHDOWN
2nd	03:40	ALA25	6-75	01:56	*TOUCHDOWN
2nd	00:26	ALA05	1-6	00:26	end of half
3rd	15:00	ALA25	9-75	03:29	*TOUCHDOWN
3rd	10:09	ALA25	9-46	03:54	missed fg
3rd	04:15	ALA24	9-63	03:06	*FIELD GOAL
4th	11:24	ALA25	7-74	02:32	fumble
4th	07:30	ALA45	4-55	01:51	*TOUCHDOWN
4th	01:02	ARK47	2(-2)	01:02	end of game

### Missouri

Qtr.	Time	Start	Pl-Yds	TOP	Result
1st	15:00	MIZ25	3-23	01:37	punt
1st	09:56	MIZ20	9-35	04:24	punt
1st	03:57	MIZ30	5-32	01:30	downs
1st	02:20	ARK39	7-11	03:53	*FIELD GOAL
2nd	11:44	MIZ29	6-14	03:01	punt
2nd	05:53	MIZ25	8-44	02:51	*FIELD GOAL
2nd	01:28	MIZ24	5-17	01:07	punt
3rd	14:07	MIZ14	3-6	01:43	punt
3rd	11:13	MIZ25	3(-5)	01:09	punt
3rd	09:48	MIZ25	14-51	07:45	*FIELD GOAL
4th	11:44	MIZ25	1-0	00:07	interception
4th	09:52	MIZ25	4-14	01:37	punt
4th	05:47	MIZ42	11-58	04:22	*TOUCHDOWN

**RAZORBACKS BY POSITION**

No.	Name	Ht.	Wt.	Cl.	Hometown (Previous School)
<b>QB (5)</b>					
1	KJ Jefferson	6-3	245	R-So.	Sardis, Miss. (North Panola HS)
3	Lucas Coley	6-2	205	Fr.	San Antonio, Texas (Cornerstone Christian School)
4	Malik Hornsby	6-2	180	R-Fr.	Missouri City, Texas (Ft. Bend Marshall HS)
9	John Stephen Jones	5-11	205	R-Jr.	Dallas, Texas (Highland Park HS)
18	Kade Renfro	6-3	210	R-Fr.	Stephenville, Texas (Stephenville HS/Ole Miss)
<b>RB (8)</b>					
0	AJ Green	5-11	200	Fr.	Tulsa, Okla. (Union HS)
5	Raheim Sanders	6-2	225	Fr.	Rockledge, Fla. (Rockledge HS)
20	Dominique Johnson	6-1	235	So.	Crowley, Texas (Crowley HS)
21	Javion Hunt	6-0	205	Fr.	Oklahoma City, Okla. (Carl Albert HS)
22	Trelon Smith	5-9	190	R-Sr.	Houston, Texas (Arizona State)
26	Donte Buckner	5-11	200	R-Fr.	Pine Bluff, Ark. (White Hall HS)
32	Reid Turner	5-10	190	R-So.	Farmington, Ark. (Farmington HS)
41	T.J. Hammonds	5-10	195	R-Sr.	Little Rock, Ark. (Joe T. Robinson HS)
<b>WR (11)</b>					
2	Ketron Jackson Jr.	6-2	205	Fr.	Royse City, Texas (Royse City HS)
6	Kendall Catalan	5-9	185	R-Sr.	Mansfield, Texas (Southern)
10	De'Vion Warren	5-10	195	Sr.	Monroe, La. (Ouachita Parish HS)
11	Jaquayln Crawford	5-10	175	R-Jr.	Rockdale, Texas (Rockdale HS/Oklahoma)
13	Jaedon Wilson	6-3	175	Fr.	DeSoto, Texas (DeSoto HS)
14	Bryce Stephens	6-0	180	Fr.	Oklahoma City, Okla. (John Marshall HS)
17	John David White	5-11	185	R-So.	Little Rock, Ark. (Pulaski Academy)
19	Tyson Morris	6-1	205	R-Sr.	Helena-West Helena, Ark. (Fayetteville HS)
83	Chris Harris	5-10	190	Fr.	Dumas, Ark. (Dumas HS)
84	Warren Thompson	6-3	205	R-Jr.	Seffner, Fla. (Armwood HS/Florida State)
85	Harper Cole	5-9	180	R-Fr.	Aurora, Ill. (Waubonsie Valley HS)
<b>TE (9)</b>					
7	Trey Knox	6-5	215	Jr.	Murfreesboro, Tenn. (Blackman HS)
15	Landon Rogers	6-4	210	Fr.	Little Rock, Ark. (Parkview HS)
36	Erin Outley	6-4	255	Fr.	Little Rock, Ark. (Parkview HS)
39	Nathan Johnson	6-4	205	R-Fr.	Little Rock, Ark. (Catholic HS)
42	Zach Lee	6-5	230	R-Fr.	Bentonville, Ark. (Bentonville HS)
80	Collin Sutherland	6-5	245	R-Fr.	Flower Mound, Texas (Marcus HS)
82	Hudson Henry	6-5	255	R-So.	Little Rock, Ark. (Pulaski Academy)
87	Blake Kern	6-4	265	R-Sr.*	Lamar, Ark. (Lamar HS)
89	Nathan Bax	6-4	255	R-So.	Jefferson City, Mo. (Helias Catholic HS/III. St.)
<b>OL (19)</b>					
50	Cole Carson	6-5	305	Fr.	Bogata, Texas (Rivercrest HS)
51	Ricky Stromberg	6-4	310	Jr.	Tulsa, Okla. (Union HS)
53	Ty'Kieast Crawford	6-5	350	So.	Carthage, Texas (Carthage HS/Charlotte)
54	Austin Nix	6-2	325	R-Jr.	Texarkana, Ark. (Arkansas HS)
55	Beaux Limmer	6-5	300	R-So.	Tyler, Texas (Tyler Lee HS)
56	Marcus Henderson	6-5	290	So.	Memphis, Tenn. (Memphis University School)
57	Shane Clenin	6-6	335	R-Sr.	Festus, Mo. (Jefferson HS)
62	Brady Latham	6-5	305	R-So.	Jenks, Okla. (Jenks HS)
63	Terry Wells	6-5	310	Fr.	Parkin, Ark. (Wynne HS)
65	Devon Manuel	6-9	370	Fr.	Sunset, La. (Beau Chene HS)
66	Ty Clary	6-4	315	R-Sr.	Fayetteville, Ark. (Fayetteville HS)
67	Josh Street	6-6	290	Fr.	Bentonville, Ark. (Bentonville HS)
70	Luke Jones	6-5	310	R-Jr.	Little Rock, Ark. (Pulaski Academy/Notre Dame)
71	Ryan Winkel	6-6	310	R-Jr.	Memphis, Tenn. (Christian Brothers HS)
72	Drew Vest	6-6	315	R-So.	Searcy, Ark. (Searcy HS)
76	Myron Cunningham	6-6	325	R-Sr.	Warren, Ohio (Iowa Central CC)
78	Dalton Wagner	6-9	330	R-Sr.	Spring Grove, Ill. (Richmond Burton HS)
79	Dylan Rathcke	6-5	300	R-So.	Baton Rouge, La. (University Lab HS)

**RAZORBACKS BY POSITION**

No.	Name	Ht.	Wt.	Cl.	Hometown (Previous School)
<b>DB (20)</b>					
1	Jalen Catalan	5-10	200	R-So.	Mansfield, Texas (Mansfield Legacy HS)
2	Myles Slusher	6-0	185	So.	Broken Arrow, Okla. (Broken Arrow HS)
3	Nick Turner	5-11	190	R-Fr.	New Orleans, La. (Brother Martin HS)
4	Malik Chavis	6-2	195	R-So.	Rison, Ark. (Rison HS)
6	Jacorrei Turner	6-2	205	R-Fr.	Atlanta, Ga. (Woodward Academy)
7	Joe Foucha	5-11	205	Sr.	New Orleans, La. (McDonogh 35 HS)
8	Jayden Johnson	6-2	220	Fr.	Cedartown, Ga. (Cedartown HS)
9	Greg Brooks Jr.	5-11	185	Jr.	Harvey, La. (West Jefferson HS)
13	Chase Lowery	6-0	190	Fr.	Frisco, Texas (Frisco HS)
14	Nathan Parodi	5-9	175	R-Jr.	Austin, Texas (Lake Travis HS)
15	Simeon Blair	5-10	210	R-Jr.	Pine Bluff, Ark. (Pine Bluff HS)
17	Hudson Clark	6-2	180	R-So.	Dallas, Texas (Highland Park HS)
18	Trent Gordon	5-11	190	R-Jr.	Spring, Texas (Manvel HS/Penn State)
19	Khari Johnson	6-0	185	So.	Boston, Mass. (Suffield Academy)
20	Zach Zimos	6-4	230	R-So.	Sugar Land, Texas (Fort Bend Travis HS)
21	Montaric Brown	6-0	190	R-Sr.	Ashdown, Ark. (Ashdown HS)
23	Devin Bush	6-0	200	R-So.	New Orleans, La. (Edna Karr HS)
24	LaDarrius Bishop	6-0	190	R-Jr.	Ashdown, Ark. (Ashdown HS)
26	Kevin Compton	6-2	175	R-Fr.	Pine Bluff, Ark. (Watson Chapel HS)
38	Jon Conley	6-0	175	R-So.	Fayetteville, Ark. (Fayetteville HS)
<b>LB (13)</b>					
10	Bumper Pool	6-2	230	Sr.	Lucas, Texas (Lovejoy HS)
22	Deon Edwards	6-1	220	R-Sr.*	Clermont, Fla. (Lake Minneola HS)
25	Marco Avant	6-3	215	Fr.	Forrest City, Ark. (Jonesboro HS)
27	Hayden Henry	6-2	225	Sr.*	Little Rock, Ark. (Pulaski Academy)
28	Andrew Parker	6-2	245	R-Jr.	New Orleans, La. (Sophie B. Wright HS)
31	Grant Morgan	5-11	235	R-Sr.*	Greenwood, Ark. (Greenwood HS)
33	Kelin Burrle	6-0	205	R-Fr.	Harvey, La. (Helen Cox HS)
35	Jake Yurachek	6-0	230	R-Jr.	Friendswood, Texas (Friendswood HS/Colorado)
40	Chris Paul Jr.	6-1	240	Fr.	Cordele, Ga. (Crisp County HS)
43	Brooks Both	6-0	230	R-Fr.	Harrison, Ark. (Harrison HS)
45	Jackson Woodard	6-3	235	R-Fr.	Little Rock, Ark. (LR Christian Academy)
47	Jordan Hanna	6-1	215	Fr.	Greenwood, Ark. (Greenwood HS)
49	McKinley Williams	6-1	210	R-Jr.	Sheridan, Ark. (Sheridan HS)
<b>DL (15)</b>					
0	Markell Utsey	6-4	290	R-Sr.	Little Rock, Ark. (Parkview HS/Missouri)
5	Dorian Gerald	6-3	265	R-Sr.*	Florence, S.C. (College of the Canyons [Calif.])
11	Mataio Soli	6-4	245	Jr.	Douglasville, Ga. (Douglas County HS)
37	Eric Thomas Jr.	6-3	245	So.	Pensacola, Fla. (Booker T. Washington HS)
50	Eric Gregory	6-4	295	R-So.	Memphis, Tenn. (IMG Academy)
56	Zach Williams	6-4	255	Jr.	Little Rock, Ark. (Joe T. Robinson HS)
58	Jashaud Stewart	6-2	240	So.	Jonesboro, Ark. (Jonesboro HS)
90	Marcus Miller	6-5	295	R-So.	Warren, Ark. (Warren HS)
91	Taurean Carter	6-3	305	R-So.	Mansfield, Texas (Mansfield Legacy HS)
92	Cameron Ball	6-5	310	Fr.	Atlanta, Ga. (Tri-Cities HS)
93	Isaiah Nichols	6-3	300	R-Jr.	Springdale, Ark. (Springdale HS)
94	Jon Hill	6-5	250	Fr.	Dumas, Ark. (Dumas HS)
95	Morgan Hanna	6-4	221	R-So.	Greenwood, Ark. (Greenwood HS)
97	Jalen Williams	6-3	310	Jr.	Tylertown, Miss. (Tylertown HS/Jones College)
99	John Ridgeway	6-6	320	R-Sr.	Bloomington, Ill. (Bloomington, Ill./Ill. St.)
<b>Specialists (8)</b>					
29	Cam Little (K/P)	6-2	185	Fr.	Moore, Okla. (Southmoore HS)
30	Reid Bauer (P)	5-11	200	R-Jr.	Magnolia, Texas (Magnolia HS)
42	Sam Loy (P)	6-1	195	R-Sr.	San Clemente, Calif. (Colorado)
46	Francisco Castro (LS)	6-1	210	Fr.	Miami, Fla. (Columbus HS)
48	Jordan Silver (LS)	6-1	235	R-Sr.	Branson, Mo. (Branson HS)
52	John Oehrlein (LS)	6-1	240	R-So.	Austin, Texas (Westlake HS)
80	Matthew Phillips (K/P)	5-10	175	R-Jr.	Brentwood, Tenn. (Brentwood HS)
94	Patrick Foley (P)	6-3	200	Fr.	Omaha, Neb. (Creighton Prep)



ALPHABETICAL ROSTER

No.	Name	Pos.
25	Marco Avant	LB
92	Cameron Ball	DL
30	Reid Bauer	P
89	Nathan Bax	TE
24	LaDarrius Bishop	DB
15	Simeon Blair	DB
43	Brooks Both	LB
9	Greg Brooks Jr.	DB
21	Montaric Brown	DB
26	Donte Buckner	RB
33	Kelin Burrle	LB
23	Devin Bush	CB
50	Cole Carson	OL
91	Taurean Carter	DL
46	Francisco Castro	LS
1	Jalen Catalon	DB
6	Kendall Catalon	WR
4	Malik Chavis	DB
17	Hudson Clark	DB
66	Ty Clary	OL
57	Shane Clinin	OL
85	Harper Cole	WR
3	Lucas Coley	QB
26	Kevin Compton	WR
38	Jon Conley	DB
53	Ty'Kieast Crawford	OL
76	Myron Cunningham	OL
22	Deon Edwards	LB
94	Patrick Foley	P
7	Joe Foucha	DB
5	Dorian Gerald	DL
18	Trent Gordon	DB
0	AJ Green	RB
50	Eric Gregory	DL
41	T.J. Hammonds	RB
47	Jordan Hanna	LB
59	Morgan Hanna	DL
83	Chris Harris	WR
56	Marcus Henderson	OL
27	Hayden Henry	LB
82	Hudson Henry	TE
94	Jon Hill	DL
4	Malik Hornsby	QB
31	Javion Hunt	RB
2	Ketron Jackson Jr.	WR
1	KJ Jefferson	QB
20	Dominique Johnson	RB
8	Jayden Johnson	DB
19	Khari Johnson	DB
39	Nathan Johnson	TE
9	John Stephen Jones	QB
70	Luke Jones	OL
87	Blake Kern	TE
7	Trey Knox	WR
62	Brady Latham	OL
42	Zach Lee	TE
55	Beaux Limmer	OL
29	Cam Little	K/P
13	Chase Lowery	DB
42	Sam Loy	P
65	Devon Manuel	OL
90	Marcus Miller	DL
31	Grant Morgan	LB
19	Tyson Morris	WR
93	Isaiah Nichols	DL
54	Austin Nix	OL

NUMERICAL ROSTER

No.	Name	Pos.	Ht.	Wt.	Cl.	Exp.	Hometown (Previous School)
0	AJ Green	RB	5-11	200	Fr.	HS	Tulsa, Okla. (Union HS)
0	Markell Utsey	DL	6-4	290	R-Sr.*	TR	Little Rock, Ark. (Parkview HS/Missouri)
1	Jalen Catalon	DB	5-10	200	R-So.	1L	Mansfield, Texas (Mansfield Legacy HS)
1	KJ Jefferson	QB	6-3	245	R-So.	1L	Sardis, Miss. (North Panola HS)
2	Ketron Jackson Jr.	WR	6-2	205	Fr.	HS	Royce City, Texas (Royce City HS)
2	Myles Slusher	DB	6-0	185	So.	1L	Broken Arrow, Okla. (Broken Arrow HS)
3	Lucas Coley	QB	6-2	205	Fr.	HS	San Antonio, Texas (Cornerstone Christian School)
3	Nick Turner	DB	5-11	190	R-Fr.	RS	New Orleans, La. (Brother Martin HS)
4	Malik Chavis	DB	6-2	195	R-So.	1L	Rison, Ark. (Rison HS)
4	Malik Hornsby	QB	6-2	180	R-Fr.	RS	Missouri City, Texas (Ft. Bend Marshall HS)
5	Dorian Gerald	DL	6-3	265	R-Sr.*	2L	Florence, S.C. (College of the Canyons [Calif.]
5	Raheim Sanders	RB	6-2	225	Fr.	HS	Rockledge, Fla. (Rockledge HS)
6	Kendall Catalon	WR	5-9	185	R-Sr.	SO	Mansfield, Texas (Southern)
6	Jacorrei Turner	DB	6-2	205	R-Fr.	RS	Atlanta, Ga. (Woodward Academy)
7	Joe Foucha	DB	5-11	205	Sr.	3L	New Orleans, La. (McDonogh 35 HS)
7	Trey Knox	WR	6-5	215	Jr.	2L	Murfreesboro, Tenn. (Blackman HS)
8	Jayden Johnson	DB	6-2	220	Fr.	HS	Cedartown, Ga. (Cedartown HS)
9	Greg Brooks Jr.	DB	5-11	185	Jr.	2L	Harvey, La. (West Jefferson HS)
9	John Stephen Jones	QB	5-11	205	R-Jr.	1L	Dallas, Texas (Highland Park HS)
10	Bumper Pool	LB	6-2	230	Sr.	3L	Lucas, Texas (Lovejoy HS)
10	De'Vion Warren	WR	5-10	195	Sr.*	4L	Monroe, La. (Ouachita Parish HS)
11	Jaquayn Crawford	WR	5-10	175	R-Jr.	TR	Rockdale, Texas (Rockdale HS/Oklahoma)
11	Mataio Soli	DL	6-4	245	Jr.	2L	Douglasville, Ga. (Douglas County HS)
13	Chase Lowery	DB	6-0	190	Fr.	HS	Frisco, Texas (Frisco HS)
13	Jaedon Wilson	WR	6-3	175	Fr.	HS	DeSoto, Texas (DeSoto HS)
14	Nathan Parodi	DB	5-9	175	R-Jr.	2L	Austin, Texas (Lake Travis HS)
14	Bryce Stephens	WR	6-0	180	Fr.	HS	Oklahoma City, Okla. (John Marshall HS)
15	Simeon Blair	DB	5-10	210	R-Jr.	2L	Pine Bluff, Ark. (Pine Bluff HS)
15	Landon Rogers	TE	6-4	210	Fr.	HS	Little Rock, Ark. (Parkview HS)
16	Keuan Parker	DB	5-11	175	Fr.	HS	Tulsa, Okla. (Booker T. Washington HS)
17	Hudson Clark	DB	6-2	180	R-So.	1L	Dallas, Texas (Highland Park HS)
17	John David White	WR	5-11	185	R-So.	1L	Little Rock, Ark. (Pulaski Academy)
18	Trent Gordon	DB	5-11	190	R-Jr.	TR	Spring, Texas (Manvel HS/Penn State)
18	Kade Renfro	QB	6-3	210	R-Fr.	TR	Stephenville, Texas (Stephenville HS/Ole Miss)
19	Khari Johnson	DB	6-0	185	So.	1L	Boston, Mass. (Suffield Academy)
19	Tyson Morris	WR	6-1	205	R-Sr.*	3L	Helena-West Helena, Ark. (Fayetteville HS)
20	Dominique Johnson	RB	6-1	235	So.	1L	Crowley, Texas (Crowley HS)
20	Zach Zimos	DB	6-4	230	R-So.	1L	Sugar Land, Texas (Fort Bend Travis HS)
21	Montaric Brown	DB	6-0	190	R-Sr.	3L	Ashdown, Ark. (Ashdown HS)
21	Javion Hunt	RB	6-0	205	Fr.	HS	Oklahoma City, Okla. (Carl Albert HS)
22	Deon Edwards	LB	6-1	220	R-Sr.*	4L	Clermont, Fla. (Lake Minneola HS)
22	Trelon Smith	RB	5-9	190	R-Sr.	1L	Houston, Texas (Arizona State)
23	Devin Bush	DB	6-0	200	R-So.	SO	New Orleans, La. (Edna Karr HS)
24	LaDarrius Bishop	DB	6-0	190	R-Jr.	2L	Ashdown, Ark. (Ashdown HS)
25	Marco Avant	LB	6-3	215	Fr.	HS	Forrest City, Ark. (Jonesboro HS)
26	Donte Buckner	RB	5-11	200	R-Fr.	RS	Pine Bluff, Ark. (White Hall HS)
26	Kevin Compton	DB	6-2	175	R-Fr.	RS	Pine Bluff, Ark. (Watson Chapel HS)
27	Hayden Henry	LB	6-2	225	Sr.*	4L	Little Rock, Ark. (Pulaski Academy)
28	Andrew Parker	LB	6-2	245	R-Jr.	2L	New Orleans, La. (Sophie B. Wright HS)
29	Cam Little	K/P	6-2	185	Fr.	HS	Moore, Okla. (Southmoore HS)
30	Reid Bauer	P	5-11	200	R-Jr.	1L	Magnolia, Texas (Magnolia HS)
31	Grant Morgan	LB	5-11	235	R-Sr.*	4L	Greenwood, Ark. (Greenwood HS)
32	Reid Turner	RB	5-10	190	R-So.	SO	Farmington, Ark. (Farmington HS)
33	Kelin Burrle	LB	6-0	205	R-Fr.	RS	Harvey, La. (Helen Cox HS)
35	Jake Yurachek	LB	6-0	230	R-Jr.	2L	Friendswood, Texas (Friendswood HS/Colorado)
36	Erin Outley	TE	6-4	255	Fr.	HS	Little Rock, Ark. (Parkview HS)
37	Eric Thomas Jr.	DL	6-3	245	So.	1L	Pensacola, Fla. (Booker T. Washington HS)
38	Jon Conley	DB	6-0	175	R-So.	SO	Fayetteville, Ark. (Fayetteville HS)
39	Nathan Johnson	TE	6-4	205	R-Fr.	RS	Little Rock, Ark. (Catholic HS)
40	Chris Paul Jr.	LB	6-1	240	Fr.	HS	Cordele, Ga. (Crisp County HS)
41	T.J. Hammonds	RB	5-10	195	R-Sr.*	4L	Little Rock, Ark. (Joe T. Robinson HS)
42	Zach Lee	TE	6-5	230	R-Fr.	HS	Bentonville, Ark. (Bentonville HS)
42	Sam Loy	P	6-1	195	R-Sr.*	2L	San Clemente, Calif. (Colorado)
43	Brooks Both	LB	6-0	230	R-Fr.	RS	Harrison, Ark. (Harrison HS)
45	Jackson Woodard	LB	6-3	235	R-Fr.	RS	Little Rock, Ark. (LR Christian Academy)
46	Francisco Castro	LS	6-1	210	Fr.	HS	Miami, Fla. (Columbus HS)

## NUMERICAL ROSTER

No.	Name	Pos.	Ht.	Wt.	Cl.	Exp.	Hometown (Previous School)
47	Jordan Hanna	LB	6-2	215	Fr.	HS	Greenwood, Ark. (Greenwood HS)
48	Jordan Silver	LS	6-1	235	R-Sr.	3L	Branson, Mo. (Branson HS)
49	McKinley Williams	LB	6-1	210	R-Jr.	2L	Sheridan, Ark. (Sheridan HS)
50	Cole Carson	OL	6-5	305	Fr.	HS	Bogata, Texas (Rivercrest HS)
50	Eric Gregory	DL	6-4	295	R-So.	1L	Memphis, Tenn. (IMG Academy)
51	Ricky Stromberg	OL	6-4	310	Jr.	2L	Tulsa, Okla. (Union HS)
52	John Oehrlein	OL	6-1	240	R-So.	SQ	Austin, Texas (Westlake HS)
53	Ty'Kieast Crawford	OL	6-5	350	So.	TR	Carthage, Texas (Carthage HS/Charlotte)
54	Austin Nix	OL	6-2	325	R-Jr.	2L	Texarkana, Ark. (Arkansas HS)
55	Beaux Limmer	OL	6-5	300	R-So.	1L	Tyler, Texas (Tyler Lee HS)
56	Marcus Henderson	OL	6-5	290	R-Fr.	RS	Memphis, Tenn. (Memphis University School)
56	Zach Williams	DL	6-4	255	Jr.	2L	Little Rock, Ark. (Joe T. Robinson HS)
57	Shane Clenin	OL	6-6	325	R-Sr.	3L	Festus, Mo. (Jefferson HS)
58	Jashaud Stewart	DL	6-2	240	So.	1L	Jonesboro, Ark. (Jonesboro HS)
62	Brady Latham	OL	6-5	305	R-So.	1L	Jenks, Okla. (Jenks HS)
63	Terry Wells	OL	6-5	310	Fr.	HS	Parkin, Ark. (Wynne HS)
65	Devon Manuel	OL	6-9	370	Fr.	HS	Sunset, La. (Beau Chene HS)
66	Ty Clary	OL	6-4	315	Sr.*	4L	Fayetteville, Ark. (Fayetteville HS)
67	Josh Street	OL	6-6	290	Fr.	HS	Bentonville, Ark. (Bentonville HS)
70	Luke Jones	OL	6-5	310	R-Jr.	1L	Little Rock, Ark. (Pulaski Academy/Notre Dame)
71	Ryan Winkel	OL	6-6	310	R-Jr.	2L	Memphis, Tenn. (Christian Brothers HS)
72	Drew Vest	OL	6-6	315	R-So.	SQ	Searcy, Ark. (Searcy HS)
74	Jalen St. John	OL	6-5	330	R-Fr.	RS	St. Louis, Mo. (Trinity Catholic HS)
76	Myron Cunningham	OL	6-6	325	R-Sr.*	2L	Warren, Ohio (Iowa Central CC)
78	Dalton Wagner	OL	6-9	330	R-Sr.	3L	Spring Grove, Ill. (Richmond Burton HS)
79	Dylan Rathcke	OL	6-5	300	R-So.	SQ	Baton Rouge, La. (University Lab HS)
80	Matthew Phillips	K/P	5-10	175	R-Jr.	1L	Brentwood, Tenn. (Brentwood HS)
80	Collin Sutherland	TE	6-5	245	R-Fr.	RS	Flower Mound, Texas (Marcus HS)
82	Hudson Henry	TE	6-5	255	R-So.	1L	Little Rock, Ark. (Pulaski Academy)
83	Chris Harris	WR	5-10	190	R-Fr.	SQ	Dumas, Ark. (Dumas HS)
84	Warren Thompson	WR	6-3	205	R-Jr.	TR	Seffner, Fla. (Armwood HS/Florida State)
85	Harper Cole	WR	5-9	180	R-Fr.	RS	Aurora, Ill. (Waubonsie Valley HS)
87	Blake Kern	TE	6-4	265	R-Sr.*	3L	Lamar, Ark. (Lamar HS)
89	Nathan Bax	TE	6-4	255	R-So.	1L	Jefferson City, Mo. (Helias Catholic HS/III. St.)
90	Marcus Miller	DL	6-5	295	R-So.	1L	Warren, Ark. (Warren HS)
91	Taurean Carter	DL	6-3	305	R-So.	1L	Mansfield, Texas (Mansfield Legacy HS)
92	Cameron Ball	DL	6-5	310	Fr.	HS	Atlanta, Ga. (Tri-Cities HS)
93	Isaiah Nichols	DL	6-3	300	R-Jr.	2L	Springdale, Ark. (Springdale HS)
94	Patrick Foley	P	6-3	200	Fr.	HS	Omaha, Neb. (Creighton Prep)
94	Jon Hill	DL	6-5	250	Fr.	HS	Dumas, Ark. (Dumas HS)
95	Morgan Hanna	DL	6-4	245	R-So.	SQ	Greenwood, Ark. (Greenwood HS)
97	Jalen Williams	DL	6-3	310	Jr.	TR	Tylertown, Miss. (Tylertown HS/Jones College)
99	John Ridgeway	DL	6-6	320	R-Sr.	TR	Bloomington, Ill. (Bloomington HS/III. St.)

Roster by Class: Senior - 20 | Junior - 23 | Sophomore - 26 | Freshman - 40

## ALPHABETICAL ROSTER

No.	Name	Pos.
52	John Oehrlein	OL
36	Erin Outley	TE
28	Andrew Parker	LB
16	Keuan Parker	DB
28	Andrew Parker	LB
14	Nathan Parodi	DB
40	Chris Paul Jr.	LB
80	Matthew Phillips	P
10	Bumper Pool	LB
79	Dylan Rathcke	OL
18	Austin Renfro	QB
99	John Ridgeway	DL
15	Landon Rogers	TE
74	Jalen St. John	OL
5	Raheim Sanders	RB
48	Jordan Silver	LS
2	Myles Slusher	DB
22	Trelon Smith	RB
11	Mataio Soli	DL
14	Bryce Stephens	WR
58	Jashaud Stewart	DL
67	Josh Street	OL
51	Ricky Stromberg	OL
80	Collin Sutherland	TE
37	Eric Thomas Jr.	DL
84	Warren Thompson	WR
6	Jacorrei Turner	LB
3	Nick Turner	DB
32	Reid Turner	RB
0	Markell Utsey	DL
72	Drew Vest	OL
78	Dalton Wagner	OL
10	De'Vion Warren	WR
63	Terry Wells	OL
17	John David White	WR
97	Jalen Williams	DL
49	McKinley Williams	LB
56	Zach Williams	DL
13	Jaedon Wilson	WR
71	Ryan Winkel	OL
45	Jackson Woodard	LB
35	Jake Yurachek	LB
20	Zach Zimos	DB

## FOOTBALL STAFF

### Coaching Staff

Sam Pittman   Head Coach	.....2nd Season
Barry Odom   Assoc. Head Coach/DC/Safeties	.....2nd Season
Scott Fountain   Asst. HC/Special Teams Coord.	.....2nd Season
Kendal Briles   Offensive Coordinator/QBs	.....2nd Season
Jermial Ashley   Defensive Line	.....1st Season
Sam Carter   Cornerbacks	.....2nd Season
Kenny Guiton   Wide Receivers	.....1st Season
Cody Kennedy   Offensive Line	.....1st Season
Dowell Loggains   Tight Ends	.....1st Season
Michael Scherer   Linebackers	.....2nd Season
Jimmy Smith   Running Backs	.....2nd Season

### Graduate Assistants

Scott Winterton   Special Teams	.....2nd Season
Demerick Gary   Defense	.....1st Season
KreSean Reed   Defense	.....2nd Season
Ryan Yurachek   Offense	.....2nd Season
Alex Norton   Video	.....1st Season
Austin Van Poucke   Operations	.....3rd Season

### Quality Control

Michael Anthony   Offense	.....2nd Season
Mark Cala   Offense	.....2nd Season
Kenji Jackson   Defense	.....2nd Season
Mike Krysl   Special Teams	.....2nd Season
Collin Geier   Defense	.....1st Season
Jake Trump   Defense	.....2nd Season

### Support Staff

Patrick Doherty   Football Operations	.....2nd Season
Amanda Gilpin   Asst. Football Operations	.....2nd Season
Jamil Walker   Strength & Conditioning	.....2nd Season
Ed Ellis   Assoc. Strength & Conditioning	.....2nd Season
Dave Polanski   Athletic Training	.....4th Season
Dustin Shippey   Video	.....2nd Season
Jake Rosch   Equipment	.....8th Season
Butler Benton   Recruiting/Player Personnel	.....1st Season
Fernando Velasco   Player Development	.....2nd Season

## PRONUNCIATIONS

Kelin Burrle	.....KEY-lin burl
Taurean Carter	.....Tore-ee-an
Jaquayln Crawford	.....ja-kway-lin
Ty'Kieast Crawford	.....ty-KEAST
Joe Foucha	.....foo-SHAY
Malik Hornsby	.....ma-leek
Khari Johnson	.....kah-ree
Keuan Parker	.....kee-wahn
Nathan Parodi	.....pa-ro-DEE
Dylan Rathcke	.....wrath-key
Trelon Smith	.....tray-lawn
Mataio Soli	.....mah-TYE-oh
Jashaud Stewart	.....ja-shawd
Markell Utsey	.....UTT-see
Zach Zimos	.....ZIE-mus



**KJ JEFFERSON**

**1**

**Quarterback | 6-3 | 245 | R-Sophomore**  
**Sardis, Miss. | North Panola HS**

**QUICK HITS**

- 2,578 passing yards is 9th-most in a single-season in program history.
- Accounted for six TDs (3 throwing, 3 rushing) at Ole Miss, second-most in program history.
- 1 of 4 FBS QBs this season to total 20 or more TD passes with 3 or fewer interceptions.
- Against Miss. State, completed a career-high 82.6% of passes, the third-highest single-game completion percentage in school history (minimum of 20 attempts).
- Totaled three games this season of 300+ passing yards and at least 3 TD passes, first Arkansas QB to do so since Brandon Allen in 2015.
- Threw for a career-high 366 yards against Georgia Southern on 13 completions, becoming only the fifth FBS QB since 2000 to throw for over 365 yards on 13 or fewer completions.
- In the Georgia Southern game, hooked up with WR Treyton Burks for a 91-yard TD, the second longest TD scoring pass play in school history.
- Posted a career-high 89 rushing yards against Rice. First Arkansas player to run for at least 2 TDs and throw for a TD since Rawleigh Williams against Miss. St. in 2014.
- Named season opening starter for the first time in his career.
- Last year against Missouri, became the first Arkansas QB to throw for at least 270 yards with three passing TDs and at least one rushing TD since 2010 in his only start of the year.
- In 2019 made first career start against then-No 1 LSU.
- Consensus four-star prospect. and rated No. 4 dual-threat QB nationally by 247Sports and No. 12 player in Mississippi by Rivals.

**CAREER STATS**

	PASSING							RUSHING						
	GP/GS	COMP	ATT	PCT	YDS	TD	INT	LNG	ATT	YDS	AVG	TD	LNG	
2019	3/1	14	31	45.2	197	0	1	38	30	58	1.9	2	21	
2020	5/1	20	41	48.8	295	3	0	68	28	67	2.4	2	19	
2021	12/12	184	275	66.9	2,578	21	3	91	126	554	4.4	5	49	
<b>TOTAL</b>	<b>20/14</b>	<b>218</b>	<b>347</b>	<b>62.8</b>	<b>3,070</b>	<b>24</b>	<b>4</b>	<b>91</b>	<b>184</b>	<b>679</b>	<b>3.7</b>	<b>9</b>	<b>49</b>	

**GAME-BY-GAME STATS**

	PASSING							RUSHING						
	GP/GS	COMP	ATT	PCT	YDS	TD	INT	LNG	ATT	YDS	AVG	TD	LNG	
RICE	1/1	12	21	57.1	128	1	1	31	9	89	5.9	2	38	
TEXAS	1/1	14	19	73.7	138	0	1	45	10	73	7.3	0	34	
GEORGIA SOUTHERN	1/1	13	23	56.5	366	3	0	91	5	18	3.6	0	17	
vs. Texas A&M	1/1	7	15	46.7	212	2	0	85	8	50	6.2	0	19	
at Georgia	1/1	8	13	61.5	65	0	0	22	8	5	0.6	0	14	
at Ole Miss	1/1	25	35	71.4	326	3	1	46	20	85	4.2	3	11	
AUBURN	1/1	21	35	60.0	228	2	0	30	18	66	3.7	0	20	
UAPB	1/1	10	17	58.8	194	4	0	39	3	33	11.0	0	12	
MISSISSIPPI STATE	1/1	19	23	82.6	191	1	0	25	11	14	1.3	0	8	
at LSU	1/1	18	25	72.0	142	1	0	43	15	41	2.7	0	15	
at Alabama	1/1	22	30	73.3	326	3	0	66	13	22	1.7	0	15	
MISSOURI	1/1	15	19	78.9	262	1	0	55	6	58	9.7	0	49	

**SEASON HIGHS**

Pass Attempts	35 (2x) last vs. Auburn (10/16/21)
Completions	25 at Ole Miss (10/9/21)
Pass Yards	366 vs. Georgia Southern (9/18/21)
Pass TDs	4 vs. UAPB (10/23/21)
Long Pass	91 vs. Georgia Southern (9/18/21)
Completion %	82.6 vs. Mississippi State (11/6/21)
Rushes	20 at Ole Miss (10/9/21)
Rush Yards	89 vs. Rice (9/4/21)
Rush TDs	3 at Ole Miss (10/9/21)
Long Rush	49 vs. Missouri (11/26/21)

**CAREER HIGHS**

Pass Attempts	35 (2x) last vs. Auburn (10/16/21)
Completions	25 at Ole Miss (10/9/21)
Pass Yards	366 vs. Georgia Southern (9/18/21)
Pass TDs	4 vs. UAPB (10/23/21)
Long Pass	91 vs. Georgia Southern (9/18/21)
Completion %	82.6 vs. Mississippi State (11/6/21)
Rushes	20 at Ole Miss (10/9/21)
Rush Yards	89 vs. Rice (9/4/21)
Rush TDs	3 at Ole Miss (10/9/21)
Long Rush	49 vs. Missouri (11/26/21)



**MYLES SLUSHER**

**2**

**Defensive Back | 6-0 | 185 | Sophomore**  
**Broken Arrow, Okla. | Broken Arrow HS**

**QUICK HITS**

- Ranks seventh on the team in tackles.
- Made his first start of the season against Auburn, taking over for the injured Jalen Catalan at safety.
- Registered a career-high 10 tackles in the regular-season finale against Missouri.
- As a freshman in 2020, tied for the team-lead with two fumble recoveries.
- Rated a four-star prospect by 247Sports, Rivals and ESPN and the No. 5 safety in the country by 247Sports.

**CAREER STATS**

	GP/GS	UA	A	TOT	TFL-YDS	SCK-YDS	FF	FR-YDS	INT-YDS	QBH	BRUP
2020	6/1	9	6	15	1.0-1	0.0-0	1	2-7	0-0	0	0
2021	10/6	28	17	45	2.0-8	0.5-4	0	0-0	2-11	2	4
<b>TOTAL</b>	<b>16/7</b>	<b>37</b>	<b>23</b>	<b>60</b>	<b>3.0-9</b>	<b>0.5-4</b>	<b>1</b>	<b>2-7</b>	<b>2-11</b>	<b>2</b>	<b>4</b>

**GAME-BY-GAME STATS**

	GP/GS	UA	A	TOT	TFL-YDS	SCK-YDS	FF	FR-YDS	INT-YDS	QBH	BRUP
RICE							---	DNP	---		
TEXAS							---	DNP	---		
GEORGIA SOUTHERN	1/0	0	1	1	0.0-0	0.0-0	0	0-0	0-0	0	0
vs. Texas A&M	1/0	0	0	0	0.0-0	0.0-0	0	0-0	0-0	0	0
at Georgia	1/0	0	1	1	0.0-0	0.0-0	0	0-0	0-0	0	0
at Ole Miss	1/0	0	0	0	0.5-1	0.0-0	0	0-0	0-0	0	0
AUBURN	1/1	4	3	7	0.0-0	0.0-0	0	0-0	0-0	0	1
UAPB	1/1	2	2	4	1.0-5	0.5-4	0	0-0	1-11	1	0
MISSISSIPPI STATE	1/1	5	2	7	0.0-0	0.0-0	0	0-0	0-0	0	1
at LSU	1/1	6	0	6	0.0-0	0.0-0	0	0-0	1-0	0	1
at Alabama	1/1	5	4	9	1.0-3	0.0-0	0	0-0	0-0	1	0
MISSOURI	1/1	6	4	10	0.0-0	0.0-0	0	0-0	0-0	0	1

**SEASON HIGHS**

Tackles	10 vs. Missouri (11/26/21)
Tackles For Loss	1.0 (2x) last at Alabama (11/20/21)
Sacks	0.5 last vs. UAPB (10/23/21)
QB Hurries	1 (2x) last at Alabama (11/20/21)
Pass Breakups	1 (4x) last vs. Missouri (11/26/21)
Forced Fumbles	
Fumble Recoveries	
Interceptions	1 (2x) last at LSU (11/13/21)

**CAREER HIGHS**

Tackles	10 vs. Missouri (11/26/21)
Double Figure Tackle Games	1 vs. Missouri (11/26/21)
Tackles For Loss	1.0 (2x) last at Alabama (11/20/21)
Sacks	0.5 last vs. UAPB (10/23/21)
QB Hurries	1 (2x) last at Alabama (11/20/21)
Pass Breakups	1 (4x) last vs. Missouri (11/26/21)
Forced Fumbles	1 vs. LSU (11/21/20)
Fumble Recoveries	1 (2x) last vs. LSU (11/21/20)
Interceptions	1 (2x) last at LSU (11/13/21)





**RAHEIM SANDERS**

**5**

**Running Back | 6-2 | 225 | Freshman**  
**Rockledge, Fla. | Rockledge HS**

**QUICK HITS**

- Named to Freshman All-SEC Team.
- Ranks second in SEC among freshmen with 499 rushing yards.
- Totaled the most rushing yards by an Arkansas freshman since Devwah Whaley in 2016 (602).
- First Hog frosh to run for 100+ yards at Ole Miss since Chase Hayden in 2017 vs. Florida A&M, and his 139-yard output is the highest of any Razorback this season.
- Scored first career touchdown in Arkansas' win over Texas on a 26-yard rush.
- Made first career touchdown catch against Alabama.
- 1 of 2 Arkansas freshmen running backs this season to score both a rushing and receiving touchdown this season (AJ Green - 1 rushing, 1 receiving).
- Goes by the nickname "Rocket."
- Was brought in as an athlete that played wide receiver, running back and linebacker in high school, and settled on running back in college.
- Rated a four-star prospect by 247Sports and Rivals and the No. 8 athlete in the country by 247Sports.

**CAREER STATS**

	GP/GS	RUSHING					RECEIVING				
		ATT	YDS	AVG	TD	LNG	REC	YDS	AVG	TD	LNG
2021	12/0	101	499	4.9	3	42	11	109	9.9	1	24
<b>TOTAL</b>	<b>12/0</b>	<b>101</b>	<b>499</b>	<b>4.9</b>	<b>3</b>	<b>42</b>	<b>11</b>	<b>109</b>	<b>9.9</b>	<b>1</b>	<b>24</b>

**GAME-BY-GAME STATS**

	GP/GS	RUSHING					RECEIVING				
		ATT	YDS	AVG	TD	LNG	REC	YDS	AVG	TD	LNG
RICE	1/0	7	44	6.3	0	12	0	0	0.0	0	0
TEXAS	1/0	8	50	6.3	1	26	0	0	0.0	0	0
GEORGIA SOUTHERN	1/0	10	43	4.3	0	11	0	0	0.0	0	0
vs. Texas A&M	1/0	6	27	4.5	0	12	0	0	0.0	0	0
at Georgia	1/0	6	21	3.5	0	10	1	22	22.0	0	22
at Ole Miss	1/0	17	139	8.2	0	42	3	26	8.7	0	16
AUBURN	1/0	16	64	4.0	0	14	1	7	7.0	0	7
UAPB	1/0	9	46	5.1	0	9	0	0	0.0	0	0
MISSISSIPPI STATE	1/0	8	26	3.2	0	11	3	41	13.7	0	24
at LSU	1/0	0	0	0.0	0	0	1	-3	-3.0	0	0
at Alabama	1/0	6	23	3.8	0	14	2	16	8.0	1	17
MISSOURI	1/0	8	21	2.6	2	7	0	0	0.0	0	0

**SEASON HIGHS**

- Rushes .....17 at Ole Miss (10/9/21)
- Rushing Yards .....139 at Ole Miss (10/9/21)
- Rushing Touchdowns .....2 vs. Missouri (11/26/21)
- Long Rush .....42 at Ole Miss (10/9/21)
- 100-Yard Games .....1 at Ole Miss (10/9/21)
- Receptions .....3 (2x) vs. Mississippi State (11/6/21)
- Receiving Yards .....41 vs. Mississippi State (11/6/21)
- Receiving Touchdowns .....1 at Alabama (11/20/21)
- Long Reception .....24 vs. Mississippi State (11/6/21)

**CAREER HIGHS**

- Rushes .....17 at Ole Miss (10/9/21)
- Rushing Yards .....139 at Ole Miss (10/9/21)
- Rushing Touchdowns .....2 vs. Missouri (11/26/21)
- Long Rush .....42 at Ole Miss (10/9/21)
- 100-Yard Games .....1 at Ole Miss (10/9/21)
- Receptions .....3 (2x) vs. Mississippi State (11/6/21)
- Receiving Yards .....41 vs. Mississippi State (11/6/21)
- Receiving Touchdowns .....1 at Alabama (11/20/21)
- Long Reception .....24 vs. Mississippi State (11/6/21)



**JOE FOUCHA**

**7**

**Defensive Back | 5-11 | 205 | Senior**  
**New Orleans, La. | McDonogh 35 HS**

**QUICK HITS**

- In 2021 is the team's fourth leading tackler and is tied for fourth-most tackles for loss.
- 6.5 tackles for loss this year are a career-high and the most by an Arkansas DB since Ross Rasner (8.0) in 2012.
- Team's fourth leading tackler in 2020, tied with Greg Brooks Jr. with 3.0 TFL to lead Arkansas defensive backs.
- Had 10 stops in Arkansas win over Ole Miss in 2020, the team's first home win over an SEC opponent since 2016.
- Intercepted a career-high two passes last year in win at Mississippi State, earning SEC co-Defensive Player of the Week.
- House flooded during Hurricane Katrina - moved to Texas, moved back to NOLA later.

**CAREER STATS**

	GP/GS	UA	A	TOT	TFL-YDS	SCK-YDS	FF	FR-YDS	INT-YDS	QBH	BRUP
2018	9/1	6	5	11	0.0-0	0.0-0	0	0-0	0-0	0	0
2019	12/12	44	43	87	1.0-2	0.0-0	0	1-0	1-20	1	4
2020	10/8	18	42	60	3.0-6	1.0-1	1	1-0	2-26	0	3
2021	12/12	28	39	67	6.5-17	0.5-4	1	0-0	0-0	2	5
<b>TOTAL</b>	<b>43/33</b>	<b>96</b>	<b>129</b>	<b>225</b>	<b>10.5-25</b>	<b>1.5-5</b>	<b>2</b>	<b>2-0</b>	<b>3-46</b>	<b>3</b>	<b>12</b>

**GAME-BY-GAME STATS**

	GP/GS	UA	A	TOT	TFL-YDS	SCK-YDS	FF	FR-YDS	INT-YDS	QBH	BRUP
RICE	1/1	2	3	5	0.0-0	0.0-0	0	0-0	0-0	0	1
TEXAS	1/1	2	6	8	1.5-4	0.0-0	0	0-0	0-0	0	0
GEORGIA SOUTHERN	1/1	2	3	5	0.0-0	0.0-0	0	0-0	0-0	0	0
vs. Texas A&M	1/1	3	2	5	1.0-1	0.0-0	0	0-0	0-0	0	0
at Georgia	1/1	2	2	4	0.0-0	0.0-0	0	0-0	0-0	0	0
at Ole Miss	1/1	2	9	11	1.5-2	0.0-0	0	0-0	0-0	1	1
AUBURN	1/1	2	1	3	0.0-0	0.0-0	0	0-0	0-0	0	0
UAPB	1/1	1	1	2	1.5-9	0.5-4	0	0-0	0-0	0	1
MISSISSIPPI STATE	1/1	5	4	9	0.0-0	0.0-0	0	0-0	0-0	0	2
at LSU	1/1	1	1	2	0.0-0	0.0-0	1	0-0	0-0	0	0
at Alabama	1/1	4	2	6	1.0-1	0.0-0	0	0-0	0-0	1	0
MISSOURI	1/1	1	5	6	0.0-0	0.0-0	0	0-0	0-0	0	0

**SEASON HIGHS**

- Tackles .....11 at Ole Miss (10/9/21)
- Tackles For Loss .....1.5 (2x last) vs. UAPB (10/23/21)
- Sacks .....0.5 vs. UAPB (10/23/21)
- QB Hurries .....1 at Ole Miss (10/9/21)
- Pass Breakups .....2 vs. Mississippi State (11/6/21)
- Forced Fumbles .....1 at LSU (11/13/21)
- Interceptions .....

**CAREER HIGHS**

- Tackles .....13 at Alabama (10/26/19)
- Double-Digit Tackle Games .....2 last vs. Ole Miss (10/17/20)
- Tackles For Loss .....1.5 (2x) last vs. UAPB (10/23/21)
- Sacks .....1.0 vs. Tennessee (11/7/20)
- QB Hurries .....1 (2x) last at Ole Miss (10/9/21)
- Pass Breakups .....2 (2x) last time vs. Mississippi State (11/6/21)
- Forced Fumbles .....1 (2x) last at LSU (11/13/21)
- Interceptions .....2 at Mississippi State (10/3/20)



**GREG BROOKS JR.**

**9**

**Defensive Back | 5-11 | 185 | Junior**  
Harvey, La | West Jefferson HS

**QUICK HITS**

- Leads the team in 2021 with two fumble recoveries and is seventh in tackles.
- Finished the 2020 season sixth on the team in tackles.
- Scored a pick six in 2020's first win at Mississippi State.
- DNP in 2020 finale against Alabama, only missed game of his career.
- Intercepted first career pass in the 2019 season finale against Missouri.
- Dad, Greg Brooks Sr., played collegiately as a DB at Michigan and Southern Miss before being drafted in the sixth round of the 2004 NFL Draft by Cincinnati.

**CAREER STATS**

	GP/GS	UA	A	TOT	TFL-YDS	SCK-YDS	FF	FR-YDS	INT-YDS	QBH	BRUP
2019	12/12	13	12	25	0.0-0	0.0-0	0	0-0	1-6	1	3
2020	9/8	22	17	39	2.0-5	0.0-0	0	0-0	2-79	2	1
2021	12/9	19	25	44	2.5-12	0.0-0	0	2-6	0-0	1	3
<b>TOTAL</b>	<b>33/29</b>	<b>54</b>	<b>54</b>	<b>108</b>	<b>4.5-17</b>	<b>0.0-0</b>	<b>0</b>	<b>2-6</b>	<b>3-85</b>	<b>4</b>	<b>7</b>

**GAME-BY-GAME STATS**

	GP/GS	UA	A	TOT	TFL-YDS	SCK-YDS	FF	FR-YDS	INT-YDS	QBH	BRUP
RICE	1/1	3	3	6	0.5-0	0.0-0	0	0-0	0-0	0	0
TEXAS	1/1	1	1	2	0.0-0	0.0-0	0	1-6	0-0	1	0
GEORGIA SOUTHERN	1/1	1	2	3	1.0-6	0.0-0	0	0-0	0-0	0	0
vs. Texas A&M	1/1	2	2	4	1.0-6	0.0-0	0	0-0	0-0	0	0
at Georgia	1/1	3	4	7	0.0-0	0.0-0	0	0-0	0-0	0	0
at Ole Miss	1/1	2	5	7	0.0-0	0.0-0	0	0-0	0-0	0	0
AUBURN	1/1	4	1	5	0.0-0	0.0-0	0	0-0	0-0	0	0
UAPB	1/0	0	0	0	0.0-0	0.0-0	0	0-0	0-0	0	2
MISSISSIPPI STATE	1/0	1	3	4	0.0-0	0.0-0	0	0-0	0-0	0	0
at LSU	1/0	0	1	1	0.0-0	0.0-0	0	1-0	0-0	0	0
at Alabama	1/1	2	3	5	0.0-0	0.0-0	0	0-0	0-0	0	0
MISSOURI	1/1	0	0	0	0.0-0	0.0-0	0	0-0	0-0	0	1

**SEASON HIGHS**

**Tackles** .....7 (2x) last at Ole Miss (10/9/21)  
**Tackles For Loss** .....1.0 (2x) last vs. Texas A&M (9/25/21)  
**Sacks** .....  
**QB Hurries** .....1 vs. Texas (9/11/21)  
**Interceptions** .....  
**Pass Breakups** .....2 vs. UAPB (10/23/21)  
**Forced Fumbles** .....  
**Fumble Recoveries** .....1 (2x) last at LSU (11/13/21)

**CAREER HIGHS**

**Tackles** .....7 (3x) last at Ole Miss (10/9/21)  
**Tackles For Loss** .....1.5 vs. Ole Miss (10/17/20)  
**Sacks** .....  
**QB Hurries** .....1 (4x) last vs. Texas (9/11/21)  
**Interceptions** .....1 (3x) last vs. Ole Miss (10/17/20)  
**Interception Return Yards** .....69 at Mississippi State (10/3/20)  
**Pass Breakups** .....2 (2x) last vs. UAPB (10/23/21)  
**Forced Fumbles** .....  
**Fumble Recoveries** .....1 (2x) last at LSU (11/13/21)



**BUMPER POOL**

**10**

**Linebacker | 6-2 | 230 | Senior**  
Lucas, Texas | Lovejoy HS

**QUICK HITS**

- Tabbed AP All-SEC by both the coaches (second team) and AP (second team).
- Named All-SEC by the coaches in both 2020 and 2021.
- Team's leader in tackles, ranks second in the SEC averaging 10.0 tackles per game.
- Ranks second on the team with 7.5 tackles for loss.
- Posted the most tackles in the SEC over the last two years (2020-21) with 221 and last three seasons (2019-21) with 315. Ranks second in FBS among tackles since 2019.
- 344 career tackles rank 9th-most in program history.
- Logged seven games of 10 or more tackles this year, tied for third-most in FBS.
- Recorded a season-high 14 tackles in the season opener against Rice, despite being disqualified in the second half for targeting.
- Finished second on the team last year in tackles.
- Totaled a career-high 20 tackles at Mississippi State last year, the most by a Razorback since 2010 and earned SEC co-Defensive Player of the Week.
- Father, sister, grandfather, two aunts and two cousins are all graduates of Arkansas.
- Sister, Maddie, is Arkansas' Assistant Director of On-Campus Recruiting.

**CAREER STATS**

	GP/GS	UA	A	TOT	TFL-YDS	SCK-YDS	FF	FR-YDS	INT-YDS	QBH	BRUP
2018	10/4	14	15	29	2.5-4	0.0-0	0	1-60	0-0	1	4
2019	12/12	38	56	94	6.5-12	0.5-3	0	0-0	0-0	1	5
2020	9/9	40	61	101	6.5-11	0.5-3	0	0-0	0-0	1	5
2021	12/1	41	79	120	7.5-13	0.0-0	0	0-0	0-0	0	2
<b>TOTAL</b>	<b>43/26</b>	<b>134</b>	<b>204</b>	<b>344</b>	<b>23.0-40</b>	<b>1.0-6</b>	<b>0</b>	<b>1-60</b>	<b>0-0</b>	<b>3</b>	<b>16</b>

**GAME-BY-GAME STATS**

	GP/GS	UA	A	TOT	TFL-YDS	SCK-YDS	FF	FR-YDS	INT-YDS	QBH	BRUP
RICE	1/1	3	11	14	1.5-2	0.0-0	0	0-0	0-0	0	0
TEXAS	1/0	1	9	10	0.0-0	0.0-0	0	0-0	0-0	0	0
GEORGIA SOUTHERN	1/0	3	3	6	0.5-0	0.0-0	0	0-0	0-0	0	0
vs. Texas A&M	1/0	5	3	8	1.0-2	0.0-0	0	0-0	0-0	0	1
at Georgia	1/0	7	4	11	0.0-0	0.0-0	0	0-0	0-0	0	0
at Ole Miss	1/0	5	7	12	1.5-2	0.0-0	0	0-0	0-0	0	0
AUBURN	1/0	2	6	8	0.0-0	0.0-0	0	0-0	0-0	0	0
UAPB	1/0	1	7	8	1.0-1	0.0-0	0	0-0	0-0	0	0
MISSISSIPPI STATE	1/0	0	10	10	0.0-0	0.0-0	0	0-0	0-0	0	0
at LSU	1/0	6	7	13	2.0-6	0.0-0	0	0-0	0-0	0	1
at Alabama	1/0	3	4	7	0.0-0	0.0-0	0	0-0	0-0	0	0
MISSOURI	1/0	5	8	13	0.0-0	0.0-0	0	0-0	0-0	0	0

**SEASON HIGHS**

**Tackles** .....14 vs. Rice (9/4/21)  
**Tackles For Loss** .....2.0 at LSU (11/13/21)  
**Double-Digit Tackle Games** .....7 times last vs. Missouri (11/26/21)  
**Sacks** .....  
**Interceptions** .....  
**Interception Return Yards** .....  
**QB Hurries** .....  
**Pass Breakups** .....1 (2x) last at LSU (11/13/21)  
**Forced Fumbles** .....  
**Fumble Recoveries** .....

**CAREER HIGHS**

**Tackles** .....20 at Mississippi State (10/3/20)  
**Tackles For Loss** .....3.0 at Texas A&M (10/31/20)  
**Double-Digit Tackle Games** .....17 times last vs. Missouri (11/26/21)  
**Sacks** .....0.5 (2x) last vs. Georgia (9/26/20)  
**QB Hurries** .....1 (3x) last vs. Tennessee (11/7/20)  
**Interceptions** .....  
**Interception Return Yards** .....  
**Pass Breakups** .....2 at Mississippi State (10/3/20)  
**Forced Fumbles** .....1 at Colorado State (9/8/18)  
**Fumble Recoveries** .....1 vs. Eastern Illinois (9/1/18)



**De'VION WARREN** **10**

Wide Receiver | 5-10 | 186 | Senior  
Monroe, La. | Ouachita Parish HS

**QUICK HITS**

- Set career highs in every receiving statistic in 2020, played in 7 games, tore ACL at Florida.
- Recorded his first career 100-yard game with 100 yards on four catches, including a TD last year in the win at Mississippi State.
- Career 25.0 kickoff return average ranks third in school history behind Dickey Morton (26.14, 1971-73) and Felix Jones (28.2, 2005-07).
- 28.5 kickoff return average in 2018 ranks third for a single-season in program history and his 26.4 kickoff return average in 2017 ranks fourth.
- Totaled 1,500 career return yards, the third most in program history behind Felix Jones

**CAREER STATS**

	RECEIVING				RUSHING				KICK RETURN						
	GP/GS	REC	YDS	AVG	TD	LNG	ATT	YDS	AVG	TD	LNG	RET	YDS	TD	LNG
2017	12/0	1	5	5.0	0	5	2	10	5.0	0	6	29	765	1	100
2018	9/0	3	14	4.7	1	0	2	-3	-1.5	0	10	14	399	0	78
2019	9/0	4	19	4.8	0	15	5	51	10.2	0	17	16	326	0	37
2020	7/6	15	278	18.5	3	52	4	35	8.8	0	22	6	120	0	32
2021	12/10	13	219	16.8	0	55	3	48	16.0	0	11	0	0	0	0
<b>TOTAL</b>	<b>49/15</b>	<b>36</b>	<b>535</b>	<b>14.9</b>	<b>4</b>	<b>55</b>	<b>16</b>	<b>144</b>	<b>9.0</b>	<b>0</b>	<b>22</b>	<b>65</b>	<b>1610</b>	<b>1</b>	<b>100</b>

**GAME-BY-GAME STATS**

	RECEIVING				RUSHING				KICK RETURN						
	GP/GS	REC	YDS	AVG	TD	LNG	ATT	YDS	AVG	TD	LNG	RET	YDS	TD	LNG
RICE	1/1	2	14	7.0	0	10	0	0	0.0	0	0	0	0	0	0
TEXAS	1/1	1	8	8.0	0	8	0	0	0.0	0	0	0	0	0	0
GEORGIA SOUTHERN/1	3	67	22.3	0	44	0	0	0.0	0	0	0	0	0	0	0
vs. Texas A&M	1/1	0	0	0.0	0	0	0	0.0	0	0	0	0	0	0	0
at Georgia	1/1	0	0	0.0	0	0	0	0.0	0	0	0	0	0	0	0
at Ole Miss	1/1	1	12	12.0	0	12	1	11	11.0	0	11	0	0	0	0
AUBURN	1/0	0	0	0.0	0	0	0	0	0.0	0	0	0	0	0	0
UAPB	1/0	3	51	17.0	0	26	1	5	5.0	0	0	0	0	0	0
MISSISSIPPI STATE	1/1	0	0	0.0	0	0	0	0	0.0	0	0	0	0	0	0
at LSU	1/1	1	4	4.0	0	4	0	0	0.0	0	0	0	0	0	0
at Alabama	1/1	0	0	0.0	0	0	0	0	0.0	0	0	0	0	0	0
MISSOURI	1/1	2	63	31.5	0	55	1	32	32.0	0	32	0	0	0	0

**SEASON HIGHS**

- Receptions ..... 3 (2x) last vs. UAPB (10/23/21)
- Receiving Yards ..... 67 vs. Georgia Southern (9/18/21)
- Receiving Touchdowns .....
- Long Reception ..... 55 vs. Missouri (11/26/21)
- Rushes ..... 1 (2x) last vs. UAPB (10/23/21)
- Rushing Yards ..... 32 vs. Missouri (11/26/21)
- Rushing Touchdowns .....
- Long Rush ..... 32 vs. Missouri (11/26/21)
- Punt Returns .....
- Long Punt Return .....
- Kickoff Returns .....
- Kickoff Return Yards .....
- Kickoff Return Touchdowns .....

**CAREER HIGHS**

- Receptions ..... 4 at Mississippi State (10/3/20)
- Receiving Yards ..... 100 at Mississippi State (10/3/20)
- Receiving Touchdowns ..... 1 (2x) last at Mississippi State (10/3/20)
- Long Reception ..... 55 vs. Missouri (11/26/21)
- Rushes ..... 3 vs. Portland State (8/31/19)
- Rushing Yards ..... 41 vs. Tennessee (11/7/20)
- Rushing Touchdowns .....
- Long Rush ..... 32 vs. Missouri (11/26/21)
- Punt Returns .....
- Long Punt Return .....
- Kickoff Returns ..... 5 (2x) last vs. Coastal Carolina (11/4/17)
- Kickoff Return Yards ..... 141 at Ole Miss (10/28/17)
- Kickoff Return Touchdowns ..... 1 vs. Auburn (10/21/17)



**TREYLON BURKS** **16**

Wide Receiver | 6-3 | 225 | Junior  
Warren, Ark. | Warren HS

**QUICK HITS**

- 2,270 career receiving yards rank sixth in program history - opted out of Outback Bowl.
- 25 receiving yards away from reaching 1,000 for the season. Would become the fourth receiver in school history to reach the mark in a single-season.
- 10 receiving touchdowns this season is tied for the third-highest single-season mark in school history.
- Became the third player since 2000 to record 150+ rec. yards with 2 TD catches against Alabama.
- Tallied 9 career 100+ yard receiving games, tied for 2nd most in program history.
- Posted fourth career multi-TD game against Alabama.
- Recorded three 2-touchdown games this season, tied for second-most in FBS.
- Recorded 100th catch at Georgia, fastest Hog (since 1997) to 100 receipts, doing so in 25 games.
- Had a 91-yard TD catch vs. Georgia Southern, the second-longest scoring pass play in school history.
- Caught 10 passes for a career-best 206 yards at Missouri, first Razorback since 2012 to eclipse 200 receiving yards in a game.
- First Razorback to record a receiving TD in three straight games since Jonathan Nance in 2017.
- TD grab vs. Ole Miss in 2020 was the No. 1 play on SportsCenter that night.
- Posted a career day in win vs. Ole Miss with 11 catches, 137 yards, a TD and 46 yards rushing - first Razorback with 10+ catches since 2012.
- Finished second in 2019 among SEC freshman in receiving yards per catch (16.4 ypc) and yards per game (43.2 ypg).

**CAREER STATS**

	RECEIVING				RUSHING						
	GP/GS	REC	YDS	AVG	TD	LNG	ATT	YDS	AVG	TD	LNG
2019	11/9	29	475	16.4	0	38	9	35	3.9	0	11
2020	9/9	51	820	16.1	7	68	15	75	5.0	0	18
2021	12/12	66	1,104	16.7	11	91	14	114	8.1	1	49
<b>TOTAL</b>	<b>32/30</b>	<b>146</b>	<b>2,399</b>	<b>16.4</b>	<b>18</b>	<b>91</b>	<b>38</b>	<b>222</b>	<b>5.8</b>	<b>1</b>	<b>49</b>

**GAME-BY-GAME STATS**

	RECEIVING				RUSHING						
	GP/GS	REC	YDS	AVG	TD	LNG	ATT	YDS	AVG	TD	LNG
RICE	1/1	5	42	8.4	0	17	1	-2	-2.0	0	-2
TEXAS	1/1	5	37	7.4	0	20	0	0	0.0	0	0
GEORGIA SOUTHERN	1/1	3	127	42.3	1	91	1	2	2.0	0	2
vs. Texas A&M	1/1	6	167	27.8	1	85	1	14	14.0	0	0
at Georgia	1/1	3	10	3.3	0	5	0	0	0.0	0	0
at Ole Miss	1/1	7	136	19.4	1	37	1	1	1.0	0	0
AUBURN	1/1	9	109	12.1	2	30	0	0	0.0	0	0
UAPB	1/1	4	89	22.3	2	39	2	56	28.0	1	49
MISSISSIPPI STATE	1/1	5	63	13.7	1	25	3	39	13.0	0	26
at LSU	1/1	4	16	4.0	0	11	1	5	5.0	0	5
at Alabama	1/1	8	179	22.4	2	66	2	-4	-2.0	0	4
MISSOURI	1/1	7	129	18.4	1	52	2	1	0.5	0	2

**SEASON HIGHS**

- Receptions ..... 9 vs. Auburn (10/16/21)
- Receiving Yards ..... 179 at Alabama (11/20/21)
- Receiving Touchdowns ..... 2 (3x) last at Alabama (11/20/21)
- Long Reception ..... 91 vs. Georgia Southern (9/18/21)
- Rushes ..... 3 vs. Mississippi State (11/6/21)
- Rushing Yards ..... 56 vs. UAPB (10/23/21)
- Rushing Touchdowns ..... 1 vs. UAPB (10/23/21)
- Long Rush ..... 49 vs. UAPB (10/23/21)

**CAREER HIGHS**

- Receptions ..... 11 vs. Ole Miss (10/17/20)
- Receiving Yards ..... 206 at Missouri (12/5/20)
- Receiving Touchdowns ..... 2 (4x) last at Alabama (11/20/21)
- Long Reception ..... 91 vs. Georgia Southern (9/18/21)
- Rushes ..... 4 (4x) last vs. Ole Miss (10/17/20)
- Rushing Yards ..... 56 vs. UAPB (10/23/21)
- Rushing Touchdowns ..... 1 vs. UAPB (10/23/21)
- Long Rush ..... 49 vs. UAPB (10/23/21)



**TYSON MORRIS**

**19**

Wide Receiver | 6-1 | 205 | R-Senior  
Helena-West Helena, Ark. | Central Oklahoma



**QUICK HITS**

- With Burks opting out, is the team's active leader in receptions and yards.
- Made first career start against Rice and made a 9-yard TD reception.
- Finished fourth on the team in 2019 with 11.9 ypc.
- Began Arkansas career as walk-on, placed on scholarship in August 2019.
- Father, Isaiah Morris, played basketball at Arkansas from 1990-92 - drafted by Miami Heat.
- Won the Arkansas Class 7A state championship as a senior in 2015
- Transferred from Central Oklahoma in 2017.

**CAREER STATS**

	GP/GS	RECEIVING				RUSHING					
		REC	YDS	AVG	TD	LNG	ATT	YDS	AVG	TD	LNG
2018	11/0	4	30	7.5	1	11	0	0	0.0	0	0
2019	11/0	13	155	11.9	1	30	0	0	0.0	0	0
2020	10/0	7	67	9.6	1	17	0	0	0.0	0	0
2021	12/12	21	305	14.5	2	47	0	0	0.0	0	0
<b>TOTAL</b>	<b>44/12</b>	<b>45</b>	<b>557</b>	<b>12.4</b>	<b>5</b>	<b>47</b>	<b>0</b>	<b>0</b>	<b>0.0</b>	<b>0</b>	<b>0</b>

**GAME-BY-GAME STATS**

	GP/GS	RECEIVING				RUSHING					
		REC	YDS	AVG	TD	LNG	ATT	YDS	AVG	TD	LNG
RICE	1/1	3	42	14.0	1	31	0	0	0.0	0	0
TEXAS	1/1	1	45	45.0	0	45	0	0	0.0	0	0
GEORGIA SOUTHERN	1/1	2	61	30.5	1	47	0	0	0.0	0	0
vs. Texas A&M	1/1	1	21	21.0	0	21	0	0	0.0	0	0
at Georgia	1/1	1	9	9.0	0	9	0	0	0.0	0	0
at Ole Miss	1/1	3	26	8.7	0	15	0	0	0.0	0	0
AUBURN	1/1	3	32	10.7	0	19	0	0	0.0	0	0
UAPB	1/1	0	0	0.0	0	0	0	0	0.0	0	0
MISSISSIPPI STATE	1/1	3	38	12.7	0	0	0	0	0.0	0	0
at LSU	1/1	3	31	10.3	0	15	0	0	0.0	0	0
at Alabama	1/1	1	0	0.0	0	0	0	0	0.0	0	0
MISSOURI	1/1	0	0	0.0	0	0	0	0	0.0	0	0

**SEASON HIGHS**

Receptions ..... 3 (5x) last at LSU (11/13/21)  
 Receiving Yards ..... 61 vs. Georgia Southern (9/18/21)  
 Receiving Touchdowns ..... 1 vs. Rice (9/4/21)  
 Long Reception ..... 47 vs. Georgia Southern (9/18/21)

**CAREER HIGHS**

Receptions ..... 4 vs. San Jose State (9/21/19)  
 Receiving Yards ..... 61 vs. Georgia Southern (9/18/21)  
 Receiving Touchdowns ..... 1 (5x) last vs. Georgia Southern (9/18/21)  
 Long Reception ..... 47 vs. Georgia Southern (9/18/21)



**DOMINIQUE JOHNSON**

**20**

Running Back | 6-1 | 235 | Sophomore  
Crowley, Texas | Crowley HS

**QUICK HITS**

- Recorded the team's third individual rushing performance of 100+ yards against Miss. State, setting career-highs in virtually every major rushing statistical category.
- Scored the game winning TD with 21 seconds left in the fourth quarter against Miss. State on a 4-yard rush and scored the following 2-point conversion.
- Leads the team in rushing touchdowns, scored in each of the season's first three weeks.
- Spent time as a tight end in fall camp of 2021.
- In 2020, saw action primarily on special teams, appeared in two offensive snaps.
- Rated a three-star prospect by Rivals, 247Sports and ESPN

**CAREER STATS**

	GP/GS	RUSHING					RECEIVING				
		ATT	YDS	AVG	TD	LNG	REC	YDS	AVG	TD	LNG
2020	7/0	0	0	0.0	0	0	0	0	0.0	0	0
2021	12/5	86	498	5.8	7	48	6	74	12.3	1	11
<b>TOTAL</b>	<b>19/5</b>	<b>86</b>	<b>498</b>	<b>5.8</b>	<b>7</b>	<b>48</b>	<b>6</b>	<b>74</b>	<b>12.3</b>	<b>1</b>	<b>11</b>

**GAME-BY-GAME STATS**

	GP/GS	RUSHING					RECEIVING				
		ATT	YDS	AVG	TD	LNG	REC	YDS	AVG	TD	LNG
RICE	1/0	4	16	4.0	1	7	0	0	0.0	0	0
TEXAS	1/0	6	44	7.3	1	19	0	0	0.0	0	0
GEORGIA SOUTHERN	1/0	5	72	14.4	1	48	0	0	0.0	0	0
vs. Texas A&M	1/0	6	19	3.2	0	16	0	0	0.0	0	0
at Georgia	1/0	2	6	3.0	0	4	0	0	0.0	0	0
at Ole Miss	1/0	4	19	4.8	0	9	1	11	11.0	0	11
AUBURN	1/1	6	42	7.0	1	17	2	16	8.0	0	9
UAPB	1/0	6	91	15.2	0	34	0	0	0.0	0	0
MISSISSIPPI STATE	1/1	17	107	6.3	2	24	1	7	7.0	0	7
at LSU	1/1	15	40	2.7	0	13	2	40	20.0	1	43
at Alabama	1/1	9	23	2.6	1	12	0	0	0.0	0	0
MISSOURI	1/1	6	19	3.2	0	11	0	0	0.0	0	0

**SEASON HIGHS**

Rushes ..... 17 vs. Mississippi State (11/6/21)  
 Rushing Yards ..... 107 vs. Mississippi State (11/6/21)  
 Rushing Touchdowns ..... 2 vs. Mississippi State (11/6/21)  
 Long Rush ..... 48 vs. Georgia Southern (9/18/21)  
 100-Yard Games ..... 1 vs. Mississippi State (11/6/21)  
 Receptions ..... 2 (2x) last at LSU (11/13/21)  
 Receiving Yards ..... 40 at LSU (11/13/21)  
 Receiving Touchdowns ..... 1 at LSU (11/13/21)  
 Long Reception ..... 43 at LSU (11/13/21)

**CAREER HIGHS**

Rushes ..... 17 vs. Mississippi State (11/6/21)  
 Rushing Yards ..... 107 vs. Mississippi State (11/6/21)  
 Rushing Touchdowns ..... 2 vs. Mississippi State (11/6/21)  
 Long Rush ..... 48 vs. Georgia Southern (9/18/21)  
 100-Yard Games ..... 1 vs. Mississippi State (11/6/21)  
 Receptions ..... 2 (2x) last at LSU (11/13/21)  
 Receiving Yards ..... 40 at LSU (11/13/21)  
 Receiving Touchdowns ..... 1 at LSU (11/13/21)  
 Long Reception ..... 43 at LSU (11/13/21)





**MONTARIC BROWN**

**21**

**Defensive Back | 6-0 | 190 | R-Senior**  
**Ashdown, Ark. | Ashdown HS**

**QUICK HITS**

- Named All-SEC first team by the Coaches, first Arkansas cornerback to earn first team All-SEC from the coaches since Ahmad Carroll (2003).
- Five interceptions are tied the SEC lead and tied for second for the FBS lead.
- Leads the team in interceptions.
- Finished the 2019 season tied for fifth on the team in tackles (39).
- Recorded a career-best six tackles in the 2019 season finale against Missouri.
- Picked off Texas A&M QB Kellen Mond in the end zone for his first career INT against Texas A&M.
- Nickname - Buster - given to him by HS coach & town of Ashdown, Ark.
- Consensus four-star prospect and No. 1 player in Arkansas.
- Cousins with Arkansas DB LaDarrius Bishop.

**CAREER STATS**

	GP/GS	UA	A	TOT	TFL-YDS	SCK-YDS	FF	FR-YDS	INT-YDS	QBH	BRUP
2018	11/3	8	1	9	0.0-0	0.0-0	0	0-0	0-0	0	1
2019	10/10	25	14	39	1.0-3	0.0-0	0	1-0	1-12	0	3
2020	8/8	20	11	31	2.0-7	0.0-0	1	0-0	1-0	1	6
2021	11/11	24	29	53	1.0-3	0.0-0	1	1-0	5-0	0	5
<b>TOTAL</b>	<b>40/32</b>	<b>77</b>	<b>55</b>	<b>132</b>	<b>4.0-13</b>	<b>0.0-0</b>	<b>2</b>	<b>2-0</b>	<b>7-12</b>	<b>0</b>	<b>15</b>

**GAME-BY-GAME STATS**

	GP/GS	UA	A	TOT	TFL-YDS	SCK-YDS	FF	FR-YDS	INT-YDS	QBH	BRUP
RICE	1/1	1	2	3	0.0-0	0.0-0	0	0-0	1-5	0	0
TEXAS	1/1	1	1	2	0.0-0	0.0-0	0	0-0	0-0	0	0
GEORGIA SOUTHERN	1/1	3	1	4	0.0-0	0.0-0	0	0-0	0-0	0	0
vs. Texas A&M	1/1	3	3	6	0.5-2	0.0-0	0	0-0	1-0	0	0
at Georgia	1/1	4	2	6	0.0-0	0.0-0	0	0-0	0-0	0	0
at Ole Miss	1/1	3	2	5	0.5-1	0.0-0	0	0-0	0-0	0	2
AUBURN	1/1	1	7	8	0.0-0	0.0-0	0	0-0	1-3	0	0
UAPB	1/1	0	1	1	0.0-0	0.0-0	0	0-0	0-0	0	0
MISSISSIPPI STATE	1/1	2	2	4	0.0-0	0.0-0	0	0-0	0-0	0	1
at LSU	1/1	3	2	5	0.0-0	0.0-0	0	0-0	1-0	0	1
at Alabama	1/1	4	1	5	0.0-0	0.0-0	1	1-0	0-0	0	1
MISSOURI	1/1	0	4	4	0.0-0	0.0-0	0	0-0	1-2	0	0

**SEASON HIGHS**

- Tackles .....8 vs. Auburn (10/16/21)
- Double-Figure Tackle Games.....
- Tackles For Loss.....0.5 (2x) last at Ole Miss (10/9/21)
- Sacks.....
- Interceptions .....1 (5x) last vs. Missouri (11/26/21)
- Interception Return Yards .....5 vs. Rice (9/4/21)
- QB Hurries.....
- Pass Breakups.....2 at Ole Miss (10/9/21)
- Forced Fumbles .....1 at Alabama (11/20/21)
- Fumble Recoveries.....1 at Alabama (11/20/21)

**CAREER HIGHS**

- Tackles .....8 vs. Auburn (10/16/21)
- Double-Figure Tackle Games.....
- Tackles For Loss.....1.0 (3x) last at Florida (11/14/20)
- Sacks.....
- Interceptions .....1 (7x) last vs. Missouri (11/26/21)
- Interception Return Yards .....12 vs. Texas A&M (9/28/19)
- QB Hurries.....
- Pass Breakups.....2 (3x) last at Ole Miss (10/9/21)
- Forced Fumbles .....1 at Alabama (11/20/21)
- Fumble Recoveries.....1 at Alabama (11/20/21)



**TRELON SMITH**

**22**

**Running Back | 5-9 | 190 | R-Junior**  
**Houston, Texas | Arizona State**

**QUICK HITS**

- Started the season opener for the first time in his career against Rice and ran for 102 yards.
- Team's leader in rushing yards in back-to-back seasons.
- Ranked 10th in the SEC in rushing (710 yards) in 2020.
- Ran for a career-best 172 yards at Missouri scoring three TDs to become first Arkansas RB to score three TDs in a game since 2015.
- Recorded his first career 100-yard game at No. 6 Florida, rushing for 118 yards on just eight carries thanks to a career-best 83-yard TD run for his first career rushing TD.
- In his first career start at Auburn, rushed for 81 yards and caught six passes for a career-high 78 yards and his first score.
- Did not play during the 2019 season at Arkansas due to NCAA transfer regulations.

**CAREER STATS**

	GP/GS	RUSHING					RECEIVING				
		ATT	YDS	AVG	TD	LNG	REC	YDS	AVG	TD	LNG
2017*	4/0	1	4	4.0	0	4	0	0	0	0	0
2018*	4/0	11	56	5.1	0	19	4	22	5.5	0	7
2019	--- DNP due to transfer rules ---										
2020	10/4	134	710	5.3	5	83	22	159	7.2	1	25
2021	12/7	117	592	5.1	5	28	4	21	5.3	0	10
<b>TOTAL</b>	<b>30/11</b>	<b>263</b>	<b>1,362</b>	<b>5.2</b>	<b>10</b>	<b>83</b>	<b>30</b>	<b>202</b>	<b>6.7</b>	<b>1</b>	<b>25</b>

\* 2017 & 2018 at Arizona State

**GAME-BY-GAME STATS**

	GP/GS	ATT	YDS	AVG	TD	LNG	REC	YDS	AVG	TD	LNG
RICE	1/1	22	102	4.6	1	20	0	0	0.0	0	0
TEXAS	1/1	12	75	6.3	1	22	1	10	10.0	0	10
GEORGIA SOUTHERN	1/1	8	39	4.9	1	13	0	0	0.0	0	0
vs. Texas A&M	1/1	17	82	4.8	0	19	0	0	0.0	0	0
at Georgia	1/1	3	4	1.3	0	2	0	0	0.0	0	0
at Ole Miss	1/1	11	85	7.7	1	19	1	2	2.0	0	2
AUBURN	1/0	10	48	4.8	0	10	0	0	0.0	0	0
UAPB	1/1	7	24	3.4	0	8	0	0	0.0	0	0
MISSISSIPPI STATE	1/0	5	17	3.4	0	6	0	0	0.0	0	0
at LSU	1/0	6	37	6.2	0	28	0	0	0.0	0	0
at Alabama	1/0	9	42	4.7	0	13	1	8	8.0	0	0
MISSOURI	1/0	7	37	5.3	1	14	1	1	1.0	0	1

**SEASON HIGHS**

- Rushes .....22 vs. Rice (9/4/21)
- Rushing Yards .....102 vs. Rice (9/4/21)
- Rushing Touchdowns .....1 (5x) last vs. Missouri (11/26/21)
- Long Rush .....28 at LSU (11/13/21)
- 100-Yard Games .....1 vs. Rice (9/4/21)
- Receptions .....1 (4x) last vs. Missouri (11/26/21)
- Receiving Yards .....10 vs. Texas (9/11/21)
- Receiving Touchdowns .....10 vs. Texas (9/11/21)
- Long Reception .....10 vs. Texas (9/11/21)

**CAREER HIGHS**

- Rushes .....26 at Missouri (12/5/20)
- Rushing Yards .....172 at Missouri (12/5/20)
- Rushing Touchdowns .....3 at Missouri (12/5/20)
- Long Rush .....83 at Florida (11/14/20)
- 100-Yard Games .....3 - last vs. Rice (9/4/21)
- Receptions .....6 at Auburn (10/10/20)
- Receiving Yards .....78 at Auburn (10/10/20)
- Receiving Touchdowns .....1 at Auburn (10/10/20)
- Long Reception .....25 at Auburn (10/10/20)



**HAYDEN HENRY**

**27**

Linebacker | 6-2 | 225 | R-Senior  
Little Rock, Ark. | Pulaski Academy



**QUICK HITS**

- Leads the team in 2021 in tackles for loss, and is third in total tackles.
- Has more tackles this year than his previous four seasons combined.
- Missed the first half against Rice due to a targeting penalty in the 2020 finale.
- Recorded first career sack in the 2019 season opener against Portland State.
- Forced a fumble that was returned for a TD by LaDarrius Bishop against Colorado State in 2019.
- Named 2018 & 2019 Fall SEC Academic Honor Roll.
- Razorback Bloodline: Grandfather, Skip Coffman, played basketball (1957-62), father, Mark, played football (1988-91), brothers Hunter (2013-15) & Hudson (current) play FB.
- Brother Hunter is a tight end for the Los Angeles Chargers.
- Razorback Bloodline: Grandfather, Skip Coffman, played basketball (1957-62), father, Mark, played football (1988-91), brothers Hunter (2013-15) & Hudson (current) play FB.

**CAREER STATS**

	GP/GS	UA	A	TOT	TFL-YDS	SCK-YDS	FF	FR-YDS	INT-YDS	QBH	BRUP
2017	12/0	3	0	3	0.0-0	0.0-0	0	0-0	0-0	0	0
2018	12/1	9	15	24	0.0-0	0.0-0	0	0-0	0-0	0	0
2019	10/0	16	15	31	2.5-9	1.0-7	1	0-0	0-0	0	2
2020	10/3	14	11	25	3.0-11	1.0-8	0	0-0	0-0	0	1
2021	12/11	46	48	94	10.5-41	3.0-27	0	0-0	0-0	7	1
<b>TOTAL</b>	<b>56/15</b>	<b>88</b>	<b>89</b>	<b>177</b>	<b>16.0-62</b>	<b>4.0-42</b>	<b>1</b>	<b>0-0</b>	<b>0-0</b>	<b>7</b>	<b>4</b>

**GAME-BY-GAME STATS**

	GP/GS	UA	A	TOT	TFL-YDS	SCK-YDS	FF	FR-YDS	INT-YDS	QBH	BRUP
RICE	1/0	2	3	5	1.0-1	0.0-0	0	0-0	0-0	0	0
TEXAS	1/1	3	12	15	2.5-4	0.0-0	0	0-0	0-0	0	0
GEORGIA SOUTHERN	1/1	0	4	4	0.0-0	0.0-0	0	0-0	0-0	1	0
vs. Texas A&M	1/1	5	2	7	2.0-4	1.0-1	0	0-0	0-0	1	0
at Georgia	1/1	3	5	8	0.0-0	0.0-0	0	0-0	0-0	0	0
at Ole Miss	1/1	5	6	11	1.0-2	0.0-0	0	0-0	0-0	2	0
AUBURN	1/1	3	5	8	1.0-1	0.0-0	0	0-0	0-0	0	0
UAPB	1/1	3	0	3	0.0-0	0.0-0	0	0-0	0-0	1	0
MISSISSIPPI STATE	1/1	4	4	8	0.0-0	0.0-0	0	0-0	0-0	0	0
at LSU	1/1	9	1	10	1.0-10	1.0-10	0	0-0	0-0	0	0
at Alabama	1/1	2	3	5	1.0-16	1.0-16	0	0-0	0-0	0	0
MISSOURI	1/1	7	3	10	1.0-3	0.0-0	0	0-0	0-0	2	1

**SEASON HIGHS**

Tackles .....15 vs. Texas (9/11/21)  
 Tackles For Loss .....2.5 vs. Texas (9/11/21)  
 Sacks .....1.0 (3x) last at Alabama (11/20/21)  
 Interceptions .....  
 Interception Return Yards .....  
 QB Hurries .....2 (2x) last vs. Missouri (11/26/21)  
 Pass Breakups .....1 vs. Missouri (11/26/21)  
 Forced Fumbles .....

**CAREER HIGHS**

Tackles .....15 vs. Texas (9/11/21)  
 Tackles For Loss .....2.5 vs. Texas (9/11/21)  
 Sacks .....1.0 (5x) last at Alabama (11/20/21)  
 Interceptions .....  
 Interception Return Yards .....  
 Double-Digit Tackle Games .....2 last vs. Ole Miss (10/9/21)  
 QB Hurries .....2 (2x) last vs. Missouri (11/26/21)  
 Pass Breakups .....1 (4x) last vs. Missouri (11/26/21)  
 Forced Fumbles .....1 vs. Colorado State (9/14/19)



**GRANT MORGAN**

**31**

Linebacker | 5-11 | 235 | R-Senior  
Greenwood HS | Greenwood, Ark.



**QUICK HITS**

- Winner of the Burlsworth Trophy, awarded to the nation's top walk-on. Named after Arkansas OL Brandon Burlsworth, Morgan is the first Arkansas student-athlete to win the award.
- Missed bulk of the season opener vs. Rice due to a targeting penalty in the first quarter.
- Began Arkansas career as walk-on, placed on scholarship Aug. 2018.
- Walter Camp and AFCA Second Team All-American, First Team All-SEC (AP and Coaches).
- Led the SEC in 2020 in total tackles, ranked third in the country in tackles.
- Two games last year with 19 tackles, four games with 15+ tackles, double-digit tackles.
- Recorded 19 tackles, 3.0 TFL, 1.0 sack, 2 PBU and an interception returned for a TD against Ole Miss earned SEC, Nagurski and Bednarik Player of the Week honors.
- Missed first game in four seasons in the season finale against Alabama due to injury.
- Earned undergraduate degree in 2019 in kinesiology, earned graduate degree in 2020 in operations management, plans on enrolling in medical school after playing career.
- Married wife Sydnie Morgan, a former Arkansas Tech softball player, in 2019.
- Brother of former Arkansas wide receiver Drew Morgan.

**CAREER STATS**

	GP/GS	UA	A	TOT	TFL-YDS	SCK-YDS	FF	FR-YDS	INT-YDS	QBH	BRUP
2017	12/0	22	16	38	3.5-15	1.0-9	1	0-0	0-0	2	2
2018	12/0	8	16	24	2.5-4	0.0-0	0	0-0	0-0	2	1
2019	12/0	9	30	39	3.0-14	1.0-8	0	0-0	0-0	0	0
2020	9/9	40	71	111	7.5-23	2.0-9	0	0-0	1-23	2	5
2021	12/12	38	58	96	7.0-17	0.5-3	0	0-0	1-0	6	3
<b>TOTAL</b>	<b>57/21</b>	<b>117</b>	<b>191</b>	<b>308</b>	<b>23.5-73</b>	<b>4.5-29</b>	<b>1</b>	<b>0-0</b>	<b>2-23</b>	<b>12</b>	<b>11</b>

**GAME-BY-GAME STATS**

	GP/GS	UA	A	TOT	TFL-YDS	SCK-YDS	FF	FR-YDS	INT-YDS	QBH	BRUP
RICE	1/1	0	1	1	0.0-0	0.0-0	0	0-0	0-0	0	0
TEXAS	1/1	4	9	13	2.5-6	0.5-3	0	0-0	0-0	0	0
GEORGIA SOUTHERN	1/1	2	4	6	0.0-0	0.0-0	0	0-0	0-0	0	1
vs. Texas A&M	1/1	4	1	5	1.0-6	0.0-0	0	0-0	0-0	3	1
at Georgia	1/1	7	5	12	1.0-1	0.0-0	0	0-0	0-0	0	0
at Ole Miss	1/1	3	10	13	0.0-0	0.0-0	0	0-0	0-0	0	0
AUBURN	1/1	1	6	7	1.0-2	0.0-0	0	0-0	0-0	0	0
UAPB	1/1	1	2	3	0.0-0	0.0-0	0	0-0	0-0	0	0
MISSISSIPPI STATE	1/1	1	6	7	0.0-0	0.0-0	0	0-0	1-0	0	1
at LSU	1/1	8	3	11	1.5-2	0.0-0	0	0-0	0-0	0	0
at Alabama	1/1	5	6	11	0.0-0	0.0-0	0	0-0	0-0	2	0
MISSOURI	1/1	2	5	7	0.0-0	0.0-0	0	0-0	0-0	1	0

**SEASON HIGHS**

Tackles .....13 (2x) last at Ole Miss (10/9/21)  
 Double-Figure Tackle Games .....4 - last at Alabama (11/20/21)  
 Tackles For Loss .....2.5 vs. Texas (9/11/21)  
 Sacks .....0.5 vs. Texas (9/11/21)  
 Interceptions .....1 vs. Mississippi State (11/6/21)  
 Interception Return Yards .....  
 QB Hurries .....3 vs. Texas A&M (9/25/21)  
 Pass Breakups .....1 (3x) last vs. Mississippi State (11/6/21)  
 Forced Fumbles .....  
 Fumble Recoveries .....

**CAREER HIGHS**

Tackles .....19 (2x) last vs. LSU (11/21/20)  
 Double-Figure Tackle Games .....11 - last at Alabama (11/20/21)  
 Tackles For Loss .....3.0 vs. Ole Miss (10/17/20)  
 Sacks .....1.0 (5x) last vs. LSU (11/21/20)  
 Interceptions .....1 (2x) last vs. Mississippi State (11/6/21)  
 Interception Return Yards .....23 vs. Ole Miss (10/17/20)  
 QB Hurries .....3 vs. Texas A&M (9/25/21)  
 Pass Breakups .....2 vs. Ole Miss (10/17/20)  
 Forced Fumbles .....1 vs. Auburn (10/21/17)  
 Fumble Recoveries .....



**ERIC GREGORY**

**50**

**Defensive Line | 6-4 | 295 | R-Sophomore  
Memphis, Tenn. | IMG Academy**

**QUICK HITS**

- Ranked second on the team among defensive linemen in tackles and TFL in 2020.
- Made first career INT last year against Tennessee, first Razorback D-lineman to record a pick since JaMichael Winston in 2013 against Louisiana.
- Recorded at least 0.5 sacks in two consecutive games at Auburn and Mississippi State.
- A consensus four-star prospect, ranked the No. 32 strongside defensive end by Rivals.
- Chose Arkansas over Auburn, LSU, Tennessee, Mississippi State, South Carolina and others.

**CAREER STATS**

	GP/GS	UA	A	TOT	TFL-YDS	SCK-YDS	FF	FR-YDS	INT-YDS	QBH	BRUP
2019	2/0	1	3	4	0.0-0	0.0-0	0	0-0	0-0	0	0
2020	9/7	12	15	27	3.0-22	2.5-21	0	0-0	1-0	1	0
2021	12/2	5	19	24	2.5-11	1.0-9	0	0-0	0-0	3	1
<b>TOTAL</b>	<b>23/9</b>	<b>18</b>	<b>37</b>	<b>55</b>	<b>5.5-33</b>	<b>3.5-30</b>	<b>0</b>	<b>0-0</b>	<b>1-0</b>	<b>4</b>	<b>1</b>

**GAME-BY-GAME STATS**

	GP/GS	UA	A	TOT	TFL-YDS	SCK-YDS	FF	FR-YDS	INT-YDS	QBH	BRUP
RICE	1/0	0	3	3	0.5-1	0.0-0	0	0-0	0-0	0	0
TEXAS	1/0	0	2	2	0.0-0	0.0-0	0	0-0	0-0	1	0
GEORGIA SOUTHERN	1/0	1	0	1	0.0-0	0.0-0	0	0-0	0-0	0	0
vs. Texas A&M	1/0	0	0	0	0.0-0	0.0-0	0	0-0	0-0	0	0
at Georgia	1/0	0	3	3	0.0-0	0.0-0	0	0-0	0-0	0	0
at Ole Miss	1/0	0	3	3	0.0-0	0.0-0	0	0-0	0-0	0	0
AUBURN	1/1	1	2	3	0.0-0	0.0-0	0	0-0	0-0	0	1
UAPB	1/0	0	2	2	0.0-0	0.0-0	0	0-0	0-0	0	0
MISSISSIPPI STATE	1/0	0	1	1	0.0-0	0.0-0	0	0-0	0-0	0	0
at LSU	1/1	1	3	4	0.0-0	0.0-0	0	0-0	0-0	0	0
at Alabama	1/0	2	0	2	2.0-10	1.0-9	0	0-0	0-0	0	0
MISSOURI	1/0	0	0	0	0.0-0	0.0-0	0	0-0	0-0	2	0

**SEASON HIGHS**

- Tackles ..... 4 at LSU (11/13/21)
- Tackles For Loss ..... 2.0 at Alabama (11/20/21)
- Sacks ..... 1.0 at Alabama (11/20/21)
- Interceptions .....
- Interception Return Yards .....
- QB Hurries ..... 2 vs. Missouri (11/26/21)
- Pass Breakups ..... 1 vs. Auburn (10/16/21)
- Forced Fumbles .....

**CAREER HIGHS**

- Tackles ..... 6 at Auburn (10/10/20)
- Tackles For Loss ..... 2.0 at Alabama (11/20/21)
- Sacks ..... 1.0 (3x) last at Alabama (11/20/21)
- Interceptions ..... 1 vs. Tennessee (11/7/20)
- Interception Return Yards .....
- QB Hurries ..... 2 vs. Missouri (11/26/21)
- Pass Breakups ..... 1 vs. Auburn (10/16/21)
- Forced Fumbles .....



**ZACH WILLIAMS**

**56**

**Defensive Line | 6-4 | 255 | Junior  
Little Rock, Ark. | Joe T. Robinson HS**

**QUICK HITS**

- Set a career-high of seven tackles in the 2020 season opener against Georgia, recording his first career sack.
- Totaled 17 of his 22 tackles in 2020 over the season's first three weeks.
- Four-star prospect rated the No. 15 weakside defensive end in the country by 247Sports.
- Son of former Arkansas linebacker Rickey Williams (1984-87)

**CAREER STATS**

	GP/GS	UA	A	TOT	TFL-YDS	SCK-YDS	FF	FR-YDS	INT-YDS	QBH	BRUP
2019	9/0	6	6	12	0.0-0	0.0-0	0	0-0	0-0	0	0
2020	9/4	9	13	22	1.5-9	1.0-8	0	0-0	0-0	1	0
2021	12/0	7	16	23	5.5-18	2.5-13	1	0-0	0-0	1	0
<b>TOTAL</b>	<b>29/4</b>	<b>22</b>	<b>35</b>	<b>57</b>	<b>7.0-27</b>	<b>3.5-21</b>	<b>1</b>	<b>0-0</b>	<b>0-0</b>	<b>2</b>	<b>0</b>

**GAME-BY-GAME STATS**

	GP/GS	UA	A	TOT	TFL-YDS	SCK-YDS	FF	FR-YDS	INT-YDS	QBH	BRUP
RICE	1/0	2	2	4	0.5-2	0.5-2	0	0-0	0-0	0	0
TEXAS	1/0	1	1	2	0.5-1	0.0-0	1	0-0	0-0	0	0
GEORGIA SOUTHERN	1/0	0	3	3	0.0-0	0.0-0	0	0-0	0-0	1	0
vs. Texas A&M	1/0	0	2	2	0.0-0	0.0-0	0	0-0	0-0	0	0
at Georgia	1/0	1	1	2	1.0-1	0.0-0	0	0-0	0-0	0	0
at Ole Miss	1/0	0	0	0	0.0-0	0.0-0	0	0-0	0-0	0	0
AUBURN	1/0	0	0	0	0.0-0	0.0-0	0	0-0	0-0	0	0
UAPB	1/0	1	4	5	1.5-8	1.0-7	0	0-0	0-0	0	0
MISSISSIPPI STATE	1/0	0	0	0	0.0-0	0.0-0	0	0-0	0-0	0	0
at LSU	1/0	0	1	1	0.5-1	0.0-0	0	0-0	0-0	0	0
at Alabama	1/0	1	2	3	1.5-5	1.0-4	0	0-0	0-0	0	0
MISSOURI	1/0	1	0	1	0.0-0	0.0-0	0	0-0	0-0	0	0

**SEASON HIGHS**

- Tackles ..... 5 vs. UAPB (10/23/21)
- Tackles For Loss ..... 1.5 (2x) last at Alabama (11/20/21)
- Sacks ..... 1.0 (2x) last at Alabama (11/20/21)
- Interceptions .....
- Interception Return Yards .....
- QB Hurries ..... 1 vs. Georgia Southern (9/18/21)
- Pass Breakups .....
- Forced Fumbles ..... 1 vs. Texas (9/11/21)

**CAREER HIGHS**

- Tackles ..... 7 vs. Georgia (9/26/20)
- Tackles For Loss ..... 1.5 (3x) last at Alabama (11/20/21)
- Sacks ..... 1.0 (3x) last at Alabama (11/20/21)
- Interceptions .....
- Interception Return Yards .....
- QB Hurries ..... 1 (2x) last vs. Georgia Southern (9/18/21)
- Pass Breakups .....
- Forced Fumbles ..... 1 vs. Texas (9/11/21)



**WARREN THOMPSON** **84**

Wide Receiver | 6-3 | 205 | R-Junior  
Seffner, Fla. | Florida State

**QUICK HITS**

- Made a career-long 60 yard touchdown grab against Georgia Southern.
- Transferred from Florida State, coming in initially as a walk-on, but was put on scholarship in fall 2021. Enrolled at Arkansas in May 2021.
- During time at Florida State, played in 16 games with 11 receptions for 195 yards and one touchdown.
- Out of high school, rated a four-star recruit by 247Sports, No. 201 in ESPN300.

**CAREER STATS**

	GP/GS	RECEIVING				RUSHING						
		REC	YDS	AVG	TD	LNG	ATT	YDS	AVG	TD	LNG	
2018*	4/0	0	0	0.0	0	0	0	0	0	0	0	0
2019*	6/0	6	91	15.2	0	51	0	0	0	0	0	0
2020*	6/1	5	104	20.8	1	33	0	0	0	0	0	0
2021	12/2	18	292	16.2	2	60	0	0	0	0	0	0
<b>TOTAL</b>	<b>28/3</b>	<b>27</b>	<b>475</b>	<b>17.6</b>	<b>3</b>	<b>60</b>	<b>0</b>	<b>0</b>	<b>0</b>	<b>0</b>	<b>0</b>	<b>0</b>

\* 2018-20 at Florida State

**GAME-BY-GAME STATS**

	GP/GS	RECEIVING				RUSHING						
		REC	YDS	AVG	TD	LNG	ATT	YDS	AVG	TD	LNG	
RICE	1/0	0	0	0	0	0	0	0	0	0	0	0
TEXAS	1/0	3	21	7.0	0	11	0	0	0	0	0	0
GEORGIA SOUTHERN	1/0	1	60	60.0	1	60	0	0	0	0	0	0
vs. Texas A&M	1/0	1	10	10.0	0	10	0	0	0	0	0	0
at Georgia	1/0	2	12	6.0	0	6	0	0	0	0	0	0
at Ole Miss	1/0	4	76	19.0	1	46	0	0	0	0	0	0
AUBURN	1/1	2	27	13.5	0	16	0	0	0	0	0	0
UAPB	1/1	0	0	0.0	0	0	0	0	0	0	0	0
MISSISSIPPI STATE	1/0	2	12	6.0	0	7	0	0	0	0	0	0
at LSU	1/0	1	23	23.0	0	23	0	0	0	0	0	0
at Alabama	1/0	2	51	25.5	0	40	0	0	0	0	0	0
MISSOURI	1/0	0	0	0.0	0	0	0	0	0	0	0	0

**SEASON HIGHS**

Receptions .....4 at Ole Miss (10/9/21)  
 Receiving Yards .....76 at Ole Miss (10/9/21)  
 Receiving Touchdowns .....1 (2x) last at Ole Miss (10/9/21)  
 Long Reception .....60 vs. Georgia Southern (9/18/21)

**CAREER HIGHS**

Receptions .....4 at Ole Miss (10/9/21)  
 Receiving Yards .....76 at Ole Miss (10/9/21)  
 Receiving Touchdowns .....1 (3x) last at Ole Miss (10/9/21)  
 Long Reception .....60 vs. Georgia Southern (9/18/21)



**BLAKE KERN** **87**

Tight End | 6-4 | 265 | R-Senior  
Lamar, Ark. | Lamar HS

**QUICK HITS**

- Scored his second touchdown of the year on a 32-yard reception from holder Reid Bauer on a fake field goal.
- Finished fourth on the team in 2020 in receptions.
- Grabbed first career TD last year in the win over Tennessee.
- Led the team in receptions for the first time in his career making four grabs at Florida.
- Saw action in 2018 & 2019 on special teams and as a blocking tight end.
- 2018 and 2020 SEC Academic Honor Roll
- Did not see game action as a freshman and redshirt freshman in 2016 & 2017.
- Former walk-on that was awarded a scholarship before the 2019 season

**CAREER STATS**

	GP/GS	RECEIVING				RUSHING						
		REC	YDS	AVG	TD	LNG	ATT	YDS	AVG	TD	LNG	
2018	10/0	0	0	0.0	0	0	0	0	0	0	0	0
2019	12/0	0	0	0.0	0	0	0	0	0	0	0	0
2020	10/5	20	201	10.1	2	35	0	0	0	0	0	0
2021	12/12	14	175	12.5	2	32	0	0	0	0	0	0
<b>TOTAL</b>	<b>44/17</b>	<b>34</b>	<b>376</b>	<b>11.1</b>	<b>4</b>	<b>35</b>	<b>0</b>	<b>0</b>	<b>0</b>	<b>0</b>	<b>0</b>	<b>0</b>

**GAME-BY-GAME STATS**

	GP/GS	RECEIVING				RUSHING						
		REC	YDS	AVG	TD	LNG	ATT	YDS	AVG	TD	LNG	
RICE	1/1	1	14	14.0	0	14	0	0	0	0	0	0
TEXAS	1/1	2	8	4.0	0	7	0	0	0	0	0	0
GEORGIA SOUTHERN	1/1	1	21	21.0	0	21	0	0	0	0	0	0
vs. Texas A&M	1/1	0	0	0.0	0	0	0	0	0	0	0	0
at Georgia	1/1	1	18	18.0	0	0	0	0	0	0	0	0
at Ole Miss	1/1	0	0	0.0	0	0	0	0	0	0	0	0
AUBURN	1/1	1	16	16.0	0	0	0	0	0	0	0	0
UAPB	1/1	2	25	12.5	1	18	0	0	0	0	0	0
MISSISSIPPI STATE	1/1	0	0	0.0	0	0	0	0	0	0	0	0
at LSU	1/1	2	20	10.0	0	18	0	0	0	0	0	0
at Alabama	1/1	3	47	15.7	1	32	0	0	0	0	0	0
MISSOURI	1/1	1	6	6.0	0	0	0	0	0	0	0	0

**SEASON HIGHS**

Receptions .....3 at Alabama (11/20/21)  
 Receiving Yards .....47 at Alabama (11/20/21)  
 Receiving Touchdowns .....1 (2x) last at Alabama (11/20/21)  
 Long Reception .....32 at Alabama (11/20/21)

**CAREER HIGHS**

Receptions .....4 (2x) last at Florida (11/14/20)  
 Receiving Yards .....59 at Auburn (10/10/20)  
 Receiving Touchdowns .....1 (4x) last at Alabama (11/20/21)  
 Long Reception .....35 at Auburn (10/10/20)





**ISAIAH NICHOLS**

**93**

**Defensive Line | 6-3 | 281 | R-Junior**  
Springdale, Ark. | Springdale HS

**QUICK HITS**

- Set a career-best making 24 tackles in nine game in 2020.
- Recorded 1.0 TFL and 0.5 SKs in the 2019 season finale against Missouri.
- Consensus three-star prospect out of high school.
- Recorded 43 tackles for loss his final two seasons in high school.
- Finalist for Hooten's Class 7A/6A Defensive Player of the Year.

**CAREER STATS**

	GP/GS	UA	A	TOT	TFL-YDS	SCK-YDS	FF	FR-YDS	INT-YDS	QBH	BRUP
2018	3/0	1	0	1	0.0-0	0.0-0	0	0-0	0-0	0	0
2019	12/0	7	10	17	1.0-3	0.5-1	0	0-0	0-0	0	0
2020	9/7	6	18	24	0.5-1	0.5-1	0	0-0	0-0	1	0
2021	12/4	4	14	18	3.5-12	1.5-10	1	0-0	0-0	0	0
<b>TOTAL</b>	<b>36/11</b>	<b>17</b>	<b>40</b>	<b>57</b>	<b>5.0-16</b>	<b>2.5-12</b>	<b>1</b>	<b>0-0</b>	<b>0-0</b>	<b>1</b>	<b>0</b>

**GAME-BY-GAME STATS**

	GP/GS	UA	A	TOT	TFL-YDS	SCK-YDS	FF	FR-YDS	INT-YDS	QBH	BRUP
RICE	1/1	1	0	1	1.0-7	1.0-7	1	0-0	0-0	0	0
TEXAS	1/1	0	3	3	0.5-1	0.0-0	0	0-0	0-0	0	0
GEORGIA SOUTHERN	1/1	0	1	1	0.0-0	0.0-0	0	0-0	0-0	0	0
vs. Texas A&M	1/0	0	0	0	0.0-0	0.0-0	0	0-0	0-0	0	0
at Georgia	1/0	0	0	0	0.0-0	0.0-0	0	0-0	0-0	0	0
at Ole Miss	1/0	0	0	0	0.0-0	0.0-0	0	0-0	0-0	0	0
AUBURN	1/1	1	2	3	0.5-1	0.0-0	0	0-0	0-0	0	0
UAPB	1/0	1	2	3	1.0-0	0.0-0	0	0-0	0-0	0	0
MISSISSIPPI STATE	1/0	1	2	3	0.5-3	0.5-3	0	0-0	0-0	0	0
at LSU	1/0	0	1	1	0.0-0	0.0-0	0	0-0	0-0	0	0
at Alabama	1/0	0	0	0	0.0-0	0.0-0	0	0-0	0-0	0	0
MISSOURI	1/0	0	3	3	0.0-0	0.0-0	0	0-0	0-0	0	0

**SEASON HIGHS**

Tackles ..... 3 (5x) last vs. Missouri (11/26/21)  
 Tackles For Loss ..... 1.0 (2x) last vs. UAPB (10/23/21)  
 Sacks ..... 1.0 vs. Rice (9/4/21)  
 Interceptions .....  
 Interception Return Yards .....  
 QB Hurries .....  
 Pass Breakups .....  
 Forced Fumbles ..... 1 vs. Rice (9/4/21)

**CAREER HIGHS**

Tackles ..... 6 vs. Alabama (12/12/20)  
 Tackles For Loss ..... 1.0 (2x) last vs. UAPB (10/23/21)  
 Sacks ..... 1.0 (2x) last vs. Rice (9/4/21)  
 Interceptions .....  
 Interception Return Yards .....  
 QB Hurries .....  
 Pass Breakups .....  
 Forced Fumbles ..... 1 vs. Rice (9/4/21)



**JOHN RIDGEWAY**

**99**

**Defensive Line | 6-6 | 320 | R-Senior**  
Bloomington, Ill. | Illinois State

**QUICK HITS**

- Received an invite to the 2021 Reese's Senior Bowl.
- In spring of 2021, named All-MVFC first team, leading the Redbirds in tackles
- Named All-MVFC Honorable Mention in 2019, part of a defensive that ranked No. 4 in FCS in scoring defense (16.0 ppg) and reached the FCS Playoffs Quarterfinals with a No. 13 ranking
- Named FCS Freshman All-American by Phil Steele and MVFC All-Newcomer Team member in 2018.
- Transitioned from offensive to defensive line ahead of first season at Illinois State.
- In high school, was a four year letterwinner in wrestling, winning the Illinois state title in 2017.

**CAREER STATS**

	GP/GS	UA	A	TOT	TFL-YDS	SCK-YDS	FF	FR-YDS	INT-YDS	QBH	BRUP
2018*	11/10	9	21	30	2.0-4	1.0-3	0	1-32	0-0	0	0
2019*	15/15	28	22	50	3.0-5	0.0-0	1	0-0	0-0	0	2
2021*	4/4	14	8	22	3.0-10	0.0-0	0	0-0	1-6	3	1
2021	11/10	11	28	39	4.0-13	2.0-10	0	0-0	0-0	1	0
<b>TOTAL</b>	<b>41/39</b>	<b>62</b>	<b>79</b>	<b>141</b>	<b>12.0-32</b>	<b>3.0-13</b>	<b>1</b>	<b>1-32</b>	<b>1-6</b>	<b>4</b>	<b>3</b>

\* 2018-21 at Illinois State (Including 2021 spring season)

**GAME-BY-GAME STATS**

	GP/GS	UA	A	TOT	TFL-YDS	SCK-YDS	FF	FR-YDS	INT-YDS	QBH	BRUP
RICE											
TEXAS	1/0	3	3	6	1.0-5	1.0-5	0	0-0	0-0	0	0
GEORGIA SOUTHERN	1/1	0	4	4	1.0-1	0.0-0	0	0-0	0-0	0	0
vs. Texas A&M	1/1	0	1	1	0.5-2	0.0-0	0	0-0	0-0	1	0
at Georgia	1/1	0	7	7	0.0-0	0.0-0	0	0-0	0-0	0	0
at Ole Miss	1/1	0	2	2	0.0-0	0.0-0	0	0-0	0-0	0	0
Auburn	1/1	1	3	4	0.5-1	0.0-0	0	0-0	0-0	0	0
UAPB	1/1	0	2	2	0.0-0	0.0-0	0	0-0	0-0	0	0
MISSISSIPPI STATE	1/1	2	2	4	0.0-0	0.0-0	0	0-0	0-0	0	0
at LSU	1/1	2	1	3	1.0-5	1.0-5	0	0-0	0-0	0	0
at Alabama	1/1	0	1	1	0.0-0	0.0-0	0	0-0	0-0	0	0
MISSOURI	1/1	3	2	5	0.0-0	0.0-0	0	0-0	0-0	0	0

**SEASON HIGHS**

Tackles ..... 7 at Georgia (10/2/21)  
 Tackles For Loss ..... 1.0 (3x) last at LSU (11/13/21)  
 Sacks ..... 1.0 (2x) last at LSU (11/13/21)  
 Interceptions .....  
 Interception Return Yards .....  
 QB Hurries ..... 1 vs. vs. Texas A&M (9/25/21)  
 Pass Breakups .....  
 Forced Fumbles .....

**CAREER HIGHS**

Tackles ..... 9 vs. North Dakota State (10/5/19)\*  
 Tackles For Loss ..... 1.0 (9x) last at LSU (11/13/21)  
 Sacks ..... 1.0 (3x) last at LSU (11/13/21)  
 Interceptions ..... 1 vs. South Dakota (2/27/21)\*  
 Interception Return Yards ..... 6 vs. South Dakota (2/27/21)\*  
 QB Hurries ..... 2 vs. South Dakota (2/27/21)\*  
 Pass Breakups ..... 2 at Northern Illinois (8/31/19)\*  
 Forced Fumbles ..... 1 vs. Indiana State (10/26/19)\*

\* at Illinois State

GAME 1 ||| RICE

Rice (0-1) ..... 17  
 Arkansas (1-0) ..... 38

September 4, 2021 | Fayetteville, Ark.  
 Donald W. Reynolds Razorback Stadium | Time: 1 p.m. | Attendance: 64,065  
 TV: SECN+/ESPN+ > Mike Couzens (PBP), Dustin Fox (Analyst) & Tera Talmadge (Sideline)

SCORING SUMMARY

	1st	2nd	3rd	4th	Final
Rice	0	10	7	0	17
Arkansas	7	0	10	21	38

QTR. TEAM SCORING PLAY

1st	ARK	Jefferson 34 yd run (Little kick), 8-80 2:32
2nd	RICE	RICCITELLI 25 yd field goal, 6-14 2:59
	RICE	MYERS 1 yd run (RICCITELLI kick), 8-41 2:21
3rd	RICE	PITRE III. 41 yd pass from (RICCITELLI kick), 2-56 0:48
	ARK	Jefferson 5 yd run (Little kick), 6-57 2:10
	ARK	Little 34 yd field goal, 11-65 4:24
4th	ARK	Smith 2 yd run (Little kick), 3-4 1:07
	ARK	Morris 9 yd pass from (Little kick), 4-68 1:47
	ARK	D. Johnson 3 yd run (Little kick), 4-16 1:39

TEAM STATISTICS

	RICE	ARKANSAS
FIRST DOWNS	19	18
RUSHES-YARDS (NET)	39-81	44-245
PASSING YDS (NET)	227	128
Passes Att-Comp-Int	35-17-3	21-12-1
TOTAL OFFENSE PLAYS-YARDS	74-308	65-373
Fumble Returns-Yards	0-0	0-0
Punt Returns-Yards	0-19	0-4
Kickoff Returns-Yards	1-16	4-108
Interception Returns-Yards	1-0	3-88
Punts (Number-Avg)	6-40.3	6-31.7
Fumbles-Lost	1-0	2-0
Penalties-Yards	10-60	13-117
Possession Time	33:54	26:06
Third-Down Conversions	4 of 16	3 of 11
Fourth-Down Conversions	1 of 2	0 of 1
Red-Zone Scores-Chances	2-4	5-5
Sacks By: Number-Yards	2-0	2-0



DB JALEN CATALON picked off a pair of passes and made 11 tackles to lead a stout Arkansas defense that produced three interceptions in the opener vs. Rice.

RICE

RUSHING	Att.	Gain	Lost	Net	TD	Long	Avg.
GRIFFIN, Khalan	13	36	1	35	0	7	2.7
MYERS, Jordan	10	26	3	23	1	7	2.3
BROUSSARD, Ari	6	19	0	19	0	5	3.2
MCCAFFREY, Luke	4	9	1	8	0	5	2.0
SUCKLEY, B.	1	7	0	7	0	7	7.0
MONTGOMERY, C.	1	0	2	-2	0	0	-2.0
GREEN, Wiley	4	2	11	-9	0	1	-2.2
Totals...	39	99	18	81	1	7	2.1

PASSING

	Comp.	Att.	Int	Yds	TDs	Long	Sack
GREEN, Wiley	12	25	3	152	1	41	2
MCCAFFREY, Luke	5	10	0	75	0	35	0
Totals...	17	35	3	227	1	41	2

RECEIVING

	No.	Yds	TD	Long
PITRE III, A.	4	97	1	41
BAILEY, Jake	4	47	0	20
ROZNER, Bradley	2	30	0	20
BULL, Jaeger	2	14	0	10
MYERS, Jordan	2	11	0	11
PATTERSON, C.	1	15	0	15
FRENCH, Robert	1	8	0	8
BRADLEY, Jack	1	5	0	5
Totals...	17	227	1	41

PUNTING

	No.	Yds	Avg.	Long	I20	50+	TB
MEENDES, Charlie	6	242	40.3	49	2	0	2

FIELD GOALS

	Made	Att.	Long	Kicks
RICCITELLI, C.	1	2	25	36x,25

ARKANSAS

RUSHING

	Att.	Gain	Lost	Net	TD	Long	Avg.
Trelon Smith	22	102	0	102	1	20	4.6
K.J. Jefferson	9	102	13	89	2	38	9.9
Raheim Sanders	7	44	0	44	0	12	6.3
D. Johnson	4	16	0	16	1	7	4.0
Treyton Burks	1	0	2	-2	0	0	-2.0
TEAM	1	0	4	-4	0	0	-4.0
Totals...	44	264	19	245	4	38	5.6

PASSING

	Comp.	Att.	Int	Yds	TDs	Long	Sack
K.J. Jefferson	12	21	1	128	1	31	2

RECEIVING

	No.	Yds	TD	Long
Treyton Burks	5	42	0	17
Tyson Morris	3	42	1	31
De'Vion Warren	2	14	0	10
K. Jackson Jr.	1	16	0	16
Blake Kern	1	14	0	14
Totals...	12	128	1	31

PUNTING

	No.	Yds	Avg.	Long	I20	50+	TB
Reid Bauer	5	190	38.0	45	1	0	0
TEAM	1	0	0.0	0	0	0	0
Totals...	6	190	31.7	45	1	0	0

FIELD GOALS

	Made	Att.	Long	Kicks
Cam Little	1	1	34	34

GAME 2 ||| TEXAS

#15/#15 Texas (1-1).....21  
 Arkansas (2-0).....40

September 11, 2021 | Fayetteville, Ark.  
 Donald W. Reynolds Razorback Stadium | Time: 6 p.m. | Attendance: 74,531  
 TV: ESPN > Joe Tessitore (PBP), Greg McElroy (Analyst) & Katie George (Sideline)

SCORING SUMMARY

	1st	2nd	3rd	4th	Final
Texas	0	0	7	14	21
Arkansas	3	13	17	7	40

QTR. TEAM SCORING PLAY

1st	ARK	Little 24 yd field goal, 12:57 5:29
2nd	ARK	D. Johnson 5 yd run (Little kick), 7:66 2:48
	ARK	Little 24 yd field goal, 4:12 1:15
	ARK	Little 44 yd field goal, 7:53 3:02
3rd	TEX	B. Robinson 1 yd run (Dicker kick), 6:26 2:31
	ARK	T. Smith 1 yd run (Cam Little kick), 6:81 1:56
	ARK	Little 22 yd field goal, 10:38 4:05
4th	ARK	Sanders 26 yd run (Little kick), 1:32 0:10
	TEX	Thompson 5 yd run (Dicker kick), 10:75 3:17
	ARK	Green 30 yd run (Little kick), 8:75 5:06
	TEX	Thompson 2 yd run (Dicker kick), 14:75 6:01

TEAM STATISTICS

	TEXAS	ARKANSAS
FIRST DOWNS	15	21
RUSHES-YARDS (NET)	41-138	47-333
PASSING YDS (NET)	118	138
Passes Att-Comp-Int.	23-13-0	19-14-1
TOTAL OFFENSE PLAYS-YARDS	64-256	66-471
Fumble Returns-Yards	0-0	1-6
Punt Returns-Yards	0-0	2-9
Kickoff Returns-Yards	2-38	1-19
Interception Returns-Yards	1-9	0-0
Punts (Number-Avg)	6-39.3	2-40.0
Fumbles-Lost	2-1	1-0
Penalties-Yards	4-20	4-40
Possession Time	28:57	31:03
Third-Down Conversions	4 of 13	5 of 12
Fourth-Down Conversions	1 of 2	1 of 1
Red-Zone Scores-Chances	3-3	5-6
Sacks By: Number-Yards	0-0	3-13



**LB HAYDEN HENRY** fueled a fiery Arkansas defense that did not allow a play longer than 25 yards in the win. Henry made a career-best 15 tackles with 2.5 TFLs to earn Walter Camp Defensive Player of the Week honors.

TEXAS

RUSHING	Att.	Gain	Lost	Net	TD	Long	Avg.
Robinson,Bijan	19	77	8	69	1	20	3.6
Thompson,Casey	7	44	0	44	2	9	6.3
Card,Hudson	8	23	10	13	0	5	1.6
Robinson,Keilan	6	11	2	9	0	6	1.5
Johnson,Roschon	1	3	0	3	0	3	3.0
Totals...	41	158	20	138	3	20	3.4

PASSING

	Comp.	Att.	Int	Yds	TDs	Long	Sack
Card,Hudson	8	15	0	61	0	25	3
Thompson,Casey	5	8	0	57	0	16	0
Totals...	13	23	0	118	0	25	3

RECEIVING

	No.	Yds	TD	Long
Whittington,Jor	5	32	0	15
Worthy,Xavier	2	41	0	25
Dixon,Kelvontay	2	26	0	15
Johnson,Roschon	2	15	0	9
Robinson,Bijan	1	4	0	4
Davis,Juan	1	0	0	0
Totals...	13	118	0	25

PUNTING

	No.	Yds	Avg.	Long	I20	50+	TB
Dicker,Cameron	5	236	47.2	54	2	2	0
TEAM	1	0	0.0	0	0	0	0
Totals...	6	236	39.3	54	2	2	0

FIELD GOALS

	Made	Att.	Long	Kicks
Totals...	0	0	0	0

ARKANSAS

RUSHING	Att.	Gain	Lost	Net	TD	Long	Avg.
Trelon Smith	12	78	3	75	1	22	6.2
KJ Jefferson	10	75	2	73	0	34	7.3
AJ Green	7	68	1	67	1	30	9.6
Raheim Sanders	8	50	0	50	1	26	6.2
D. Johnson	6	45	1	44	1	19	7.3
Malik Hornsby	1	29	0	29	0	29	29.0
Josh Oglesby	1	2	0	2	0	2	2.0
TEAM	2	0	7	-7	0	0	-3.5
Totals...	47	347	14	333	4	34	7.1

PASSING

	Comp.	Att.	Int	Yds	TDs	Long	Sack
KJ Jefferson	14	19	1	138	0	45	0

RECEIVING

	No.	Yds	TD	Long
Treyton Burks	5	37	0	20
Warren Thompson	3	21	0	11
Blake Kern	2	8	0	7
Tyson Morris	1	45	0	45
Trelon Smith	1	10	0	10
AJ Green	1	9	0	9
De'Vion Warren	1	8	0	8
Totals...	14	138	0	45

PUNTING

	No.	Yds	Avg.	Long	I20	50+	TB
Reid Bauer	2	80	40.0	47	0	0	0

FIELD GOALS

	Made	Att.	Long	Kicks
Cam Little	4	4	44	24,24,44,22

GAME 3 ||| GEORGIA SOUTHERN

Georgia Southern (1-2).....10  
 #20/#24 Arkansas (3-0).....45

September 18, 2021 | Fayetteville, Ark.  
 Donald W. Reynolds Razorback Stadium | Time: 3 p.m. | Attendance: 66,311  
 TV: SECN > Dave Neal (PBP), Deuce McAllister (Analyst) & Andraya Carter (Sideline)

SCORING SUMMARY

	1st	2nd	3rd	4th	Final
Georgia Southern	0	0	7	14	21
Arkansas	3	13	17	7	40

QTR. TEAM SCORING PLAY

1st	ARK	T. Smith 13 yd run (Little kick), 4-73 1:12
	ARK	D. Johnson 11 yd run (Little kick), 15-94 6:30
2nd	ARK	T. Morris 14 yd pass from KJ Jefferson (Little kick), 7-99 1:56
	GS	Tomlin 76 yd run (Raynor,Alex kick), 3-75 1:20
	ARK	Little 25 yd field goal, 7-73 2:48
	GS	Raynor 32 yd field goal, 12-60 2:23
3rd	ARK	W. Thompson 60 yd pass from KJ Jefferson (Little kick), 4-80 1:27
	ARK	Burks 91 yd pass from KJ Jefferson (Little kick), 1-91 0:14
4th	ARK	Hornsby 6 yd run (Little kick), 12-66 5:37

TEAM STATISTICS

	GA. SOUTHERN	ARKANSAS
FIRST DOWNS	11	27
RUSHES-YARDS (NET)	35-152	48-269
PASSING YDS (NET)	81	364
Passes Att-Comp-Int.	28-13-0	25-14-0
TOTAL OFFENSE PLAYS-YARDS	63-233	73-633
Fumble Returns-Yards	0-0	0-0
Punt Returns-Yards	0-0	3-13
Kickoff Returns-Yards	0-0	2-36
Interception Returns-Yards	0-0	0-0
Punts (Number-Avg)	10-48.0	5-43.4
Fumbles-Lost	2-0	0-0
Penalties-Yards	8-50	9-93
Possession Time	26:54	33:06
Third-Down Conversions	5 of 18	7 of 15
Fourth-Down Conversions	1 of 2	1 of 1
Red-Zone Scores-Chances	1-1	5-5
Sacks By: Number-Yards	0-0	2-13



QB KJ JEFFERSON passed for a career-high 366 yards and three TDs in leading the Razorbacks to the eighth most total yards in school history with 633 in the team's third straight win to open the year.

GEORGIA SOUTHERN

RUSHING	Att.	Gain	Lost	Net	TD	Long	Avg.
Tomlin,Justin	10	94	29	65	1	76	6.5
Wright,Logan	9	37	0	37	0	8	4.1
Green,Gerald	8	22	2	20	0	19	2.5
Hood,Khaleb	4	20	0	20	0	9	5.0
White,Jalen	4	10	0	10	0	4	2.5
Totals...	35	183	31	152	1	76	4.3

PASSING	Comp.	Att.	Int	Yds	TDs	Long	Sack
Tomlin,Justin	11	23	0	65	0	14	2
Ransom,Cam	2	5	0	16	0	10	0
Totals...	13	28	0	81	0	14	2

RECEIVING	No.	Yds	TD	Long
Hood,Khaleb	6	42	0	14
Wright,Logan	2	15	0	9
Johnson,Beau	2	1	0	1
Carter Jr.,D.	1	10	0	10
White,Jalen	1	10	0	10
Jones,Amare	1	3	0	3
Totals...	13	81	0	14

PUNTING	No.	Yds	Avg.	Long	I20	50+	TB
Beck II,Anthony	10	480	48.0	59	4	4	1

FIELD GOALS	Made	Att.	Long	Kicks
Raynor,Alex	1	1	32	32

ARKANSAS

RUSHING	Att.	Gain	Lost	Net	TD	Long	Avg.
D. Johnson	5	72	0	72	1	48	14.4
Raheim Sanders	10	45	2	43	0	11	4.3
Trelon Smith	8	40	1	39	1	13	4.9
AJ Green	7	37	0	37	0	17	5.3
Malik Hornsby	5	32	10	22	1	13	4.4
Javion Hunt	4	19	0	19	0	11	4.8
KJ Jefferson	5	21	3	18	0	17	3.6
Josh Oglesby	3	17	0	17	0	9	5.7
Treyton Burks	1	2	0	2	0	2	2.0
Totals...	48	285	16	269	3	48	5.6

PASSING	Comp.	Att.	Int	Yds	TDs	Long	Sack
KJ Jefferson	13	23	0	366	3	91	0
Malik Hornsby	1	1	0	-2	0	0	0
Jones,John Step	0	1	0	0	0	0	0
Totals...	14	25	0	364	3	91	0

RECEIVING	No.	Yds	TD	Long
Treyton Burks	3	127	1	91
De'Vion Warren	3	67	0	44
Tyson Morris	2	61	1	47
AJ Green	2	20	0	18
J. Crawford	2	8	0	10
Warren Thompson	1	60	1	60
Blake Kern	1	21	0	21
Totals...	14	364	3	91

PUNTING	No.	Yds	Avg.	Long	I20	50+	TB
Reid Bauer	5	217	43.4	60	1	1	0

FIELD GOALS	Made	Att.	Long	Kicks
Cam Little	1	1	25	25



GAME 4 ||| vs. TEXAS A&M

#7/#5 Texas A&M (3-1, 0-1) .....10  
 #16/#18 Arkansas (4-0, 1-0).....20

September 25, 2021 | Arlington, Texas  
 AT&T Stadium | Time: 2:30 p.m. | Attendance: 57,992  
 TV: CBS > Brad Nessler (PBP), Gary Danielson (Analyst) & Jamie Erdahl (Sideline)

SCORING SUMMARY

	1st	2nd	3rd	4th	Final
Texas A&M	0	3	7	0	10
Arkansas	10	7	0	3	20

QTR. TEAM SCORING PLAY

1st ARK Little 46 yd field goal, 8-57 3:17  
 ARK Burks 85 yd pass from KJ Jefferson (Little kick), 1-80 0:11  
 2nd ARK AJ Green 48 yd pass from KJ Jefferson (Little kick), 4-82 1:22  
 TAMU Small 49 yd field goal, 9-46 2:08  
 3rd TAMU Spiller 67 yd run (Small kick), 3-75 1:16  
 4th ARK Little 24 yd field goal, 9-42 3:21

TEAM STATISTICS

	TEXAS A&M	ARKANSAS
FIRST DOWNS	16	20
RUSHES-YARDS (NET)	23-121	49-197
PASSING YDS (NET)	151	246
Passes Att-Comp-Int	36-20-1	19-9-0
TOTAL OFFENSE PLAYS-YARDS	59-272	68-443
Fumble Returns-Yards	0-0	0-0
Punt Returns-Yards	0-0	3-3
Kickoff Returns-Yards	1-32	0-0
Interception Returns-Yards	0-0	1-0
Punts (Number-Avg)	8-45.8	6-40.0
Fumbles-Lost	1-0	2-0
Penalties-Yards	11-75	10-65
Possession Time	29:10	30:50
Third-Down Conversions	4 of 14	3 of 13
Fourth-Down Conversions	0 of 1	0 of 1
Red-Zone Scores-Chances	0-0	1-2
Sacks By: Number-Yards	2-13	3-14



THE ARKANSAS OFFENSIVE LINE paved the way for 197 yards on the ground against Texas A&M's No. 1 ranked rush defense in the Hogs' first win against the Aggies since 2011.

TEXAS A&M

**RUSHING**

	Att.	Gain	Lost	Net	TD	Long	Avg.
Spiller,Isaiah	12	103	8	95	1	67	7.9
Achane,Devon	5	24	0	24	0	8	4.8
Calzada,Zach	5	16	14	2	0	11	0.4
TEAM	1	0	0	0	0	0	0.0
Totals...	23	143	22	121	1	67	5.

**PASSING**

	Comp.	Att.	Int	Yds	TDs	Long	Sack
Calzada,Zach	20	36	1	151	0	23	3

**RECEIVING**

	No.	Yds	TD	Long
Achane,Devon	6	18	0	14
Spiller,Isaiah	5	26	0	19
Preston,Jalen	3	33	0	11
Smith,Ainias	2	35	0	23
Demas,DeMond	2	13	0	8
Wydermyer,Jalen	1	18	0	18
Wright,Max	1	8	0	8
Totals...	20	151	0	23

**PUNTING**

	No.	Yds	Avg.	Long	I20	50+	TB
Constantinou,N.	8	366	45.8	57	5	3	1

**FIELD GOALS**

	Made	Att.	Long	Kicks
Small,Seth	1	1	49	49

ARKANSAS

**RUSHING**

	Att.	Gain	Lost	Net	TD	Long	Avg.
Trelon Smith	17	88	6	82	0	19	4.8
KJ Jefferson	8	55	5	50	0	19	6.2
Raheim Sanders	6	27	0	27	0	12	4.5
D. Johnson	6	24	5	19	0	16	3.2
Treyton Burks	1	14	0	14	0	14	14.0
Malik Hornsby	6	25	13	12	0	16	2.0
AJ Green	3	3	5	-2	0	3	-0.7
TEAM	2	0	5	-5	0	0	-2.5
Totals...	49	236	39	197	0	19	4.0

**PASSING**

	Comp.	Att.	Int	Yds	TDs	Long	Sack
KJ Jefferson	7	15	0	212	2	85	1
Malik Hornsby	1	3	0	7	0	7	1
Warren Thompson	1	1	0	27	0	27	0
Totals...	9	19	0	246	2	85	2

**RECEIVING**

	No.	Yds	TD	Long
Treyton Burks	6	167	1	85
AJ Green	1	48	1	48
Tyson Morris	1	21	0	21
Warren Thompson	1	10	0	10
Totals...	9	246	2	85

**PUNTING**

	No.	Yds	Avg.	Long	I20	50+	TB
Reid Bauer	6	240	40.0	45	2	0	0

**FIELD GOALS**

	Made	Att.	Long	Kicks
Cam Little	2	2	46	46,24

GAME 5 ||| at GEORGIA

#8/#11 Arkansas (4-1, 1-1)..... 0  
 #2/#2 Georgia (5-0, 3-0)..... 37

October 2, 2021 | Athens, Ga.  
 Sanford Stadium | Time: 11:00 a.m. | Attendance: 92,746  
 TV: ESPN > Chris Fowler (PBP), Kirk Herbstreit (Analyst) & Holly Rowe (Sideline)

SCORING SUMMARY


	1st	2nd	3rd	4th	Final
Arkansas	0	0	0	0	0
Georgia	21	3	3	10	37

QTR. TEAM SCORING PLAY

- 1st UGA Z. White 3 yd run (Podlesny kick), 9-75 4:14
- UGA K. Milton 1 yd run (Podlesny kick), 9-56 4:46
- UGA Z. White 0 yd blocked punt return (Podlesny kick)
- 2nd UGA Podlesny 46 yd field goal, 9-51 4:39
- 3rd UGA Podlesny 30 yd field goal, 10-33 4:27
- 4th UGA Z. White 15 yd run (Podlesny kick), 11-93 5:50
- UGA Podlesny 37 yd field goal, 10-42 6:40

TEAM STATISTICS

	ARKANSAS	GEORGIA
FIRST DOWNS	9	22
RUSHES-YARDS (NET)	29-75	56-273
PASSING YDS (NET)	87	72
Passes Att-Comp-Int.	16-10-0	11-7-0
TOTAL OFFENSE PLAYS-YARDS	45-162	67-345
Fumble Returns-Yards	0-0	0-0
Punt Returns-Yards	1-10	4-8
Kickoff Returns-Yards	2-15	0-0
Interception Returns-Yards	0-0	0-0
Punts (Number-Avg)	8-37.0	2-43.5
Fumbles-Lost	3-0	0-0
Penalties-Yards	13-101	6-40
Possession Time	23:28	36:32
Third-Down Conversions	3 of 12	4 of 12
Fourth-Down Conversions	0 of 0	2 of 2
Red-Zone Scores-Chances	0-1	5-5
Sacks By: Number-Yards	0-0	4-25



LB GRANT MORGAN led the Razorbacks with 12 tackles, including one TFL, in the loss at No. 2 Georgia.

ARKANSAS

RUSHING	Att.	Gain	Lost	Net	TD	Long	Avg.
AJ Green	6	28	0	28	0	10	4.7
Raheim Sanders	6	21	0	21	0	10	3.5
Malik Hornsby	4	17	6	11	0	11	2.8
D. Johnson	2	6	0	6	0	4	3.0
KJ Jefferson	8	27	22	5	0	14	0.6
Trelon Smith	3	4	0	4	0	2	1.3
Totals...	29	103	28	75	0	14	2.6

PASSING	Comp.	Att.	Int	Yds	TDs	Long	Sack
KJ Jefferson	8	13	0	65	0	22	3
Malik Hornsby	2	3	0	22	0	19	1
Totals...	10	16	0	87	0	22	4

RECEIVING	No.	Yds	TD	Long
Treyton Burks	3	10	0	5
Warren Thompson	2	12	0	6
Raheim Sanders	1	22	0	22
J.D. White	1	19	0	19
Blake Kern	1	18	0	18
Tyson Morris	1	9	0	9
AJ Green	1	-3	0	0
Totals...	10	87	0	22

PUNTING	No.	Yds	Avg.	Long	I20	50+	TB
Reid Bauer	7	296	42.3	53	3	1	0
TEAM	1	0	0.0	0	0	0	0
Totals...	8	296	37.0	53	3	1	0

FIELD GOALS	Made	Att.	Long	Kicks
Cam Little	0	1		37x

GEORGIA

RUSHING	Att.	Gain	Lost	Net	TD	Long	Avg.
Cook, James	12	87	0	87	0	24	7.2
White, Zamir	16	68	0	68	2	15	4.2
McIntosh, Kenny	10	60	3	57	0	15	5.7
Milton, Kendall	12	49	1	48	1	11	4.0
Bennett, Stetson	3	16	0	16	0	9	5.3
Edwards, Daijun	3	0	3	-3	0	0	-1.0
Totals...	56	280	7	273	3	24	4.9

PASSING	Comp.	Att.	Int	Yds	TDs	Long	Sack
Bennett, Stetson	7	11	0	72	0	27	0

RECEIVING	No.	Yds	TD	Long
McConkey, Ladd	3	27	0	16
McIntosh, Kenny	1	27	0	27
Jackson, Kearis	1	7	0	7
Meeks, Jackson	1	6	0	6
Burton, Jermaine	1	5	0	5
Totals...	7	72	0	27

PUNTING	No.	Yds	Avg.	Long	I20	50+	TB
Camarda, Jake	2	87	43.5	47	0	0	0

FIELD GOALS	Made	Att.	Long	Kicks
Podlesny, Jack	3	3	46	46,30,37

GAME 6 ||| at OLE MISS

#13/#16 Arkansas (4-2, 1-2).....51  
 #17/#17 Ole Miss (4-1, 1-1).....52

October 9, 2021 | Oxford, Miss.  
 Vaught-Hemmingway Stadium | Time: 11:00 a.m. | Attendance: 60,256  
 TV: ESPN > Joe Tessitore (PBP), Greg McElroy (Analyst) & Katie George (Sideline)

SCORING SUMMARY

	1st	2nd	3rd	4th	Final
Arkansas	7	7	17	20	51
Ole Miss	0	21	10	21	52

QTR.	TEAM	SCORING PLAY
1st	ARK	KJ Jefferson 5 yd run (Little kick), 15-82 6:55
2nd	MISS	Corral 5 yd run (Costa kick failed), 17-75 5:42
	ARK	Smith 14 yd run (Little kick), 9-75 3:03
	MISS	Drummond 67 yd pass from Corral (Corral rush), 2-83 0:33
	MISS	Corral 7 yd run (Costa kick), 9-68 2:39
3rd	MISS	Costa 50 yd field goal, 8-42 3:22
	ARK	Knox 3 yd pass from KJ Jefferson (Little kick), 9-75 4:00
	ARK	Little 31 yd field goal, 5-20 1:53
	MISS	Conner 51 yd run (Costa kick), 3-79 0:44
	ARK	KJ Jefferson 6 yd run (Little kick), 4-75 1:52
4th	MISS	Conner 34 yd run (Costa kick), 10-75 3:29
	ARK	Burks 20 yd pass from KJ Jefferson (Little kick), 4-86 1:52
	MISS	Conner 1 yd run (Costa kick), 7-75 2:11
	ARK	KJ Jefferson 10 yd run (Little kick), 8-65 2:37
	MISS	Sanders 68 yd pass from Corral (Costa kick), 2-75 0:15
	ARK	Thompson 9 yd pass from KJ Jefferson (Burks pass failed), 9-75 1:07

TEAM STATISTICS

	ARKANSAS	OLE MISS
FIRST DOWNS	38	22
RUSHES-YARDS (NET)	58-350	49-324
PASSING YDS (NET)	326	287
Passes Att-Comp-Int.	35-25-1	21-14-0
TOTAL OFFENSE PLAYS-YARDS	93-676	70-611
Fumble Returns-Yards	0-0	0-0
Punt Returns-Yards	1-4	1-30
Kickoff Returns-Yards	3-60	2-32
Interception Returns-Yards	0-0	1-0
Punts (Number-Avg)	2-45.0	3-44.0
Fumbles-Lost	3-1	0-0
Penalties-Yards	4-25	8-75
Possession Time	35:35	24:25
Third-Down Conversions	7 of 13	5 of 14
Fourth-Down Conversions	2 of 2	4 of 5
Red-Zone Scores-Chances	8-8	3-3
Sacks By: Number-Yards	0-0	1-7



QB KJ JEFFERSON was the best QB on the field in Oxford passing for a 326 yards and three TDs while adding three more TDs on the ground with 85 yards rushing to account for six scores and 411 total yards.

ARKANSAS

RUSHING	Att.	Gain	Lost	Net	TD	Long	Avg.
Raheim Sanders	17	139	0	139	0	42	8.2
Trelon Smith	11	86	1	85	1	19	7.7
KJ Jefferson	20	95	10	85	3	11	4.2
D. Johnson	4	19	0	19	0	9	4.8
AJ Green	3	16	0	16	0	11	5.3
De'Vion Warren	1	11	0	11	0	11	11.0
Treyton Burks	1	1	0	1	0	1	1.0
Malik Hornsby	1	0	6	-6	0	0	-6.0
Totals...	58	367	17	350	4	42	6.0

PASSING	Comp.	Att.	Int	Yds	TDs	Long	Sack
KJ Jefferson	25	35	1	326	3	46	1

RECEIVING	No.	Yds	TD	Long
Treyton Burks	7	136	1	37
Trey Knox	5	37	1	15
Warren Thompson	4	76	1	46
Raheim Sanders	3	26	0	16
Tyson Morris	3	26	0	15
De'Vion Warren	1	12	0	12
D. Johnson	1	11	0	11
Trelon Smith	1	2	0	2
Totals...	25	326	3	46

PUNTING	No.	Yds	Avg.	Long	I20	50+	TB
Reid Bauer	2	90	45.0	53	0	1	0

FIELD GOALS	Made	Att.	Long	Kicks
Cam Little	1	2	31	50x,31

OLE MISS

RUSHING	Att.	Gain	Lost	Net	TD	Long	Avg.
Parrish Jr.,Hen	18	113	2	111	0	33	6.2
Conner,Snoop	12	112	2	110	3	51	9.2
Corral,Matt	15	96	2	94	2	13	6.3
Pearson,Jahcour	2	7	0	7	0	6	3.5
Plumlee,John Rh	1	4	0	4	0	4	4.0
Bullock,Kentrel	1	0	2	-2	0	0	-2.0
Totals...	49	332	8	324	5	51	6.6

PASSING	Comp.	Att.	Int	Yds	TDs	Long	Sack
Corral,Matt	14	21	0	287	2	68	0

RECEIVING	No.	Yds	TD	Long
Sanders,Braylon	2	127	1	68
Drummond,Dontar	2	78	1	67
Plumlee,John Rh	2	32	0	26
Rogers,Chase	2	22	0	14
Pearson,Jahcour	2	12	0	8
Jackson,Dannis	1	10	0	10
Parrish Jr.,Hen	1	3	0	3
Bullock,Kentrel	1	2	0	2
Conner,Snoop	1	1	0	1
Totals...	14	287	2	68

PUNTING	No.	Yds	Avg.	Long	I20	50+	TB
Brown,Mac	3	132	44.0	50	1	1	0

FIELD GOALS	Made	Att.	Long	Kicks
Costa,Caden	1	1	50	50



GAME 7 ||| AUBURN

Auburn (5-2, 2-1) ..... 38  
 #17/#17 Arkansas (4-3, 1-3)..... 23

October 16, 2021 | Fayetteville, Ark.  
 Donald W. Reynolds Razorback Stadium | Time: 11:00 a.m. | Attendance: 73,370  
 TV: CBS > Noah Eagle (PBP), Aaron Murray/Rick Neuheisel (Analyst) & Jenny Dell (Sideline)

SCORING SUMMARY

	1st	2nd	3rd	4th	Final
Auburn	7	7	1	10	38
Arkansas	3	7	13	0	23

QTR. TEAM SCORING PLAY

1st AU Johnson 39 yd pass from Nix (Carlson kick), 6-75 2:44  
 ARK Little 44 yd field goal, 11-49 4:39  
 2nd AU Bigsby 1 yd run (Carlson kick), 9-65 4:18  
 ARK Burks 11 yd pass from KJ Jefferson (Little kick), 12-84 2:35  
 3rd ARK Burks 30 yd pass from KJ Jefferson (Little kick), 6-75 2:30  
 AU Harris 0 yd fumble recovery (Carlson kick)  
 AU Robertson 71 yd pass from Nix (Carlson kick), 1-71 0:11  
 ARK D. Johnson 10 yd run (Burks pass failed), 13-75 4:16  
 4th AU Carlson 29 yd field goal, 9-63 0:00  
 AU Nix 23 yd run (Carlson kick), 12-75 6:11

TEAM STATISTICS

	AUBURN	ARKANSAS
FIRST DOWNS	20	29
RUSHES-YARDS (NET)	35-135	54-232
PASSING YDS (NET)	292	228
Passes Att-Comp-Int	26-21-1	35-21-0
TOTAL OFFENSE PLAYS-YARDS	61-427	89-460
Fumble Returns-Yards	0-0	0-0
Punt Returns-Yards	1-8	1-4
Kickoff Returns-Yards	0-0	1-31
Interception Returns-Yards	0-0	1-3
Punts (Number-Avg)	4-47.8	3-37.7
Fumbles-Lost	0-0	1-1
Penalties-Yards	6-49	4-41
Possession Time	30:03	29:57
Third-Down Conversions	4 of 10	10 of 19
Fourth-Down Conversions	0 of 0	0 of 3
Red-Zone Scores-Chances	2-2	2-3
Sacks By: Number-Yards	3-19	0-0



WR TREYLON BURKS caught a season-best nine passes for 109 yards and two touchdowns to match a career-best for TDs in a single game. His 100+ yards gave him two straight and four of his last five games.

AUBURN

RUSHING	Att.	Gain	Lost	Net	TD	Long	Avg.
Bigsby,Tank	18	69	1	68	1	17	3.8
Nix,Bo	5	44	2	42	1	23	8.4
Hunter,Jarquez	10	28	1	27	0	8	2.7
TEAM	2	0	2	-2	0	0	-1.0
Totals...	35	141	6	135	2	23	3.9

PASSING

	Comp.	Att.	Int	Yds	TDs	Long	Sack
Nix,Bo	21	26	1	292	2	71	0

RECEIVING

	No.	Yds	TD	Long
Jackson,Shedric	5	61	0	21
Deal,Luke	4	19	0	6
Hudson,Kobe	3	29	0	11
Robertson,Demet	2	81	1	71
King,Landen	2	23	0	19
Johnson,Ja'Varr	1	39	1	39
Shenker,John Sa	1	12	0	12
Fromm,Tyler	1	11	0	11
Bigsby,Tank	1	10	0	10
Johnson Jr.,Mal	1	7	0	7
Totals...	21	292	2	71

PUNTING

	No.	Yds	Avg.	Long	I20	50+	TB
Chapman,Oscar	4	191	47.8	57	1	2	1

FIELD GOALS

	Made	Att.	Long	Kicks
Carson,Anders	1	1	29	29

ARKANSAS

RUSHING	Att.	Gain	Lost	Net	TD	Long	Avg.
KJ Jefferson	18	85	19	66	0	20	3.7
Raheim Sanders	16	65	1	64	0	14	4.0
Trelon Smith	10	51	3	48	0	10	4.8
D. Johnson	6	42	0	42	1	17	7.0
AJ Green	4	13	1	12	0	7	3.0
Totals...	54	256	24	232	1	20	4.3

PASSING

	Comp.	Att.	Int	Yds	TDs	Long	Sack
KJ Jefferson	21	35	0	228	2	30	3

RECEIVING

	No.	Yds	TD	Long
Treylon Burks	9	109	2	30
Tyson Morris	3	32	0	19
Warren Thompson	2	27	0	16
Hudson Henry	2	22	0	19
D. Johnson	2	16	0	9
Blake Kern	1	16	0	16
Raheim Sanders	1	7	0	7
K. Jackson Jr.	1	-1	0	0
Totals...	21	228	2	30

PUNTING

	No.	Yds	Avg.	Long	I20	50+	TB
Reid Bauer	3	113	37.7	43	1	0	0

FIELD GOALS

	Made	Att.	Long	Kicks
Cam Little	1	2	44	53x,44



GAME 8 ||| UAPB

UAPB (1-6, 0-4) .....3  
 Arkansas (5-3, 1-3)..... 45

October 23, 2021 | Little Rock, Ark.  
 War Memorial Stadium | Time: 11:00 a.m. | Attendance: 42,576  
 TV: SECN > Dave Neal (PBP), Deuce McAllister (Analyst) & Andraya Carter (Sideline)

SCORING SUMMARY

	1st	2nd	3rd	4th	Final
UAPB	0	0	0	3	3
Arkansas	17	28	0	0	45

QTR. TEAM SCORING PLAY

1st	ARK	Kern 18 yd pass from KJ Jefferson (Little kick), 6-65 1:22
	ARK	Burks 49 yd run (Little kick), 1-49 0:09
	ARK	Little 31 yd field goal, 12-71 3:21
2nd	ARK	Burks 18 yd pass from KJ Jefferson (Little kick), 7-95 1:44
	ARK	Parodi 80 yd punt return (Little kick)
	ARK	K. Jackson Jr. 29 yd pass from KJ Jefferson (Little kick), 3-68 0:47
	ARK	Treyton Burks 39 yd pass from KJ Jefferson (Little kick), 4-45 0:46
4th	UAPB	Piwniczka 32 yd field goal, 9-61 5:19

TEAM STATISTICS

	UAPB	ARKANSAS
FIRST DOWNS	12	26
RUSHES-YARDS (NET)	37-111	41-291
PASSING YDS (NET)	112	213
Passes Att-Comp-Int	21-8-2	22-11-0
TOTAL OFFENSE PLAYS-YARDS	58-223	63-504
Fumble Returns-Yards	0-0	0-0
Punt Returns-Yards	0-0	5-141
Kickoff Returns-Yards	0-0	0-3
Interception Returns-Yards	0-0	2-14
Punts (Number-Avg)	8-41.0	3-47.3
Fumbles-Lost	0-0	4-2
Penalties-Yards	4-30	9-76
Possession Time	36:18	23:42
Third-Down Conversions	1 of 13	2 of 9
Fourth-Down Conversions	0 of 1	1 of 2
Red-Zone Scores-Chances	1-3	3-3
Sacks By: Number-Yards	1-11	3-20



WR TREYTON BURKS scored three touchdowns in the first half in the win over UAPB in Little Rock, hauling in two TD passes and scoring the first rushing TD of his career on a 49-yard run in the 1st quarter.

UAPB

RUSHING	Att.	Gain	Lost	Net	TD	Long	Avg.
Crossley,Kierre	13	51	12	39	0	28	3.0
Perry,Skylar	11	42	15	27	0	12	2.5
Hill,Dalyn	2	20	0	20	0	15	10.0
Vaughn,Xzavier	4	19	7	12	0	15	3.0
Britten,Kayvon	5	9	0	9	0	4	1.8
Allen,Omar	2	5	1	4	0	5	2.0
Totals...	37	146	35	111	0	28	3.0

PASSING	Comp.	Att.	Int	Yds	TDs	Long	Sack
Perry,Skylar	7	17	1	107	0	42	2
Vaughn,Xzavier	1	4	1	5	0	5	1
Totals...	8	21	2	112	0	42	3

RECEIVING	No.	Yds	TD	Long
Dawkins,Daemon	2	49	0	42
Harrell,Trey	2	11	0	6
Crossley,Kierre	2	7	0	6
Hill,Dalyn	1	32	0	32
Wilkes,Josh	1	13	0	13
Totals...	8	112	0	42

PUNTING	No.	Yds	Avg.	Long	I20	50+	TB
Sanchez,Josh	8	328	41.0	47	2	0	0

FIELD GOALS	Made	Att.	Long	Kicks
Piwniczka,Zach	1	2	32	37x,32

ARKANSAS

RUSHING	Att.	Gain	Lost	Net	TD	Long	Avg.
D. Johnson	6	91	0	91	0	34	15.2
Treyton Burks	2	56	0	56	1	49	28.0
Raheim Sanders	9	46	0	46	0	9	5.1
AJ Green	9	44	8	36	0	29	4.0
KJ Jefferson	3	33	0	33	0	11	11.0
Trelon Smith	7	27	3	24	0	8	3.4
De'Vion Warren	1	5	0	5	0	5	5.0
Malik Hornsby	3	18	17	1	0	15	0.3
T.J. Hammonds	1	0	1	-1	0	0	-1.0
Totals...	41	320	29	291	1	49	7.1

PASSING	Comp.	Att.	Int	Yds	TDs	Long	Sack
KJ Jefferson	10	17	0	194	4	39	0
Malik Hornsby	1	5	0	19	0	19	1
Totals...	11	22	0	213	4	39	1

RECEIVING	No.	Yds	TD	Long
Treyton Burks	4	89	2	39
De'Vion Warren	3	51	0	26
Blake Kern	2	25	1	18
K. Jackson Jr.	1	29	1	29
J. Crawford	1	19	0	19
Totals...	11	213	4	39

PUNTING	No.	Yds	Avg.	Long	I20	50+	TB
Reid Bauer	3	142	47.3	56	0	1	1

FIELD GOALS	Made	Att.	Long	Kicks
Cam Little	1	1	31	31

GAME 9 ||| MISSISSIPPI STATE

RV/RV/#17 Mississippi State (5-4, 3-3)..... 28  
 Arkansas (6-3, 2-3)..... 31

November 6, 2021 | Fayetteville, Ark.  
 Donald W. Reynolds Razorback Stadium | Time: 3 p.m. | Attendance: 68,818  
 TV: SECN > Tom Hart (PBP), Jordan Rodgers (Analyst) & Cole Cubelic (Sideline)

SCORING SUMMARY

	1st	2nd	3rd	4th	Final
Mississippi State	0	7	7	14	28
Arkansas	10	3	3	15	31

QTR. TEAM SCORING PLAY

- 1st ARK Little 46 yd field goal, 9-40 3:31  
 ARK D. Johnson 1 yd run (Little kick), 7-52 2:58
- 2nd ARK Little 48 yd field goal, 9-50 3:48  
 MSU Walley 3 yd pass from Rogers (Ruiz kick), 11-74 3:08
- 3rd MSU Thomas 6 yd pass from Rogers (Ruiz kick), 13-66 6:36  
 ARK Little 51 yd field goal, 10-42 3:37
- 4th ARK Burks 14 yd pass from KJ Jefferson (Little kick), 9-72 3:00  
 MSU Thomas 37 yd pass from Rogers (Mccord kick), 7-75 2:29  
 MSU Marks 15 yd pass from Rogers (Mccord kick), 9-76 5:05  
 ARK D. Johnson 4 yd run (D. Johnson rush), 10-75 2:01

TEAM STATISTICS

	MISSISSIPPI STATE	ARKANSAS
FIRST DOWNS	28	24
RUSHES-YARDS (NET)	26-69	45-202
PASSING YDS (NET)	417	191
Passes Att-Comp-Int	48-36-1	25-19-0
TOTAL OFFENSE PLAYS-YARDS	74-486	70-393
Fumble Returns-Yards	0-0	0-0
Punt Returns-Yards	1--2	1-8
Kickoff Returns-Yards	3-73	1-0
Interception Returns-Yards	0-0	1-0
Punts (Number-Avg)	2-44.0	2-50.5
Fumbles-Lost	0-0	0-0
Penalties-Yards	10-77	11-84
Possession Time	32:14	27:46
Third-Down Conversions	6 of 12	6 of 13
Fourth-Down Conversions	2 of 2	0 of 0
Red-Zone Scores-Chances	3-4	3-3
Sacks By: Number-Yards	3-13	3-9



RB DOMINIQUE JOHNSON went over 100 yards rushing for the first time in his career and scored the winning touchdown on the Razorbacks' final drive.

MISSISSIPPI STATE

**RUSHING**

	Att.	Gain	Lost	Net	TD	Long	Avg.
Marks,Jo'quavio	11	40	0	40	0	9	3.6
Johnson,Dillon	8	31	0	31	0	9	3.9
Rogers,Will	7	7	9	-2	0	2	-0.3
Totals...	26	78	9	69	0	9	2.7

**PASSING**

	Comp.	Att.	Int	Yds	TDs	Long	Sack
Rogers,Will	36	48	1	417	4	42	3

**RECEIVING**

	No.	Yds	TD	Long
Polk,Makai	8	117	0	42
Marks,Jo'quavio	6	46	1	15
Johnson,Dillon	5	12	0	5
Williams,Austin	4	72	0	28
Thomas,Rara	4	63	2	37
Jernighan,J.J.	4	28	0	15
Ford,Christian	3	65	0	29
Calvin,Jamire	1	11	0	11
Walley,Jaden	1	3	1	3
Totals...	36	417	4	42

**PUNTING**

	No.	Yds	Avg.	Long	I20	50+	TB
Trafford,Archer	2	88	44.0	44	0	0	0

**FIELD GOALS**

	Made	Att.	Long	Kicks
Ruiz,Brandon	0	2	-	23x,46x
McCord,Nolan	0	1	-	40x

ARKANSAS

**RUSHING**

	Att.	Gain	Lost	Net	TD	Long	Avg.
D. Johnson	17	108	1	107	2	24	6.3
Treyton Burks	3	43	4	39	0	26	13.0
Raheim Sanders	8	26	0	26	0	11	3.2
Trelon Smith	5	17	0	17	0	6	3.4
KJ Jefferson	11	28	14	14	0	8	1.3
TEAM	1	0	1	-1	0	0	-1.0
Totals...	45	222	20	202	2	26	4.5

**PASSING**

	Comp.	Att.	Int	Yds	TDs	Long	Sack
KJ Jefferson	19	23	0	191	1	25	3
Treyton Burks	0	1	0	0	0	0	0
De'Vion Warren	0	1	0	0	0	0	0
Totals...	19	25	0	191	1	25	3

**RECEIVING**

	No.	Yds	TD	Long
Treyton Burks	5	63	1	25
Knox,Trey	4	26	0	13
Raheim Sanders	3	41	0	24
Tyson Morris	3	38	0	19
Warren Thompson	2	12	0	7
D. Johnson	1	7	0	7
Hudson Henry	1	4	0	4
Totals...	19	191	1	25

**PUNTING**

	No.	Yds	Avg.	Long	I20	50+	TB
Reid Bauer	2	101	50.5	56	0	1	1

**FIELD GOALS**

	Made	Att.	Long	Kicks
Cam Little	3	4	51	46,48,51,42x

GAME 10 ||| at LSU

RV/RV/#25 Arkansas (7-3, 3-3).....16  
 LSU (4-6, 2-5).....13

November 13, 2021 | Baton Rouge, La.  
 Tiger Stadium | Time: 6:30 p.m. | Attendance: 98,772  
 TV: SECN > Tom Hart (PBP), Cole Cubelic (Analyst) & Tera Talmadge (Sideline)

SCORING SUMMARY

	1st	2nd	3rd	4th	OT	Final
Arkansas	3	0	10	0	3	16
LSU	3	7	0	3	0	13

QTR. TEAM SCORING PLAY

1st	ARK	Little 48 yd field goal, 5-23 1:36
	LSU	York 34 yd field goal, 9-28 3:04,
2nd	LSU	Bech 29 yd pass from Nussmeier (York kick), 3-40 0:20
3rd	ARK	D. Johnson 43 yd pass from KJ Jefferson (Little kick), 5-63 2:22
	ARK	Little 27 yd field goal, 9-53 4:07
4th	LSU	York 45 yd field goal, 12-39 4:44
OT	ARK	Little 37 yd field goal, 4-6 15:00

TEAM STATISTICS

	ARKANSAS	LSU
FIRST DOWNS.....	13	20
RUSHES-YARDS (NET).....	40-141	42-108
PASSING YDS (NET).....	142	200
Passes Att-Comp-Int.....	26-18-0	37-21-2
TOTAL OFFENSE PLAYS-YARDS.....	66-283	79-308
Fumble Returns-Yards.....	0-0	0-0
Punt Returns-Yards.....	2-26	4-48
Kickoff Returns-Yards.....	2-44	0-0
Interception Returns-Yards.....	2-0	0-0
Punts (Number-Avg).....	8-42.9	6-44.5
Fumbles-Lost.....	2-0	3-1
Penalties-Yards.....	9-63	5-33
Possession Time.....	41:18	33:42
Third-Down Conversions.....	3 of 16	6 of 18
Fourth-Down Conversions.....	1 of 2	2 of 3
Red-Zone Scores-Chances.....	2-2	1-3
Sacks By: Number-Yards.....	3-17	3-21



K CAM LITTLE'S third field goal of the night was the game-winner in overtime to beat LSU for the first time since 2015 and bring The Boot back to Arkansas.

ARKANSAS

RUSHING	Att.	Gain	Lost	Net	TD	Long	Avg.
KJ Jefferson	15	63	22	41	0	15	2.7
D. Johnson	15	41	1	40	0	13	2.7
Trelon Smith	6	39	2	37	0	28	6.2
Reid Bauer	1	23	0	23	0	23	23.0
Treyton Burks	1	5	0	5	0	5	5.0
TEAM	2	0	5	-5	0	0	-2.5
Totals...	40	171	30	141	0	28	3.5

PASSING	Comp.	Att.	Int	Yds	TDs	Long	Sack
KJ Jefferson	18	25	0	142	1	43	3
Treyton Burks	0	1	0	0	0	0	0
Totals...	18	26	0	142	1	43	3

RECEIVING	No.	Yds	TD	Long
Treyton Burks	4	16	0	11
Tyson Morris	3	31	0	15
Knox,Trey	3	10	0	5
D. Johnson	2	40	1	43
Blake Kern	2	20	0	18
Warren Thompson	1	23	0	23
De'Vion Warren	1	4	0	4
Hudson Henry	1	1	0	1
Raheim Sanders	1	-3	0	0
Totals...	18	142	1	43

PUNTING	No.	Yds	Avg.	Long	I20	50+	TB
Sam Loy	1	37	37.0	37	0	0	0
Reid Bauer	7	306	43.7	57	2	3	1
Totals...	8	343	42.9	57	2	3	1

FIELD GOALS	Made	Att.	Long	Kicks
Cam Little	3	3	48	48,27,37

LSU

RUSHING	Att.	Gain	Lost	Net	TD	Long	Avg.
Davis-Price,Tyr	28	119	13	106	0	13	3.8
Kiner,Corey	5	12	0	12	0	3	2.4
Williams,Josh	2	6	0	6	0	5	3.0
Johnson,Max	2	3	2	1	0	3	0.5
Goodwin,Armoni	2	3	2	1	0	3	0.5
Palmer,Trey	1	0	3	-3	0	0	-3.0
Nussmeier,Garre	2	0	15	-15	0	0	-7.5
Totals...	42	143	35	108	0	13	2.6

PASSING	Comp.	Att.	Int	Yds	TDs	Long	Sack
Nussmeier,Garre	18	31	2	179	1	29	2
Johnson,Max	3	6	0	21	0	11	1
Totals...	21	37	2	200	1	29	3

RECEIVING	No.	Yds	TD	Long
Palmer,Trey	6	45	0	11
Bech,Jack	4	66	1	29
Davis-Price,Tyr	3	4	0	4
Nabers,Malik	2	34	0	24
Mashburn,Jack	1	18	0	18
Lee,Devonta	1	12	0	12
Jenkins,Jaray	1	10	0	10
Thomas Jr.,Bria	1	6	0	6
Taylor,Kole	1	5	0	5
Williams,Josh	1	0	0	0
Totals...	21	200	1	29

PUNTING	No.	Yds	Avg.	Long	I20	50+	TB
Atkins,Avery	6	267	44.5	52	1	1	1

FIELD GOALS	Made	Att.	Long	Kicks
York,Cade	2	3	45	34,55x,45



GAME 11 ||| at Alabama

#21/#22/#21 Arkansas (7-4, 3-4)..... 35  
 #2/#2/#2 Alabama (10-1, 6-1)..... 42

November 20, 2021 | Tuscaloosa, Ala.  
 Bryant-Denny Stadium | Time: 2:30 p.m. | Attendance: 98,323  
 TV: CBS > Brad Nessler (PBP), Gary Danielson (Analyst) & Jamie Ehrdahl (Sideline)

SCORING SUMMARY

	1st	2nd	3rd	4th	Final
Arkansas	0	14	7	14	35
Alabama	3	21	10	8	42

QTR. TEAM SCORING PLAY

1st ALA Reichard 48 yd field goal, 4-2 0:46  
 2nd ALA Metchie 20 yd pass from Young (Reichard kick), 9-98 3:36  
 ARK Burks 15 yd pass from KJ Jefferson (Little kick), 13-96 5:05  
 ALA Williams 79 yd pass from Young (Reichard kick), 2-75 0:45  
 ARK D. Johnson 1 yd run (Little kick), 7-75 1:41  
 ALA Williams 32 yd pass from Young (Reichard kick), 6-75 1:56  
 3rd ALA Leary 11 yd pass from Young (Reichard kick), 9-75 3:29  
 ARK Burks 66 yd pass from KJ Jefferson (Little kick), 3-75 1:22  
 ALA Reichard 30 yd field goal, 9-63 3:06  
 4th ARK Kern 32 yd pass from Bauer (Little kick), 10-75 4:45  
 ALA Williams 40 yd pass from Young (Young rush), 4-55 1:51  
 ARK Sanders 17 yd pass from KJ Jefferson (Little kick), 12-75 4:37

TEAM STATISTICS

	ARKANSAS	ALABAMA
FIRST DOWNS	21	29
RUSHES-YARDS (NET)	42-110	36-112
PASSING YDS (NET)	358	559
Passes Att-Comp-Int	31-23-0	40-31-0
TOTAL OFFENSE PLAYS-YARDS	73-468	76-671
Fumble Returns-Yards	0-0	0-0
Punt Returns-Yards	0-0	1--2
Kickoff Returns-Yards	0-0	0-0
Interception Returns-Yards	0-0	0-0
Punts (Number-Avg)	6-44.5	1-32.0
Fumbles-Lost	2-1	2-1
Penalties-Yards	5-20	5-45
Possession Time	29:30	30:30
Third-Down Conversions	7 of 16	6 of 11
Fourth-Down Conversions	3 of 3	0 of 1
Red-Zone Scores-Chances	3-3	3-4
Sacks By: Number-Yards	4-33	3-23



WR TREYLON BURKS matched the single-season school record with his fifth 100-yard game of the season with a season-best 179 yards at Alabama.

ARKANSAS

**RUSHING**

	Att.	Gain	Lost	Net	TD	Long	Avg.
Trelon Smith	9	42	0	42	0	13	4.7
D. Johnson	9	26	3	23	1	12	2.6
KJ Jefferson	13	46	24	22	0	15	1.7
Raheim Sanders	6	23	5	18	0	14	3.0
AJ Green	2	8	0	8	0	6	4.0
TEAM	1	1	0	1	0	0	1.0
Treylon Burks	2	4	8	-4	0	4	-2.0
Totals...	42	150	40	110	1	15	2.6

**PASSING**

	Comp.	Att.	Int	Yds	TDs	Long	Sack
KJ Jefferson	22	30	0	326	3	66	3
Reid Bauer	1	1	0	32	1	32	0
Totals...	23	31	0	358	4	66	3

**RECEIVING**

	No.	Yds	TD	Long
Treylon Burks	8	179	2	66
Knox,Trey	4	47	0	16
Blake Kern	3	47	1	32
Warren Thompson	2	51	0	40
Raheim Sanders	2	16	1	17
AJ Green	2	10	0	8
Trelon Smith	1	8	0	8
Tyson Morris	1	0	0	0
Totals...	23	358	4	66

**PUNTING**

	No.	Yds	Avg.	Long	I20	50+	TB
Reid Bauer	6	267	44.5	50	2	2	0

**FIELD GOALS**

	Made	Att.	Long	Kicks
Reichard,Will	2	3	48	48,47x,30

ALABAMA

**RUSHING**

	Att.	Gain	Lost	Net	TD	Long	Avg.
Robinson Jr.,Br	27	126	4	122	0	15	4.5
Sanders,Trey	1	3	0	3	0	3	3.0
TEAM	2	0	2	-2	0	0	-1.0
Young,Bryce	6	22	33	-11	0	16	-1.8
Totals...	36	151	39	112	0	16	3.1

**PASSING**

	Comp.	Att.	Int	Yds	TDs	Long	Sack
Young,Bryce	31	40	0	559	5	79	4

**RECEIVING**

	No.	Yds	TD	Long
Metchie,John	10	173	1	33
Williams,Jameso	8	190	3	79
Latu,Cameron	3	58	0	28
Bolden,Slade	3	49	0	27
Robinson Jr.,Br	3	18	0	8
Sanders,Trey	1	36	0	36
Billingsley,Jah	1	12	0	12
Brooks,Ja'Corey	1	12	0	12
Leary,Christian	1	11	1	11
Totals...	31	559	5	79

**PUNTING**

	No.	Yds	Avg.	Long	I20	50+	TB
Burnip,James	1	32	32.0	32	1	0	0

**FIELD GOALS**

	Made	Att.	Long	Kicks
Reichard,Will	2	3	48	48,47x,30



GAME 12 || MISSOURI

Missouri (6-6, 3-5).....17  
 #25/RV/#25 Arkansas (8-4, 4-4).....34

November 26, 2021 | Fayetteville, Ark.  
 Donald W. Reynolds Razorback Stadium | Time: 2:30 p.m. | Attendance: 67,320  
 TV: CBS > Noah Eagle (PBP), Aaron Murray/Rick Neuheisel (Analyst) & Jenny Dell (Sideline)

SCORING SUMMARY

	1st	2nd	3rd	4th	Final
Missouri	0	6	3	8	17
Arkansas	3	7	14	10	34

QTR. TEAM SCORING PLAY

1st	ARK	Little 36 yd field goal, 8-67 3:22
2nd	MIZ	Mevis 46 yd field goal, 7-11 3:53
	ARK	Sanders 1 yd run (Little kick), 8-76 2:50
	MIZ	Mevis 49 yd field goal, 8-44 2:51
3rd	ARK	Smith 4 yd run (Little kick), 3-61 1:11
	ARK	Burks 52 yd pass from KJ Jefferson (Little kick), 2-52 0:16
	MIZ	Mevis 41 yd field goal, 14-51 7:45
4th	ARK	Little 23 yd field goal, 11-70 5:19
	ARK	Sanders 7 yd run (Cam Little kick), 4-47 1:45
	MIZ	Badie 5 yd run (Chism pass from Dove), 11-58 4:22

TEAM STATISTICS

	MISSOURI	ARKANSAS
FIRST DOWNS	19	14
RUSHES-YARDS (NET)	50-251	33-163
PASSING YDS (NET)	65	262
Passes Att-Comp-Int	26-10-1	20-15-0
TOTAL OFFENSE PLAYS-YARDS	76-316	53-425
Fumble Returns-Yards	0-0	0-0
Punt Returns-Yards	3-17	3-34
Kickoff Returns-Yards	1-20	1-0
Interception Returns-Yards	0-0	1-2
Punts (Number-Avg)	7-46.3	5-49.2
Fumbles-Lost	0-0	1-1
Penalties-Yards	4-51	6-55
Possession Time	35:11	24:49
Third-Down Conversions	7 of 19	4 of 11
Fourth-Down Conversions	1 of 2	0 of 0
Red-Zone Scores-Chances	1-1	5-5
Sacks By: Number-Yards	3-15	0-0



WR TREYLON BURKS set a school record with his sixth 100-yard game of the season and became just the fourth Arkansas WR to eclipse 1,000 yards receiving in a single season with seven catches for 129 yards.

MISSOURI

RUSHING	Att.	Gain	Lost	Net	TD	Long	Avg.
Badie,Tyler	41	222	3	219	1	17	5.3
Cox,Michael	3	12	0	12	0	6	4.0
Bazelak,Connor	3	8	0	8	0	5	2.7
Chism,Keke	1	5	0	5	0	5	5.0
Cooper,Mookie	1	5	0	5	0	5	5.0
Cook,Brady	1	2	0	2	0	2	2.0
Totals...	50	254	3	251	1	17	5.0

PASSING	Comp.	Att.	Int	Yds	TDs	Long	Sack
Bazelak,Connor	10	26	1	65	0	26	0

RECEIVING	No.	Yds	TD	Long
Chism,Keke	3	37	0	26
Smith,D'ionte	2	-2	0	2
Banister,Barret	1	13	0	13
Dove,Tauskie	1	10	0	10
Swinson,Messiah	1	8	0	8
Hea,Niko	1	4	0	4
Badie,Tyler	1	-5	0	0
Totals...	10	65	0	26

PUNTING	No.	Yds	Avg.	Long	I20	50+	TB
Koetting,Sean	6	280	46.7	61	1	2	2
McKinniss,Grant	1	44	44.0	44	1	0	0
Totals...	7	324	46.3	61	2	2	2

FIELD GOALS	Made	Att.	Long	Kicks
Mevis,Harrison	3	3	49	46,49,41

ARKANSAS

RUSHING	Att.	Gain	Lost	Net	TD	Long	Avg.
KJ Jefferson	6	73	15	58	0	49	9.7
Trelon Smith	7	37	0	37	1	14	5.3
De'Vion Warren	1	32	0	32	0	32	32.0
Raheim Sanders	8	21	0	21	2	7	2.6
D. Johnson	6	19	0	19	0	11	3.2
Treyton Burks	2	2	1	1	0	2	0.5
AJ Green	2	0	1	-1	0	0	-0.5
TEAM	1	0	4	-4	0	0	-4.0
Totals...	33	184	21	163	3	49	4.9

PASSING	Comp.	Att.	Int	Yds	TDs	Long	Sack
KJ Jefferson	15	19	0	262	1	55	3
De'Vion Warren	0	1	0	0	0	0	0
Totals...	15	20	0	262	1	55	3

RECEIVING	No.	Yds	TD	Long
Treyton Burks	7	129	1	52
De'Vion Warren	2	63	0	55
K. Jackson Jr.	2	53	0	39
Knox,Trey	2	10	0	7
Blake Kern	1	6	0	6
Trelon Smith	1	1	0	1
Totals...	15	262	1	55

PUNTING	No.	Yds	Avg.	Long	I20	50+	TB
Reid Bauer	5	246	49.2	61	1	2	0

FIELD GOALS	Made	Att.	Long	Kicks
Cam Little	2	2	36	36,23

**TEAM STATISTICS**

	<b>ARK</b>	<b>OPP</b>
<b>Scoring</b>	<b>378</b>	<b>288</b>
Points per game	31.5	24.0
Points Off Turnovers	51	20
<b>First Downs</b>	<b>262</b>	<b>231</b>
Rushing	141	94
Passing	101	111
Penalty	20	26
<b>Rushing Yardage</b>	<b>2608</b>	<b>1871</b>
Yards gained rushing	2905	2104
Yards lost rushing	297	233
Rushing attempts	530	468
Average per rush	4.9	4.0
Average per game	217.3	155.9
TDs Rushing	23	17
<b>Passing Yardage</b>	<b>2683</b>	<b>2586</b>
Comp-Att-Int	191-294-3	212-353-11
Average per pass	9.1	7.3
Average per catch	14.0	12.2
Average per game	223.6	215.5
TDs Passing	22	15
<b>Total offense</b>	<b>5291</b>	<b>4457</b>
Total plays	824	821
Average per play	6.4	5.4
Average per game	440.9	371.4
<b>Kick returns: #-Yards</b>	<b>17-310</b>	<b>10-211</b>
<b>Punt returns: #-Yards</b>	<b>24-256</b>	<b>16-115</b>
<b>Int returns: #-Yards</b>	<b>11-97</b>	<b>3-9</b>
<b>Kick return average</b>	<b>18.2</b>	<b>21.1</b>
<b>Punt return average</b>	<b>10.7</b>	<b>7.2</b>
<b>Int return average</b>	<b>8.8</b>	<b>3.0</b>
<b>Fumbles-Lost</b>	<b>20-6</b>	<b>12-3</b>
<b>Penalties-Yards</b>	<b>98-779</b>	<b>81-605</b>
Average per game	64.9	50.4
<b>Punts-Yards</b>	<b>56-2325</b>	<b>63-2773</b>
Average per punt	41.5	44.0
Net punt average	38.5	37.7
<b>Kickoffs-Yards</b>	<b>75-4810</b>	<b>61-3699</b>
Average per kick	64.1	60.6
Net kick average	40.1	39.1
<b>Time of possession / game</b>	<b>28:21</b>	<b>31:09</b>
<b>3rd-down conversion</b>	<b>60/160</b>	<b>56/170</b>
3rd-down pct	38%	33%
<b>4rd-down conversion</b>	<b>9/16</b>	<b>14/23</b>
4rd-down pct	56%	61%
<b>Sacks by-Yards</b>	<b>22-127</b>	<b>25-166</b>
<b>Misc Yards</b>	<b>0</b>	<b>0</b>
<b>Touchdowns scored</b>	<b>46</b>	<b>34</b>
<b>Field goals - attempts</b>	<b>19-23</b>	<b>16-24</b>
<b>On-Side kicks</b>	<b>0-0</b>	<b>0-0</b>
<b>Red-zone scores</b>	<b>(42-46) 91%</b>	<b>(26-34) 76%</b>
<b>Red-zone touchdowns</b>	<b>(30-46) 65%</b>	<b>(18-34) 53%</b>
<b>PAT-attempts</b>	<b>(44-46) 96%</b>	<b>(33-34) 97%</b>
<b>Attendance</b>	<b>456991</b>	<b>350097</b>
Games / Avg per game	7/65284	4/87524
Neutral site games	-	1/57992

**Score by Periods**

Team	1st	2nd	3rd	4th	OT	TOT
Arkansas	77	96	105	97	3	378
Opponents	34	95	68	91	0	288

ARKANSAS GAME-BY-GAME STATISTICS

Date	Opponent	Rushing				Receiving				Passing				Kick Returns				Punt Returns				tot off
		no.	yds	td	lg	no.	yds	td	lg	cmp-att-int	yds	td	lg	no.	yds	td	lg	no.	yds	td	lg	
09/04/2021	Rice	44	245	4	38	12	128	1	31	12-21-1	128	1	31	4	108	0	42	1	4	0	4	373
09/11/2021	Texas	47	333	4	34	14	138	0	45	14-19-1	138	0	45	1	19	0	19	3	9	0	7	471
09/18/2021	Ga. Southern	48	269	3	48	14	364	3	91	14-25-0	364	3	91	2	36	0	20	3	13	0	8	633
09/25/2021	vs Texas A&M	49	197	0	19	9	246	2	85	9-19-0	246	2	85	0	0	0	0	3	3	0	2	443
10/02/2021	at Georgia	29	75	0	14	10	87	0	22	10-16-0	87	0	22	2	15	0	16	1	10	0	10	162
10/09/2021	at Ole Miss	58	350	4	42	25	326	3	46	25-35-1	326	3	46	3	60	0	21	1	4	0	4	676
10/16/2021	Auburn	54	232	1	20	21	228	2	30	21-35-0	228	2	30	1	31	0	31	1	4	0	4	460
10/23/2021	Ark.-Pine Bluff	41	291	1	49	11	213	4	39	11-22-0	213	4	39	1	-3	0	0	5	141	1	80	504
11/06/2021	Mississippi St.	45	202	2	26	19	191	1	25	19-25-0	191	1	25	0	0	0	0	1	8	0	8	393
11/13/2021	at LSU	40	141	0	28	18	142	1	43	18-26-0	142	1	43	2	44	0	29	2	26	0	26	283
11/20/2021	at Alabama	42	110	1	15	23	358	4	66	23-31-0	358	4	66	0	0	0	0	0	0	0	0	468
11/26/2021	Missouri	33	163	3	49	15	262	1	55	15-20-0	262	1	55	1	0	0	0	3	34	0	27	425
<b>Arkansas</b>		<b>530</b>	<b>2608</b>	<b>23</b>	<b>49</b>	<b>191</b>	<b>2683</b>	<b>22</b>	<b>91</b>	<b>191-294-3</b>	<b>2683</b>	<b>22</b>	<b>91</b>	<b>17</b>	<b>310</b>	<b>0</b>	<b>42</b>	<b>24</b>	<b>256</b>	<b>1</b>	<b>80</b>	<b>5291</b>
<b>Opponents</b>		<b>468</b>	<b>1871</b>	<b>17</b>	<b>76</b>	<b>212</b>	<b>2586</b>	<b>15</b>	<b>79</b>	<b>212-353-11</b>	<b>2586</b>	<b>15</b>	<b>79</b>	<b>10</b>	<b>211</b>	<b>0</b>	<b>33</b>	<b>16</b>	<b>115</b>	<b>1</b>	<b>30</b>	<b>4457</b>

Arkansas Averages

Games	Avg/ rush	Avg/ catch	Pass effc	KR avg	PR avg	All purpose avg/game	Total offense avg/game
12	4.9	14.0	164.3	18.2	10.7	496.2	440.9

Date	Opponent	Tackles			Sacks	Fumble	Pass Defense			blkd	PAT attempts			off				
		ua	a	total			tfl-yds	no-yds	ff		fr-yds	int-yds	qbh	brup	kick	kick	rush	rcv
09/04/2021	Rice	27	54	81	7.0-18	2-11	1	0-0	3-88	5	3	0	5-5	0	0	0	14	38
09/11/2021	Texas	21	64	85	9.0-22	2-10	1	1-7	0-0	3	4	1	4-4	0	0	0	7	40
09/18/2021	Ga. Southern	24	40	64	6.0-25	2-13	0	0-0	0-0	2	3	0	6-6	0	0	0	0	45
09/25/2021	vs Texas A&M	31	22	53	9.0-36	3-14	0	0-0	1-0	8	2	0	2-2	0	0	0	3	20
10/02/2021	at Georgia	38	46	84	4.0-7	0-0	0	0-0	0-0	0	1	0	0-0	0	0	0	0	0
10/09/2021	at Ole Miss	29	56	85	5.0-8	0-0	0	0-0	0-0	4	4	0	6-6	0	0	0	0	51
10/16/2021	Auburn	27	42	69	3.0-4	0-0	0	0-0	1--3	0	2	0	2-2	0	0	0	7	23
10/23/2021	Ark.-Pine Bluff	21	44	65	11.0-35	3-20	0	0-0	2-14	5	6	0	6-6	0	0	0	7	45
11/06/2021	Mississippi St.	33	46	79	3.0-9	3-9	0	0-0	1-0	2	6	0	2-2	1	0	0	0	31
11/13/2021	at LSU	49	30	79	7.0-26	3-17	1	1-0	2-0	0	3	0	1-1	0	0	0	6	16
11/20/2021	at Alabama	40	38	78	8.0-40	4-33	1	1-0	0-0	4	1	0	5-5	0	0	0	0	35
11/26/2021	Missouri	32	48	80	2.0-7	0-0	0	0-0	1--2	7	4	0	4-4	0	0	0	7	34
<b>Arkansas</b>		<b>372</b>	<b>530</b>	<b>902</b>	<b>74.0-237</b>	<b>22-127</b>	<b>4</b>	<b>3-7</b>	<b>11-97</b>	<b>40</b>	<b>39</b>	<b>1</b>	<b>43-43</b>	<b>1</b>	<b>0</b>	<b>0</b>	<b>51</b>	<b>378</b>
<b>Opponents</b>		<b>436</b>	<b>464</b>	<b>900</b>	<b>79.0-287</b>	<b>25-166</b>	<b>12</b>	<b>6-0</b>	<b>3-9</b>	<b>23</b>	<b>32</b>	<b>2</b>	<b>30-31</b>	<b>2</b>	<b>1</b>	<b>0</b>	<b>20</b>	<b>288</b>

Date	Opponent	Punting							Field Goals			Kickoffs						
		no.	yds	avg	long	blkd	tb	fc	50+	i20	md-att	long	blkd	no.	yds	avg	tb	ob
09/04/2021	Rice	6	190	31.7	45	1	0	2	0	1	1-1	34	0	7	452	64.6	6	0
09/11/2021	Texas	2	80	40.0	47	0	0	1	0	0	4-4	44	0	9	583	64.8	7	0
09/18/2021	Ga. Southern	5	217	43.4	60	0	0	4	1	1	1-1	25	0	8	518	64.8	7	0
09/25/2021	vs Texas A&M	6	240	40.0	45	0	0	3	0	2	2-2	46	0	5	325	65.0	4	0
10/02/2021	at Georgia	8	296	37.0	53	1	0	3	1	3	0-1	0	0	1	65	65.0	1	0
10/09/2021	at Ole Miss	2	90	45.0	53	0	0	1	1	0	1-2	31	0	8	514	64.3	6	0
10/16/2021	Auburn	3	113	37.7	43	0	0	1	0	1	1-2	44	0	5	325	65.0	5	0
10/23/2021	Ark.-Pine Bluff	3	142	47.3	56	0	1	2	1	0	1-1	31	0	8	520	65.0	8	0
11/06/2021	Mississippi St.	2	101	50.5	56	0	1	0	1	0	3-4	51	0	7	451	64.4	4	0
11/13/2021	at LSU	8	343	42.9	57	0	1	2	3	2	3-3	48	0	4	260	65.0	4	0
11/20/2021	at Alabama	6	267	44.5	50	0	0	1	2	2	0-0	0	0	6	342	57.0	5	1
11/26/2021	Missouri	5	246	49.2	61	0	0	2	2	1	2-2	36	0	7	455	65.0	6	0
<b>Arkansas</b>		<b>56</b>	<b>2325</b>	<b>41.5</b>	<b>61</b>	<b>2</b>	<b>3</b>	<b>22</b>	<b>12</b>	<b>13</b>	<b>19-23</b>	<b>51</b>	<b>0</b>	<b>75</b>	<b>4810</b>	<b>64.1</b>	<b>63</b>	<b>1</b>
<b>Opponents</b>		<b>63</b>	<b>2773</b>	<b>44.0</b>	<b>61</b>	<b>1</b>	<b>8</b>	<b>15</b>	<b>15</b>	<b>22</b>	<b>16-24</b>	<b>50</b>	<b>0</b>	<b>61</b>	<b>3699</b>	<b>60.6</b>	<b>33</b>	<b>1</b>

OPPONENT GAME-BY-GAME STATISTICS

Date	Opponent	Rushing				Receiving				Passing				Kick Returns				Punt Returns				tot off
		no.	yds	td	lg	no.	yds	td	lg	cmp-att-int	yds	td	lg	no.	yds	td	lg	no.	yds	td	lg	
09/04/2021	Rice	39	81	1	7	17	227	1	41	17-34-3	227	1	41	1	16	0	16	1	16	0	16	308
09/11/2021	Texas	41	139	3	20	13	118	0	25	13-23-0	118	0	25	2	38	0	21	0	0	0	0	257
09/18/2021	Ga. Southern	35	152	1	76	13	81	0	14	13-28-0	81	0	14	0	0	0	0	0	0	0	0	233
09/25/2021	vs Texas A&M	23	121	1	67	20	151	0	23	20-36-1	151	0	23	1	32	0	32	0	0	0	0	272
10/02/2021	at Georgia	56	273	3	24	7	72	0	27	7-11-0	72	0	27	0	0	0	0	3	0	1	2	345
10/09/2021	at Ole Miss	49	324	5	51	14	287	2	68	14-21-0	287	2	68	2	32	0	18	1	30	0	30	611
10/16/2021	Auburn	35	135	2	23	21	292	2	71	21-26-1	292	2	71	0	0	0	0	1	8	0	8	427
10/23/2021	Ark.-Pine Bluff	37	111	0	28	8	112	0	42	8-22-2	112	0	42	0	0	0	0	0	0	0	0	223
11/06/2021	Mississippi St.	26	69	0	9	36	417	4	42	36-48-1	417	4	42	3	73	0	33	1	-2	0	0	486
11/13/2021	at LSU	42	108	0	13	21	200	1	29	21-37-2	200	1	29	0	0	0	0	4	48	0	21	308
11/20/2021	at Alabama	36	112	0	16	31	559	5	79	31-40-0	559	5	79	0	0	0	0	2	-2	0	1	671
11/26/2021	Missouri	49	246	1	17	11	70	0	26	11-27-1	70	0	26	1	20	0	20	3	17	0	10	316
<b>Opponents</b>		<b>468</b>	<b>1871</b>	<b>17</b>	<b>76</b>	<b>212</b>	<b>2586</b>	<b>15</b>	<b>79</b>	<b>212-353-11</b>	<b>2586</b>	<b>15</b>	<b>79</b>	<b>10</b>	<b>211</b>	<b>0</b>	<b>33</b>	<b>16</b>	<b>115</b>	<b>1</b>	<b>30</b>	<b>4457</b>
<b>Arkansas</b>		<b>530</b>	<b>2608</b>	<b>23</b>	<b>49</b>	<b>191</b>	<b>2683</b>	<b>22</b>	<b>91</b>	<b>191-294-3</b>	<b>2683</b>	<b>22</b>	<b>91</b>	<b>17</b>	<b>310</b>	<b>0</b>	<b>42</b>	<b>24</b>	<b>256</b>	<b>1</b>	<b>80</b>	<b>5291</b>

Opponents Averages

Games	Avg/ rush	Avg/ catch	Pass effic	KR avg	PR avg	All purpose avg/game	Total offense avg/game
12	4.0	12.2	129.4	21.1	7.2	399.3	371.4

Date	Opponent	Tackles				Sacks no-yds	Fumble		Pass Defense			blkd kick	PAT attempts			off		
		ua	a total	tfl-yds	ff		fr-yds	int-yds	qbh	brup	kick		rush	rcv	saf	t/o	pts	
09/04/2021	Rice	30	50	80	3.0-15	2-13	1	0-0	1-0	2	1	1	2-2	0	0	0	0	17
09/11/2021	Texas	39	36	75	7.0-9	0-0	0	0-0	1-9	2	3	0	3-3	0	0	0	7	21
09/18/2021	Ga. Southern	30	56	86	5.0-18	0-0	0	0-0	0-0	2	4	0	1-1	0	0	0	0	10
09/25/2021	vs Texas A&M	39	28	67	8.0-34	2-13	1	0-0	0-0	3	2	0	1-1	0	0	0	0	10
10/02/2021	at Georgia	23	28	51	7.0-31	4-25	1	0-0	0-0	0	3	1	4-4	0	0	0	0	37
10/09/2021	at Ole Miss	42	70	112	5.0-18	1-7	3	1-0	1-0	1	2	0	5-6	1	0	0	0	52
10/16/2021	Auburn	48	44	92	7.0-25	3-19	1	1-0	0-0	3	5	0	5-5	0	0	0	7	38
10/23/2021	Ark.-Pine Bluff	38	26	64	7.0-29	1-17	3	2-0	0-0	1	5	0	0-0	0	0	0	0	3
11/06/2021	Mississippi St.	38	40	78	6.0-19	3-13	0	0-0	0-0	1	1	0	4-4	0	0	0	0	28
11/13/2021	at LSU	42	24	66	9.0-31	3-21	1	0-0	0-0	1	2	0	1-1	0	0	0	0	13
11/20/2021	at Alabama	38	38	76	10.0-41	3-23	0	1-0	0-0	5	2	0	4-4	1	0	0	3	42
11/26/2021	Missouri	29	24	53	5.0-17	3-15	1	1-0	0-0	2	2	0	0-0	0	1	0	3	17
<b>Opponents</b>		<b>436</b>	<b>464</b>	<b>900</b>	<b>79.0-287</b>	<b>25-166</b>	<b>12</b>	<b>6-0</b>	<b>3-9</b>	<b>23</b>	<b>32</b>	<b>2</b>	<b>30-31</b>	<b>2</b>	<b>1</b>	<b>0</b>	<b>20</b>	<b>288</b>
<b>Arkansas</b>		<b>372</b>	<b>530</b>	<b>902</b>	<b>74.0-237</b>	<b>22-127</b>	<b>4</b>	<b>3-7</b>	<b>11-97</b>	<b>40</b>	<b>39</b>	<b>1</b>	<b>43-43</b>	<b>1</b>	<b>0</b>	<b>0</b>	<b>51</b>	<b>378</b>

Date	Opponent	Punting							Field Goals			Kickoffs						
		no.	yds	avg	long	blkd	tb	fc	50+	i20	md-att	long	blkd	no.	yds	avg	tb	ob
09/04/2021	Rice	6	242	40.3	49	0	2	0	0	2	1-2	25	0	4	253	63.3	0	0
09/11/2021	Texas	6	236	39.3	54	1	0	2	2	2	0-1	0	0	4	206	51.5	2	0
09/18/2021	Ga. Southern	10	480	48.0	59	0	1	1	4	4	1-1	32	0	2	124	62.0	0	0
09/25/2021	vs Texas A&M	8	366	45.8	57	0	1	3	3	5	1-1	49	0	3	195	65.0	3	0
10/02/2021	at Georgia	2	87	43.5	47	0	0	1	0	0	3-3	46	0	8	511	63.9	5	0
10/09/2021	at Ole Miss	3	132	44.0	50	0	0	2	1	1	1-1	50	0	9	547	60.8	3	0
10/16/2021	Auburn	4	191	47.8	57	0	1	0	2	1	1-1	29	0	7	443	63.3	5	0
10/23/2021	Ark.-Pine Bluff	8	328	41.0	47	0	0	3	0	3	1-2	32	0	2	86	43.0	0	1
11/06/2021	Mississippi St.	2	88	44.0	44	0	0	1	0	0	0-3	0	0	5	294	58.8	4	0
11/13/2021	at LSU	6	267	44.5	52	0	1	2	1	1	2-3	45	0	4	257	64.3	2	0
11/20/2021	at Alabama	1	32	32.0	32	0	0	0	0	1	2-3	48	0	8	507	63.4	5	0
11/26/2021	Missouri	7	324	46.3	61	0	2	0	2	2	3-3	49	0	5	276	55.2	4	0
<b>Opponents</b>		<b>63</b>	<b>2773</b>	<b>44.0</b>	<b>61</b>	<b>1</b>	<b>8</b>	<b>15</b>	<b>15</b>	<b>22</b>	<b>16-24</b>	<b>50</b>	<b>0</b>	<b>61</b>	<b>3699</b>	<b>60.6</b>	<b>33</b>	<b>1</b>
<b>Arkansas</b>		<b>56</b>	<b>2325</b>	<b>41.5</b>	<b>61</b>	<b>2</b>	<b>3</b>	<b>22</b>	<b>12</b>	<b>13</b>	<b>19-23</b>	<b>51</b>	<b>0</b>	<b>75</b>	<b>4810</b>	<b>64.1</b>	<b>63</b>	<b>1</b>



## TEAM COMPARISON GAME-BY-GAME STATISTICS

Opponent	Score	First Downs				Pen	Rushing		Passing		Total Offense Plays-Yards	Return Yards	Turn- Overs
		Total	Rush	Pass	Rush		Number-Yards	Comp-Att-Int	Yards				
Rice	38-17	18 / 20	12 / 1	4 / 12	2 / 7	44-245 / 39-81	12-21-1 / 17-34-3	128 / 227	65-373 / 73-308	200 / 32	1 / 3		
Texas	40-21	23 / 13	16 / 6	5 / 7	2 / 0	47-333 / 41-139	14-19-1 / 13-23-0	138 / 118	66-471 / 64-257	35 / 47	1 / 1		
Ga. Southern	45-10	27 / 11	13 / 5	12 / 3	2 / 3	48-269 / 35-152	14-25-0 / 13-28-0	364 / 81	73-633 / 63-233	49 / 0	0 / 0		
Texas A&M	20-10	20 / 15	13 / 6	6 / 7	1 / 2	49-197 / 23-121	9-19-0 / 20-36-1	246 / 151	68-443 / 59-272	3 / 32	0 / 1		
Georgia	0-37	9 / 22	6 / 16	2 / 3	1 / 3	29-75 / 56-273	10-16-0 / 7-11-0	87 / 72	45-162 / 67-345	25 / 0	0 / 0		
Ole Miss	51-52	39 / 22	22 / 14	14 / 8	3 / 0	58-350 / 49-324	25-35-1 / 14-21-0	326 / 287	93-676 / 70-611	64 / 62	2 / 0		
Auburn	23-38	29 / 20	12 / 6	15 / 12	2 / 2	54-232 / 35-135	21-35-0 / 21-26-1	228 / 292	89-460 / 61-427	32 / 8	1 / 1		
Ark.-Pine Bluff	45-3	25 / 13	15 / 6	9 / 4	1 / 3	41-291 / 37-111	11-22-0 / 8-22-2	213 / 112	63-504 / 59-223	152 / 0	2 / 2		
Mississippi St.	31-28	23 / 28	10 / 5	10 / 20	3 / 3	45-202 / 26-69	19-25-0 / 36-48-1	191 / 417	70-393 / 74-486	8 / 71	0 / 1		
LSU	16-13	14 / 19	8 / 9	4 / 9	2 / 1	40-141 / 42-108	18-26-0 / 21-37-2	142 / 200	66-283 / 79-308	70 / 48	0 / 3		
Alabama	35-42	21 / 29	7 / 9	13 / 20	1 / 0	42-110 / 36-112	23-31-0 / 31-40-0	358 / 559	73-468 / 76-671	0 / -2	1 / 1		
Missouri	34-17	14 / 19	7 / 11	7 / 6	0 / 2	33-163 / 49-246	15-20-0 / 11-27-1	262 / 70	53-425 / 76-316	32 / 37	1 / 1		
<b>Totals</b>	<b>378-288</b>	<b>262 / 231</b>	<b>141 / 94</b>	<b>101 / 111</b>	<b>20 / 26</b>	<b>530-2608 / 468-1871</b>	<b>191-294-3 / 212-353-11</b>	<b>2683 / 2586</b>	<b>824-5291 / 821-4457</b>	<b>670 / 335</b>	<b>9 / 14</b>		

Opponents	3rd Down Conversion	4th Down Conversion	Time of Possession	TOP Margin	Avg Yds/Rush	Avg Yds/Pass	Avg Yds/Play	Punting Number-Avg	Penalties Number-Yards	Sacks
Rice	3-11 / 4-15	0-1 / 1-2	26:06 / 33:54	-07:48	5.6 / 2.1	6.1 / 6.7	5.7 / 4.2	6-31.7 / 6-40.3	13-117.0 / 10-60.0	2 / 2
Texas	5-12 / 4-13	1-1 / 1-2	31:03 / 28:57	02:06	7.1 / 3.4	7.3 / 5.1	7.1 / 4.0	2-40.0 / 6-39.3	4-40.0 / 4-20.0	2 / 0
Ga. Southern	7-15 / 5-18	1-1 / 1-2	33:06 / 26:54	06:12	5.6 / 4.3	14.6 / 2.9	8.7 / 3.7	5-43.4 / 10-48.0	9-93.0 / 8-50.0	2 / 0
Texas A&M	3-13 / 4-14	0-1 / 0-1	30:50 / 29:10	01:40	4.0 / 5.3	12.9 / 4.2	6.5 / 4.6	6-40.0 / 8-45.8	10-65.0 / 11-75.0	3 / 2
Georgia	3-12 / 4-12	0-0 / 2-2	23:28 / 36:32	-13:04	2.6 / 4.9	5.4 / 6.5	3.6 / 5.1	8-37.0 / 2-43.5	13-101.0 / 6-40.0	0 / 4
Ole Miss	7-13 / 5-14	2-2 / 4-5	35:35 / 24:25	11:10	6.0 / 6.6	9.3 / 13.7	7.3 / 8.7	2-45.0 / 3-44.0	4-25.0 / 8-75.0	0 / 1
Auburn	10-19 / 4-10	0-3 / 0-0	29:57 / 30:03	-00:06	4.3 / 3.9	6.5 / 11.2	5.2 / 7.0	3-37.7 / 4-47.8	4-41.0 / 6-49.0	0 / 3
Ark.-Pine Bluff	2-9 / 1-14	1-2 / 0-1	20:42 / 33:18	-12:36	7.1 / 3.0	9.7 / 5.1	8.0 / 3.8	3-47.3 / 8-41.0	9-76.0 / 4-30.0	3 / 1
Mississippi St.	6-13 / 6-12	0-0 / 2-2	27:46 / 32:14	-04:28	4.5 / 2.7	7.6 / 8.7	5.6 / 6.6	2-50.5 / 2-44.0	11-78.0 / 10-77.0	3 / 3
LSU	3-16 / 6-18	1-2 / 2-3	27:20 / 32:40	-05:20	3.5 / 2.6	5.5 / 5.4	4.3 / 3.9	8-42.9 / 6-44.5	9-63.0 / 5-33.0	3 / 3
Alabama	7-16 / 6-11	3-3 / 0-1	29:30 / 30:30	-01:00	2.6 / 3.1	11.5 / 14.0	6.4 / 8.8	6-44.5 / 1-32.0	6-25.0 / 5-45.0	4 / 3
Missouri	4-11 / 7-19	0-0 / 1-2	24:49 / 35:11	-10:22	4.9 / 5.0	13.1 / 2.6	8.0 / 4.2	5-49.2 / 7-46.3	6-55.0 / 4-51.0	0 / 3
<b>Totals</b>	<b>60-160 / 56-170</b>	<b>9-16 / 14-23</b>	<b>340:12 / 373:48</b>	<b>-33:36</b>	<b>4.9 / 4.0</b>	<b>9.1 / 7.3</b>	<b>6.4 / 5.4</b>	<b>56-41.5 / 63-44.0</b>	<b>98-779.0 / 81-605.0</b>	<b>22 / 25</b>

## ARKANSAS INDIVIDUAL STATISTICS

### Rushing

Player	gp	att	gain	loss	net	avg	td	lg	avg/g
Trelon Smith	12	117	611	19	592	5.1	5	28	49.3
K.J. Jefferson	12	126	703	149	554	4.4	5	49	46.2
Raheim Sanders	12	101	507	8	499	4.9	3	42	41.6
Dominique Johnson	12	86	509	11	498	5.8	7	48	41.5
Aj Green	11	43	217	16	201	4.7	1	30	18.3
Treyton Burks	12	14	127	15	112	8.0	1	49	9.3
Malik Hornsby	6	20	121	52	69	3.5	1	29	11.5
De'Vion Warren	12	3	48	0	48	16.0	0	32	4.0
Reid Bauer	12	1	23	0	23	23.0	0	23	1.9
Josh Oglesby	2	4	19	0	19	4.8	0	9	9.5
Javion Hunt	1	4	19	0	19	4.8	0	11	19.0
T.J. Hammonds	12	1	0	1	-1	-1.0	0	0	-0.1
Team	12	10	1	26	-25	-2.5	0	0	-2.1
<b>Total</b>	<b>12</b>	<b>530</b>	<b>2905</b>	<b>297</b>	<b>2608</b>	<b>4.9</b>	<b>23</b>	<b>49</b>	<b>217.3</b>
<b>Opponents</b>	<b>12</b>	<b>468</b>	<b>2104</b>	<b>233</b>	<b>1871</b>	<b>4.0</b>	<b>17</b>	<b>76</b>	<b>155.9</b>

### Passing

Player	gp	effic	comp-att-int	pct	yds	td	lg	avg/g
K.J. Jefferson	12	168.7	184-275-3	66.9	2578	21	91	214.8
Malik Hornsby	6	73.9	5-12-0	41.7	46	0	19	7.7
Treyton Burks	12	0.0	0-2-0	0.0	0	0	0	0.0
De'Vion Warren	12	0.0	0-2-0	0.0	0	0	0	0.0
John Stephen Jones	2	0.0	0-1-0	0.0	0	0	0	0.0
Reid Bauer	12	698.8	1-1-0	100.0	32	1	32	2.7
Warren Thompson	12	326.8	1-1-0	100.0	27	0	27	2.3
<b>Total</b>	<b>12</b>	<b>164.3</b>	<b>191-294-3</b>	<b>65.0</b>	<b>2683</b>	<b>22</b>	<b>91</b>	<b>223.6</b>
<b>Opponents</b>	<b>12</b>	<b>129.4</b>	<b>212-353-11</b>	<b>60.1</b>	<b>2586</b>	<b>15</b>	<b>79</b>	<b>215.5</b>

### Receiving

Player	gp	no.	yds	avg	td	lg	avg/g
Treyton Burks	12	66	1104	16.7	11	91	92.0
Tyson Morris	12	21	305	14.5	2	47	25.4
Trey Knox	11	18	130	7.2	1	16	11.8
Warren Thompson	12	18	292	16.2	2	60	24.3
Blake Kern	12	14	175	12.5	2	32	14.6
De'Vion Warren	12	13	219	16.8	0	55	18.3
Raheim Sanders	12	11	109	9.9	1	24	9.1
Aj Green	11	7	84	12.0	1	48	7.6
Dominique Johnson	12	6	74	12.3	1	43	6.2
Ketron Jackson Jr.	12	5	97	19.4	1	39	8.1
Trelon Smith	12	4	21	5.3	0	10	1.8
Hudson Henry	9	4	27	6.8	0	19	3.0
Jaquayln Crawford	7	3	27	9.0	0	19	3.9
John David White	3	1	19	19.0	0	19	6.3
<b>Total</b>	<b>12</b>	<b>191</b>	<b>2683</b>	<b>14.0</b>	<b>22</b>	<b>91</b>	<b>223.6</b>
<b>Opponents</b>	<b>12</b>	<b>212</b>	<b>2586</b>	<b>12.2</b>	<b>15</b>	<b>79</b>	<b>215.5</b>

ARKANSAS INDIVIDUAL STATISTICS

Scoring

Player	td	fg	PAT						pts
			kick	rush	rcv	pass	dxp	saf	
Cam Little	-	19-23	43-43	-	-	-	-	-	100
Treyton Burks	12	-	-	-	-	-	-	-	72
Dominique Johnson	8	-	-	1	-	-	-	-	50
K.J. Jefferson	5	-	-	-	-	-	-	-	30
Trelon Smith	5	-	-	-	-	-	-	-	30
Raheim Sanders	4	-	-	-	-	-	-	-	24
Blake Kern	2	-	-	-	-	-	-	-	12
Tyson Morris	2	-	-	-	-	-	-	-	12
Warren Thompson	2	-	-	-	-	-	-	-	12
Aj Green	2	-	-	-	-	-	-	-	12
Nathan Parodi	1	-	-	-	-	-	-	-	6
Trey Knox	1	-	-	-	-	-	-	-	6
Malik Hornsby	1	-	-	-	-	-	-	-	6
Ketron Jackson Jr.	1	-	-	-	-	-	-	-	6
<b>Total</b>	<b>46</b>	<b>19-23</b>	<b>43-43</b>	<b>1</b>	<b>0</b>	<b>0</b>	<b>0</b>	<b>0</b>	<b>378</b>
<b>Opponents</b>	<b>34</b>	<b>16-24</b>	<b>30-31</b>	<b>2</b>	<b>1</b>	<b>1</b>	<b>0</b>	<b>0</b>	<b>288</b>

Field Goals

Player	fg	pct.	01-19	20-29	30-39	40-49	50-99	lg	blk
Cam Little	19-23	82.6	0-0	7-7	5-6	6-7	1-3	51	0
<b>Opponents</b>	<b>16-24</b>	<b>66.7</b>	<b>0-0</b>	<b>2-3</b>	<b>6-8</b>	<b>7-10</b>	<b>1-3</b>	<b>50</b>	<b>0</b>

FG Sequence

Team Name	Arkansas	Opponents
Rice	(34)	36,(25)
Texas	(24),(24),(44),(22)	52
Missouri	(36),(23)	(46),(49),(41)
Georgia	37	(30),(37),(46)
Ole Miss	50,(31)	(50)
Texas A&M	(46),(24)	(49)
Mississippi St.	(46),(48),(51),42	23,46,40
Auburn	(44),53	(29)
Ark.-Pine Bluff	(31)	37
LSU	(48),(27),(37)	(34),55,(45)
Alabama		(48)

Numbers in (parentheses) indicate field goal was made

Total Offense

Player	g	plays	rush	pass	total	avg/g
K.J. Jefferson	12	401	554	2578	3132	261.0
Trelon Smith	12	117	592	0	592	49.3
Raheim Sanders	12	101	499	0	499	41.6
Dominique Johnson	12	86	498	0	498	41.5
Aj Green	11	43	201	0	201	18.3
Malik Hornsby	6	32	69	46	115	19.2
Treyton Burks	12	16	112	0	112	9.3
Reid Bauer	12	2	23	32	55	4.6
De'Vion Warren	12	5	48	0	48	4.0
Warren Thompson	12	1	0	27	27	2.3
Josh Oglesby	2	4	19	0	19	9.5
Javion Hunt	1	4	19	0	19	19.0
T.J. Hammonds	12	1	-1	0	-1	-0.1
Team	12	0	-25	0	-25	-2.1
<b>Total</b>	<b>12</b>	<b>824</b>	<b>2608</b>	<b>2683</b>	<b>5291</b>	<b>440.9</b>
<b>Opponents</b>	<b>12</b>	<b>821</b>	<b>1871</b>	<b>2586</b>	<b>4457</b>	<b>371.4</b>

Punting

Player	no.	yds	avg	lg	tb	fc	i20	50+	blk
Reid Bauer	53	2288	43.2	61	3	22	13	12	0
Sam Loy	1	37	37.0	37	0	0	0	0	0
Team	2	0	0.0	0	0	0	0	0	2
<b>Total</b>	<b>56</b>	<b>2325</b>	<b>41.5</b>	<b>61</b>	<b>3</b>	<b>22</b>	<b>13</b>	<b>12</b>	<b>2</b>
<b>Opponents</b>	<b>63</b>	<b>2773</b>	<b>44.0</b>	<b>61</b>	<b>8</b>	<b>15</b>	<b>22</b>	<b>15</b>	<b>1</b>

Kickoffs

Player	no.	yds	avg	tb	ob	retn	net	ydIn
Vito Calvaruso	74	4793	64.8	63	0			
Cam Little	1	17	17.0	0	1			
<b>Total</b>	<b>75</b>	<b>4810</b>	<b>64.1</b>	<b>63</b>	<b>1</b>	<b>10</b>	<b>40.1</b>	<b>24</b>
<b>Opponents</b>	<b>61</b>	<b>3699</b>	<b>60.6</b>	<b>33</b>	<b>1</b>	<b>18</b>	<b>39.1</b>	<b>25</b>

GAME-BY-GAME OFFENSIVE LINE SNAPS

Player	Total	RICE	TEX	GS	TAMU	UGA	OM	AU	UAPB	MSST	LSU	ALA	MIZ
Ty Clary	374	52	27	48		18	95	91	23				2
Shane Clennin	31			9					22				
Ty Kiest Crawford	35			13					14				
Myron Cunningham	814	67	66	65	71	48	95	91	41	76	66	74	53
Marcus Henderson	3								3				
Luke Jones	51			25					22				2
Brady Latham	810	67	66	65	71	48	95	91	41	76	66	74	51
Beaux Limmer	715	15	39	67	71	30	95	91	41	76	66	74	51
Austin Nix	3								3				
Jalen St. John	21			13		8							
Ricky Stromberg	793	67	66	46	71	48	95	91	41	76	66	74	53
Dalton Wagner	533	67	66	21	71	40				76	66	74	53
Drew Vest	28			9					19				
Ryan Winkel	28			9					19				

ARKANSAS INDIVIDUAL STATISTICS

All Purpose

Player	g	rush	rcv	pr	kr	ir	total	avg/g
Treyton Burks	12	112	1104	0	0	0	1216	101.3
Raheim Sanders	12	499	109	0	19	0	627	52.3
Trelon Smith	12	592	21	0	0	0	613	51.1
Dominique Johnson	12	498	74	0	0	0	572	47.7
K.J. Jefferson	12	554	0	0	0	0	554	46.2
AJ Green	11	201	84	0	147	0	432	39.3
Tyson Morris	12	0	305	0	0	0	305	25.4
Warren Thompson	12	0	292	0	0	0	292	24.3
De'Vion Warren	12	48	219	0	0	0	267	22.3
Nathan Parodi	11	0	0	197	0	0	197	17.9
Blake Kern	12	0	175	0	0	0	175	14.6
LaDarrius Bishop	11	0	0	0	144	0	144	13.1
Trey Knox	11	0	130	0	0	0	130	11.8
Ketron Jackson Jr.	12	0	97	0	0	0	97	8.1
Jalen Catalon	6	0	0	0	0	83	83	13.8
Malik Hornsby	6	69	0	0	0	0	69	11.5
Bryce Stephens	3	0	0	53	0	0	53	17.7
Hudson Henry	9	0	27	0	0	0	27	3.0
Jaquayln Crawford	7	0	27	0	0	0	27	3.9
Reid Bauer	12	23	0	0	0	0	23	1.9
Josh Oglesby	2	19	0	0	0	0	19	9.5
John David White	3	0	19	0	0	0	19	6.3
Javion Hunt	1	19	0	0	0	0	19	19.0
Myles Slusher	10	0	0	0	0	11	11	1.1
Mataio Soli	12	0	0	4	0	0	4	0.3
Malik Chavis	10	0	0	0	0	3	3	0.3
Greg Brooks, Jr.	12	0	0	2	0	0	2	0.2
T.J. Hammonds	12	-1	0	0	0	0	-1	-0.1
Team	12	-25	0	0	0	0	-25	-2.1
<b>Total</b>	<b>12</b>	<b>2608</b>	<b>2683</b>	<b>256</b>	<b>310</b>	<b>97</b>	<b>5954</b>	<b>496.2</b>
<b>Opponents</b>	<b>12</b>	<b>1871</b>	<b>2586</b>	<b>115</b>	<b>211</b>	<b>9</b>	<b>4792</b>	<b>399.3</b>

Punt Returns

Player	no.	yds	avg	td	lg
Nathan Parodi	17	197	11.6	1	80
Bryce Stephens	3	53	17.7	0	27
Greg Brooks, Jr.	2	2	1.0	0	4
Mataio Soli	1	4	4.0	0	4
Harper Cole	1	0	0.0	0	0
<b>Total</b>	<b>24</b>	<b>256</b>	<b>10.7</b>	<b>1</b>	<b>80</b>
<b>Opponents</b>	<b>16</b>	<b>115</b>	<b>7.2</b>	<b>1</b>	<b>30</b>

Interceptions

Player	no.	yds	avg	td	lg
Montaric Brown	5	0	0.0	0	5
Jalen Catalon	2	83	41.5	0	44
Myles Slusher	2	11	5.5	0	11
Malik Chavis	1	3	3.0	0	3
Grant Morgan	1	0	0.0	0	0
<b>Total</b>	<b>11</b>	<b>97</b>	<b>8.8</b>	<b>0</b>	<b>44</b>
<b>Opponents</b>	<b>3</b>	<b>9</b>	<b>3.0</b>	<b>0</b>	<b>9</b>

Kick Returns

Player	no.	yds	avg	td	lg
AJ Green	9	147	16.3	0	31
LaDarrius Bishop	6	144	24.0	0	42
Treyton Burks	1	0	0.0	0	0
Raheim Sanders	1	19	19.0	0	19
<b>Total</b>	<b>17</b>	<b>310</b>	<b>18.2</b>	<b>0</b>	<b>42</b>
<b>Opponents</b>	<b>10</b>	<b>211</b>	<b>21.1</b>	<b>0</b>	<b>33</b>

Fumble Returns

Player	no.	yds	avg	td	lg
<b>Total</b>	<b>0</b>	<b>7</b>	<b>0.0</b>	<b>0</b>	<b>7</b>
<b>Opponents</b>	<b>0</b>	<b>0</b>	<b>0.0</b>	<b>1</b>	<b>0</b>

ARKANSAS DEFENSIVE STATISTICS

##	Player	gp	Tackles				tfl/yds	Sacks	Pass defense			Fumbles		blkd	
			ua	a	tot	no-yds		int-yds	brup	qbh	fr-yds	ff	kick	saf	
10	Bumper Pool	12	41	79	120	7.5-13	.	.	2	.	.	.	.	.	
31	Grant Morgan	12	38	58	96	7-17	0.5-3	1-0	3	6	.	.	.	.	
27	Hayden Henry	12	46	48	94	10.5-41	3-27	.	1	7	.	.	.	.	
7	Joe Foucha	12	28	39	67	6.5-17	0.5-4	.	5	2	.	1	.	.	
21	Montaric Brown	12	24	29	53	1-3	.	5-0	5	.	1-0	1	.	.	
1	Jalen Catalon	6	22	24	46	1.5-3	.	2-83	4	1	.	.	.	.	
2	Myles Slusher	10	28	17	45	2-8	0.5-4	2-11	4	2	.	.	.	.	
9	Greg Brooks, Jr.	12	19	25	44	2.5-12	.	.	3	1	2-7	.	.	.	
99	John Ridgeway	11	11	28	39	4-13	2-10	.	.	1	.	.	.	.	
15	Simeon Blair	12	21	15	36	1-4	1-4	.	4	.	.	.	.	.	
55	Tre Williams	12	11	17	28	6.5-27	6-26	.	.	6	.	.	.	.	
8	Jayden Johnson	10	9	15	24	2-7	.	.	.	.	.	.	.	.	
91	Taurean Carter	12	6	18	24	3-7	1-2	.	1	.	.	.	.	.	
50	Eric Gregory	12	5	19	24	2.5-11	1-9	.	1	3	.	.	.	.	
56	Zach Williams	12	7	16	23	5.5-17	2.5-13	.	.	1	.	1	.	.	
17	Hudson Clark	11	8	11	19	1-4	.	.	.	.	.	.	.	.	
93	Isaiah Nichols	12	4	14	18	3.5-12	1.5-10	.	.	.	.	1	.	.	
24	LaDarrius Bishop	11	8	7	15	.	.	.	3	.	.	.	.	.	
0	Markell Utsey	10	3	10	13	2-10	1-8	.	1	3	.	.	.	.	
4	Malik Chavis	10	7	6	13	.	.	1-3	.	.	.	.	.	.	
58	Jashaud Stewart	12	4	3	7	.	.	.	.	1	.	.	.	.	
28	Andrew Parker	11	4	3	7	1-5	1-5	.	.	2	.	.	.	.	
45	Jackson Woodard	10	5	2	7	.	.	.	.	.	.	.	.	.	
22	Deon Edwards	10	.	6	6	0.5-1	.	.	.	2	.	.	.	.	
11	Mataio Soli	12	.	6	6	1-2	0.5-2	.	.	.	.	.	.	.	
37	Eric Thomas Jr.	11	.	5	5	0.5-1	.	.	.	.	.	.	.	.	
19	Khari Johnson	4	3	1	4	.	.	.	1	.	.	.	.	.	
3	Nick Turner	11	1	2	3	.	.	.	.	.	.	.	.	.	
90	Marcus Miller	2	1	1	2	.	.	.	.	.	.	.	.	.	
6	Jacorrei Turner	10	1	1	2	1-1	.	.	1	.	.	.	.	.	
18	Trent Gordon	7	1	1	2	.	.	.	.	.	.	.	.	.	
41	T.J. Hammonds	12	1	1	2	.	.	.	.	.	.	.	.	.	
14	Nathan Parodi	11	2	.	2	.	.	.	.	.	.	.	.	.	
16	Treyton Burks	12	1	.	1	.	.	.	.	.	.	.	.	.	
23	Devin Bush	3	1	.	1	.	.	.	.	.	.	.	.	.	
30	Reid Bauer	12	1	.	1	.	.	.	.	.	.	.	.	.	
92	Cameron Ball	2	.	1	1	.	.	.	.	1	.	.	.	.	
0	AJ Green	11	.	1	1	.	.	.	.	.	.	.	.	.	
40	Chris Paul Jr.	3	.	1	1	0.5-1	.	.	.	.	.	.	.	.	
5	Dorian Gerald	1	.	.	.	.	.	.	.	1	.	.	.	.	
35	Jake Yurachek	12	.	.	.	.	.	.	.	.	.	.	1	.	
##	Player	gp	ua	a	tot	tfl/yds	no-yds	int-yds	brup	qbh	fr-yds	ff	kick	saf	
	<b>Totals</b>	<b>12</b>	<b>372</b>	<b>530</b>	<b>902</b>	<b>74-237</b>	<b>22-127</b>	<b>11-97</b>	<b>39</b>	<b>40</b>	<b>3-7</b>	<b>4</b>	<b>1</b>	<b>0</b>	
	Opponents	12	436	464	900	79-287	25-166	3-9	32	23	6-0	12	2	0	



**ARKANSAS INDIVIDUAL GAME HIGHS**

<b>RUSHES</b>	22	Trelon Smith vs Rice (09/04/2021)
<b>YARDS RUSHING</b>	139	Raheim Sanders at Ole Miss (10/09/2021)
<b>TD RUSHES</b>	3	K.J. Jefferson at Ole Miss (10/09/2021)
<b>LONG RUSH</b>	49	K.J. Jefferson vs Missouri (11/26/2021)
	49	Treylon Burks vs Ark.-Pine Bluff (10/23/2021)
<b>PASS ATTEMPTS</b>	35	K.J. Jefferson vs Auburn (10/16/2021)
	35	K.J. Jefferson at Ole Miss (10/09/2021)
<b>PASS COMPLETIONS</b>	25	K.J. Jefferson at Ole Miss (10/09/2021)
<b>YARDS PASSING</b>	366	K.J. Jefferson vs Ga. Southern (09/18/2021)
<b>TD PASSES</b>	4	K.J. Jefferson vs Ark.-Pine Bluff (10/23/2021)
<b>LONG PASS</b>	91	K.J. Jefferson vs Ga. Southern (09/18/2021)
<b>RECEPTIONS</b>	9	Treylon Burks vs Auburn (10/16/2021)
<b>YARDS RECEIVING</b>	179	Treylon Burks at Alabama (11/20/2021)
<b>TD RECEPTIONS</b>	2	Treylon Burks at Alabama (11/20/2021)
	2	Treylon Burks vs Ark.-Pine Bluff (10/23/2021)
	2	Treylon Burks vs Auburn (10/16/2021)
<b>LONG RECEPTION</b>	91	Treylon Burks vs Ga. Southern (09/18/2021)
<b>PUNTS</b>	7	Reid Bauer at LSU (11/13/2021)
	7	Reid Bauer at Georgia (10/02/2021)
<b>PUNTING AVG</b>	50.5	Reid Bauer vs Mississippi St. (11/06/2021)
<b>LONG PUNT</b>	61	Reid Bauer vs Missouri (11/26/2021)
<b>PUNTS INSIDE 20</b>	3	Reid Bauer at Georgia (10/02/2021)
<b>LONG PUNT RETURN</b>	80	Nathan Parodi vs Ark.-Pine Bluff (10/23/2021)
<b>LONG KICKOFF RETURN</b>	42	LaDarrius Bishop vs Rice (09/04/2021)
<b>TACKLES</b>	15	Hayden Henry vs Texas (09/11/2021)
<b>SACKS</b>	2	Tre Williams vs Mississippi St. (11/06/2021)
	2	Tre Williams vs Texas A&M (N) (09/25/2021)
<b>TACKLES FOR LOSS</b>	2.5	Grant Morgan vs Texas (09/11/2021)
	2.5	Hayden Henry vs Texas (09/11/2021)

**ARKANSAS TEAM GAME HIGHS**

<b>RUSHES</b>	58	at Ole Miss (10/09/2021)
<b>YARDS RUSHING</b>	350	at Ole Miss (10/09/2021)
<b>YARDS PER RUSH</b>	7.1	Ark.-Pine Bluff (10/23/2021)
<b>TD RUSHES</b>	4	Texas (09/11/2021)
	4	at Ole Miss (10/09/2021)
	4	Rice (09/04/2021)
<b>PASS ATTEMPTS</b>	35	at Ole Miss (10/09/2021)
	35	Auburn (10/16/2021)
<b>PASS COMPLETIONS</b>	25	at Ole Miss (10/09/2021)
<b>YARDS PASSING</b>	364	Ga. Southern (09/18/2021)
<b>YARDS PER PASS</b>	14.6	Ga. Southern (09/18/2021)
<b>TD PASSES</b>	4	at Alabama (11/20/2021)
	4	Ark.-Pine Bluff (10/23/2021)
<b>TOTAL PLAYS</b>	93	at Ole Miss (10/09/2021)
<b>TOTAL OFFENSE</b>	676	at Ole Miss (10/09/2021)
<b>YARDS PER PLAY</b>	8.7	Ga. Southern (09/18/2021)
<b>POINTS</b>	51	at Ole Miss (10/09/2021)
<b>SACKS BY</b>	4	at Alabama (11/20/2021)
<b>FIRST DOWNS</b>	39	at Ole Miss (10/09/2021)
<b>PENALTIES</b>	13	at Georgia (10/02/2021)
	13	Rice (09/04/2021)
<b>PENALTY YARDS</b>	117	Rice (09/04/2021)
<b>TURNOVERS</b>	2	at Ole Miss (10/09/2021)
	2	Ark.-Pine Bluff (10/23/2021)
<b>PUNTS</b>	8	at LSU (11/13/2021)
	8	at Georgia (10/02/2021)
<b>PUNTING AVG</b>	50.5	Mississippi St. (11/06/2021)
<b>LONG PUNT</b>	61	Missouri (11/26/2021)
<b>PUNTS INSIDE 20</b>	3	at Georgia (10/02/2021)
<b>LONG PUNT RETURN</b>	80	Ark.-Pine Bluff (10/23/2021)

**OPPONENT INDIVIDUAL GAME HIGHS**

<b>RUSHES</b>	41	Tyler Badie vs Missouri (11/26/2021)
<b>YARDS RUSHING</b>	219	Tyler Badie vs Missouri (11/26/2021)
<b>TD RUSHES</b>	3	Snoop Conner at Ole Miss (10/09/2021)
<b>LONG RUSH</b>	76	Justin Tomlin vs Ga. Southern (09/18/2021)
<b>PASS ATTEMPTS</b>	48	Will Rogers vs Mississippi St. (11/06/2021)
<b>PASS COMPLETIONS</b>	36	Will Rogers vs Mississippi St. (11/06/2021)
<b>YARDS PASSING</b>	559	Bryce Young at Alabama (11/20/2021)
<b>TD PASSES</b>	5	Bryce Young at Alabama (11/20/2021)
<b>LONG PASS</b>	79	Bryce Young at Alabama (11/20/2021)
<b>RECEPTIONS</b>	10	John Metchie at Alabama (11/20/2021)
<b>YARDS RECEIVING</b>	190	Jameson Williams at Alabama (11/20/2021)
<b>TD RECEPTIONS</b>	3	Jameson Williams at Alabama (11/20/2021)
<b>LONG RECEPTION</b>	79	Jameson Williams at Alabama (11/20/2021)
<b>FIELD GOALS</b>	3	Harrison Mevis vs Missouri (11/26/2021)
	3	Jack Podlesny at Georgia (10/02/2021)
<b>LONG FIELD GOALS</b>	50	Caden Costa at Ole Miss (10/09/2021)
<b>PUNTS</b>	10	Anthony Beck II vs Ga. Southern (09/18/2021)
<b>PUNTING AVG</b>	48.0	Anthony Beck II vs Ga. Southern (09/18/2021)
<b>LONG PUNT</b>	61	Sean Koetting vs Missouri (11/26/2021)
<b>PUNTS INSIDE 20</b>	5	Nik Constantinou vs Texas A&M (N) (09/25/2021)
<b>LONG PUNT RETURN</b>	30	Braylon Sanders at Ole Miss (10/09/2021)
<b>LONG KICKOFF RETURN</b>	33	Jo'quavious Marks vs Mississippi St. (11/06/2021)
<b>TACKLES</b>	15	Zakoby McClain vs Auburn (10/16/2021)
<b>SACKS</b>	2	Henry To'oTo'o at Alabama (11/20/2021)
	2	Micah Baskerville at LSU (11/13/2021)
	2	Colby Wooden vs Auburn (10/16/2021)
<b>TACKLES FOR LOSS</b>	3.5	Will Anderson Jr. at Alabama (11/20/2021)
	3.5	Micah Baskerville at LSU (11/13/2021)
<b>INTERCEPTIONS</b>	1	Keidron Smith at Ole Miss (10/09/2021)
	1	B.J. Foster vs Texas (09/11/2021)
	1	Sean Fresch vs Rice (09/04/2021)

**OPPONENT TEAM GAME HIGHS**

<b>RUSHES</b>	56	at Georgia (10/02/2021)
<b>YARDS RUSHING</b>	324	at Ole Miss (10/09/2021)
<b>YARDS PER RUSH</b>	6.6	at Ole Miss (10/09/2021)
<b>TD RUSHES</b>	5	at Ole Miss (10/09/2021)
<b>PASS ATTEMPTS</b>	48	Mississippi St. (11/06/2021)
<b>PASS COMPLETIONS</b>	36	Mississippi St. (11/06/2021)
<b>YARDS PASSING</b>	559	at Alabama (11/20/2021)
<b>YARDS PER PASS</b>	14.0	at Alabama (11/20/2021)
<b>TD PASSES</b>	5	at Alabama (11/20/2021)
<b>TOTAL PLAYS</b>	79	at LSU (11/13/2021)
<b>TOTAL OFFENSE</b>	671	at Alabama (11/20/2021)
<b>YARDS PER PLAY</b>	8.8	at Alabama (11/20/2021)
<b>POINTS</b>	52	at Ole Miss (10/09/2021)
<b>SACKS BY</b>	4	at Georgia (10/02/2021)
<b>FIRST DOWNS</b>	29	at Alabama (11/20/2021)
<b>PENALTIES</b>	11	vs Texas A&M (N) (09/25/2021)
<b>PENALTY YARDS</b>	77	Mississippi St. (11/06/2021)
<b>TURNOVERS</b>	3	at LSU (11/13/2021)
	3	Rice (09/04/2021)
<b>PUNTS</b>	10	Ga. Southern (09/18/2021)
<b>PUNTING AVG</b>	48.0	Ga. Southern (09/18/2021)
<b>LONG PUNT</b>	61	Missouri (11/26/2021)
<b>PUNTS INSIDE 20</b>	5	vs Texas A&M (N) (09/25/2021)
<b>LONG PUNT RETURN</b>	30	at Ole Miss (10/09/2021)

**ARKANSAS 3RD-DOWN CONVERSIONS**

Date	Opponent	Score	Overall	1st Qtr	2nd Qtr	3rd Qtr	4th Qtr	Overtime
09/04/2021	Rice	W 38-17	3-11 27.3	1-4 25.0	0-2 0.0	1-3 33.3	1-2 50.0	0-1 0.0
09/11/2021	Texas	W 40-21	5-12 41.7	1-5 20.0	1-3 33.3	1-2 50.0	2-2 100.0	0-0 0.0
09/18/2021	Ga. Southern	W 45-10	7-15 46.7	2-4 50.0	1-4 25.0	1-3 33.3	3-4 75.0	0-0 0.0
09/25/2021	vs Texas A&M	W 20-10	3-13 23.1	0-1 0.0	1-3 33.3	0-3 0.0	2-6 33.3	0-0 0.0
10/02/2021	at Georgia	L 0-37	3-12 25.0	0-2 0.0	1-4 25.0	0-3 0.0	2-3 66.7	0-0 0.0
10/09/2021	at Ole Miss	L 51-52	7-13 53.8	3-5 60.0	1-3 33.3	1-2 50.0	2-3 66.7	0-0 0.0
10/16/2021	Auburn	L 23-38	10-19 52.6	2-4 50.0	4-6 66.7	4-7 57.1	0-2 0.0	0-0 0.0
10/23/2021	Ark.-Pine Bluff	W 45-3	2-9 22.2	1-3 33.3	1-2 50.0	0-2 0.0	0-2 0.0	0-0 0.0
11/06/2021	Mississippi St.	W 31-28	6-13 46.2	2-4 50.0	1-3 33.3	1-2 50.0	2-4 50.0	0-0 0.0
11/13/2021	at LSU	Wot1 16-13	3-16 18.8	0-3 0.0	1-5 20.0	2-5 40.0	0-2 0.0	0-0 0.0
11/20/2021	at Alabama	L 35-42	7-16 43.8	1-3 33.3	3-6 50.0	2-3 66.7	1-4 25.0	0-0 0.0
11/26/2021	Missouri	W 34-17	4-11 36.4	0-2 0.0	2-4 50.0	1-2 50.0	1-3 33.3	0-0 0.0
<b>Arkansas</b>			<b>60-160 37.5</b>	<b>13-40 32.5</b>	<b>17-45 37.8</b>	<b>14-37 37.8</b>	<b>16-37 43.2</b>	<b>0-1 0.0</b>
<b>Opponents</b>			<b>56-170 32.9</b>	<b>12-44 27.3</b>	<b>14-48 29.2</b>	<b>14-43 32.6</b>	<b>15-34 44.1</b>	<b>1-1 100.0</b>

**ARKANSAS 4TH-DOWN CONVERSIONS**

Date	Opponent	Score	Overall	1st Qtr	2nd Qtr	3rd Qtr	4th Qtr	Overtime
09/04/2021	Rice	W 38-17	0-1 0.0	0-0 0.0	0-0 0.0	0-1 0.0	0-0 0.0	0-0 0.0
09/11/2021	Texas	W 40-21	1-1 100.0	1-1 100.0	0-0 0.0	0-0 0.0	0-0 0.0	0-0 0.0
09/18/2021	Ga. Southern	W 45-10	1-1 100.0	0-0 0.0	0-0 0.0	0-0 0.0	1-1 100.0	0-0 0.0
09/25/2021	vs Texas A&M	W 20-10	0-1 0.0	0-0 0.0	0-1 0.0	0-0 0.0	0-0 0.0	0-0 0.0
10/02/2021	at Georgia	L 0-37	0-0 0.0	0-0 0.0	0-0 0.0	0-0 0.0	0-0 0.0	0-0 0.0
10/09/2021	at Ole Miss	L 51-52	2-2 100.0	1-1 100.0	1-1 100.0	0-0 0.0	0-0 0.0	0-0 0.0
10/16/2021	Auburn	L 23-38	0-3 0.0	0-0 0.0	0-1 0.0	0-1 0.0	0-1 0.0	0-0 0.0
10/23/2021	Ark.-Pine Bluff	W 45-3	1-2 50.0	0-0 0.0	1-1 100.0	0-1 0.0	0-0 0.0	0-0 0.0
11/06/2021	Mississippi St.	W 31-28	0-0 0.0	0-0 0.0	0-0 0.0	0-0 0.0	0-0 0.0	0-0 0.0
11/13/2021	at LSU	Wot1 16-13	1-2 50.0	0-0 0.0	0-0 0.0	1-2 50.0	0-0 0.0	0-0 0.0
11/20/2021	at Alabama	L 35-42	3-3 100.0	0-0 0.0	1-1 100.0	0-0 0.0	2-2 100.0	0-0 0.0
11/26/2021	Missouri	W 34-17	0-0 0.0	0-0 0.0	0-0 0.0	0-0 0.0	0-0 0.0	0-0 0.0
<b>Arkansas</b>			<b>9-16 56.3</b>	<b>2-2 100.0</b>	<b>3-5 60.0</b>	<b>1-5 20.0</b>	<b>3-4 75.0</b>	<b>0-0 0.0</b>
<b>Opponents</b>			<b>14-23 60.9</b>	<b>5-7 71.4</b>	<b>1-1 100.0</b>	<b>3-8 37.5</b>	<b>5-7 71.4</b>	<b>0-0 0.0</b>

**ARKANSAS TIME OF POSSESSION**

Date	Opponent	Score	Overall	1st Qtr	2nd Qtr	3rd Qtr	4th Qtr	Overtime
09/04/2021	Rice	W 38-17	26:06	04:48	07:34	07:40	06:04	00:00
09/11/2021	Texas	W 40-21	31:03	09:08	07:41	06:42	07:32	00:00
09/18/2021	Ga. Southern	W 45-10	33:06	08:24	06:57	05:07	12:38	00:00
09/25/2021	vs Texas A&M	W 20-10	30:50	03:28	07:26	07:52	12:04	00:00
10/02/2021	at Georgia	L 0-37	23:28	03:43	08:45	05:28	05:32	00:00
10/09/2021	at Ole Miss	L 51-52	35:35	09:32	09:03	07:53	09:07	00:00
10/16/2021	Auburn	L 23-38	29:57	06:49	08:09	12:03	02:56	00:00
10/23/2021	Ark.-Pine Bluff	W 45-3	20:42	07:01	04:30	04:48	04:23	00:00
11/06/2021	Mississippi St.	W 31-28	27:46	09:12	05:42	03:37	09:15	00:00
11/13/2021	at LSU	Wot1 16-13	27:20	04:34	08:21	10:20	04:05	00:00
11/20/2021	at Alabama	L 35-42	29:30	06:34	08:50	03:22	10:44	00:00
11/26/2021	Missouri	W 34-17	24:49	05:04	06:28	02:20	10:57	00:00
<b>Arkansas</b>			<b>Total 340:12</b>	<b>78:17</b>	<b>89:26</b>	<b>77:12</b>	<b>95:17</b>	<b>00:00</b>
			<b>Avg. 28:21</b>	<b>06:31</b>	<b>07:27</b>	<b>06:26</b>	<b>07:56</b>	<b>00:00</b>

ARKANSAS PASSING GAME-BY-GAME STATISTICS

#1 K.J. Jefferson	Comp	Att	Int	Pct	Yards	TD	Long	Sacked	Effic.
Rice	12	21	1	57.1	128	1	31	2-13	114.5
Texas	14	19	1	73.7	138	0	45	0-0	124.2
Ga. Southern	13	23	0	56.5	366	3	91	0-0	233.2
Texas A&M	7	15	0	46.7	212	2	85	1-5	209.4
Georgia	8	13	0	61.5	65	0	22	3-21	103.5
Ole Miss	25	35	1	71.4	326	3	46	1-7	172.2
Auburn	21	35	0	60.0	228	2	30	3-19	133.6
Ark.-Pine Bluff	10	17	0	58.8	194	4	39	0-0	232.3
Mississippi St.	19	23	0	82.6	191	1	25	3-13	166.7
LSU	18	25	0	72.0	142	1	43	3-21	132.9
Alabama	22	30	0	73.3	326	3	66	3-23	197.6
Missouri	15	19	0	78.9	262	1	55	3-15	212.1
<b>Totals</b>	<b>184</b>	<b>275</b>	<b>3</b>	<b>66.9</b>	<b>2578</b>	<b>21</b>	<b>91</b>	<b>22-137</b>	<b>168.7</b>

#4 Malik Hornsby	Comp	Att	Int	Pct	Yards	TD	Long	Sacked	Effic.
Ga. Southern	1	1	0	100.0	-2	0	0	0-0	83.2
Texas A&M	1	3	0	33.3	7	0	7	1-8	52.9
Georgia	2	3	0	66.7	22	0	19	1-4	128.3
Ark.-Pine Bluff	1	5	0	20.0	19	0	19	1-17	51.9
<b>Totals</b>	<b>5</b>	<b>12</b>	<b>0</b>	<b>41.7</b>	<b>46</b>	<b>0</b>	<b>19</b>	<b>3-29</b>	<b>73.9</b>

#9 John Stephen Jones	Comp	Att	Int	Pct	Yards	TD	Long	Sacked	Effic.
Ga. Southern	0	1	0	0.0	0	0	0	0-0	0.0
<b>Totals</b>	<b>0</b>	<b>1</b>	<b>0</b>	<b>0.0</b>	<b>0</b>	<b>0</b>	<b>0</b>	<b>0-0</b>	<b>0.0</b>

#10 De'Vion Warren	Comp	Att	Int	Pct	Yards	TD	Long	Sacked	Effic.
Mississippi St.	0	1	0	0.0	0	0	0	0-0	0.0
Missouri	0	1	0	0.0	0	0	0	0-0	0.0
<b>Totals</b>	<b>0</b>	<b>2</b>	<b>0</b>	<b>0.0</b>	<b>0</b>	<b>0</b>	<b>0</b>	<b>0-0</b>	<b>0.0</b>

#16 Trelon Burks	Comp	Att	Int	Pct	Yards	TD	Long	Sacked	Effic.
Mississippi St.	0	1	0	0.0	0	0	0	0-0	0.0
LSU	0	1	0	0.0	0	0	0	0-0	0.0
<b>Totals</b>	<b>0</b>	<b>2</b>	<b>0</b>	<b>0.0</b>	<b>0</b>	<b>0</b>	<b>0</b>	<b>0-0</b>	<b>0.0</b>

#30 Reid Bauer	Comp	Att	Int	Pct	Yards	TD	Long	Sacked	Effic.
Alabama	1	1	0	100.0	32	1	32	0-0	698.8
<b>Totals</b>	<b>1</b>	<b>1</b>	<b>0</b>	<b>100.0</b>	<b>32</b>	<b>1</b>	<b>32</b>	<b>0-0</b>	<b>698.8</b>

#84 Warren Thompson	Comp	Att	Int	Pct	Yards	TD	Long	Sacked	Effic.
Texas A&M	1	1	0	100.0	27	0	27	0-0	326.8
<b>Totals</b>	<b>1</b>	<b>1</b>	<b>0</b>	<b>100.0</b>	<b>27</b>	<b>0</b>	<b>27</b>	<b>0-0</b>	<b>326.8</b>

ARKANSAS RUSHING/RECEIVING GAME-BY-GAME STATISTICS

Player	No-Yds/TD	Rice	UT	GS	TA&M	UGa	OM	AUB	UAPB	MSU	LSU	Bama	Mizzou
K.J. Jefferson	126-554/5	9-89/2	10-73/0	5-18/0	8-50/0	8-5/0	20-85/3	18-66/0	3-33/0	11-14/0	15-41/0	13-22/0	6-58/0
Trelon Smith	117-592/5	22-102/1	12-75/1	8-39/1	17-82/0	3-4/0	11-85/1	10-48/0	7-24/0	5-17/0	6-37/0	9-42/0	7-37/1
Raheim Sanders	101-499/3	7-44/0	8-50/1	10-43/0	6-27/0	6-21/0	17-139/0	16-64/0	9-46/0	8-26/0	-	6-18/0	8-21/2
Dominique Johnson	86-498/7	4-16/1	6-44/1	5-72/1	6-19/0	2-6/0	4-19/0	6-42/1	6-91/0	17-107/2	15-40/0	9-23/1	6-19/0
AJ Green	43-201/1	DNP	7-67/1	7-37/0	3--2/0	6-28/0	3-16/0	4-12/0	9-36/0	-	-	2-8/0	2--1/0
Malik Hornsby	20-69/1	DNP	1-29/0	5-22/1	6-12/0	4-11/0	1-6/0	DNP	3-1/0	DNP	DNP	DNP	DNP
Trelon Burks	14-112/1	1--2/0	-	1-2/0	1-14/0	-	1-1/0	-	2-56/1	3-39/0	1-5/0	2--4/0	2-1/0
Javion Hunt	4-19/0	DNP	DNP	4-19/0	DNP	DNP	DNP	DNP	DNP	DNP	DNP	DNP	DNP
Josh Oglesby	4-19/0	DNP	1-2/0	3-17/0	DNP	DNP	DNP	DNP	DNP	DNP	DNP	DNP	DNP
De'Vion Warren	3-48/0	-	-	-	-	-	1-11/0	-	1-5/0	-	-	-	1-32/0
Reid Bauer	1-23/0	-	-	-	-	-	-	-	-	-	1-23/0	-	-
T.J. Hammonds	1--1/0	-	-	-	-	-	-	-	1--1/0	-	-	-	-

Receiving

Player	No-Yds/TD	Rice	UT	GS	TA&M	UGa	OM	AUB	UAPB	MSU	LSU	Bama	Mizzou
Trelon Burks	66-1104/11	5-42/0	5-37/0	3-127/1	6-167/1	3-10/0	7-136/1	9-109/2	4-89/2	5-63/1	4-16/0	8-179/2	7-129/1
Tyson Morris	21-305/2	3-42/1	1-45/0	2-61/1	1-21/0	1-9/0	3-26/0	3-32/0	-	3-38/0	3-31/0	1-0/0	-
Warren Thompson	18-292/2	-	3-21/0	1-60/1	1-10/0	2-12/0	4-76/1	2-27/0	-	2-12/0	1-23/0	2-51/0	-
Trey Knox	18-130/1	-	-	-	-	-	5-37/1	-	DNP	4-26/0	3-10/0	4-47/0	2-10/0
Blake Kern	14-175/2	1-14/0	2-8/0	1-21/0	-	1-18/0	-	1-16/0	2-25/1	-	2-20/0	3-47/1	1-6/0
De'Vion Warren	13-219/0	2-14/0	1-8/0	3-67/0	-	-	1-12/0	-	3-51/0	-	1-4/0	-	2-63/0
Raheim Sanders	11-109/1	-	-	-	-	1-22/0	3-26/0	1-7/0	-	3-41/0	1--3/0	2-16/1	-
AJ Green	7-84/1	DNP	1-9/0	2-20/0	1-48/1	1--3/0	-	-	-	-	-	2-10/0	-
Dominique Johnson	6-74/1	-	-	-	-	-	1-11/0	2-16/0	-	1-7/0	2-40/1	-	-
Ketron Jackson Jr.	5-97/1	1-16/0	-	-	-	-	-	1--1/0	1-29/1	-	-	-	2-53/0
Hudson Henry	4-27/0	-	-	-	-	DNP	DNP	2-22/0	-	1-4/0	1-1/0	DNP	-
Trelon Smith	4-21/0	-	1-10/0	-	-	-	1-2/0	-	-	-	-	1-8/0	1-1/0
Jaquayn Crawford	3-27/0	-	-	2-8/0	-	-	DNP	-	1-19/0	DNP	DNP	DNP	DNP
John David White	1-19/0	DNP	DNP	-	DNP	1-19/0	DNP	DNP	-	DNP	DNP	DNP	DNP



ARKANSAS RETURNS GAME-BY-GAME STATISTICS

Player	No-Yds	Rice	UT	GS	TA&M	UGa	OM	AUB	UAPB	MSU	LSU	Bama	Mizzou
Nathan Parodi	17-197	-	1-7	3-13	3-3	1-10	1-4	1-4	4-114	1-8	DNP	-	2-34
Bryce Stephens	3-53	DNP	DNP	-	DNP	DNP	DNP	DNP	1-27	DNP	2-26	DNP	DNP
Greg Brooks, Jr.	2-2	1-4	1--2	-	-	-	-	-	-	-	-	-	-
Mataio Soli	1-4	-	1-4	-	-	-	-	-	-	-	-	-	-
Harper Cole	1-0	DNP	DNP	-	DNP	DNP	DNP	DNP	-	DNP	-	DNP	1-0

Kick Returns

Player	No-Yds	Rice	UT	GS	TA&M	UGa	OM	AUB	UAPB	MSU	LSU	Bama	Mizzou
AJ Green	9-147	DNP	-	-	-	2-15	3-60	1-31	1--3	-	2-44	-	-
LaDarrius Bishop	6-144	4-108	-	2-36	-	-	-	DNP	-	-	-	-	-
Raheim Sanders	1-19	-	1-19	-	-	-	-	-	-	-	-	-	-
Treyton Burks	1-0	-	-	-	-	-	-	-	-	-	-	-	1-0

Interceptions Returns

Player	No-Yds	Rice	UT	GS	TA&M	UGa	OM	AUB	UAPB	MSU	LSU	Bama	Mizzou
Montaric Brown	5-0	1-5	-	-	1-0	-	-	1--3	-	-	1-0	-	1--2
Jalen Catalon	2-83	2-83	-	-	-	-	-	DNP	DNP	DNP	DNP	DNP	DNP
Myles Slusher	2-11	DNP	DNP	-	-	-	-	-	1-11	-	1-0	-	-
Malik Chavis	1-3	-	-	-	-	DNP	-	-	1-3	-	-	-	DNP
Grant Morgan	1-0	-	-	-	-	-	-	-	-	1-0	-	-	-

ARKANSAS TACKLES FOR LOSS GAME-BY-GAME STATISTICS

Player	UA-A	Total	Rice	UT	GS	TA&M	UGa	OM	AUB	UAPB	MSU	LSU	Bama	Mizzou
Hayden Henry	8-5	10.5	1.0-1	2.5-4	-	2.0-4	-	1.0-2	1.0-1	-	-	1.0-10	1.0-16	1.0-3
Bumper Pool	6-3	7.5	1.5-2	-	0.5-0	1.0-2	-	1.5-2	-	1.0-1	-	2.0-6	-	-
Grant Morgan	5-4	7.0	-	2.5-6	-	1.0-6	1.0-1	-	1.0-2	-	-	1.5-2	-	-
Joe Foucha	5-3	6.5	-	1.5-4	-	1.0-1	-	1.5-2	-	1.5-9	-	-	1.0-1	-
Tre Williams	5-3	6.5	-	0.5-2	2.0-9	2.0-13	-	-	-	-	2.0-3	-	-	-
Zach Williams	3-5	5.5	0.5-2	0.5-0	-	-	1.0-1	-	1.5-8	-	0.5-1	1.5-5	-	-
John Ridgeway	2-4	4.0	DNP	1.0-5	1.0-1	0.5-2	-	-	0.5-0	-	-	1.0-5	-	-
Isaiah Nichols	1-5	3.5	1.0-7	0.5-1	-	-	-	0.5-1	1.0-0	0.5-3	-	-	-	-
Taurean Carter	2-2	3.0	0.5-1	-	-	-	-	-	1.0-3	-	1.0-2	0.5-1	-	-
Greg Brooks, Jr.	2-1	2.5	0.5-0	-	1.0-6	1.0-6	-	-	-	-	-	-	-	-
Eric Gregory	2-1	2.5	0.5-1	-	-	-	-	-	-	-	-	2.0-10	-	-
Jayden Johnson	2-0	2.0	-	DNP	1.0-4	DNP	1.0-3	-	-	-	-	-	-	-
Markell Utsey	1-2	2.0	-	-	0.5-5	-	1.0-2	-	DNP	DNP	0.5-3	-	-	-
Myles Slusher	1-2	2.0	DNP	DNP	-	-	-	-	1.0-5	-	-	-	1.0-3	-
Jalen Catalon	1-1	1.5	1.0-2	-	-	-	-	0.5-1	DNP	DNP	DNP	DNP	DNP	DNP
Andrew Parker	1-0	1.0	-	-	-	-	-	-	1.0-5	-	DNP	-	-	-
Hudson Clark	1-0	1.0	-	-	-	-	-	-	-	-	-	-	DNP	1.0-4
Simeon Blair	1-0	1.0	-	-	-	-	-	-	-	-	-	-	1.0-4	-
Jacorrei Turner	1-0	1.0	-	DNP	-	-	-	-	1.0-1	-	DNP	-	-	-
Montaric Brown	0-2	1.0	-	-	-	0.5-2	-	0.5-1	-	-	-	-	-	-
Mataio Soli	0-2	1.0	0.5-2	-	-	-	-	-	0.5-0	-	-	-	-	-
Eric Thomas Jr.	0-1	0.5	-	-	-	-	-	-	0.5-1	-	DNP	-	-	-
Chris Paul Jr.	0-1	0.5	DNP	DNP	-	DNP	DNP	DNP	0.5-1	DNP	DNP	DNP	-	-
Deon Edwards	0-1	0.5	-	-	-	DNP	-	DNP	0.5-1	-	-	-	-	-

ARKANSAS SACKS GAME-BY-GAME STATISTICS

Player	UA-A	Total	Rice	UT	GS	TA&M	UGa	OM	AUB	UAPB	MSU	LSU	Bama	Mizzou
Tre Williams	5-2	6	-	0.5-2	1.5-8	2-13	-	-	-	-	2-3	-	-	-
Hayden Henry	3-0	3	-	-	-	1-1	-	-	-	-	-	1-10	1-16	-
Zach Williams	2-1	2.5	0.5-2	-	-	-	-	-	-	1-7	-	-	1-4	-
John Ridgeway	2-0	2	DNP	1-5	-	-	-	-	-	-	-	1-5	-	-
Isaiah Nichols	1-1	1.5	1-7	-	-	-	-	-	-	-	0.5-3	-	-	-
Simeon Blair	1-0	1	-	-	-	-	-	-	-	-	-	-	1-4	-
Andrew Parker	1-0	1	-	-	-	-	-	-	-	1-5	-	DNP	-	-
Eric Gregory	1-0	1	-	-	-	-	-	-	-	-	-	-	1-9	-
Taurean Carter	1-0	1	-	-	-	-	-	-	-	-	-	1-2	-	-
Markell Utsey	0-2	1	-	-	0.5-5	-	-	-	DNP	DNP	0.5-3	-	-	-
Myles Slusher	0-1	0.5	DNP	DNP	-	-	-	-	-	0.5-4	-	-	-	-
Joe Foucha	0-1	0.5	-	-	-	-	-	-	-	0.5-4	-	-	-	-
Mataio Soli	0-1	0.5	0.5-2	-	-	-	-	-	-	-	-	-	-	-
Grant Morgan	0-1	0.5	-	0.5-3	-	-	-	-	-	-	-	-	-	-

ARKANSAS TOTAL TACKLES GAME-BY-GAME STATISTICS

Player	S-A	Total	Rice	UT	GS	TA&M	UGa	OM	AUB	UAPB	MSU	LSU	Bama	Mizzou
Bumper Pool	41-79	120	3-11	1-9	3-3	5-3	7-4	5-7	2-6	1-7	0-10	6-7	3-4	5-8
Grant Morgan	38-58	96	0-1	4-9	2-4	4-1	7-5	3-10	1-6	1-2	1-6	8-3	5-6	2-5
Hayden Henry	46-48	94	2-3	3-12	0-4	5-2	3-5	5-6	3-5	3-0	4-4	9-1	2-3	7-3
Joe Foucha	28-39	67	2-3	2-6	2-3	3-2	2-2	2-9	2-1	1-1	5-4	2-1	4-2	1-5
Montaric Brown	24-29	53	1-2	1-1	3-1	3-3	4-2	3-2	1-7	0-1	2-2	2-3	4-1	0-4
Jalen Catalon	22-24	46	6-5	3-5	6-3	1-1	4-3	2-7	DNP	DNP	DNP	DNP	DNP	DNP
Myles Slusher	28-17	45	DNP	DNP	0-1	-	0-1	-	4-3	2-2	5-2	6-0	5-4	6-4
Greg Brooks, Jr.	19-25	44	3-3	1-1	1-2	2-2	3-4	2-5	4-1	-	1-3	0-1	2-3	-
John Ridgeway	11-28	39	DNP	3-3	0-4	0-1	0-7	0-2	1-3	0-2	2-2	2-1	0-1	3-2
Simeon Blair	21-15	36	0-1	0-2	1-0	1-1	1-2	3-2	3-1	1-0	1-2	5-0	4-1	1-3
Tre Williams	11-17	28	0-5	0-2	1-3	4-0	-	-	0-2	-	4-0	0-2	1-2	1-1
Jayden Johnson	9-15	24	1-0	DNP	1-1	DNP	1-3	1-0	0-1	0-2	1-2	2-4	1-2	1-0
Taurean Carter	6-18	24	1-5	0-1	1-3	0-1	1-1	0-1	1-0	1-2	-	1-0	0-1	0-3
Eric Gregory	5-19	24	0-3	0-2	1-0	-	0-3	0-3	1-2	0-2	0-1	1-3	2-0	-
Zach Williams	7-16	23	2-2	1-1	0-3	0-2	1-1	-	-	1-4	-	0-1	1-2	1-0
Hudson Clark	8-11	19	-	0-1	-	1-0	1-1	1-0	1-2	-	2-1	0-1	DNP	2-5
Isaiah Nichols	4-14	18	1-0	0-3	0-1	-	-	-	1-2	1-2	1-2	0-1	-	0-3
LaDarius Bishop	8-7	15	0-1	1-1	-	1-1	-	0-1	DNP	-	1-1	2-0	2-2	1-0
Malik Chavis	7-6	13	0-1	-	-	0-1	DNP	1-0	-	-	2-2	2-0	2-2	DNP
Markell Utsey	3-10	13	0-1	-	1-2	1-0	1-2	0-1	DNP	DNP	0-1	-	0-1	0-2
Jackson Woodard	5-2	7	1-0	0-1	-	DNP	-	DNP	1-0	2-1	-	1-0	-	-
Jashaud Stewart	4-3	7	1-1	-	-	-	1-0	-	1-0	0-1	-	0-1	-	1-0
Andrew Parker	4-3	7	2-2	-	-	-	-	-	-	2-1	-	DNP	-	-
Mataio Soli	0-6	6	0-1	0-1	-	-	-	-	-	0-4	-	-	-	-
Deon Edwards	0-6	6	-	-	0-1	DNP	-	DNP	-	0-4	-	-	0-1	-
Eric Thomas Jr.	0-5	5	0-2	0-1	-	-	-	-	-	0-2	-	DNP	-	-
Khari Johnson	3-1	4	DNP	DNP	1-0	DNP	-	DNP	DNP	1-1	DNP	DNP	1-0	DNP
Nick Turner	1-2	3	DNP	0-2	-	-	-	-	-	-	1-0	-	-	-
Nathan Parodi	2-0	2	-	-	-	-	-	-	-	2-0	-	DNP	-	-
Trent Gordon	1-1	2	0-1	-	DNP	DNP	DNP	DNP	DNP	-	-	-	1-0	-
T.J. Hammonds	1-1	2	-	-	-	-	1-0	-	-	-	0-1	-	-	-
Marcus Miller	1-1	2	DNP	DNP	DNP	DNP	DNP	DNP	-	1-1	DNP	DNP	DNP	DNP
Jacorrei Turner	1-1	2	-	DNP	0-1	-	-	-	-	1-0	-	DNP	-	-
Treyton Burks	1-0	1	-	1-0	-	-	-	-	-	-	-	-	-	-
Reid Bauer	1-0	1	-	-	-	-	-	1-0	-	-	-	-	-	-
Devin Bush	1-0	1	1-0	DNP	DNP	DNP	-	DNP	DNP	-	DNP	DNP	DNP	DNP
Chris Paul Jr.	0-1	1	DNP	DNP	-	DNP	DNP	DNP	DNP	0-1	DNP	DNP	DNP	-
AJ Green	0-1	1	DNP	-	-	0-1	-	-	-	-	-	-	-	-
Cameron Ball	0-1	1	DNP	DNP	-	DNP	DNP	DNP	DNP	0-1	DNP	DNP	DNP	DNP

ARKANSAS FUMBLES GAME-BY-GAME STATISTICS

Player	No-Lost	Rice	UT	GS	TA&M	UGa	OM	AUB	UAPB	MSU	LSU	Bama	Mizzou
K.J. Jefferson	4-1	-	-	-	1-0	-	-	1-0	1-1	-	1-0	-	-
AJ Green	3-0	DNP	-	-	-	1-0	1-0	-	1-0	-	-	-	-
Raheim Sanders	2-1	-	-	-	-	-	2-1	-	-	-	-	-	-
Malik Hornsby	1-0	DNP	-	-	-	-	DNP	1-0	DNP	DNP	DNP	DNP	-
Treyton Burks	1-0	-	-	-	-	-	-	-	-	-	1-0	-	-
Dominique Johnson	1-0	-	-	-	-	1-0	-	-	-	-	-	-	-
Trelon Smith	1-1	-	-	-	-	-	-	-	-	-	-	-	1-1
LaDarius Bishop	1-0	1-0	-	-	-	-	DNP	-	-	-	-	-	-
T.J. Hammonds	1-1	-	-	-	-	-	-	1-1	-	-	-	-	-

Fumbles Forced

Player	Number	Rice	UT	GS	TA&M	UGa	OM	AUB	UAPB	MSU	LSU	Bama	Mizzou
Joe Foucha	1	-	-	-	-	-	-	-	-	1	-	-	-
Montaric Brown	1	-	-	-	-	-	-	-	-	-	1	-	-
Zach Williams	1	-	1	-	-	-	-	-	-	-	-	-	-
Isaiah Nichols	1	1	-	-	-	-	-	-	-	-	-	-	-

Fumbles Recovered

Player	Number	Rice	UT	GS	TA&M	UGa	OM	AUB	UAPB	MSU	LSU	Bama	Mizzou
Greg Brooks, Jr.	2	-	1	-	-	-	-	-	-	1	-	-	-
Montaric Brown	1	-	-	-	-	-	-	-	-	-	1	-	-


## ALL-TIME ARKANSAS BOWLS



**1934 DIXIE CLASSIC**  
Jan. 1, 1934  
Dallas, Texas  
Centenary, T 7-7



**1947 COTTON BOWL**  
Jan. 1, 1947  
Dallas, Texas  
LSU, T 0-0



**1948 DIXIE BOWL**  
Jan. 1, 1948  
Birmingham, Ala.  
William & Mary, W 21-19



**1955 COTTON BOWL**  
Jan. 1, 1955  
Dallas, Texas  
Georgia Tech, L 14-6



**1960 GATOR BOWL**  
Jan. 2, 1960  
Jacksonville, Fla.  
Georgia Tech, W 14-7




**1961 COTTON BOWL**  
Jan. 1, 1961  
Dallas, Texas  
Duke, L 7-6



**1962 SUGAR BOWL**  
Jan. 1, 1962  
New Orleans, La.  
Alabama, L 10-3



**1963 SUGAR BOWL**  
Jan. 1, 1963  
New Orleans, La.  
Ole Miss, L 17-13



**1965 COTTON BOWL**  
Jan. 1, 1965  
Dallas, Texas  
Nebraska, W 10-7



**1966 COTTON BOWL**  
Jan. 1, 1966  
Dallas, Texas  
LSU, L 14-7



**1969 SUGAR BOWL**  
Jan. 1, 1969  
New Orleans, La.  
Georgia, W 16-2




**1970 SUGAR BOWL**  
Jan. 1, 1970  
New Orleans, La.  
Ole Miss, L 27-22




**1971 LIBERTY BOWL**  
Dec. 20, 1971  
Memphis, Tenn.  
Tennessee, L 14-13



**1976 COTTON BOWL**  
Jan. 1, 1976  
Dallas, Texas  
Georgia, W 31-10



**1978 ORANGE BOWL**  
Jan. 2, 1978  
Miami, Fla.  
Oklahoma, W 31-6



**1978 FIESTA BOWL**  
Dec. 25, 1978  
Tempe, Ariz.  
UCLA, T 10-10



**1980 SUGAR BOWL**  
Jan. 1, 1980  
New Orleans, La.  
Alabama, L 24-9




**1980 HALL OF FAME BOWL**  
Dec. 27, 1980  
Birmingham, Ala.  
Tulane, W 34-15




**1981 GATOR BOWL**  
Dec. 28, 1981  
Jacksonville, Fla.  
North Carolina, L 31-27



**1982 BLUEBONNET BOWL**  
Dec. 31, 1982  
Houston, Texas  
Florida, W 28-24




**1984 LIBERTY BOWL**  
Dec. 27, 1984  
Memphis, Tenn.  
Auburn, L 21-15



**1985 HOLIDAY BOWL**  
Dec. 22, 1985  
San Diego, Calif.  
Arizona State, W 18-17



**1987 ORANGE BOWL**  
Jan. 1, 1987  
Miami, Fla.  
Oklahoma, L 42-8



**1987 LIBERTY BOWL**  
Dec. 29, 1987  
Memphis, Tenn.  
Georgia, L 20-17




**1989 COTTON BOWL**  
Jan. 2, 1989  
Dallas, Texas  
UCLA, L 17-3



**1990 COTTON BOWL**  
Jan. 1, 1990  
Dallas, Texas  
Tennessee, L 31-27



**1991 INDEPENDENCE BOWL**  
Dec. 30, 1991  
Shreveport, La.  
Georgia, L 24-15



**1995 CARQUEST BOWL**  
Dec. 30, 1995  
Miami, Fla.  
North Carolina, L 20-10



**1999 FLORIDA CITRUS BOWL**  
Jan. 1, 1999  
Orlando, Fla.  
Michigan, L 45-31



**2000 COTTON BOWL**  
Jan. 1, 2000  
Dallas, Texas  
Texas, W 27-6



**2000 LAS VEGAS BOWL**  
Dec. 21, 2000  
Las Vegas, Nev.  
UNLV, L 31-14



**2002 COTTON BOWL**  
Jan. 1, 2002  
Dallas, Texas  
Oklahoma, L 10-3




**2002 MUSIC CITY BOWL**  
Dec. 30, 2002  
Nashville, Tenn.  
Minnesota, L 29-14




**2003 INDEPENDENCE BOWL**  
Dec. 31, 2003  
Shreveport, La.  
Missouri, W 27-14



**2007 CAPITAL ONE BOWL**  
Jan. 1, 2007  
Orlando, Fla.  
Wisconsin, L 17-14



**2008 COTTON BOWL**  
Jan. 1, 2008  
Dallas, Texas  
Missouri, L 38-7



**2010 LIBERTY BOWL**  
Jan. 2, 2010  
Memphis, Tenn.  
E. Carolina, W 20-17 (OT)



**2011 SUGAR BOWL**  
Jan. 4, 2011  
New Orleans, La.  
Ohio State, L 31-26^



**2012 COTTON BOWL**  
Jan. 7, 2012  
Arlington, Texas  
Kansas State, W 29-16



**2014 TEXAS BOWL**  
Dec. 29, 2014  
Houston, Texas  
Texas, W 31-7



**2016 LIBERTY BOWL**  
Jan. 2, 2016  
Memphis, Tenn.  
Kansas State, W 45-23



**2016 BELK BOWL**  
Dec. 29, 2016  
Charlotte, N.C.  
Virginia Tech, L 35-24

OVERALL BOWL RECORD: 15-24-3 ^Ohio State later vacated win due to NCAA penalty



**INDIVIDUAL**

**MOST CARRIES**

Marius Johnson North Carolina 1995 Carquest Bowl 29

**MOST YARDS GAINED RUSHING**

Roland Sales Oklahoma 1978 Orange Bowl 205

**LONGEST RUN FROM SCRIMMAGE**

Felix Jones Wisconsin 2007 Capital One Bowl 76

**Most Passes Attempted**

Ryan Mallett Ohio State 2011 Sugar Bowl 47

**MOST PASSES COMPLETED**

Ryan Mallett Ohio State 2011 Sugar Bowl 24

**MOST YARDS GAINED PASSING**

Bill Montgomery Ole Miss 1970 Sugar Bowl 338

**MOST TOUCHDOWN PASSES**

Austin Allen	Virginia Tech	2016 Belk Bowl	2
Brandon Allen	Texas	2014 Texas Bowl	2
Tyler Wilson	Kansas State	2012 Cotton Bowl	2
Ryan Mallett	Ohio State	2011 Sugar Bowl	2
Robby Hampton	UNLV	2000 Las Vegas Bowl	2
Clint Stoerner	Michigan	1999 Florida Citrus Bowl	2
Brad Taylor	North Carolina	1981 Gator Bowl	2
Bill Montgomery	Ole Miss	1970 Sugar Bowl	2

**MOST CONSECUTIVE PASSES COMPLETED**

Austin Allen Virginia Tech 2016 Belk Bowl 11

**LONGEST PASS COMPLETION**

B. Gray-J. Lamb Ole Miss 1963 Sugar Bowl 68

**MOST PASS RECEPTIONS**

Chuck Dicus Georgia 1969 Sugar Bowl 12

**MOST YARDS GAINED RECEIVING**

Chuck Dicus	Ole Miss	1970 Sugar Bowl	171
Derek Holloway	North Carolina	1981 Gator Bowl	171

**MOST TOUCHDOWN RECEPTIONS**

32 players (last: Keon Hatcher 2016 Belk Bowl) 1

**MOST PUNTING YARDS**

Tom Murphy Centenary 1934 Dixie Classic 572

**MOST PUNTS**

Tom Murphy Centenary 1934 Dixie Classic 13

**BEST PUNTING AVERAGE**

Allen Meacham UCLA 1989 Cotton Bowl 49.2  
(6 punts, 295 yards)

**LONGEST PUNT**

Allen Meacham UCLA 1989 Cotton Bowl 71

**MOST INTERCEPTIONS**

Austin Allen	Virginia Tech	2016 Belk Bowl	3
Louis Campbell	Tennessee	1971 Liberty Bowl	3

**MOST INTERCEPTION RETURN YARDS**

Mel McGaha William & Mary 1948 Dixie Bowl 70

**LONGEST INTERCEPTION RETURN**

Mel McGaha William & Mary 1948 Dixie Bowl 70

**MOST ALL-PURPOSE YARDS**

Alex Collins Kansas State 2016 Liberty Bowl 259  
(25 plays, 185 yards rushing, 74 kick return yards)

**MOST YARDS GAINED TOTAL OFFENSE**

Bill Montgomery Ole Miss 1970 Sugar Bowl 360  
(46 plays, 22 yards rushing, 338 yards passing)

**MOST PUNT RETURNS**

Reggie Fish Wisconsin 2007 Capital One Bowl 5  
(15 yards)

**MOST PUNT RETURN YARDS**

Gary Anderson Tulane 1980 Hall of Fame Bowl 80

**LONGEST PUNT RETURN**

Gary Anderson Tulane 1980 Hall of Fame Bowl 80



**RYAN MALLET** broke the Arkansas bowl record for pass attempts and pass completions and tied the school record for most passing touchdowns in a bowl game at the 2011 Allstate Sugar Bowl against Ohio State.

**MOST KICKOFF RETURNS**

Felix Jones	Missouri	2008 Cotton Bowl	4
Dedrick Poole	Minnesota	2002 Music City Bowl	4
Steven Harris	UNLV	2000 Las Vegas Bowl	4
James Rouse	Georgia	1987 Liberty Bowl	4
Marshall Foreman	Oklahoma	1987 Orange Bowl	4
Lance Alworth	Alabama	1962 Sugar Bowl	4

**MOST KICKOFF RETURN YARDS**

Marshall Foreman Oklahoma 1987 Orange Bowl 92

**LONGEST KICKOFF RETURN**

Alex Collins Kansas State 2016 Liberty Bowl 68

**MOST POINTS SCORED**

Alex Collins Kansas State 2016 Liberty Bowl 18  
(3 TDs)

**MOST TOUCHDOWNS SCORED**

Alex Collins Kansas State 2016 Liberty Bowl 3

**MOST FIELD GOALS**

Chris Balseiro Missouri 2003 Independence Bowl 4

**MOST FIELD GOAL ATTEMPTS**

Bob White Georgia 1969 Sugar Bowl 5

**MOST PATS**

Cole Hedlund Kansas State 2016 Liberty Bowl 6

**MOST PAT ATTEMPTS**

Cole Hedlund Kansas State 2016 Liberty Bowl 6

**LONGEST SCORING RUN**

Felix Jones Wisconsin 2007 Capital One Bowl 76

**LONGEST SCORING PASS**

B. Taylor-D. Holloway North Carolina 1981 Gator Bowl 66

**LONGEST FIELD GOAL**

Kendall Trainor UCLA 1989 Cotton Bowl 49

**LONGEST SCORING INTERCEPTION RETURN**

Mel McGaha William & Mary 1948 Dixie Bowl 70

**LONGEST SCORING PUNT RETURN**

Gary Anderson Tulane 1980 Hall of Fame Bowl 80

**TEAM**

**MOST FIRST DOWNS**

Tennessee 1990 Cotton Bowl 31

**MOST FIRST DOWNS RUSHING**

Florida 1982 Bluebonnet Bowl 22

**MOST FIRST DOWNS PASSING**

Kansas State	2016 Liberty Bowl	14
Ohio State	2011 Sugar Bowl	14

**MOST FIRST DOWNS PENALTY**

Georgia 1991 Independence Bowl 5

**MOST YARDS RUSHING**

Tulane 1980 Hall of Fame Bowl 383

**MOST CARRIES**

Tennessee 1990 Cotton Bowl 72

**MOST YARDS PASSING**

Ole Miss 1970 Sugar Bowl 338

**MOST ATTEMPTS PASSING**

Ohio State 2011 Sugar Bowl 47

**MOST COMPLETIONS**

Ohio State 2011 Sugar Bowl 24

**MOST PASSES HAD INTERCEPTED**

Oklahoma	1987 Orange Bowl	5
Georgia	1991 Independence Bowl	5

**MOST TOUCHDOWN PASSES**

Virginia Tech	2016 Belk Bowl	2
Texas	2014 Texas Bowl	2
Kansas State	2012 Cotton Bowl	2
Ohio State	2011 Sugar Bowl	2
Minnesota	2002 Music City Bowl	2
UNLV	2000 Las Vegas Bowl	2
Michigan	1999 Citrus Bowl	2
North Carolina	1981 Gator Bowl	2
Ole Miss	1970 Sugar Bowl	2

**MOST YARDS TOTAL OFFENSE**

Kansas State 2016 Kansas Bowl 569

**MOST PLAYS TOTAL OFFENSE**

Tennessee 1990 Cotton Bowl 94

**MOST PENALTIES**

Virginia Tech	2016 Belk Bowl	12
	(75 yards)	
Wisconsin	2007 Capital One Bowl	12
	(123 yards)	

**MOST YARDS PENALIZED**

Wisconsin 2007 Capital One Bowl 123  
(12 penalties)

**FEWEST PENALTIES**

Tulane	1980 Hall of Fame Bowl	1
Alabama	1980 Sugar Bowl	1
LSU	1947 Cotton Bowl	1

**FEWEST YARDS PENALIZED**

LSU 1947 Cotton Bowl 5

**MOST FUMBLES**

Georgia 1976 Cotton Bowl 6



# OUTBACK BOWL: PENN STATE

## ARKANSAS BOWL RECORDS

<b>MOST FUMBLES LOST</b>	Missouri	2008 Cotton Bowl	4	
<b>MOST INTERCEPTIONS</b>	Tennessee	1971 Liberty Bowl	3	
	Georgia	1969 Sugar Bowl	3	
<b>MOST INTERCEPTION RETURN YARDS</b>	William & Mary	1948 Dixie Bowl	70	
<b>MOST PUNT RETURNS</b>	Texas	2000 Cotton Bowl	6	
<b>MOST PUNT RETURN YARDS</b>	Tulane	1980 Hall of Fame Bowl	80	
<b>MOST KICKOFF RETURNS</b>	Missouri	2008 Cotton Bowl	7	
	Minnesota	2002 Music City Bowl	7	
<b>MOST KICKOFF RETURN YARDS</b>	Missouri	2008 Cotton Bowl	168	
<b>MOST POINTS SCORED</b>	Kansas State	2016 Liberty Bowl	45	
<b>FEWEST POINTS SCORED</b>	LSU	1947 Cotton Bowl	0	
<b>MOST POINTS ALLOWED</b>	Michigan	1999 Citrus Bowl	45	
<b>FEWEST POINTS ALLOWED</b>	LSU	1947 Cotton Bowl	0	
<b>INDIVIDUAL (OPPONENT)</b>				
<b>MOST CARRIES</b>	Dominique Lindsay	East Carolina	2010 Liberty Bowl	33
<b>MOST YARDS GAINED RUSHING</b>	Tony Temple	Missouri	2008 Cotton Bowl	281
<b>MOST PASSES ATTEMPTED</b>	Nickie Hall	Tulane	1980 Hall of Fame Bowl	37
<b>MOST PASSES COMPLETED</b>	Nate Hybl	Oklahoma	2002 Cotton Bowl	24
<b>MOST YARDS GAINED PASSING</b>	Archie Manning	Ole Miss	1970 Sugar Bowl	273
<b>MOST TOUCHDOWN PASSES</b>	Jason Thomas	UNLV	2000 Las Vegas Bowl	3
	Bob Hewko	Florida	1982 Bluebonnet Bowl	3
<b>MOST PASS RECEPTIONS</b>	Quentin Griffin	Oklahoma	2002 Cotton Bowl	9
<b>MOST YARDS GAINED RECEIVING</b>	Tai Streets	Michigan	1999 Citrus Bowl	129
<b>MOST TOUCHDOWN RECEPTIONS</b>	Dwayne Dixon	Florida	1982 Bluebonnet Bowl	3
<b>MOST PUNTS</b>	Spike Jones	Georgia	1969 Sugar Bowl	10
<b>MOST PUNTING YARDS</b>	Spike Jones	Georgia	1969 Sugar Bowl	386
<b>MOST INTERCEPTIONS</b>	Pat Pinkney	East Carolina	2010 Liberty Bowl	2
	John Stocco	Wisconsin	2007 Capital One Bowl	2
	Michael Lehan	Minnesota	2002 Music City Bowl	2
	Sonny Brown	Oklahoma	1987 Orange Bowl	2
	George Wilson	Alabama	1962 Sugar Bowl	2
<b>MOST INTERCEPTION YARDS RETURNED</b>	Ian Gold	Michigan	1999 Citrus Bowl	46
<b>MOST ALL-PURPOSE YARDS</b>	Tony Temple	Missouri	2008 Cotton Bowl	281



**ALEX COLLINS** set Arkansas bowl records for most all-purpose yards, longest kickoff return, most points scored and most touchdowns in the Razorbacks' 45-23 win over Kansas State in the 2016 AutoZone Liberty Bowl.

<b>MOST YARDS GAINED TOTAL OFFENSE</b>	Terrelle Pryor	Ohio State	2011 Sugar Bowl	336
<b>MOST PUNT RETURNS</b>	Curtis Fagan	Oklahoma	2002 Cotton Bowl	7
<b>MOST PUNT RETURN YARDS</b>	Troy Mason	UNLV	2000 Las Vegas Bowl	51
<b>MOST POINTS SCORED</b>	Tony Temple	Missouri	2008 Cotton Bowl	24
<b>MOST TOUCHDOWNS SCORED</b>	Tony Temple	Missouri	2008 Cotton Bowl	4
<b>MOST FIELD GOALS MADE</b>	Dan Nystrom	Minnesota	2002 Music City Bowl	5
<b>LONGEST FIELD GOAL</b>	Taylor Mehlhaff	Wisconsin	2007 Capital One Bowl	52
	Cloyce Hinton	Ole Miss	1970 Sugar Bowl	52
<b>LONGEST RUN FROM SCRIMMAGE</b>	Chuck Webb	Tennessee	1990 Cotton Bowl	78
<b>LONGEST SCORING RUN</b>	Chuck Webb	Tennessee	1990 Cotton Bowl	78
<b>LONGEST PASS COMPLETION</b>	A. Kelly-A. Morgan	Tennessee	1990 Cotton Bowl	84
<b>LONGEST SCORING PASS</b>	A. Kelly-A. Morgan	Tennessee	1990 Cotton Bowl	84
<b>LONGEST INTERCEPTION RETURN</b>	Eddie Brown	Tennessee	1971 Liberty Bowl	47

<b>TEAM (OPPONENT)</b>	North Carolina	1981 Gator Bowl	65
<b>MOST NET YARDS RUSHING</b>	Missouri	2008 Cotton Bowl	323
<b>MOST PASSES COMPLETED</b>	Oklahoma	2002 Cotton Bowl	24
	Texas	2000 Cotton Bowl	24
<b>MOST YARDS PASSING</b>	Ole Miss	1970 Sugar Bowl	273
<b>MOST TOTAL OFFENSE YARDS</b>	Tennessee	1990 Cotton Bowl	470
<b>MOST PUNTS</b>	Centenary	1934 Dixie Classic	13
<b>MOST POINTS</b>	Michigan	1999 Citrus Bowl	45
<b>MOST FIELD GOALS MADE</b>	Minnesota	2002 Music City Bowl	5
<b>FEWEST FIRST DOWNS</b>	Texas	2014 Texas Bowl	7
<b>FEWEST FIRST DOWNS RUSHING</b>	Texas	2014 Texas Bowl	1
	Wisconsin	2007 Capital One Bowl	1
<b>FEWEST FIRST DOWNS PASSING</b>	Alabama	1962 Sugar Bowl	0
<b>MOST FUMBLES</b>	Georgia	1969 Sugar Bowl	7
<b>MOST FUMBLES LOST</b>	Georgia	1969 Sugar Bowl	5
<b>MOST PENALTIES</b>	UNLV	2000 Las Vegas Bowl	12
	Michigan	1999 Citrus Bowl	12
<b>MOST PENALTY YARDS</b>	UNLV	2000 Las Vegas Bowl	119
<b>FEWEST RUSHING ATTEMPTS</b>	Kansas State	2016 Liberty Bowl	22
<b>FEWEST NET YARDS RUSHING</b>	Texas	2000 Cotton Bowl	-27
<b>MOST YARDS LOST</b>	Georgia	1969 Sugar Bowl	96
<b>FEWEST PASSES COMPLETED</b>	Oklahoma	1987 Orange Bowl	2
<b>FEWEST TOTAL OFFENSE PLAYS</b>	Kansas State	2016 Liberty Bowl	47
<b>FEWEST TOTAL OFFENSE YARDS</b>	Nebraska	1965 Cotton Bowl	168
<b>FEWEST PASSES ATTEMPTED</b>	Oklahoma	1987 Orange Bowl	5
<b>FEWEST YARDS PASSING</b>	Alabama	1962 Sugar Bowl	20


**WEEKLY MEDIA SCHEDULE: OUTBACK BOWL**

<p><b>26</b> SUN</p> <p>No media availability</p>	<p><b>27</b> MON</p> <p><b>9:45 a.m. ET</b> Practice Viewing</p> <p><b>11:40 a.m. ET</b> Coach Pittman at Westin Waterside</p>	<p><b>28</b> TUES</p> <p><b>9:45 a.m. ET</b> Practice Viewing</p> <p><b>11:40 a.m. ET</b> Student-Athletes at Westin Waterside</p>	<p><b>29</b> WED</p> <p><b>9:40 a.m. ET</b> Practice Viewing</p> <p><b>11:35 a.m. ET</b> Student-Athletes at Westin Waterside</p> <p><b>12:30 p.m. ET</b> Coach Pittman at Hyatt House Hotel</p>	<p><b>30</b> THURS</p> <p>No media availability</p>	<p><b>31</b> FRI</p> <p>No media availability</p>	<p><b>1</b> SAT</p> <p><b>Gameday</b> Penn State Kickoff - 11:00 a.m. CT TV - ESPN2</p> <p><b>Postgame</b> Coach Pittman &amp; Student-Athletes</p>
---	--	--	--	---	---	---

**ARKANSAS COMMUNICATIONS**



**KYLE PARKINSON**  
Associate AD/Communications  
Cell ..... 479.387.4753  
Email..... kparkin@uark.edu  
Twitter ..... @TheOtherKP



**OLIVER GRIGG**  
Assistant Director/Communications  
Cell ..... 479.502.6577  
Email..... ogrigg@uark.edu  
Twitter ..... @Oliver\_Grigg



**JACOB PAVILACK**  
Assistant Director/Communications  
Cell ..... 479.463.0736  
Email..... jlpavila@uark.edu  
Twitter ..... @JacobPavs

**Office:** 479-575-2751  
**Fax:** 479-575-7481  
**Fayetteville Press Box:** (479) 575-6622  
**Little Rock Press Box:** (501) 663-0514

**GAME CREDENTIAL REQUESTS**

All requests for media and/or photo credentials must be made online at [www.SportsSystems.com/Arkansas](http://www.SportsSystems.com/Arkansas). Requests should be made at least two weeks in advance.

Credentials will not be mailed. They may be picked up beginning three hours prior to kickoff at the media will call station at the base of the elevator at both Donald W. Reynolds Razorback Stadium in Fayetteville and War Memorial Stadium in Little Rock. Photo identification is required when picking up credentials.

**ARKANSAS FTP SITE**

An FTP site is available for members of the media. For more information concerning the FTP site, contact Michelle Glover (mglglover@uark.edu).

**CollegePressBox.com**

CollegePressBox.com is the official media website for SEC football. Access and download weekly game notes, quotes, statistics, media guides, headshots, logos, flip cards and more for each of the SEC's members. Login information will be distributed to accredited media or you can apply for a password by sending an email to [password@collegepressbox.com](mailto:password@collegepressbox.com).

**SEC WEEKLY TELECONFERENCE**

Head coach Sam Pittman will participate each week in the SEC teleconference of football coaches. The teleconferences will be conducted each Wednesday from Sept. 1 to Nov. 24 from 10 a.m. CT to 12:10 p.m. CT. For more information and the teleconference number, contact the SEC Media Relations Office at (205) 458-3000.

10:00 a.m. ....	Ed Orgeron, LSU
10:10 a.m. ....	Kirby Smart, Georgia
10:20 a.m. ....	Dan Mullen, Florida
10:30 a.m. ....	Clark Lea, Vanderbilt
<b>10:40 a.m. ....</b>	<b>Sam Pittman, Arkansas</b>
10:50 a.m. ....	Josh Heupel, Tennessee
11:00 a.m. ....	Nick Saban, Alabama
11:10 a.m. ....	Shane Beamer, South Carolina
11:20 a.m. ....	Lane Kiffin, Ole Miss
11:30 a.m. ....	Jimbo Fisher, Texas A&M
11:40 a.m. ....	Mark Stoops, Kentucky
11:50 a.m. ....	Mike Leach, Mississippi State
12:00 p.m. ....	Elijah Drinkwitz, Missouri
12:10 p.m. ....	Bryan Harsin, Auburn

**SAM PITTMAN LIVE**

"Sam Pittman Live," Coach Pittman's weekly radio show presented by Lindsey and Westrock Coffee Company airs on Wednesday nights starting at 7 p.m. For the 13th straight year, the one-hour radio show will be broadcast live from the Catfish Hole. The show will be carried throughout the state of Arkansas on the Razorback Sports Network and locally in Fayetteville on 105.3 FM, 99.5, 92.1 FM and 1290 AM.

**RAZORBACK FOOTBALL WITH SAM PITTMAN**

"Razorback Football with Sam Pittman" is the official television coach's show of Razorback football. The one-hour show will air statewide and throughout the region on numerous television affiliates. A total of 12 shows will air throughout the season on the following stations: KATV (Sunday's at 10:30 p.m.), KF5M (Sunday at 10:30 p.m.) and KNXW (Sunday at 9:30 p.m.). The show will also be available regionally on Cox Sports Television on Wednesdays at 6 p.m. and Fox Sports Southwest on Tuesdays at 4 p.m.

**RADIO AFFILIATES**

Batesville.....	KWOZ-FM 103.3
Batesville.....	KBTA-AM 1340
Camden.....	KCXY-FM 95.3
Camden.....	KAMD-FM 97.1
Crossett.....	KAGH-AM 800
Crossett.....	KAGH-FM 104.9
De Queen.....	KDON-FM 92.1
DeWitt.....	KDEW-FM 97.3
El Dorado.....	KMRX-FM 96.1
Fayetteville.....	KAKS-FM 99.5
Fayetteville.....	KUOA-AM 1290
Fayetteville.....	KOSM-FM 92.1
Fayetteville.....	KUOA-FM 95.3
Fayetteville.....	KBVA-FM HD3 106.5
Forrest City.....	KBFC-FM 93.5
Fort Smith.....	KERX-FM 95.3
Glenwood.....	KHGZ-AM 670
Glenwood.....	KHGZ-FM 98.9
Hot Springs/Mena.....	KTTG-FM 96.3
Jonesboro.....	KEGI-FM 100.5
Little Rock.....	KABZ-FM 103.7
Magnolia.....	KZHE-FM 100.5
Marshall.....	KBCN-FM 104.3
Mena.....	KTTG-FM 96.3
Monett (Mo.).....	KKBL-FM 95.9
Monticello.....	KGPO-FM 99.9
Morrilton.....	KCON-FM 99.3
Mountain Home.....	KOMT-FM 107.5
Ozark.....	KDYN-FM 96.7
Ozark.....	KDYN-AM 1540
Ruston (La.).....	KWXM-FM 102.3
Searcy.....	KSMD-FM 99.1
Texarkana (Texas).....	KKTK-AM 1400
Wynne.....	KWYN-FM 92.5