

2019-20 PENN STATE BASKETBALL

GAME
26

vs. ILLINOIS

February 18, 2020 | 6:30 p.m. ET
FS1

Bryce Jordan Center (15,261)

2019-20 SCHEDULE

Date Opponent Time

NOVEMBER

5	Tue.	UMES	W, 84-46
9	Sat.	WAGNER	W, 91-64
14	Thur.	at Georgetown	W, 81-66

NIT SEASON TIP-OFF - UNIVERSITY PARK

19	Tue.	BUCKNELL	W, 98-70
23	Sat.	YALE	W, 58-56

NIT SEASON TIP-OFF - BARCLAYS CENTER

27	Wed.	Ole Miss	L, 72-74
29	Fri.	Syracuse	W, 85-64

DECEMBER

B1G/ACC CHALLENGE

4	Wed.	WAKE FOREST	W, 76-54
7	Sat.	* at 6/6 Ohio State	L, 74-106
10	Tues.	* 4/4 MARYLAND	W, 76-69
14	Sat.	ALABAMA	W, 73-71
20	Fri.	CENTRAL CONN ST.	W, 87-58
29	Sun.	CORNELL	W, 90-59

JANUARY

4	Sat.	* vs. 23/25 Iowa	W, 89-86
		at The Palestra/Philadelphia	
7	Tues.	* at Rutgers	L, 61-72
11	Sat.	* WISCONSIN	L, 49-58
15	Wed.	* at Minnesota	L, 69-75
18	Sat.	* 21/19 OHIO STATE	W, 90-76
22	Wed.	* at Michigan	W, 72-63
29	Wed.	* INDIANA	W, 64-49

FEBRUARY

1	Sat.	* at Nebraska	W, 76-64
4	Tues.	* at 16/14 Michigan State	W, 75-70
8	Sat.	* MINNESOTA	W, 83-77
11	Tues.	* at Purdue	W, 88-76
15	Sat.	* NORTHWESTERN	W, 77-61
18	Tues.	* ILLINOIS	6:30 p.m. FS1
23	Sun.	* at Indiana	Noon FS1
26	Wed.	* RUTGERS	7 p.m. BTN
29	Sat.	* at Iowa	Noon BTN

MARCH

3	Tues.	* MICHIGAN STATE	7 p.m. ESPN/2
7	Sat.	* at Northwestern	4 p.m. BTN
Wed.-Sun	BIG TEN TOURNAMENT		BTN/CBS
11-15	Indianapolis, Ind.		

Rankings Associated Press / Coaches
All Times Eastern

HOME GAMES in CAPS | * Big Ten game

ILLINOIS FIGHTING ILLINI

Coach: Brad Underwood (Kansas State, 1986)

at Illinois: 42-48 (Third season)

Career Record: 151-75 (Seventh season)

2019-20 Record: 16-9, 8-6 Big Ten

Top Scorer

#11 Ayo Dosunmo, So., G - 15.8 ppg

Top Rebounder

#21 Kofi Cockburn, Fr., C - 9.0 rpg

Top Assists Leader

#11 Ayo Dosunmo, So., G - 3.3 apg

9 | PENN STATE NITTANY LIONS

Coach: Patrick Chambers (Philadelphia, 1994)

Penn State Record: 147-145 (Ninth season)

Career Record: 189-173 (11th season)

2019-20 Record: 20-5, 10-4 Big Ten

Top Scorer

#11 Lamar Stevens, Sr., F - 17.7 ppg

Top Rebounder

#24 Mike Watkins, Sr., F - 8.0 rpg

Top Assists Leaders

#5 Jamari Wheeler, Jr., G - 3.2 apg

#0 Myreon Jones, So., G - 3.0 apg

LAST GAME STARTERS

#	NAME	POS.	ELG.	PTS	REB	STAT VS. NU	NOTES
1	Seth Lundy	F	Fr.	4.8	2.4	3 pts, 1 reb, 1 stl	Started last 9, 10.5 ppg, 7-15 3-FG in last 2 gms
11	Lamar Stevens	F	Sr.	17.7	6.8	23 pts, 7 reb	National & B1G POTW, 40 car gms 20+ pts
21	John Harrar	F	Jr.	3.8	3.7	3 pts, 6 reb, 1a, 1 stl	22-31 (71%) FG% w/6.1 ppg, 3.9 rpg & 9a in 9 starts
2	Myles Dread	G	So.	8.3	3.2	16 pts, 4 3-FG, 4 reb, 4a	Started last 3: 12.0 ppg, 5.0 rpg, 3.7 apg & 5.5 A:T
5	Jamari Wheeler	G	Jr.	4.0	2.8	11 pts, 6 a, 4 reb, 2 stls	Leads B1G w/42 stls; 2.6 A:T ratio in last 6 gms

STAT COMPARISON

ILL	STATS	PSU
73.0	Scoring Average	77.5
65.2	Opponent Scoring Average	67.4
44.3	Field-Goal Percentage	44.7
41.6	Opponent Field-Goal Percentage	40.1
5.7	3-Pointers Per Game	8.2
31.1	3-Point Field Goal Percentage	33.6
33.3	Opponent 3-Point Field Goal %	31.8
73.5	Free Throw Percentage	69.2
40.1	Rebounds Per Game	39.1
31.4	Opponent Rebounds Per Game	37.1
13.3	Assists Per Game	14.8
12.8	Turnovers Per Game	11.6
2.8	Blocks Per Game	5.2
4.9	Steals Per Game	8.1

SERIES RECORD

Illinois leads the overall series vs. Penn State 28-19, but the Nittany Lions have won the last six, with three wins at home and three on the road. The Illini have an 11-10 edge over the Nittany Lions in University Park.

Series streak: Penn State, W6

Overall series: Illinois leads 28-19

At University Park, Pa.: Illinois leads 11-10

Last game: at University Park, Pa.

Penn State 72, Illinois 56, 3/10/2019

Chambers vs. Illinois: 7-4 (H: 4-1)

The last 15 seasons of the game results are on page 7 of these notes. Full list on page 181 of media guide.

BROADCAST INFO

WATCH: BTN and Fox Sports mobile app
Joe Davis (pxp) & Donny Marshall (analyst)

LISTEN: Penn State Sports Network

Steve Jones (pxp) & Dick Jerardi (analyst)

Affiliates: GoPSUsports.com/affiliates1920

Listen online: GoPSUsports.com/lionvision

SiriusXM | Sirius 138 | XM 196 | Internet 958

NITTANY LIONS' RECORD

	Overall	H	A	N	OT
Overall	20-5	13-1	5-3	2-1	-
Big Ten	10-4	5-1	4-3	1-0	-
November	6-1	4-0	1-0	1-1	-
December	5-1	5-0	0-1	-	-
January	4-3	2-1	1-2	1-0	-
February	5-0	2-0	3-0	-	-
March	0-0	0-0	0-0	0-0	-

STREAKS:

Overall Last Win: 2/15 vs. Northwestern (77-61)

W8 Last Loss: 1/15 at Minnesota (69-75)

Home Last Win: 2/15 vs. Northwestern (77-61)

W4 Last Loss: 1/11 vs. Wisconsin (49-58)

Away Last Win: 2/11 at Purdue (88-76)

W4 Last Loss: 1/15 at Minnesota (69-75)

Neutral Last Win: 1/4 vs. #23 Iowa (89-86)

W2 Last Loss: 11/27 vs. Ole Miss (72-74)

B1G Last Win: 2/15 vs. Northwestern (77-61)

W8 Last Loss: 1/15 at Minnesota (69-75)

STARTING 5

Penn State moved to No. 9 in Monday's Associated Press poll, tying the 1995-96 and 1953-54 teams for the highest ranking in program history.

With a 20th win Saturday, coach Patrick Chambers has guided Penn State to two 20-win seasons and has four 20-win seasons to his credit with two more in his two seasons at Boston Univ.

Penn State earned its 20th victory on Feb. 15, the earliest, by date, in program history. PSU now has six seasons in its Big Ten era (1992-present) and 12 all-time with at least 20 wins.

The Nittany Lions earned their 10th Big Ten Conference victory Saturday, the second-highest Big Ten win total in program history. The 1995-96 team finished with 12 wins and the 2008-09 team had 10, both in seasons with 18 league games.

Honors continue to roll in for senior forward Lamar Stevens during his stellar senior campaign. Stevens, a finalist for the Senior CLASS Award, was included on the midseason list of 30 players considered for the Citizen Naimsmith Trophy.

#CLIMBWITHUS

GoPSUsports.com



@PennStateMBB



pennstatebasketball



PennStateMBB

2019-20 PENN STATE NITTANY LIONS

NUMERICAL ROSTER

#	NAME	POS	CL	HT	WT	HOMETOWN	HIGH SCHOOL / LAST SCHOOL
0	Myreon Jones	G	So.	6-3	175	Birmingham, Ala.	Lincoln Academy (Ga.)
1	Seth Lundy	F	Fr.	6-6	219	Paulsboro, N.J.	Roman Catholic
2	Myles Dread	G	So.	6-4	215	Detroit, Mich.	Gonzaga (Washington D.C.)
4	Curtis Jones Jr.	G	Gr.	6-4	180	Richmond, Va.	Huntington Prep (W.Va./Okla. State)
5	Jamari Wheeler	G	Jr.	6-1	170	Live Oak, Fla.	Rock School
10	Kyle McCloskey	G	So.	6-5	212	Lower Gwynedd, Pa.	Germantown Academy
11	Lamar Stevens	F	Sr.	6-8	225	Philadelphia, Pa.	Roman Catholic
12	Izaiah Brockington	G	R-So.	6-4	200	Philadelphia, Pa.	Archbishop Ryan/St. Bonaventure
14	Patrick Kelly	F	Fr.	6-7	215	Raleigh, N.C.	IMG Academy
15	Trent Buttrick	F	Jr.	6-8	240	Bloomsburg, Pa.	Community School of Naples (Fla.)
20	Taylor Nussbaum	G	Jr.	6-2	175	South Salem, N.Y.	Cheshire Academy (Conn.)
21	John Harrar	F	Jr.	6-9	240	Wallingford, Pa.	Strath Haven
22	Grant Hazle	F	Sr.	6-6	194	Kingwood, Texas	Westbury Christian School
24	Mike Watkins	F	Sr.	6-9	257	Philadelphia, Pa.	Phelps School
33	Stephen Beattie	G	Sr.	6-2	180	Boalsburg, Pa.	St. Joseph's Academy

ALPHABETICAL ROSTER

#	NAME	POS	CL	HT	WT	HOMETOWN	HIGH SCHOOL / LAST SCHOOL
33	Stephen Beattie	G	Sr.	6-2	180	Boalsburg, Pa.	St. Joseph's Academy
12	Izaiah Brockington	G	R-So.	6-4	200	Philadelphia, Pa.	Archbishop Ryan/St. Bonaventure
15	Trent Buttrick	F	Jr.	6-8	240	Bloomsburg, Pa.	Community School of Naples (Fla.)
2	Myles Dread	G	So.	6-4	215	Detroit, Mich.	Gonzaga (Washington D.C.)
21	John Harrar	F	Jr.	6-9	240	Wallingford, Pa.	Strath Haven
22	Grant Hazle	F	Sr.	6-6	194	Kingwood, Texas	Westbury Christian School
14	Patrick Kelly	F	Fr.	6-7	215	Raleigh, N.C.	IMG Academy
4	Curtis Jones Jr.	G	Gr.	6-4	180	Richmond, Va.	Huntington Prep (W.Va./Okla. State)
0	Myreon Jones	G	So.	6-3	175	Birmingham, Ala.	Lincoln Academy (Ga.)
1	Seth Lundy	F	Fr.	6-6	219	Paulsboro, N.J.	Roman Catholic
10	Kyle McCloskey	G	So.	6-5	212	Lower Gwynedd, Pa.	Germantown Academy
20	Taylor Nussbaum	G	Jr.	6-2	175	South Salem, N.Y.	Cheshire Academy (Conn.)
11	Lamar Stevens	F	Sr.	6-8	225	Philadelphia, Pa.	Roman Catholic
24	Mike Watkins	F	Sr.	6-9	257	Philadelphia, Pa.	Phelps School
5	Jamari Wheeler	G	Jr.	6-1	170	Live Oak, Fla.	Rock School

COACHING STAFF

Head Coach: Patrick Chambers (Philadelphia '94)
Associate Head Coach: Keith Urgo (Fairfield '02)
Assistant Coach: Jim Ferry (Keene State '90)
Assistant Coach: Kevin Freeman (Connecticut '06)
Director of Basketball Operations: Ross Condon (Villanova '07)
Director of Player Development: David Caporaletti (Philadelphia '93)
Director of On-Campus Recruiting: Nicholas Colella (Penn State '13)
Athletic Trainer: Jon Salazer (Penn State '93)
Strength & Conditioning Coach: Greg Miskinis (Penn State '08)

PRONUNCIATIONS

Buttrick – BUH-Trick
 Harrar – final R is silent, HAIR-ah
 Myreon Jones – Myron
 Kyle McCloskey – Mic CLUS-key
 Lower Gwynedd -- Gwynn-ID

BY ELIGIBILITY

SENIORS (5)

33	Stephen Beattie	G
22	Grant Hazle	G
4	Curtis Jones Jr.	G
11	Lamar Stevens	F
24	Mike Watkins	F

JUNIORS (4)

35	Trent Buttrick	F
21	John Harrar	F
20	Taylor Nussbaum	G
5	Jamari Wheeler	G

SOPHOMORES (4)

12	Izaiah Brockington	G
2	Myles Dread	G
0	Myreon Jones	G
10	Kyle McCloskey	G

FRESHMENS (2)

1	Seth Lundy	F
10	Kyle McCloskey	G

BY STATE/COUNTRY

ALABAMA (1)

0	Myreon Jones	G
---	--------------	---

FLORIDA (1)

5	Jamari Wheeler	G
---	----------------	---

MICHIGAN (1)

2	Myles Dread	G
---	-------------	---

PENNSYLVANIA (7)

33	Stephen Beattie	G
12	Izaiah Brockington	G
35	Trent Buttrick	F
21	John Harrar	F
10	Kyle McCloskey	G
11	Lamar Stevens	F
24	Mike Watkins	F

NEW JERSEY (1)

1	Seth Lundy	F
---	------------	---

NEW YORK (1)

20	Taylor Nussbaum	G
----	-----------------	---

NORTH CAROLINA (1)

14	Patrick Kelly	F
----	---------------	---

TEXAS (1)

22	Grant Hazle	G
----	-------------	---

VIRGINIA (1)

4	Curtis Jones Jr.	G
---	------------------	---

QUICK FACTS

THE UNIVERSITY

Name	The Pennsylvania State University
Location	University Park, Pa. 16802
Founded	1855
Enrollment	46,270 (UP overall)
Nickname	Nittany Lions
Colors	Blue & White
Conference	Big Ten Conference
Division	NCAA Division I
Home Court (capacity):	Bryce Jordan Center (15,261)
President	Dr. Eric J. Barron
Vice President of Intercollegiate Athletics	Sandy Barbour
Deputy Athletic Director/Administration/	
Sport Administrator	Lynn Holleran
Ticket Office Phone	1-800-NITTANY

BASKETBALL HISTORY

First Year of Basketball:	1897
No. of Seasons	123 (124th in 2019-20)
All-Time Record	1,496-1,192
Big Ten Record	158-324 (28th season)
Record In BJC	248-144 (24th Season)
NCAA Tourney Years (Record)	9 (9-11); Last: 2011
NIT Years (Record)	11 (27-9); Last: 2018 Champs
CBI Years (Record)	1 (1-1); Last: 2014

COACHING STAFF

Head Coach	Patrick Chambers
Alma Mater	Philadelphia Univ. '94
Penn State Record (seasons)	147-145 (9th year)
Overall Record (seasons)	189-173 (11th year)
Basketball Office	814-865-5494
Associate Head Coach	Keith Urgo (Fairfield '02)
Assistant Coach	Jim Ferry (Keene State '90)
Assistant Coach	Kevin Freeman (Connecticut '06)
Director of Operations	Ross Condon (Villanova '07)
Director of Player Development	
	David Caporaletti (Philadelphia '93)
Director of On-Campus Recruiting	Nicholas Colella
Athletic Trainer	Jonathan Salazer
Strength & Conditioning Coach	Greg Miskinis

2019-20 TEAM

Letterwinners Returning/Lost	10 / 4
Starters Returning/Lost	4 / 1
Newcomers	*4

*includes Izaiah Brockington who sat out 2018-19 to comply with NCAA transfer rules.

2018-19	14-18 (H: 9-6; A: 4-9; N: 1-3)
2019 Big Ten Finish	7-13, t-10th
2019 Big Ten Tournament	0-1, Second Round

MBB CONTACTS

Associate Director, Strategic Communications	
MBB Contact:	Rose Pietrzak Carter
E-Mail	rose@psu.edu
Office / Cell	814-863-3163 / 814-441-8438
Twitter:	@PennStateMBB & @GoPSURose
Secondary Contacts	Ryan Snyder
E-Mail/Cell	rss5528@psu.edu / 814-441-9130
	Kevin Stoicovy
	kjs5540@psu.edu / 814-441-1670
Strategic Communications Office	814-865-1757
Bryce Jordan Center Press Row	814-863-3294
Website	GoPSUsports.com
Address	101 D Bryce Jordan Center, University Park, PA 16802-7101

RECORD AFTER 25 GAMES

The Nittany Lions have 20 victories, tied for the highest win total after 25 games in Penn State's Big Ten era (1992-present).

	25-Game Record
Big Ten Era	
1995-96	20-5
2019-20	20-5

RECORD AFTER 14 BIG GAMES

The Nittany Lions, with their 10 Big Ten Conference wins at the 14-game mark, own a share of the best record at this point in the schedule.

	14-Game B1G Record
Big Ten Era	
2019-20	10-4
1995-96	10-4

At the 15-game mark, four teams had winning records, two, including the 2019-20 team, under coach Patrick Chambers (1995-96: 11-4, 2019-20; 2017-18: 9-6 & 2008-09: 8-7).

SINGLE-SEASON BIG WINS

The 1995-96 edition of the Nittany Lions owns the record for most B1G wins in a single season with 12. Coach Patrick Chambers has one of the top two and four of the top seven B1G win totals.

Wins...Season	Coach
1. 12 1995-96	Jerry Dunn
2. 10 2019-20	Patrick Chambers
10 2008-09	Ed DeChellis
4. 9 2017-18	Patrick Chambers
9 2010-11	Ed DeChellis
9 1994-95	Bruce Parkhill
7. 7 2018-19	Patrick Chambers
7 2015-16	Patrick Chambers
7 2000-01	Jerry Dunn

BIG WINS

The Nittany Lions' win at Nebraska Feb. 1 added another chapter to Penn State's Big Ten basketball history. The sixth league win for coach Patrick Chambers and the Nittany Lions marked a fifth consecutive season with six or more Big Ten wins – four-straight years was a first-ever accomplishment for the program last season.

Current Streak with 6+ B1G Wins	
Season.....No.	
2019-20	* 10
2018-19	7
2017-18	9
2016-17	6
2015-16	7

* highest total in coach Patrick Chambers era

WHEN PENN STATE IS RANKED...

Penn State is 24-13 when playing as a team ranked in the Associated Press poll, a record which includes a 9-2 mark this season.

KENPOM / NET 2020

Current KenPom.com ratings have the Nittany Lions No. 11 overall. Penn State is 17th in the most recent NCAA NET rating.

Date	KP	NET	Date	KP	NET
Preseason	43	-	Jan. 20	28	35
Nov. 11	44	-	Jan. 27	23	27
Nov. 18	33	-	Feb. 3	16	24
Nov. 25	32	-	Feb. 10	14	19
Dec. 2	24	-	Feb. 17	11	17
Dec. 9	24	-			
Dec. 16	24	18			
Dec. 23	24	18			
Dec. 30	23	15			
Jan. 6	26	23			
Jan. 13	34	35			

HOME SWEET HOME

Penn State has a 13-1 mark in the Bryce Jordan Center in 2019-20, tied with the 2010-11, 2007-08 and 1999-2000 teams for third all-time with 13 wins in a single season.

1.	17	2008-09
2.	15	2017-18
3.	13	2019-20
	13	2007-08
	13	1999-00
	13	2010-11
7.	12	1997-98

FIVE MORE IN FEBRUARY

In 2018-19, Penn State recorded five wins in the month of February for the first time since the 1997-98 season. The last time the Nittany Lions had three-straight seasons with at least four wins in February was prior to PSU joining the Big Ten in 1991-92 (independent) and 1989-90 and 1990-91 (Atlantic 10).

Penn State has back-to-back five-win Februaries for the first time in its Big Ten era (1992-present).

Wins	Season	Coach	Conf.
5	2019-20	Patrick Chambers	Big Ten
5	2018-19	Patrick Chambers	Big Ten
4	2017-18	Patrick Chambers	Big Ten
7	1991-92	Bruce Parkhill	Ind.
4	1990-91	Bruce Parkhill	A-10
8	1989-90	Bruce Parkhill	A-10

ROADKILL

Penn State's four Big Ten road wins so far this season are the most in program history and came at venues where victories had been rare for the Nittany Lions. PSU now has 50 all-time Big Ten Conference road wins with 19 under coach Patrick Chambers.

Chambers is the only Nittany Lion coach to with at least three B1G road wins in four seasons.

2019-20 PENN STATE BIG ROAD WINS

Opponent		All Wins at Opp.	Games at Opp.
at Nebraska	W	2	10
at Michigan	W	3	24
at Michigan State	W	2	25
at Purdue	W	3	25

ROAD WARRIORS

Penn State is the only Big Ten team with a winning record (5-3) in true road games.

Wins at Michigan State and at Michigan in the same season marked a program first for the Nittany Lions. Penn State is the first Big Ten team to win road games at Michigan and Michigan State since the 2012-13 Indiana squad.

STRENGTH OF SCHEDULE

According to kenpom.com, Penn State plays one of the toughest schedules in the nation. In the most recent NCAA NET rankings (thru games of 2/16/2020), Penn State owns a No. 17 NET ranking and has played or will play 10 opponents (14 games) with NET scores in the top 40.

Rank / Opponent	NET	KenPom
Maryland	7	8
Michigan State (play 2x, 1-0)	12	10
Ohio State (play 2x, 1-1)	18	9
Michigan	26	14
Iowa (play 2x, 1-0)	28	21
Rutgers (play 2x, 0-1)	30	29
Wisconsin	31	28
Purdue	33	26
Alabama	36	46
Illinois	38	32
Georgetown	43	47
Minnesota (play 2x, 1-1)	44	31
Yale	57	50
Indiana (play 2x, 1-0)	63	49
Syracuse	65	55

2019-20 RECORD

At home	13-1
On road	5-3
Neutral	2-1
vs. Top-25 teams	4-1
Leading at the half	17-3
Trailing at the half	2-2
Tied at the half	1-0
Lead w/ 5:00 to play	17-1
Trail w/ 5:00 to play	2-4
Tied w/ 5:00 to play	1-0
In overtime(s)	
Wearing white	13-1
Wearing gray	1-1
Wearing blue	4-3
Wearing pink and black	2-0
Game decided by 1-5 pts	4-1
Game decided by 6-10 pts	3-2
Game decided 11-15 pts	5-1
Game decided by 16+ pts	8-1
PSU scores < 59 points	1-1
PSU scores 60-69 pts	1-2
PSU scores 70-79 pts	7-2
PSU scores 80-89 pts	9-0
PSU scores 90-99 pts	4-0
PSU scores 100+ pts	
Opp. scores < 59 pts	6-1
Opp. scores 60-69 pts	7-0
Opp. scores 70-79 pts	6-3
Opp. scores 80-89 pts	1-0
Opp. scores 90-99 pts	
Opp. scores 100+ pts	0-1
1 PSU player scores 10+	
2 PSU players score 10+	2-1
3 PSU players score 10+	7-4
4 PSU players score 10+	6-0
5 PSU players score 10+	4-0
6 PSU players score 10+	1-0
PSU outrebounds opp.	14-0
Opp. outrebounds PSU	5-5
Rebounds are equal	1-0
PSU has more turnovers	5-4
Opp. has more turnovers	13-1
Turnovers are equal	2-0
FG% over 40%	17-3
FG% less than 40%	3-2
Opp. FG% over 40%	10-4
Opp. FG% less than 40%	10-1
PSU outshoots opp.	16-2
Opp. outshoots PSU	4-3
In November	6-1
In December	5-1
In January	4-3
In February	5-0
In March	
On Sunday	1-0
On Monday	
On Tuesday	5-1
On Wednesday	3-2
On Thursday	1-0
On Friday	2-0
On Saturday	8-2

LAST TIME OUT

PSU LOGS EIGHTH-STRAIGHT WIN, 20TH OF SEASON

Penn State topped Northwestern 77-61 for its eighth-straight win and 20th of the season Saturday. Four Nittany Lions finished in double figures with Lamar Stevens leading the charge with 23.

The Nittany Lions connected on 11 3-point field goals vs. the Wildcats, their second-straight game with double-figures in treys, and crashed the boards with a +12 margin at 42-30.

Myles Dread had four 3-pointers in his second-consecutive game and finished with a season-best 16 points. Jamari Wheeler also turned in a season best with 11 points, with a career-best three treys.

Trailing by 18 points with 12:13 to play, Northwestern cut the Nittany Lions lead to seven with 5:16 remaining. A clutch triple by Dread on the Nittany Lions' next possession pushed the lead back to 10 with 4:43 to play. Dread's three-pointer sparked a 13-0 run for Penn State as the Nittany Lions secured their 10th Big Ten Conference win.

Penn State's long-range shooting erased an early Wildcats 7-3 lead as Seth Lundy and Stevens knocked down three consecutive treys to tie the game at 9-9. Chambers called timeout at the 3:43 mark to refocus his team.

Up by six, 25-19, with 8:14 left in the half, Penn State made five-straight field goals, all two-pointers, in a 10-0 run over 2:45 and pulled ahead for a 42-28 halftime lead.

Penn State's offensive rebounding prowess led to nine second-chance points and it did not allow a second-chance point for the Wildcats in the first half.

Pete Nance and Boo Buie led the Wildcats with 12 points each while Robbie Beran had seven rebounds.

STEVENS NAMED FINALIST FOR 2019-20 SENIOR CLASS AWARD

Lamar Stevens was named one of 10 finalists for the 2019-20 Senior CLASS Award. To be eligible for the award, NCAA Division I senior student-athletes must have notable achievements in four areas of excellence: community, classroom, character and competition.

A two-time All-Big Ten honoree, the Philadelphia, Pennsylvania, product, is one of only two active NCAA Division I student-athletes with at least 2,100 career points and 800 career rebounds. The Nittany Lions' leading scorer, Stevens has 110 career double-figure scoring games, with a current streak of 39 straight.

Stevens became just the third Nittany Lion in program history to score 2,000 or more points in a career when he eclipsed the mark against Nebraska on February 1. He now has 2,103 career points.

The acronym of "CLASS" stands for Celebrating Loyalty and Achievement for Staying in School. The CLASS Award focuses on the total student-athlete and encourages the use of their platform in athletics to make a positive impact as leaders in their communities.

Along with his contributions on the court, Stevens participates in various community service projects. He teaches the game of basketball through youth clinics and participates yearly in the Centre Region Down Syndrome Society Buddy Walk. He is also a member of the welcoming committee at the Special Olympics of Pennsylvania Opening ceremonies each summer. For three years, Stevens has volunteered at the Centre County United Way "Day of Caring."



BY THE NUMBERS

9

Penn State is ninth in the most recent AP poll, tied for its highest ranking ever, a No. 9 spot on Feb. 12, 1996, and at No. 9 in the 1953-54 final AP poll (March 22, 1954).

53.8

Penn State shot a season-high 53.8 in 3-point field goal percentage with a season-high 14 made on 26 attempts vs. Purdue.

60

Wins in the last three years under coach Patrick Chambers, highest total in any three-span since Penn State joined the Big Ten (1992).

92.1

Percentage of games won since the start of the 2015-16 season, when Penn State holds an opponent to a field goal percentage of 40.0 or less (record 52-5).

926

Career rebounds by senior forward Mike Watkins, which places him second on Penn State's all-time list.

2,103

Senior forward Lamar Stevens surpassed the 2,100 career point mark, one of only two active Division I players with at least 2,100 career points and 800 career rebounds.

4,145

Career minutes played by senior Lamar Stevens who has started in all 129 of his career games.

CLASS OF 2020 EARNS TOP-40 RANKING

Coach Patrick Chambers and the Penn State men's basketball program welcomed four new Nittany Lions to the family on national signing day Nov. 13, when they signed their National Letters of Intent to enroll at Penn State and play for the Nittany Lions. The class of 2020 recently earned a top-40 ranking from 247Sports.

DJ Gordon | 6-8 | G
Pittsburgh, Pa. | First Love Christian

Caleb Dorsey | 6-7 | F
Westminster, Md. | The Hill School

Valdir Manuel | 6-8 | F
Angola | Harcum College

Dallion Johnson | 6-3 | G
Haverhill, Mass. | Phillips Academy

Full press release is available here:
gopsusports.com/mbbclassof2020.



DJ GORDON
G | PITTSBURGH, PA.

VALDIR MANUEL
F | ANGOLA

CALEB DORSEY
F | WESTMINSTER, MD.

DALLION JOHNSON
G | HAVERHILL, MASS.

CLIMBING IN WINS COLUMN

With 147 victories in his ninth year at Penn State, coach Patrick Chambers is fifth on the list for total wins by a PSU men's basketball coach.

Coach	Wins	Seasons
1. John Egli	187	14
2. Bruce Parkhill	181	12
3. John Lawther	150	13
4. Burke Hermann	148	15
5. Patrick Chambers	147	9th
6. John Bach	122	10

MOST RANKED WINS

In guiding the Nittany Lions to 18 wins over Associated Press poll-ranked teams, coach Patrick Chambers has the most ranked wins of any Penn State men's basketball coach.

Total	Coach	Seasons
18	Patrick Chambers	8+
12	Jerry Dunn	8
11	Ed DeChellis	8

RANKED WINS IN A SEASON

The 2019-20 team joins the 2008-09 and 2000-01 teams with four wins over top-25 ranked teams in a single season.

Top-25 Wins	Season	Coach
4	2019-20	Patrick Chambers
4	2008-09	Ed DeChellis
4	2000-01	Jerry Dunn

RANKED WINS THIS YEAR

The Nittany Lions picked up four victories over top-25 teams by February 4, the earliest they have ever recorded four ranked wins. Penn State's four-straight ranked wins mark a program-first accomplishment.

Season	Consecutive Ranked Wins	Coach
2019-20	4	Patrick Chambers
1951-52	3	Elmer Gross
9 seasons	2	4x by Jerry Dunn

CHAMBERS' RANKED WINS

Coach Patrick Chambers has 18 victories over Associated Press ranked teams with now 13 occurring in the Bryce Jordan Center after the win over No. 21 Ohio State on Jan. 18.

Rank	Opponent	Result	Date
4	Maryland	76-69	12/10/19
4	Michigan	84-78	2/27/13
4	Iowa	79-75	2/17/16
6	Michigan	74-69	2/12/19
8	Ohio State	79-56	2/15/18
13	Virginia Tech	63-62	11/27/18
13	vs. Ohio State	69-68	3/2/18
13	at Ohio State	82-79	1/25/18
16	at Michigan State	75-70	2/4/2020
17	Maryland	78-61	2/27/19
21	Ohio State	90-76	1/18/20
21	Maryland	70-64	2/7/17
22	Indiana	68-63	2/6/16
22	Ohio State	65-63	2/27/14
22	Illinois	54-52	1/19/12
23	vs. Iowa (Palestra)	89-86	1/4/20
23	at Ohio State	71-70ot	1/29/14
24	Minnesota	52-50	1/14/17

WATKINS AMONG LION ELITE

Tallying his 1,000th career point in the Central Connecticut game, Mike Watkins became the 37th member of the 1,000-point scoring club. He is one of three Nittany Lions with at least 900 rebounds to go along with that scoring milestone.

	Career Points	Rebs
Jesse Arnelle (1952-55)	2,138	1,238
Mike Watkins (2016-pres.)	1,129	926
Lamar Stevens (2016-pres)	2,103	829
Mike Lang (1980-83)	1,014	912

STEVENS IN SELECT COMPANY

With his sixth point in the Nebraska win, Lamar Stevens joined Nittany Lion great Jesse Arnelle as one of only two Nittany Lions with at least 2,000 career points and 800 career rebounds. Stevens was the fastest Nittany Lion junior to 1,500 points and is only the fifth PSU player to collect 800 rebounds.

	Career Points	Rebs
Jesse Arnelle (1952-55)	2,138	1,238
Lamar Stevens (2016-pres.)	2,103	829

BIG NUMBERS IN BIG TEN

Lamar Stevens and Mike Watkins have earned All-Big Ten honors during their careers at Penn State and their stats in conference games are adding up to some B1G career numbers.

Watkins moved to the top of Penn State's list with the most career rebounds in Big Ten play with his 17 rebounds at Nebraska. He now has 531.

Stevens scored his 1,000th career point in Big Ten play vs. Ohio State Jan. 18 and is second on Penn State's Big Ten scoring list behind Nittany Lion all-time leading scorer Talor Battle.

PENN STATE BIG CAREER REBOUNDS LIST

	Reb	Avg.
1. Mike Watkins (2016-pres.)	531	7.7
2. John Amaechi (1992-95)*	496	9.4
3. Ross Travis (2011-15)	404	5.6

PENN STATE BIG CAREER POINTS LIST

	Pts.	Avg.
1. Talor Battle (2007-11)	1,209	16.8
2. Lamar Stevens (2016-pres.)	1,166	16.7
3. D.J. Newbill (2012-15)*	964	8.2

* three-season total

CAREER 30-POINT CLUB

Senior forward Lamar Stevens added his name to Penn State's all-time list with his 33-point outing vs. Minnesota for his third career 30-plus point game. He becomes the eighth Nittany Lion with three or more 30-plus point games. With his three, Stevens is tied for sixth with D.J. Newbill, (2012-15), Jeff Persson (1966-68), Earl Hoffman (1961-63) and Ron Brown (1971-74)

FIRST-HALF FIELD GOAL HIGH

Penn State had 21 field goals in the first half vs. Central Conn. State Dec. 20, the highest total in any half in the Patrick Chambers era. The Nittany Lions had 20 field goals in two halves in the 2017-18 season.

FIRST-HALF HIGH IN THREES

The Nittany Lions' 10 first-half 3-point field goals recorded at Purdue are the most in the coach Patrick Chambers era.

TREY-MENDOUS

Since 2011-12, Penn State has had 78 games, with nine or more 3-point field goals.

The top nine single-game totals in the Chambers era have occurred since 2016-17 with the 14 against Purdue Feb. 11 tying the top mark with 14 in 2017-18. PSU's single-game record is 15.

Season	Games with 9+ Threes	High Team Total
2019-20	11	14
2018-19	10	12, 2x
2017-18	14	14
2016-17	8	13
2015-16	12	11
2014-15	7	11
2013-14	9	10
2012-13	1	10
2011-12	7	11

POINTS RISING

Just one of the indicators of Penn State's increase in its offensive output was the setting of the program's record for points scored overall (2,833) and in the Big Ten (1,297) in 2017-18, with the Nittany Lions breaking their own league scoring record from 2016-17.

The 2017-18 points per game average of 74.7 (at season's end) was the highest since the 2000-01 season (76.8), highest under Chambers, and a 12.9-point difference from Chambers' first season in 2011-12. The program record is 78.7 ppg, set in the 1954-55 season.

Season Record	FG%	Season Avg.
2019-20	20-5	44.7
2018-19	14-18	41.7
2017-18	26-13	46.1
2016-17	15-18	41.4
2015-16	16-16	40.7
2014-15	18-16	42.0
2013-14	16-18	42.8
2012-13	10-21	39.5
2011-12	12-20	39.3

NONCON SEASON SCORING

Penn State finished the nonconference portion of its schedule with a 10-1 record and an 81.4 points-per-game scoring average. That 81.4 ppg average is the highest in coach Patrick Chambers' nine years and best since an 84.0 team ppg average for the 1995-96 season.

UNDER 40

Penn State lost a rare game when it held Minnesota to less than 40 percent shooting from the field (38.3). Penn State came back with outstanding defensive efforts at Michigan (38.3), vs. Indiana (33.3) and at Nebraska (38.7), keeping three-straight Big Ten Conference opponents below 40 percent for the first time since the 2015 Big Ten Tournament (Nebraska, Iowa & Purdue).

The Nittany Lions have won 91.2 percent of their games with a 52-5 record in the last four years (2015-present) when it holds its opponent to a field goal percentage of less than 40 percent.

Season	Opponents FG% < 40%	Record
2019-20	11	10-1
2018-19	9	8-1
2017-18	15	15-0
2016-17	10	9-1
2015-16	12	10-2
	57	52-5

Since the start of the coach Patrick Chambers era in 2011-12, Penn State is 88-20 when holding opponents to a field goal percentage below 40 percent for an 81.5 winning percentage.

BACK-TO-BACK LESS THAN 60

In its final two games of 2019, Penn State held back-to-back opponents, Central Connecticut and Cornell, to less than 60 points. The Nittany Lions have accomplished this feat 11 times since the start of the 2011-12 season.

Overall, the Nittany Lions have held seven opponents to 60 points or less in 2019-20. Since 2011-12, two seasons have witnessed 14 opponents scoring 60 points or less, 2014-15 and 2017-18.

ON THE DEFENSIVE

In 2018-19, the Nittany Lions kept 25 of 32 opponents below their scoring averages (entering the game), holding 13 teams below their average by double digits and two teams 20 points below.

Penn State retains that defensive edge in 2019-20, 17 teams during the season have been held below their respective scoring averages, not including UMES in the season opener, five by double digits. Sixteen of the 25 opponents have been held to 70 points or less.

OPPONENT TO TOTALS / SCORING AVG.

Opponent	TO	PPG Avg.	Pts vs. PSU
UMES	19	opener	46
Wagner	18	71.0	64
Georgetown	21	85.0	66
Bucknell	14	74.5	70
Yale	16	80.8	56
Ole Miss	15	75.0	74
Syracuse	12	72.3	64
Wake Forest	20	74.9	54
Maryland	20	77.9	69
Alabama	10	79.4	71
Cornell	17	65.0	59
Rutgers	14	73.7	72
Wisconsin	9	68.6	58
Michigan	13	78.2	63
Indiana	18	74.7	49
Nebraska	13	72.1	64
Michigan State	15	76.5	70
Northwestern	11	65.0	61

50-50-50

Penn State grabbed 57 rebounds vs. Syracuse, the highest team total in the coach Patrick Chambers era, and the first time since the 2011-12 season the Nittany Lions had 50 or more in a game.

Versus Wake Forest, Penn State collected 52 team rebounds for back-to-back games with more than 50 boards for the first time since November 2007. Penn State added a third game with at least 50 rebounds with a 50-board game vs. Alabama.

Season	Rebs	Opponent	Date
2019-20	57 *	Syracuse	11/29/19
	52 *	Wake Forest	12/4/19
	50	Alabama	12/14/19
2012-13	50	Duquesne	12/29/12
2009-10	52	UMBC	12/8/09
2007-08	53 *	Canisus	11/16/07
	54 *	South Carolina	11/22/07
2006-07	53	VMI	12/30/06
2004-05	51	Western Carolina	11/15/04
	53	Sacred Heart	11/27/04
1995-96	57	Morgan State	11/25/95
	50	VMI	11/30/95
1994-95	51	Mt. St. Mary's	11/25/94
	50	at Iowa	3/23/95

*back-to-back games

THESE (REBOUNDS) GO TO 11

Mike Watkins had 16 rebounds in Penn State's win over Syracuse and, of that season-best total, 11 were on the offensive end. He became only the second Nittany Lion to record double-figures in offensive rebounds in the last 17 years. Aaron Johnson had 11 offensive and 13 defensive for 24 total vs. Western Carolina on Nov. 15, 2004.

ESPN

BEST COACHES AT DEVELOPING TALENT

V	JAY WRIGHT	1
U	LARRY KRYSKOWIAK	2
G	TOM IZZO	3
S	FRANK MARTIN	4
N	ROY WILLIAMS	5
H	CHRIS HOLTMANN	6
C	PATRICK CHAMBERS	7

Last fall, ESPN.com released its list of major collegiate coaches who excel at developing talent with Nittany Lion coach Patrick Chambers ranked in the No. 7 spot. The rankings were compiled from player improvement data from the 2010-11 through 2017-18 seasons.



ON THE BOARDS

Penn State's hallmarks are defense and rebounding and the Nittany Lions have outrebounded 14 opponents so far this season with a 14-0 record in those games, including a 30-29 advantage over Ohio State, an opponent season low.

Penn State recorded an equal total in one contest for a +2.0 rebound margin overall.

The Nittany Lions recorded a positive rebound margin at +2.1 for all games in 2018-19, the fifth time in eight seasons. The 2017-18 and 2018-19 seasons had the top two margins in back-to-back years in the Chambers era.

Season	# Gms + Reb	PS Reb Avg.	Opp Reb Avg.	Mar
2019-20	14	39.1	37.1	+2.0
2018-19	19	36.5	34.4	+2.1
2017-18	23	35.5	33.0	+2.5
2016-17	11	35.4	38.8	-3.4
2015-16	13	34.7	36.0	-1.3
2014-15	18	35.3	35.8	-0.5
2013-14	16	35.2	34.5	+0.7
2012-13	16	34.9	33.5	+1.4
2011-12	19	33.9	32.0	+1.9

MOVIN' ON UP

Both Lamar Stevens and Mike Watkins currently rank in the top three of the Nittany Lions' lists for scoring and rebounding, respectively.

PENN STATE CAREER REBOUNDS LIST

	Rebs	Avg.
1. Jesse Arnelle (1952-55)	1,238	12.3
2. Mike Watkins (2016-pres.)	926	8.1
3. Mike Lang (1980-83)	912	8.3

PENN STATE CAREER SCORING LIST

	Points	Avg.
1. Talor Battle (2007-11)	2,213	16.5
2. Jesse Arnelle (1951-55)	2,138	21.0
3. Lamar Stevens (2016-pres.)	2,103	16.3

HALF & HALF

With his 21 points in the second half vs. Bucknell, senior forward Lamar Stevens matched his career-high scoring mark for a half vs. Duquesne last season (12/19/2018).

For the fifth time in 2019-20, and third time in four games, Stevens recorded double figures in each half with 10 in the first and 13 in the second vs. Northwestern.

Stevens has scored 10+ points in 99 halves of basketball in his career. Listed below are Stevens' 10+ scoring halves broken up by first or second half with his high-half total listed for each season.

Year	10+ Points		High Pts in Half
	1H	2H	
2019-20	10	12	21 (2H) Bucknell
2018-19	17	19	21 (2H) Duquesne
2017-18	12	15	16 (1H-2x), (2H-4x)
2016-17	6	8	16 (2H), Texas A&M
Total halves	45	54	= 99

STEVENS IN SC TOP 5

With a thunderous dunk off a glass pass from Jamari Wheeler, senior forward Lamar Stevens made SportsCenter's top five plays of the day on opening night, Nov. 5.

STEVENS IN TOP 10

Stevens claimed the No. 9 spot on SportCenter's top-10 plays on Nov. 19 with a reverse dunk early in the second half.

STEVENS IN TOP 10, PART 2

Stevens already ranks in the top 10 of several Penn State career lists:

Category	Rank	Statistic
Field Goals	1	767 made
Free Throws	2	487 made
Scoring	3	2,103 points
Rebounds	4	829 rebounds
Blocked Shots	5	119 blocks
Scoring Avg.	t-7	16.3 ppg

STEVENS IN TOP 10, (AGAIN)

With his gravity-defying windmill dunk, Stevens was featured as SportsCenter's No. 9 play of the day on Dec. 20.

STEVENS IN NCAA CAREER RANKINGS

While Stevens is climbing up the Penn State career charts, he's making his mark on some NCAA active career lists as well.

STEVENS' NCAA ACTIVE D-1 CAREER RANK

STAT	RANKING	VALUE
Consecutive Games Started	2	129
Field Goals Made	5	767
Total Points	8	2,103
Free Throws Made	12	487
Rebounds	20	829
Games Played	24	129

ILLINOIS SERIES

LAST 15 SEASONS VS. ILLINOIS

Date	Location	PS Pts	ILL Pts	Result
1/12/2005	A	64	90	L
2/16/2005	H	63	83	L
2/4/2006	A	66	65	W
2/24/2007	H	50	68	L
3/8/2007	N	60	66	L-BTT
1/6/2008	A	68	64	W
2/16/2008	H	52	51	W
3/13/2008	N	63	64	L-BTT
2/18/2009	A	38	33	W
3/5/2009	H	64	63	W
1/12/2010	A	53	54	L
1/27/2010	H	67	77	L
1/11/2011	H	57	55	W
2/1/2011	A	51	68	L
1/19/2012	H	54	52	W
2/21/2013	A	59	64	L
1/4/2014	A	55	75	L
2/9/2014	H	55	60	L
1/31/2015	A	58	60	L
3/6/2016	H	86	79	W-2OT
1/28/2017	H	71	67	W
2/11/2017	A	83	70	W
2/11/2018	A	74	52	W
2/23/2019	A	83	76	W
3/10/2019	H	72	56	W

Series streak: Penn State, W6

Overall series: Illinois leads 28-19

At University Park, Pa.: Illinois leads 11-10

Last game: at University Park, Pa.

Penn State 72, Illinois 56, 3/10/2019

Chambers vs. Illinois: 7-4 (H: 4-1)

BIG TEN OPPONENTS

	B1G Reg Season	BTT	Overall
Illinois	16-25	0-3	19-28
Indiana	10-35	2-2	12-39
Iowa	16-27	1-1	18-30
Maryland	4-5	--	12-14
Michigan	11-34	2-1	14-36
Michigan State	7-34	2-1	9-39
Minnesota	15-31	0-4	15-37
Nebraska	7-8	2-0	11-9
Northwestern	31-16	2-2	33-19
Ohio State	15-32	2-4	19-39
Purdue	12-35	0-3	13-39
Rutgers	5-4	--	42-33
Wisconsin	9-38	1-1	10-39
TOTAL	158-324	14-22	227-401



SUOTAMO GOES FROM HARDWOOD TO HOLLYWOOD

When Nittany Lion basketball student-athlete and two-time All-Academic Big Ten pick Joonas Suotamo included in his profile information that his dream job would be “any part of the movie industry,” he probably would have not believed he’d be playing one of the most recognizable roles of all time. When looking to cast for Chewbacca, Disney contacted the Finnish basketball team and found the perfect fit in Suotamo. The former forward was back in that role in “Star Wars Episode IX: The Rise of Skywalker” which to date has grossed \$1.067 billion worldwide.

WATKINS' RANKINGS NCAA CAREER TOP 10

Senior Mike Watkins possesses the No. 1 spot on the NCAA Division I active career blocked shots list (games played through Feb. 16) and ranks in the top 20 in four other categories.

WATKINS' NCAA ACTIVE D-1 CAREER RANK

STAT	RANKING	VALUE
Total Blocked Shots	1-1	263
Rebounds	6	926
Double-Doubles	9	33
Blocked Shot Average	11	2.31
Field Goal Percentage	21	60.3
Rebound Average	31	8.1

STAYING ON TOP

In his first year, Mike Watkins set the freshman mark for rebounds (267) and also claimed the top spot for career field goal percentage at 59.0 percent following his rookie campaign. Watkins is currently at a 60.3 career field goal percentage, which places him 21st on the NCAA Division I active career list.

PENN STATE CAREER FG PERCENTAGE

	PCT	FGM	FGA	
1.	60.3	467	774	Mike Watkins, 2016-pres.
2.	58.3	539	924	Jarrett Stephens, 1996-00
3.	54.6	301	551	Andrew Jones, 2008-11

ANOTHER TOP SPOT

Watkins' 2017-18 season field goal percentage of 68.5 (146-213) also gave him the top spot on the Nittany Lions' season percentage chart. He owns two of the top-10 single-season marks in Penn State history with the No. 8 spot from his rookie campaign.

After missing the remainder of 2017-18 with a knee injury, Watkins was just shy of the NCAA games played requirement of 75 percent (74.3%) to qualify for final season statistical rankings.

However, he was the Big Ten stat champion for his 70.0 percent field goal percentage in league games and his 68.5 single-season mark qualified with a minimum 125 made field goals for No. 2 on the Big Ten's all-time individual top 10.

MIKE SWAT-KINS

Senior Mike Watkins, who stands second behind Calvin Booth on the Nittany Lions' all-time blocked shot list, hit the 200 career mark with his first block in the season opener vs. Maryland Eastern Shore. He has 263 which currently ranks first among the NCAA's Division I active career leaders.

Watkins blocked 90 shots his freshman season (2.7 bpg) and owns a 2.31 per game career average (11th among NCAA Div. I career leaders), the second-highest career average in Penn State history.

DOUBLE-DOUBLE MACHINE

Mike Watkins took sole possession of the No. 2 spot on Penn State's double-double list in the season opener vs. UME (list tabulated beginning with the 1976-77 season) and he now has seven for the season for 32 for his career.

Watkins set the freshman record for double-doubles with eight in 2016-17.

PENN STATE DOUBLE-DOUBLES LIST

TOT		
1.	38	John Amaechi (3 yrs., 1992-95)
2.	33	Mike Watkins, 2016-present

8 IN THE 1K CLUB

During coach Patrick Chambers' tenure at Penn State, eight Nittany Lions have added their names to the 1,000-point career scoring list for a current total of 11,745 points. Three Nittany Lions finished their careers in the top 10: Tim Frazier (1,543), D.J. Newbill (1,812), Shep Garner (1,629) with Stevens at No. 3 with 2,103 points. Brandon Taylor (1,289), Tony Carr (1,161), Josh Reaves (1,079) and now Mike Watkins (1,129) all added their names to the list in their final seasons.

In 2017-18, Carr and Stevens became the first- and second-ever Nittany Lion sophomores to reach the milestone.

20 FOR THE BIG TEN

The Big Ten Conference moved to a 20-game schedule beginning with the 2018-19 season, becoming the first conference to play 20 league games in the history of Division I basketball. Each team plays seven opponents twice and six teams once (three home, three away) in a given season.

2019-20 PENN STATE B1G SCHEDULE

Double Play	Single Play
Indiana	Illinois (H)
Iowa	Maryland (H)
Michigan State	Michigan (A)
Minnesota	Nebraska (A)
Northwestern	Purdue (A)
Ohio State	Wisconsin (H)
Rutgers	

CHARLESTON CLASSIC FOR NOVEMBER 2020

A schedule change moved Penn State's participation in the Charleston Classic, originally scheduled for this season, to November 2020.

The 2020 Charleston Classic (November 19, 20 and 22) will be held at TD Arena in Charleston, S.C., and include the College of Charleston, Florida State, Houston, Oklahoma State, Penn State, Seton Hall, Tennessee and VCU.

Additional information can be found at www.charlestonclassic.com.

GRADUATION SUCCESS RATE ABOVE NATIONAL AVERAGE

The NCAA's annual graduation rates study of institutions across the nation revealed Penn State student-athletes at the University Park campus earned a Graduation Success Rate (GSR) of 91 percent to break the school's all-time record of 90, which was previously set in the 2010, 2017 and 2018 NCAA reports. Nittany Lion students posted a 91 percent graduation rate compared to the 88 percent average for all Division I institutions for students entering from 2009-10 through the 2012-13 academic year.

Penn State student-athletes have delivered a Graduation Success Rate in the 88-91 percent range during each of the past 13 NCAA reports, improving from 88 percent in the 2015 report, to 89 percent in 2016, to 90 percent in 2017 and 2018, and a record-breaking 91 percent figure in 2019.

Men's Basketball was among the 18 Nittany Lion teams at or above the Division I sport average and one of 12 squads that posted a Graduation Success Rates at least five points higher than the national average for their sport (90 to 83, +7). For the 10th consecutive year, the Penn State football (86 percent compared to 78 percent), Nittany Lion basketball (90 to 83) and Lady Lion basketball (92 to 91) teams all earned four-year Graduation Success Rates higher than the national average for their respective sports.

The four-year average for University Park students was 85 percent, exceeding the 66 percent rate for all students nationwide by 19 points.

ALL IN THE FAMILY

Participating in sports has been a big part of the families of eight Nittany Lions who have had either parents or siblings compete at the collegiate level. Three sons followed in their fathers' footsteps on the hardwood: Izaiah Brockington (Antoine, Copin State); Myles Dread (Aaron, Millersville) and Lamar Stevens (Lou, Widener). Seth Lundy's older brother, Xavier, played basketball at Rider.

Grant Hazle's sister, Madeline, completed a four-year career as a member of Wisconsin's women's swimming team in 2017. Both of Curtis Jones Jr.'s parents were student-athletes at Howard as Curtis Sr. played football, and mother, Tara (Irvig), played for the Bison women's tennis team. Patrick Kelly's late father, Pat, was a member of Syracuse's 1987 undefeated football team and then played in the NFL.

Four members of Kyle McCloskey's immediate family were involved in athletics including three Nittany Lion letterwinners. Father, Mike, was a tight end for Penn State (1979-82) and played on the 1982 national championship team before continuing his career in the NFL. Kyle's mother competed in track and field and his sister, Megan, was also a member of the Nittany Lion track and field team. Another sister, Kiernan, was a four-year letterwinner in basketball at Lehigh.

THE 2019-20 PENN STATE BASKETBALL STORY

"The Penn State Basketball Story" is the digital series available on GoPSUsports.com/lionvision with highlights on the team's social media accounts. "The Penn State Basketball Story" will offer a view of the Nittany Lions' practices and preparation for games, perspectives from the Penn State coaches and game action from this season. The second episode of "The Penn State Basketball Story" was released Jan. 24 and can be viewed at GoPSUsports.com/watch.

PENN STATE COACHES SHOW PRESENTED BY PEPSI

"The Penn State Coaches Show Featuring Patrick Chambers Presented by Pepsi" is broadcast live on 40-plus affiliates and on LionVision on GoPSUsports.com each season. Fans can listen to encore presentations of this season's shows at GoPSUsports.com/lionvision.

Steve Jones, the radio play-by-play voice of the Nittany Lion basketball and football teams, is host of "The Penn State Coaches Show Presented by Pepsi" and was joined by Roger Corey, who also hosts the Penn State Sports Network's football pre-game Tailgate Show.

Games and all programs are available live at 6:05 p.m. ET each scheduled broadcast date and as encore broadcasts for free online and on the GoPSUsports mobile app.

The Penn State Sports Network is syndicated by Penn State Sports Properties, a property of Learfield Sports.

UPCOMING SHOWS

Thursday, Feb. 20, 6:05 p.m.

Thursday, Feb. 27, 6:05 p.m.

Thursday, March 5, 6:05 p.m.

Monday, March 9, 6:05 p.m.

PENN STATE SPORTS NETWORK

Forty radio stations in Pennsylvania, Ohio and West Virginia will carry Nittany Lion Basketball games during the 2019-20 season. Radio announcer Steve Jones, in his 38th year with Penn State, will handle the play-by-play with USBWA Hall of Famer Dick Jerardi serving as analyst. Broadcasts begin 30 minutes prior to tip-off with the "Penn State Bookstore Pregame Show." Broadcasts conclude with the PA Propane Association Postgame Show featuring coach and player interviews, game statistics and scores from around the nation.

Broadcasts are also available on SiriusXM with channels for each game announced in game notes. A station carrying a partial schedule is denoted with an asterisk (*).

City/Market	Station	Signal
Allentown/ Bethlehem/ Easton*	WAEB	790-AM
Altoona	WTNA	1430-AM
Apollo	WXJX	101.3-FM
Avoca	WILK	103.1-FM
Beaver Springs	WNNA	106.1-FM
Bedford	WAYC	1600-AM
Bloomsburg	WHLM	930-AM
Canton	WHGL	100.3-FM
Clearfield	WCPA	900-AM
Corry	WWCB	1370-AM
DuBois	WQQP	95.9-FM
Erie	WPSE	1450-AM
Greensburg	WXJX	98.7-FM
Harrisburg	WHGB	1400-AM
Harrisburg	WHGB	95.3-FM
Harrisburg	W237BR	95.3-FM
Hazleton	WKZN	1300-AM
Huntingdon	WHUN	103.5-FM
Lansdale	WNPV	1440-AM
Lebanon	WLBR	1270-AM
Lewistown	WMRF	95.7-FM
New Castle/Sharon/ Youngstown*	WJST	1280-AM
Oil City	WKQW	1120-AM
Philadelphia	WPHT	1210-AM
Pittsburgh	WPIT	730-AM
Pottsville	WPPA	1360-AM
Reading	WEEU	830-AM
State College (flagship)	WQWK	1450-AM
	WQWK	103.7-FM
Strattonville/Clarion	WKFT (WZDB)	101.3-FM
Sunbury	WKOK	1070-AM
Troy	WTZN	1310-AM
Tyrone	WTRN	1340-AM
Tyrone	WTRN	100.7-FM
Wellsboro	WNBT	104.5-FM
Wheeling, W.Va.	WRQY	96.5-FM
Wilkes-Barre	WILK	980-AM
Williamsport	WRAC	1400-AM
Williamsport/Hughesville	WRKK	1200-AM
York	W230CQ	93.9-FM
York / Red Lion	WGLD	1440-AM

HEAD COACH PATRICK CHAMBERS



Records

Career
189-173
(11th year)

Penn State
147-145
(Ninth year)

Season
Ninth

Alma Mater
Philadelphia '94

Hometown
Newtown Square,
Pennsylvania

Family
Wife: Courtney

Children:
Grace, Ryan,
Caitlin & Patrick

Experience

2004-05
Villanova
Director of Operations

2005-08
Villanova
Assistant Coach

2008-09
Villanova
Associate Head Coach

2009-11
Boston University
Head Coach

2011-present
Penn State
Head Coach

Playing Experience

1990-94
Philadelphia

Played for
Naismith Basketball
Hall of Fame Coach
Herb Magee

All-time assists leader

As Patrick Chambers challenges his Nittany Lion student-athletes to get better each and every day, he also challenges himself daily to become a better coach and leader. Chambers has spent the last eight years at Penn State establishing a culture of teamwork and excellence, supported by pillars of accountability, faith, humility, gratitude, and passion that is built on a foundation of a positive attitude.

No one could set higher expectations for Nittany Lion basketball than Chambers himself. Competing for Big Ten championships is just one of his many goals, and the journey has produced several "firsts" and "bests" for this Penn State program.

En route to seven wins in their last 10 conference games in 2018-19, the Nittany Lions won five contests in February, the most in that month since the 1997-98 season. Chambers has now compiled 127 victories in his eight seasons at Penn State to rank fifth all-time in coaching wins, the most in any eight-year span in the Big Ten era.

Those victories are celebrated, as is the commitment Chambers makes to the Coaches vs. Cancer mission and the organization's long-time affiliation with the Penn State basketball program.

At the 2019 Final Four, Chambers was honored with the Coaches vs. Cancer Collegiate Champion Award and he accepted the award on behalf of the local committee members, volunteers and sponsors who helped make Coaches vs. Cancer of Penn State one of the top chapters in the nation. CVC-Penn State surpassed the \$3 million mark for net funds raised in fall 2018 with continued support for those in the Centre Region affected by cancer.

Milestones on the court were achieved as well, as the Penn State basketball program took a big step in the pursuit of consistent, sustainable success in 2017-18.

By the end of December, the Nittany Lions reached double-digits in wins and in January, the Nittany Lions stepped into the spotlight, defeating No. 13 Ohio State at Value City Arena, one of only two teams in the nation to accomplish that feat in 2017-18.

The relentless attitude the Nittany Lions possess is paying off: Penn State defeated three top-20 ranked opponents in back-to-back seasons for the first time ever. The 2017-18 season included a 23-point win over a top-10 team, the largest margin of victory over a ranked team in program history. The crowd, unsurprised by the big win at the BJC, swept onto the court to celebrate with the Nittany Lions.

Penn State racked up nine Big Ten Conference wins, the most, to date, in the Chambers era by the end of February 2018. A week later, Penn State picked up its 20th and 21st wins, the latter coming at the earliest point ever for the Nittany Lions. Chambers added those two wins in the 2018 Big Ten Tournament, with a total of five hard-fought Big Ten tournament wins in his tenure, tied with Ed DeChellis for the most by a Penn State coach.

Playing their best basketball in March, Chambers' squad registered seven wins against only one loss and won the National Invitation Tournament title. Penn State defeated teams from the Atlantic Coast, Atlantic 10, Big East, Pac-12 and Southeastern conferences with an average scoring margin of 10.4 points per game in NIT contests.

Dozens of records were broken and the increase in offensive production saw Penn State score 70 points or more in 29 games, while the stalwart defense, a Chambers' hallmark, frustrated opponents. Fourteen teams in 2017-18 failed to score more than 60 points against the Nittany Lions.

Individual records were rewritten as well, as Shep Garner broke the 23-year-old Big Ten single-season record for 3-pointers with 120 and etched his name in the Penn State yearbook for both the single-season and career mark. Tony Carr became the first Penn State men's sophomore to reach the 1,000-point career mark with Lamar Stevens becoming the second to achieve that milestone.

A Philly native, Chambers was introduced as the 12th head coach in program history June 6, 2011, and has poured his

passion and energy into building the Nittany Lion program. On Feb. 12, 2019, Penn State knocked off No. 6 Michigan in the Bryce Jordan Center and Chambers earned his 122nd win at Penn State, for fifth on the program's all-time win list.

Chambers has sent Reaves, Carr, Garner, Frazier, Newbill and numerous other players into the professional ranks. Carr was the first Nittany Lion drafted since 1999. Frazier (2009-14) an NBA veteran, is now with the Detroit Pistons, and Newbill (2013-15) signed a new contract to play for the National Basketball League's Cairns Taipans.

AT BOSTON UNIVERSITY

Chambers came to Penn State after two years at Boston University, where in 2010-11 he led the Terriers to the America East Conference Championship and the program's first NCAA Tournament berth in more than a decade. He posted a 42-28 record, becoming the only coach in BU history to earn 20 wins in each of his first two seasons and the fastest in program history to win a conference championship.

AT VILLANOVA

A native of Newtown Square, Pa., Chambers previously played for and coached with two of the nation's most successful college coaches. From 2004-09, he was a member of Wright's staff at Villanova, serving as associate head coach in 2008-09. He helped the Wildcats earn four NCAA Sweet 16 appearances and advance to the 2009 NCAA Final Four. Chambers played for Magee at Philadelphia University (formerly Philadelphia Textile), helping Magee become college basketball's all-time victories leader (941) and a 2011 Naismith Basketball Hall of Fame inductee.

During Chambers' five seasons on Wright's Villanova staff, he was instrumental in helping lead the Wildcats to a 126-45 record (.737), including the then-single-season win record of 30-8 in 2008-09. In 2008, Chambers helped lead the Wildcats to the 2009 NCAA Final Four, a first in 24 years, and saw Villanova advance to the Sweet 16 for the fourth time in its five NCAA Tournament appearances.

AT PHILADELPHIA

Chambers joined the NCAA Division II Philadelphia University's basketball team as a walk-on in 1990 and went on to have an outstanding career under Magee. He became the team's starting point guard, earning first-team All-ECAC honors, and helped lead the Rams to four NCAA Division II Sweet 16 appearances and two Elite Eight appearances. He still holds the school record for career assists with 709.

THE CHAMBERS FAMILY

The Chambers family is well represented at Penn State basketball games. Chambers and his wife, Courtney, have four children, Grace, Ryan, Caitlin and Patrick and three of Chambers' 11 siblings are Penn State graduates – brothers, Chris and Joe, and a sister, Megan, who resides in State College.

CHAMBERS' COACHING RECORD

PENN STATE

Year	Record	Conf. / Finish	Postseason
2019-20	20-5	10-4	
2018-19	14-18	7-13 / 10th	
2017-18	26-13	9-9 / t6	NIT Champion
2016-17	15-18	6-12 / t12th	
2015-16	16-16	7-11 / 10th	
2014-15	18-16	4-14 / 13th	
2013-14	16-18	6-12 / t10th	CBI Quarterfinals
2012-13	10-21	2-16 / 12th	
2011-12	12-20	4-14 / t11th	
Totals	147-145	55-105	

BOSTON UNIVERSITY

Year	Record	Conf. / Finish	Postseason
2010-11	21-14	12-4 / 2nd	NCAA Tournament
2009-10	21-14	11-5 / 4th	CBI Semifinals
Totals	42-28	23-9	

OVERALL TOTALS

11th season	189-173	.522	78-114	.406	NCAA (1), NIT (1) CBI (2)
-------------	---------	------	--------	------	------------------------------

CAREER LISTS

CAREER SCORING (Top 20 1,000-plus)

	PTS	FGM	3FG	FTM	
1.	2,213	722	317	452	Talor Battle, 2007-11
2.	2,138	738	-	662	Jesse Arnelle, 1951-55
3.	2,103	767	82	487	Lamar Stevens, 2016-pres.
4.	1,986	615	308	448	Joe Crispin, 1997-01
5.	*1,812	627	127	431	D.J. Newbill, 2012-15
6.	1,629	532	336	229	Shep Garner, 2014-18
7.	1,605	525	332	223	Pete Lisicky, 1994-98
8.	1,579	644	22	269	Jamelle Cornley, 2005-09
9.	1,570	661	19	229	DeRon Hayes, 1989-93
10.	1,543	508	74	453	Tim Frazier, 2009-14
25.	1,139	431	-	277	Mark DuMars, 1959-61
26.	1,129	467	-	195	Mike Watkins, 2016-pres.

* 3-year player record

Year-by-year statistics and breakdowns on pages 140-142 of the 2019-20 media guide.

CAREER BLOCKS

	BLK	BPG	
1.	428	3.8	Calvin Booth, 1995-99
2.	263	2.3	Mike Watkins, 2016-pres
3.	191	2.3	John Amaechi, 1993-95.
4.	133	1.5	Jordan Dickerson, 2014-16
5.	119	0.9	Lamar Stevens, 2016-pres.
6.	110	1.4	Jan Jagla, 2002-04
7.	107	0.8	Gyasi Cline-Heard
8.	100	0.9	Donovan Jack, 2013-16
9.	99	0.9	Carvin Jefferson, 1976-79
10.	92	0.8	Josh Reaves, 2015-pres.

CAREER REBOUNDS

	REB	RPG	Name, Years
1.	1,238	12.3	Jesse Arnelle, 1951-55
2.	926	8.1	Mike Watkins, 2016-pres.
3.	912	8.3	Mike Lang, 1979-83
4.	829	6.4	Lamar Stevens, 2016-pres.
5.	816	6.2	Ross Travis, 2011-15
6.	762	11.0	Gene Harris, 1959-62
7.	755	7.4	Geary Claxton, 2004-08
	755	6.2	Jamelle Cornley, 2005-09
9.	745	8.9	John Amaechi, 1992-1995
10.	734	10.3	Carver Clinton, 1963-66

CAREER FIELD GOALS MADE

	FG	FGA	Name, Years
1.	767	1,733	Lamar Stevens, 2016-pres.
2.	738	--	Jesse Arnelle, 1951-55
3.	722	1,791	Talor Battle, 2007-11
4.	661	1,374	DeRon Hayes, 1990-93
5.	644	1,260	Jamelle Cornley, 2005-09

ACCOMPLISHMENTS

Scoring 10+	16-17	17-18	18-19	19-20	Car
Lamar Stevens	21	33	31	25	110
Mike Watkins	16	20	12	11	59
Myles Dread	--	--	13	10	23
Myreon Jones	--	--	4	16	20
Curtis Jones Jr.	2 ^{IU}	1 ^{IU}	8 ^{OSU}	6	17
Izaiah Brockington	--	5 ^{SB}	--	11	16
Jamari Wheeler	--	1	2	3	6
Seth Lundy	--	--	--	6	6
John Harrar	--	--	--	1	1
Trent Buttrick	--	--	1	--	1

Rebounds 10+	16-17	17-18	18-19	19-20	Car
Mike Watkins	9	13	9	9	40
Lamar Stevens	--	2	9	4	15
Myreon Jones	--	--	--	1	1

Scoring 20+	16-17	17-18	18-19	19-20	Car
Lamar Stevens	5	10	18	7	40
Mike Watkins	1	3	--	--	4
Myreon Jones	--	--	--	6	6
Izaiah Brockington	--	1 ^{SB}	--	1	2
Curtis Jones Jr.	--	--	1 ^{OSU}	--	1

Scoring 30+	16-17	17-18	18-19	19-20	Car
Lamar Stevens	--	2	--	1	3
Double-Doubles	16-17	17-18	18-19	19-20	Car
Mike Watkins	*8	12	6	7	33
Lamar Stevens	--	2	9	4	15
Myreon Jones	--	--	--	1	1

** Penn State freshman record*

LEADING TEAM IN...

Scoring	16-17	17-18	18-19	19-20	Car
Lamar Stevens	8	9	21	14	52
Mike Watkins	4	3	1	3	11
Myreon Jones	--	--	1	6	7
Curtis Jones Jr.	--	--	4 ^{OSU}	1	5
Izaiah Brockington	--	1 ^{SB}	--	3	4
Seth Lundy	--	--	--	1	1
Jamari Wheeler	--	1	--	--	1
Trent Buttrick	--	--	1	--	1
Myles Dread	--	--	--	1	1

Rebounds	16-17	17-18	18-19	19-20	Car
Mike Watkins	21	15	13	16	65
Lamar Stevens	7	10	15	10	42
John Harrar	--	2	--	3	5
Jamari Wheeler	--	2	1	--	3
Seth Lundy	--	--	--	2	2
Curtis Jones Jr.	--	--	1 ^{OSU}	--	1
Myles Dread	--	--	--	1	1
Myreon Jones	--	--	--	1	1

Assists	16-17	17-18	18-19	19-20	Car
Jamari Wheeler	--	3	12	9	24
Lamar Stevens	2	2	7	6	19
Myreon Jones	--	--	1	9	10
Myles Dread	--	--	2	5	7
John Harrar	--	--	1	3	4
Curtis Jones Jr.	--	--	1 ^{OSU}	2	3
Mike Watkins	1	--	--	1	2
Izaiah Brockington	--	1 ^{SB}	--	--	1
Seth Lundy	--	--	--	1	1

Blocks	16-17	17-18	18-19	19-20	Car
Mike Watkins	26	20	15	22	83
Lamar Stevens	4	14	10	10	38
John Harrar	--	3	2	2	6
Izaiah Brockington	--	3 ^{SB}	--	1	4
Seth Lundy	--	--	--	4	4
Trent Buttrick	--	--	3	--	3
Myles Dread	--	--	3	2	5
C. Jones	--	1 ^{IU}	--	1	2
Kyle McCloskey	--	--	1	--	1
Jamari Wheeler	--	--	1	1	2
Seth Lundy	--	--	--	2	1

Steals	16-17	17-18	18-19	19-20	Car
Jamari Wheeler	--	15	6	10	31
Lamar Stevens	7	5	5	8	25
Mike Watkins	5	4	2	4	15
Curtis Jones Jr.	5 ^{IU}	1 ^{IU}	5 ^{OSU}	--	11
Myles Dread	--	--	3	6	9
Myreon Jones	--	--	3	5	8
Izaiah Brockington	--	2 ^{SB}	--	5	7
John Harrar	--	--	3	2	5
Seth Lundy	--	--	--	1	1
Trent Buttrick	--	--	1	--	1

20-POINT GAMES

Lamar Stevens (40)
 33 vs. Minnesota, 2/8/2020
 30 at Marquette-NIT, 3/20/2018 **
 30 vs. Northwestern, 1/5/2018
 29 vs. Nebraska, 2/19/19
 28 vs. Utah-NIT, 3/29/2018
 27 vs. Bucknell, 11/19/19
 27 at Minnesota, 1/19/2019
 27 vs. Bradley, 11/21/2018
 26 vs. Michigan, 2/12/19
 26 vs. Nebraska, 1/12/2018
 26 at Indiana (3ot), 2/1/2017 >>
 25 at Illinois, 2/23/19
 25 at Duquesne, 12/19/2018
 25 vs. Wright State, 11/20/2018
 25 at DePaul (ot), 11/15/2018
 25 vs. Jacksonvill State, 11/12/2018 @@
 25 vs. Maryland, 2/7/2018
 25 vs. Montana, 11/15/2017
 25 vs. Texas A&M, 11/21/2017 **
 25 vs. Maryland, 2/7/2017
 24 at Michigan State, 2/4/2020 \$\$
 24 vs. Ohio State, 1/18/2020 \$\$
 24 vs. Minnesota, 3/14/2019
 24 vs. Maryland, 2/27/2019
 24 vs. Purdue (ot), 1/31/19
 24 vs. Duquesne, 11/13/2016 >>
 23 vs. Northwestern, 2/15/2020
 23 at George Mason, 12/17/17
 22 vs. Ole Miss, 11/27/2019
 22 vs. Wisconsin, 3/2/2019
 22 vs. Wisconsin, 1/6/19
 22 vs. North Florida, 11/10/2018
 22 at Iowa, 12/2/2017
 21 vs. Rutgers, 1/26/2019
 21 at Illinois, 2/11/2017
 20 vs. Syracuse, 11/29/2019
 20 at Ohio State, 2/7/2019 %%%
 20 vs. Michigan State, 1/13/2019
 20 at Indiana, 1/9/2018 **
 20 vs. Morgan State, 12/21/2016

Myreon Jones (6)
 22 vs. Wake Forest, 12/4/2019
 21 at Rutgers, 1/7/2020
 21 vs. Central Connecticut State, 12/20/19
 21 at Georgetown, 11/14/2019
 20 at Michigan State, 2/4/2020 \$\$
 20 vs. Ohio State, 1/18/2020 \$\$

Mike Watkins (4)
 22 vs. Wisconsin, 12/4/2017
 20 vs. Minnesota (ot), 1/15/2018 ##
 20 vs. Nebraska, 1/12/2018 ^^
 20 at George Washington, 11/26/2016

Izaiah Brockington (2)
 23 vs. Iowa, 1/4/2020
 20 vs. TCU, 11/25/2017 (with St. Bonaventure)

\$\$ Stevens & Jones scored 20+ points in same game, 2019-20
 %%% Josh Reaves & Stevens each scored 20 points in same game, 2018-19
 @@ Rasir Bolton & Stevens each scored 25 points in same game, 2018-19
 ## Tony Carr & Watkins scored 20+ points in same game, 2017-18
 ^^ Stevens & Watkins scored 20+ points in same game, 2017-18
 ** Tony Carr & Stevens scored 20+ points in same game, 2017-18
 >> Tony Carr & Stevens scored 20+ points in same game 2016-17

30-POINT GAMES

Lamar Stevens (3)
 33 vs. Minnesota, 2/8/2020
 30 at Marquette-NIT, 3/20/2018
 30 vs. Northwestern, 1/5/2018

2019-20 DOUBLE DOUBLE-DOUBLES

2019-20 (Points/Rebs-1)

Date	Opp	Pts	Reb	Nittany Lions
11/29	Syracuse	15	16	Mike Watkins
		16	10	Myreon Jones
12/10	#4 Maryland	15	11	Mike Watkins
		15	10	Lamar Stevens

2019-20 STARTING LINEUPS

OPP.	G	G	G/F	F	F	Rec
Md. Eastern Shore	M. Jones	Dread	Wheeler	Stevens	Watkins	1-0
Wagner	M. Jones	Dread	Wheeler	Stevens	Watkins	2-0
at Georgetown	M. Jones	Dread	Wheeler	Stevens	Watkins	3-0
Bucknell ^	M. Jones	Dread	Wheeler	Stevens	Watkins	4-0
Yale ^	M. Jones	Dread	Wheeler	Stevens	Watkins	5-0
Ole Miss ^^	M. Jones	Dread	Wheeler	Stevens	Watkins	5-1
Syracuse ^^	M. Jones	Dread	Wheeler	Stevens	Watkins	6-1
Wake Forest #	M. Jones	Dread	Wheeler	Stevens	Watkins	7-1
at #6 Ohio State *	M. Jones	Dread	Wheeler	Stevens	Watkins	7-2
#4 Maryland *	M. Jones	Dread	Wheeler	Stevens	Watkins	8-2
Alabama	M. Jones	Dread	Wheeler	Stevens	Watkins	9-2
Central Conn. St.	M. Jones	Dread	Wheeler	Stevens	Watkins	10-2
Cornell	M. Jones	Dread	Wheeler	Stevens	Watkins	11-2
vs. #23 Iowa *	M. Jones	Dread	Wheeler	Stevens	Watkins	12-2
at Rutgers *	M. Jones	Dread	Wheeler	Stevens	Watkins	12-3
Wisconsin *	M. Jones	Dread	Wheeler	Stevens	Watkins	12-4
at Minnesota *	M. Jones	Wheeler	Lundy	Stevens	Harrar	0-1
#21 Ohio State *	M. Jones	Wheeler	Lundy	Stevens	Harrar	1-1
at Michigan *	M. Jones	Wheeler	Lundy	Stevens	Harrar	2-1
Indiana *	M. Jones	Wheeler	Lundy	Stevens	Harrar	3-1
at Nebraska *	M. Jones	Wheeler	Lundy	Stevens	Harrar	4-1
at Michigan State *	M. Jones	Wheeler	Lundy	Stevens	Harrar	5-1
Minnesota *	Dread	Wheeler	Lundy	Stevens	Harrar	1-0
at Purdue *	Dread	Wheeler	Lundy	Stevens	Harrar	2-0
Northwestern *	Dread	Wheeler	Lundy	Stevens	Harrar	3-0
Illinois *						
at Indiana *						
Rutgers *						
at Iowa *						
Michigan State *						
at Northwestern						
Three (3) lineups						
Personnel	M. Jones	Dread	Wheeler	Stevens	Watkins	
	(22)	(16)	(25)	(25)	(16)	
	Dread	Lundy			Harrar	
	(3)	(9)			(9)	

Bold indicates new lineup.

* Big Ten Conference

^ NIT Season Tip-Off, BJC, University Park, Pa.

^^ at NIT Season Tip-Off, Barclays Center, Brooklyn, N.Y.

ACC/Big Ten Challenge, University Park, Pa.

2019-20 STAT RANKINGS

NCAA / Big Ten Statistical Rankings Through games of 2/16/2020

TEAM (top 60)	Value	NCAA Rank	BT Rank
Blocked Shots Per Game	5.2	16	2
Total Blocks	129	16	2
Assist to Turnover Ratio	1.27	27	5
Scoring Margin	10.2	30	2
Scoring Offense	77.5	34	2
Defensive Rebounds Per Game	27.96	37	3
Total Rebounds Per Game	39.08	37	5
Steals Per Game	8.1	38	1
Fewest Turnovers	292	38	6
Assists Per Game	14.8	46	4
Field Goal Percentage Defense	40.1	47	5
Turnovers Per Game	11.7	48	7
Total Steals	202	49	1
Turnover Margin	2.2	51	3

INDIVIDUAL (top 100)	Value	NCAA Rank	BT Rank
----------------------	-------	-----------	---------

Total Blocks	Value	NCAA Rank	BT Rank
Mike Watkins	64	20	1

Blocked Shots Per Game	Value	NCAA Rank	BT Rank
Mike Watkins	2.56	21	2

Free Throw Attempts	Value	NCAA Rank	BT Rank
Lamar Stevens	145	62	3

Free Throws Made	Value	NCAA Rank	BT Rank
Lamar Stevens	106	80	3

Points Per Game	Value	NCAA Rank	BT Rank
Lamar Stevens	17.7	85	4

Total Field Goals Made	Value	NCAA Rank	BT Rank
Lamar Stevens	158	87	3

Double Doubles	Value	NCAA Rank	BT Rank
Mike Watkins	7	91	7

Assist Turnover Ratio	Value	NCAA Rank	BT Rank
Myreon Jones	1.94	91	8

Total Points	Value	NCAA Rank	BT Rank
Lamar Stevens	443	91	4

Total Field Goal Attempts	Value	NCAA Rank	BT Rank
Lamar Stevens	346	96	3

Total Steals	Value	NCAA Rank	BT Rank
Jamari Wheeler	42	96	1

Steals Per Game	Value	NCAA Rank	BT Rank
Jamari Wheeler	1.68	100	1

2019-20 GAME-BY-GAME LEADERS

	OPP.	RESULT	DBL FIG	POINTS	REBOUNDS	ASSISTS	BLOCKS	STEALS
11/5	MD EASTERN SHORE	W 84-46	6	Stevens (17) •	Watkins (11) •	M. Jones (6) •	Watkins (7) •	Wheeler (4) •
11/9	WAGNER	W 91-64	5	M. Jones (14)	Watkins (8)	Dread (5) •	Watkins/Lundy (1) •T	Wheeler (3) •
11/14	at Georgetown	W 81-66	3	M. Jones (21) •	Stevens (9)	Wheeler (5) •	Watkins (4) •	Stevens Wheeler (4) •T
11/19	BUCKNELL ^	W 98-70	4	Stevens (27) •	Stevens (8)	M. Jones, Wheeler (4)	Watkins (4) •	Stevens (3) •
11/23	YALE ^	W 58-56	3	Brockington (15)	Stevens (13) •	M. Jones (4) •	Stevens (3) •	M. Jones, Wheeler (4) •
11/27	vs. Mississippi ^^	L 72-74	3	Stevens (22) •	Watkins (12) •	M. Jones (5)	Watkins (8) •	Watkins (4) •T
11/29	vs. Syracuse ^^	W 85-64	5	Stevens (20) •	Watkins (16) •	C. Jones, Stevens (4) •T	Watkins (4) •	Watkins, Wheeler (2) •T
12/4	WAKE FOREST #	W 76-54	3	M. Jones (22) •	Watkins (16) •	Harrar, Stevens (3) •T	Watkins (5) •	Stevens (4) •
12/7	at 6/6 Ohio State *	L 74-106	3	Brockington (19)	Harrar, Stevens Watkins (3)	Harrar, Wheeler (2)	C. Jones, Lundy Watkins (1) T•	Brockington (3) •
12/10	4/4 MARYLAND *	W 76-69	5	Stevens, Watkins (15)	Watkins (11) •T	M. Jones (6) •	Watkins (4) •	Brockington (3) •
12/14	ALABAMA	W 73-71	3	C. Jones, Stevens (18) •T	Stevens (11) •	Stevens (6) •T	Stevens (5) •	M. Jones, Stevens (2)
12/20	CENTRAL CONN. ST.	W 87-58	3	M. Jones (21) •	Watkins (8) •	M. Jones (6) •	Watkins (4) •	Brockington (3) •
12/29	CORNELL	W 90-59	4	Stevens, Watkins (19) •T	Watkins (10) •	Dread, Stevens (4) •T	Stevens (2) •	M. Jones (3) •
1/4	vs. 23/25 Iowa	W 89-86	4	Brockington (23)	Dread (7)	Dread (4) •T	Watkins (3)	Brockington, Stevens Wheeler (2) •T
1/7	at Rutgers	L 61-72	3	M. Jones (21)	Stevens, Watkins (6)	Dread, M. Jones (2) Lundy	Harrar, M. Jones (1) Stevens, Watkins	Dread (2) •T
1/11	WISCONSIN	L 49-58	2	Stevens (19)	Stevens (13) •T	C. Jones, Stevens (2)	Watkins, Stevens (2) •T	Brockington, Dread (2) •T
1/15	at Minnesota	L 69-75	3	M. Jones, Lundy (15)	M. Jones, Lundy Watkins (5)	Wheeler (4)	Harrar, Watkins (2) •T	Watkins (2)
1/18	21/19 OHIO STATE	W 90-76	4	Stevens (24) •	Harrar, Lundy Watkins (5) •T	M. Jones (4)	Lundy, Stevens Watkins •T	Watkins (3)
1/22	at Michigan	W 72-63	3	Stevens (19) •	Stevens (9)	Wheeler (4)	Watkins (1) •T	M. Jones (2) •T
1/29	INDIANA	W 64-49	2	Stevens (17) •	Stevens (9) •	Wheeler (5) •	Brockington, Stevens Watkins (1)	M. Jones, Stevens Wheeler (4) •T
2/1	at Nebraska	W 76-64	4	Dread (14)	Watkins (17) •	M. Jones (6) •	Stevens, Watkins (2) •T	Harrar, Wheeler (2) •T
2/4	at 16/14 Michigan State	W 75-70	3	Stevens (24)	Watkins (8)	M. Jones (5)	Stevens, Watkins (1)	Dread, Stevens Wheeler (2) •T
2/8	MINNESOTA	W 83-77	2	Stevens (33) •	Harrar, Stevens (7)	Harrar (4)	Dread, Lundy, Stevens, Watkins (1)	Harrar (2) •
2/11	at Purdue	W 88-76	5	Watkins (19) •	Watkins (10) •T	Dread, Stevens Wheeler (5) •T	Watkins (1)	Brockington, Dread Lundy, Stevens (1)
2/11	NORTHWESTERN	W 77-61	4	Stevens (23) •	Watkins (9) •	Wheeler (6) •	Dread, Stevens Watkins, Wheeler (1)	Dread, Wheeler (2) •T

• -- indicates game-high total | T• -- indicates tie for game-high total

2019-20 GAME-BY-GAME COMPARISONS

Team	Result	FG-A	Pct.	3FG-A	Pct.	FT-A	Pct.	O	D	Tot	PF-DQ	A	TO	B	S	1H	2H	OT	F	Mar
Md. Eastern Shore		18-54	.333	4-19	.211	6-13	.462	11	21	32	22	8	19	1	7	17	29	--	46	
PENN STATE	W 84-46	29-58	.500	12-31	.387	14-24	.583	14	28	42	17	19	15	11	10	37	47	--	84	+38
Wagner		24-59	.407	5-18	.278	11-20	.550	8	30	38	28-3	10	18	4	1	30	34	--	64	
PENN STATE	W 91-64	30-65	.462	11-30	.367	20-33	.606	12	31	43	19	16	12	2	9	37	54	--	91	+27
at Georgetown		23-61	.377	4-13	.308	16-21	.762	13	28	41	17	13	21	4	9	34	32	--	66	
Penn State	W 81-66	28-63	.444	13-29	.448	12-17	.706	11	30	41	21	19	20	5	15	42	39	--	81	+15
Bucknell ^		30-70	.429	7-27	.259	3-5	.600	13	18	31	19	13	14	1	5	42	28	--	70	
PENN STATE	W 98-70	39-65	.600	5-16	.313	15-23	.652	12	28	40	9	15	11	6	8	45	53	--	98	+28
Yale ^		22-51	.431	9-23	.391	3-11	.273	4	34	38	15	10	16	4	2	31	25	--	56	
PENN STATE	W 58-56	23-69	.333	5-27	.185	7-9	.778	14	30	44	15	14	7	4	12	21	37	--	58	+2
vs. Ole Miss ^^		26-62	.419	7-16	.438	15-19	.789	11	27	38	18-1	14	15	3	8	27	43	--	74	
PENN STATE	L 72-74	26-58	.448	5-19	.263	15-18	.833	6	27	33	20	16	16	12	10	43	29	--	72	-2
vs. Syracuse ^^		18-54	.333	6-24	.250	22-33	.667	7	21	28	21-1	14	12	2	8	27	37	--	84	
Penn State	W 85-64	27-67	.403	10-30	.333	21-31	.677	23	34	57	21	18	14	4	6	34	51	--	65	+21
Wake Forest #		17-58	.293	4-12	.333	16-22	.727	10	23	33	17-1	9	20	2	7	23	31	--	54	
PENN STATE	W 76-54	30-68	.441	5-28	.179	11-17	.647	17	35	52	21	12	15	6	12	41	35	--	76	+22
at 6/6 Ohio State *		31-54	.574	14-26	.538	30-37	.811	9	28	37	18	15	9	2	5	46	60	--	106	
Penn State	L 74-106	29-59	.424	10-29	.345	14-20	.700	11	14	25	25-1	7	11	3	5	35	39	--	74	-32
4/4 Maryland *		19-57	.333	8-23	.348	23-28	.821	17	31	48	16	9	20	3	4	30	39	--	69	
PENN STATE	W 79-69	29-68	.426	7-19	.368	11-14	.786	10	23	33	16	19	8	10	10	40	36	--	76	+7
Alabama		27-77	.351	9-34	.265	8-14	.571	14	33	47	22-1	12	10	2	5	40	31	--	71	
PENN STATE	W 73-71	23-63	.365	8-27	.296	19-26	.731	11	39	50	14	14	16	7	6	34	39	--	73	+2
Con. Conn. State		21-62	.339	7-19	.368	9-16	.563	13	22	35	14	13	15	1	8	31	27	--	58	
23/24 PENN STATE	W 87-58	33-61	.541	10-30	.333	11-13	.846	6	31	37	17	24	13	10	9	51	36	--	87	+29
Cornell		22-54	.407	8-19	.421	7-13	.538	10	18	28	15-1	14	17	4	5	29	30	--	59	
20/21 PENN STATE	W 90-59	35-67	.522	8-26	.308	12-18	.667	18	25	43	17	16	11	3	8	45	45	--	90	+31
vs. 23/25 Iowa *@		31-65	.477	11-26	.423	13-20	.650	14	29	43	16	16	15	5	4	38	48	--	86	
21/21 PENN STATE	W 89-86	33-72	.458	8-28	.286	15-22	.682	15	24	39	16-1	13	8	5	11	39	50	--	89	+3
at Rutgers *		24-58	.414	2-10	.200	22-29	.759	11	32	43	13	9	11	9	7	28	44	--	72	
20/20 PENN STATE	L 61-72	22-61	.361	6-26	.231	11-13	.846	9	27	36	23	9	14	4	4	33	28	--	61	-11
Wisconsin *		22-55	.400	6-21	.286	8-14	.571	9	31	40	17	10	9	2	3	31	27	--	58	
20/20 PENN STATE	L 49-58	17-52	.327	5-21	.238	10-14	.714	6	27	33	14	8	10	5	6	22	27	--	49	-9
at Minnesota *		23-60	.383	6-24	.250	23-29	.793	13	30	48	18	14	10	4	3	44	31	--	75	
PENN STATE	L 69-75	25-59	.424	6-20	.300	13-20	.650	11	21	32	22	12	6	5	5	46	23	--	69	-6
21/19 Ohio State *		23-54	.426	9-20	.450	21-29	.724	9	20	29	23-1	14	13	2	6	27	49	--	76	
PENN STATE	W 90-76	29-54	.537	9-19	.474	23-28	.821	6	24	30	24	14	10	7	9	42	48	--	90	+14
at Michigan *		24-68	.353	5-28	.179	10-14	.714	12	26	38	14	9	13	1	8	28	35	--	63	
PENN STATE	W 72-63	27-56	.482	8-19	.421	10-16	.625	3	32	35	15	9	13	1	4	37	35	--	72	+9
Indiana *		19-57	.333	2-11	.182	9-10	.900	11	33	44	18	9	18	3	3	28	21	--	49	
PENN STATE	W 64-49	24-64	.375	5-18	.278	11-23	.478	11	27	38	12	12	7	3	15	28	36	--	64	+15
at Nebraska *		24-62	.387	8-21	.381	8-19	.421	10	28	38	16	12	13	1	8	33	31	--	64	
PENN STATE	W 76-64	30-67	.448	10-26	.385	6-14	.429	14	35	49	17	16	16	4	5	38	38	--	76	+12
at 16/14 Michigan State *		26-55	.473	7-23	.304	11-13	.846	7	29	36	20-1	16	15	9	5	37	33	--	70	
PENN STATE	W 75-70	26-63	.413	9-21	.429	14-19	.737	11	23	34	15	16	8	2	9	43	32	--	75	+5
Minnesota *		29-67	.433	8-24	.333	11-13	.846	11	24	35	20-1	11	7	3	3	22	55	--	77	
PENN STATE	W 75-70	29-58	.500	6-17	.353	19-26	.731	9	29	38	15	16	11	4	3	36	47	--	83	+6
at Purdue *		28-61	.459	4-17	.444	16-25	.640	10	20	30	21-1	12	7	2	6	30	46	--	76	
PENN STATE	W 88-76	28-54	.519	14-26	.538	18-22	.818	5	26	31	18	21	8	2	4	42	46	--	88	+12
Northwestern *		27-58	.466	2-14	.143	5-10	.500	5	25	30	16	11	11	4	2	28	33	--	61	
PENN STATE	W 77-61	28-65	.431	11-31	.355	10-14	.714	13	29	42	17	16	11	4	7	42	35	--	77	+16

* Big Ten Conference

^ University Park games of NIT Season Tip-Off, University Park, Pa.

^^ at NIT Season Tip-Off, Barclays Center, Brooklyn, N.Y.

ACC/Big Ten Challenge, University Park, Pa.

@ at The Palestra, Philadelphia, Pa.

% 2020 Big Ten Tournament, Indianapolis, Ind.

2019-20 NITTANY LION POINTS-REBOUNDS-ASSISTS

Opponent	Date	Score		00	01	02	04	05	10	11
				JONES,MYRE	LUNDY,SETH	DREAD,MYLE	JONES JR.,	WHEELER,JA	MCCLOSKEY,	STEVENS,LA
UMES	11/05/19	84-46	w	10-2-6	3-3-2	15-0-2	10-2-1	0-3-4	0-0-0	17-6-1
WAGNER	11/09/19	91-64	w	14-1-3	12-7-0	9-5-5	8-3-1	10-3-2	0-0-0	13-6-0
at Georgetown	11/14/19	81-66	w	21-1-2	0-0-1	14-6-4	5-1-2	5-3-5	DNP	14-9-3
BUCKNELL	11/19/19	98-70	w	7-3-4	3-1-0	12-3-3	8-3-1	10-4-4	0-1-0	27-8-1
YALE	11/23/19	58-56	w	7-4-4	0-0-0	13-5-2	3-1-2	0-5-1	DNP	13-13-3
vs Ole Miss	11/27/19	72-74	L	12-3-5	0-0-1	0-3-2	6-0-0	8-3-4	DNP	22-7-1
vs Syracuse	11/29/19	85-64	w	16-10-3	10-4-0	6-3-3	14-2-4	4-7-3	DNP	20-7-4
WAKE FOREST	12/04/19	76-54	w	22-1-0	3-4-1	4-1-0	6-3-1	2-4-1	2-0-0	14-7-3
at Ohio St.	12/07/19	74-106	L	9-2-0	10-1-0	5-2-1	8-1-0	2-2-2	0-0-0	11-3-1
MARYLAND	12/10/19	76-69	w	14-3-6	0-0-0	12-1-2	2-0-1	4-2-4	DNP	15-10-4
ALABAMA	12/14/19	73-71	w	17-5-2	0-1-0	9-2-2	18-6-1	0-2-1	DNP	18-11-6
CENTRAL CONN. ST.	12/20/19	87-58	w	21-2-5	0-0-0	9-2-3	4-2-1	8-2-7	0-0-1	10-4-4
CORNELL	12/29/19	90-59	w	18-2-2	8-4-1	2-3-4	2-3-1	0-0-0	0-1-0	19-3-4
vs Iowa	01/04/20	89-86	w	5-3-0	7-3-1	14-7-4	16-4-3	4-1-3	DNP	16-4-1
at Rutgers	01/07/20	61-72	L	21-3-2	0-2-2	0-3-2	3-3-0	0-1-1	DNP	12-6-1
WISCONSIN	01/11/20	49-58	L	7-2-0	0-0-0	0-4-1	0-2-2	8-3-1	DNP	19-13-2
at Minnesota	01/15/20	69-75	L	15-5-3	15-5-2	0-0-0	6-4-1	0-3-4	DNP	14-4-1
OHIO ST.	01/18/20	90-76	w	20-1-4	12-5-1	10-4-1	3-1-1	2-1-2	DNP	24-3-1
at Michigan	01/22/20	72-63	w	16-5-2	0-1-0	8-4-0	18-4-1	0-1-4	DNP	19-9-0
INDIANA	01/29/20	64-49	w	5-2-2	3-3-0	9-2-1	12-2-2	4-5-5	DNP	17-9-2
at Nebraska	02/01/20	76-64	w	13-2-6	5-2-0	14-4-1	0-6-2	6-5-3	0-0-0	13-5-2
at Michigan St.	02/04/20	75-70	w	20-3-5	0-2-0	7-1-1	5-3-1	2-3-4	DNP	24-7-3
MINNESOTA	02/08/20	83-77	w	DNP	8-6-1	8-6-2	7-3-1	5-1-3	DNP	33-7-3
at Purdue	02/11/20	88-76	w	DNP	18-4-0	12-5-5	0-0-0	4-1-5	DNP	16-1-5
NORTHWESTERN	02/15/20	77-61	w	DNP	3-1-0	16-4-4	3-3-1	11-4-6	DNP	23-7-2

Opponent	Date	Score		12	15	20	21	24	33
				BROCKINGTO	BUTTRICK,T	NUSSBAUM,T	HARRAR,JOH	WATKINS,MI	BEATTIE,ST
UMES	11/05/19	84-46	w	10-2-1	2-3-1	1-1-0	4-5-1	12-11-0	0-0-0
WAGNER	11/09/19	91-64	w	12-3-1	3-0-0	DNP	3-2-3	7-8-1	DNP
at Georgetown	11/14/19	81-66	w	8-7-1	DNP	DNP	6-4-1	8-8-0	DNP
BUCKNELL	11/19/19	98-70	w	7-3-2	0-1-0	DNP	6-4-0	18-5-0	DNP
YALE	11/23/19	58-56	w	15-4-1	0-0-0	DNP	2-7-1	5-4-0	DNP
vs Ole Miss	11/27/19	72-74	L	4-3-1	DNP	DNP	2-0-1	18-12-1	DNP
vs Syracuse	11/29/19	85-64	w	0-2-0	DNP	DNP	0-0-0	15-16-1	DNP
WAKE FOREST	12/04/19	76-54	w	13-5-1	1-1-0	0-0-0	2-5-3	7-16-2	0-0-0
at Ohio St.	12/07/19	74-106	L	19-1-1	2-1-0	DNP	2-3-2	6-3-0	DNP
MARYLAND	12/10/19	76-69	w	14-3-1	DNP	DNP	0-1-1	15-11-0	DNP
ALABAMA	12/14/19	73-71	w	4-4-0	0-1-0	DNP	0-2-1	7-10-1	DNP
CENTRAL CONN. ST.	12/20/19	87-58	w	11-3-1	8-5-0	0-2-1	5-4-1	8-8-0	3-0-0
CORNELL	12/29/19	90-59	w	11-4-2	3-2-0	0-0-0	5-6-0	19-10-2	3-0-0
vs Iowa	01/04/20	89-86	w	23-2-0	0-0-0	DNP	0-6-0	4-4-1	DNP
at Rutgers	01/07/20	61-72	L	6-2-1	0-0-0	DNP	2-5-0	17-6-0	DNP
WISCONSIN	01/11/20	49-58	L	15-1-1	DNP	DNP	0-3-1	0-4-0	DNP
at Minnesota	01/15/20	69-75	L	6-0-0	0-0-0	DNP	6-2-0	7-5-1	DNP
OHIO ST.	01/18/20	90-76	w	4-3-3	0-1-0	DNP	6-5-1	9-5-0	DNP
at Michigan	01/22/20	72-63	w	0-3-0	DNP	DNP	6-1-1	5-4-1	DNP
INDIANA	01/29/20	64-49	w	2-0-0	DNP	DNP	4-5-0	8-6-0	DNP
at Nebraska	02/01/20	76-64	w	8-3-0	0-0-0	0-0-0	6-3-0	11-17-2	DNP
at Michigan St.	02/04/20	75-70	w	4-1-1	DNP	DNP	3-2-0	10-8-1	DNP
MINNESOTA	02/08/20	83-77	w	10-5-2	DNP	DNP	8-7-4	4-1-0	DNP
at Purdue	02/11/20	88-76	w	6-3-3	DNP	DNP	13-4-2	19-10-1	DNP
NORTHWESTERN	02/15/20	77-61	w	7-5-2	0-1-0	0-0-0	3-6-1	11-9-0	0-0-0

2019-20 PENN STATE & OPPONENT TEAM HIGHS/LOWS

PENN STATE TEAM HIGHS

POINTS	98	BUCKNELL, 11/19/19
	91	WAGNER, 11/9/19
	90	OHIO STATE, 1/18/20
	90	CORNELL, 12/29/2019
	89	vs. Iowa, 1/4/20
	88	at Purdue, 2/11/20
FIELD GOALS MADE	39	BUCKNELL, 11/19/19
	35	CORNELL, 12/29/19
FIELD GOAL ATTEMPTS	72	vs. Iowa, 1/4/20
FG PERCENTAGE	.600, 39-65	BUCKNELL, 11/19/19
3 PT FIELD GOALS MADE	14	at Purdue, 2/11/20
3 PT FG ATTEMPTS	31	NORTHWESTERN, 2/15/20
3 PT FG PERCENTAGE	.538, 14-26	MARYLAND EASTERN SHORE, 11/5/19
FREE THROWS MADE	23	OHIO STATE, 1/18/20
FREE THROW ATTEMPTS	33	WAGNER, 11/9/19
FT PERCENTAGE	.846, 11-13	at Rutgers, 1/7/20
	.846, 11-13	CENTRAL CONN., 12/20/19
REBOUNDS	57	vs. Syracuse, 11/29/19
ASSISTS	24	CENTRAL CONN., 12/20/19
STEALS	15	INDIANA, 1/29/20
	15	at Georgetown, 11/14/19
BLOCKED SHOTS	12	vs. Ole Miss, 11/27/19
TURNOVERS	20	at Georgetown, 11/14/19
FOULS	25	at Ohio State, 12/7/19

PENN STATE TEAM LOWS

POINTS	49	WISCONSIN, 1/11/20
FIELD GOALS MADE	17	WISCONSIN, 1/11/20
FIELD GOAL ATTEMPTS	52	WISCONSIN, 1/11/20
FG PERCENTAGE	.327, 17-52	WISCONSIN, 1/11/20
3 PT FIELD GOALS MADE	5	INDIANA, 1/29/20
	5	WISCONSIN, 1/11/20
	5	WAKE FOREST, 12/4/19
	5	vs. Ole Miss, 11/27/19
	5	YALE, 11/23/19
	5	BUCKNELL, 11/19/19
3 PT FG ATTEMPTS	16	BUCKNELL, 11/19/19
3 PT FG PERCENTAGE	.179, 5-28	WAKE FOREST, 12/4/19
FREE THROWS MADE	6	at Nebraska, 2/1/20
FREE THROW ATTEMPTS	9	YALE, 11/23/19
FT PERCENTAGE	.429, 6-14	at Nebraska, 2/1/20
REBOUNDS	25	at Ohio State, 12/7/19
ASSISTS	7	at Ohio State, 12/7/19
STEALS	3	MINNESOTA, 2/8/20
BLOCKED SHOTS	1	at Michigan, 1/22/20
TURNOVERS	6	at Minnesota, 1/15/20
FOULS	9	BUCKNELL, 11/19/19

OPPONENT TEAM HIGHS

POINTS	106	at Ohio State, 12/7/19
	86	vs. Iowa, 1/4/20
	77	MINNESOTA, 2/8/20
	76	at Purdue, 2/11/20
	76	OHIO STATE, 1/18/20
	75	at Minnesota, 1/15/20
FIELD GOALS MADE	31	vs. Iowa, 1/4/20
	31	at Ohio State, 12/7/19
FIELD GOAL ATTEMPTS	77	ALABAMA, 12/14/19
FG PERCENTAGE	.574, 31-54	at Ohio State, 12/7/19
3 PT FIELD GOALS MADE	14	at Ohio State, 12/7/19
3 PT FG ATTEMPTS	34	ALABAMA, 12/14/19
3 PT FG PERCENTAGE	.538, 14-26	at Ohio State, 12/7/19
FREE THROWS MADE	30	at Ohio State, 12/7/19
FREE THROW ATTEMPTS	37	at Ohio State, 12/7/19
FT PERCENTAGE	.900, 9-10	MARYLAND, 12/10/19
REBOUNDS	48	at Minnesota, 1/15/20
	48	MARYLAND, 12/10/19
ASSISTS	16	at Michigan St., 2/4/20
	16	vs. Iowa, 1/4/20
STEALS	9	at Georgetown, 11/14/19
BLOCKED SHOTS	9	at Michigan St., 2/4/20
	9	at Rutgers, 1/7/20
TURNOVERS	21	at Georgetown, 11/14/19
FOULS	28	WAGNER, 11/9/19

OPPONENT TEAM LOWS

POINTS	46	MARYLAND EASTERN SHORE, 11/5/19
FIELD GOALS MADE	17	WAKE FOREST, 12/4/19
FIELD GOAL ATTEMPTS	51	YALE, 11/23/19
FG PERCENTAGE	.293, 17-58	WAKE FOREST, 12/4/19
3 PT FIELD GOALS MADE	2	NORTHWESTERN, 2/15/20
	2	INDIANA, 1/29/20
	2	at Rutgers, 1/7/20
3 PT FG ATTEMPTS	10	at Rutgers, 12/4/19
3 PT FG PERCENTAGE	.143, 2-14	NORTHWESTERN, 2/15/20
FREE THROWS MADE	3	YALE, 11/23/19
	3	BUCKNELL, 11/19/19
FREE THROW ATTEMPTS	5	BUCKNELL, 11/19/19
FT PERCENTAGE	.273, 3-11	YALE, 11/23/19
REBOUNDS	28	CORNELL, 12/29/19
	28	vs. Syracuse, 11/29/19
ASSISTS	8	MARYLAND EASTERN SHORE, 11/5/19
STEALS	2	NORTHWESTERN, 2/15/20
	2	YALE, 11/23/19
BLOCKED SHOTS	1	at Nebraska, 2/1/20
	1	at Michigan, 1/22/20
	1	CENTRAL CONN., 12/20/19
	1	BUCKNELL, 11/19/19
	1	WAGNER, 11/9/19
	1	MARYLAND EASTERN SHORE, 11/5/19
TURNOVERS	7	at Purdue, 2/11/20
	7	MINNESOTA, 2/8/20
FOULS	14	CENTRAL CONN., 12/20/19

Home games indicated by CAPS.

2019-20 PENN STATE & OPPONENT INDIVIDUAL HIGHS

PENN STATE	
POINTS	33 Lamar Stevens vs MINNESOTA, 2/8/20
	27 Lamar Stevens vs. BUCKNELL, 11/19/19
	24 Lamar Stevens at Michigan St., 2/4/20
	24 Lamar Stevens vs. OHIO STATE, 1/18/20
	23 Lamar Stevens vs. NORTHWESTERN, 2/15/20
	23 Izaiah Brockington vs. Iowa, 1/4/20
	22 Lamar Stevens vs. Ole Miss, 11/27/19
	22 Myreon Jones vs. WAKE FOREST, 12/4/19
FIELD GOALS MADE	11 Lamar Stevens vs. MINNESOTA, 2/8/20
	11 Lamar Stevens vs. BUCKNELL, 11/19/19
	9 Lamar Stevens at Michigan St., 2/4/20
	9 Izaiah Brockington vs. Iowa, 1/4/20
	9 Mike Watkins vs. CORNELL, 12/29/19
	9 Mike Watkins vs. BUCKNELL, 11/19/19
FIELD GOAL ATTEMPTS	21 Lamar Stevens vs. MINNESOTA, 2/8/20
	21 Lamar Stevens vs. INDIANA, 1/29/20
FG PERCENTAGE (min 5 made)	1.000, 5-5 Jamari Wheeler vs. BUCKNELL, 11/19/19
	.900, 9-10 Mike Watkins vs. CORNELL, 12/29/19
3 PT FIELD GOALS MADE	6 Seth Lundy at Purdue, 2/11/20
	6 Myreon Jones at Michigan St., 2/4/20
	5 Myreon Jones at Rutgers, 1/7/20
	5 Myreon Jones at Georgetown, 11/14/19
	5 Myles Dread vs. UMES, 11/5/19
3 PT FG ATTEMPTS	11 Myles Dread vs. NORTHWESTERN, 2/15/20
	11 Myles Dread at Georgetown, 11/14/19
3 PT FG % (min 2 made)	1.000, 2-2 Jamari Wheeler at Nebraska, 2/1/20
	1.000, 2-2 Jamari Wheeler vs. WAGNER, 11/9/19
	1.000, 2-2 Seth Lundy vs. WAGNER, 11/9/19
	.833, 5-6 Myles Dread vs. UMES, 11/5/19
FREE THROWS MADE	9 Lamar Stevens at Purdue, 2/11/20
	9 Lamar Stevens vs. MINNESOTA, 2/8/20
FREE THROW ATTEMPTS	12 Lamar Stevens vs. MINNESOTA, 2/8/20
FT PERCENTAGE (min 4 made)	1.000, 8-8 Lamar Stevens vs. OHIO STATE, 1/18/20
	1.000, 6-6 Seth Lundy vs. MINNESOTA, 2/8/20
	1.000, 6-6 Myles Dread vs. Iowa, 1/4/20
	1.000, 6-6 Myles Dread vs. WAGNER, 11/9/19
	1.000, 5-5 Curtis Jones Jr. at Michigan St., 2/4/20
	1.000, 5-5 Myreon Jones vs. ALABAMA, 12/14/19
	1.000, 4-4 Lamar Stevens at Minnesota, 1/15/20
	1.000, 4-4 Lamar Stevens vs. WISCONSIN, 1/11/20
	1.000, 4-4 Lamar Stevens vs. WAKE FOREST, 12/4/19
	1.000, 4-4 Myreon Jones at Georgetown, 11/14/19
REBOUNDS	17 Mike Watkins at Nebraska, 2/1/20
	16 Mike Watkins vs. WAKE FOREST, 12/4/19
	16 Mike Watkins vs. Syracuse, 11/29/19
ASSISTS	7 Jamari Wheeler vs. CCSU., 12/20/19
	6 Jamari Wheeler vs. NORTHWESTERN, 2/15/20
	6 Lamar Stevens vs. ALABAMA, 12/14/19
	6 Myreon Jones vs. MARYLAND, 12/10/19
	6 Myreon Jones vs. UMES, 11/5/19
STEALS	4 Jamari Wheeler vs. INDIANA, 1/29/20
	4 Myreon Jones vs. INDIANA, 1/29/20
	4 Lamar Stevens vs. INDIANA, 1/29/20
	4 Lamar Stevens vs. WAKE FOREST, 12/4/19
	4 Mike Watkins vs. Ole Miss, 11/27/19
	4 Jamari Wheeler vs. YALE, 11/23/19
	4 Myreon Jones vs. YALE, 11/23/19
	4 Lamar Stevens at Georgetown, 11/14/19
	4 Jamari Wheeler at Georgetown, 11/14/19
	4 Jamari Wheeler vs. UMES, 11/5/19
BLOCKED SHOTS	8 Mike Watkins vs. Ole Miss, 11/27/19
MINUTES	39 Lamar Stevens at Michigan St., 2/4/20
	39 Lamar Stevens vs. WISCONSIN, 1/11/20
	39 Lamar Stevens vs. ALABAMA, 12/14/19
	38 Lamar Stevens at Georgetown, 11/14/19
	37 Lamar Stevens vs. MINNESOTA, 2/8/20
	37 Myreon Jones at Rutgers, 1/7/20
	37 Myreon Jones vs. Syracuse, 11/29/19

OPPONENT	
POINTS	34 Luka Garza, Iowa, 1/4/20
	32 Daniel Oturu, MINNESOTA, 2/8/20
	28 Kaleb Wesson, Ohio State, 12/7/19
	27 Marcus Carr, Minnesota, 1/15/20
	26 Daniel Oturu, Minnesota, 1/15/20
FIELD GOALS MADE	13 Luka Garza, Iowa, 1/4/20
	12 Daniel Oturu, MINNESOTA, 2/8/20
	9 Micah Potter, WISCONSIN, 1/11/20
	9 Kaleb Wesson, Ohio State, 12/7/19
	9 Azar Swain, YALE, 11/23/19
FIELD GOAL ATTEMPTS	23 Daniel Oturu, MINNESOTA, 2/8/20
	23 Xavier Simpson, Michigan, 1/22/20
FG PERCENTAGE (min 5 made)	.857, 6-7 Pete Nance, NORTHWESTERN, 2/15/20
	.750, 6-8 Justin Smith, INDIANA, 1/29/20
	.714, 5-7 Myles Johnson, Rutgers, 1/7/20
	.714, 5-7 Duane Washington Jr., Ohio State, 12/7/19
3 PT FIELD GOALS MADE	6 Azar Swain, YALE, 11/23/19
3 PT FG ATTEMPTS	13 Azar Swain, YALE, 11/23/19
3 PT FG % (min 2 made)	1.000, 3-3 Bryce Williams, Ole Miss, 11/27/19
	1.000, 2-2 Terrance McBride, CORNELL, 12/29/19
FREE THROWS MADE	12 Ron Harper Jr., Rutgers, 1/7/20
FREE THROW ATTEMPTS	14 Daniel Oturu, Minnesota, 1/15/20
	14 Luka Garza, Iowa, 1/4/20
FT PERCENTAGE (min 4 made)	1.000, 12-12 Ron Harper Jr., Rutgers, 1/7/20
	1.000, 6-6 Luther Muhammad, OHIO STATE,
	1.000, 6-6 Eric Ayala, MARYLAND, 10/19/19
	1.000, 6-6 Kaleb Wesson, Ohio State, 12/7/19
	1.000, 6-6 Bryce Williams, Ole Miss, 11/27/19
	1.000, 4-4 Jahaad Proctor, Purdue, 2/11/20
	1.000, 4-4 Trayce Jackson-Davis, INDIANA, 1/29/20
	1.000, 4-4 Joe Toussaint, Iowa, 1/4/20
	1.000, 4-4 Myron Gardner, Georgetown, 11/14/19
REBOUNDS	16 Daniel Oturu, MINNESOTA, 2/8/20
	14 Daniel Oturu, Minnesota, 1/15/20
	13 Micah Potter, WISCONSIN, 1/11/20
	13 Brad Davison, WISCONSIN, 1/11/20
	12 Luka Garza, Iowa, 1/4/20
	11 Jalen Smith, MARYLAND, 12/10/19
ASSISTS	9 Cassius Winston, Michigan St., 2/4/20
	9 Marcus Carr, Minnesota, 1/15/20
	7 CJ Walker, Ohio State, 12/7/19
	7 Joseph Girard III, Syracuse, 11/29/19
BLOCKED SHOTS	5 Xavier Tillman, Michigan St., 2/4/20
	3 Daniel Oturu, MINNESOTA, 2/8/20
	3 Marcus Bingham Jr., Michigan St., 2/4/20
	3 Myles Johnson, Rutgers, 1/7/20
	3 Ryan Kriener, Iowa, 1/4/20
	3 Jalen Smith, MARYLAND, 12/10/19
	3 Omer Yurtseven, Georgetown, 11/14/19
STEALS	4 KJ Buffen, Ole Miss, 11/27/19

Home games indicated by CAPS.

2019-20 PENN STATE & OPPONENT TEAM BIG HIGHS/LOWS

PENN STATE TEAM HIGHS

POINTS	90	OHIO STATE, 1/18/20
	89	vs. Iowa, 1/4/20
	88	at Purdue, 2/11/20
	83	MINNESOTA, 2/8/20
	77	NORTHWESTERN, 2/15/20
FIELD GOALS MADE	33	vs. Iowa, 1/4/20
FIELD GOAL ATTEMPTS	72	vs. Iowa, 1/4/20
FG PERCENTAGE	.537, 29-54	OHIO STATE, 1/18/20
3 PT FIELD GOALS MADE	14	at Purdue, 2/11/20
3 PT FG ATTEMPTS	31	NORTHWESTERN, 2/15/20
3 PT FG PERCENTAGE	.538, 14-26	at Purdue, 2/11/20
FREE THROWS MADE	23	OHIO STATE, 1/18/20
FREE THROW ATTEMPTS	28	OHIO STATE, 1/18/20
FT PERCENTAGE	.846, 11-13	at Rutgers, 1/7/20
	.821, 23-28	OHIO STATE, 1/18/20
REBOUNDS	49	at Nebraska, 2/1/20
ASSISTS	21	at Purdue, 2/11/20
STEALS	15	INDIANA, 1/29/20
BLOCKED SHOTS	10	MARYLAND, 12/10/19
TURNOVERS	16	at Nebraska, 2/1/20
FOULS	25	at Ohio State, 12/7/19

PENN STATE TEAM LOWS

POINTS	49	WISCONSIN, 1/11/20
FIELD GOALS MADE	17	WISCONSIN, 1/11/20
FIELD GOAL ATTEMPTS	52	WISCONSIN, 1/11/20
FG PERCENTAGE	.327, 17-52	WISCONSIN, 1/11/20
3 PT FIELD GOALS MADE	5	INDIANA, 1/29/20
	5	WISCONSIN, 1/11/20
3 PT FG ATTEMPTS	17	MINNESOTA, 2/8/20
3 PT FG PERCENTAGE	.231, 6-26	at Rutgers, 1/7/20
FREE THROWS MADE	6	at Nebraska, 2/1/20
FREE THROW ATTEMPTS	13	at Rutgers, 1/7/20
FT PERCENTAGE	.429, 6-14	at Nebraska, 2/1/20
REBOUNDS	25	at Ohio State, 12/7/19
ASSISTS	7	at Ohio State, 12/7/19
STEALS	3	MINNESOTA, 2/8/20
BLOCKED SHOTS	1	at Michigan, 1/22/20
TURNOVERS	6	at Minnesota, 1/15/20
FOULS	12	INDIANA, 1/29/20

OPPONENT TEAM HIGHS

POINTS	106	at Ohio State, 12/7/19
	86	vs. Iowa, 1/4/20
	77	MINNESOTA, 2/8/20
	76	at Purdue, 2/11/20
	76	OHIO STATE, 1/18/20
	75	at Minnesota, 1/15/20
FIELD GOALS MADE	31	vs. Iowa, 1/4/20
	31	at Ohio State, 12/7/19
FIELD GOAL ATTEMPTS	68	at Michigan, 1/22/20
FG PERCENTAGE	.574, 31-54	at Ohio State, 12/7/19
3 PT FIELD GOALS MADE	14	at Ohio State, 12/7/19
3 PT FG ATTEMPTS	28	at Michigan, 1/22/20
3 PT FG PERCENTAGE	.538, 14-26	at Ohio State, 12/7/19
FREE THROWS MADE	30	at Ohio State, 12/7/19
FREE THROW ATTEMPTS	37	at Ohio State, 12/7/19
FT PERCENTAGE	.900, 9-10	INDIANA, 1/29/20
REBOUNDS	48	at Minnesota, 1/15/20
	48	MARYLAND, 12/10/19
ASSISTS	16	at Michigan St., 2/4/20
	16	vs. Iowa, 1/4/20
STEALS	8	at Nebraska, 2/1/20
	8	at Michigan, 1/22/20
BLOCKED SHOTS	9	at Michigan St., 2/4/20
	9	at Rutgers, 1/7/20
TURNOVERS	20	MARYLAND, 12/10/19
FOULS	23	OHIO STATE, 1/18/20

OPPONENT TEAM LOWS

POINTS	49	INDIANA, 1/29/20
FIELD GOALS MADE	19	INDIANA, 1/29/20
	19	MARYLAND, 12/10/19
FIELD GOAL ATTEMPTS	54	at Ohio State, 12/7/19
	54	OHIO STATE, 1/18/20
FG PERCENTAGE	.333, 19-57	INDIANA, 1/29/20
	.333, 19-57	MARYLAND, 12/10/19
3 PT FIELD GOALS MADE	2	NORTHWESTERN, 2/15/20
	2	INDIANA, 1/29/20
	2	at Rutgers, 1/7/20
3 PT FG ATTEMPTS	10	at Rutgers, 12/4/19
3 PT FG PERCENTAGE	.143, 2-14	NORTHWESTERN, 2/15/20
FREE THROWS MADE	5	NORTHWESTERN, 2/15/20
FREE THROW ATTEMPTS	10	NORTHWESTERN, 2/15/20
	10	INDIANA, 1/29/20
FT PERCENTAGE	.421 8-19	at Nebraska, 2/1/20
REBOUNDS	29	OHIO STATE, 1/18/20
ASSISTS	9	INDIANA, 1/29/20
	9	at Michigan, 1/22/20
	9	at Rutgers, 1/7/20
	9	MARYLAND, 12/10/19
STEALS	2	NORTHWESTERN, 2/15/20
BLOCKED SHOTS	1	at Nebraska, 2/1/20
	1	at Michigan, 1/22/20
TURNOVERS	7	at Purdue, 2/11/20
	7	MINNESOTA, 2/8/20
FOULS	13	at Rutgers, 1/7/20

Home games indicated by CAPS.

2019-20 PENN STATE & OPPONENT INDIVIDUAL BIG HIGHS

PENN STATE

POINTS	33	Lamar Stevens vs. MINNESOTA, 2/8/20
	24	Lamar Stevens at Michigan St., 2/4/20
	24	Lamar Stevens vs. OHIO STATE, 1/18/20
	23	Lamar Stevens vs. NORTHWESTERN, 2/15/20
	23	Izaiah Brockington vs. Iowa, 1/4/20
	21	Myreon Jones at Rutgers, 1/7/20
	20	Myreon Jones at Michigan St., 2/4/20
	20	Myreon Jones vs. OHIO STATE, 1/18/20
FIELD GOALS MADE	11	Lamar Stevens vs. MINNESOTA, 2/8/20
	9	Mike Watkins at Purdue, 2/11/20
	9	Lamar Stevens at Michigan St., 2/4/20
	9	Izaiah Brockington vs. Iowa, 1/4/20
FIELD GOAL ATTEMPTS	21	Lamar Stevens vs. MINNESOTA, 2/8/20
	21	Lamar Stevens vs. INDIANA, 1/29/20
FG PERCENTAGE (min 5 made)	.875, 5-5	Mike Watkins at Rutgers, 1/7/20
	.778, 7-9	Curtis Jones Jr. at Michigan, 1/22/20
3 PT FIELD GOALS MADE	6	Seth Lundy at Purdue, 2/11/20
	6	Myreon Jones at Michigan St., 2/4/20
	5	Myreon Jones at Rutgers, 1/7/20
	4	Myles Dread at Nebraska, 2/1/20
	4	Curtis Jones Jr. vs. Iowa, 1/4/20
3 PT FG ATTEMPTS	11	Myles Dread vs. NORTHWESTERN, 2/15/20
3 PT FG % (min 2 made)	1.000, 2-2	Jamari Wheeler at Nebraska, 2/1/20
	.800, 4-5	Myles Dread at Purdue, 2/11/20
	.750, 6-8	Myreon Jones at Michigan St., 2/4/20
	.750, 3-4	Myreon Jones at Michigan, 1/22/20
	.750, 3-4	Curtis Jones Jr. at Michigan, 1/22/20
FREE THROWS MADE	9	Lamar Stevens at Purdue, 2/11/20
	9	Lamar Stevens vs. MINNESOTA, 2/8/20
FREE THROW ATTEMPTS	12	Lamar Stevens vs. MINNESOTA, 2/8/20
FT PERCENTAGE (min 4 made)	1.000, 8-8	Lamar Stevens vs. OHIO STATE, 1/18/20
	1.000, 6-6	Seth Lundy vs. MINNESOTA, 2/8/20
	1.000, 6-6	Myles Dread vs. Iowa, 1/4/20
	1.000, 5-5	Curtis Jones Jr. at Michigan St., 2/4/20
	1.000, 4-4	Lamar Stevens at Minnesota, 1/15/20
	1.000, 4-4	Lamar Stevens vs. WISCONSIN, 1/11/20
REBOUNDS	17	Mike Watkins at Nebraska, 2/1/20
	13	Lamar Stevens vs. WISCONSIN, 1/11/20
	11	Mike Watkins vs. MARYLAND, 12/10/19
ASSISTS	6	Jamari Wheeler vs. NORTHWESTERN, 2/15/20
	6	Myreon Jones at Nebraska, 2/1/20
	6	Myreon Jones vs. MARYLAND, 12/10/19
STEALS	4	Jamari Wheeler vs. INDIANA, 1/29/20
	4	Myreon Jones vs. INDIANA, 1/29/20
	4	Lamar Stevens vs. INDIANA, 1/29/20
BLOCKED SHOTS	4	Mike Watkins vs. MARYLAND, 12/10/19
	3	Mike Watkins vs. Iowa, 1/4/20
MINUTES	39	Lamar Stevens at Michigan St., 2/4/20
	39	Lamar Stevens vs. WISCONSIN, 1/11/20
	37	Lamar Stevens vs. MINNESOTA, 2/8/20
	37	Myreon Jones at Rutgers, 1/7/20
	37	Lamar Stevens vs. MARYLAND, 12/10/19

OPPONENT

POINTS	34	Luka Garza, Iowa, 1/4/20
	32	Daniel Oturu, MINNESOTA, 2/8/20
	28	Kaleb Wesson, Ohio State, 12/7/19
	27	Marcus Carr, Minnesota, 1/15/20
	26	Daniel Oturu, Minnesota, 1/15/20
FIELD GOALS MADE	13	Luka Garza, Iowa, 1/4/20
	12	Daniel Oturu, MINNESOTA, 2/8/20
	9	Micah Potter, WISCONSIN, 1/11/20
	9	Kaleb Wesson, Ohio State, 12/7/19
FIELD GOAL ATTEMPTS	23	Daniel Oturu, MINNESOTA, 2/8/20
	23	Zavier Simpson, Michigan, 1/22/20
FG PERCENTAGE (min 5 made)	.857, 6-7	Pete Nance, NORTHWESTERN, 2/15/20
3 PT FIELD GOALS MADE	5	Joe Wieskamp, Iowa, 1/4/20
3 PT FG ATTEMPTS	11	Cassius Winston, Michigan St., 2/4/20
3 PT FG % (min 2 made)	.800, 4-5	Luther Muhammad, Ohio State, 12/7/19
	.750, 3-4	Andre Wesson, OHIO STATE, 1/18/20
FREE THROWS MADE	12	Ron Harper Jr., Rutgers, 1/7/20
FREE THROW ATTEMPTS	14	Daniel Oturu, Minnesota, 1/15/20
	14	Luka Garza, Iowa, 1/4/20
FT PERCENTAGE (min 4 made)	1.000, 12-12	Ron Harper Jr., Rutgers, 1/7/20
	1.000, 6-6	Luther Muhammad, OHIO STATE, 1/18/20
	1.000, 6-6	Eric Ayala, MARYLAND, 12/10/19
	1.000, 6-6	Kaleb Wesson, Ohio State, 12/7/19
	1.000, 4-4	Jahaad Proctor, Purdue, 2/11/20
	1.000, 4-4	Trayce Jackson-Davis, INDIANA, 1/29/20
	1.000, 4-4	Joe Toussaint, Iowa, 1/4/20
REBOUNDS	16	Daniel Oturu, MINNESOTA, 2/8/20
	14	Daniel Oturu, Minnesota, 1/15/20
	13	Micah Potter, WISCONSIN, 1/11/20
	13	Brad Davison, WISCONSIN, 1/11/20
ASSISTS	9	Cassius Winston, Michigan St., 2/4/20
	9	Marcus Carr, Minnesota, 1/15/20
	7	CJ Walker, Ohio State, 12/7/19
BLOCKED SHOTS	5	Xavier Tillman, Michigan St., 2/4/20
	3	Daniel Oturu, MINNESOTA, 2/8/20
	3	Marcus Bingham Jr., Michigan St., 2/4/20
	3	Myles Johnson, Rutgers, 1/7/20
	3	Ryan Kriener, Iowa, 1/4/20
	3	Jalen Smith, MARYLAND, 12/10/19
STEALS	2	Jahaad Proctor, Purdue, 2/11/20
	2	Malik Hall, Michigan St., 2/4/20
	2	Xavier Tillman, Michigan St., 2/4/20
	2	Dachon Burke, Nebraska, 2/1/20
	2	Charlie Easley, Nebraska, 2/1/20
	2	Haanif Cheatham, Nebraska, 2/1/20
	2	Armaan Franklin, INDIANA, 1/29/20
	2	Jon Teske, Michigan, 1/22/20
	2	Franz Wagner, Michigan, 1/22/20
	2	Austin Davis, Michigan, 1/22/20
	2	CJ Walker, OHIO STATE, 1/18/20
	2	Gabe Kalscheur, Minnesota, 1/15/20
	2	Jacob Young, Rutgers, 1/7/20
	2	Paul Mulcahy, Rutgers, 1/7/20
	2	Joe Toussaint, Iowa, 1/4/20

Home games indicated by CAPS.

PENN STATE: LAST TIME IT HAPPENED

TEAM WON / LOSS

BEAT TOP 25 Team	1/18/20 vs. No. 21 Ohio State (90-76)
BEAT TOP 25 TEAM ROAD	2/4/20 at No. 16 Michigan State (75-70)
BEAT TOP 10 Team	2/12/19 vs. No. 6 Michigan (75-69)
BEAT TOP 5 Team	12/10/19 vs. No. 4 Maryland (76-69)
BEAT A BIG TEN TEAM BY 20+	2/19/19 vs. Nebraska (95-71)
WON IN OVERTIME	1/12/18 vs. Nebraska (76-74 (ot))
LOST IN OVERTIME	3/14/19 vs. Minnesota-BTT (L, 72-77 (ot))
PLAYED DOUBLE OVERTIME	3/6/16 vs. Illinois (W, 86-79 (2ot))
PLAYED TRIPLE OVERTIME	2/11/17 at Indiana (L, 110-102 (3ot))
NEVER TRAILED	2/11/20 at Purdue (88-76)
CAME FROM 20+ DOWN TO WIN	3/15/95 (NIT) vs Miami (62-56) (-20)
CAME FROM 15+ DOWN TO WIN	11/23/19 vs. Yale (48-32, 9:12 2H) (-16)
Came From 10-14 DOWN TO WIN	3/14/18 vs. Temple-NIT (63-57) (-11)
WON BIG TEN ROAD	2/11/20 at Purdue (88-76)
WON BIG TEN NEUTRAL	1/4/20 vs. No.23 Iowa (The Palestra) (89-86)
WON TOP 25 BIG TEN ROAD	2/4/20 at 16/14 Michigan State (75-70)
WON NON-CONFERENCE ROAD	11/14/19 at Georgetown (81-66)
WON NON-CONFERENCE NEUTRAL	11/29/19 vs. Syracuse, NIT Preseason TipOff (85-64)
LOST BIG TEN AT HOME	1/11/20 vs. Wisconsin (49-58)
LOST NON-CONFERENCE AT BJC	12/22/17 vs. Rider (70-71)
LOST NON-CONFERENCE AT REC HALL	12/14/13 vs. Princeton (71-69 (ot)) - at Rec Hall

TEAM SCORING

SCORED 100+	2/1/17 at Indiana (102 (3ot))
ALLOWED 100+	12/7/19 at Ohio State, (106)
BOTH TEAMS SCORED 100+	2/1/17 at Indiana (L, 110-102 (3ot))
SCORED 90+	1/18/20 vs. No. 21 Ohio State (90)
ALLOWED 90+	1/31/19 vs. No. 17 Purdue (99-90 (ot))
SCORED 80+	2/11/20 at Purdue (88)
CONSECUTIVE GAMES SCORING 80+	3: 12/20/19 vs. Central Conn. State (87), 12/20/19 vs. Cornell (90) & 1/4/20 vs. Iowa (89) 4: 11/5/19 vs. Maryland Eastern Shore (84), 11/9/19 vs. Wagner (91) 11/14/19 at Georgetown (81) & 11/19/19 vs. Bucknell (98)
SCORED UNDER 50	1/11/20 vs. Wisconsin (49)
SCORED UNDER 40	2/21/15 at Northwestern (39)
SCORED 60+ IN A HALF	12/19/09 vs. Gardner-Webb (60 2nd)
SCORED 50+ IN FIRST HALF	12/20/19 vs. Central Conn. State, (51)
SCORED 50+ IN SECOND HALF	1/4/20 vs. Iowa (50)
SCORED 45+ IN FIRST HALF	1/15/20 at Minnesota (46)
BENCH SCORED 50+	12/7/05 vs. UMKC (50)
OPP SCORED 45 OR LESS	1/27/18 vs. Rutgers (43)
CONSECUTIVE OPP BELOW 45	2009 at Temple (45) & UMBC (42)
OPP SCORED 40 OR LESS	3/6/14 at Northwestern (32)
CONSECUTIVE OPP BELOW 40	2007 vs. Princeton (38) & Denver (39)
OPP SCORED 10 OR LESS IN HALF	12/15/07 Denver (10)
OPP SCORED 15 OR LESS IN HALF	2/7/15 Nebraska (13)

TEAM SHOOTING PERCENTAGES

SHOT 60%+ FG	11/19/19 vs. Bucknell (60.0%)
SHOT 60%+ FG IN BIG TEN	1/3/06 vs Northwestern (64.0%)
SHOT 50%+ FG IN BIG TEN	2/11/20 at Purdue (51.9%)
SHOT 70% IN HALF	1/5/18 vs. Northwestern (17-24, 70.8%)
SHOT 60% IN HALF	1/15/20 at Minnesota (60.0%)
SHOT UNDER 30%	11/21/18 vs. Bradley (17-59, 28.8%)
SHOT 70%+ FROM 3PT	PSU record - 1/25/18 at 13/13 Ohio State, 11-14, 78.6%)
SHOT 60%+ FROM 3PT	11/28/10 vs. Furman (12-19, 63.2%)
SHOT 50%+ FROM 3PT	2/11/20 at Purdue (14-26, 53.8%)
SHOT 95%+ FROM FT	12/21/18 at Alabama (5-5, 100%)
SHOT 90%+ FROM FT	2/11/17 at Illinois (18-20, 90%)
SHOT 85% FROM FT	2/19/19 vs. Nebraska (14-16, 87.5)
SHOT 40% OR LESS FT	1/25/16 at Ohio State (2-5, 40%)

SHOT 0.0% FT	1/3/12 at Wisconsin (0-1, 0.0%)
OPP SHOT 60%+ FG	12/15/18 NC State (60.7%)
OPP SHOT BELOW 30% FG	12/4/19 vs. Wake Forest (17-58, 29.3%)
OPP SHOT 0.0% 3FG	12/17/17 at George Mason (0-14)

TEAM REBOUNDING

50+ REBOUNDS	12/14/19 vs. Alabama (50)
45+ REBOUNDS	2/1/20 at Nebraska (49)
20+ OFFENSIVE REBS	1/29/19 vs. Syracuse (23)
20 OR LESS REBOUNDS	2/29/12 at Purdue (17)
OPP 20 OR LESS REBOUNDS	2/11/17 at Illinois (20)

TEAM STEALS, ASSISTS, TURNOVERS & BLOCKS

15+ STEALS	1/29/20 vs Indiana (15)
10+ STEALS	1/4/20 vs. Iowa (11)
30+ ASSISTS	12/30/06 vs. VMI (36)
20+ ASSISTS	2/11/20 at Purdue (21)
CONSEC. GAMES/ 20+ ASSISTS	1/2/18 at Maryland (20) & 12/30/17 vs. Coppin St. (22) 12/18/16 vs. St. John's (23), 12/21/16 vs Morgan State (23) 11/13/16 vs. Duquesne (20), 11/15/16 vs. Grand Canyon (20)
5 OR FEWER TURNOVERS	3/1/18 vs. Northwestern-BTT (5)
20 + TURNOVERS	11/14/19 at Georgetown (20)
OPP 25+ TURNOVERS	11/12/17 Fairleigh Dickinson (31)
10+ BLOCKS	12/20/19 vs. Central Conn. (10)
10 PLAYERS 10+ MINUTES	11/5/19 vs. Maryland Eastern Shore (10)

INDIVIDUAL SCORING

PLAYER 40+ POINTS	Gene Harris (46) vs. Holy Cross, 12/28/1961
PLAYER 35+ POINTS	D.J. Newbill (37) vs. Purdue, 1/17/2015
PLAYER 30-34 POINTS	Lamar Stevens (33) vs. Minnesota, 2/8/20
3 PLAYERS 20+ POINTS	Claxton, Comley, Hassell vs. VMI, 12/30/2006
2 PLAYERS 20+ POINTS	Myreon Jones (20) and Lamar Stevens (24) at Michigan State, 2/4/20
6+ PLAYERS 10+ POINTS	11/5/19 vs. Maryland Eastern Shore (6)
5+ PLAYERS 10+ POINTS	2/11/20 at Purdue (5)
2+ PLAYERS DOUBLE-DOUBLES	12/10/19 vs. Maryland Mike Watkins (15 pts/11 reb) & Lamar Stevens (15 pts/10 reb)

MISCELLANEOUS INDIVIDUAL STATS

PLAYER 20+ REBOUNDS	Aaron Johnson (21) vs. Northwestern, 1/22/05
PLAYER 15+ REBOUNDS	Mike Watkins (17) at Nebraska, 2/1/20
PLAYER 10+ ASSISTS	Tony Carr (14) vs. Utah-NIT (82-66), 3/29/18
PLAYER 5+ STEALS	Josh Reaves (5) at Ohio State, 2/7/19 Jamari Wheeler (5) at Ohio State, 2/7/19
PLAYER 5+ BLOCKS	Mike Watkins (5) vs. Central Conn. State, 12/20/19
PLAYER 5+ BLOCKS, Consec. Games	Mike Watkins (5) vs. Albany, 11/11/16; Duquesne, 11/13/16
PLAYER 6+ THREES	Josh Reaves (6) vs. Illinois, 3/10/19 Rasir Bolton (7) vs. Colgate, 12/8/18

2019-20 PENN STATE GAME BOX SCORES & RECAPS

G1: Penn State 84, Md. Eastern Shore 46

Nov. 5, 2019 Bryce Jordan Center, University Park, Pa.

UMES 46 • 0-1,0-0 MEAC

#	Player	Total			3-Ptr			Rebounds			PF	TP	A	TO	Blk	Stl	Min
		FG-FGA	FG-FGA	FT-FTA	FG-FGA	FG-FGA	FT-FTA	Off	Def	Tot							
00	AJ Cheeseman	f	4-11	0-2	1-4	0	1	1	1	9	0	3	0	0	0	21	
22	Gabriel Gyamfi	f	1-2	0-1	1-2	1	3	4	2	3	0	3	1	1	0	20	
02	Ty Gibson	g	2-8	1-5	1-2	0	1	1	1	6	0	1	0	2	2	21	
11	Ahmad Frost	g	0-2	0-1	0-0	1	1	2	0	0	0	3	0	0	0	14	
33	Derrick Green	g	0-1	0-0	0-0	0	1	1	0	0	1	0	0	0	0	12	
01	Marlon Adams	g	0-1	0-0	0-0	0	2	2	3	0	1	2	0	1	1	9	
03	Canaan Bartley	g	2-3	1-1	0-0	1	2	3	1	5	0	1	0	0	0	13	
04	Kevon Voyles	g	2-7	0-4	0-0	1	0	1	4	4	0	1	0	0	0	12	
05	Da'Shawn Phillip	g	3-8	2-5	0-0	1	1	2	3	8	1	2	0	1	1	23	
10	Glen Anderson	g	1-4	0-0	0-1	0	4	4	2	2	3	0	0	0	0	26	
14	Bruce Guy	g	2-3	0-0	3-4	1	2	3	1	7	1	1	0	1	1	10	
21	Jacob McIntosh	g	1-1	0-0	0-0	0	0	0	3	2	0	1	0	0	1	6	
24	Walter Prevost	g	0-3	0-0	0-0	1	1	2	1	0	1	1	0	0	0	13	
	Team					4	2	6									
	Totals		18-54	4-19	6-13	11	21	32	22	46	8	19	1	7	0	200	

FG % 1st Half: 7-21 33.3% 2nd half: 11-33 33.3% Game: 18-54 33.3%
 3FG % 1st Half: 1-8 12.5% 2nd half: 3-11 27.3% Game: 4-19 21.1%
 FT % 1st Half: 2-7 28.6% 2nd half: 4-6 66.7% Game: 6-13 46.2%

Penn State 84 • 1-0,0-0 Big Ten

#	Player	Total			3-Ptr			Rebounds			PF	TP	A	TO	Blk	Stl	Min
		FG-FGA	FG-FGA	FT-FTA	FG-FGA	FG-FGA	FT-FTA	Off	Def	Tot							
11	Stevens, Lamar	f	6-12	2-5	3-4	2	4	6	3	17	1	2	0	0	0	20	
24	Watkins, Mike	c	5-6	0-0	2-3	4	7	11	0	12	0	0	7	1	0	22	
00	Jones, Myreon	g	3-4	2-3	2-3	0	2	2	0	10	6	2	0	0	0	26	
02	Dread, Myles	g	5-7	5-6	0-0	0	0	0	3	15	2	2	1	2	1	16	
05	Wheeler, Jamari	g	0-2	0-1	0-0	1	2	3	1	0	4	2	1	4	0	20	
01	Lundy, Seth	g	0-1	0-1	3-5	1	2	3	4	3	2	2	0	0	0	14	
04	Jones Jr., Curtis	g	4-9	2-6	0-0	0	2	2	2	10	1	1	1	2	2	24	
10	McCloskey, Kyle	g	0-1	0-1	0-2	0	0	0	0	0	0	1	0	0	0	8	
12	Brockington, Izaiah	g	4-8	1-3	1-3	0	2	2	3	10	1	1	0	1	1	18	
15	Buttrick, Trent	g	1-6	0-4	0-0	1	2	3	0	2	1	0	1	0	0	15	
20	Nussbaum, Taylor	g	0-0	0-0	1-2	1	0	1	0	1	0	0	0	0	0	2	
21	Harrar, John	g	1-2	0-1	2-2	3	2	5	1	4	1	2	0	0	0	15	
33	Beattie, Stephen	g	0-0	0-0	0-0	0	0	0	0	0	0	0	0	0	0	2	
	Team					1	3	4									
	Totals		29-58	12-31	14-24	14	28	42	17	84	19	15	11	10	0	200	

FG % 1st Half: 13-31 41.9% 2nd half: 16-27 59.3% Game: 29-58 50.0%
 3FG % 1st Half: 4-16 25.0% 2nd half: 8-15 53.3% Game: 12-31 38.7%
 FT % 1st Half: 7-12 58.3% 2nd half: 7-12 58.3% Game: 14-24 58.3%

Officials: Bill McCarthy, Bill Ek, D.J. Carstensen
 Technical fouls: UMES-None. Penn State-None.
 Attendance: 5869
 2019-20 Men's Basketball. Round: 0. Penn St. vs UMES. Played at Bryce Jordan C

Score by periods	1st	2nd	Total
UMES	17	29	46
Penn State	37	47	84

Last FG - UMES 2nd-00:29, PSU 2nd-02:07.
 Largest lead - UMES None, PSU by 48 2nd-09:06.
 UMES led for 00:00. PSU led for 39:49. Game was tied for 00:11.

In Off 2nd Fast
 Points Paint T/O Chance Break Bench
 UMES 24 12 7 7 7 28
 PSU 28 15 2 22 22 30

Score tied - 0 times.
 Lead changed - 0 times.

STEVENS LEADS SIX LIONS IN DOUBLE FIGURES WITH 17

Six Nittany Lions scored in double figures in the 2019-20 season opener with an 84-46 win over Maryland Eastern Shore. Lamar Stevens had a team-best 17 points on 50-percent shooting from the field and Mike Watkins posted his 27th career double-double with 12 points on 5-of-6 shooting and a game-high 11 rebounds.

Penn State extended a 37-17 halftime lead with a 22-5 run over the first seven minutes of the second half. That stretch included eight field goals on nine attempts from the field. PSU shot 59.3 percent for the half and finished the night at 50 percent (29-59). Defensively, the Nittany Lions held the Hawks to only 33.3 percent shooting for the game.

The Nittany Lions continued with a stout defense, relentless rebounding and strong shooting in the second half. Penn State forced 19 turnovers and made eight of its 12 three pointers in the second stanza to cruise to the win. For the game, Penn State had a 42-32 rebounding advantage.

Watkins was dominant on both ends of the floor. He registered his 200th block of his career in the first half and added six more for seven on the night, his highest blocked shot total since Dec. 4, 2017 vs. Wisconsin. He was not called for any personal fouls.

Penn State opened the game on a 9-0 run and led the Hawks 20-12 midway through the first half. Stevens and Izaiah Brockington combined for 11 points over a three-minute span to help Penn State open up the game and take a 33-14 lead.

AJ Cheeseman had a team-best nine points for the Hawks and Gabriel Gyamfi and Glen Anderson each had four rebounds.

G2: Penn State 91, Wagner 64

Nov. 9, 2019 Bryce Jordan Center, University Park, Pa.

Wagner 64 • 0-2,0-0 NEC

#	Player	Total			3-Ptr			Rebounds			PF	TP	A	TO	Blk	Stl	Min
		FG-FGA	FG-FGA	FT-FTA	FG-FGA	FG-FGA	FT-FTA	Off	Def	Tot							
32	Patrick Szpir	f	4-10	0-0	0-0	3	6	9	4	8	0	0	0	0	0	29	
02	Alex Morales	g	6-14	2-5	4-7	0	6	6	2	18	3	5	0	2	37		
11	Will Martinez	g	1-7	0-0	2-4	1	1	2	5	4	4	3	0	2	29		
13	Tyrone Nesby IV	g	0-5	0-5	0-0	0	1	1	5	0	2	1	0	0	26		
33	Curtis Cobb	g	8-17	3-8	0-0	1	3	4	2	19	1	5	0	0	37		
04	Elijah Ford	g	4-5	0-0	4-6	1	8	9	4	12	2	2	0	0	25		
22	Ja'Mier Fletcher	g	1-1	0-0	1-2	0	0	0	5	3	0	0	0	0	11		
25	Deandre Wilkins	g	0-0	0-0	0-1	0	1	1	1	0	0	1	0	0	6		
	Team					2	4	6									
	Totals		24-59	5-18	11-20	8	30	38	28	64	10	18	1	4	0	200	

FG % 1st Half: 12-31 38.7% 2nd half: 12-28 42.9% Game: 24-59 40.7%
 3FG % 1st Half: 4-11 36.4% 2nd half: 1-7 14.3% Game: 5-18 27.8%
 FT % 1st Half: 2-4 50.0% 2nd half: 9-16 56.3% Game: 11-20 55.0%

Penn State 91 • 2-0,0-0 Big Ten

#	Player	Total			3-Ptr			Rebounds			PF	TP	A	TO	Blk	Stl	Min
		FG-FGA	FG-FGA	FT-FTA	FG-FGA	FG-FGA	FT-FTA	Off	Def	Tot							
11	Stevens, Lamar	f	6-13	0-2	1-5	3	3	6	3	13	0	1	0	1	27		
24	Watkins, Mike	c	2-4	0-0	3-4	1	7	8	1	7	1	3	1	0	22		
00	Jones, Myreon	g	5-10	2-5	2-3	0	1	1	3	14	3	2	0	1	26		
02	Dread, Myles	g	1-10	1-9	6-6	1	4	5	0	9	5	1	0	1	24		
05	Wheeler, Jamari	g	3-4	2-2	2-6	0	3	3	2	10	2	1	0	3	23		
01	Lundy, Seth	g	4-4	2-2	2-2	2	5	7	3	12	0	0	1	0	15		
04	Jones Jr., Curtis	g	3-8	2-4	0-0	0	3	3	3	8	1	0	0	1	19		
10	McCloskey, Kyle	g	0-1	0-1	0-0	0	0	0	0	0	0	0	0	0	2		
12	Brockington, Izaiah	g	4-9	1-4	3-4	1	2	3	1	12	1	2	0	1	24		
15	Buttrick, Trent	g	1-1	1-1	0-0	0	0	0	0	3	0	1	0	1	5		
21	Harrar, John	g	1-1	0-0	1-3	2	2	2	3	3	3	1	0	0	13		
	Team					2	3	5									
	Totals		30-65	11-30	20-33	12	31	43	19	91	16	12	2	9	0	200	

FG % 1st Half: 13-34 38.2% 2nd half: 17-31 54.8% Game: 30-65 46.2%
 3FG % 1st Half: 4-14 28.6% 2nd half: 7-16 43.8% Game: 11-30 36.7%
 FT % 1st Half: 7-13 53.8% 2nd half: 13-20 65.0% Game: 20-33 60.6%

Officials: Andy O'Brien, Edwin Young, Larry Scirotto
 Technical fouls: Wagner-Tyrone Nesby IV; Elijah Ford. Penn State-None.
 Attendance: 6372
 2019-20 Men's Basketball. Round: 0. Penn St. vs Wagner. Played at Bryce Jordan

Score by periods	1st	2nd	Total
Wagner	30	34	64
Penn State	37	54	91

Last FG - WC 2nd-00:07, PSU 2nd-00:28.
 Largest lead - WC by 4 1st-16:05, PSU by 30 2nd-02:19.
 WC led for 04:33. PSU led for 34:00. Game was tied for 01:27.

In Off 2nd Fast
 Points Paint T/O Chance Break Bench
 WC 26 15 10 10 10 15
 PSU 28 14 17 20 20 38

Score tied - 3 times.
 Lead changed - 4 times.

STRONG SECOND HALF SECURES DOUBLE-DIGIT WIN

Penn State downed Wagner, 91-64 for its second-straight double-digit margin victory. Five Nittany Lions scored in double figures in the win led by Myreon Jones' season-high 14 points.

Lamar Stevens added 13 points and had six rebounds in 24 minutes of action. Seth Lundy and Izaiah Brockington had 12 each with all 12 of Wheeler's and 10 of Brockington's points coming in the second half. Jamari Wheeler scored 10 points and tied his career best with two 3-point field goals.

Mike Watkins paced Penn State with eight boards and Lundy grabbed seven.

The two teams traded baskets in the first half with both teams shooting 38 percent and were even on 3-point field goals at four each. The 37-30 Nittany Lion lead at the half was courtesy of one extra field goal and five free throws.

Penn State went on a 12-1 run out of the half to go up 49-31 with baskets from four different Nittany Lions. The second half saw a 54-point total for PSU, including seven treys, and a 54.8 field goal percentage.

Defensively, the Nittany Lions forced 18 turnovers and had nine steals with a game-high three by Wheeler.

Penn State took advantage of Wagner's thin personnel situation as three Seahawks fouled out and two others had four. The Nittany Lions added 20 points to the total from the free throw line.

Three Seahawks finished the game in double figures as graduate guard Curtis Cobb led all scorers with 19 points. Patrick Szpir had a game-best nine rebounds.

2019-20 PENN STATE GAME BOX SCORES & RECAPS

G3: Penn State 81, Georgetown 66

Nov. 14, 2019 B1G/ACC Challenge/Capital One Center, Washington D.C.

Penn State 81 • 3-0,0-0 Big Ten

#	Player	Total			3-Ptr			Rebounds			PF	TP	A	TO	Blk	Stl	Min
		FG	FGA	FT	FTA	FG	FGA	FT	FTA	Off							
11	Stevens, Lamar	r	4-13	2-5	4-6	2	7	9	2	14	3	6	1	4	38		
24	Watkins, Mike	c	3-6	0-0	2-3	1	7	8	2	8	0	2	4	24			
00	Jones, Myreon	g	6-13	5-8	4-4	0	1	1	3	21	2	3	0	27			
02	Dread, Myles	g	5-13	4-11	0-0	1	5	6	3	14	4	0	0	32			
05	Wheeler, Jamari	g	2-4	1-1	0-0	0	3	3	4	5	5	4	0	25			
01	Lundy, Seth	g	0-0	0-0	0-0	0	0	0	2	0	1	0	0	4			
04	Jones Jr., Curtis	g	2-4	1-3	0-0	1	0	1	0	5	2	2	0	13			
12	Brockington, Izaiah	g	3-6	0-1	2-4	3	4	7	3	8	1	3	0	24			
21	Harrar, John	g	3-4	0-0	0-0	1	3	4	2	6	1	0	0	13			
	Team					2	0	2									
Totals			28-63	13-29	12-17	11	30	41	21	81	19	20	5	15	200		

FG % 1st Half: 15-33 45.5% 2nd half: 13-30 43.3% Game: 28-63 44.4% Deadball Rebounds 1

3FG % 1st Half: 7-14 50.0% 2nd half: 6-15 40.0% Game: 13-29 44.8%

FT % 1st Half: 5-9 55.6% 2nd half: 7-8 87.5% Game: 12-17 70.6%

Georgetown 66 • 2-1,0-0 Big East

#	Player	Total			3-Ptr			Rebounds			PF	TP	A	TO	Blk	Stl	Min
		FG	FGA	FT	FTA	FG	FGA	FT	FTA	Off							
01	Jamorko Pickett	r	3-6	1-2	0-0	1	2	3	2	7	1	3	1	2	20		
44	Omer Yurtseven	c	7-14	0-0	2-4	4	6	10	3	16	0	3	3	3	25		
02	Mac McClung	g	1-7	0-3	0-0	0	2	2	1	2	2	3	0	21			
03	James Akinjo	g	5-12	1-4	2-2	0	3	3	2	13	2	2	0	26			
04	Jagan Mosely	g	0-1	0-0	1-2	0	3	3	1	1	3	2	0	1	23		
00	Jahvon Blair	g	1-3	0-1	0-0	1	0	1	0	2	2	1	0	10			
11	Galen Alexander	g	2-5	1-2	2-2	2	1	3	0	7	0	1	0	17			
12	Terrell Allen	g	1-1	0-0	0-0	0	2	2	4	2	1	2	0	13			
15	Myron Gardner	g	0-3	0-0	4-4	1	2	3	1	4	1	0	0	14			
23	Josh LeBlanc	g	2-5	1-1	2-2	2	4	6	2	7	1	3	0	20			
34	Qudus Wahab	g	1-4	0-0	3-5	1	1	2	1	5	0	1	0	11			
	Team					1	2	3									
Totals			23-61	4-13	16-21	13	28	41	17	66	13	21	4	9	200		

FG % 1st Half: 11-26 42.3% 2nd half: 12-35 34.3% Game: 23-61 37.7% Deadball Rebounds 0

3FG % 1st Half: 2-4 50.0% 2nd half: 2-9 22.2% Game: 4-13 30.8%

FT % 1st Half: 10-13 76.9% 2nd half: 6-8 75.0% Game: 16-21 76.2%

Officials: Kelly Pfeifer, Paul Szec, Terry Oglesby
Technical fouls: Penn State-Wheeler, Jamari. Georgetown-Terrell Allen.
Attendance: 8691

2019-20 Men's Basketball. Round: 0. Georgetown vs Penn St.. Played at Capital

Score by periods	1st	2nd	Total
Penn State	42	39	81
Georgetown	34	32	66

Last FG - PSU 2nd-02:39, GTOWN 2nd-01:28.
Largest lead - PSU by 18 1st-09:28, GTOWN None.
PSU led for 39:21. GTOWN led for 00:00. Game was tied for 00:39.

THREE-POINTERS LIFT LIONS OVER GEORGETOWN

The Nittany Lions improved to 3-0 with an 81-66 win at Georgetown. Thirteen 3-pointers helped put Penn State ahead, then extend the lead with nine combined from sophomore guards Myreon Jones, with career-best five, and four by Myles Dread. Myreon Jones was the game's leading scorer with a career-best 21 points.

Myreon Jones scored 14 of Penn State's 16 points in the first 5:08 for a 16-5 lead. The margin increased to 18 points at 25:7 as Izaiah Brockington made three-straight field goals from close range and Dread drilled a 3-pointer off a perfect Jamari Wheeler pass.

Georgetown got the margin down to single-digits after the under-eight-minute timeout in the first half. The Hoyas made another run out of halftime, coming within five points after an Omer Yurtseven basket and free throw.

Penn State responded to the runs each time and never trailed.

Dread connected on his four triples, two in each half, and had 14 points as well as four assists on the night. Dread's only two-point basket of the night, a layup five minutes into the second half, put Penn State up by double digits for the rest of the night.

Lamar Stevens scored 10 of his 14 points in the second half and had a team-best nine rebounds. He also had a career-best four steals, three assists and a block that moved him into Penn State's career top-10 list with 91.

Penn State had 15 steals and scored 22 points off 21 GU miscues.

Omer Yurtseven led the Hoyas with 16 points and a game-high 10 rebounds while James Akinjo had 13 points. Penn State held Georgetown to 19 points below its season average.

G4: Penn State 98, Bucknell 70

Nov. 19, 2019 Preseason NIT TipOff/BJC, University Park, Pa.

Bucknell 70 • 2-3,0-0 Patriot

#	Player	Total			3-Ptr			Rebounds			PF	TP	A	TO	Blk	Stl	Min
		FG	FGA	FT	FTA	FG	FGA	FT	FTA	Off							
13	Bruce Moore	r	6-11	1-4	1-2	4	1	5	3	14	1	0	0	1	27		
00	Paul Newman	c	4-8	0-0	2-3	4	5	9	1	10	2	1	1	2	24		
04	Jimmy Sotos	g	4-9	2-3	0-0	0	3	3	2	10	6	4	0	25			
10	Andrew Funk	g	7-12	1-4	0-0	0	2	2	1	15	1	1	0	1	26		
11	Avi Toomer	g	1-9	0-4	0-0	0	1	1	2	2	1	1	0	1	27		
02	Walter Ellis	g	1-3	1-3	0-0	0	2	2	3	0	0	0	0	14			
03	Malachi Rhodes	g	0-0	0-0	0-0	0	0	0	0	0	0	0	0	2			
12	John Meeks	g	3-8	1-4	0-0	1	0	1	4	7	1	2	0	11			
14	Ben Robertson	g	3-5	1-3	0-0	1	0	1	0	7	0	1	0	11			
21	Xander Rice	g	0-3	0-2	0-0	0	0	0	0	0	0	3	0	15			
23	Kahlil Spear	g	1-1	0-0	0-0	0	3	3	2	1	0	0	0	13			
02	Jake van der Heijden	g	0-1	0-0	0-0	0	0	0	1	0	1	0	0	2			
40	Alex Timmerman	g	0-0	0-0	0-0	0	1	1	0	0	0	0	0	3			
	Team					3	0	3									
Totals			30-70	7-27	3-5	13	18	31	19	70	13	14	1	5	200		

FG % 1st Half: 18-37 48.6% 2nd half: 12-33 36.4% Game: 30-70 42.9% Deadball Rebounds 1

3FG % 1st Half: 4-13 30.8% 2nd half: 3-14 21.4% Game: 7-27 25.9%

FT % 1st Half: 2-4 50.0% 2nd half: 1-1 100.0% Game: 3-5 60.0%

Penn State 98 • 4-0,0-0 Big Ten

#	Player	Total			3-Ptr			Rebounds			PF	TP	A	TO	Blk	Stl	Min
		FG	FGA	FT	FTA	FG	FGA	FT	FTA	Off							
11	Stevens, Lamar	r	11-16	0-0	5-8	3	5	8	2	27	1	0	1	3	32		
24	Watkins, Mike	c	9-12	0-0	0-0	2	3	5	0	18	0	2	4	0	26		
00	Jones, Myreon	g	3-6	0-2	1-1	0	3	3	1	7	4	0	0	30			
02	Dread, Myles	g	4-9	0-0	0-0	1	2	3	1	12	3	0	0	22			
05	Wheeler, Jamari	g	5-5	0-0	0-0	0	4	4	0	10	4	2	0	24			
01	Lundy, Seth	g	0-4	0-2	3-4	0	1	1	2	3	0	0	0	8			
04	Jones Jr., Curtis	g	3-4	1-2	1-2	0	3	3	0	8	1	0	1	20			
10	McCloskey, Kyle	g	0-0	0-0	0-0	0	1	1	0	0	0	0	0	2			
12	Brockington, Izaiah	g	3-6	0-1	1-2	1	2	3	0	7	2	3	0	19			
15	Buttrick, Trent	g	0-0	0-0	0-0	1	0	1	0	0	1	0	0	3			
21	Harrar, John	g	1-3	0-0	4-6	3	1	4	2	6	0	1	0	14			
	Team					1	3	4									
Totals			39-65	5-16	15-23	12	28	40	9	98	15	11	6	8	200		

FG % 1st Half: 20-33 60.6% 2nd half: 19-32 59.4% Game: 39-65 60.0% Deadball Rebounds 4

3FG % 1st Half: 3-8 37.5% 2nd half: 2-8 25.0% Game: 5-16 31.3%

FT % 1st Half: 2-2 100.0% 2nd half: 13-21 61.9% Game: 15-23 65.2%

Officials: Bill McCarthy, Courtney Green, Brian Dorsey
Technical fouls: Bucknell-None. Penn State-None.
Attendance: 6797

2019-20 Men's Basketball. Round: 0. Bucknell vs Penn St.. Played at Bryce Jordan

Score by periods	1st	2nd	Total
Bucknell	42	28	70
Penn State	45	53	98

Last FG - BUCK 2nd-03:33, PSU 2nd-03:50.
Largest lead - BUCK by 4 1st-18:34, PSU by 28 2nd-01:29.
BUCK led for 02:32. PSU led for 36:38. Game was tied for 00:50.

SECOND-HALF SURGE LEADS LIONS TO 98-70 WIN

A strong second half by Penn State secured its fourth win of the season with a 98-70 win over Bucknell. Lamar Stevens poured in a season-high 27 points, including 21 of the Nittany Lions' 53 second-half points to lead the charge.

Stevens and Mike Watkins went a combined 20-28 from the field in the victory and Penn State benefitted from 60 percent shooting from the field and 58 points in the paint to take control of the game.

Watkins finished with 18 points and grabbed five rebounds and blocked four shots. His fourth rebound of the night moved him into sole possession of the No. 5 spot on Penn State's career rebounding list, now with 757.

Stevens started the second stanza with the first eight points for a 53-42 lead and he pulled down his own missed attempt and started a stretch where Penn State went 8-8 from the field.

The Nittany Lions led by only three at the half, 45-42. Bucknell made five straight and 7-of-9 baskets over a 4:08 stretch to pull within two at 35-33. The two teams traded baskets in the last 75 seconds of the first half with the Bison getting as close as one point, 43-42. Curtis Jones Jr. scored his seventh point of the half with a field goal to arrive at the halftime score.

Myles Dread added four 3-pointers and finished with 12 points. Wheeler was a perfect 5-5 from the field and had his fifth career double-figure scoring game. Stevens added eight rebounds, three steals and an assist and a block to his stat line.

Bucknell had four starters in double figures led by Andrew Funk with 15 and Moore with 14. Paul Newman had the game-high total in rebounds with nine.

2019-20 PENN STATE GAME BOX SCORES & RECAPS

G5: Penn State 58, Yale 56

Nov. 23, 2019 Preseason NIT TipOff/BJC, University Park, Pa.

Yale 56 • 3-3,0-0 Ivy Leag

#	Player	Total			3-Ptr			Rebounds			PF	TP	A	TO	Blk	Stl	Min
		FG-FGA	FG-FGA	FT-FTA	Off	Def	Tot	Off	Def	Tot							
20	Paul Atkinson	f	5-11	0-0	2-2	3	5	8	2	12	3	3	2	0	0	30	
23	Jordan Bruner	f	3-7	1-3	1-4	0	9	9	2	8	2	4	1	0	0	34	
00	Jalen Gabbidon	g	2-7	1-3	0-0	0	4	4	2	5	0	1	0	1	0	22	
02	Eric Monroe	g	0-0	0-0	0-0	0	4	4	2	0	1	2	1	0	0	28	
05	Azar Swain	g	9-18	6-13	0-0	0	5	5	0	24	2	4	0	0	0	35	
03	August Mahoney	g	0-0	0-0	0-0	0	0	0	2	0	0	0	0	1	0	13	
10	Matthue Cotton	g	3-7	1-3	0-2	0	2	2	2	7	1	0	0	0	0	19	
14	Jameel Alausa	g	0-1	0-1	0-2	0	2	2	2	0	1	0	0	0	0	11	
22	Austin Williams	g	0-0	0-0	0-0	0	0	0	1	0	0	1	0	0	0	3	
35	Isaiah Kelly	g	0-0	0-0	0-1	0	0	0	0	0	0	0	0	0	0	5	
Team						1	3	4				1					
Totals			22-51	9-23	3-11	4	34	38	15	56	10	16	4	2	0	200	

FG % 1st Half: 12-28 42.9% 2nd half: 10-23 43.5% Game: 22-51 43.1% Deadball Rebounds 3
 3FG % 1st Half: 4-9 44.4% 2nd half: 5-14 35.7% Game: 9-23 39.1%
 FT % 1st Half: 3-6 50.0% 2nd half: 0-5 0.0% Game: 3-11 27.3%

Penn State 58 • 5-0,0-0 Big Ten

#	Player	Total			3-Ptr			Rebounds			PF	TP	A	TO	Blk	Stl	Min
		FG-FGA	FG-FGA	FT-FTA	Off	Def	Tot	Off	Def	Tot							
11	Stevens, Lamar	f	6-17	0-4	1-2	3	10	13	2	13	3	1	3	1	0	33	
24	Watkins, Mike	c	2-3	0-0	1-2	2	2	4	1	5	0	1	0	1	0	16	
00	Jones, Myreon	g	3-14	1-5	0-0	0	4	4	1	7	4	2	0	0	0	36	
02	Dread, Myles	g	4-10	3-9	2-2	1	4	5	3	13	2	1	0	0	1	26	
05	Wheeler, Jamari	g	0-4	0-1	0-0	1	4	5	4	0	1	0	0	0	0	25	
01	Lundy, Seth	g	0-0	0-0	0-0	0	0	0	0	0	0	0	0	0	0	3	
04	Jones Jr., Curtis	g	1-7	1-5	0-0	0	1	1	2	3	2	0	0	0	0	16	
12	Brockington, Izaiah	g	6-11	0-3	3-3	1	3	4	0	15	1	1	0	1	0	27	
15	Buttrick, Trent	g	0-1	0-0	0-0	0	0	0	0	0	0	0	0	0	0	2	
21	Harrar, John	g	1-2	0-0	0-0	6	1	7	2	2	1	0	1	0	0	16	
Team						0	1	1				1					
Totals			23-69	5-27	7-9	14	30	44	15	58	14	7	4	12	0	200	

FG % 1st Half: 9-33 27.3% 2nd half: 14-36 38.9% Game: 23-69 33.3% Deadball Rebounds 0
 3FG % 1st Half: 1-3 7.7% 2nd half: 4-14 28.6% Game: 5-27 18.5%
 FT % 1st Half: 2-4 50.0% 2nd half: 5-5 100.0% Game: 7-9 77.8%

Officials: Owen Shortt, Brandon Cruz, Steve McClunkins
 Technical fouls: Yale-None. Penn State-None.
 Attendance: 6091
 2019-20 Men's Basketball. Round: 0. Penn St. vs Yale. Played at Bryce Jordan C.

Score by periods	1st	2nd	Total
Yale	31	25	56
Penn State	21	37	58

Last FG - YALE 2nd-03:54, PSU 2nd-00:56. Score tied - 0 times.
 Largest lead - YALE by 16 2nd-09:12, PSU by 2 2nd-00:56. Lead changed - 1 time.
 YALE led for 37:31. PSU led for 00:56. Game was tied for 01:33.

NITTANY LIONS ERASE DOUBLE-DIGIT DEFICIT IN WIN

Down 16 with 9:21 remaining, Penn State used a 16-2 run over the final 5:38 to come from behind and defeat Yale, 58-56. Izaiah Brockington scored 13 of his team-best 15 points in the second half and had a key steal in the final 32 seconds.

Curtis Jones Jr. and Myles Dread drilled back-to-back 3-pointers to pull the Nittany Lions within one, 56-55, at the 1:41 mark and then Dread's fast break trey gave Penn State its only lead of the contest at 58-56 with 56 seconds left.

Stevens connected on four field goals to propel Penn State back into the game. The Nittany Lions' exceptional defensive effort held Yale scoreless the final 3:54 of the game and Stevens' first block and fast break layup sparked the team's comeback.

With his career-best 13 rebounds on the night, Stevens eclipsed the 700-career rebound mark and became one of only four Nittany Lions with at least 1500 points and 700 rebounds, joining Jesse Arnette, Jamelle Cornley and Geary Claxton.

Stevens and Dread both added 13 points and Stevens added three blocks and three assists. Myreon Jones and Jamari Wheeler each had four steals, marking a career high for Myreon Jones.

Penn State managed nine field goals in the first half and was 9-33 (27.3%) from the field and 1-13 from three-point range.

Yale shot 43.1 percent for the game and made nine 3-pointers, but went 0-5 from the free throw line for the game and was 0-3 in the final 3:54 while Penn State went 5-5 in the second half.

Azar Swain had a game-high 23 points for Yale and Jordan Bruner had nine rebounds, all defensive, for the Bulldogs.

G6: Ole Miss 74, Penn State 72

Nov. 27, 2019 Preseason NIT TipOff/Barclays Center, Brooklyn

Ole Miss 74 • 5-1,0-0 SEC

#	Player	Total			3-Ptr			Rebounds			PF	TP	A	TO	Blk	Stl	Min
		FG-FGA	FG-FGA	FT-FTA	Off	Def	Tot	Off	Def	Tot							
03	Khadim Sy	f	3-8	0-1	2-3	2	6	8	4	8	1	2	0	0	0	25	
05	KJ Buffen	f	6-13	0-0	1-2	4	5	9	1	13	6	0	1	4	0	39	
00	Blake Hinson	g	6-10	3-5	2-2	1	5	6	5	17	2	3	0	0	0	30	
02	Devontae Shuler	g	0-5	0-0	0-0	0	3	3	0	0	3	2	0	0	0	26	
04	Breein Tyree	g	7-18	1-7	3-5	0	5	5	1	18	0	3	1	0	0	33	
01	Austin Crowley	g	0-1	0-0	0-0	0	0	0	0	0	1	3	0	0	0	11	
13	Bryce Williams	g	3-6	3-3	6-6	1	0	1	1	15	1	2	1	1	0	20	
14	Antavon Collum	g	0-0	0-0	0-0	0	1	1	3	0	0	0	0	0	0	12	
23	Sammy Hunter	g	1-1	0-0	1-1	0	0	0	3	3	0	0	0	0	0	4	
Team						3	2	5									
Totals			26-62	7-16	15-19	11	27	38	18	74	14	15	3	8	0	200	

FG % 1st Half: 10-25 40.0% 2nd half: 16-37 43.2% Game: 26-62 41.9% Deadball Rebounds 2,1
 3FG % 1st Half: 1-5 20.0% 2nd half: 6-11 54.5% Game: 7-16 43.8%
 FT % 1st Half: 6-10 60.0% 2nd half: 9-9 100.0% Game: 15-19 78.9%

Penn State 72 • 5-1,0-0 Big Ten

#	Player	Total			3-Ptr			Rebounds			PF	TP	A	TO	Blk	Stl	Min
		FG-FGA	FG-FGA	FT-FTA	Off	Def	Tot	Off	Def	Tot							
11	Stevens, Lamar	f	7-16	1-3	7-8	2	5	7	4	22	1	3	2	0	0	31	
24	Watkins, Mike	c	8-11	0-0	2-4	3	9	12	2	18	1	2	8	4	0	27	
00	Jones, Myreon	g	5-10	2-6	0-0	0	3	3	2	12	5	2	0	0	0	35	
02	Dread, Myles	g	0-4	0-4	0-0	0	3	3	0	3	0	2	2	0	1	24	
05	Wheeler, Jamari	g	3-5	0-1	2-2	0	3	4	8	4	3	0	1	0	0	31	
01	Lundy, Seth	g	0-1	0-0	0-0	0	0	0	0	0	1	0	2	1	0	7	
04	Jones Jr., Curtis	g	2-7	2-4	0-0	0	0	0	1	6	0	0	0	0	0	13	
12	Brockington, Izaiah	g	1-4	0-1	2-2	1	2	3	1	4	1	3	0	1	0	22	
21	Harrar, John	g	0-0	0-0	2-2	0	0	0	3	2	1	1	0	0	0	10	
Team						0	2	2									
Totals			26-58	5-19	15-18	6	27	33	20	72	16	16	12	10	0	200	

FG % 1st Half: 16-30 53.3% 2nd half: 10-28 35.7% Game: 26-58 44.8% Deadball Rebounds 1
 3FG % 1st Half: 3-8 37.5% 2nd half: 2-11 18.2% Game: 5-19 26.3%
 FT % 1st Half: 8-10 80.0% 2nd half: 7-8 87.5% Game: 15-18 83.3%

Officials: Justin Porterfield, Bo Boroski, Pat Driscoll
 Technical fouls: Ole Miss-None. Penn State-None.
 Attendance: 4114
 2019-20 Men's Basketball. Round: 0. Ole Miss vs Penn St.. Played at .

Score by periods	1st	2nd	Total
Ole Miss	27	47	74
Penn State	43	29	72

	In	Off	2nd	Fast	Bench
Points	26	16	15	12	18
PSU	36	15	6	21	12

Last FG - OM 2nd-00:26, PSU 2nd-00:38. Score tied - 3 times.
 Largest lead - OM by 2 2nd-00:13, PSU by 21 2nd-16:23. Lead changed - 1 time.
 OM led for 00:13. PSU led for 37:05. Game was tied for 02:42.

OLE MISS RALLIES IN SECOND HALF TO EDGE PENN STATE

Ole Miss used a furious late-game rally to defeat the Nittany Lions 74-72 in the first game of the NIT Season TipOff at the Barclays Center. Lamar Stevens finished the night with a game-high 22 points and Mike Watkins recorded his 28th career double-double with 18 points and 12 rebounds. Watkins also tied career highs in blocked shots with eight and steals with four.

The Rebels' Bryce Williams connected on two free throws with 13.8 seconds left to give Ole Miss its only lead of the game at 74-72. Penn State's potential game-winning 3-point try was off the mark.

The Nittany Lions came out of halftime with a 43-27 lead after shooting 53.3 percent from the field. Watkins, who had 14 points in 13 minutes in the first half, started a 9-2 run for a 52-31 Penn State advantage at the 16:23 mark.

Penn State's stretch of poor shooting allowed the Rebels to creep back into the game. Three-straight 3-pointers over a span of 90 seconds reduced the PSU lead to single digits at 57-50.

After going up by 14, Penn State's next six points over 4:29 came at the free throw line. The Rebels used a 15-4 run for a 68-65 score.

Rebel Breein Tyree tied the game at 70 all with 1:06 left with a basket and free throw. He countered Stevens' go-ahead field goal to tie the game at 72 with just 26 seconds remaining.

Penn State kept Ole Miss' top three scorers to a combined nine points in the first half. Williams had 13 of his 15 in the second.

The Nittany Lions forced 14 Rebel turnovers in the first 20 minutes, but Ole Miss had only one in the second half. Ole Miss cashed in on 12 points off eight PSU turnovers and had a 13-7 bench points advantage in that timeframe.

2019-20 PENN STATE GAME BOX SCORES & RECAPS

G7: Penn State 85, Syracuse 64

Nov. 29, 2019 Preseason NIT TipOff/Barclays Center, Brooklyn

Penn State 85 • 6-1,0-0 Big Ten

#	Player	Total			3-Ptr			Rebounds			PF	TP	A	TO	Blk	Stl	Min
		FG	FGA	FT	FTA	Off	Def	Tot	Off	Def							
11	Stevens, Lamar	f	6-12	1-4	7-8	2	5	7	4	20	4	3	0	1	27		
24	Watkins, Mike	c	5-13	0-0	5-10	11	5	16	4	15	1	3	4	2	31		
00	Jones, Myreon	g	4-13	3-8	5-6	1	9	10	2	16	3	2	0	0	37		
02	Dread, Myles	g	2-9	2-8	0-0	0	3	3	3	6	3	1	0	0	19		
05	Wheeler, Jamari	g	1-2	0-1	2-4	3	4	7	1	4	3	2	0	2	34		
01	Lundy, Seth	g	4-8	1-2	1-1	2	2	4	3	10	0	1	0	1	15		
04	Jones Jr., Curtis	g	5-10	3-7	1-2	1	1	2	2	14	4	0	0	0	26		
12	Brockington, Izaiah	g	0-0	0-0	0-0	0	2	2	1	0	0	1	0	0	4		
21	Harrar, John	g	0-0	0-0	0-0	0	0	0	1	0	0	0	0	0	7		
Team						3	3	6					1				
Totals			27-67	10-30	21-31	23	34	57	21	85	18	14	4	6	200		

FG % 1st Half: 11-34 32.4% 2nd half: 16-33 48.5% Game: 27-67 40.3% Deadball Rebounds 6
 3FG % 1st Half: 4-16 25.0% 2nd half: 6-14 42.9% Game: 10-30 33.3%
 FT % 1st Half: 8-12 66.7% 2nd half: 13-19 68.4% Game: 21-31 67.7%

Syracuse 64 • 4-3,0-1 ACC

#	Player	Total			3-Ptr			Rebounds			PF	TP	A	TO	Blk	Stl	Min
		FG	FGA	FT	FTA	Off	Def	Tot	Off	Def							
21	Marek Dolezaj	f	3-4	0-0	4-8	2	3	5	5	10	2	1	0	1	31		
33	Elijah Hughes	f	3-11	2-7	11-13	0	4	4	3	19	4	1	2	2	40		
34	Bourama Sidibe	f	1-3	0-0	0-0	1	0	1	5	2	0	0	0	1	17		
11	Joseph Girard III	g	1-9	0-4	4-5	0	2	2	1	6	7	2	0	2	32		
35	Buddy Boeheim	g	5-16	3-8	1-3	0	1	1	1	14	1	3	0	0	39		
00	Brycen Goodine	g	0-2	0-1	0-0	0	0	0	2	0	0	2	1	9			
01	Quincy Guerrier	g	5-9	1-2	2-4	2	8	10	3	13	0	3	0	1	31		
20	Robert Braswell	g	0-0	0-0	0-0	0	0	0	1	0	0	0	0	1			
Team						2	3	5									
Totals			18-54	6-22	22-33	7	21	28	21	64	14	12	2	8	200		

FG % 1st Half: 9-26 34.6% 2nd half: 9-28 32.1% Game: 18-54 33.3% Deadball Rebounds 6
 3FG % 1st Half: 4-8 50.0% 2nd half: 2-14 14.3% Game: 6-22 27.3%
 FT % 1st Half: 5-10 50.0% 2nd half: 17-23 73.9% Game: 22-33 66.7%

Officials: Owen Shortt, Antonio Petty, Tim Clougherty
 Technical fouls: Penn State-None. Syracuse-None.
 Attendance: 4159
 2019-20 Men's Basketball. Round: 0. Penn St. vs Syracuse. Played at Barclays C

Score by periods	1st	2nd	Total
Penn State	34	51	85
Syracuse	27	37	64

	Points	In Paint	Off T/O	2nd Chance	Fast Break	Bench
Penn State	28	11	16	19	24	13
Syracuse	20	18	5	12	13	13

Last FG - PSU 2nd-00:11. SYR 2nd-01:18.
 Largest lead - PSU by 21 2nd-00:11. SYR None.
 PSU led for 38:06. SYR led for 00:00. Game was tied for 01:54.
 Score tied - 1 time.
 Lead changed - 0 times.

WATKINS, MYREON JONES REGISTER DOUBLE-DOUBLES IN WIN
 Lamar Stevens scored 20 points while Mike Watkins and Myreon Jones each produced double-doubles as Penn State topped Syracuse 85-64 in the NIT Season TipOff at the Barclays Center.

Watkins, who was named to the all-tournament team, was dominant on the glass with a game-best 16 rebounds, 11 on the offensive end, to go along with 15 points.

Myreon Jones had 16 points and 10 rebounds, for his first career double-double, connecting on three 3-pointers in the first half to help the Nittany Lions to a fast start offensively.

Penn State never trailed in the game, grabbing a double-digit lead in the first half and countered Syracuse's 8-0 run to start the second period with an 8-1 run of its own. Stevens broke the 35-35 tie with a 3-pointer at 16:49 and Curtis Jones Jr. scored three of the next four baskets to push the PSU lead to nine, 48-39.

Syracuse would get as close as four, 50-46, at 11:52 in the second half, but no closer. For 7:01, the Orange went without a field goal, earning its 10 points at the free throw line in that stretch.

Five Nittany Lions scored in double figures with Curtis Jones, Jr. adding 14 points and freshman forward Seth Lundy finishing with 10, eight in the second half.

The Nittany Lions lead 34-27 at the half with Stevens with 10 points, despite having two personal fouls, and M. Jones had nine points.

Neither team shot well in the first half with the Orange with a 34.6 to 32.4 advantage in field goal percentage.

Elijah Hughes had 19 points for Syracuse and Quincy Guerrier was the top rebounder for the Orange with 10.

G8: Penn State 76, Wake Forest 54

Dec. 4, 2019 Bryce Jordan Center, University Park, Pa.

Wake Forest 54 • 5-4,0-1 ACC

#	Player	Total			3-Ptr			Rebounds			PF	TP	A	TO	Blk	Stl	Min
		FG	FGA	FT	FTA	Off	Def	Tot	Off	Def							
01	Isaiah Mucius	f	1-7	0-0	0-0	1	0	1	0	2	1	1	1	1	16		
33	Ody Oguama	f	0-1	0-0	0-0	0	3	3	5	0	0	3	0	1	17		
00	Brandon Childress	g	0-7	0-3	1-2	0	0	0	0	1	2	3	0	0	25		
11	Torry Johnson	g	1-3	0-0	2-2	1	1	2	1	4	1	1	0	1	18		
13	Andrien White	g	4-8	2-4	0-0	0	1	1	3	10	0	1	0	0	20		
02	Sharonne Wright, Jr.	g	3-7	1-2	0-0	0	1	1	1	7	1	0	0	1	19		
04	Jahcobi Neath	g	1-6	0-0	2-3	0	2	2	0	4	2	4	0	0	18		
20	Michael Wynn	g	3-3	1-1	1-2	1	0	1	1	8	0	0	0	0	5		
23	Chaundee Brown	g	1-3	0-0	0-0	1	3	4	2	2	1	1	0	1	21		
25	Ismael Massoud	g	0-3	0-2	2-4	2	4	6	0	2	0	3	1	2	16		
30	Olivier Sarr	g	3-9	0-0	8-9	3	7	10	4	14	0	2	0	0	21		
31	Blake Buchanan	g	0-0	0-0	0-0	0	0	0	0	0	1	0	0	0	2		
52	Grant van Beveren	g	0-0	0-0	0-0	0	0	0	0	0	0	0	0	0	1		
55	Miles Lester	g	0-1	0-0	0-0	0	1	1	0	0	0	0	0	0	1		
Team						1	0	1	0								
Totals			17-58	4-12	16-22	10	23	33	17	54	9	20	2	7	200		

FG % 1st Half: 9-30 30.0% 2nd half: 8-28 28.6% Game: 17-58 29.3% Deadball Rebounds 2,2
 3FG % 1st Half: 2-8 25.0% 2nd half: 2-4 50.0% Game: 4-12 33.3%
 FT % 1st Half: 3-5 60.0% 2nd half: 13-17 76.5% Game: 16-22 72.7%

Penn State 76 • 7-1,0-0 Big Ten

#	Player	Total			3-Ptr			Rebounds			PF	TP	A	TO	Blk	Stl	Min
		FG	FGA	FT	FTA	Off	Def	Tot	Off	Def							
11	Stevens, Lamar	f	5-13	0-3	4-4	2	5	7	2	14	3	5	0	4	27		
24	Watkins, Mike	c	3-6	0-0	1-2	2	14	16	3	7	2	5	3	24			
00	Jones, Myreon	g	8-13	3-7	3-3	0	1	1	3	22	0	1	0	2	28		
02	Dread, Myles	g	2-9	0-5	0-0	0	1	1	1	4	0	1	0	2	18		
05	Wheeler, Jamari	g	1-1	0-0	0-0	1	3	4	2	2	1	3	0	0	25		
01	Lundy, Seth	g	1-3	1-3	0-0	1	3	4	1	3	1	0	0	0	14		
04	Jones Jr., Curtis	g	3-9	0-5	0-2	1	2	3	2	6	1	0	0	0	22		
10	McCloskey, Kyle	g	1-2	0-1	0-0	0	0	0	1	2	0	0	0	0	3		
12	Brockington, Izaiah	g	5-9	1-2	2-3	3	2	5	2	13	1	2	0	1	22		
15	Buttrick, Trent	g	0-1	0-1	1-2	1	0	1	1	1	0	0	0	0	4		
20	Nussbaum, Taylor	g	0-0	0-0	0-0	0	0	0	0	0	0	0	0	0	0		
21	Harrar, John	g	1-1	0-0	0-1	4	1	5	3	2	3	0	1	1	12		
33	Beattie, Stephen	g	0-1	0-1	0-0	0	0	0	0	0	0	0	0	0	1		
Team						2	3	5									
Totals			30-68	5-28	11-17	17	35	52	21	76	12	15	6	12	200		

FG % 1st Half: 18-36 50.0% 2nd half: 12-32 37.5% Game: 30-68 44.1% Deadball Rebounds 2
 3FG % 1st Half: 4-14 28.6% 2nd half: 1-14 7.1% Game: 5-28 17.9%
 FT % 1st Half: 1-2 50.0% 2nd half: 10-15 66.7% Game: 11-17 64.7%

Officials: Bill Ek, Paul Szelc, D.J. Carstensen
 Technical fouls: Wake Forest-None. Penn State-None.
 Attendance: 6476
 2019-20 Men's Basketball. Round: 0. Penn St. vs Wake Forest. Played at Bryce J

Score by periods	1st	2nd	Total
Wake Forest	23	31	54
Penn State	41	35	76

	Points	In Paint	Off T/O	2nd Chance	Fast Break	Bench
Wake Forest	18	14	10	17	37	17
Penn State	40	32	12	23	27	27

Last FG - WAKE 2nd-00:00. PSU 2nd-01:22.
 Largest lead - WAKE None, PSU by 31 2nd-06:16.
 WAKE led for 00:00. PSU led for 37:29. Game was tied for 02:31.
 Score tied - 1 time.
 Lead changed - 0 times.

WATKINS, MYREON JONES TEAM UP FOR LIONS' SEVENTH WIN

Mike Watkins pulled down a game-best 16 rebounds to put him over the 800-career rebound mark in Penn State's 76-54 win over Wake Forest in the Big Ten/ACC Challenge. The Nittany Lions topped the Demon Deacons with a 22-point margin of victory, the largest in its 19 Big Ten/ACC Challenge games.

Myreon Jones scored a career-best 22 points, 16 in the first half, to lead three Nittany Lions in double figures. Lamar Stevens finished with 14 points and Izaiah Brockington added 13. Watkins had seven points on the night with his 800th career rebound coming at the 13:12 mark of the second half.

While the offense was potent in the first half, it was the Nittany Lions' defense that created havoc for Wake Forest. The Demon Deacons managed only 54 points, tying the lowest total (2011) by an opponent in a Big Ten/ACC Challenge game.

The Nittany Lions held Wake Forest to 29 percent shooting from the field and forced 20 turnovers. Watkins had five of Penn State's six blocked shots to go along with three steals. Stevens tied his career best with four steals and had seven rebounds.

Penn State built a quick double-digit lead in the first half behind Myreon Jones who had 13 points in 13 minutes. He went 6-8 with three 3-pointers. The Nittany Lions used an 11-1 run late in the half to take a 41-23 lead into the locker room.

Penn State dominated on the glass with a 52-33 rebound margin and scored 40 points in the paint compared to Wake Forest's 18.

Wake Forest's Olivier Sarr had 14 points and 10 rebounds off the bench to lead the Demon Deacons in both categories.

2019-20 PENN STATE GAME BOX SCORES & RECAPS

G9: No. 6 Ohio State 106, Penn State 74

Dec. 7, 2019 Value City Arena, Columbus, Ohio

Penn State 74 • 7-2,0-1 Big Ten

##	Player	Total			Rebounds			PF	TP	A	TO	Blk	Stl	Min
		FG-FGA	3-Ptr	FT-FTA	Off	Def	Tot							
11	Stevens, Lamar	4-8	1-3	2-2	0	3	3	5	11	1	1	0	1	18
24	Watkins, Mike	3-8	0-0	0-0	2	1	3	4	6	0	3	1	0	17
00	Jones, Myreon	3-7	2-5	1-1	1	1	2	1	9	0	1	0	0	25
02	Dread, Myles	1-6	1-6	2-2	1	1	2	2	5	1	1	0	1	23
05	Wheeler, Jamari	0-1	0-0	2-4	1	1	2	3	2	2	2	0	0	25
01	Lundy, Seth	3-4	2-3	2-4	0	1	1	3	10	0	0	1	0	21
04	Jones Jr., Curtis	2-8	2-7	2-2	0	1	1	1	8	0	0	1	0	17
10	McCloskey, Kyle	0-1	0-0	0-1	0	0	0	0	0	0	0	0	0	2
12	Brockington, Izaiah	7-13	2-5	3-4	1	0	1	3	19	1	2	0	3	30
15	Buttrick, Trent	1-1	0-0	0-0	1	0	1	1	2	0	0	0	0	3
21	Harrar, John	1-2	0-0	0-0	1	2	3	2	2	2	0	0	0	19
	Team				3	3	6							
	Totals	25-59	10-29	14-20	11	14	25	25	74	7	11	3	5	200

FG % 1st Half: 11-28 39.3% 2nd half: 14-31 45.2% Game: 25-59 42.4%
 3FG % 1st Half: 4-14 28.6% 2nd half: 6-15 40.0% Game: 10-29 34.5%
 FT % 1st Half: 9-11 81.8% 2nd half: 5-9 55.6% Game: 14-20 70.0%

Ohio St. 106 • 9-0,1-0 Big Ten

##	Player	Total			Rebounds			PF	TP	A	TO	Blk	Stl	Min
		FG-FGA	3-Ptr	FT-FTA	Off	Def	Tot							
25	Kyle Young	3-3	0-0	3-4	2	4	6	2	9	0	1	0	0	24
34	Kaleb Wesson	9-16	4-6	6-6	0	10	10	3	28	2	0	1	1	25
01	Luther Muhammad	4-6	4-5	2-2	1	1	2	3	14	3	1	0	1	26
04	Duane Washington Jr.	5-7	4-6	0-0	0	2	2	0	14	0	1	0	0	30
13	CJ Walker	2-5	0-2	5-6	0	2	2	2	9	7	0	0	1	24
00	Alonzo Gaffney	0-0	0-0	0-0	0	0	0	0	2	0	0	0	0	3
03	D.J. Carton	1-3	0-0	6-7	0	0	0	4	8	2	4	0	0	20
10	Justin Ahrens	1-2	1-2	0-0	0	0	0	0	3	0	0	0	0	3
24	Andre Wesson	5-9	1-3	4-6	2	3	5	2	15	1	1	0	0	31
32	E.J. Liddell	1-3	0-2	3-4	1	3	4	0	5	0	0	1	1	11
40	Danny Hummer	0-0	0-0	1-2	0	0	0	0	1	0	0	0	1	3
	Team				3	3	6							
	Totals	31-54	14-26	30-37	9	28	37	18	106	15	9	2	5	200

FG % 1st Half: 14-24 58.3% 2nd half: 17-30 56.7% Game: 31-54 57.4%
 3FG % 1st Half: 2-8 25.0% 2nd half: 12-18 66.7% Game: 14-26 53.8%
 FT % 1st Half: 16-19 84.2% 2nd half: 14-18 77.8% Game: 30-37 81.1%

Officials: Rob Kueneman, Courtney Green, Terry Wymer
 Technical fouls: Penn State-Stevens, Lamar. Ohio St.-Kaleb Wesson.
 Attendance: 12901
 2019-20 Men's Basketball. Round: 0. Ohio St. vs Penn St.. Played at Value City

Score by periods	1st	2nd	Total
Penn State	35	39	74
Ohio St.	46	60	106

Last FG - PSU 2nd-00:08, OSU 2nd-01:05.
 Largest lead - PSU None, OSU by 37 2nd-02:06.
 PSU led for 00:00. OSU led for 38:32. Game was tied for 01:28.

Points	In	Off	2nd	Fast	Bench
PSU	16	10	7	4	41
OSU	26	15	18	6	32

Score tied - 1 time.
 Lead changed - 0 times.

BROCKINGTON AND LUNDY COMBINE FOR 29 IN LOSS TO OSU

No. 6 Ohio State shot 57.4 percent and connected on 12 of their 14 3-pointers in the second half to take a 106-74 Big Ten win over Penn State.

Izaiah Brockington had a season-best 19 points and Seth Lundy contributed 10. Lamar Stevens, tagged with two first-half fouls, had 11 points. He played only 17 total minutes after picking up his fourth and fifth fouls in 32 seconds in the 13th minute of the second half.

Even with Stevens out of the game, the Nittany Lions cut the Buckeye lead to eight, 63-55, at the 12:45 of the second half. After an OSU timeout, the Buckeyes hit six of their next 3-pointers to power a 19-9 run over the six minutes to propel Ohio State to a 85-64 lead.

A 15-0 run over three minutes allowed the Buckeyes to further their lead to get to 100-64. Baskets by Brockington, Myreon Jones and Trent Buttrick in the last two minutes pushed the Nittany Lions over the 70-point mark.

The Nittany Lions were unable to overcome a slow start, shooting 28 percent from the field, followed by a five-minute scoring drought.

In the last 4:58 of the first half, Brockington scored seven points, Lundy connected for a triple and Myles Dread and Jamari Wheeler both hit two free throws get Penn State within seven. Stevens added a bucket to get to nine points before the break with Ohio State up 46-35 at the half.

Ohio State's Kaleb Wesson finished the afternoon with a game-high 28 points and 10 rebounds, going 9-16 from the field, and Andre Wesson had 15 points. Kaleb Wesson, Luther Muhammad, and Duane Washington, Jr. each had four 3-pointers for the Buckeyes.

G10: Penn State 76, No. 4 Maryland 69

Dec. 10, 2019 Bryce Jordan Center, University Park, Pa.

Maryland 69 • 10-1,1-1 Big Ten

##	Player	Total			Rebounds			PF	TP	A	TO	Blk	Stl	Min
		FG-FGA	3-Ptr	FT-FTA	Off	Def	Tot							
21	Makhi Mitchell	0-4	0-0	0-0	3	3	6	0	0	0	3	0	1	16
25	Jalen Smith	3-5	1-1	5-6	5	6	11	5	12	1	3	3	0	28
01	Anthony Cowan	5-17	3-9	3-6	0	6	6	1	16	3	4	0	1	37
02	Aaron Wiggins	3-12	1-6	6-7	3	5	8	3	13	2	1	0	0	34
05	Eric Ayala	4-10	1-4	6-6	3	3	6	2	15	2	3	0	0	27
04	Ricky Lindo Jr.	0-0	0-0	2-2	0	1	1	0	2	0	0	0	0	14
10	Serrel Smith Jr.	0-0	0-0	0-0	0	0	0	0	0	0	1	0	0	1
11	Darryl Morsell	3-6	1-1	1-1	0	4	4	3	8	1	3	0	1	23
13	Hakim Hart	0-1	0-1	0-0	0	0	0	0	0	0	1	0	0	3
24	Donta Scott	1-2	1-1	0-0	0	2	2	3	0	1	0	0	0	17
	Team				3	1	4							
	Totals	19-57	8-23	23-28	17	31	48	16	69	9	20	3	4	200

FG % 1st Half: 11-30 36.7% 2nd half: 8-27 29.6% Game: 19-57 33.3%
 3FG % 1st Half: 4-10 40.0% 2nd half: 4-13 30.8% Game: 8-23 34.8%
 FT % 1st Half: 4-4 100.0% 2nd half: 19-24 79.2% Game: 23-28 82.1%

Penn State 76 • 8-2,1-1 Big Ten

##	Player	Total			Rebounds			PF	TP	A	TO	Blk	Stl	Min
		FG-FGA	3-Ptr	FT-FTA	Off	Def	Tot							
11	Stevens, Lamar	5-13	2-3	3-4	1	9	10	4	15	4	3	2	0	37
24	Watkins, Mike	7-11	0-1	1-2	2	9	11	3	15	0	0	4	0	30
00	Jones, Myreon	5-15	2-6	2-2	2	1	3	2	14	6	1	0	2	34
02	Dread, Myles	4-9	2-6	2-2	0	1	1	1	12	2	0	0	2	33
05	Wheeler, Jamari	2-4	0-1	0-0	2	0	2	3	4	4	1	1	1	23
01	Lundy, Seth	0-0	0-0	0-0	0	0	0	0	0	0	0	0	0	1
04	Jones Jr., Curtis	1-3	0-1	0-0	0	0	0	0	2	1	0	0	0	7
12	Brockington, Izaiah	5-12	1-1	3-4	0	3	3	3	14	1	2	1	3	25
21	Harrar, John	0-1	0-0	0-0	1	0	1	0	0	1	1	2	1	10
	Team				2	0	2							
	Totals	29-68	7-19	11-14	10	23	33	16	76	19	8	10	10	200

FG % 1st Half: 18-39 46.2% 2nd half: 11-29 37.9% Game: 29-68 42.6%
 3FG % 1st Half: 4-8 50.0% 2nd half: 3-11 27.3% Game: 7-19 36.8%
 FT % 1st Half: 0-0 0.0% 2nd half: 11-14 78.6% Game: 11-14 78.6%

Officials: Keith Kimble, Larry Sciroto, Bo Boroski
 Technical fouls: Maryland-None. Penn State-None.
 Attendance: 8643
 2019-20 Men's Basketball. Round: 0. Maryland vs Penn St.. Played at Bryce Jord

Score by periods	1st	2nd	Total
Maryland	30	39	69
Penn State	40	36	76

Last FG - MD 2nd-00:30, PSU 2nd-02:48.
 Largest lead - MD by 1 1st-17:12, PSU by 12 1st-08:27.
 MD led for 01:21. PSU led for 38:06. Game was tied for 00:33.

Points	In	Off	2nd	Fast	Bench
MD	16	10	9	15	13
PSU	36	22	14	16	16

Score tied - 1 time.
 Lead changed - 4 times.

PENN STATE TOPS NO. 4 TERPS WITH DOUBLE DOUBLE-DOUBLES

Penn State extended its home-winning streak to 10 games with a 76-69 victory over No. 4 Maryland Tuesday. The Nittany Lions earned their first Big Ten win over previously undefeated Maryland.

Five Nittany Lions finished in double figures as coach Patrick Chambers picked up his 15th win over an Associated Press ranked opponent in his Penn State career.

Lamar Stevens and Mike Watkins finished with a double-double, each with 15 points with Watkins grabbing 11 rebounds and Stevens 10. Izaiah Brockington scored 10 of his 14 points and had three critical steals in the second half.

With just under 11 minutes remaining in the game, the game's leading scorer with 16, Anthony Cowan Jr., nailed a 3-pointer to pull the Terps within two, 52-50. On UM's next offensive position, Brockington snagged a pass and fed Watkins for a dunk. After a Myreon Jones basket, Brockington put the Nittany Lions up by eight, 58-50, with a steal and score of his own.

Cowan hit another three to trim the lead to five, 58-53, before the Terps hit a lengthy spell without a field goal. PSU got buckets from Brockington, Myreon Jones and Stevens and free throws from the same trio to pull ahead 70-61.

Penn State, which did not have a single free throw attempt through the first 35:10 of the game, made 11 free throws over the final 3:50 to secure the win.

Cowan scored six points over the final six minutes of the first period for Maryland. The Nittany Lions headed into halftime with a 40-30 lead with Myles Dread scoring 10 of his 12 points in the first half and a Myreon Jones three-point buzzer beater.

2019-20 PENN STATE GAME BOX SCORES & RECAPS

G11: Penn State 73, Alabama 71

Nov. 23, 2019 Bryce Jordan Center, University Park, Pa.

Alabama 71 • 4-5,0-0 SEC

#	Player	Total		3-Ptr			Rebounds			PF	TP	A	TO	Blk	Stl	Min
		FG-FGA	FG-FGA	FT-FTA	Off	Def	Tot									
00	Javian Davis	f	3-5	0-1	2-5	2	2	4	4	8	0	1	0	0	12	
03	Alex Reese	f	4-11	3-8	1-2	2	6	8	2	12	1	0	0	0	29	
01	Herbert Jones	g	3-12	0-1	0-2	2	7	9	2	6	2	2	1	3	32	
02	Kira Lewis Jr.	g	3-17	1-7	0-0	1	6	7	2	7	6	4	1	1	37	
23	John Petty Jr.	g	3-7	1-4	0-0	2	4	6	5	7	0	1	0	0	19	
05	Jaden Shackelford	g	3-10	1-6	0-0	1	3	4	1	7	2	1	0	0	28	
11	James Bolden	g	5-10	2-4	3-3	2	1	3	3	15	1	1	0	0	26	
12	Jaylen Forbes	g	1-2	1-2	2-2	1	3	4	1	5	0	0	0	0	9	
30	Galin Smith	g	2-2	0-0	0-0	0	0	0	2	4	0	0	0	1	8	
Team						1	1	2								
Totals			27-76	9-33	8-14	14	33	47	22	71	12	10	2	5	200	

FG % 1st Half: 14-39 35.9% 2nd half: 13-37 35.1% Game: 27-76 35.5%
 3FG % 1st Half: 6-19 31.6% 2nd half: 3-14 21.4% Game: 9-33 27.3%
 FT % 1st Half: 6-10 60.0% 2nd half: 2-4 50.0% Game: 8-14 57.1%

Deadball
Rebounds
2

Penn State 73 • 9-2,1-1 Big Ten

#	Player	Total		3-Ptr			Rebounds			PF	TP	A	TO	Blk	Stl	Min
		FG-FGA	FG-FGA	FT-FTA	Off	Def	Tot									
11	Stevens, Lamar	f	6-16	0-4	6-9	0	11	11	1	18	6	4	5	2	39	
24	Watkins, Mike	c	2-6	0-1	3-7	3	7	10	4	7	1	1	2	1	22	
00	Jones, Myreon	g	5-13	2-5	5-5	1	4	5	1	17	2	2	0	2	30	
02	Dread, Myles	g	3-8	3-7	0-0	1	1	2	0	9	2	1	0	0	27	
05	Wheeler, Jamari	g	0-0	0-0	0-0	0	2	2	4	0	1	4	0	1	22	
01	Lundy, Seth	g	0-1	0-1	0-0	0	1	1	0	0	0	0	0	0	6	
04	Jones Jr., Curtis	g	6-11	3-6	3-3	1	5	6	2	18	1	2	0	0	21	
12	Brockington, Izaiah	g	1-7	0-2	2-2	1	3	4	2	4	0	2	0	0	21	
15	Buttrick, Trent	g	0-1	0-1	0-0	1	0	1	0	0	0	0	0	0	2	
21	Harrar, John	g	0-0	0-0	0-0	0	2	2	0	0	1	0	0	0	10	
Team						3	3	6								
Totals			23-63	8-27	19-26	11	39	50	14	73	14	16	7	6	200	

FG % 1st Half: 10-31 32.3% 2nd half: 13-32 40.6% Game: 23-63 36.5%
 3FG % 1st Half: 4-17 23.5% 2nd half: 4-10 40.0% Game: 8-27 29.6%
 FT % 1st Half: 10-13 76.9% 2nd half: 9-13 69.2% Game: 19-26 73.1%

Deadball
Rebounds
3

Officials: Donnie Eppley, Bill Ek, Terry Wymmer
 Technical fouls: Alabama-None. Penn State-None.
 Attendance: 7736
 2019-20 Men's Basketball. Round: 0. Alabama vs Penn St.. Played at Bryce Jordan

Score by periods	1st	2nd	Total
Alabama	40	31	71
Penn State	34	39	73

Last FG - BAMA 2nd-01:19, PSU 2nd-01:50.
 Largest lead - BAMA by 9 1st-03:09, PSU by 5 2nd-04:17.
 BAMA led for 24:19. PSU led for 11:40. Game was tied for 04:01.

Points
BAMA 36
PSU 22

In Paint 36
T/O 7
2nd Chance 22
Fast Break 5
Bench 31

Score tied - 6 times.
Lead changed - 8 times.

G12: No. 23 Penn State 72, Central Conn. 58

Dec. 20, 2019 Bryce Jordan Center, University Park, Pa.

Central Conn. St. 58 • 0-12,0-0 NEC

#	Player	Total		3-Ptr			Rebounds			PF	TP	A	TO	Blk	Stl	Min
		FG-FGA	FG-FGA	FT-FTA	Off	Def	Tot									
15	Jamir Coleman	f	0-6	0-1	2-4	1	2	3	4	2	0	0	0	0	2	17
20	Stephane Ayangma	f	2-6	2-3	3-5	1	5	6	1	9	4	0	1	1	25	
00	Greg Outlaw	g	6-12	0-1	2-2	3	3	6	2	14	1	4	0	0	23	
10	Zach Newkirk	g	3-5	0-0	0-0	0	0	0	0	6	1	0	0	2	27	
13	Jamir Reed	g	3-12	2-7	0-1	0	4	4	1	8	2	1	0	1	32	
01	Trey Tennyson	g	3-6	2-3	1-2	1	2	3	0	9	2	3	0	1	23	
02	Myles Baker	g	1-5	1-2	0-0	1	1	2	1	3	2	4	0	0	16	
05	Xavier Wilson	g	0-3	0-0	0-0	1	0	1	2	0	0	1	0	0	11	
11	Thai Segwai	g	0-2	0-1	0-0	0	1	1	0	0	1	1	0	0	11	
22	Javen Udofia	g	0-1	0-1	0-0	0	2	2	1	0	0	0	0	0	3	
24	Ola Olamuyiwa	g	3-4	0-0	0-0	0	1	1	1	6	0	1	0	0	9	
30	Donyell Marshall, Jr	g	0-0	0-0	1-2	0	0	0	1	1	0	0	0	0	3	
Team						5	1	6								
Totals			21-62	7-19	9-16	13	22	35	14	58	13	15	1	8	200	

FG % 1st Half: 13-31 41.9% 2nd half: 8-31 25.8% Game: 21-62 33.9%
 3FG % 1st Half: 2-7 28.6% 2nd half: 5-12 41.7% Game: 7-19 36.8%
 FT % 1st Half: 3-4 75.0% 2nd half: 6-12 50.0% Game: 9-16 56.3%

Deadball
Rebounds
4,1

Penn State 87 • 10-2,1-1 Big Ten

#	Player	Total		3-Ptr			Rebounds			PF	TP	A	TO	Blk	Stl	Min
		FG-FGA	FG-FGA	FT-FTA	Off	Def	Tot									
11	Stevens, Lamar	f	5-8	0-1	0-0	1	3	4	0	10	4	1	1	1	25	
24	Watkins, Mike	c	4-4	0-0	0-0	0	8	8	1	8	0	1	5	0	23	
00	Jones, Myreon	g	8-12	4-8	1-1	0	2	2	1	21	5	3	1	2	26	
02	Dread, Myles	g	3-4	3-4	0-0	0	2	2	2	9	3	1	0	2	17	
05	Wheeler, Jamari	g	3-4	0-0	2-2	0	2	2	0	8	7	1	0	1	23	
01	Lundy, Seth	g	0-2	0-2	0-0	0	0	0	5	0	0	0	1	0	9	
04	Jones Jr., Curtis	g	2-8	0-4	0-0	0	2	2	3	4	1	2	0	1	22	
10	McCloskey, Kyle	g	0-2	0-1	0-0	0	0	0	0	0	1	0	0	0	4	
12	Brockington, Izaiah	g	4-7	1-2	2-2	1	2	3	3	11	1	2	1	0	20	
15	Buttrick, Trent	g	1-5	1-5	5-6	2	3	5	0	8	2	2	0	1	9	
20	Nussbaum, Taylor	g	0-1	0-1	0-0	1	1	2	0	0	1	0	0	1	3	
21	Harrar, John	g	2-2	0-0	1-2	1	3	4	2	5	1	0	1	0	17	
33	Beattie, Stephen	g	1-2	1-2	0-0	0	0	0	0	3	0	0	0	0	2	
Team						0	0	3								
Totals			33-61	10-30	11-13	6	31	37	17	87	24	13	10	9	200	

FG % 1st Half: 21-34 61.8% 2nd half: 12-27 44.4% Game: 33-61 54.1%
 3FG % 1st Half: 6-14 42.9% 2nd half: 4-16 25.0% Game: 10-30 33.3%
 FT % 1st Half: 3-3 100.0 2nd half: 8-10 80.0% Game: 11-13 84.6%

Deadball
Rebounds
1

Officials: Edwin Young, Rob Kueneman, Courtney Green
 Technical fouls: Central Conn. St.-None. Penn State-None.
 Attendance: 6404
 2019-20 Men's Basketball. Round: 0. Central Conn. St. vs Penn St.. Played at B

Score by periods	1st	2nd	Total
Central Conn. St.	31	27	58
Penn State	51	36	87

Last FG - CCSU 2nd-00:02, PSU 2nd-00:27.
 Largest lead - CCSU None, PSU by 32 2nd-06:03.
 CCSU led for 00:00. PSU led for 39:07. Game was tied for 00:53.

Points
CCSU 16
PSU 22

In Paint 16
T/O 13
2nd Chance 7
Fast Break 5
Bench 19

Score tied - 0 times.
Lead changed - 0 times.

PENN STATE COMPLETES COMEBACK FOR SEVENTH HOME WIN

A strong second-half performance by Lamar Stevens and timely defensive stops fueled Penn State to a 73-71 comeback victory over Alabama in non-conference action Saturday in the BJC.

Stevens led the Nittany Lions in rebounding (11), assists (6) and blocks (5) and shared the game-high total in scoring with 18 points, 13 coming in the second half. Stevens took over on both sides of the court with 5:40 left to play. He tied the game at 63 with a field goal in the paint and put Penn State up by one, 64-63, when he connected on the subsequent free throw after an Alabama foul.

On the other end of the court, Stevens picked up a steal and hit another jumper to push the score to 66-63. He blocked a Tide attempt with just under five minutes to play and his 7-0 scoring stretch ended with a layup for a 68-63 PSU lead, Penn State's largest of the night.

Curtis Jones Jr. joined Stevens with 18 points on 6-11 shooting from the field, including 3-6 from three-point range. Sophomore guard Myreon Jones poured in 17 points with a perfect 5-5 mark from the free-throw line.

Curtis Jones and Izaiah Brockington added field goals to stave off Alabama's assault on the basket as the Tide narrowed the deficit to one point, 70-69, and again at 72-71. Mike Watkins added a free throw with 12 seconds left for the final margin, 73-71.

Alabama put together a 12-0 run over three minutes to take an eight-point lead at 33-25. Neither team shot above 36 percent in the first half. A pair of Curtis Jones 3-pointers and a layup pulled the Nittany Lions back within six as Tide took a 40-34 lead into the locker room.

James Bolden led Alabama with 15 points and Alex Reese 12. Herbert Jones pulled down nine rebounds for the Crimson Tide.

WATKINS SCORES 1,000TH POINT IN 12TH-STRAIGHT HOME WIN

Penn State extended its home winning streak to 12 games with an 87-58 win over Central Connecticut State on Dec. 20. On his second basket, Mike Watkins became the 37th Nittany Lion to join the 1,000-point club.

With his 1,000 career points, Watkins became just the third Nittany Lion in program history (Jesse Arnette-1952-55 and Mike Lang-1980-83) with 1,000 points and 800 rebounds in a career. He finished the night with eight points, eight rebounds and five blocks.

Penn State made its first 11 shots including its first five from beyond the arc and grabbed a 29-12 lead just 8:25 into the game.

Myreon Jones paced the Nittany Lions with a game-best 21 points for his third career game with 20 or more points. He went 8-12 from the field with a perfect 3-3 from three-point range in the first half added five assists and two steals. He scored eight of his 11 first-half points in the first 3:46.

Eight different Nittany Lions scored in the first 20 minutes and Penn State closed the first half at a 61.8 percent clip from the field for a 51-31 halftime lead over the Blue Devils.

Izaiah Brockington and Lamar Stevens also finished in double figures with 11 and 10 points, respectively. Jamari Wheeler had seven of Penn State's season-high 24 assists.

Penn State maintained the double-digit lead throughout the second half as Myreon Jones scored 10 points and Trent Buttrick eight in the second half.

Freshman Greg Outlaw scored 14 points to lead Central Connecticut State and junior Stephane Ayangma had nine. The two shared the team lead with six rebounds each.

2019-20 PENN STATE GAME BOX SCORES & RECAPS

G13: Penn State 90, Cornell 59

Dec. 29, 2019 Bryce Jordan Center, University Park, Pa.

##	Player	Total			3-Ptr			Rebounds			PF	TP	A	TO	Blk	Stl	Min
		FG	FGA	FT	FTA	Off	Def	Tot									
03	Jimmy Boeheim	f	5-19	2-6	5-7	2	4	6	3	17	3	3	1	1	1	32	
22	Josh Warren	f	3-5	0-0	0-2	0	1	1	3	6	1	2	1	1	1	26	
23	Jordan Jones	f	1-6	0-4	0-0	0	3	3	5	2	1	2	0	0	19		
05	Bryan Knapp	g	2-4	1-1	0-0	0	3	3	0	5	1	1	0	0	23		
11	Terrance McBride	g	4-6	2-2	2-2	1	0	1	0	12	5	1	0	1	34		
01	Matt Harshany	g	0-0	0-0	0-0	1	0	1	0	0	0	0	0	0	1		
02	Marcus Filien	g	1-1	1-1	0-0	0	1	1	0	3	0	2	0	0	5		
04	Greg Dolan	g	3-6	2-3	0-1	0	3	3	2	8	0	1	0	2	19		
12	Kobe Dickson	g	1-2	0-0	0-1	5	1	6	0	2	1	3	1	0	21		
13	Thurston McCarty	g	0-1	0-1	0-0	0	0	0	0	0	0	0	0	0	3		
20	Chaz Mack	g	0-1	0-1	0-0	0	0	0	0	0	0	0	0	0	1		
21	Riley Voss	g	2-3	0-0	0-0	0	0	0	1	4	2	1	0	0	9		
25	Dean Noll	g	0-0	0-0	0-0	0	0	0	1	0	0	0	1	0	6		
32	Noah Gear	g	0-0	0-0	0-0	0	0	0	0	0	0	0	0	0	1		
Team						1	2	3									
Totals			22-54	8-19	7-13	10	18	28	15	59	14	17	4	5	200		

FG % 1st Half: 10-24 41.7% 2nd half: 12-30 40.0% Game: 22-54 40.7%
 3FG % 1st Half: 5-11 45.5% 2nd half: 3-8 37.5% Game: 8-19 42.1%
 FT % 1st Half: 4-5 80.0% 2nd half: 3-8 37.5% Game: 7-13 53.8%

Penn State 90 • 11-2,1-1 Big Ten

##	Player	Total			3-Ptr			Rebounds			PF	TP	A	TO	Blk	Stl	Min
		FG	FGA	FT	FTA	Off	Def	Tot									
11	Stevens, Lamar	f	7-13	1-3	4-7	1	2	3	3	19	4	2	2	1	23		
24	Watkins, Mike	c	9-10	0-0	1-2	3	7	10	0	19	2	1	1	1	22		
00	Jones, Myreon	g	7-13	3-6	1-2	0	2	2	18	2	0	0	3	21			
02	Dread, Myles	g	0-6	0-6	2-2	1	2	3	1	2	4	1	0	0	34		
05	Wheeler, Jamari	g	0-0	0-0	0-0	0	0	0	0	0	0	1	0	0	8		
01	Lundy, Seth	g	3-7	2-4	0-0	1	3	4	2	8	1	1	0	0	15		
04	Jones Jr., Curtis	g	1-6	0-3	0-0	0	3	3	1	2	1	1	0	0	23		
10	McCloskey, Kyle	g	0-0	0-0	0-0	0	1	1	1	0	0	1	0	0	4		
12	Brockington, Izaiah	g	5-8	0-2	1-1	3	1	4	3	11	2	2	0	2	26		
15	Buttrick, Trent	g	1-2	1-1	0-0	1	1	2	1	3	0	0	0	0	9		
20	Nussbaum, Taylor	g	0-0	0-0	0-0	0	0	0	0	0	0	0	0	0	1		
21	Harrar, John	g	1-1	0-0	3-4	4	2	6	3	5	0	1	0	1	13		
33	Beattie, Stephen	g	1-1	1-1	0-0	0	0	0	0	3	0	0	0	0	1		
Team						4	1	5									
Totals			35-67	8-26	12-18	18	25	43	17	90	16	11	3	8	200		

FG % 1st Half: 18-33 54.5% 2nd half: 17-34 50.0% Game: 35-67 52.2%
 3FG % 1st Half: 4-13 30.8% 2nd half: 4-13 30.8% Game: 8-26 30.8%
 FT % 1st Half: 5-9 55.6% 2nd half: 7-9 77.8% Game: 12-18 66.7%

Officials: Scott Silville, Chris Beaver, Bill McCarthy
 Technical fouls: Cornell-None. Penn State-None.
 Attendance: 8316
 2019-20 Men's Basketball. Round: 0. Cornell vs Penn St.. Played at Bryce Jorda

Score by periods	1st	2nd	Total

FRONTCOURT DOMINATES FOR FOURTH-STRAIGHT WIN

Led by senior forwards Lamar Stevens and Mike Watkins, No. 20 Penn State topped Cornell 90-59 on Sunday, Dec. 29 in the Bryce Jordan Center. Watkins and Stevens combined for 38 points and helped Penn State extend its home winning streak to 13 games.

Watkins went 9-10 (90 percent) to tie a program record for field goal percentage en route to a season-best 19 points. He added 10 rebounds for the 31st double-double of his career.

Penn State's potent frontcourt established its presence with 44 points in the paint and a 43-28 advantage on the boards. Penn State shot 52.2 for the game en route and forced 17 Cornell turnovers en route to its 11th win of the season.

Four Nittany Lions finished in double-figures led by Watkins and Stevens with 19 points. Sophomore guards Myreon Jones (18) and Izaiah Brockington (11) also finished in double-figures in the victory. Myreon Jones was electric in the second half, scoring 14 of his 18 points and swiping three steals.

Watkins was perfect from the field in the first half, scoring 16 points on 8-8 shooting to pace the Nittany Lions. With a 4-4 outing vs. Central Connecticut State, Watkins had a skein of 12 made field goals. Stevens had added 14 points, four assists and three rebounds in the first half.

Penn State shot 54.5% in the first half and led Cornell 45-29 at the break. Stevens had 10 points in the first eight minutes of the game.

Big Red junior forward Jimmy Boeheim led Cornell with 17 points and shared the team rebounding lead with six rebounds.

G14: No. 21 Penn State 89, No. 23 Iowa 86

Jan. 4, 2020 The Palestra, Philadelphia, Pa.

##	Player	Total			3-Ptr			Rebounds			PF	TP	A	TO	Blk	Stl	Min
		FG	FGA	FT	FTA	Off	Def	Tot									
55	Luka Garza	c	13-19	1-3	7-14	6	6	12	3	34	0	1	2	1	35		
01	Joe Toussaint	g	6-14	2-4	4-4	0	1	1	3	18	4	3	0	2	29		
05	CJ Fredrick	g	0-4	0-2	0-0	1	0	1	1	0	2	0	0	0	14		
10	Joe Wieskamp	g	8-15	5-10	2-2	2	8	10	2	23	1	4	0	0	35		
30	Connor McCaffery	g	1-6	1-3	0-0	0	4	4	3	3	4	0	0	0	29		
04	Bakari Evelyn	g	0-1	0-0	0-0	1	1	2	3	0	2	2	0	0	22		
15	Ryan Kriener	g	3-6	2-4	0-0	1	1	2	1	8	2	2	3	0	25		
35	Cordell Pemsli	g	0-0	0-0	0-0	1	5	6	0	1	3	0	1	1	11		
Team						2	3	5									
Totals			31-65	11-26	13-20	14	29	43	16	86	16	15	5	4	200		

FG % 1st Half: 13-28 46.4% 2nd half: 18-37 48.6% Game: 31-65 47.7%
 3FG % 1st Half: 5-12 41.7% 2nd half: 6-14 42.9% Game: 11-26 42.3%
 FT % 1st Half: 7-10 70.0% 2nd half: 6-10 60.0% Game: 13-20 65.0%

Penn State 89 • 12-2,2-1 Big Ten

##	Player	Total			3-Ptr			Rebounds			PF	TP	A	TO	Blk	Stl	Min
		FG	FGA	FT	FTA	Off	Def	Tot									
11	Stevens, Lamar	f	6-11	0-2	4-8	2	2	4	4	16	1	3	0	2	24		
24	Watkins, Mike	c	2-5	0-0	0-1	3	1	4	5	4	1	1	3	1	22		
00	Jones, Myreon	g	2-9	1-6	0-0	2	1	3	2	5	0	1	0	1	29		
02	Dread, Myles	g	3-11	2-8	6-6	2	5	7	0	14	4	0	0	1	27		
05	Wheeler, Jamari	g	2-5	0-1	0-0	0	1	1	1	4	3	1	0	2	25		
01	Lundy, Seth	g	3-6	1-2	0-0	2	1	3	0	7	1	0	0	1	11		
04	Jones Jr., Curtis	g	6-9	4-6	0-0	0	4	4	0	16	3	0	2	0	23		
12	Brockington, Izaiah	g	9-15	0-3	5-7	1	1	2	2	23	0	0	0	2	24		
15	Buttrick, Trent	g	0-1	0-0	0-0	0	0	0	0	0	0	0	0	0	2		
21	Harrar, John	g	0-0	0-0	0-0	3	3	6	2	0	1	0	1	0	13		
Team						0	5	5									
Totals			33-72	8-28	15-22	15	24	39	16	89	13	8	5	11	200		

FG % 1st Half: 15-34 44.1% 2nd half: 18-38 47.4% Game: 33-72 45.8%
 3FG % 1st Half: 5-12 41.7% 2nd half: 4-13 30.8% Game: 8-28 28.6%
 FT % 1st Half: 5-8 62.5% 2nd half: 10-14 71.4% Game: 15-22 68.2%

Officials: Bill Ek, Larmont Simpson, Terry Wymer
 Technical fouls: Iowa-None. Penn State-None.
 Attendance: 7881
 2019-20 Men's Basketball. Round: 0. Iowa vs Penn St.. Played at The Palestra.

Score by periods	1st	2nd	Total
Iowa	38	48	86
Penn State	39	50	89

Points In Paint Off T/O 2nd Chance Fast Break Bench
 IOWA 34 7 20 15 8
 PSU 38 20 18 22 46

Score tied - 10 times.
 Largest lead - IOWA by 7 2nd-09:30, PSU by 8 1st-03:48.
 IOWA led for 19:24. PSU led for 14:54. Game was tied for 05:42.
 Lead changed - 24 times.

LIONS ELECTRIFY PALESTRA WITH FIFTH-STRAIGHT VICTORY

Penn State extended its win streak to five games with an 89-86 victory over No. 23 Iowa Saturday in The Palestra. The teams battled for 40 minutes as PSU secured the win by making its final five shots and Myles Dread made six free throws in the final 30 seconds.

Philadelphia product Izaiah Brockington turned in a career-high 23 points, scoring 15 points in the second half. He and Curtis Jones Jr. were catalysts with 39 of Penn State's 46 bench points as Lamar Stevens and Mike Watkins were hampered by foul trouble. Curtis Jones went 4-5 in the second half and was 3-3 in 3-point field goals.

The sell-out crowd witnessed 24 lead changes and 10 ties. The Nittany Lions surged in the final 4:37, going 5-5 from the floor keyed by Watkins dunk to pull Penn State within two points, 76-74.

Curtis Jones Jr. knocked in a 3-pointer with 3:03 from the left wing to give the Nittany Lions their first lead, 77-76, in more than 10 minutes.

Iowa's Luka Garza scored his game-high 34th point on a free throw to tie the game at 79. Watkins' fast break dunk, for an 81-79 PSU lead, was followed by a critical Watkins' block with 65 seconds left.

Iowa pulled within two, 83-81. Dread made two free throws to nudge PSU to 85-81, and added four more. Hawkeye Joe Toussaint had 16 points in the second half, with two baskets in the final three seconds.

The Nittany Lions trailed by as many as seven points in the second half. PSU held an eight-point lead with 3:02 before the break, but the Hawkeyes had a 9-0 run to grab a 38-37 lead. Dread grabbed an offensive rebound and hit a jumper for a 39-38 PSU halftime lead.

Four Nittany Lions finished with double-digits in scoring, as Stevens and Curtis Jones Jr. had 16 and Dread 14. Dread grabbed a team and career-best seven rebounds and had a team-best four assists.

2019-20 PENN STATE GAME BOX SCORES & RECAPS

G15: Rutgers 72, No. 20 Penn State 61

Jan. 7, 2020 The RAC, Piscataway, N.J.

Penn State 61 • 12-3,2-2 Big Ten

#	Player	Total			Rebounds			PF	TP	A	TO	Blk	Stl	Min
		FG-FGA	3-Ptr	FT-FTA	Off	Def	Tot							
11	Stevens, Lamar	4-10	0-2	4-5	0	6	6	4	12	1	4	1	0	32
24	Watkins, Mike	7-8	0-0	3-4	2	4	6	4	17	0	0	1	0	27
00	Jones, Myreon	8-17	5-10	0-0	0	3	3	1	21	2	4	1	0	37
02	Dread, Myles	0-4	0-4	0-0	3	0	3	4	0	2	1	0	2	21
05	Wheeler, Jamari	0-1	0-0	0-0	0	1	1	4	0	1	1	0	1	11
01	Lundy, Seth	0-1	0-1	0-0	0	2	2	2	0	2	1	0	0	8
04	Jones Jr., Curtis	1-7	1-6	0-0	1	2	3	0	3	0	2	0	0	22
12	Brockington, Izaiah	2-10	0-2	2-2	0	2	2	1	6	1	1	0	1	30
15	Buttrick, Trent	0-1	0-1	0-0	0	0	0	0	0	0	0	0	0	1
21	Harrar, John	0-2	0-0	2-2	1	4	5	3	2	0	0	1	0	11
	Team				2	3	5							
	Totals	22-61	6-26	11-13	9	27	36	23	61	9	14	4	4	200

FG % 1st Half: 12-32 37.5% 2nd half: 10-29 34.5% Game: 22-61 36.1% Deadball Rebounds 0
 3FG % 1st Half: 3-11 27.3% 2nd half: 3-15 20.0% Game: 6-26 23.1%
 FT % 1st Half: 6-6 100.0 2nd half: 5-7 71.4% Game: 11-13 84.6%

Rutgers 72 • 12-3,3-1 Big Ten

#	Player	Total			Rebounds			PF	TP	A	TO	Blk	Stl	Min
		FG-FGA	3-Ptr	FT-FTA	Off	Def	Tot							
01	Akwasi Yeboah	3-10	0-2	1-2	1	4	5	2	7	0	1	2	1	28
15	Myles Johnson	5-7	0-0	0-0	1	4	5	1	10	0	0	3	1	26
22	Caleb McConnell	1-8	0-1	0-0	2	6	8	0	2	4	4	0	0	29
23	Montez Mathis	3-10	1-2	1-4	3	2	5	2	8	0	1	0	1	21
24	Ron Harper Jr.	5-10	0-2	12-12	0	5	5	3	22	0	2	2	0	31
04	Paul Mulcahy	1-2	0-1	2-2	0	4	4	3	4	5	0	1	2	30
13	Shaq Carter	2-3	0-0	2-2	1	2	3	0	6	0	0	1	0	12
42	Jacob Young	4-8	1-2	4-7	0	4	4	2	13	0	2	0	2	23
	Team				3	1	4							
	Totals	24-58	2-10	22-29	11	32	43	13	72	9	11	9	7	200

FG % 1st Half: 9-29 31.0% 2nd half: 15-29 51.7% Game: 24-58 41.4% Deadball Rebounds 3
 3FG % 1st Half: 0-5 0.0% 2nd half: 2-5 40.0% Game: 2-10 20.0%
 FT % 1st Half: 10-11 90.9% 2nd half: 12-18 66.7% Game: 22-29 75.9%

Officials: Brandon Cruz, Eric Curry, Paul Szelc
 Technical fouls: Penn State-None. Rutgers-None.
 Attendance: 8000
 2019-20 Men's Basketball. Round: 0. Penn St. vs Rutgers. Played at Rutgers Ath

Score by periods	1st	2nd	Total
Penn State	33	28	61
Rutgers	28	44	72

Points	In Paint	Off	2nd	Fast	Bench
PSU	20	10	12	13	11
RU	42	15	13	15	23

Last FG - PSU 2nd-00:18, RU 2nd-01:20.
 Largest lead - PSU by 10 1st-04:44, RU by 14 2nd-01:41.
 PSU led for 21:00. RU led for 16:08. Game was tied for 02:52.

Score tied - 5 times.
 Lead changed - 7 times.

G16: Wisconsin 58, No. 20 Penn State 49

Jan. 11, 2020 Bryce Jordan Center, University Park, Pa.

Wisconsin 58 • 10-6,3-2 Big Ten

#	Player	Total			Rebounds			PF	TP	A	TO	Blk	Stl	Min
		FG-FGA	3-Ptr	FT-FTA	Off	Def	Tot							
02	Aleem Ford	1-3	0-1	0-0	0	2	2	4	2	0	0	0	0	22
35	Nate Reuvers	1-3	0-1	2-3	1	1	2	3	4	0	1	0	0	11
00	D'Mitrik Trice	0-2	0-1	0-0	0	0	0	0	0	1	1	0	0	13
23	Kobe King	5-11	0-0	0-3	2	0	2	1	10	4	2	1	1	31
34	Brad Davison	3-12	1-6	4-5	2	11	13	3	11	1	2	0	1	35
01	Brevin Pritzl	1-5	1-4	0-0	0	1	1	3	1	1	0	0	0	19
05	Tyler Wahl	1-3	0-1	0-1	1	0	1	4	2	0	0	0	0	19
11	Micah Potter	9-14	4-6	2-2	3	10	13	1	24	0	2	1	0	28
12	Trevor Anderson	1-2	0-1	0-0	0	1	1	0	2	3	1	0	1	22
	Team				0	5	5							
	Totals	22-55	6-21	8-14	9	31	40	17	58	10	9	2	3	200

FG % 1st Half: 12-33 36.4% 2nd half: 10-22 45.5% Game: 22-55 40.0% Deadball Rebounds 3,1
 3FG % 1st Half: 5-13 38.5% 2nd half: 1-8 12.5% Game: 6-21 28.6%
 FT % 1st Half: 2-3 66.7% 2nd half: 6-11 54.5% Game: 8-14 57.1%

Penn State 49 • 12-4,2-3 Big Ten

#	Player	Total			Rebounds			PF	TP	A	TO	Blk	Stl	Min
		FG-FGA	3-Ptr	FT-FTA	Off	Def	Tot							
11	Stevens, Lamar	7-17	1-3	4-4	2	11	13	1	19	2	3	2	0	39
24	Watkins, Mike	0-3	0-0	0-1	2	2	4	2	0	0	3	2	0	16
00	Jones, Myreon	3-7	1-5	0-0	0	2	2	1	7	0	0	1	1	25
02	Dread, Myles	0-5	0-3	0-0	0	4	4	1	0	1	2	0	2	29
05	Wheeler, Jamari	3-4	2-3	0-0	0	3	3	1	8	1	0	0	1	29
01	Lundy, Seth	0-0	0-0	0-0	0	0	0	1	0	0	0	0	0	2
04	Jones Jr., Curtis	0-8	0-6	0-0	0	2	2	0	2	0	0	0	0	15
12	Brockington, Izaiah	4-8	1-1	6-9	0	1	1	3	15	1	2	0	2	26
21	Harrar, John	0-0	0-0	0-0	1	2	3	2	0	1	0	0	0	19
	Team				1	0	1							
	Totals	17-52	5-21	10-14	6	27	33	14	49	8	10	5	6	200

FG % 1st Half: 8-29 27.6% 2nd half: 9-23 39.1% Game: 17-52 32.7% Deadball Rebounds 1
 3FG % 1st Half: 3-13 23.1% 2nd half: 1-8 12.5% Game: 5-21 23.8%
 FT % 1st Half: 3-3 100.0 2nd half: 7-11 63.6% Game: 10-14 71.4%

Officials: Donnie Eppley, Steve McClunkins, Bo Boroski
 Technical fouls: Wisconsin-None. Penn State-None.
 Attendance: 10139
 2019-20 Men's Basketball. Round: 0. Penn St. vs Wisconsin. Played at Bryce Jordan

Score by periods	1st	2nd	Total
Wisconsin	31	27	58
Penn State	22	27	49

Points	In Paint	Off	2nd	Fast	Bench
WISC	20	8	7	0	31
PSU	12	8	7	7	15

Last FG - WISC 2nd-01:33, PSU 2nd-02:40.
 Largest lead - WISC by 12 1st-01:50, PSU None.
 WISC led for 35:16. PSU led for 00:00. Game was tied for 04:44.

Score tied - 0 times.
 Lead changed - 0 times.

LIONS FALL ON ROAD IN TOUGH SHOOTING, REBOUNDBOUND NIGHT

Penn State fell in a difficult Big Ten road matchup at Rutgers, 72-61. The Scarlet Knights relied on 14 second-half points from Ron Harper, Jr. and a strong team shooting performance in the final 20 minutes for the conference win.

Harper Jr. finished with a game-best 22 points and Myreon Jones had a Penn State-best 21 total as he and Lamar Stevens combined for 25 of the Nittany Lions' second-half points.

The Scarlet Knights' second-half success came in the form of 26 points in the paint and a 26-13 rebounding advantage. Rutgers scored 42 paint points and converted on 22 of 29 trips to the line in all.

Stevens ran off eight-straight points after the break and had all 12 of his points in the second half. After Stevens' scoring streak, Myreon Jones added eight more, giving PSU a 51-49 lead with 8:05 to play.

Rutgers' Montez Mathis tossed in three field goals to get the Knights to 56-53. A 10-1 run off Harper's eight free throws and field goal put Rutgers up 66-54 with 2:13 left in the game.

Jamari Wheeler and Myles Dread were relegated to the sidelines after picking up their third fouls early in the second period. Early fouls on Wheeler put the defensive sparkplug on the bench just over three minutes into the game.

Rutgers struggled from the field most of the first half, going 1-10 with its first basket coming at 12:26. The Scarlet Knights closed the half going 5-7 from the floor and started the second half on a 7-0 run.

Watkins led 3-7 from the field and had 16 points by the break as Penn State led 33-28. He and Stevens shared the team rebounding lead with six each. Stevens' 12 points gave him his 100th career game with 10 or more points scored and 1,901 points for his career.

LIONS CAN'T OVERCOME HALFTIME DEFICIT IN LOSS TO BADGERS

Penn State matched Wisconsin point-for-point in the second half, but couldn't overcome a slow start offensively. Penn State fell to Wisconsin, 58-49, in the Bryce Jordan Center as the Badgers' snapped the Nittany Lions' 13-game home win streak.

Lamar Stevens and Izaiah Brockington had 19 and 15 points, respectively, with both contributing double figures in the second half. Stevens posted his 15th career double-double with 13 rebounds.

Wisconsin went up by as many as 12 points in the second half, 39-27, before Stevens, Myreon Jones and Brockington responded points to fuel a 10-2 run.

The Nittany Lions cut the Badgers' lead to four, 41-37, midway through the second half, but Wisconsin added four points to go up by eight. The Badgers didn't let the Nittany Lions any closer than six with the teams trading baskets for the next five minutes.

Wisconsin had an answer on the offensive side for every Nittany Lion score and held Penn State scoreless for the last two minutes. Izaiah Brockington scored 10 of his 15 points in the second half and eight points in the final 7:46.

The slow start offensively began from the tip with both teams going 0-6 from the field through the 15:47 mark. Micah Potter scored 10-straight points over the next four minutes for the Badgers before Stevens put PSU on the board with a basket and a foul shot.

The Badgers shot 45.5 percent in the second half and 40 percent overall. Wisconsin had a 20-11 advantage on the boards in the second half after Penn State had a 22-20 edge at the break.

Off the bench, Potter scored a game-high 24 points with 18 coming in the first half, and tied Stevens for a share of the game-high rebounding lead.

2019-20 PENN STATE GAME BOX SCORES & RECAPS

G17: Minnesota 75, Penn State 69

Jan. 15, 2020 Williams Arena, Minneapolis, Minn.

Minnesota 77 • 12-11,6-7 Big Te

#	Player	Total			3-Ptr			Rebounds			PF	TP	A	TO	Blk	Stl	Min
		FG-FGA	FT-FTA	FT-FTA	FG-FGA	FT-FTA	Off	Def	Tot								
30	Alihan Demir	r	2-5	0-1	0-0	0	2	2	0	4	3	0	0	0	0	29	
25	Daniel Oturu	c	12-23	0-1	8-9	5	11	16	3	32	1	1	3	0	36		
00	Payton Willis	g	1-6	1-5	0-0	1	0	1	1	3	0	2	0	1	25		
05	Marcus Carr	g	7-15	3-6	3-4	1	6	7	3	20	5	1	0	1	39		
22	Gabe Kalscheur	g	4-11	3-8	0-0	0	0	0	4	11	1	0	0	0	23		
01	Tre' Williams	g	3-4	1-2	0-0	1	1	2	5	7	0	2	0	0	24		
03	Bryan Greenlee	g	0-0	0-0	0-0	0	0	0	0	0	0	0	0	0	1		
21	Jarvis Omersa	g	0-0	0-0	0-0	0	2	2	0	0	1	0	0	0	6		
35	Isaiah Ihnen	g	0-0	0-0	0-0	0	1	1	2	0	0	0	0	1	8		
42	Michael Hurt	g	0-3	0-1	0-0	0	1	1	2	0	0	0	0	0	9		
Team						3	0	3									
Totals			29-67	8-24	11-13	11	24	35	20	77	11	7	3	3	200		

FG % 1st Half:	9-30	30.0%	2nd half:	20-37	54.1%	Game:	29-67	43.3%	Deadball Rebounds:	0
3FG % 1st Half:	0-7	0.0%	2nd half:	8-17	47.1%	Game:	8-24	33.3%		
FT % 1st Half:	4-4	100.0%	2nd half:	7-9	77.8%	Game:	11-13	84.6%		

Penn State 83 • 18-5,8-4 Big Ten

#	Player	Total			3-Ptr			Rebounds			PF	TP	A	TO	Blk	Stl	Min
		FG-FGA	FT-FTA	FT-FTA	FG-FGA	FT-FTA	Off	Def	Tot								
01	Lundy, Seth	f	1-5	0-3	6-6	2	4	6	0	8	1	0	1	0	21		
11	Stevens, Lamar	f	11-21	2-4	9-12	1	6	7	3	33	3	3	1	0	37		
21	Harrar, John	f	4-5	0-0	0-2	3	4	7	3	8	4	0	0	2	34		
02	Dread, Myles	g	2-8	2-5	2-2	1	5	6	1	8	2	0	1	0	28		
05	Wheeler, Jamari	g	2-2	1-1	0-0	0	1	1	3	5	3	2	0	1	29		
04	Jones Jr., Curtis	g	2-5	1-3	2-4	0	3	3	0	7	1	2	0	0	21		
12	Brockington, Izaiah	g	5-8	0-1	0-0	0	5	5	2	10	2	3	0	0	24		
24	Watkins, Mike	g	2-4	0-0	0-0	1	0	1	3	4	0	0	1	0	6		
Team						1	1	2									
Totals			29-58	6-17	19-26	9	29	38	15	83	16	11	4	3	200		

FG % 1st Half:	12-28	42.9%	2nd half:	17-30	56.7%	Game:	29-58	50.0%	Deadball Rebounds:	3
3FG % 1st Half:	3-10	30.0%	2nd half:	3-7	42.9%	Game:	6-17	35.3%		
FT % 1st Half:	9-9	100.0%	2nd half:	10-17	58.8%	Game:	19-26	73.1%		

Officials: Donnie Eppley, Steve McJunkins, Courtney Green
 Technical fouls: Minnesota-None. Penn State-None.
 Attendance: 15281
 2019-20 Men's Basketball. Round: 0. Minnesota vs Penn St., Played at Bryce Jor

Score by periods	1st	2nd	Total
Minnesota	22	55	77
Penn State	36	47	83

Last FG - MINN 2nd-00:19, PSU 2nd-02:13.
 Largest lead - MINN None, PSU by 19 2nd-15:53.
 MINN led for 00:00, PSU led for 39:13. Game was tied for 00:33.

Points	In	Off	2nd	Fast	Bench
OSU	Paint	T/O	Chance	Break	
MINN	34	9	8	9	7
PSU	38	8	7	11	21

Score tied - 0 times.
 Lead changed - 0 times.

G18: Penn State 90, No. 21 Ohio State 76

Jan. 18, 2020 Bryce Jordan Center, University Park, Pa.

Ohio St. 76 • 12-6,2-5 Big Ten

#	Player	Total			3-Ptr			Rebounds			PF	TP	A	TO	Blk	Stl	Min
		FG-FGA	FT-FTA	FT-FTA	FG-FGA	FT-FTA	Off	Def	Tot								
24	Andre Wesson	f	4-7	3-4	1-2	1	4	5	5	12	0	1	2	1	38		
25	Kyle Young	f	0-4	0-0	0-0	1	2	3	1	0	1	0	0	0	14		
34	Kaleb Wesson	f	7-13	2-4	3-6	1	4	5	2	19	4	4	0	1	33		
03	D.J. Carton	g	3-9	1-3	2-2	1	2	3	3	9	6	2	0	0	26		
13	CJ Walker	g	1-4	0-1	0-1	0	2	2	4	2	2	2	0	2	22		
01	Luther Muhammad	g	0-2	0-2	6-6	0	0	0	0	6	1	0	0	1	9		
04	Duane Washington Jr.	g	6-10	3-5	5-6	0	0	0	3	20	0	1	0	1	26		
10	Justin Ahrens	g	0-1	0-1	0-0	0	2	2	2	0	0	1	0	0	12		
32	E.J. Liddell	g	2-4	0-0	4-6	1	2	3	3	8	0	1	0	0	20		
Team						4	2	6									
Totals			23-54	9-20	21-29	9	20	29	23	76	14	13	2	6	200		

FG % 1st Half:	10-29	34.5%	2nd half:	13-25	52.0%	Game:	23-54	42.6%	Deadball Rebounds:	4
3FG % 1st Half:	4-9	44.4%	2nd half:	5-11	45.5%	Game:	9-20	45.0%		
FT % 1st Half:	3-7	42.9%	2nd half:	18-22	81.8%	Game:	21-29	72.4%		

Penn State 90 • 13-5,3-4 Big Ten

#	Player	Total			3-Ptr			Rebounds			PF	TP	A	TO	Blk	Stl	Min
		FG-FGA	FT-FTA	FT-FTA	FG-FGA	FT-FTA	Off	Def	Tot								
01	Lundy, Seth	f	3-7	3-6	3-5	2	3	5	4	12	1	1	2	0	27		
11	Stevens, Lamar	f	7-12	2-3	8-8	1	2	3	4	24	1	3	2	1	22		
21	Harrar, John	f	3-5	0-0	0-0	0	5	5	2	6	1	0	0	1	21		
00	Jones, Myreon	g	6-12	2-4	6-7	1	0	1	1	20	4	1	0	2	29		
05	Wheeler, Jamari	g	1-3	0-2	0-0	0	1	1	1	2	2	2	0	2	23		
02	Dread, Myles	g	2-2	1-1	5-6	1	3	4	3	10	1	1	0	0	28		
04	Jones Jr., Curtis	g	1-2	1-2	0-0	0	1	1	4	3	1	0	0	0	9		
12	Brockington, Izaiah	g	2-6	0-1	0-0	1	2	3	2	4	3	1	0	0	22		
14	Buttrick, Trent	g	0-0	0-0	0-0	0	1	1	0	0	0	0	1	0	2		
25	Watkins, Mike	g	4-5	0-0	1-2	0	5	5	3	9	0	0	2	3	17		
Team						0	1	1									
Totals			29-54	9-19	23-28	6	24	30	24	90	14	10	7	9	200		

FG % 1st Half:	16-30	53.3%	2nd half:	13-24	54.2%	Game:	29-54	53.7%	Deadball Rebounds:	4,2
3FG % 1st Half:	6-13	46.2%	2nd half:	3-6	50.0%	Game:	9-20	45.0%		
FT % 1st Half:	4-7	57.1%	2nd half:	19-21	90.5%	Game:	23-28	82.1%		

Officials: Steve McJunkins, Kelly Pfeifer, D.J. Carstensen
 Technical fouls: Ohio St.-None. Penn State-None.
 Attendance: 14785
 2019-20 Men's Basketball. Round: 0. Ohio St. vs Penn St., Played at Bryce Jor

Score by periods	1st	2nd	Total
Ohio St.	27	49	76
Penn State	42	48	90

Last FG - OSU 2nd-00:00, PSU 2nd-02:25.
 Largest lead - OSU by 1 1st-18:31, PSU by 20 2nd-15:10.
 OSU led for 00:26, PSU led for 39:12. Game was tied for 00:22.

Points	In	Off	2nd	Fast	Bench
OSU	Paint	T/O	Chance	Break	
OSU	28	11	5	13	34
PSU	24	19	8	10	26

Score tied - 0 times.
 Lead changed - 4 times.

PSU EDGED 75-69 IN TOUGH ROAD BATTLE AT MINNESOTA

Penn State battled Minnesota, but lost a tough Big Ten road game 75-69. Three Nittany Lions scored in double figures with Seth Lundy and Myreon Jones each with 15 points and Lamar Stevens 14. Lundy's 15 points in his first career start were a career high.

Golden Gophers Marcus Carr (27) and Daniel Oturu (26) combined for 53 points. Oturu had 14 rebounds for a double-double.

The second half bore little resemblance to the first. The Nittany Lions shot 60 percent in the first with 18 field goals and zero turnovers for a two-point lead, 46-44 at the half. Neither team shot well in the second with Minnesota at 32.3 percent and Penn State at 24.1.

Penn State scored on its first five possessions after the half to go up 56-48. Minnesota chipped away at the lead, getting second-chance points and converting free throws. Oturu tied the game at 59 at 10:50 and then Alihan Demir's layup gave the Golden Gophers their first lead, 61-59, since the 7:08 mark of the first half.

The Nittany Lion offense struggled with an 11-minute stretch without a field goal, with three points off free throws. Penn State remained without a basket until Myreon Jones scored at the 5:28 mark. Despite the scoring woes, PSU was down only three, 64-61.

Oturu scored the next seven points for Minnesota to extend the lead to 71-64 with 1:52 remaining and the Gophers went back up by 10 before Izaiah Brockington made two free throws and Curtis Jones Jr. knocked in a 3-pointer to bring the score to 74-69 with 17 seconds left. The Nittany Lion defense locked in to gain additional offensive possessions, but an Oturu free throw gave UM the 75-69 final.

Minnesota had a 22-11 advantage on the boards at the break and dominated on the boards in the second half for a 48-32 tally. Penn State had a season-low six turnovers and had 19 points from Brockington, Curtis Jones Jr., and Mike Watkins off the bench.

STEVENS COLLECTS BIG MILESTONE IN VICTORY OVER NO. 21 OHIO STATE

Penn State picked up its third win over a ranked opponent with a 90-76 win over No. 21 Ohio State. Lamar Stevens scored his 1,000th career point in Big Ten play with a game-best 24 points in front of near sell-out crowd of 14,785 in the BJC on a snowy afternoon.

Four Nittany Lions scored in double figures with Myreon Jones and Myles Dread contributing 20 and 10, respectively. Seth Lundy had 12 points in his second 10-plus point game in his second start.

The Nittany Lions shot 53.7 percent from the field and scored 90 points vs. the Buckeyes, most allowed by Ohio State so far in 2019-20, with the win ending Penn State's three-game losing streak.

Both teams shot over 50 percent from the field in the second half with the Buckeyes at 60 percent in the final 7:32. Ohio State had attempted only eight shots (4-8), but went to the foul line 18 times in the second period, with 21 points off 29 total free throw attempts.

Stevens scored his 14 second-half points in eight minutes, going 3-4 from the field and 8-8 from the free throw line. The senior played smart even though he was in foul trouble, picking up two in the first half and playing with four in the second. Penn State used calculated substitution patterns as three players had three fouls at the break and five had three or more at the game's end.

Penn State led by as many as 20 points in the second half after a 42-27 advantage at the break.

Mike Watkins had seven of PSU's nine bench points early and finished 4-5 from the field for nine points with a game-best three steals, five rebounds for a share of the game-high total, and two blocks.

Duane Washington Jr. led the Buckeyes with 20 points, making three 3-pointers. Kaleb and Andre Wesson combined for 31 points on 11-20 shooting.

2019-20 PENN STATE GAME BOX SCORES & RECAPS

G19: Penn State 72, Michigan 63

Jan. 22, 2020 Crisler Center, Ann Arbor, Mich.

Penn State 72 • 14-5,4-4 Big Ten

#	Player	Total		3-Ptr		Rebounds			PF	TP	A	TO	Blk	Stl	Min
		FG-FGA	FG-FGA	FT-FTA	Off	Def	Tot								
01	Lundy, Seth	f	0-3	0-2	0-0	0	1	1	1	0	0	0	0	0	16
11	Stevens, Lamar	f	7-14	1-4	4-6	1	8	9	2	19	0	3	0	0	34
21	Harrar, John	f	3-4	0-0	0-0	1	0	1	2	6	1	0	0	0	21
00	Jones, Myreon	g	6-9	3-4	1-2	0	5	5	2	16	2	2	0	2	26
05	Wheeler, Jamari	g	0-2	0-0	0-0	0	1	1	2	0	4	3	0	1	26
02	Dread, Myles	g	2-6	1-4	3-4	0	4	4	2	8	0	1	0	0	25
04	Jones Jr., Curtis	g	7-9	3-4	1-1	0	4	4	0	18	1	1	0	0	18
12	Brockington, Izaiah	g	0-3	0-0	0-0	0	3	3	2	0	0	1	0	0	15
24	Watkins, Mike	g	2-6	0-1	1-3	0	4	4	2	5	1	1	1	1	19
	Team					1	2	3							
Totals			27-56	8-19	10-16	3	32	35	15	72	9	13	1	4	200
FG % 1st Half:		15-31	48.4%	2nd half:		12-25	48.0%	Game:		27-56	48.2%	Deadball			
3FG % 1st Half:		4-12	33.3%	2nd half:		4-7	57.1%	Game:		8-19	42.1%	Rebounds			
FT % 1st Half:		3-4	75.0%	2nd half:		7-12	58.3%	Game:		10-16	62.5%	4.1			

Michigan 63 • 11-7,2-5 Big Ten

#	Player	Total		3-Ptr		Rebounds			PF	TP	A	TO	Blk	Stl	Min
		FG-FGA	FG-FGA	FT-FTA	Off	Def	Tot								
23	Brandon Johns Jr.	f	6-10	1-3	1-2	5	2	7	2	14	0	1	0	0	32
15	Jon Teske	c	4-10	0-4	1-2	2	9	11	4	9	0	2	1	2	31
03	Zavier Simpson	g	8-23	2-7	0-0	2	4	6	2	18	6	6	0	0	40
21	Franz Wagner	g	1-9	1-8	3-4	0	6	6	2	6	0	1	0	2	37
55	Eli Brooks	g	4-12	1-5	3-4	1	3	4	1	12	3	1	0	1	36
00	David DeJulius	g	0-3	0-1	2-2	0	1	1	2	2	0	1	0	1	15
51	Austin Davis	g	1-1	0-0	0-0	0	1	1	1	2	0	1	0	2	9
	Team					2	0	2							
Totals			24-68	5-28	10-14	12	26	38	14	63	9	13	1	8	200
FG % 1st Half:		13-29	44.8%	2nd half:		11-39	28.2%	Game:		24-68	35.3%	Deadball			
3FG % 1st Half:		2-10	20.0%	2nd half:		3-18	16.7%	Game:		5-28	17.9%	Rebounds			
FT % 1st Half:		0-0	0.0%	2nd half:		10-14	71.4%	Game:		10-14	71.4%	3.2			

Officials: Paul Szelc, Bill Ek, Terry Oglesby
 Technical fouls: Penn State-None, Michigan-None.
 Attendance: 12707
 2019-20 Men's Basketball, Round: 0, Michigan vs Penn St., Played at Crisler Ce

Score by periods	1st	2nd	Total
Penn State	37	35	72
Michigan	28	35	63

Last FG - PSU 2nd-02:17, MICH 2nd-00:02.
 Largest lead - PSU by 15 2nd-07:06, MICH by 5 1st-10:31.
 PSU led for 35:19, MICH led for 02:41. Game was tied for 02:00.

Score tied - 3 times.
 Lead changed - 2 times.

NITTANY LIONS PICK UP BIG ROAD WIN 72-63 AT MICHIGAN

Penn State defeated Michigan, 72-63, to win only its third-ever game in Ann Arbor. The Nittany Lion bench, propelled by Curtis Jones Jr.'s 18 second-half points, outscored Michigan's bench 31-4.

Lamar Stevens finished with a game-high 19 points and grabbed nine rebounds, including six in the second half. Myreon Jones and Stevens helped the Nittany Lions get off to a hot start as Myreon Jones had 12 of his 16 points and Stevens scored 14 in the first half.

Curtis Jones Jr. hit three-straight 3-pointers and added another field goal for 11-straight points over 2:46 in the second half. His scoring spree helped the Nittany Lions keep their lead and then extend it to 12, 57-45, at the midway point in the half. His 18 points, tying his season-best, came in only 15 minutes in the second period.

Curtis Jones Jr. helped PSU to a 60-45 lead by the 7:06 mark and the defense limited the Wolverines to 28.2 percent shooting in the second half.

Michigan rattled off a 9-2 run over three minutes to slice Penn State's comfortable lead to only five with 3:50 to play. Curtis Jones Jr. responded with a layup on the left side, and after a pair of Michigan misses, another layup, and made free throw for a 67-57 advantage.

The Wolverines battled to the end, but their final four field goals wouldn't fall. Myles Dread made two free throws and Myreon Jones another to help PSU to its first conference road victory of 2019-20.

Penn State grabbed the lead from the start and responded after an 11-0 run gave Michigan a 19-15 advantage while Stevens was on the bench. The Nittany Lions led 37-28 at halftime.

Zavier Simpson led three Wolverines in double figures with 18 while Jon Teske had a game-best 11 rebounds.

G20: No. 24 Penn State 64, Indiana 49

Jan. 29, 2020 Bryce Jordan Center, University Park, Pa.

Penn State 72 • 14-5,4-4 Big Ten

#	Player	Total		3-Ptr		Rebounds			PF	TP	A	TO	Blk	Stl	Min
		FG-FGA	FG-FGA	FT-FTA	Off	Def	Tot								
01	Lundy, Seth	f	0-3	0-2	0-0	0	1	1	1	0	0	0	0	0	16
11	Stevens, Lamar	f	7-14	1-4	4-6	1	8	9	2	19	0	3	0	0	34
21	Harrar, John	f	3-4	0-0	0-0	1	0	1	2	6	1	0	0	0	21
00	Jones, Myreon	g	6-9	3-4	1-2	0	5	5	2	16	2	2	0	2	26
05	Wheeler, Jamari	g	0-2	0-0	0-0	0	1	1	2	0	4	3	0	1	26
02	Dread, Myles	g	2-6	1-4	3-4	0	4	4	2	8	0	1	0	0	25
04	Jones Jr., Curtis	g	7-9	3-4	1-1	0	4	4	0	18	1	1	0	0	18
12	Brockington, Izaiah	g	0-3	0-0	0-0	0	3	3	2	0	0	1	0	0	15
24	Watkins, Mike	g	2-6	0-1	1-3	0	4	4	2	5	1	1	1	1	19
	Team					1	2	3							
Totals			27-56	8-19	10-16	3	32	35	15	72	9	13	1	4	200
FG % 1st Half:		15-31	48.4%	2nd half:		12-25	48.0%	Game:		27-56	48.2%	Deadball			
3FG % 1st Half:		4-12	33.3%	2nd half:		4-7	57.1%	Game:		8-19	42.1%	Rebounds			
FT % 1st Half:		3-4	75.0%	2nd half:		7-12	58.3%	Game:		10-16	62.5%	4.1			

Michigan 63 • 11-7,2-5 Big Ten

#	Player	Total		3-Ptr		Rebounds			PF	TP	A	TO	Blk	Stl	Min
		FG-FGA	FG-FGA	FT-FTA	Off	Def	Tot								
23	Brandon Johns Jr.	f	6-10	1-3	1-2	5	2	7	2	14	0	1	0	0	32
15	Jon Teske	c	4-10	0-4	1-2	2	9	11	4	9	0	2	1	2	31
03	Zavier Simpson	g	8-23	2-7	0-0	2	4	6	2	18	6	6	0	0	40
21	Franz Wagner	g	1-9	1-8	3-4	0	6	6	2	6	0	1	0	2	37
55	Eli Brooks	g	4-12	1-5	3-4	1	3	4	1	12	3	1	0	1	36
00	David DeJulius	g	0-3	0-1	2-2	0	1	1	2	2	0	1	0	1	15
51	Austin Davis	g	1-1	0-0	0-0	0	1	1	1	2	0	1	0	2	9
	Team					2	0	2							
Totals			24-68	5-28	10-14	12	26	38	14	63	9	13	1	8	200
FG % 1st Half:		13-29	44.8%	2nd half:		11-39	28.2%	Game:		24-68	35.3%	Deadball			
3FG % 1st Half:		2-10	20.0%	2nd half:		3-18	16.7%	Game:		5-28	17.9%	Rebounds			
FT % 1st Half:		0-0	0.0%	2nd half:		10-14	71.4%	Game:		10-14	71.4%	3.2			

Officials: Paul Szelc, Bill Ek, Terry Oglesby
 Technical fouls: Penn State-None, Michigan-None.
 Attendance: 12707
 2019-20 Men's Basketball, Round: 0, Michigan vs Penn St., Played at Crisler Ce

Score by periods	1st	2nd	Total
Penn State	37	35	72
Michigan	28	35	63

	Points	In Paint	Off T/O	2nd Chance	Fast Break	Bench
PSU	22	12	2	13	31	4
MICH	34	16	11	6	4	

Last FG - PSU 2nd-02:17, MICH 2nd-00:02.
 Largest lead - PSU by 15 2nd-07:06, MICH by 5 1st-10:31.
 PSU led for 35:19, MICH led for 02:41. Game was tied for 02:00.

Score tied - 3 times.
 Lead changed - 2 times.

PENN STATE TOPS INDIANA 64-49 FOR THIRD-STRAIGHT WIN

Penn State won its third-straight game 64-49 over Indiana and Lamar Stevens picked up a pair of career milestones, grabbing his 800th career rebound and moving into third place all-time on the Penn State career scoring list. Stevens led the Nittany Lions with 17 points and nine rebounds.

Penn State's defensive effort produced a season-best 15 steals, four from three different Nittany Lions, while holding the Hoosiers to 33.3 percent shooting and two 3-pointers. The Nittany Lions scored 21 points off turnovers.

The Nittany Lion bench proved to be a strength with a 31-11 advantage. Curtis Jones Jr. provided an offensive spark with 10 points in 11 minutes in the first half and Jamari Wheeler set the pace with five assists, four points, four steals and five rebounds.

Back-to-back treys by Seth Lundy and Myles Dread broke the game open from a single-point lead to 39-29. Stevens hit two-straight field goals to put Penn State up by 13, 48-35, with 8:27 to play and added another to counter a basket by Trayce Jackson-Davis. The Hoosiers were held scoreless over a three-minute stretch.

Penn State led by as many as 20, but Indiana made three of their last four baskets for the final 64-49 score.

The Nittany Lions and Hoosiers were locked in a defensive struggle in the first half, Indiana shot 34.5 percent and Penn State 34.4 percent. They combined for a 3-15 mark from beyond the arc.

Myles Dread scored just before the buzzer and tied the game at 28-28 going into the break.

Trayce Jackson-Davis led the Hoosiers with 14 points and snagged seven rebounds.

2019-20 PENN STATE GAME BOX SCORES & RECAPS

G21: No. 24 Penn State 76, Nebraska 64

Feb. 2, 2020 Pinnacle Bank Arena, Lincoln, Neb.

Penn State 76 • 16-5,6-4 Big Ten

#	Player	Total		3-Ptr		Rebounds			PF	TP	A	TO	Blk	Stl	Min.
		FG-FGA	FG-FTA	FG-FGA	FG-FTA	Off	Def	Tot							
01	Lundy, Seth	f	2-5	1-3	0-2	0	2	2	2	5	0	1	0	0	18
11	Stevens, Lamar	f	6-11	1-2	0-0	0	5	5	2	13	2	3	2	0	29
21	Harrar, John	f	2-3	0-0	2-4	1	2	3	2	6	0	1	0	2	19
00	Jones, Myreon	g	5-12	2-7	1-2	0	2	2	1	13	6	1	0	0	29
05	Wheeler, Jamari	g	2-2	2-2	0-0	2	3	5	3	6	3	1	0	2	24
02	Dread, Myles	g	5-11	4-10	0-0	2	2	4	1	14	1	2	0	0	20
04	Jones Jr., Curtis	g	0-3	0-2	0-0	1	5	6	2	0	2	2	0	0	16
10	McCloskey, Kyle	g	0-0	0-0	0-0	0	0	0	0	0	0	0	0	1	2
12	Brockington, Izaiah	g	3-8	0-0	2-4	2	1	3	2	8	0	2	0	0	20
15	Buttrick, Trent	g	0-0	0-0	0-0	0	0	0	0	0	0	0	0	0	2
20	Nussbaum, Taylor	g	0-0	0-0	0-0	0	0	0	0	0	0	0	0	0	1
24	Watkins, Mike	g	5-12	0-0	1-2	5	12	17	2	11	2	2	2	0	20
Team						1	1	2			1				
Totals			30-67	10-26	6-14	14	35	49	17	76	16	16	4	5	200
FG % 1st Half: 15-34		44.1%	2nd half: 15-33		45.5%	Game: 30-67		44.8%	Deadball						
3FG % 1st Half: 7-20		35.0%	2nd half: 3-6		50.0%	Game: 10-26		38.5%	Rebounds						
FT % 1st Half: 1-2		50.0%	2nd half: 5-12		41.7%	Game: 6-14		42.9%	3						

Nebraska 64 • 7-15,2-9 Big Ten

#	Player	Total		3-Ptr		Rebounds			PF	TP	A	TO	Blk	Stl	Min.
		FG-FGA	FG-FTA	FG-FGA	FG-FTA	Off	Def	Tot							
24	Yvan Ouedraogo	f	2-3	0-0	2-4	1	5	6	2	6	0	0	0	1	20
11	Dachon Burke	g	5-15	1-3	0-0	2	1	3	3	11	1	2	0	2	27
22	Haanif Cheatham	g	5-10	2-3	3-6	1	7	8	0	15	2	3	0	2	35
30	Charlie Easley	g	0-3	0-2	1-3	0	0	0	2	1	1	1	0	2	19
34	Thorir Thorbjarnarso	g	4-7	2-3	2-3	1	4	5	1	12	1	1	0	0	29
00	Akol Arop	g	2-2	0-0	0-1	0	2	2	0	4	1	0	0	1	3
01	Kevin Cross	g	2-8	1-3	0-1	2	3	5	2	5	0	0	1	0	21
03	Cam Mack	g	0-6	0-2	0-0	1	0	1	3	0	3	3	0	0	22
23	Jervay Green	g	1-4	0-2	0-1	1	3	4	1	2	1	2	0	0	16
25	Matej Kavas	g	3-4	2-3	0-0	0	2	2	2	8	2	0	0	0	8
Team						1	1	2			1				
Totals			24-62	8-21	8-19	10	28	38	16	64	12	13	1	8	200
FG % 1st Half: 12-31		38.7%	2nd half: 12-31		38.7%	Game: 24-62		38.7%	Deadball						
3FG % 1st Half: 5-10		50.0%	2nd half: 3-11		27.3%	Game: 8-21		38.1%	Rebounds						
FT % 1st Half: 4-11		36.4%	2nd half: 4-8		50.0%	Game: 8-19		42.1%	4						

Officials: Edwin Young, Lewis Garrison, Paul Szelc
 Technical fouls: Penn State-None, Nebraska-None.
 Attendance: 15901
 2019-20 Men's Basketball, Round: 0, Nebraska vs Penn St., Played at Pinnacle B

Score by periods	1st	2nd	Total
Penn State	38	38	76
Nebraska	33	31	64

Last FG - PSU 2nd-00:56, NEBR 2nd-00:16.
 Largest lead - PSU by 24 2nd-09:17, NEBR by 7 1st-17:23.
 PSU led for 32:15, NEBR led for 06:24. Game was tied for 01:21

	In	Off	2nd	Fast	Break	Bench
Points	28	15	10	2	33	
PSU	30	16	9	10	19	
NEBR						

Score tied - 1 time.
 Lead changed - 3 times.

PENN STATE USES STRONG SECOND HALF IN BIG ROAD WIN

A strong second half propelled Penn State to a 76-64 win over Nebraska Saturday. In the win, Lamar Stevens became just the third Nittany Lion to score 2,000 career points in program history.

The Nittany Lions began the second half on a 15-4 run to take a 53-37 lead en route to their fourth-straight victory and first vs. Nebraska in Lincoln since 1995. Myles Dread and Mike Watkins combined for 25 of 33 points off the bench, 22 in the second half.

Dread led Penn State in scoring with 14 points, connecting for four of Penn State's 10 3-pointers. Stevens and sophomore guard Myreon Jones each had 13 to help pace PSU.

Watkins finished with the 32nd double-double of his career with 11 points and 17 rebounds, 12 on the defensive end. Thanks in part to Watkins, Penn State dominated on the boards, 49-38, and he added two blocked shots to his totals.

Penn State held Nebraska to 38.7 percent shooting from the field and took advantage of Husker scoring droughts to build a 20-point lead at the midway mark in the second half.

The Nittany Lions combatted a fast Husker start with seven three-pointers in the first half to dig themselves out of an early 9-2 and then 11-5 hole. Myreon Jones' trey tied it at 13 at 14:09 and two minutes later the Nittany Lions took the lead for good at 21-20.

Field goals by Stevens and freshmen Seth Lundy, who scored his five points in the final two minutes of the first half, gave PSU a 38-33 lead going into the locker room.

Cheatham led Nebraska with 15 points, 10 in the first half, and added eight rebounds as three Huskers scored in double figures.

G22: No. 22 Penn State 75, Michigan State 70

Feb. 4, 2020 Breslin Center, East Lansing, Mich.

Penn State 75 • 17-5,7-4 Big Ten

#	Player	Total		3-Ptr		Rebounds			PF	TP	A	TO	Blk	Stl	Min.
		FG-FGA	FG-FTA	FG-FGA	FG-FTA	Off	Def	Tot							
01	Lundy, Seth	f	0-2	0-1	0-0	0	2	2	1	0	0	0	0	0	7
11	Stevens, Lamar	f	9-20	1-3	5-6	1	6	7	2	24	3	3	1	2	39
21	Harrar, John	f	1-1	0-0	1-2	1	1	2	3	3	0	1	0	0	15
00	Jones, Myreon	g	7-11	6-8	0-1	1	2	3	0	20	5	1	0	1	34
05	Wheeler, Jamari	g	1-4	0-1	0-0	1	2	3	2	4	1	0	0	2	32
02	Dread, Myles	g	2-7	2-7	1-2	0	1	1	3	7	1	2	0	2	22
04	Jones Jr., Curtis	g	0-2	0-1	5-5	1	2	3	1	5	1	0	0	0	14
12	Brockington, Izaiah	g	1-4	0-0	2-2	1	0	1	0	4	1	0	0	1	12
24	Watkins, Mike	g	5-12	0-0	0-1	3	5	8	2	10	1	0	1	1	25
Team						2	2	4							
Totals			26-63	9-21	14-19	11	23	34	15	75	16	8	2	9	200
FG % 1st Half: 15-38		39.5%	2nd half: 11-25		44.0%	Game: 26-63		41.3%	Deadball						
3FG % 1st Half: 7-14		50.0%	2nd half: 2-7		28.6%	Game: 9-21		42.9%	Rebounds						
FT % 1st Half: 6-8		75.0%	2nd half: 8-11		72.7%	Game: 14-19		73.7%	2						

Michigan St. 70 • 16-7,8-4 Big Ten

#	Player	Total		3-Ptr		Rebounds			PF	TP	A	TO	Blk	Stl	Min.
		FG-FGA	FG-FTA	FG-FGA	FG-FTA	Off	Def	Tot							
11	Aaron Henry	f	3-6	0-2	0-0	1	1	2	2	6	2	4	1	0	29
23	Xavier Tillman	f	3-5	1-1	2-2	3	8	11	5	9	2	1	5	2	36
25	Malik Hall	f	1-4	1-1	2-2	2	6	8	4	5	3	3	0	2	25
44	Gabe Brown	f	3-4	1-2	0-0	0	3	3	2	7	0	0	0	0	24
05	Cassius Winston	g	8-21	3-11	6-7	0	2	2	1	25	9	3	0	1	37
00	Kyle Ahrens	g	1-2	1-2	0-0	0	0	0	0	3	0	0	0	0	5
02	Rocket Watts	g	3-8	0-3	0-0	0	4	4	4	6	0	2	0	0	27
03	Foster Loyer	g	1-1	0-0	0-0	0	1	1	1	2	0	2	0	0	3
30	Marcus Bingham Jr.	g	2-3	0-1	1-2	1	4	5	0	5	0	0	3	0	11
34	Julius Marble	g	1-1	0-0	0-0	0	0	0	1	2	0	0	0	0	3
Team						0	0	0							
Totals			26-55	7-23	11-13	7	29	36	20	70	16	15	9	5	200
FG % 1st Half: 12-25		48.0%	2nd half: 14-30		46.7%	Game: 26-55		47.3%	Deadball						
3FG % 1st Half: 4-11		36.4%	2nd half: 3-12		25.0%	Game: 7-23		30.4%	Rebounds						
FT % 1st Half: 9-10		90.0%	2nd half: 2-3		66.7%	Game: 11-13		84.6%	1						

Officials: Kelly Pfeiffer, Mike Eades, Brian Dorsey
 Technical fouls: Penn State-TEAM, Michigan St.-TEAM.
 Attendance: 14797
 2019-20 Men's Basketball, Round: 0, Michigan St. vs Penn St., Played at Breslin

Score by periods	1st	2nd	Total
Penn State	43	32	75
Michigan St.	37	33	70

Last FG - PSU 2nd-03:42, MSU 2nd-00:11.
 Largest lead - PSU by 11 1st-01:33, MSU by 8 1st-16:01.
 PSU led for 23:40, MSU led for 10:49. Game was tied for 05:31.

	In	Off	2nd	Fast	Break	Bench
Points	20	21	15	17	26	
PSU	30	9	5	10	18	
MSU						

Score tied - 6 times.
 Lead changed - 8 times.

LATE RUN HOLDS OFF SPARTAN RALLY FOR 75-70 WIN

No. 22 Penn State defeated No. 16 Michigan State 75-70 for only the second time in 25 visits to East Lansing. The Nittany Lions were clutch from the foul line, going 6-7 the final minute to secure the win.

Lamar Stevens scored 13 of his team-high 24 points in the second half and went 4-4 from the foul line in the final 16 seconds. Myreon Jones hit six 3-pointers for 20 total points and Mike Watkins finished the night with 10 points and a team-high eight rebounds.

MSU's Cassius Winston hit a 3-pointer for a 66-63 MSU lead, but his basket was the Spartans' last for a five-minute stretch, going 0-5 from the floor with two turnovers until the final 50 seconds. He was the game-high scorer with 25 points.

A 12-4 run from the 5:29 mark through the end of the game, pulled Penn State within one, 66-65 and Stevens put PSU up by one, 67-66, at the 3:42 mark. Fouls and turnovers plagued the Spartans while the Nittany Lions stumbled at the free throw line. Stevens and Harrar each added a free throw for a 69-66 lead with 50 seconds left.

Penn State's lead was cut to one, 69-68, and two more free throws by Stevens extended the lead to 71-68. Winston quickly scored and Stevens connected on two more free throws, 73-70, with just 9.1 seconds remaining. Curtis Jones Jr. added two free throws to give Penn State its fifth-straight conference win and third consecutive Big Ten road win, both program firsts.

Penn State went up by as many as 10, 49-39 in the second half, but MSU used an 12-2 run to tie the game at 51 at the 13:46 mark.

Myreon Jones' 3-point shooting paced PSU to a 43-37 halftime lead with 15 points off 5-6 shooting from behind the arc.

2019-20 PENN STATE GAME BOX SCORES & RECAPS

G23: No. 22 Penn State 83, Minnesota 77

Feb. 8, 2020 Bryce Jordan Center, University Park, Pa.

Minnesota 77 • 12-11,6-7 Big Ten

#	Player	Total			3-Ptr			Rebounds			PF	TP	A	TO	Blk	Stl	Min
		FG	FGA	FT	FTA	Off	Def	Tot	Off	Def							
30	Alihan Demir	f	2-5	0-1	0-0	0	2	2	0	4	3	0	0	0	0	29	
25	Daniel Oturu	c	12-23	0-1	8-9	5	11	16	3	32	1	1	3	0	0	36	
00	Payton Willis	g	1-6	1-5	0-0	1	0	1	1	3	0	2	0	1	25		
05	Marcus Carr	g	7-15	3-6	3-4	1	6	7	3	20	5	1	0	1	39		
22	Gabe Kalscheur	g	4-11	3-8	0-0	0	0	0	4	11	1	0	0	0	23		
01	Tre' Williams	g	3-4	1-2	0-0	1	1	2	5	7	0	2	0	0	24		
03	Bryan Greenlee	g	0-0	0-0	0-0	0	0	0	0	0	0	0	0	0	1		
21	Jarvis Omersa	g	0-0	0-0	0-0	0	2	2	0	0	1	0	0	0	6		
35	Isaiah Ihnen	g	0-0	0-0	0-0	0	1	1	2	0	0	0	0	1	8		
42	Michael Hurt	g	0-3	0-1	0-0	0	1	1	2	0	0	0	0	0	9		
	Team					3	0	3			1						
	Totals		29-67	8-24	11-13	11	24	35	20	77	11	7	3	3	200		
	FG % 1st Half:	9-30	30.0%	2nd half:	20-37	54.1%	Game:	29-67	43.3%								
	3FG % 1st Half:	0-7	0.0%	2nd half:	8-17	47.1%	Game:	8-24	33.3%								
	FT % 1st Half:	4-4	100.0%	2nd half:	7-9	77.8%	Game:	11-13	84.6%								

Penn State 83 • 18-5,8-4 Big Ten

#	Player	Total			3-Ptr			Rebounds			PF	TP	A	TO	Blk	Stl	Min
		FG	FGA	FT	FTA	Off	Def	Tot	Off	Def							
01	Lundy, Seth	f	1-5	0-3	6-6	2	4	6	0	8	1	0	1	0	0	21	
11	Stevens, Lamar	f	11-21	2-4	9-12	1	6	7	3	33	3	3	1	0	0	37	
21	Harrar, John	f	4-5	0-0	0-2	3	4	7	3	8	4	0	0	2	34		
02	Dread, Myles	g	2-8	2-5	2-2	1	5	6	1	8	2	0	1	0	28		
05	Wheeler, Jamari	g	2-2	1-1	0-0	0	1	1	3	5	3	2	0	1	29		
04	Jones Jr., Curtis	g	2-5	1-3	2-4	0	3	3	0	7	1	2	0	0	21		
12	Brockington, Izaiah	g	5-8	0-1	0-0	0	5	5	2	10	2	3	0	0	24		
24	Watkins, Mike	g	2-4	0-0	0-0	1	0	1	3	4	0	0	1	0	6		
	Team					1	1	2			1						
	Totals		29-58	6-17	19-26	9	29	38	15	83	16	11	4	3	200		
	FG % 1st Half:	12-28	42.9%	2nd half:	17-30	56.7%	Game:	29-58	50.0%								
	3FG % 1st Half:	3-10	30.0%	2nd half:	3-7	42.9%	Game:	6-17	35.3%								
	FT % 1st Half:	9-9	100.0%	2nd half:	10-17	58.8%	Game:	19-26	73.1%								

Officials: Donnie Eppley, Steve McJunkins, Courtney Green
 Technical fouls: Minnesota-None. Penn State-None.

Attendance: 15,261

2019-20 Men's Basketball. Round: 0. Minnesota vs Penn St.. Played at Bryce Jordan

Score by periods	1st	2nd	Total
Minnesota	22	55	77
Penn State	36	47	83

Last FG - MINN 2nd-00:19, PSU 2nd-02:13.
 Largest lead - MINN None, PSU by 19 2nd-15:53.
 MINN led for 00:00. PSU led for 39:13. Game was tied for 00:33.

	In	Off	2nd	Fast	Bench
Points	34	9	8	9	7
PSU	38	8	7	11	21

Score tied - 0 times.
 Lead changed - 0 times.

G24: No. 13 Penn State 88, Purdue 76

Feb. 11, 2020 Mackey Arena, West Lafayette, Ind.

Penn State 88 • 19-5,9-4 Big Ten

#	Player	Total			3-Ptr			Rebounds			PF	TP	A	TO	Blk	Stl	Min
		FG	FGA	FT	FTA	Off	Def	Tot	Off	Def							
01	Lundy, Seth	f	6-11	6-9	0-0	0	4	4	2	18	0	1	0	1	34		
11	Stevens, Lamar	f	3-9	1-2	9-11	0	1	1	2	16	5	0	0	1	27		
21	Harrar, John	f	3-3	0-0	7-8	2	2	4	4	13	2	1	0	0	18		
02	Dread, Myles	g	4-6	4-5	0-0	1	4	5	1	12	5	2	0	1	35		
05	Wheeler, Jamari	g	1-4	1-3	1-2	0	1	1	4	4	5	2	0	0	34		
04	Jones Jr., Curtis	g	0-4	0-4	0-0	0	0	0	2	0	0	2	0	0	16		
12	Brockington, Izaiah	g	2-5	2-3	0-0	0	3	3	0	6	3	0	1	1	15		
24	Watkins, Mike	g	9-12	0-0	1-1	2	8	10	3	19	1	0	1	0	21		
	Team					0	3	3									
	Totals		28-54	14-26	18-22	5	26	31	18	88	21	8	2	4	200		
	FG % 1st Half:	14-29	48.3%	2nd half:	14-25	56.0%	Game:	28-54	51.9%								
	3FG % 1st Half:	10-19	52.6%	2nd half:	4-7	57.1%	Game:	14-26	53.8%								
	FT % 1st Half:	4-5	80.0%	2nd half:	14-17	82.4%	Game:	18-22	81.8%								

Purdue 76 • 14-11,7-7 Big Ten

#	Player	Total			3-Ptr			Rebounds			PF	TP	A	TO	Blk	Stl	Min
		FG	FGA	FT	FTA	Off	Def	Tot	Off	Def							
12	Evan Boudreaux	f	0-0	0-0	0-0	1	1	2	0	0	1	0	0	0	0	14	
50	Trevion Williams	f	7-13	1-1	2-6	5	5	10	4	17	1	0	0	0	22		
02	Eric Hunter Jr.	g	6-12	1-3	1-1	2	1	3	1	14	3	2	0	1	31		
20	Nojel Eastern	g	4-5	0-0	0-0	0	4	4	3	8	3	2	0	1	25		
55	Sasha Stefanovic	g	1-5	0-4	1-2	0	0	0	5	3	0	1	0	0	23		
01	Aaron Wheeler	g	0-3	0-3	0-0	0	1	1	1	0	0	0	0	0	16		
03	Jahaad Proctor	g	5-8	1-1	4-4	0	1	1	2	15	4	1	0	2	28		
11	Isaiah Thompson	g	3-7	1-3	8-12	0	1	1	3	15	0	0	0	1	23		
32	Matt Haarms	g	2-8	0-2	0-0	1	4	5	2	4	0	1	2	1	18		
	Team					1	2	3									
	Totals		28-61	4-17	16-25	10	20	30	21	76	12	7	2	6	200		
	FG % 1st Half:	15-34	44.1%	2nd half:	13-27	48.1%	Game:	28-61	45.9%								
	3FG % 1st Half:	0-8	0.0%	2nd half:	4-9	44.4%	Game:	14-26	53.8%								
	FT % 1st Half:	0-2	0.0%	2nd half:	16-23	69.6%	Game:	16-25	64.0%								

Officials: Lewis Garrison, Rob Riley, Larry Scrotto
 Technical fouls: Penn State-None. Purdue-None.

Attendance: 14,804

2019-20 Men's Basketball. Round: 0. Purdue vs Penn St.. Played at Mackey Arena

Score by periods	1st	2nd	Total
Penn State	42	46	88
Purdue	30	46	76

Last FG - PSU 2nd-05:04, PURDUE 2nd-00:54.
 Largest lead - PSU by 24 2nd-14:08, PURDUE None.
 PSU led for 38:47. PURDUE led for 00:00. Game was tied for 01:13.

	In	Off	2nd	Fast	Bench
Points	24	13	2	6	25
PSU	34	12	7	16	34

Score tied - 1 time.
 Lead changed - 0 times.

STEVENS' CAREER NIGHT GIVES LIONS SIXTH-STRAIGHT WIN

Led by Lamar Stevens' career-high 33 points, Penn State topped Minnesota 83-77 Saturday and won its sixth-straight game in front of a sold-out crowd of 15,261 fans in the Bryce Jordan Center.

Penn State never trailed, but Minnesota connected on all eight of its 3-pointers in the second half to erase the Nittany Lions' double-digit lead. Minnesota got as close as three, 71-68, at the 4:48 mark. A clutch field goal and free throw by Stevens and a trey by Myles Dread pushed Penn State back up by nine, 77-68, with 3:13 to play.

The Golden Gophers chipped away at the 10-point lead in the last minute, but went 2-8 from the field while sending PSU to the line. Penn State made enough free throws in the final 1:13 for the final.

Both teams lit it up in the second half and guard Marcus Carr scored 18 points by the 10-minute mark, getting to his 20-point total, and helping Minnesota trim the lead to single digits.

Izaiah Brockington scored three of the next four baskets for a 67-56 PSU lead with 8:12 left. He finished with 10 points, Curtis Jones Jr. added seven and Watkins four as the Nittany Lions' bench outscored Minnesota 21-7.

Penn State built an early lead, but the Nittany Lions' couldn't capitalize on the Golden Gophers' scoring drought. Minnesota snuck back into the game at 19-14 and 21-16.

Brockington sent the Nittany Lions into the locker room with thunderous fastbreak slam as the Nittany Lions led Minnesota 36-22 at the end of the first half of play.

Minnesota center Daniel Oturu turned in a double-double with 32 points and 16 rebounds to pace the Golden Gophers.

TREYS REIGN IN 88-76 ROAD WIN AT PURDUE

Penn State won its seventh-straight game and fourth-straight Big Ten road contest with an 88-76 win over Purdue. The nine Big Ten wins tie coach Patrick Chambers' best total as the Nittany Lion head coach, matching the 2017-18 season total.

Mike Watkins and Lamar Stevens combined for 35 points as Watkins collected the 33rd double-double of his Nittany Lion career. In total, five Nittany Lions scored in double figures led by Watkins' 19 points and 11 rebounds. Freshman Seth Lundy turned in a career night, drilling six three-pointers for a career-high 18 points.

Lundy and the Nittany Lions hit a season-best 14 three-pointers vs. four for Purdue, the Boilers treys all coming in the second half. Clutch free throw shooting by John Harrar and Stevens late in the game turned back Purdue's scoring surge.

Penn State opened the second half with a 13-0 run, going 6-7 from the field with eight points in the stretch courtesy of Mike Watkins, to open the lead to 55-32. Coming out of the under-12 timeout, Purdue spun off a 11-2 run to cut the Nittany Lion lead to 64-50.

Fourteen points came at the line in the final 5:42 as PSU went without a field goal. Purdue trimmed the deficit to seven and Eric Hunter Jr. countered two Harrar free throws for an 81-74 score, but Stevens made his final five free throws.

Penn State poured in 3-pointers with 10 in the first half and a season-best 14 for the game. PSU ended the half making its final four shots to take a 42-30 lead into the intermission.

The Nittany Lions' victory in West Lafayette was the third in program history in 25 tries and Penn State gave Purdue only its eighth loss against 89 wins over the last six seasons in Mackey Arena.

Four Boilermakers scored in double figures with Trevion Williams going 7-13 from the floor for 17 points and sharing the game-high rebounding honors with 10.

2019-20 PENN STATE GAME BOX SCORES & RECAPS

G25: No. 13 Penn State 77, Northwestern 61

Feb. 15, 2020 Bryce Jordan Center, University Park, Pa.

Northwestern 61 • 6-18,1-13 Big Te

#	Player	Pos	Total			3-Ptr			Rebounds			PF	TP	A	TO	Blk	Stl	Min
			FG-FGA	FG-FGA	FT-FTA	Off	Def	Tot	Off	Def	Tot							
10	Miller Kopp	f	3-10	2-6	2-2	0	3	3	2	10	4	1	0	0	0	0	31	
31	Robbie Beran	f	1-5	0-1	0-1	2	5	7	2	2	0	1	1	1	1	22		
15	Ryan Young	c	3-5	0-1	0-0	0	2	2	4	6	0	1	0	0	0	21		
00	Boo Buie	g	5-12	0-4	2-4	0	3	3	2	12	3	3	0	0	0	35		
12	Pat Spencer	g	5-10	0-0	1-2	0	3	3	2	11	3	4	1	0	0	35		
04	Jared Jones	g	2-4	0-0	0-0	1	2	3	2	4	0	1	2	0	0	13		
21	A. J. Turner		1-4	0-1	0-0	0	0	0	0	2	1	0	0	0	0	18		
22	Pete Nance		6-7	0-1	0-1	1	6	7	2	12	0	0	0	1	24			
33	Tino Malnati		1-1	0-0	0-0	0	0	0	0	2	0	0	0	0	1			
	Team					1	1	2										
	Totals		27-58	2-14	5-10	5	25	30	16	61	11	11	4	2	200			

FG % 1st Half:	13-31	41.9%	2nd half:	14-27	51.9%	Game:	27-58	46.6%	Deadball Rebounds:	2
3FG % 1st Half:	1-9	11.1%	2nd half:	1-5	20.0%	Game:	2-14	14.3%		
FT % 1st Half:	1-5	20.0%	2nd half:	4-5	80.0%	Game:	5-10	50.0%		

Penn State 77 • 20-5,10-4 Big Te

#	Player	Pos	Total			3-Ptr			Rebounds			PF	TP	A	TO	Blk	Stl	Min
			FG-FGA	FG-FGA	FT-FTA	Off	Def	Tot	Off	Def	Tot							
01	Lundy, Seth	f	1-4	1-4	0-0	0	1	1	3	3	0	0	0	1	14			
11	Stevens, Lamar	f	8-17	2-6	5-6	0	7	7	2	23	2	3	1	1	35			
21	Harrar, John	f	1-4	0-0	1-2	3	3	6	2	3	1	2	0	1	18			
02	Dread, Myles	g	6-13	4-11	0-0	0	4	4	2	16	4	0	1	2	31			
05	Wheeler, Jamari	g	4-6	3-4	0-0	1	3	4	4	11	6	3	1	2	33			
04	Jones Jr., Curtis		1-6	1-5	0-0	1	2	3	2	3	1	1	0	0	16			
12	Brockington, Izaiah		3-7	0-1	1-2	3	2	5	0	7	2	0	0	0	29			
15	Buttrick, Trent		0-0	0-0	0-0	1	0	1	0	0	0	1	0	0	1			
20	Nussbaum, Taylor		0-0	0-0	0-0	0	0	0	0	0	0	0	0	0	1			
24	Watkins, Mike		4-8	0-0	3-4	3	6	9	2	11	0	0	1	0	21			
33	Beattie, Stephen		0-0	0-0	0-0	0	0	0	0	0	0	0	0	0	1			
	Team					1	1	2										
	Totals		28-65	11-31	10-14	13	29	42	17	77	16	11	4	7	200			

FG % 1st Half:	16-37	43.2%	2nd half:	12-28	42.9%	Game:	28-65	43.1%	Deadball Rebounds:	3
3FG % 1st Half:	7-21	33.3%	2nd half:	4-10	40.0%	Game:	11-31	35.5%		
FT % 1st Half:	3-3	100.0%	2nd half:	7-11	63.6%	Game:	10-14	71.4%		

Officials: Brandon Cruz, Earl Walton, D.J. Carstensen
 Technical fouls: Northwestern-None, Penn State-None.
 Attendance: 14402
 2019-20 Men's Basketball. Round: 0. Northwestern vs Penn St.. Played at Bryce

Score by periods	1st	2nd	Total	Points	In Paint	Off T/O	2nd Chance	Fast Break	Bench
Northwestern	28	33	61	34	8	2	6	20	20
Penn State	42	35	77	28	19	9	15	21	21

Last FG - NU 2nd-00:23, PSU 2nd-01:06. Score tied - 3 times.
 Largest lead - NU by 5 1st-18:15, PSU by 20 2nd-01:06. Lead changed - 1 time.
 NU led for 04:24, PSU led for 33:31. Game was tied for 02:05.

G26: vs. Illinois

Feb. 18, 2020 Bryce Jordan Center, University Park, Pa.

PSU LOGS EIGHTH-STRAIGHT WIN, 20TH OF SEASON

Penn State topped Northwestern 77-61 for its eighth-straight win and 20th of the season Saturday. Four Nittany Lions finished in double figures with Lamar Stevens leading the charge with 23.

The Nittany Lions connected on 11 3-point field goals vs. the Wildcats, their second-straight game with double-figures in treys, and crashed the boards with a +12 margin at 42-30.

Myles Dread had four 3-pointers in his second-consecutive game and finished with a season-best 16 points. Jamari Wheeler also turned in a season best with 11 points, with a career-best three treys.

Trailing by 18 points with 12:13 to play, Northwestern cut the Nittany Lions lead to seven with 5:16 remaining. A clutch triple by Dread on the Nittany Lions' next possession pushed the lead back to 10 with 4:43 to play. Dread's three-pointer sparked a 13-0 run for Penn State as the Nittany Lions secured their 10th Big Ten Conference win.

Penn State's long-range shooting erased an early Wildcats 7-3 lead as Seth Lundy and Stevens knocked down three consecutive treys to tie the game at 9-9. Chambers called timeout at the 3:43 mark to refocus his team.

Up by six, 25-19, with 8:14 left in the half, Penn State made five-straight field goals, all two-pointers, in a 10-0 run over 2:45 and pulled ahead for a 42-28 halftime lead.

Penn State's offensive rebounding prowess led to nine second-chance points and it did not allow a second-chance point for the Wildcats in the first half.

Pete Nance and Boo Buie led the Wildcats with 12 points each while Robbie Beran had seven rebounds.

NITTANY LIONS BESTS & CAREER TOTALS

33 | STEPHEN BEATTIE

	2019-20 Season	Career	Big Ten
Points	3, 2x, last vs. Cornell, 12/29/19	3, 2x, last vs. Cornell, 12/29/19	--
Rebounds	--	--	--
Assists	--	--	--
Blocks	--	--	--
Steals	--	--	--
Minutes	2, 2x, last vs. Central Conn., 12/20/19	2, 2x, last vs. Central Conn., 12/20/19	1, vs. Northwestern, 2/15/20
FG Made	1, 2x, last vs. Cornell, 12/29/19	1, 2x, last vs. Cornell, 12/29/19	--
FG Attempted	2, vs. Central Conn., 12/20/19	2, vs. Central Conn., 12/20/19	--
3-Point FG Made	1, 2x, last vs. Cornell, 12/29/19	1, 2x, last vs. Cornell, 12/29/19	--
3-Point FG Attempted	2, vs. Central Conn., 12/20/19	2, vs. Central Conn., 12/20/19	--
FT Made	--	--	--
FT Attempted	--	--	--
FT Attempted	--	--	--

Career Totals

Season	GP-GS	Min/Avg	Total		3-Point		FT-FTA		Pct.		Rebounds				PF				Scoring	
			FG-FGA	Pct.	FG-FGA	Pct.	Off	Def	Total	Avg.	PF	DQ	A	T	B	S	Pts.	Avg.		
2019-20	5-0	7/1.4	2-4	.500	2-4	.500	0-0	.000	0	0	0	0.0	0	0	0	0	0	0	0	
TOTAL	5-0	7/1.4	2-4	.500	2-4	.500	0-0	.000	0	0	0	0.0	0	0	0	0	0	0	0	

Career Big Ten Totals

Season	GP-GS	Min/Avg	Total		3-Point		FT-FTA		Pct.		Rebounds				PF				Scoring	
			FG-FGA	Pct.	FG-FGA	Pct.	Off	Def	Total	Avg.	PF	DQ	A	T	B	S	Pts.	Avg.		
2019-20	1-0	1/1.0	0-0	.000	0-0	.000	0-0	.000	0	0	0	0.0	0	0	0	0	0	0	0	
TOTAL	1-0	1/1.0	0-0	.000	0-0	.000	0-0	.000	0	0	0	0.0	0	0	0	0	0	0	0	

12 | IZAIHAH BROCKINGTON

	2019-20 Season	Career	Big Ten
Points	23, vs. Iowa, 1/4/20	23, vs. Iowa, 1/4/20	23, vs. Iowa, 1/4/20
Rebounds	7, at Georgetown, 11/14/19	7, at Georgetown, 11/14/19	5, 2s, last vs. Northwestern, 2/15/20
Assists	3, 2x, last at Purdue, 2/11/20	5, Maryland Eastern Shore, 11/20/17	3, 2x, last at Purdue, 2/11/20
Blocks	1, 4x last at Purdue, 2/11/20	1, 8x, last at Michigan State, 2/4/20	1, 4x last at Purdue, 2/11/20
Steals	3, 2x, last vs. Maryland, 12/10/19	4, Maryland Eastern Shore, 11/20/17	3, 2x, last vs. Maryland, 12/10/19
Minutes	30, 2x, last at Rutgers, 1/7/20	33, at St. Joseph's, 1/6/18	30, 2x, last at Rutgers, 1/7/20
FG Made	9, vs. Iowa, 1/4/20	9, vs. Iowa, 1/4/20	9, vs. Iowa, 1/4/20
FG Attempted	15, vs. Iowa, 1/4/20	15, 2x, last vs. Iowa, 1/4/20	15, vs. Iowa, 1/4/20
3-Point FG Made	2, 2x, last at Purdue, 2/11/20	4, vs. TCU, 11/25/17	2, 2x, last at Purdue, 2/11/20
3-Point FG Attempted	5, at Ohio State, 12/7/19	8, 2x, last at St. Joseph's, 1/6/18	5, at Ohio State, 12/7/19
FT Made	6, vs. Wisconsin, 1/11/20	6, 2x, last vs. Wisconsin, 1/11/20	6, vs. Wisconsin, 1/11/20
FT Attempted	9, vs. Wisconsin, 1/11/20	9, 2x, last vs. Wisconsin, 1/11/20	9, vs. Wisconsin, 1/11/20

Career Totals

		Field Goals		3-Point		F-Throws		Rebounds				PF				Scoring				
SEASON	TEAM	GP-GS	MIN/AVG	FG-FGA	FG%	3FG-FGA	3FG%	FT-FTA	FT%	OFF	DEF	TOT	AVG	PF-FO	AST	TO	BLK	STL	PTS	AVG
2017-18	SBU	34-1	396/11.6	52-118	.441	22-53	.415	21-39	.538	8	34	42	1.2	27-1	30	14	5	14	147	4.3
2019-20	PSU	25-0	533/21.3	82-183	.448	10-41	.244	45-63	.714	24	48	72	2.9	42-0	26	36	4	23	219	8.8
TOTAL FOR PSU		25-0	533/21.3	82-183	.448	10-41	.244	45-63	.714	24	48	72	2.9	42-0	26	36	4	23	219	8.8
TOTAL		59-1	929/15.7	134-301	.445	32-94	.340	66-102	.647	32	82	114	1.9	69-1	56	50	9	37	366	6.2

Career Big Ten Totals

Season	GP-GS	Min/Avg	Total		3-Point		FT-FTA		Pct.		Rebounds				PF				Scoring	
			FG-FGA	Pct.	FG-FGA	Pct.	Off	Def	Total	Avg.	PF	DQ	A	T	B	S	Pts.	Avg.		
2019-20	14-0	304/21.7	46-108	.426	6-20	.300	26-37	.703	9	23	32	2.3	23	0	15	14	3	14	124	8.9
TOTAL	14-0	304/21.7	46-108	.426	6-20	.300	26-37	.703	9	23	32	2.3	23	0	15	14	3	14	124	8.9

NITTANY LIONS BESTS & CAREER TOTALS

15 | TRENT BUTTRICK

	2019-20 Season	Career	Big Ten
Points	8, vs. Central Conn., 12/20/19	13, at Alabama, 12/21/18	4, at Minnesota, 1/19/19
Rebounds	5, vs. Central Conn., 12/20/19	5, 3x, last vs. Central Conn., 12/20/19	3, Maryland, 2/27/19
Assists	1, vs. UMES, 11/5/19	1, 5x, last vs. UMES, 11/5/19	--
Blocks	1, 2x, last vs. Ohio State, 1/18/20	3, North Florida, 11/9/18	1, 2x, last vs. Ohio State, 1/18/20
Steals	1, 2x, last vs. Central Conn., 12/20/19	1, 6x, last vs. Central Conn., 12/20/19	1, at Minnesota, 1/19/19
Minutes	15, vs. UMES, 11/5/19	20, 2x, last at Alabama, 12/21/18	10, at Michigan, 1/3/19
FG Made	1, 5x, last vs. Cornell, 12/29/19	5, at Alabama, 12/21/18	1, 3x, last at Ohio State, 12/7/19
FG Attempted	6, vs. UMES, 11/5/19	6, vs. UMES, 11/5/19	3, 2x, last vs. Wisconsin, 1/6/19
3-Point FG Made	1, 3x, last vs. Cornell, 12/29/19	3, at Alabama, 12/21/18	--
3-Point FG Attempted	5, vs. Central Conn., 12/20/19	5, vs. Central Conn., 12/20/19	3, at Maryland, 12/1/18
FT Made	5, vs. Central Conn., 12/20/19	5, vs. Central Conn., 12/20/19	2, at Minnesota, 1/19/19
FT Attempted	6, vs. Central Conn., 12/20/19	6, vs. Central Conn., 12/20/19	2, at Minnesota, 1/19/19

Career Totals

Season	GP-GS	Min/Avg	Total		3-Point		FT-FTA	Pct.	Rebounds				PF	DQ	A	T	B	S	Scoring	
			FG-FGA	Pct.	FG-FGA	Pct.			Off	Def	Total	Avg.							Pts.	Avg.
2017-18	10-0	36/3.6	2-10	.200	1-5	.200	0-2	.000	3	7	10	1.0	7	0	0	7	1	0	5	0.5
2018-19	26-2	194/7.5	14-39	.359	8-28	.286	8-10	.800	11	20	31	1.2	29	0	4	4	7	4	44	1.7
2019-20	15-0	61/4.1	5-20	.250	3-14	.214	6-8	.750	9	7	16	1.1	4	0	1	5	2	2	19	1.3
TOTAL	51-2	291/5.7	21-69	.304	12-47	.255	14-20	.700	23	34	57	1.1	40	0	5	16	10	6	68	1.3

Career Big Ten Totals

Season	GP-GS	Min/Avg	Total		3-Point		FT-FTA	Pct.	Rebounds				PF	DQ	A	T	B	S	Scoring	
			FG-FGA	Pct.	FG-FGA	Pct.			Off	Def	Total	Avg.							Pts.	Avg.
2017-18	1-0	2/2.0	0-2	.000	0-1	.000	0-0	.000	0	0	0	0.0	0	0	0	0	1	0	0	0.0
2018-19	15-1	63/4.2	2-15	.133	0-11	.000	3-3	1.000	4	9	13	0.9	11	0	0	1	0	1	7	0.5
2019-20	7-0	12/1.7	1-3	.333	0-1	.000	0-0	.000	2	1	3	0.4	1	0	0	1	1	0	2	0.3
TOTAL	23-1	77/3.3	3-20	.150	0-13	.000	3-3	1.000	6	10	16	0.7	12	0	0	2	2	1	9	0.4

2 | MYLES DREAD

	2019-20 Season	Career	Big Ten
Points	16, vs. Northwestern, 2/15/20	19, at DePaul (ot), 11/15/18	17, 2x, last vs. Maryland, 2/27/19
Rebounds	7, vs. Iowa, 1/4/20	7, vs. Iowa, 1/4/20	7, vs. Iowa, 1/4/20
Assists	5, 2x, last at Purdue, 2/11/20	5, 3x, last at Purdue, 2/11/20	5, at Purdue, 2/11/20
Blocks	1, 3x, last vs. Northwestern, 2/15/20	1, 8x, last vs. Northwestern, 2/15/20	1, 4x, last vs. Northwestern, 2/15/20
Steals	2, 7x, last vs. Northwestern, 2/15/20	6, vs. Wright State, 11/20/18	2, 5x, last vs. Northwestern, 2/15/20
Minutes	35, at Purdue, 2/11/20	41, at DePaul (ot), 11/15/18	36, 2x, last vs. Michigan, 2/12/19
FG Made	6, vs. Northwestern, 2/15/20	37, Jacksonville State, 11/12/18	--
FG Attempted	13, 2x, last vs. Northwestern, 2/15/20	7, at DePaul (ot), 11/15/18	5, 4x, last at Nebraska, 2/1/20
3-Point FG Made	5, vs. UMES, 11/5/19	6, North Florida, 11/9/18	--
3-Point FG Attempted	11, 2x, last vs. Northwestern, 2/15/20	15, at DePaul (ot), 11/15/18	14, Rutgers, 1/26/19
FT Made	6, 2x, last vs. Iowa, 1/4/20	14, Rutgers, 1/26/19	--
FT Attempted	6, 3x, last vs. Ohio State, 1/18/20	8, Maryland, 2/27/19	5, Michigan, 2/12/19

Career Totals

Season	GP-GS	Min/Avg	Total		3-Point		FT-FTA	Pct.	Rebounds				PF	DQ	A	T	B	S	Scoring	
			FG-FGA	Pct.	FG-FGA	Pct.			Off	Def	Total	Avg.							Pts.	Avg.
2018-19	32-28	927/29.0	90-238	.378	67-188	.356	17-29	.586	19	72	91	2.8	68	0	40	25	5	20	264	8.3
2019-20	25-19	615/24.6	63-185	.341	50-155	.323	32-36	.889	18	62	80	3.2	44	0	55	24	3	24	208	8.3
TOTAL	57-47	1542/27.1	153-423	.362	117-343	.341	49-65	.754	37	134	171	3.0	112	0	95	49	8	44	472	8.3

Career Big Ten Totals

Season	GP-GS	Min/Avg	Total		3-Point		FT-FTA	Pct.	Rebounds				PF	DQ	A	T	B	S	Scoring	
			FG-FGA	Pct.	FG-FGA	Pct.			Off	Def	Total	Avg.							Pts.	Avg.
2018-19	20-19	595/29.8	56-148	.378	43-119	.361	14-22	.636	7	48	55	2.8	45	0	23	14	2	8	169	8.5
2019-20	14-8	356/25.4	34-96	.354	25-77	.325	22-26	.846	12	35	47	3.4	24	0	25	13	2	14	115	8.2
TOTAL	34-27	951/28.0	90-244	.369	68-196	.347	36-48	.750	19	83	102	3.0	69	0	48	27	4	22	284	8.4

NITTANY LIONS BESTS & CAREER TOTALS

21 | JOHN HARRAR

	2019-20 Season	Career	Big Ten
Points	13, at Purdue, 2/11/20	13, at Purdue, 2/11/20	13, at Purdue, 2/11/20
Rebounds	7, 2x, last vs. Minnesota, 2/8/20	12, vs. Utah-NIT, 3/29/18	7, vs. Minnesota, 2/8/20
Assists	4, vs. Minnesota, 2/8/20	4, vs. Minnesota, 2/8/20	4, vs. Minnesota, 2/8/20
Blocks	2, 2x, last at Minnesota, 1/15/20	2, 4x, last at Minnesota, 1/15/20	2, 2x, last at Minnesota, 1/15/20
Steals	2, 4x, last vs. Minnesota, 2/8/20	3, 3x, last vs. Maryland, 2/27/19	3, 2x, last vs. Maryland, 2/27/19
Minutes	34, vs. Minnesota, 2/8/20	34, vs. Minnesota, 2/8/20	34, vs. Minnesota, 2/8/20
FG Made	4, vs. Minnesota, 2/8/20	4, 2x, last vs. Minnesota, 2/8/20	4, 2x, last vs. Minnesota, 2/8/20
FG Attempted	5, 2x, last vs. Minnesota, 2/8/20	7, Maryland, 2/27/19	7, Maryland, 2/27/19
3-Point FG Made	--	--	--
3-Point FG Attempted	1, vs. UMES, 11/5/19	1, 2x, last time vs. UMES, 11/5/19	1, Wisconsin, 1/6/19
FT Made	7, at Purdue, 2/11/20	7, at Purdue, 2/11/20	7, at Purdue, 2/11/20
FT Attempted	8, at Purdue, 2/11/20	8, at Purdue, 2/11/20	8, at Purdue, 2/11/20

Career Totals

Season	GP-GS	Min/Avg	Total		3-Point		FT-FTA		Rebounds				PF	DQ	A	T	B	S	Scoring	
			FG-FGA	Pct.	FG-FGA	Pct.	Off	Def	Total	Avg.	Pts.	Avg.								
2017-18	27-8	195/7.2	18-33	.545	0-0	.000	6-11	.545	29	28	57	2.1	31	1	3	7	4	3	42	1.6
2018-19	32-18	513/16.0	38-69	.551	0-1	.000	33-56	.589	58	56	114	3.6	80	3	15	17	6	18	109	3.4
2019-20	25-9	397/15.9	34-52	.654	0-1	.000	26-41	.634	45	47	92	3.7	54	0	25	15	8	16	94	3.8
TOTAL	84-35	1105/13.2	90-154	.584	0-2	.000	65-108	.602	132	131	263	3.1	165	4	43	39	18	37	245	2.9

Career Big Ten Totals

Season	GP-GS	Min/Avg	Total		3-Point		FT-FTA		Rebounds				PF	DQ	A	T	B	S	Scoring	
			FG-FGA	Pct.	FG-FGA	Pct.	Off	Def	Total	Avg.	Pts.	Avg.								
2017-18	10-0	37/3.7	2-2	1.000	0-0	.000	0-0	.000	1	1	2	0.2	7	0	0	1	1	0	4	0.4
2018-19	20-11	287/14.4	20-35	.571	0-1	.000	24-35	.686	31	29	60	3.0	51	2	6	7	1	11	64	3.2
2019-20	14-9	257/18.4	23-36	.639	0-0	.000	13-21	.619	21	32	53	3.8	32	0	13	9	5	10	59	4.2
TOTAL	44-20	581/13.2	45-73	.616	0-1	.000	37-56	.661	53	62	115	2.6	90	2	19	17	7	21	127	2.9

22 | GRANT HAZLE

	2019-20 Season	Career	Big Ten
Points	--	2, Morgan State, 12/21/16	--
Rebounds	--	1, UMBC, 12/29/18	--
Assists	--	--	--
Blocks	--	1, Ohio State, 2/15/18	1, Ohio State, 2/15/18
Minutes	--	2, Oral Roberts, 11/24/17	1, Ohio State, 2/15/18
FG Made	--	1, Morgan State, 12/21/16	--
FG Attempted	--	1, 2x, last at Iowa, 3/5/17	1, 2x, last at Iowa, 3/5/17
3-Point FG Made	--	--	--
3-Point FG Attempted	--	--	--
FT Made	--	--	--
FT Attempted	--	--	--

Career Totals

Season	GP-GS	Min/Avg	Total		3-Point		FT-FTA		Rebounds				PF	DQ	A	T	B	S	Scoring	
			FG-FGA	Pct.	FG-FGA	Pct.	Off	Def	Total	Avg.	Pts.	Avg.								
2016-17	5-0	2/0.4	1-2	.500	0-0	.000	0-0	.000	0	0	0	0.0	0	0	0	0	0	0	2	0.4
2017-18	3-0	3/1.0	0-0	.000	0-0	.000	0-0	.000	0	0	0	0.0	0	0	0	0	1	0	0	0.0
2018-19	1-0	1/1.0	0-0	.000	0-0	.000	0-0	.000	0	1	1	1.0	0	0	0	0	0	0	0	0.0
TOTAL	9-0	6/0.7	1-2	.500	0-0	.000	0-0	.000	0	1	1	0.1	0	0	0	0	1	0	2	0.2

Career Big Ten Totals

Season	GP-GS	Min/Avg	Total		3-Point		FT-FTA		Rebounds				PF	DQ	A	T	B	S	Scoring	
			FG-FGA	Pct.	FG-FGA	Pct.	Off	Def	Total	Avg.	Pts.	Avg.								
2016-17	2-0	1/0.5	0-1	.000	0-0	.000	0-0	.000	0	0	0	0.0	0	0	0	0	0	0	0	0.0
2017-18	1-0	0/0.0	0-0	.000	0-0	.000	0-0	.000	0	0	0	0.0	0	0	0	0	1	0	0	0.0
TOTAL	3-0	1/0.3	0-1	.000	0-0	.000	0-0	.000	0	0	0	0.0	0	0	0	0	1	0	0	0.0

NITTANY LIONS BESTS & CAREER TOTALS

4 | CURTIS JONES

	2019-20 Season	Career	Big Ten
Points	18, 2x last at Michigan, 1/22/20	23, vs. Central Arkansas, 12/21/18	18, at Michigan, 1/22/20
Rebounds	6, 2x last at Nebraska, 2/1/20	6, 3x, last at Nebraska, 2/1/20	6, at Nebraska, 2/1/20
Assists	4, vs. Syracuse, 11/29/19	5, Mississippi Valley State, 11/27/16	3, vs. Iowa, 1/4/20
Blocks	2, vs. Iowa, 1/4/20	2, vs. Iowa, 1/4/20	2, vs. Iowa, 1/4/20
Steals	2, vs. UMES, 11/5/19	2, 4x, last vs. UMES, 11/5/19	1, vs. Maryland, 12/10/19
Minutes	26, vs. Syracuse, 11/29/19	37, at Texas Tech, 2/27/19	23, vs. Iowa, 1/4/20
FG Made	7, at Michigan, 1/22/20	7, 3x, last at Michigan, 1/22/20	7, at Michigan, 1/22/20
FG Attempted	11, vs. Alabama, 12/14/19	14, vs. Central Arkansas, 12/21/18	9, 3x, last vs. Indiana, 1/29/20
3-Point FG Made	4, vs. Iowa, 1/4/20	5, vs. Central Arkansas, 12/21/18	4, vs. Iowa, 1/4/20
3-Point FG Attempted	7, 2x, last at Ohio State, 12/7/19	10, vs. Central Arkansas, 12/21/18	7, at Ohio State, 12/7/19
FT Made	5, at Michigan State, 2/4/20	6, vs. Central Arkansas, 12/21/18	5, at Michigan State, 2/4/20
FT Attempted	5, at Michigan State, 2/4/20	7, vs. Central Arkansas, 12/21/18	5, at Michigan State, 2/4/20

Career Totals

SEASON	TEAM	GP-GS	MIN/AVG	Field Goals		3-Point		F-Throws		Rebounds				Scoring						
				FG-FGA	FG%	3FG-FGA	3FG%	FT-FTA	FT%	OFF	DEF	TOT	AVG	PF-FO	AST	TO	BLK	STL	PTS	AVG
2016-17	IND	33-1	371/11.2	38-108	.352	21-60	.350	18-25	.720	8	36	44	1.3	28-0	31	24	3	14	115	3.5
2017-18	IND	7-0	80/11.4	7-26	.269	4-18	.222	3-4	.750	1	8	9	1.3	2-0	3	2	2	3	21	3.0
2018-19	OSU	23-0	505/22.0	65-192	.339	38-117	.325	18-29	.621	11	59	70	3.0	23-0	23	14	0	10	186	8.1
2019-20	PSU	25-0	454/18.2	60-164	.366	32-105	.305	15-22	.682	8	54	62	2.5	32-0	31	19	5	6	167	6.7
TOTAL FOR PSU		25-0	454/18.2	60-164	.366	32-105	.305	15-22	.682	8	54	62	2.5	32-0	31	19	5	6	167	6.7
TOTAL		88-1	1410/16.0	170-490	.347	95-300	.317	54-80	.675	28	157	185	2.1	85-0	88	59	10	33	489	5.6

0 | MYREON JONES

	2019-20 Season	Career	Big Ten
Points	22, vs. Wake Forest, 12/4/19	22, vs. Wake Forest, 12/4/19	21, at Rutgers, 1/7/20
Rebounds	10, vs. Syracuse, 11/29/19	10, vs. Syracuse, 11/29/19	5, 2x last at Michigan, 1/22/20
Assists	6, 3x, last at Nebraska, 2/1/20	6, 3x, last at Nebraska, 2/1/20	6, 2x last at Nebraska, 2/1/20
Blocks	1, 3x, last vs. Wisconsin, 1/11/20	1, 3x, last vs. Wisconsin, 1/11/20	1, 2x, last vs. Wisconsin, 1/11/20
Steals	4, 2x last vs. Indiana, 1/29/20	4, 2x last vs. Indiana, 1/29/20	4, vs. Indiana, 1/29/20
Minutes	37, 2x, last at Rutgers, 1/7/20	37, 2x, last at Rutgers, 1/7/20	37, at Rutgers, 1/7/20
FG Made	8, 3x, last at Rutgers, 1/7/20	8, 3x, last at Rutgers, 1/7/20	8, at Rutgers, 1/7/20
FG Attempted	17, at Rutgers, 1/7/20	17, at Rutgers, 1/7/20	17, at Rutgers, 1/7/20
3-Point FG Made	6, at Michigan State, 2/4/20	6, at Michigan State, 2/4/20	6, at Michigan State, 2/4/20
3-Point FG Attempted	10, at Rutgers, 1/7/20	10, at Rutgers, 1/7/20	10, at Rutgers, 1/7/20
FT Made	6, vs. Ohio State, 1/18/20	6, vs. Ohio State, 1/18/20	6, Ohio State, 1/18/20
FT Attempted	7, vs. Ohio State, 1/18/20	7, Ohio State, 1/18/20	7, Ohio State, 1/18/20

Career Totals

Season	GP-GS	Min/Avg	Total		3-Point		FT-FTA		Rebounds				Scoring							
			FG-FGA	Pct.	FG-FGA	Pct.	Off	Def	Total	Avg.	PF	DQ	A	T	B	S	Pts.	Avg.		
2018-19	30-0	322/10.7	39-131	.298	18-65	.277	24-31	.774	4	26	30	1.0	16	0	15	14	0	15	120	4.0
2019-20	22-22	648/29.5	110-240	.458	52-126	.413	38-49	.776	11	54	65	3.0	34	0	66	34	3	29	310	14.1
TOTAL	52-22	970/18.7	149-371	.402	70-191	.366	62-80	.775	15	80	95	1.8	50	0	81	48	3	44	430	8.3

Career Big Ten Totals

Season	GP-GS	Min/Avg	Total		3-Point		FT-FTA		Rebounds				Scoring							
			FG-FGA	Pct.	FG-FGA	Pct.	Off	Def	Total	Avg.	PF	DQ	A	T	B	S	Pts.	Avg.		
2018-19	18-0	169/9.4	18-61	.295	8-32	.250	17-22	.773	2	14	16	0.9	10	0	6	7	0	7	61	3.4
2019-20	11-11	326/29.6	53-119	.445	25-63	.397	14-21	.667	9	22	31	2.8	15	0	30	15	2	13	145	13.2
TOTAL	29-11	495/17.1	71-180	.394	33-95	.347	31-43	.721	11	36	47	1.6	25	0	36	22	2	20	206	7.1

NITTANY LIONS BESTS & CAREER TOTALS

14 | PATRICK KELLY

	2019-20 Season	Career	Big Ten
Points	--	--	--
Rebounds	--	--	--
Assists	--	--	--
Blocks	--	--	--
Steals	--	--	--
Minutes	--	--	--
FG Made	--	--	--
FG Attempted	--	--	--
3-Point FG Made	--	--	--
3-Point FG Attempted	--	--	--
FT Made	--	--	--
FT Attempted	--	--	--

Career Totals

Season	GP-GS	Min/Avg	Total FG-FGA	Pct.	3-Point FG-FGA	Pct.	FT-FTA	Pct.	Off	Def	Total	Avg.	PF	DQ	A	T	B	S	Scoring Pts.	Avg.
--------	-------	---------	--------------	------	----------------	------	--------	------	-----	-----	-------	------	----	----	---	---	---	---	--------------	------

1 | SETH LUNDY

	2019-20 Season	Career	Big Ten
Points	18, at Purdue, 2/11/20	18, at Purdue, 2/11/20	18, at Purdue, 2/11/20
Rebounds	7, vs. Wagner, 11/9/19	7, vs. Wagner, 11/9/19	6, vs. Minnesota, 2/8/20
Assists	2, 3x, last at Minnesota, 1/15/20	2, 3x, last at Minnesota, 1/15/20	2, 2x, last at Minnesota, 1/15/20
Blocks	2, 2x last vs. Ohio State, 1/18/20	2, 2x last vs. Ohio State, 1/18/20	2, vs. Ohio State, 1/18/20
Steals	1, 5x, last vs. Northwestern, 2/15/20	1, 5x, last vs. Northwestern, 2/15/20	1, 3x, last vs. Northwestern, 2/15/20
Minutes	34, at Purdue, 2/11/20	34, at Purdue, 2/11/20	34, at Purdue, 2/11/20
FG Made	6, at Purdue, 2/11/20	6, at Purdue, 2/11/20	6, at Purdue, 2/11/20
FG Attempted	11, 2x, at Purdue, 2/11/20	11, 2x, last at Purdue, 2/11/20	11, 2x, last at Purdue, 2/11/20
3-Point FG Made	6, at Purdue, 2/11/20	3, at Minnesota, 1/15/20	3, at Minnesota, 1/15/20
3-Point FG Attempted	9, at Purdue, 2/11/20	6, at Minnesota, 1/15/20	6, at Minnesota, 1/15/20
FT Made	6, vs. Minnesota, 2/8/20	6, vs. Minnesota, 2/8/20	6, vs. Minnesota, 2/8/20
FT Attempted	6, vs. Minnesota, 2/8/20	6, vs. Minnesota, 2/8/20	6, vs. Minnesota, 2/8/20

Career Totals

Season	GP-GS	Min/Avg	Total FG-FGA	Pct.	3-Point FG-FGA	Pct.	FT-FTA	Pct.	Off	Def	Total	Avg.	PF	DQ	A	T	B	S	Scoring Pts.	Avg.
2019-20	25-9	331/13.2	37-93	.398	24-60	.400	22-31	.710	15	44	59	2.4	46	1	13	8	8	5	120	4.8
TOTAL	25-9	331/13.2	37-93	.398	24-60	.400	22-31	.710	15	44	59	2.4	46	1	13	8	8	5	120	4.8

Career Big Ten Totals

Season	GP-GS	Min/Avg	Total FG-FGA	Pct.	3-Point FG-FGA	Pct.	FT-FTA	Pct.	Off	Def	Total	Avg.	PF	DQ	A	T	B	S	Scoring Pts.	Avg.
2019-20	14-9	221/15.8	25-62	.403	18-43	.419	13-19	.684	8	27	35	2.5	24	0	7	4	4	3	81	5.8
TOTAL	14-9	221/15.8	25-62	.403	18-43	.419	13-19	.684	8	27	35	2.5	24	0	7	4	4	3	81	5.8

NITTANY LIONS BESTS & CAREER TOTALS

10 | KYLE McCLOSKEY

	2019-20 Season	Career	Big Ten
Points	2, vs. Wake Forest, 12/4/19	3, 3x, last at Northwestern, 2/4/19	3, 3x, last at Northwestern, 2/4/19
Rebounds	1, 2x, last vs. Cornell, 12/29/19	3, Michigan State, 1/13/19	3, Michigan State, 1/13/19
Assists	1, vs. Central Conn., 12/20/19	1, 4x, vs. Central Conn., 12/20/19	1, 3x, last vs. Nebraska, 2/19/19
Blocks	--	1, 2x, last vs. Purdue (ot), 1/31/19	1, 2x, last vs. Purdue (ot), 1/31/19
Steals	1, at Nebraska, 2/1/20	1, 2x last at Nebraska, 2/1/20	1, 2x, last at Nebraska, 2/1/20
Minutes	8, vs. UMES, 11/5/19	18, Michigan State, 1/13/19	18, Michigan State, 1/13/19
FG Made	1, vs. Wake Forest, 12/4/19	1, 6x, last vs. Wake Forest, 12/4/19	1, 4x, last at Northwestern, 2/4/19
FG Attempted	2, 2x, last vs. Central Conn., 12/20/19	2, 6x, last vs. Central Conn., 12/20/19	2, 3x, last vs. Rutgers, 1/26/19
3-Point FG Made	--	1, 2x, last at Minnesota, 1/19/19	1, 2x, last at Minnesota, 1/19/19
3-Point FG Attempted	1, 4x, last vs. Central Conn., 12/20/19	2, Iowa, 1/16/19	2, Iowa, 1/16/19
FT Made	--	1, 2x, last at Northwestern, 2/4/19	1, 2x, last at Northwestern, 2/4/19
FT Attempted	2, vs. UMES, 11/5/19	4, at Northwestern, 2/4/19	4, at Northwestern, 2/4/19

Career Totals

Season	GP-GS	Min/Avg	Total		3-Point		FT-FTA		Rebounds				PF		DQ		A		T		B		S		Scoring	
			FG-FGA	Pct.	FG-FGA	Pct.	Pct.	Pct.	Off	Def	Total	Avg.												Pts.	Avg.	
2018-19	11-0	82/7.5	5-12	.417	2-6	.333	2-6	.333	7	4	11	1.0	4	0	3	2	2	1					14	1.3		
2019-20	8-0	27/3.4	1-7	.143	0-4	.000	0-3	.000	0	2	2	0.3	2	0	1	2	0	1					2	0.3		
TOTAL	19-0	109/5.7	6-19	.316	2-10	.200	2-9	.222	7	6	13	0.7	6	0	4	4	2	2					16	0.8		

Career Big Ten Totals

Season	GP-GS	Min/Avg	Total		3-Point		FT-FTA		Rebounds				PF		DQ		A		T		B		S		Scoring	
			FG-FGA	Pct.	FG-FGA	Pct.	Pct.	Pct.	Off	Def	Total	Avg.												Pts.	Avg.	
2018-19	10-0	79/7.9	4-10	.400	2-6	.333	2-6	.333	5	4	9	0.9	4	0	3	2	2	1					12	1.2		
2019-20	2-0	4/2.0	0-1	.000	0-0	.000	0-1	.000	0	0	0	0.0	0	0	0	0	0	1					0	0.0		
TOTAL	12-0	83/6.9	4-11	.364	2-6	.333	2-7	.286	5	4	9	0.8	4	0	3	2	2	2					12	1.0		

20 | TAYLOR NUSSBAUM

	2019-20 Season	Career	Big Ten
Points	1, vs. UMES, 11/5/19	1, vs. UMES, 11/5/19	--
Rebounds	2, vs. Central Conn., 12/20/19	2, vs. Central Conn., 12/20/19	--
Assists	1, vs. Central Conn., 12/20/19	1, vs. Central Conn., 12/20/19	--
Blocks	--	--	--
Steals	1, vs. Central Conn., 12/20/19	1, vs. Central Conn., 12/20/19	--
Minutes	3, vs. Central Conn., 12/20/19	3, vs. Central Conn., 12/20/19	1, 2x last vs. Northwestern, 2/15/20
FG Made	--	--	--
FG Attempted	1, vs. Central Conn., 12/20/19	1, vs. Central Conn., 12/20/19	--
3-Point FG Made	--	--	--
3-Point FG Attempted	1, vs. Central Conn., 12/20/19	1, vs. Central Conn., 12/20/19	--
FT Made	1, vs. UMES, 11/5/19	1, vs. UMES, 11/5/19	--
FT Attempted	2, vs. UMES, 11/5/19	2, vs. UMES, 11/5/19	--

Career Totals

Season	GP-GS	Min/Avg	Total		3-Point		FT-FTA		Rebounds				PF		DQ		A		T		B		S		Scoring	
			FG-FGA	Pct.	FG-FGA	Pct.	Pct.	Pct.	Off	Def	Total	Avg.												Pts.	Avg.	
2017-18	2-0	2/1.0	0-0	.000	0-0	.000	0-0	.000	0	0	0	0.0	0	0	0	0	0	0					0	0.0		
2018-19	1-0	1/1.0	0-0	.000	0-0	.000	0-0	.000	0	0	0	0.0	1	0	0	0	0	0					0	0.0		
2019-20	6-0	8/1.3	0-1	.000	0-1	.000	1-2	.500	2	1	3	0.5	0	0	1	0	0	1					1	0.2		
TOTAL	9-0	11/1.2	0-1	.000	0-1	.000	1-2	.500	2	1	3	0.3	1	0	1	0	0	1					1	0.1		

Career Big Ten Totals

Season	GP-GS	Min/Avg	Total		3-Point		FT-FTA		Rebounds				PF		DQ		A		T		B		S		Scoring	
			FG-FGA	Pct.	FG-FGA	Pct.	Pct.	Pct.	Off	Def	Total	Avg.												Pts.	Avg.	
2019-20	2-0	2/1.0	0-0	.000	0-0	.000	0-0	.000	0	0	0	0.0	0	0	0	0	0	0					0	0.0		
TOTAL	2-0	2/1.0	0-0	.000	0-0	.000	0-0	.000	0	0	0	0.0	0	0	0	0	0	0					0	0.0		

NITTANY LIONS BESTS & CAREER TOTALS

11 | LAMAR STEVENS

	2019-20 Season	Career	Big Ten
Points	33, vs. Minnesota, 2/8/20	33, vs. Minnesota, 2/8/20	33, vs. Minnesota, 2/8/20
Rebounds	13, 2x, last vs. Wisconsin, 1/11/20	13, 2x, last vs. Wisconsin, 1/11/20	13, vs. Wisconsin, 1/11/20
Assists	6, vs. Alabama, 12/14/19	6, 4x, last vs. Alabama, 12/14/19	6, at Northwestern, 2/4/19
Blocks	5, vs. Alabama, 12/14/19	5, vs. Alabama, 12/14/19	4, Iowa, 2/3/18
Steals	4, 3x, last vs. Indiana, 1/29/20	4, 3x, last vs. Indiana, 1/29/20	4, vs. Indiana, 1/29/20
Minutes	39, 2x, last at Michigan State, 2/4/20	45, at Minnesota (ot), 3/14/19	43, Purdue (ot), 1-31/19
FG Made	11, 2x, last vs. Minnesota, 2/8/20	14, 2x, last at Marquette-NIT, 3/20/18	14, Northwestern, 1/5/18 - BJC record
FG Attempted	21, 2x, last vs. Minnesota, 2/8/20	25, last at Minnesota (ot), 3/14/19	24, 2x, last at Rutgers, 3/6/19
3-Point FG Made	2, 6x, last vs. Northwestern, 2/15/20	4, vs. Utah-NIT, 3/29/18	3, at Minnesota, 1/19/19
3-Point FG Attempted	6, vs. Northwestern, 2/15/20	6, 2x, last at Alabama, 12/21/18	5, 3x, last vs. Nebraska, 2/19/19
FT Made	9, 2x, last at Purdue, 2/11/20	14, Purdue (ot), 1/31/19	14, Purdue (ot), 1/31/19
FT Attempted	12, vs. Minnesota, 2/8/20	17, Purdue (ot), 1/31/19	17, Purdue (ot), 1/31/19

Career Totals

Season	GP-GS	Min/Avg	Total		3-Point		FT-FTA	Pct.	Rebounds				PF	DQ	A	T	B	S	Scoring	
			FG-FGA	Pct.	FG-FGA	Pct.			Off	Def	Total	Avg.							Pts.	Avg.
2016-17	33-33	918/27.8	148-345	.429	11-32	.344	112-146	.767	54	129	183	5.5	90	3	55	74	21	27	419	12.7
2017-18	39-39	1290/33.1	231-497	.465	30-94	.319	112-161	.696	54	178	232	5.9	93	3	74	87	43	24	604	15.5
2018-19	32-32	1180/36.9	230-545	.422	20-91	.220	157-204	.770	53	192	245	7.7	83	0	66	89	26	22	637	19.9
2019-20	25-25	757/30.3	158-346	.457	21-74	.284	106-145	.731	33	136	169	6.8	65	1	58	65	29	30	443	17.7
TOTAL	129-129	4145/32.1	767-1733	.443	82-291	.282	487-656	.742	194	635	829	6.4	331	7	253	315	119	103	2103	16.3

Career Big Ten Totals

Season	GP-GS	Min/Avg	Total		3-Point		FT-FTA	Pct.	Rebounds				PF	DQ	A	T	B	S	Scoring	
			FG-FGA	Pct.	FG-FGA	Pct.			Off	Def	Total	Avg.							Pts.	Avg.
2016-17	18-18	520/28.9	81-200	.405	8-23	.348	55-80	.688	24	77	101	5.6	51	2	27	48	8	17	225	12.5
2017-18	18-18	627/34.8	116-232	.500	17-51	.333	37-62	.597	22	76	98	5.4	45	2	25	41	21	13	286	15.9
2018-19	20-20	746/37.3	144-344	.419	13-54	.241	98-128	.766	32	120	152	7.6	52	0	40	52	17	16	399	20.0
2019-20	14-14	435/31.1	89-197	.452	14-40	.350	64-84	.762	12	76	88	6.3	39	1	28	37	14	12	256	18.3
TOTAL	70-70	2328/33.3	430-973	.442	52-168	.310	254-354	.718	90	349	439	6.3	187	5	120	178	60	58	1166	16.7

24 | MIKE WATKINS

	2019-20 Season	Career	Big Ten
Points	19, vs. Cornell, 12/29/19	22, Wisconsin, 12/4/17	22, Wisconsin, 12/4/17
Rebounds	17, at Nebraska, 2/1/20	19, Rutgers, 1/27/18	19, Rutgers, 1/27/18
Assists	2, 3x, last at Nebraska, 2/1/20	4, St. John's, 12/18/16	3, Ohio State, 2/15/18
Blocks	8, vs. Ole Miss, 11/27/19	8, 3x, last vs. Ole Miss, 11/27/19	7, Wisconsin, 12/4/17
Steals	4, vs. Ole Miss, 11/27/19	4, vs. Ole Miss, 11/27/19	3, 2x last vs. Ohio State, 1/18/20
Minutes	31, vs. Syracuse, 11/29/19	39, 2x, last vs. Nebraska (ot), 1/12/18	39, 2x, last vs. Nebraska (ot), 1/12/18
FG Made	9, 3x, last at Purdue, 2/11/20	10, Minnesota (ot), 1/15/18	10, Minnesota (ot), 1/15/18
FG Attempted	13, vs. Syracuse, 11/29/19	14, 2x, last vs. Minnesota (ot), 1/15/18	14, 2x, last vs. Minnesota (ot), 1/15/18
3-Point FG Made	--	--	--
3-Point FG Attempted	1, 3x last at Michigan, 1/22/20	1, 4x, last at Michigan, 1/22/20	1, 3x, last at Michigan, 1/22/20
FT Made	6, vs. Indiana, 1/29/20	8, Northwestern, 1/5/18	8, Northwestern, 1/5/18
FT Attempted	10, 2x, last vs. Indiana, 1/29/20	11, Northwestern, 1/5/18	11, Northwestern, 1/5/18

Career Totals

Season	GP-GS	Min/Avg	Total		3-Point		FT-FTA	Pct.	Rebounds				PF	DQ	A	T	B	S	Scoring	
			FG-FGA	Pct.	FG-FGA	Pct.			Off	Def	Total	Avg.							Pts.	Avg.
2016-17	33-24	786/23.8	128-217	.590	0-0	.000	63-98	.643	82	185	267	8.1	83	0	20	43	90	25	319	9.7
2017-18	29-28	764/26.3	146-213	.685	0-1	.000	58-95	.611	58	200	258	8.9	70	1	20	49	68	28	350	12.1
2018-19	27-14	561/20.8	88-157	.561	0-0	.000	34-76	.447	60	140	200	7.4	61	1	13	33	41	17	210	7.8
2019-20	25-16	537/21.5	105-187	.561	0-3	.000	40-74	.541	62	139	201	8.0	58	1	15	28	64	23	250	10.0
TOTAL	114-82	2648/23.2	467-774	.603	0-4	.000	195-343	.569	262	664	926	8.1	272	3	68	153	263	93	1129	9.9

Career Big Ten Totals

Season	GP-GS	Min/Avg	Total		3-Point		FT-FTA	Pct.	Rebounds				PF	DQ	A	T	B	S	Scoring	
			FG-FGA	Pct.	FG-FGA	Pct.			Off	Def	Total	Avg.							Pts.	Avg.
2016-17	18-9	412/22.9	62-101	.614	0-0	.000	34-55	.618	44	98	142	7.9	49	0	12	17	37	13	158	8.8
2017-18	17-16	469/27.6	91-130	.700	0-1	.000	36-62	.581	38	117	155	9.1	45	1	10	29	29	17	218	12.8
2018-19	20-9	413/20.7	64-111	.577	0-0	.000	22-54	.407	43	98	141	7.1	44	1	8	24	33	11	150	7.5
2019-20	14-5	280/20.0	53-106	.500	0-2	.000	20-37	.541	30	63	93	6.6	40	1	7	10	23	9	126	9.0
TOTAL	69-39	1574/22.8	270-448	.603	0-3	.000	112-208	.538	155	376	531	7.7	178	3	37	80	122	50	652	9.4

NITTANY LIONS BESTS & CAREER TOTALS

5 | JAMARI WHEELER

	2019-20 Season	Career	Big Ten
Points	11, vs. Northwestern, 2/15/20	14, Oral Roberts, 11/24/17	11, vs. Northwestern, 2/15/20
Rebounds	7, vs. vs. Syracuse, 11/29/19	8, Indiana, 12/4/18	8 vs. Indiana, 12/4/18
Assists	7, vs. Central Conn., 12/20/19	9, Illinois, 3/10/19	9, Illinois, 3/10/19
Blocks	1, 3x, last vs. Northwestern, 2/15/20	2, at Indiana, 1/9/18	2, at Indiana, 1/9/18
Steals	4, 4x, last vs. Indiana, 1/29/20	6, at George Mason, 12/17/17	5, at Ohio State, 2/7/19
Minutes	34, 2x, last at Purdue, 2/11/20	43, at Minnesota (ot), 3/14/19	35, at Wisconsin, 3/2/19
FG Made	5, vs. Bucknell, 11/19/19	6, 2x, last at Minnesota (ot), 3/14/19	4, Nebraska, 2/19/19
FG Attempted	6, vs. Northwestern, 2/15/20	9, 2x, last at Minnesota (ot), 3/14/19	7, 2x, last vs. Nebraska, 2/19/19
3-Point FG Made	3, vs. Northwestern, 2/15/20	3, vs. Northwestern, 2/15/20	3, vs. Northwestern, 2/15/20
3-Point FG Attempted	3, 2x, last at Purdue, 2/11/20	4, Virginia Tech, 11/27/18	3, 4x, last vs. Wisconsin, 1/11/20
FT Made	2, 5x, vs. Central Conn., 12/20/19	3, 3x, last at Illinois, 2/23/19	3, at Illinois, 2/23/19
FT Attempted	6, vs. Wagner, 11/9/19	6, 2x, last vs. Wagner, 11/9/19	4, 3x, last vs. Ohio State, 12/7/19

Career Totals

Season	GP-GS	Min/Avg	Total		3-Point		FT-FTA	Pct.	Rebounds				PF	DQ	A	T	B	S	Scoring	
			FG-FGA	Pct.	FG-FGA	Pct.			Off	Def	Total	Avg.							Pts.	Avg.
2017-18	39-3	562/14.4	31-89	.348	4-28	.143	12-27	.444	30	42	72	1.8	68	2	56	36	3	52	78	2.0
2018-19	32-25	744/23.3	45-109	.413	6-33	.182	18-35	.514	39	68	107	3.3	91	3	89	43	2	47	114	3.6
2019-20	25-25	627/25.1	38-74	.514	12-25	.480	11-20	.550	15	54	69	2.8	59	0	79	43	3	42	99	4.0
TOTAL	96-53	1933/20.1	114-272	.419	22-86	.256	41-82	.500	84	164	248	2.6	218	5	224	122	8	141	291	3.0

Career Big Ten Totals

Season	GP-GS	Min/Avg	Total		3-Point		FT-FTA	Pct.	Rebounds				PF	DQ	A	T	B	S	Scoring	
			FG-FGA	Pct.	FG-FGA	Pct.			Off	Def	Total	Avg.							Pts.	Avg.
2017-18	18-3	231/12.8	9-34	.265	0-11	.000	3-5	.600	13	17	30	1.7	21	0	28	13	2	15	21	1.2
2018-19	20-16	468/23.4	23-64	.359	3-19	.158	11-18	.611	24	40	64	3.2	50	1	66	30	1	34	60	3.0
2019-20	14-14	367/26.2	20-43	.465	9-18	.500	3-6	.500	9	24	33	2.4	37	0	47	20	2	20	52	3.7
TOTAL	52-33	1066/20.5	52-141	.369	12-48	.250	17-29	.586	46	81	127	2.4	108	1	141	63	5	69	133	2.6

2019-20 PENN STATE TV/RADIO ROSTER



0

MYREON JONES
SO. | G | 6-3 | 175
BIRMINGHAM, ALA.



1

SETH LUNDY
FR. | F | 6-6 | 211
KAUNAS, LITHUANIA



2

MYLES DREAD
SO. | G | 6-4 | 215
DETROIT, MICH.



4

CURTIS JONES JR.
GR. | G | 6-4 | 180
RICHMOND, VA.



5

JAMARI WHEELER
JR. | G | 6-1 | 170
LIVE OAK, FLA.



10

KYLE McCLOSKEY
SO. | G | 6-5 | 212
LOWER GWYNEDD, PA.




11

LAMAR STEVENS
SR. | F | 6-8 | 225
PHILADELPHIA, PA.



12

IZAIAH BROCKINGTON
R-SO. | G | 6-4 | 200
PHILADELPHIA, PA.



14

PATRICK KELLY
FR. | F | 6-7 | 215
RALEIGH, N.C.



20

TRENT BUTTRICK
JR. | F | 6-8 | 240
BLOOMSBURG, PA.




20

TAYLOR NUSSBAUM
JR. | G | 6-2 | 175
SOUTH SALEM, N.Y.



21

JOHN HARRAR
JR. | F | 6-9 | 240
WALLINGFORD, PA.



22

GRANT HAZLE
SR. | F | 6-6 | 194
KINGWOOD, TEXAS



24

MIKE WATKINS
SR. | F | 6-9 | 254
PHILADELPHIA, PA.



33

STEPHEN BEATTIE
SR. | G | 6-2 | 180
BOALSBURG, PA.



PATRICK CHAMBERS
HEAD COACH
NINTH SEASON



KEITH URGO
ASSOCIATE HEAD COACH
NINTH SEASON



JIM FERRY
ASSISTANT COACH
THIRD SEASON



KEVIN FREEMAN
ASSISTANT COACH
SECOND SEASON



ROSS CONDON
DIRECTOR OF OPERATIONS
NINTH SEASON




DAVID CAPORALETTI
DIRECTOR OF
PLAYER DEVELOPMENT
NINTH SEASON



NICHOLAS COLELLA
DIR. OF RECRUITING
FIFTH SEASON



JONATHAN SALAZER
ATHLETIC TRAINER
24TH SEASON



GREG MISKINIS
PERFORMANCE COACH
SEVENTH SEASON



DR. GREG BILLY
TEAM PHYSICIAN
NINTH SEASON

