

GAME #8

900 WINS (8th in Nation)

50 BOWL GAMES (T-9th in Nation)

30 BOWL WINS (T-4th in Nation)

101 FIRST-TEAM ALL-AMERICANS



VS.



University Park, Pa.  
Beaver Stadium (106,572)

Series: Michigan State, 17-16-1  
Last Meeting: Penn State, 28-7  
October 26, 2019 - Spartan Stadium



PENN STATE  
NITTANY LIONS

2-5, 2-5 Big Ten  
H: 0-3, A: 2-2, N: 0-0

Head Coach: James Franklin (East Stroudsburg '95)  
Record at Penn State (7th season): 58-28 (.674)  
Career Record (10th season): 82-43 (.656)  
vs. Michigan State: 2-4

SCHEDULE/RESULTS

Date	Time	Location	Score	TV
10.24	8/7	at RV/RV Indiana*	L, 35-36 (OT)	FS1
10.31	18/17	3/3 Ohio State*	L, 25-38	ABC
11.7	RV/RV	Maryland*	L, 19-35	BTN
11.14		at Nebraska*	L, 23-30	FS1
11.21		RV/- Iowa*	L, 21-41	BTN
11.28		at Michigan*	W, 29-17	ABC
12.5		at Rutgers*	W, 23-7	FS1
12.12		Michigan State*	3:30 p.m.	ESPN
12.19		Big Ten Champions Week		

\* - B1G game Rankings: CFP/AP/Coaches



PxP: Dave Flemming  
Analyst: Rod Gilmore  
Sideline: Paul Carcatera



PxP: Steve Jones  
Analyst: Jack Ham  
Local: 99.5 & 103.7 FM/1450 AM  
Web: GoPSUsports.com  
Sirius/XM/Internet: 108/196/958

BY THE NUMBERS

900

Penn State earned its 900th win in the victory over Rutgers

248

Rushing yards against Rutgers, the third time gaining at least 245 rushing yards in the last four games.

45.3

Percent of plays where the Nittany Lions allowed 1 or less yards against Rutgers

0

Plays of 20 or more yards allowed on defense or special teams against Rutgers.

MICHIGAN STATE  
SPARTANS

2-4, 2-4 Big Ten  
H: 1-3, A: 1-1, N: 0-0

Head Coach: Mel Tucker (Wisconsin '95)  
Record at Michigan State (First season): 2-4 (.333)  
Career Record (Second season): 7-11 (.389)  
vs. Penn State: First Meeting

SCHEDULE/RESULTS

Date	Time	Location	Score	TV
10.24		Rutgers*	L, 27-38	BTN
10.31		at 13/14 Michigan*	W, 27-24	FOX
11.7	RV/RV	at Iowa*	L, 7-49	ESPN
11.14		10/10 Indiana*	L, 0-24	ABC
11.21		-RV at Maryland*	Canceled	BTN
11.28		8/11/13 Northwestern*	W, 29-20	ESPN
12.5		4/3/4 Ohio State*	L, 12-52	ABC
12.12		at Penn State*	3:30 p.m.	ESPN
12.19		Big Ten Champions Week		

\* - B1G game Rankings: CFP/AP/Coaches

INSIDE THE GAME

PENN STATE HOSTS MICHIGAN STATE ON SENIOR DAY

- OPENING KICK:** Penn State welcomes Michigan State to Beaver Stadium on Saturday. Kickoff is set for 3:30 p.m. on ESPN.
- LAND GRANT TROPHY:** The Nittany Lions and Spartans will battle for the Land Grant Trophy when they meet on Saturday. The trophy has been awarded to the winner since 1993, when Penn State joined the Big Ten. The Nittany Lions claimed the trophy last season with a 28-7 victory in East Lansing. TE **Pat Freiermuth** hauled in three touchdown catches, becoming the first tight end at PSU to have three touchdown grabs in a game. QB **Sean Clifford** also connected with KJ Hamler on a 27-yard touchdown. DE **Jayson Owhe** recorded two strip-sacks, while S **Jaquan Brisker** and CB **Marquis Wilson** both recorded interceptions.
- SENIOR DAY:** The Nittany Lions will celebrate Senior Day on Saturday. Penn State will honor TE/H **Trevor Baker**, S **Jaquan Brisker**, CB **Tariq Castro-Fields**, OL **Will Fries**, K/P **Carson Landis**, WR **Isaac Lutz**, OL **Michal Menet**, DT **Antonio Shelton**, DE **Shane Simmons**, DE **Shaka Toney**, S **Lamont Wade** and WR **Benjamin Wilson**.
- TOTAL DEFENSE:** Penn State held Rutgers to just 205 total yards, marking the 40th time holding an opponent under 300 yards since 2014. The Nittany Lions held Rutgers to zero or negative yards on 24 of 64 plays on Saturday and 1 or less yard on 29 plays (45.3 percent).
- THE OPPOSITION:** Michigan State owns a 2-4 record this season after falling 52-12 against No. 4/3/4 Ohio State on Saturday. The Spartans' two wins came over Top 15 opponents as they knocked off No. 13/14 Michigan, 27-24, and No. 8/11/13 Northwestern, 29-20. Against the Buckeyes, quarterback Payton Thorne threw for 147 yards while rushing for 42 yards and a 20-yard touchdown. Jayden Reed caught five passes for 79 yards. On defense, the Spartans tallied nine tackles for loss and three sacks. Antjuan Simmons led MSU with 12 tackles, including two for loss, and a fumble recovery. Michael Fletcher recorded two sacks.

BREAKDOWN

Category	Penn State	Michigan State
<b>RUSHING</b>	Penn State: Keyvone Lee (58 for 322 yds (46.0), 3 TD) MSU: Connor Heyward (60 for 190 yds (31.7))	
<b>PASSING</b>	Penn State: Sean Clifford (119-of-202, 1,366 yds (195.1), 12 TD/9 INT) MSU: Rocky Lombardi (84-of-157, 1,090 yds (181.7), 8 TD/9 INT)	
<b>RECEIVING</b>	Penn State: Jahan Dotson (38 for 587 yds (83.9), 6 TD) MSU: Jalen Nailor (20 for 415 yds (69.2), 2 TD)	
<b>DEFENSE</b>	Penn State: Ellis Brooks (48 tkls, 4.5 TFL, 1.0 Sack, 2 FF) MSU: Antjuan Simmons (65 tkls, 8.5 TFL, 1.0 Sacks, 2 FR, 2 PBU)	

RANKINGS COMPARISON

PSU	FBS	Conf	Stat	Conf	FBS	MSU
44.0	42	4	3rd Down Offense Pct.	13	105	34.7
41.0	70	7	3rd Down Defense Pct.	6	53	38.9
58.4	91	9	Completion Pct.	13	113	54.2
14.5	122	13	Kick Return Avg.	5	77	19.3
241.6	52	6	Passing Offense	7	68	224.5
191.7	22	2	Passing Defense	7	63	231.7
13.2	16	2	Punt Return Avg.	8	65	7.3
91.3	114	13	Red Zone Defense	5	25	75.9
71.4	112	12	Red Zone Offense	1	1	100.0
135.7	37	5	Rushing Defense	8	62	163.7
171.0	63	7	Rushing Offense	13	121	95.2
29.1	66	6	Scoring Defense	12	98	34.5
24.7	89	10	Scoring Offense	14	120	17.0
2.1	64	5	Team Sacks	6	73	2.0
33:34	15	4	Time of Possession	12	111	27:16
327.4	17	4	Total Defense	7	58	395.3
412.6	53	2	Total Offense	14	115	319.7
-9	121	12	Turnover Margin	14	125	-9

TABLE OF CONTENTS

Page 2 ..... Quick Facts/National Polls/This Day in History  
Page 3 ..... B1G/Media Info  
Page 4-6 ..... Head Coach James Franklin  
Page 7 ..... Michigan Series History  
Page 8 ..... Michigan Notes  
8 ..... National Nits/Penn State United  
Page 9 ..... Highlights  
9 ..... At the Start/Nittany Lions in the NFL  
Page 10-12 ..... Offense Notes  
10 ..... Winningest Programs  
11 ..... Season Honors/Coaching Staff POTW

Page 12 ..... Defense Notes  
12 ..... Coaching Staff Notes  
Page 13 ..... Special Teams Notes  
13 ..... Virtual Valley  
Page 12-17 ..... Season Notes  
14 ..... Preseason Honors  
15 ..... Medical Protocols  
17 ..... NFL/Future Schedules  
Page 18 ..... Depth Chart/Pronunciations/Asst. Coaches  
Page 19-20 ..... Numerical Roster  
Page 21-22 ..... Alphabetical Roster

Page 23-26 ..... Records Watch  
Page 27-33 ..... Game Recaps  
Page 34-45 ..... Player Bios  
Page 46-48 ..... Season Statistics  
Page 49-57 ..... Game-by-Game Statistics  
Page 58-59 ..... Long Plays  
Page 60 ..... Start Chart  
Page 61 ..... The Last Time...  
Page 62 ..... Participation Chart

## 2 2020 PENN STATE FOOTBALL

### PROGRAM NOTES

#### SUSTAINED EXCELLENCE

Penn State and Wisconsin are the only Big Ten teams to have posted a winning season the last 15 consecutive years. Penn State is one of five teams (Penn State, Boise State, LSU, Oklahoma, Wisconsin) in the Football Bowl Subdivision (FBS) to have a winning record each of the last 15 years. Penn State holds the FBS record for most consecutive seasons without a losing record at 49 (1939-87). (ESPN Stats & Info)

#### ACADEMIC EXCELLENCE

A total of 480 of Penn State football student-athletes, including 28 in 2018, have earned Academic All-Big Ten honors since 1993 for owning at least a 3.0 grade point average and being a letterwinner.

#### ONE OF NATION'S TOUGHEST HOME VENUES

Penn State owns a superlative 297-77 (0.794) record inside Beaver Stadium, the nation's second-largest facility, which opened in 1960 and has a capacity of 106,572.

### QUICK FACTS

#### UNIVERSITY

NAME	The Pennsylvania State University
LOCATION	University Park, Pa.
FOUNDED	1855
ENROLLMENT	45,901 (UP Overall)
NICKNAME	Nittany Lions
COLORS	Blue & White
CONFERENCE	Big Ten
DIVISION	NCAA Division I
STADIUM	Beaver Stadium (106,572)
STADIUM SURFACE	Natural Grass
PRESIDENT	Dr. Eric Barron
V.P. FOR INTERCOLLEGIATE ATHLETICS	Sandy Barbour
HEAD COACH	James Franklin (7th Season)
FOOTBALL OFFICE	814-865-0412
TICKET OFFICE	1-800-NITTANY

#### FOOTBALL HISTORY

FIRST YEAR	1887
ALL-TIME RECORD (134th Season)	900-398-42 (.687)
	8th in victories
ALL-TIME BIG TEN RECORD (28th Season)	142-85 (.626)
ALL-TIME BOWL RECORD	30-18-2 (.612)
	T-4th in bowl victories
YEARS IN POSTSEASON PLAY	50
	T-9th in bowl appearances
BEAVER STADIUM RECORD	297-77 (0.794)

#### ASSISTANT COACHES

KIRK CIARROCCA	Temple; 1990
	Offensive Coordinator/Quarterbacks (1st Season)
BRENT PRY	Buffalo; 1993
	Defensive Coordinator/Linebackers (7th Season)
JOE LORIG	Western Oregon; 1995
	Special Teams Coordinator/Outside Linebackers (2nd Season)
TIM BANKS	Central Michigan; 1995
	Co-Defensive Coordinator/Safeties (5th Season)
TYLER BOWEN	Maryland; 2010
	Co-Offensive Coordinator/
	Offensive Recruiting Coordinator/Tight Ends (3rd Season)
JOHN SCOTT JR.	Western Carolina; 2000
	Defensive Line (1st Season)
JA'UAN SEIDER	West Virginia; 2000
	Run Game Coordinator/Running Backs Coach (3rd Season)
TERRY M. SMITH	Penn State; 1991
	Assistant Head Coach/
	Defensive Recruiting Coordinator/Cornerbacks (7th Season)
TAYLOR STUBBLEFIELD	Purdue; 2004
	Wide Receivers (1st Season)
PHIL TRAUTWEIN	Florida; 2007
	Offensive Line (1st Season)
DWIGHT GALT	Maryland; 1981
	Assistant AD of Performance Enhancement (7th Season)

### NATIONAL POLLS

#### PENN STATE IN THE POLLS

Date	CFP	AP	COACHES
Preseason	N/A	7	7
Week 3 (9/13)	N/A	*	*
Week 4 (9/20)	N/A	*	*
Week 5 (9/27)	N/A	10	10
Week 6 (10/4)	N/A	9	8
Week 7 (10/11)	N/A	9	8
Week 8 (10/18)	N/A	8	7
Week 9 (10/25)	N/A	18	17
Week 10 (11/1)	N/A	RV	RV
Week 11 (11/8)	N/A	-	-
Week 12 (11/15)	N/A	-	-
Week 13 (11/22, 24)	-	-	-
Week 14 (11/29, 12/1)	-	-	-
Week 15 (12/6, 8)	N/A	-	-
Week 16 (12/13, 15)			
Week 17 (12/20)			

\*Did not appear when season was initially postponed

#### COLLEGE FOOTBALL PLAYOFF (Week 14)

1. Alabama	8-0
2. Notre Dame	9-0
3. Clemson	8-1
4. Ohio State	4-0
5. Texas A&M	6-1
6. Florida	7-1
7. Cincinnati	8-0
8. Georgia	6-2
9. Iowa State	7-2
10. Miami	7-1
11. Oklahoma	6-2
12. Indiana	5-1
13. BYU	9-0
14. Northwestern	5-1
15. Oklahoma State	6-2
16. Wisconsin	2-1
17. North Carolina	6-3
18. Coastal Carolina	9-0
19. Iowa	4-2
20. USC	3-0
21. Marshall	7-0
22. Washington	3-0
23. Oregon	3-1
24. Tulsa	5-1
25. Louisiana	8-1

#### COLLEGE FOOTBALL PLAYOFF

Rankings will be issued five times in 2020, including Selection Day, Sunday, December 20. The dates will be as follows:

- Tuesday, November 24 (7 p.m.)
- Tuesday, December 1 (7 p.m.)
- Tuesday, December 8 (7 p.m.)
- Tuesday, December 15 (7 p.m.)
- Sunday, December 20 - Selection Day (Noon)

For more information on rankings, the selection committee protocol and voting process, visit collegefootballplayoff.com.

#### 2020 Opponents in bold

#### AP (Week 15)

1. Alabama (62)	9-0	1550
2. Notre Dame	10-0	1482
3. Ohio State	5-0	1407
4. Clemson	9-1	1387
5. Texas A&M	7-1	1274
6. Florida	8-1	1233
7. Cincinnati	8-0	1204
8. Indiana	6-1	1047
9. Miami	8-1	1039
10. Iowa State	8-2	947
11. Coastal Carolina	10-0	923
12. Georgia	6-2	914
13. Oklahoma	7-2	837
14. BYU	9-1	713
15. Northwestern	5-1	647
16. USC	4-0	624
17. Louisiana	9-1	560
18. Tulsa	6-1	444
19. Iowa	5-2	424
20. North Carolina	7-3	306
21. Colorado	4-0	253
22. Liberty	9-1	191
23. Texas	6-3	164
24. Buffalo	4-0	145
25. Wisconsin	2-2	115

Others receiving votes: NC State 98, Marshall 66, San Jose State 66, Oklahoma State 33, UC 11, Boise State 10, Washington 10, Auburn 9, Missouri 8, Nevada 5, Army 2, UCLA 1, TCU 1.

#### AMWAY COACHES (Week 15)

1. Alabama (59)	9-0	1547
2. Notre Dame (2)	10-0	1479
3. Clemson	9-1	1395
4. Ohio State (1)	5-0	1387
5. Texas A&M	7-1	1266
6. Florida	8-1	1258
7. Cincinnati	8-0	1172
8. Miami	8-1	1050
9. Indiana	6-1	1000
10. Georgia	6-2	987
11. Iowa State	8-2	958
12. Oklahoma	7-2	860
13. Coastal Carolina	10-0	838
14. Northwestern	5-1	683
15. USC	4-0	615
16. BYU	9-1	598
17. Louisiana	9-1	500
18. Iowa	5-2	396
19. Tulsa	6-1	394
20. North Carolina	7-3	370
21. Liberty	9-1	185
22. Colorado	4-0	178
23. Texas	6-3	161
24. NC State	8-3	154
25. Wisconsin	2-2	124

Others receiving votes: Oklahoma State 100, Missouri 88, Marshall 77, San Jose State 68, Buffalo 59, Nevada 48, Auburn 42, Oregon 30, Boise State 26, Army 25, Washington 19, SMU 10, Appalachian State 3.

### THIS DAY IN HISTORY

## DEC. 12

RECORD: 0-0  
STREAK: N/A

#### NOTABLE

- Penn State has played 10 regular-season games in December.
- The Nittany Lions are 6-4 all-time in regular-season games in December.
- Prior to 2020, the Nittany Lions last played a December regular-season game on December 1, 2001 at Virginia, a game that was originally scheduled for September 15.
- In 1921, Penn State made a long trip to Washington on the third of December and earned a 21-7 win over the Huskies to conclude an unbeaten season, finishing the year with an 8-0-2 record.
- In 1968, the Nittany Lions completed an undefeated regular season with a 30-12 win over Syracuse. Penn State ended the season with an 11-0 record and No. 2 national ranking after defeating Kansas, 15-14, in the Orange Bowl.

Year	Site	Result
First Game on December 12		

**B1G PLAYERS OF THE WEEK**

**OCT. 24**

OFF: .....David Bell, Purdue  
 .....Graham Mertz, Wisconsin  
 DEF:.....Jamar Johnson, Indiana  
 .....Olakunle Fatukasi, Rutgers  
 ST:.....Charlie Kuhbander, Northwestern  
 FR:.....Graham Mertz, Wisconsin

**OCT. 31**

OFF: .....Taulia Tagovailoa, Maryland  
 .....Justin Fields, Ohio State  
 DEF:.....Tommy Togiai, Ohio State  
 ST:.....Charles Campbell, Indiana  
 FR:.....Ricky White, Michigan State  
 .....Brandon Joseph, Northwestern

**NOV. 7**

OFF:.....Mohamed Ibrahim, Minnesota  
 DEF:.....Chris Bergin, Northwestern  
 ST:.....Charlie Jones, Iowa  
 FR:.....Rakim Jarrett, Maryland

**NOV. 14**

OFF:.....Ty Fryfogle, Indiana  
 DEF:.....Zach VanValkenburg, Iowa  
 ST:.....James McCourt, Illinois  
 FR:.....Isaiah Williams, Illinois

**NOV. 21**

OFF:.....Ty Fryfogle, Indiana  
 DEF:.....Blake Gallagher, Northwestern  
 ST:.....Giles Jackson, Michigan  
 FR:.....Brandon Joseph, Northwestern

**NOV. 28**

OFF:.....Stevie Scott III, Indiana  
 DEF:.....Antjuan Simmons, Michigan State  
 ST:.....Keith Duncan, Iowa  
 .....Matt Coghlin, Michigan State  
 FR:.....**Keyvone Lee, Penn State**

**DEC. 5**

OFF:.....Justin Fields, Ohio State  
 DEF:.....Micah McFadden, Indiana  
 ST:.....Haydon Whitehead, Indiana  
 .....Drue Chrisman, Ohio State  
 FR:.....**Joey Porter Jr., Penn State**

**B1G STANDINGS**

EAST	BIG TEN			OVERALL		
	W-L	%	W-L	%	AP	USA
Ohio State	5-0	1.000	5-0	1.000	2-0	2-0
Indiana	6-1	.857	6-1	.857	3-1	3-1
Maryland	2-2	.500	2-2	.500	0-1	0-1
Michigan	2-4	.333	2-4	.333	1-2	1-2
Michigan State	2-4	.333	2-4	.333	2-2	2-2
<b>PENN STATE</b>	<b>2-5</b>	<b>.286</b>	<b>2-5</b>	<b>.286</b>	<b>0-1</b>	<b>0-1</b>
Rutgers	2-5	.286	2-5	.286	0-2	0-2

WEST	BIG TEN			OVERALL		
	W-L	%	W-L	%	AP	USA
Northwestern	5-1	.833	5-1	.833	1-0	1-0
Iowa	5-2	.714	5-2	.714	0-0	0-0
Wisconsin	2-2	.500	2-2	.500	0-2	0-2
Minnesota	2-3	.400	2-3	.400	0-1	0-1
Illinois	2-4	.333	2-4	.333	0-2	0-2
Nebraska	2-4	.333	2-4	.333	0-2	0-2
Purdue	2-4	.333	2-4	.333	0-1	0-1

**BIG TEN SCHEDULE (All Times Eastern)**

**Saturday, Dec. 12**

**Michigan State at Penn State, 3:30 p.m. (ESPN)**

Michigan at Ohio State, 12 p.m. (FOX)

Illinois at Northwestern, 12 p.m. (ESPN2)

Rutgers at Maryland, 12 p.m. (BTN or FS1)

Purdue at Indiana, 3:30 p.m. (BTN)

Minnesota at Nebraska, TBA

Wisconsin at Iowa, TBA

**Saturday, Dec. 19**

Big Ten Champions Week

Matchups TBD

**PENN STATE MEDIA SERVICES**

**FOOTBALL CONTACTS**

**Greg Kincaid (Primary)**

Cell: 814-753-2910

E-mail: grk5016@psu.edu

Twitter: @grk5016

**Kris Petersen (Coaches)**

Cell: 814-883-4581

E-mail: kap18@psu.edu

Twitter: @GoPSUKris

**Paul Marboe**

Cell: 814-777-7604

E-mail: prms118@psu.edu

Twitter: @pmarboe33

**Assoc. AD for Strategic Communications:** Kris Petersen

**Associate Directors:** Rose Carter, Greg Kincaid

**Assistant Directors:** Pat Donghia, John Hanna,

Matt Jackson, Paul Marboe, Nicole Praga,  
 Ryan Snyder, Kevin Stoicovy, Chelsea Vielhauer

**Admin. Assistant:** Cristin Guiher

**Strategic Communications Office:** 814-865-1757

**Website:** GoPSUsports.com

**Address:** 101D Bryce Jordan Center,  
 University Park, Pa., 16802

**SUNDAY:**

9 a.m. - Updated stats available at GoPSUsports.com.

**MONDAY:**

8 p.m. - Game Notes available at GoPSUsports.com.

**TUESDAY:**

12:30 p.m. - Penn State Weekly Press Conference

James Franklin available for questions via Zoom.

To ask a question please contact the Strategic Communications Office at 814-865-1757 prior to 11 a.m. ET. Please contact Strategic Communications for information for video/audio from the press conference.

**TUESDAY-WEDNESDAY:**

9 a.m. - 2 p.m. - Player Interviews

Selected players available interviews via Zoom. For information, please contact Greg Kincaid in PSU Strategic Communications.

**WEDNESDAY:**

Approximately 6:35 p.m. - Post-Practice Zoom Conference

James Franklin and one player will be available post-practice via Zoom.

**THURSDAY:**

TBA - Thursday Assistant Coach Zoom conference

For information, please contact Greg Kincaid in PSU Strategic Communications.

6:05 p.m. - "The Penn State Coaches Show Featuring James Franklin Presented by Pepsi" broadcast live on the Penn State Sports Network and LionVision on GoPSUsports.com.

**SATURDAY:**

Postgame: James Franklin and selected players will be available immediately following the game.

Please contact Strategic Communications for Zoom conference information and access to the Media Center to download audio and video.

**BIG TEN MEDIA SERVICES**

**BIG TEN CONFERENCE RELEASE/STATISTICS:** The Big Ten Conference football release, with standings and statistics, is available at [www.bigten.org](http://www.bigten.org).

**BIG TEN PLAYERS OF THE WEEK:** The Big Ten Conference will be announcing Players of the Week every Monday during the season.

MONDAY	TUESDAY	WEDNESDAY	THURSDAY	FRIDAY	SATURDAY	SUNDAY
<b>Game Notes</b> Available by 8 p.m. on GoPSUsports.com	<b>James Franklin Press Conference via Zoom</b> 12:30 p.m. (ET)  <b>Player Zoom Conferences</b>	<b>James Franklin via Zoom</b> Approx. 6:35 p.m.  <b>Player Zoom Conferences</b>	<b>PSU Asst. Coach Zoom Conference</b>  <b>The Penn State Coaches Show Presented by Pepsi</b> 6:05 p.m. GoPSUsports.com	<b>No Coach/Player Availability</b>	<b>Michigan State</b> 3:30 p.m.  ESPN/ Penn State Sports Network  <b>Beaver Stadium</b>	<b>Updated Statistics Available</b> 9 a.m. GoPSUsports.com



## FRANKLIN FILE

**Born:** February 2, 1972  
**Hometown:** Langhorne, Pa.  
**Wife:** Fumi  
**Daughters:** Shola & Addison

**Education:**  
 Neshaminy High School, 1990  
 East Stroudsburg, 1995; B.S. in Psychology  
 Washington State, 1999; M.A. in Educational Leadership

**Playing Career:**  
 East Stroudsburg; Quarterback, 1991-94

### Coaching Experience

Year	Position	Team
2014-pres.	Head Coach	Penn State
2011-13	Head Coach	Vanderbilt
2008-10	Asst HC/Off. Coord./QBs	Maryland
2006-07	Off. Coord./QBs	Kansas State
2005	Wide Receivers	Green Bay Packers
2000-04	Recruiting Coord./WRs	Maryland
1999	Wide Receivers	Idaho State
1998	Grad. Asst./Tight Ends	Washington State
1997	Wide Receivers	James Madison
1996	Grad. Asst./Secondary	East Stroudsburg
1995	Wide Receivers	Kutztown

## CAREER RECORD

### VANDERBILT

Year	Overall	Conf.	Final AP; Notes
2011	6-7	2-6	Liberty Bowl (L)
2012	9-4	4-4	No. 23; Music City Bowl (W)
2013	9-4	5-3	No. 20; BBVA Compass Bowl (W)
<b>3 yrs</b>	<b>24-15</b>	<b>11-13</b>	

### PENN STATE

Year	Overall	Conf.	Final AP; Notes
2014	7-6	2-6	Pinstripe Bowl (W, OT)
2015	7-6	4-4	TaxSlayer Bowl (L)
2016	11-3	8-1	No. 7; Big Ten Champs, Rose Bowl (L)
2017	11-2	7-2	No. 8; Fiesta Bowl (W)
2018	9-4	6-3	No. 17; Citrus Bowl (L)
2019	11-2	7-2	No. 9; Cotton Bowl (W)
2020	2-5	2-5	
<b>7 yrs</b>	<b>58-28</b>	<b>36-23</b>	

### CAREER

	Overall	Conf.	Bowls
<b>10 yrs</b>	<b>82-43</b>	<b>47-36</b>	<b>Won 5, Lost 4</b>

## HEAD COACH JAMES FRANKLIN

### CAREER AT A GLANCE

- Franklin was named the 16th head football coach in the storied history of the Nittany Lion program on January 11, 2014.
- Franklin is one of four current FBS head coaches to lead his teams to a bowl game in each of his first nine seasons as a head coach.
- Franklin is one of three current Big Ten coaches (Ryan Day, Kirk Ferentz) to have won a Big Ten Championship.
- He owns an 82-43 career record, with eight consecutive winning seasons, entering 2020.
- Franklin has led his teams to three Top 10 finishes (3 at Penn State) and six Top 25 finishes (2 at Vanderbilt; 4 at Penn State).
- Penn State is one of four teams (Clemson, Ohio State, Oklahoma) to rank in the top 12 of the CFP final rankings in each of the last four seasons (2016-19).
- Franklin has led the Nittany Lions to three New Year's Six bowls - 2016 (Rose), 2017 (Fiesta) and 2019 (Cotton) - in the last four years, making Penn State one of eight teams to accomplish the feat. Penn State last went to three New Year's Six bowls in four years in 1980-83 (1980 Fiesta, 1982 Fiesta, 1983 Sugar).
- Franklin's squads have won two New Year's Six bowl games in the last three years, making the Nittany Lions one of seven teams to do so.
- Franklin guided Penn State to back-to-back New Year's Six bowls in 2016 (Rose) and 2017 (Fiesta) for the first time since 1985 (Orange) and 1986 (Fiesta).
- In 2016-19, Penn State had 42 wins, the most in program history for the Big Ten era, and 28 league wins, a program-best.
- Entering 2020, Franklin has led Penn State to 32 home wins in the past five seasons to rank fourth in the FBS. Those 32 wins have included a trio of undefeated home slates.
- Franklin has 25 years of coaching experience at the collegiate and NFL level.
- In his first nine years as a head coach, Franklin mentored 81 players who have gone on to the NFL ranks.
- Penn State had six players selected in both the 2018 and 2019 NFL Draft and five players picked in 2020, marking the third-straight year that Penn State has had at least five draft picks, the first time that has happened since 1991-93. Penn State is only one of five programs to produce at least five draft picks in each of the last three drafts.
- Franklin has secured top-25 recruiting classes each of his last eight seasons, including a top-5 class at Penn State in 2018.

### NITTANY LIONS ON THE FIELD

- Penn State earned its third 11-win season in the last four years with an 11-2 record in 2019, including a win over No. 17 Memphis in the Goodyear Cotton Bowl Classic. The Nittany Lions posted their fourth-straight top 12 finish in the final CFP rankings, coming in 10th, and were ranked ninth in the final Associated Press and Amway Coaches polls to earn their 25th AP Top 10 finish. Franklin was a finalist for the Paul "Bear" Bryant National Coach of the Year award for the second time at Penn State (2016) and third time in his head coaching career.
- In 2018, the Nittany Lions posted their third-straight season with at least nine wins with a 9-4 overall record, earning a berth in the VRBO Citrus Bowl. Penn State finished No. 12 in the final CFP rankings and No. 17 in the Associated Press and Amway Coaches polls.
- Penn State dimmed as high as No. 2 in the rankings in 2017 and appeared in a second-straight New Year's Six bowl, earning a 35-28 win over No. 11 Washington in the PlayStation Fiesta Bowl. At 11-2, the Nittany Lions earned back-to-back 11-win seasons for the fifth time in program history and first time since 2008 and 2009. Penn State finished the season No. 8 in the Associated Press and Amway Coaches polls and No. 9 in the final CFP rankings.
- Penn State surged in 2016, winning nine consecutive games en route to the Big Ten Championship, a Rose Bowl berth and an 11-3 overall record. Penn State finished the season ranked No. 5 in the College Football Playoff rankings and No. 7 in the Associated Press and Amway Coaches polls. It was Penn State's highest finish in the polls since 2005. The Lions claimed their fourth overall Big Ten Championship and first outright title since 1994 with a thrilling, 38-31 comeback win over Wisconsin in the Big Ten Championship Game. Franklin was honored as Sporting News National Coach of the Year and the Woody Hayes National Coach of the Year, as well as the Dave McLain Big Ten Coach of the Year and Associated Press Big Ten Coach of the Year.
- Franklin guided the Nittany Lions to a 7-6 record in 2015 and a berth in the TaxSlayer Bowl.
- Franklin's first season in 2014 was bookended with a pair of thrilling victories for the Nittany Lions. It began with a final-play 26-24 victory over UCF in Dublin, Ireland, in Penn State's first-ever international game and ended with a comeback, a 31-30 overtime win over Boston College in the New Era Pinstripe Bowl in Yankee Stadium. Franklin became just the third Penn State coach to lead the team to at least seven wins in his first season, joining Dick Harlow (1915) and Bill O'Brien (2012), and he guided the Nittany Lions to a 4-0 start, joining Harlow as the only first-year Penn State coaches to win their initial four games.

### NITTANY LIONS IN THE CLASSROOM

- The Nittany Lions posted their first 1,000 single-year APR in program history in 2018-19, topping the previous high of 993 in 2014-15.
- Punter Blake Gillikin took home CoSIDA Academic All-America® first-team honors in 2019 for the second-straight year to become the 12th two-time first-team selection in Penn State history. He graduated with a perfect 4.0 grade-point average in May. Gillikin's two first-team CoSIDA Academic All-America honors increase Penn State football's total to 67 honorees, which ranks second in Division I football history.
- Trace McSorley was selected as a 2018 National Football Foundation (NFF) Scholar-Athlete and a finalist for the Campbell Trophy, known as the "Academic Heisman." He was the 18th Nittany Lion to be selected as an NFF Scholar-Athlete.
- The Nittany Lions had a program-record 35 student-athletes claim Academic All-Big Ten honors in the fall of 2017.
- Tyler Yazujian collected a berth on the CoSIDA Academic All-America® first team in 2016 after an appearance on the second team in 2015.
- The 2020 spring semester saw the Nittany Lions post a record 89 squad members with at least a 3.0 grade-point average (GPA) with the University's alternative COVID-19 grading system in place. The figure surpassed the mark of 56 set in the 2015 fall semester for the most 3.0 students in a semester in football program history.
- A total of 36 Nittany Lions posted a 3.5 GPA or higher while taking at least 12 credits in the 2020 spring semester, marking a school record for Dean's List honorees. A total of 14 student-athletes posted a perfect 4.0 for the 2020 semester, also a school record.
- A program record nine Nittany Lions were named 2019-20 Big Ten Distinguished Scholars.
- Additionally, 28 Nittany Lions earned Academic All-Big Ten recognition in 2019.
- A total of 52 squad members compiled at least a 3.0 GPA in the fall of 2019, the third-highest semester total in program history.

### NITTANY LIONS IN THE COMMUNITY

- The Nittany Lions are active in the community, participating in activities such as Uplifting Athletes, THON, Pennsylvania Special Olympics Summer Games, State College Area Food Bank and Penn State Hershey Children's Hospital visits.
- On June 15, 2020, Franklin was named to the Big Ten Anti-Hate and Anti-Racism Coalition.
- As part of the Cotton Bowl festivities in 2019, Franklin and his family made a \$10,000 financial commitment to the Dallas Children's Hospital.
- In August 2019, Franklin was named a Penn State University Renaissance Fund honoree, which awards outstanding community members for helping students in need.

**BOWL GAMES AS A COACH**

**As a Head Coach:**

2019 Cotton Bowl . . . . . PSU . . . W . . . 53-39
2019 Citrus Bowl . . . . . PSU . . . L . . . 27-24
2017 Fiesta Bowl . . . . . PSU . . . W . . . 35-28
2017 Rose Bowl . . . . . PSU . . . L . . . 52-49
2016 TaxSlayer Bowl . . . . . PSU . . . L . . . 24-17
2014 Pinstripe Bowl . . . . . PSU . . . W . . . 31-30 (OT)
2014 BBVA Compass Bowl . . . . . VU . . . W . . . 41-24
2012 Music City Bowl . . . . . VU . . . W . . . 38-24
2011 Liberty Bowl . . . . . VU . . . L . . . 31-24

**As an Assistant Coach:**

2010 Military Bowl . . . . . UMD . . . W . . . 51-20
2008 Humanitarian Bowl . . . . . UMD . . . W . . . 42-35
2006 Texas Bowl . . . . . KSU . . . L . . . 37-10
2002 Orange Bowl . . . . . UMD . . . L . . . 56-23
2004 Gator Bowl . . . . . UMD . . . W . . . 41-7
2002 Peach Bowl . . . . . UMD . . . W . . . 30-3

**COACHING HONORS**

2019 Paul "Bear" Bryant Coach of the Year Finalist
2016 Sporting News National Coach of the Year
Woody Hayes National Coach of the Year
Maxwell Club Tri-State Coach of the Year
College Sports Madness National Coach of the Year
Eddie Robinson Coach of the Year Finalist
Paul "Bear" Bryant Coach of the Year Finalist
Associated Press Coach of the Year Finalist
George Munger College Coach of the Year Semifinalist
Big Ten Dave McClain Coach of the Year (media vote)
Associated Press Big Ten Coach of the Year
Athlon Sports Big Ten Coach of the Year
ECAC Division I FBS Coach of the Year
The Dodd Trophy Coach of the Week. (Oct. 24)
2012 Paul "Bear" Bryant Coach of the Year Finalist

**ALL-AMERICANS AS A HEAD COACH**

2019 Micah Parsons . 1st Team (Consensus)	2015 Carl Nassib . . . . 1st Team (Consensus)
Pat Freiermuth . . . . . 2nd Team	2014 Mike Hull . . . . . 2nd Team
2017 Saquon Barkley . 1st Team (Consensus)	2013 Jordan Matthews . . . . . 1st Team
Mike Gesicki . . . . . 2nd Team	2012 Jordan Matthews . . . . . 3rd Team
2016 Saquon Barkley . . . . . 3rd Team	2011 Casey Hayward . . . . . 2nd Team

**AWARD WINNERS AS A HEAD COACH**

2019 Micah Parsons . . . . . Butkus-Fitzgerald Big Ten Linebacker of the Year
2017 Saquon Barkley . . . . . Paul Hornung Award Winner
. . . . . Graham-George Big Ten Offensive Player of the Year
. . . . . Ameche-Dayne Big Ten Running Back of the Year
. . . . . Rodgers-Dwight Big Ten Return Specialist of the Year
. . . . . Chicago Tribune Silver Football Award
Brandon Smith . . . . . Allstate AFCA Good Works Team
2016 Saquon Barkley . . . . . Graham-George Big Ten Offensive Player of the Year
. . . . . Ameche-Dayne Big Ten Running Back of the Year
. . . . . Chicago Tribune Silver Football Award
Tyler Davis . . . . . Vlade Award
2015 Carl Nassib . . . . . Rotary Lombardi Award
. . . . . Ted Hendricks Award
. . . . . Lott IMPACT Award
. . . . . CBS Sports National Defensive Player of the Year
. . . . . Nagurski-Woodson Big Ten Defensive Player of the Year
Ben Kline . . . . . Allstate AFCA Good Works Teams
2014 Mike Hull . . . . . Butkus-Fitzgerald Big Ten Linebacker of the Year

**NFL DRAFT PICKS**

**As a Head Coach:**

2020 Yetur Gross-Matos . . . . . 2 38 . . . Panthers	Adrian Amos . . . . . 5 142 . . . Bears
KJ Hamler . . . . . 2 46 . . . Broncos	Jesse James . . . . . 5 160 . . . Steelers
John Reid . . . . . 4 141 . . . Texans	2014 Jordan Matthews . . . . . 2 42 . . . Eagles
Cam Brown . . . . . 6 183 . . . Giants	Wesley Johnson . . . . . 5 173 . . . Steelers
Robert Windsor . . . . . 6 193 . . . Colts	Andre Hal . . . . . 7 216 . . . Texans
2019 Miles Sanders . . . . . 2 53 . . . Eagles	2013 Zac Stacy . . . . . 5 160 . . . Rams
Connor McGovern . . . . . 3 90 . . . Cowboys	Ryan Seymour . . . . . 7 220 . . . Seahawks
Shareef Miller . . . . . 4 138 . . . Eagles	2012 Casey Hayward . . . . . 2 62 . . . Packers
Amani Oruwariye . . . . . 5 146 . . . Lions	Tim Fugger . . . . . 7 214 . . . Colts
Trace McSorley . . . . . 6 197 . . . Ravens	(V) - Indicates Franklin coached NFL Draft pick while at Vanderbilt.
Nick Scott . . . . . 7 243 . . . Rams	<b>As an Assistant Coach:</b>
2018 Saquon Barkley . . . . . 1 2 . . . Giants	2011 Torrey Smith . . . . . 2 58 . . . Ravens
Mike Gesicki . . . . . 2 42 . . . Dolphins	Da'Rel Scott . . . . . 7 211 . . . Giants
Oren Burks (V) . . . . . 3 88 . . . Packers	2010 Bruce Campbell . . . . . 4 106 . . . Raiders
Troy Apke . . . . . 4 109 . . . Redskins	2009 Darrius Heyward-Bey . . . . . 1 7 . . . Raiders
DaeSean Hamilton . . . . . 4 113 . . . Broncos	Josh Freeman . . . . . 1 17 . . . Buccaneers
Marcus Allen . . . . . 5 148 . . . Steelers	Jaimie Thomas . . . . . 7 236 . . . Colts
Christian Campbell . . . . . 6 182 . . . Cardinals	Dan Gronkowski . . . . . 7 255 . . . Lions
2017 Zach Cunningham (V) . . . . . 2 57 . . . Texans	2008 Jordy Nelson . . . . . 2 36 . . . Packers
Chris Godwin . . . . . 3 84 . . . Buccaneers	2007 Yamon Figurs . . . . . 3 74 . . . Ravens
Will Holden (V) . . . . . 5 157 . . . Cardinals	Thomas Clayton . . . . . 6 186 . . . 49ers
2016 Austin Johnson . . . . . 2 43 . . . Titans	
Christian Hackenberg . . . . . 2 51 . . . Jets	
Carl Nassib . . . . . 2 65 . . . Browns	
Anthony Zettel . . . . . 6 202 . . . Lions	
Jordan Lucas . . . . . 6 204 . . . Dolphins	
Stephen Weatherly (V) . . . . . 7 227 . . . Vikings	
2015 Donovan Smith . . . . . 2 34 . . . Buccaneers	

**ALL-CONFERENCE SELECTIONS AS A HEAD COACH**

2019 Yetur Gross-Matos . 1st	2018 Amani Oruwariye . . 1st	2017 Marcus Allen . . . . . 1st	2016 Saquon Barkley . . . . . 1st	2015 Carl Nassib . . . . . 1st	2013 Kenny Ladler . . . . . 1st
Micah Parsons . . . . . 1st	Yetur Gross-Matos . . 1st	Saquon Barkley . . . . . 1st	Tyler Davis . . . . . 1st	Saquon Barkley . . . . . 2nd	Jordan Matthews . . . 1st
Pat Freiermuth . . . . . 2nd	Trace McSorley . . . . 2nd	(RB & RS)	Trace McSorley . . . . 2nd	Chris Godwin . . . . . 2nd	Andre Hal . . . . . 2nd
Steven Gonzalez . . . . 2nd	Miles Sanders . . . . . 2nd	Mike Gesicki . . . . . 1st	Garrett Sickels . . . . 2nd	Austin Johnson . . . . 2nd	Wesley Johnson . . . . 2nd
KJ Hamler . . . . . 2nd (WR)	Ryan Bates . . . . . 3rd	Jason Cabinda . . . . . 2nd	Anthony Zettel . . . . . 2nd	Anthony Zettel . . . . . 3rd	
HM (RS)	Connor McGovern . . 3rd	Blake Gillikin . . . . . 2nd	Evan Schwan . . . . . 3rd	Marcus Allen . . . . . HM	2012 Jordan Matthews . . 1st
Shaka Toney . . . . . 2nd	Shareef Miller . . . . . 3rd	DaeSean Hamilton 2nd	Jason Cabinda . . . . . 3rd	Jason Cabinda . . . . . HM	Richard Kent . . . . . 2nd
Cam Brown . . . . . 3rd	Pat Freiermuth . . . . HM	Trace McSorley . . . . 2nd	Marcus Allen . . . . . 3rd	Grant Haley . . . . . HM	Zac Stacy . . . . . 2nd
Tariq Castro-Fields . 3rd	Steven Gonzalez . . . HM	Amani Oruwariye . . 2nd	Chris Godwin . . . . . 3rd	DaeSean Hamilton . . HM	
Robert Windsor . . . . 3rd	KJ Hamler . . . . . HM	DeAndre Thompkins . 2nd	Brandon Bell . . . . . HM	Trevor Williams . . . . HM	2011 Tim Fugger . . . . . 2nd
Journey Brown . . . . HM	(WR & RS)	Ryan Bates . . . . . 3rd	Parker Cothren . . . . HM		Casey Hayward . . . . 2nd
Sean Clifford . . . . . HM	Micah Parsons . . . . HM	Shareef Miller . . . . 3rd	Brian Gaia . . . . . HM	2014 Mike Hull . . . . . 1st	Zac Stacy . . . . . 2nd
Will Fries . . . . . HM	John Reid . . . . . HM	Troy Apke . . . . . HM	Blake Gillikin . . . . . HM	Anthony Zettel . . . . . 1st	HM - honorable mention
Blake Gillikin . . . . . HM	Nick Scott . . . . . HM	Christian Campbell . . HM	John Reid . . . . . HM	Sam Ficken . . . . . 2nd	
Michal Menet . . . . . HM	Garrett Taylor . . . . HM	Curtis Cothran . . . . HM		DaeSean Hamilton . . 2nd	
Jan Johnson . . . . . HM	Robert Windsor . . . . HM	Parker Cothren . . . . HM		Adrian Amos . . . . . HM	
Jake Pinegar . . . . . HM		Grant Haley . . . . . HM		Deion Barnes . . . . . HM	
John Reid . . . . . HM		Juwan Johnson . . . . HM		Jesse James . . . . . HM	
Garrett Taylor . . . . HM				Austin Johnson . . . . HM	
Lamont Wade . . . . HM				Jordan Lucas . . . . . HM	
				Angelo Mangiro . . . . HM	
				Trevor Williams . . . . HM	

**PENN STATE**

**Total Offense Highs**

673.....Idaho, 2019  
643.....Kent State, 2018  
619.....at Maryland, 2019  
609.....Nebraska, 2017  
599.....Iowa, 2016  
591.....at Illinois, 2018  
579.....at Iowa, 2017  
569.....Akron, 2017  
565.....Maryland, 2018  
549.....at Rutgers, 2016

**Total Offense Lows**

180.....at Temple, 2015  
186.....at Michigan, 2018  
191.....at Michigan, 2016  
207.....Michigan, 2015  
214.....at Michigan, 2014  
219.....Maryland, 2014  
227.....at Ohio State, 2019  
233.....Michigan State, 2014  
240.....Ohio State, 2014  
264.....Army, 2015

**First Down Highs**

35.....Idaho, 2019  
32.....Nebraska, 2017  
31.....at Illinois, 2018  
30.....at Maryland, 2019  
**30.....Maryland, 2020**  
**30.....at Nebraska, 2020**  
29.....at Iowa, 2017  
28.....Maryland, 2016  
28.....at Maryland, 2017  
28.....Maryland, 2018

**First Down Lows**

9.....at Temple, 2015  
11.....at Michigan, 2018  
12.....Army, 2015  
12.....at Michigan, 2016  
13.....Ohio State, 2016  
14.....Northwestern, 2014  
14.....at Ohio State, 2015  
14.....Michigan, 2015  
14.....Pittsburgh, 2017  
14.....Michigan State, 2018  
14.....Buffalo, 2019  
14.....Michigan, 2019

**Rushing Yardage Highs**

396.....vs. Memphis, 2019  
387.....at Illinois, 2018  
372.....Maryland, 2016  
359.....Iowa, 2016  
340.....at Rutgers, 2016  
331.....Idaho, 2019  
330.....Rutgers, 2015  
310.....Maryland, 2018  
297.....Kent State, 2018  
295.....at Iowa, 2017

**Rushing Yardage Lows**

16.....Ohio State, 2014  
38.....Michigan State, 2014  
39.....Indiana, 2017  
42.....Maryland, 2014  
**44.....Ohio State, 2020**  
48.....at Maryland, 2015  
50.....Northwestern, 2014  
51.....vs. Wisconsin, 2016  
54.....at Michigan, 2014  
57.....vs. UCF, 2014

**Rushing Attempts Highs**

62.....Maryland, 2016  
**57.....at Rutgers, 2020**  
53.....Iowa, 2019  
53.....vs. Memphis, 2019  
52.....Iowa, 2016  
**52.....at Indiana, 2020**  
**52.....at Nebraska, 2020**  
51.....at Iowa, 2017  
51.....at Illinois, 2018  
**50.....at Michigan, 2020**

**Rushing Attempts Lows**

22.....Michigan State, 2014  
22.....Michigan, 2015  
24.....Pittsburgh, 2017  
24.....Georgia State, 2017  
24.....Buffalo, 2019  
25.....Northwestern, 2014  
27.....at Temple, 2015  
27.....Ohio State, 2020  
28.....vs. UCF, 2014  
28.....at Michigan, 2016  
28.....Minnesota, 2016

**Passing Yardage Highs**

454.....vs. UCF, 2014  
421.....at Maryland, 2019  
401.....at Michigan State, 2017  
386.....Michigan State, 2016  
384.....vs. Wisconsin, 2016  
371.....vs. Boston College, 2014  
360.....Georgia State, 2017  
346.....Nebraska, 2017  
346.....Kent State, 2018  
342.....vs. Washington, 2017  
342.....Idaho, 2019

**Passing Yardage Lows**

81.....vs. Rutgers, 2019  
93.....at Illinois, 2014  
103.....at Temple, 2015  
112.....Temple, 2014  
118.....at Michigan, 2018  
120.....at Ohio State, 2015  
121.....at Michigan, 2016  
128.....Buffalo, 2015  
128.....at Ohio State, 2019  
**133.....at Rutgers, 2020**  
133.....vs. Memphis, 2019

**Passing Attempt Highs**

**57.....Maryland, 2020**  
50.....Ohio State, 2014  
50.....vs. Boston College, 2014  
48.....at Iowa, 2017  
48.....at Michigan State, 2017  
47.....vs. UCF, 2014  
47.....at Michigan State, 2015  
46.....Northwestern, 2014  
45.....Michigan State, 2014  
44.....at Rutgers, 2014  
44.....at Minnesota, 2019

**Passing Attempt Lows**

13.....at Ohio State, 2015  
15.....vs. Rutgers, 2019  
16.....at Illinois, 2014  
17.....at Michigan, 2018  
18.....Iowa, 2016  
19.....Rutgers, 2015  
19.....Army, 2015  
19.....Maryland, 2016  
20.....at Illinois, 2018  
20.....vs. Memphis, 2019

**Passing Completion Highs**

34.....vs. Boston College, 2014  
32.....vs. UCF, 2014  
32.....vs. Washington, 2014  
31.....Ohio State, 2014  
31.....at Iowa, 2017  
29.....at Northwestern, 2017  
29.....at Michigan, 2018  
27.....at Michigan State, 2015  
27.....at Michigan State, 2017  
**27.....Maryland, 2020**

**Passing Completion Lows**

7.....at Ohio State, 2015  
8.....at Illinois, 2014  
8.....Ohio State, 2016  
8.....at Michigan, 2018  
8.....vs. Rutgers, 2019  
10.....Rutgers, 2015  
10.....Army, 2015  
10.....Maryland, 2016  
11.....at Temple, 2015  
11.....Iowa, 2016  
11.....Indiana, 2019  
11.....vs. Memphis, 2019

**Scoring Highs**

79.....Idaho, 2019  
66.....at Maryland, 2017  
63.....Kent State, 2018  
63.....at Illinois, 2018  
62.....Purdue, 2016  
59.....at Maryland, 2019  
56.....Georgia State, 2017  
56.....Nebraska, 2017  
53.....vs. Memphis, 2019  
52.....Akron, 2017

**Scoring Lows**

6.....Northwestern, 2014  
7.....at Michigan, 2018  
10.....Michigan State, 2014  
10.....at Temple, 2015  
10.....at Ohio State, 2015  
10.....at Michigan, 2016  
13.....at Rutgers, 2014  
13.....at Michigan, 2014  
13.....at Indiana, 2014  
14.....at Illinois, 2014

**Total Offense Highs**

575.....vs. USC, 2016  
554.....at Indiana, 2018  
542.....vs. Memphis, 2019  
529.....at Ohio State, 2017  
**526.....Ohio State, 2020**  
515.....at Michigan, 2016  
474.....at Michigan State, 2017  
469.....Minnesota, 2016  
466.....vs. Maryland, 2015  
466.....Nebraska, 2017

**Total Offense Lows**

87.....at Rutgers, 2016  
104.....Purdue, 2019  
128.....at Maryland, 2019  
145.....Idaho, 2019  
159.....Akron, 2017  
167.....Illinois, 2015  
194.....Maryland, 2014  
200.....Rutgers, 2017  
**205.....at Rutgers, 2020**  
**211.....at Indiana, 2020**

**First Down Highs**

33.....vs. USC, 2016  
32.....at Indiana, 2018  
31.....Minnesota, 2016  
27.....at Ohio State, 2017  
27.....at Ohio State, 2019  
27.....vs. Memphis, 2019  
26.....Michigan State, 2016  
26.....at Illinois, 2018  
26.....Michigan, 2019  
25.....at Ohio State, 2015  
25.....at Michigan, 2016  
25.....at Michigan State, 2017  
25.....Michigan State, 2018

**First Down Lows**

5.....at Rutgers, 2016  
5.....Idaho, 2019  
8.....Temple, 2014  
8.....Purdue, 2019  
10.....Rutgers, 2017  
10.....at Maryland, 2019  
11.....vs. UCF, 2014  
11.....Maryland, 2016  
11.....at Iowa, 2017  
11.....at Maryland, 2017

**Rushing Yardage Highs**

341.....at Pitt, 2016  
326.....at Michigan, 2016  
315.....at Ohio State, 2015  
285.....vs. Boston College, 2014  
261.....Army, 2015  
259.....at Michigan, 2018  
245.....at Pittsburgh, 2018  
245.....at Illinois, 2018  
241.....vs. Maryland, 2015  
241.....vs. Wisconsin, 2016

**Rushing Yardage Lows**

-19.....Purdue, 2019  
3.....UMass, 2014  
4.....Idaho, 2019  
24.....vs. UCF, 2014  
24.....Pittsburgh, 2019  
30.....Iowa, 2016  
33.....Maryland, 2014  
37.....Illinois, 2015  
38.....vs. Temple, 2016  
39.....at Rutgers, 2016

**OPPONENTS**

**Rushing Attempts Highs**

61.....at Ohio State, 2019  
58.....Buffalo, 2019  
57.....Ohio State, 2014  
56.....at Pitt, 2016  
55.....Army, 2015  
55.....at Rutgers, 2018  
52.....at Pittsburgh, 2018  
52.....at Michigan, 2018  
50.....at Ohio State, 2015  
49.....at Michigan, 2016  
49.....vs. Wisconsin, 2016  
49.....Georgia State, 2017

**Rushing Attempts Lows**

20.....Temple, 2014  
23.....at Iowa, 2017  
25.....Akron, 2014  
25.....at Maryland, 2017  
25.....Pittsburgh, 2019  
26.....Purdue, 2016  
26.....Iowa, 2016  
26.....Nebraska, 2017  
26.....vs. Washington, 2017  
**26.....at Indiana, 2020**  
27.....at Illinois, 2014  
27.....Illinois, 2015  
**27.....at Michigan, 2020**

**Passing Yardage Highs**

479.....vs. Memphis, 2019  
453.....vs. USC, 2016  
400.....at Michigan State, 2017  
399.....Nebraska, 2017  
372.....Pittsburgh, 2019  
371.....Indiana, 2019  
344.....at Indiana, 2016  
339.....at Minnesota, 2019  
330.....at Indiana, 2018  
328.....at Ohio State, 2017

**Passing Yardage Lows**

32.....Army, 2015  
43.....Rutgers, 2017  
46.....at Rutgers, 2018  
48.....at Rutgers, 2016  
55.....at Pittsburgh, 2018  
60.....Wisconsin, 2018  
68.....at Indiana, 2014  
68.....at Maryland, 2019  
74.....Ohio State, 2014  
86.....Akron, 2017

**Passing Attempt Highs**

56.....at Michigan State, 2017  
55.....Purdue, 2016  
55.....at Indiana, 2018  
54.....vs. USC, 2016  
53.....Michigan State, 2018  
53.....vs. Memphis, 2019  
51.....Pittsburgh, 2019  
50.....Iowa, 2018  
46.....Akron, 2014  
46.....Michigan State, 2016

**Passing Attempt Lows**

1.....Army, 2015  
15.....at Pitt, 2016  
15.....vs. Kentucky, 2018  
16.....Maryland, 2016  
16.....at Rutgers, 2018  
17.....at Rutgers, 2016  
17.....at Michigan, 2018  
18.....at Pittsburgh, 2018  
19.....Ohio State, 2014  
19.....at Ohio State, 2015

**Passing Completion Highs**

36.....Purdue, 2016  
35.....at Indiana, 2018  
35.....Pittsburgh, 2019  
33.....vs. USC, 2016  
33.....at Ohio State, 2017  
33.....at Michigan State, 2017  
33.....vs. Memphis, 2019  
31.....Indiana, 2019  
28.....Ohio State, 2016  
**28.....Ohio State, 2020**

**Passing Completion Lows**

1.....Army, 2015  
5.....at Rutgers, 2018  
7.....at Rutgers, 2016  
7.....Rutgers, 2017  
9.....at Pittsburgh, 2018  
9.....Wisconsin, 2018  
9.....Kentucky, 2018  
10.....San Diego St., 2015  
10.....Maryland, 2016  
11.....vs. Boston College, 2014  
11.....at Pitt, 2016  
11.....at Michigan, 2018  
11.....at Maryland, 2019

**Scoring Highs**

55.....at Michigan State, 2015  
52.....vs. USC, 2016  
49.....at Michigan, 2016  
44.....Nebraska, 2017  
42.....at Pitt, 2016  
42.....at Michigan, 2018  
**41.....Iowa, 2020**  
39.....at Ohio State, 2017  
39.....vs. Memphis, 2019  
38.....at Ohio State, 2015  
38.....Appalachian State, 2018  
**38.....Ohio State, 2020**

**Scoring Lows**

0.....Illinois, 2015  
0.....at Rutgers, 2016  
0.....Akron, 2017  
0.....Georgia State, 2017  
0.....at Maryland, 2019  
3.....Rutgers, 2015  
3.....Akron, 2014  
3.....at Maryland, 2017  
3.....Maryland, 2018  
6.....Rutgers, 2017  
6.....at Pittsburgh, 2018

**SERIES NOTES**

**HEAD COACH MEL TUCKER**

- This is Mel Tucker's first season as head coach at Michigan State after being hired in February 2020.
- Tucker's coaching career began as a graduate assistant at Michigan State under Nick Saban in 1997.
- In 2019, Tucker was the head coach at Colorado, his first year as a head coach.
- From 2016-18, Tucker was the defensive coordinator and secondary coach at Georgia. He helped the Bulldogs to a 32-9 record and three consecutive seasons among the FBS Top 20 in total defense.
- Tucker's previous Big Ten coaching experience came as the defensive backs coach at Ohio State from 2001-04. He held the title of co-defensive coordinator in 2004.
- Tucker played cornerback and safety at Wisconsin, graduating in 1995. He helped the Badgers to a Big Ten Championship and a Rose Bowl win in 1993.

**SCOUTING THE SPARTANS**

- Michigan State is 2-4 this season with both wins coming over Top 15 opponents. The Spartans earned a 27-24 win at No. 13/14 Michigan on October 31 and defeated No. 8/11/13 Northwestern, 29-20, on November 28.
- The Spartans fell 52-12 against No. 4/3/4 Ohio State on Saturday. Payton Thorne threw for 147 yards while rushing for 42 yards and a 20-yard touchdown. On defense, the Spartans tallied nine tackles for loss and three sacks. Antjuan Simmons led 12 tackles, including two for loss, and a fumble recovery. Michael Fletcher recorded two sacks.
- The Spartans have been strong in the Red Zone on both sides of the ball. Michigan State is 9-of-9 on offense with six touchdowns. MSU is one of four teams in FBS with a 100 percent conversion rate in the Red Zone. On defense, Michigan State ranks 25th in the nation allowing a 76 percent conversion rate.
- Michigan State leads the Big Ten averaging seven tackles for loss per contest.
- LB Antjuan Simmons ranks third in the Big Ten with 8.5 tackles for loss and second with two fumble recoveries.
- CB Shakur Brown leads the country with five interceptions and sits third in the nation averaging 1.5 passes defended per game.
- WR Jalen Nailor holds 10th in the nation and second in the Big Ten averaging 20.75 yards per reception.

**TOP PERFORMANCES - PENN STATE**

**Rushing**

Miles Sanders	17-for-162 yds, 1 TD ('18)
Larry Johnson	19 for 279 yds, 4 TD ('02)
Ki-Jana Carter	27 for 227 yds ('94)

**Passing**

Trace McSorley	26-of-47 for 381 yds, 3 TD ('17)
Trace McSorley	17-of-23 for 376 yds, 4 TD ('16)
Matt McGloin	23-of-41 for 312 yds, 2 TD ('10)
Darryll Clark	16-of-26 for 341 yds, 4 TD ('08)
Kerry Collins	23-of-42 for 352 yds ('93)

**Receiving**

Chris Godwin	5 for 135 yds, 2 TD ('16)
Jordan Norwood	5 for 127 yds ('08)
Deon Butler	3 for 133, 3 TD ('08)
Bobby Engram	8 for 169 yds ('94)

**TOP PERFORMANCES - MICHIGAN STATE**

**Rushing**

Jeremy Langford	30 for 118 yds, 2 TD ('14)
Sedrick Irvin	28 for 238 yds ('97)
Marc Renaud	21 for 203 yds ('97)

**Passing**

Brian Lewerke	33-of-56 for 400 yds, 2 TD ('17)
Connor Cook	19-of-26 for 248 yds, 3 TD ('15)
Jeff Smoker	29-of-50 for 357 yds, 4 TD ('03)
Jeff Smoker	24-of-36 for 356 yds, 3 TD ('01)

**Receiving**

Felton Davis	8 for 100 yds, 2 TD ('18)
Felton Davis	12 for 181 yds, 1 TD ('17)
Kyle Brown	3 for 126 yds, 1 TD ('03)
Charles Rogers	8 for 191 yds, 2 TD ('01)
Gari Scott	9 for 157 yds ('98)

**SERIES RECORD**

Michigan State leads the all-time series 17-16-1 in a series that dates back to 1914. Penn State owns the advantage since joining the Big Ten in 1993, 15-9. The Nittany Lions won 28-7 in East Lansing in 2019. The previous two contests were heartbreakers for Penn State, with the Spartans winning each in the final seconds. Penn State defeated Michigan State in 2016, clinching the Big Ten East Division Championship with the win. The teams did not meet from 2011-13.

See Land Grant Trophy Page 9

Year	Site	Result
1914	Home	Michigan State, 6-3
1925	Home	Penn State, 16-6
1945	Away	Michigan State, 33-0
1946	Home	Michigan State, 19-16
1948	Away	Tie, 14-14
1949	Away	Michigan State, 24-0
1951	Home	Michigan State, 32-21
1952	Away	Michigan State, 34-7
1965	Home	Michigan State, 23-0
1966	Away	Michigan State, 42-8
1993	Away	Penn State, 38-37
1994	Home	Penn State, 59-31
1995	Away	Penn State, 24-20
1996	Home	Penn State, 32-19
1997	Away	Michigan State, 49-14
1998	Home	Penn State, 51-28
1999	Away	Michigan State, 35-28
2000	Home	Penn State, 42-23
2001	Away	Penn State, 42-37
2002	Home	Penn State, 61-7
2003	Away	Michigan State, 41-10
2004	Home	Penn State, 37-13
2005	Away	Penn State, 31-22
2006	Home	Penn State, 17-13
2007	Away	Michigan State, 35-31
2008	Home	Penn State, 49-18
2009	Away	Penn State, 42-14
2010	Home	Michigan State, 28-22
2014	Home	Michigan State, 34-10
2015	Away	Michigan State, 55-16
2016	Home	Penn State, 45-12
2017	Away	Michigan State, 27-24
2018	Home	Michigan State, 21-17
2019	Away	Penn State, 28-7

**LAST MEETING**

**CLIFFORD, FREIERMUTH LEAD NO. 6 PENN STATE PAST MICHIGAN STATE, 28-7**

Penn State quarterback Sean Clifford threw four touchdown passes and tight end Pat Freiermuth caught three of them as the No. 6 Nittany Lions defeated Michigan State, 28-7, on a rainy Saturday afternoon in Spartan Stadium.

Penn State improved to 8-0 overall for the first time since 2008 and 5-0 in Big Ten play for the first time since 2011.

Freiermuth's three touchdown catches were a career best and enough to give the sophomore 15 for his career, tying Penn State's tight end career touchdown reception record (Mike Gesicki). He finished the day with five catches for 60 yards to lead the Nittany Lions in receiving, while wide receiver KJ Hamler added five catches for 57 yards and a touchdown.

Clifford threw four touchdown passes for the second time this season, tallying three in the first half.

On defense, Penn State earned two interceptions and a fumble recovery and broke up eight passes while holding the Spartans to just 265 yards of offense. Defensive leaders included linebacker Micah Parsons, who led the team in tackles

with 12, safety Lamont Wade, who had 1.5 tackles for loss and two pass breakups, defensive end Jayson Oweh, who had a pair of strip-sacks, and defensive backs Marquis Wilson and Jaquan Brisker, who each tallied an interception. Penn State also recovered a fumble in punt coverage, giving the team four takeaways for the game.

Penn State built a 21-0 lead in the first half on three touchdown passes from Clifford. Clifford found Freiermuth for the first of his three touchdown tosses, first floating a 16-yard pass to Freiermuth in the end zone with 6:54 remaining in the first quarter, and then Freiermuth powered through a pair of defenders inside the 5-yard line after the catch for a 19-yard touchdown catch 30 seconds into the second quarter.

The Nittany Lions failed to convert the extra point kick after Freiermuth's second touchdown and led 13-0. A blocked field goal by Shaka Toney led to an eight-play, 54-yard touchdown drive capped by a 27-yard touchdown reception by Hamler. Clifford then called his own number for a successful two-point conversion attempt.



**TEAM STATISTICS**

	MSU	PSU
First Downs	18	18
Rushing Yards	83	113
Passing Yards	182	189
Passing (C-A-Int)	19-43-2	18-32-1
Total Offense	265	302
Plays	74	69
Fumbles (#-Lost)	4-2	2-0
Penalties (#-Yards)	4-31	9-104
Possession Time	28:20	31:40
3rd Down Conv.	5-17	4-14
Red Zone	1-1	3-4
Touchdowns	1	1
Field Goals	0	0

**GAME LEADERS**

\* Top performers from each school based on yardage.

**PENN STATE**

**Passing**

Sean Clifford	18-of-32 for 189 yds 4 TD/1 INT
---------------	------------------------------------

**Rushing**

Journey Brown	12 for 47 yds, 1 TD
Devyn Ford	6 for 25 yds

**Receiving**

Pat Freiermuth	5 for 60 yds, 3 TD
KJ Hamler	5 for 57 yds, 1 TD

**Tackles (U-A-Total)**

Micah Parsons	4-8-12
Cam Brown	1-5-6

**MICHIGAN STATE**

**Passing**

Brian Lewerke	16-of-34 for 165 yds 0 TD/1 INT
---------------	------------------------------------

**Rushing**

Elijah Collins	17 for 55 yds, 1 TD
Brian Lewerke	8 for 30 yds

**Receiving**

Cody White	3 for 66 yds
Tre Mosley	4 for 37 yds

**Tackles (U-A-Total)**

Tyriq Thompson	0-11-11
Antjuan Simmons	3-6-9

**OTHER**

Date	October 26, 2019
Location	East Lansing, Mich.
Stadium	Spartan Stadium
Attendance	70,298
Time of Game	3:41
Penn State	8-0, 5-0 Big Ten
Michigan State	4-4, 2-3 Big Ten

**NATIONAL NITS**

Below is a list of Penn State players that rank among the top-100 individuals and top-50 teams in the most recent season statistical rankings. *Rankings listed NCAA/Big Ten*

Statistics current as of Dec. 7, 2020

- LB Ellis Brooks
  - Forced Fumbles - 0.29 (54/7)
- QB Sean Clifford
  - Passing TDs - 12 (40/3)
  - Points Responsible For - 12.3 (53/5)
  - Total Offense - 234.6 (56/4)
  - Completions - 17.0 (62/8)
  - Passing Yards - 1,366 (63/3)
  - Passing Yards Per Game - 195.1 (68/7)
  - Yards Per Completion - 11.5 (74/7)
  - Passing Efficiency - 126.4 (80/7)
  - Yards Per Pass Attempt - 6.76 (83/9)
  - Completion Percentage - 58.9 (86/8)
- WR Jahan Dotson
  - Receiving TDs - 6 (30/3)
  - Receiving Yards Per Game - 83.9 (38/7)
  - Receiving Yards - 587 (46/3)
  - Receptions Per Game - 5.4 (50/8)
  - Yards Per Reception - 15.5 (97/8)
  - Total TDs - 6 (100/7)
- S Drew Hartlaub
  - Fumble Recoveries - 1 (73/8)
- LB Jesse Luketa
  - Fumble Recoveries - 1 (73/8)
- K Jake Pinegar
  - Field Goals - 1.14 (54/6)
  - Field Goal Percentage - 72.7 (54/6)
- DE Shaka Toney
  - Sacks Per Game - 0.71 (48/4)
  - Forced Fumbles - 0.29 (54/7)
- S Lamont Wade
  - Fumble Recoveries - 2 (72/2)
- WR Parker Washington
  - Receiving TDs - 4 (87/7)
- TEAM
  - Kick Return Defense - 16.3 (11/3)
  - Punt Returns - 13.2 (16/2)
  - Time of Possession - 33:34 (15/4)
  - Total Defense - 327.4 (17/4)
  - Passing Defense - 191.7 (22/2)
  - Fourth Down Conversion Pct Defense - .417 (25/3)
  - Rushing Defense - 135.7 (37/5)
  - Third Down Conversion Pct Offense - .440 (42/4)
  - First Down Defense - 123 (42/6)
  - Total Offense - 412.6 (53/2)

**PENN STATE UNITED**



- The Penn State football team is wearing a uniform patch, helmet stickers and warmup shirts with a special social justice logo to promote unity for the 2020 football season.
- The logo Penn State football student-athletes are wearing in competition this year symbolizes the journey for unity. The goal of Penn State United is to construct a culture of respect, appreciation and empathy for all differences. We are a country, state and institution rooted diversity, shared experience and hope. Penn State Football believes, more than ever, we can help create a better society by publicly and peacefully acknowledging our pursuit to move beyond simply tolerating differences to recognizing these differences can enrich our Commonwealth.
- The logo, which features the outline of the Commonwealth of Pennsylvania with diverse interlocking hands in Penn State's signature blue and white color, was born out of a discussion with the football program's leadership council. The football program, and many other ICA programs, have had numerous social justice conversations throughout the summer and are dedicated to creating a society of diversity and inclusion.
- Social justice work continues to be a priority for all of Penn State Intercollegiate Athletics and as other programs begin competition, they will have the ability to adopt the Penn State United logo or introduce their own social justice initiatives.

**MICHIGAN STATE NOTES**

**900 WINS**

- Penn State won its 900th game in program history with its 23-7 victory over Rutgers.
- The Nittany Lions are the nation's eighth program to reach 900 wins, joining Michigan (964), Ohio State (929), Alabama (925), Texas (922), Notre Dame (918), Oklahoma (915) and Nebraska (904).
- Penn State owns the 10th-best winning percentage in the FBS (.687, 900-398-42).

**WINNER CLAIMS LAND GRANT TROPHY**

- When the Penn State-Michigan State series was renewed with the Nittany Lions' entrance into the Big Ten in 1993, the Land Grant Trophy was established to go to the winner in what was each school's annual season finale from 1993-2010 and 2014-16.
- The Land Grant Trophy honors Penn State's and Michigan State's unique places in history as the two pioneer Land Grant institutions in the United States.
- Each school was founded in 1855, Michigan State on Feb. 12 and Penn State on Feb. 22. The schools were the prototypes after which the Land Grant system was patterned.
- Each institution brought to American education the new dimensions of service and outreach in addition to education and research.
- The Land Grant Trophy joins the Governor's Victory Bell, presented to the Penn State-Minnesota victor, as the other trophy the Nittany Lions play for in Big Ten competition.
- Penn State holds a 15-9 advantage in Land Grant Trophy games.

**LATEST GAME IN BEAVER STADIUM**

- Penn State's matchup with Michigan State, on December 12, is the latest the Nittany Lions have played a game at Beaver Stadium.
- Penn State has played two previous December home games: December 7, 1968 vs. Syracuse and December 1, 1979 vs. Pitt.
- In 1968, the Nittany Lions completed an undefeated regular season with a 30-12 win over Syracuse. Penn State ended the season with an 11-0 record and No. 2 national ranking after defeating Kansas, 15-14, in the Orange Bowl.
- Penn State has a 6-4 record in December regular season games.

**PENN STATE VS. BIG TEN**

- Penn State is 30-13 in the Big Ten since 2016.
- PSU won 13 consecutive games against Big Ten opponents from 2016-17, breaking its record of 12 from 1993-94.
- Penn State owns a 224-110-3 mark against Big Ten Conference teams since the Nittany Lions first opposed Ohio State in 1912.
- The Nittany Lions began play as a member of the Big Ten Conference in 1993 and have a 142-86 mark.
- Penn State played 109 games vs. the current Big Ten alignment when either or both Penn State itself (prior to 1993) or the opponent (Nebraska prior to 2011; Maryland and Rutgers prior to 2014) was not yet a member of the Big Ten. The Nittany Lions went 80-26-3 in those games.

Opponent	Record	1st Meeting	Last Meeting
Illinois	19-5	1954	2018
Indiana	22-2	1993	2020
Iowa	17-13	1930	2019
Maryland	40-3-1	1917	2020
Michigan	10-14	1993	2019
Michigan State	16-17-1	1914	2019
Minnesota	9-6	1993	2019
Nebraska	8-10	1920	2020
Northwestern	14-5	1993	2017
Ohio State	14-22	1912	2020
Purdue	15-3-1	1951	2019
Rutgers	29-2	1918	2018
Wisconsin	10-9	1953	2018

**Bold indicates 2020 opponent**

**MICHIGAN STATE CONNECTIONS**

- Penn State sophomore RB **Noah Cain** and redshirt freshman CB **Makai Self** and Michigan State redshirt junior DE Jack Camper all played at IMG Academy in Florida.
- Penn State redshirt freshman LB **Lance Dixon** and Michigan State sophomore WR Tre Mosley played together at West Bloomfield High School in Michigan.
- Penn State redshirt sophomore DE **Jayson Oweh** and redshirt sophomore S **Cody Romano** and Michigan State freshman LB Kobe Myers all played at Blair Academy in New Jersey.
- Penn State freshman QB **Micah Bowers** and Michigan State redshirt sophomore WR Jalen Nailor and redshirt sophomore OL Jacob Isaia all played at Bishop Gorman High School in Nevada.
- Penn State freshman DE **Bryce Mostella** and Michigan State redshirt junior RB Andre Welch and freshman OL Dallas Fincher all played at East Kentwood High School in Michigan.
- Penn State redshirt junior CB **Donovan Johnson** and Michigan State freshman WR Sebastian Brown, redshirt sophomore CB Kalon Gervin and senior OT Jordan Reid all played at Cass Technical High School in Michigan.
- Penn State redshirt sophomore DT **Aeneas Hawkins** and Michigan State redshirt senior K Matt Coghlin and senior TE Matt Dotson all played at Archbishop Moeller High School in Ohio.

**NITTANY LIONS FROM MICHIGAN**

- LB **Lance Dixon** - West Bloomfield/West Bloomfield
- S **Enzo Jennings** - Detroit/Oak Park
- CB **Donovan Johnson** - Detroit/Cass Tech
- DE **Bryce Mostella** - Kentwood/East Kentwood

**HISTORIC SERIES**

- Penn State has many long and storied series on the gridiron. The Nittany Lions have played 20 teams 20 or more times in the 134-year history of the program.
- Penn State owns a winning record against 16 of the 20 teams that it has met 20 or more times.
- Seven of the 20 teams are on the 2020 schedule, including Maryland (44), Iowa (30), Michigan (24), Michigan State (34), Indiana (24), Ohio State (36) and Rutgers (30).
- Fifteen of the 20 programs are currently members of NCAA Division I FBS. Bucknell, Lehigh and Penn are in NCAA Division I FCS, while Gettysburg and Lebanon Valley are in Division III.

Team	Meetings	Record
Pitt	100	53-43-4
Syracuse	71	43-23-5
West Virginia	59	48-9-2
Penn ^	47	18-25-4
Temple	45	40-4-1
Maryland*	44	40-3-1
Bucknell ^	38	28-10
Navy	38	19-17-2
Ohio State*	36	14-22
Michigan State*	34	16-17-1
Rutgers*	31	29-2
Iowa*	30	17-13
Gettysburg ^	28	27-0-1
Army	26	14-10-2
Illinois*	24	19-5
Boston College	24	20-4
Lehigh ^	23	16-6-1
Indiana*	24	22-2
Michigan*	24	10-14
Lebanon Valley ^	20	20-0

\* - Current Big Ten team | ^ - Current Non-FBS university

**Bold indicates 2020 opponent**



**WINNING THE WEST**

- Penn State is 13-6 against the Big Ten West Division since it was formed in 2014.
- Penn State had a 12-game winning streak against the Big Ten West snapped last season at Minnesota.
- The Nittany Lions have dropped their last three games against West Division opponents.

**Penn State vs. the Big Ten West Division (Est. 2014)**

Date	Opponent	Result
Sept. 27, 2014	Northwestern	L, 6-29
Nov. 22, 2014	at Illinois	L, 14-16
Oct. 31, 2015	Illinois	W, 39-0
Nov. 7, 2015	at Northwestern	L, 21-23
Oct. 1, 2016	Minnesota	W, 29-26 (OT)
Oct. 29, 2016	at Purdue	W, 62-24
Nov. 5, 2016	Iowa	W, 41-14
Dec. 3, 2016	vs. No. 6 Wisconsin (BIG Championship)	W, 38-31
Sept. 23, 2017	at Iowa	W, 21-19
Oct. 7, 2017	at Northwestern	W, 31-7
Nov. 18, 2017	Nebraska	W, 56-44
Sept. 21, 2018	at Illinois	W, 63-24
Oct. 27, 2018	No. 18 Iowa	W, 30-24
Nov. 10, 2018	Wisconsin	W, 22-10
Oct. 5, 2019	Purdue	W, 35-7
Oct. 12, 2019	at No. 17 Iowa	W, 17-12
Nov. 9, 2019	at No. 13 Minnesota	L, 26-31
Nov. 14, 2020	at Nebraska	L, 23-30
Nov. 21, 2020	Iowa	L, 21-41

**ON TV**

- Penn State has had 319 of its last 321 games televised, including 204 consecutive games.
- Over the last 14 seasons, every Penn State game has aired on either ABC, BTN, NBC or an ESPN or FOX channel.
- Penn State has made 300 regular season TV appearances since 1995, which is tied for the national lead.

**HOME SWEET HOME**

- With a 297-77 all-time record in Beaver Stadium, Penn State owns the sixth-best winning percentage (0.794) in its current home venue amongst current FBS schools and leads the Big Ten.
- Only Alabama (.834) and Oklahoma (.814) have higher winning percentages in facilities older than Beaver Stadium.

School	Stadium Name (Opened)	Rec	Win %
1. Alabama	Bryant-Denny Stadium (1929)	277-54-3	.834
2. Ga. Southern	Paulson Stadium (1984)	203-41	.832
3. Marshall	Joan C. Edwards Stadium (1991)	170-36	.825
4. Boise State	Albertsons Stadium (1970)	274-57	.828
5. Oklahoma	Gaylord Family-Oklahoma Memorial Stad. (1923)	407-87-15	.814
<b>6. Penn State</b>	<b>Beaver Stadium (1960)</b>	<b>297-77</b>	<b>0.794</b>
7. Auburn	Jordan-Hare Stadium (1939)	334-85-7	.792
8. Ohio State	Ohio Stadium (1922)	453-112-20	.791
9. Tennessee	Neyland Stadium (1921)	473-137-17	.768
10. App. State	Kidd Brewer Stadium (1962)	257-77-5	.766

**HIGHLIGHTS**

**STREAKING**

- WR **Jahan Dotson** has a reception in his last 27 games dating back to Oct. 20, 2018 against Indiana.
- WR **Parker Washington** has a reception in all seven games of his career.
- Penn State has won 12 consecutive games against teams that are not members of a Power Five conference.
- Penn State has won 10 consecutive games over non-conference opponents during the regular season, dating back to a win over Temple in 2016.
- Penn State has won 16-straight non-conference home games, dating back to a win over Kent State in 2013.

**MILESTONE WATCH**

- **Sean Clifford** is 285 yards shy of 4,500 career passing yards. ... is 49 yards shy of 5,000 career total offense yards. ... is 13 touchdowns shy of 50 career passing TDs.
  - **Devyn Ford** is 497 yards shy of 1,000 career rushing yards.
  - **Jahan Dotson** is 222 yards shy of 1,500 career receiving yards.
  - **Shaka Toney** is 2.5 tackles for loss shy of 30 career TFLs. ... is 0.5 sacks shy of 20 career sacks.
- See Records Watch on Pages 22-25**

**SECOND-HALF SURGE**

- Penn State is one of the better second-half teams in the country, ranking 25th in the FBS in scoring differential among teams that have played at least seven games with a plus-3.86 scoring average.
- In its first seven games, Penn State has outscored teams 96-72 in the second half.
- Penn State has a plus-12.0 point differential between halves, the third-highest in the FBS this year among teams that have played at least seven games.
- The Blue and White sits 21st in the nation averaging 10.29 points allowed in second halves among FBS teams that have played at least seven games.
- The Nittany Lions scored an extremely quick 14 points in the third quarter against Iowa. Sean Clifford connected on touchdown passes with Brenton Strange (28 yards) and Jahan Dotson (68 yards) on back-to-back throws.
- QB **Sean Clifford** became the first Penn State quarterback to throw for touchdowns on back-to-back passes since Trace McSorley at Illinois in 2018 (16-yard touchdown pass to Juwan Johnson; 21-yard touchdown pass to KJ Hamler in fourth quarter).

**RECORD BREAKDOWN**

Overall Record	2-5
Day Games	2-4
Night Games (6 p.m. or later)	0-1
TV Games	1-5
ABC	1-1
BTN	0-2
FS1	1-2
Scoring First	2-1
Opponent Scoring First	0-4
Leading at the Half	2-0
Trailing at the Half	0-5
Tied at the Half	0-0
Leading after Third Qtr.	2-0
Trailing after Third Qtr.	0-5
Tied after Third Qtr.	0-0
Overtime Games	0-1
Scoring less than 20 pts	0-1
Scoring 20-29 points	2-3
Scoring 30-39 Points	0-1
Scoring 40+ Points	0-0
Allowing 10 points or less	1-0
Allowing 11-20 points	1-0
Allowing 21-30 points	0-0
Allowing 31+ points	0-5
Rushing for less than 100 yds	0-3
Rushing for 100-199 yds	0-0
Rushing for 200-299 yds	2-2
Rushing for 300+ yds	0-0
Passing for less than 200 yds	2-0
Passing for 200-299 yds	0-4
Passing for 300-399 yds	0-1
Passing for 400+ yds	0-0
Totalling less than 300 yds total offense	0-0
300-399 yds of total offense	1-2
400-499 yds of total offense	1-2
500+ yds of total offense	0-1
Allowing less than 100 yds rushing	1-1
Allowing more than 100 yds rushing	1-4
Allowing less than 300 yds total offense	2-2
Allowing 300+ yds total offense	0-3
Having a 100-yd rusher	1-1
Having two 100-yd rushers	0-0
Not having a 100-yd rusher	1-4
Opp. having a 100-yd rusher	1-2
No turnovers	1-0
1-3 turnovers	1-4
4+ turnovers	0-1
No takeaways	0-2
1 or 2 takeaways	2-3
3 or more takeaways	0-0
More than 30:00 of possession	2-3
Less than 30:00 of possession	0-2

**AT THE START**

Opponent	Coin Toss	Choice	PSU 1st Drive	Opponent 1st Drive	Game Captains
Indiana	IND won	Defer- PSU receive	Three-and-out	Touchdown	Shaka Toney, Michal Menet, Jordan Stout, Lamont Wade
OHIO STATE	PSU won	Defer- OSU receive	Turnover on Downs	Touchdown	Shaka Toney, Michal Menet, Jonathan Sutherland, Pat Freiermuth
MARYLAND	MD won	Receive	Turnover on Downs	Touchdown	Shaka Toney, Michal Menet, Jonathan Sutherland, Pat Freiermuth
Nebraska	PSU won	Defer- NU receive	Interception	Touchdown	Shaka Toney, Michal Menet, Jonathan Sutherland, Pat Freiermuth
IOWA	PSU won	Receive	Punt	Field Goal	Shaka Toney, Michal Menet, Jesse Luketa, Jordan Stout
Michigan	UM won	Defer- PSU receive	TD	Turnover on Downs	Lamont Wade, Jonathan Sutherland, Ellis Brooks, Jesse Luketa
Rutgers	RU won	Defer- PSU receive	Turnover on Downs	Turnover on Downs	Jesse Luketa, Michal Menet, Jonathan Sutherland, Shaka Toney
MICHIGAN STATE					
Big Ten Champions Week					

## WINNINGEST PROGRAMS

In its 134th season of varsity football, Penn State has posted 900 victories to rank No. 8 in the nation. The Lions' success is not solely due to longevity though, as Penn State also ranks in the top 10 in all-time winning percentage.

As of Dec. 7, 2020

### TOTAL VICTORIES

1.	Michigan (141)	Big Ten	964
2.	Ohio State (131)	Big Ten	929
3.	Alabama (127)	SEC	925
4.	Texas (128)	Big 12	922
5.	Notre Dame (132)	Independent	918
6.	Oklahoma (124)	Big 12	915
7.	Nebraska (131)	Big Ten	904
8.	<b>PENN STATE (134)</b>	<b>Big Ten</b>	<b>900</b>
9.	USC (131)	Pac-12	851
10.	Tennessee (122)	SEC	848

### WINNING PERCENTAGE (YEARS - MIN. 25 IN D1)

1.	Boise State (53)	Mountain West	.732
2.	Ohio State (131)	Big Ten	.731
3.	Notre Dame (131)	Independent	.730
4.	Alabama (126)	SEC	.729
5.	Michigan (141)	Big Ten	.727
6.	Oklahoma (126)	Big 12	.726
7.	Texas (128)	Big 12	.704
8.	USC (127)	Pac-12	.699
9.	Nebraska (131)	Big Ten	.688
10.	<b>PENN STATE (134)</b>	<b>Big Ten</b>	<b>.687</b>

### ALL-TIME AP POLL RANKINGS (Weeks Ranked)

1.	Ohio State	Big Ten	931
2.	Michigan	Big Ten	873
3.	Oklahoma	Big 12	858
4.	Notre Dame	Independent	830
5.	Alabama	SEC	822
6.	USC	Pac-12	782
7.	Texas	Big 12	741
8.	Nebraska	Big Ten	730
9.	<b>PENN STATE</b>	<b>Big Ten</b>	<b>653</b>
10.	LSU	SEC	639

### WINNING WAYS

- Penn State is 44-16 over the past five seasons (2016-20), which is the 13th-best record in FBS and third-best in the Big Ten (Ohio State, 54-6; Wisconsin, 44-15).
- Dating back to 2015, Penn State has won 31 of its last 37 home games.
- Penn State's 129-59 record over the last 15 years (2006-20) ranks 14th in FBS and third in the Big Ten (Ohio State, 166-26; Wisconsin, 142-50).
- Head coach **James Franklin** has guided his teams to a winning record each of the last eight seasons (2 at Vanderbilt, 6 at Penn State).
- Since 2016, Franklin's 73.33 percent (44-16) winning percentage ranks seventh among current FBS coaches.

## OFFENSE NOTES

### FINDING SUCCESS ON THE GROUND

- With 248 rushing yards against Rutgers, the Nittany Lions reached the 200-yard mark for the fourth time this season.
- Penn State has rushed for at least 245 yards in three of its past four games.
- The Nittany Lions have scored seven rushing touchdowns in the last four games.
- RB **Keyvone Lee** gained a team-high 95 yards against Rutgers and has 229 yards over the last two games.
- Penn State has rushed for over 200 yards in at least four games in each of the last five seasons (2016-20).
- The Nittany Lions have gained 200 or more rushing yards 30 times in the James Franklin era. Penn State is 25-5 in those games.

### YOUNG WEAPONS STEPPING UP

- On the season, true freshmen have accounted for 1,024 total yards (35%) of Penn State's 2,888 yards.
- RB **Keyvone Lee** led PSU with 95 rushing yards against Rutgers.
- WR **Parker Washington** caught a 29-yard touchdown pass, while WR **KeAndre Lambert-Smith** tied for the team-lead with four catches.
- True freshmen accounted for 267 of Penn State's 417 total yards (64%) against Michigan.
- Against Michigan, TE **Theo Johnson**, Lee and Washington all started. It marked the first time in program history that Penn State started a freshman at all three of those positions.
- Lee rushed for a career-high 134 yards and a touchdown on a career-best 22 carries in his first career start.
- Washington hauled in nine catches for 93 yards, both career highs, at Michigan.
- Washington's nine receptions were the most by a PSU true freshman in program history.
- TE **Brenton Strange**, a redshirt freshman, made his presence felt against Iowa with a 28-yard touchdown reception in the third quarter.
- Lee leads PSU with 322 rushing yards. His three rushing touchdowns are tied for the team-lead while his 5.6 yards per carry paces the team. Lee's eight catches lead PSU running backs.
- Lee's 5.6 yards per carry are tied for tied for sixth among FBS freshmen.
- Washington ranks second on the team with 31 receptions, 378 receiving yards and four touchdowns.
- Lambert-Smith has 11 catches for 103 yards, while Johnson made his first two career catches against the Hawkeyes.
- RB **Caziah Holmes** has rushed for 142 yards and caught four passes.

### DOTSON DOWNFIELD

- WR **Jahan Dotson** has 22 career catches of 20 or more yards.
- Dotson has caught at least one pass in 27-straight games, dating back to the Indiana game in 2018.
- Dotson has at least one reception of 20 or more yards in six of seven games this season.
- Dotson hauled in a 68-yard touchdown reception against Iowa.
- Dotson has three career receiving touchdowns of 60 or more yards (68 vs. Iowa, 60 at Indiana 2020; 72 vs. Purdue, 2019).
- Dotson has five career touchdowns of 40 or more yards.
- Twenty-nine of Dotson's 38 receptions (76%) this season have gained a first down. That ranks fifth among players with at least 35 receptions this season.
- Against Iowa, Dotson posted his fourth career 100-yard receiving game with 139 yards. It was his third 100-yard game this season (Ohio State, Maryland).

### CLIMBING THE PASSING CHARTS

- In the win over Michigan, QB **Sean Clifford** became the 12th Penn State quarterback to reach the 4,000-yard career passing mark.
- Clifford has 4,215 career passing yards to sit 12th all-time at Penn State.
- Clifford's career passing efficiency rating of 143.4 currently ranks as the third-best in Penn State history.
- Clifford's career completion percentage of 59.3 currently ranks second in Penn State history.
- Clifford's 340 yards passing against Maryland ranks tied for 16th in a single game in program history, matching his own mark at Minnesota in 2019 and Christian Hackenberg's performance at Indiana in 2013.
- Clifford ranks tied for fifth all-time at Penn State with three games of 300 yards passing. He is tied with Daryl Clark (2006-09) after throwing for 340 yards against Maryland.
- Clifford ranks tied for 10th all-time at Penn State with nine career games of 200-plus yards passing. He is tied with Todd Blackledge (1980-82) and Wally Richardson (1992, 94-96).
- Clifford has 313 career completions, ranking him 12th all-time at Penn State.
- Clifford has attempted 528 career passes to rank 13th all-time at Penn State.
- Clifford attempted a program-record 57 passes against Maryland. The record was previously held by Christian Hackenberg (55; at Indiana, 2013).

See Records Watch on Pages 22-25

### TOUCHDOWN TOSSES

- QB **Sean Clifford** threw his 37th career touchdown pass against Rutgers, moving into a tie for ninth all-time at Penn State with Chuck Fusina (1975-78).
- Clifford has thrown for 12 touchdowns through the first seven games of the season.
- Eight of Clifford's 12 touchdown passes have gone for 20 or more yards.
- Clifford threw for 11 touchdowns in the first five games of the season. Since 2000, a Penn State quarterback has only thrown for 11 or more touchdowns through the first five games of a season on three occasions. Two of those have been by Clifford.
- Clifford passed for 12 touchdowns through the first five games of the 2019 campaign.
- Trace McSorley also threw 12 touchdowns in the first five contests of 2018.
- Clifford's 12 touchdown passes rank third in the Big Ten and 40th in the FBS. Clifford was one of 22 FBS quarterbacks to throw for 11 touchdowns in their first five games this season.
- Against Iowa, Clifford became the first Penn State quarterback to throw for touchdowns on back-to-back passes since McSorley at Illinois in 2018 (16-yard touchdown pass to Jwan Johnson; 21-yard touchdown pass to KJ Hamler in fourth quarter). In the third quarter, Clifford connected with Brenton Strange for a 28-yard score and then hit Jahan Dotson for a 68-yard score.
- Clifford had three passing touchdowns in each of the first three games this season, as well as two against Iowa, and has nine career games with three or more passing scores.
- Clifford's career passing TD percentage of 7.01 currently ranks fourth all-time at Penn State.
- Clifford has five career games with at least 250 passing yards and three passing touchdowns.

See Records Watch on Pages 22-25

**DOTSON'S IMPRESSIVE PRODUCTION**

- WR **Jahan Dotson's** 587 yards rank 20th nationally and his six touchdowns rank tied for 16th among teams who have played at least seven games. His 38 receptions rank 31st.
- Dotson is averaging 15.4 yards per reception (minimum 35 catches) through his first seven games of 2020, which ranks ninth nationally and third in the Power Five for a player's first seven games of the 2020 season.
- Dotson is one of five Power Five receivers to total at least 38 receptions, 585 yards receiving and six receiving touchdowns in their first seven games this season, joining Ole Miss' Elijah Moore (74 rec, 1,054 yards, 8 TD), Alabama's Devonta Smith (65 rec, 903 yards, 10 TD), LSU's Terrace Marshall Jr. (48 rec, 731 yards, 10 TD) and Purdue's David Bell (53 rec, 625 yards, 8 TD) and one of 10 in FBS.

**FBS Receivers Totaling At Least 38 Rec, 585 Yds.**

**& 6 TD in First Seven Games This Season**

Name	Yr.	Team	Rec.	Yds.	TD
Elijah Moore	JR	Ole Miss	74	1,054	8
Marlon Williams	SR	UCF	63	942	8
Devonta Smith	SR	Alabama	65	903	10
Jaelon Darden	SR	North Texas	58	882	12
Calvin Austin III	JR	Memphis	46	820	7
Jonathan Adams Jr.	SR	Arkansas State	52	737	8
Terrace Marshall Jr.	JR	LSU	48	731	10
Dax Milne	JR	BYU	42	706	6
David Bell	SO	Purdue	53	625	8
<b>Jahan Dotson</b>	<b>JR</b>	<b>Penn State</b>	<b>38</b>	<b>587</b>	<b>6</b>

- Since 2000, Dotson is the only Penn State receiver to total at least 38 receptions, 585 yards receiving and six receiving touchdowns in the first seven games of a season.
- Dotson's 587 receiving yards in the first seven games of the season are the fifth-most by a Nittany Lion, trailing Allen Robinson (878 yards, 2013), DaeSean Hamilton (686 yards, 2014) and Bryant Johnson (666 yards, 2002; 648 yards, 2001).
- He is one of six Big Ten receivers with at least three 100-yard receiving games this season.
- Dotson is one of 12 Penn State receivers with at least three 100-yard receiving games in a single season since 2000.
- Dotson was one of 22 players in the FBS and one of 14 in the Power Five to total at least 20 receptions, 350 receiving yards and five receiving touchdowns in the first three games since 2000, and the first in the Big Ten to complete the feat.
- Dotson was the first Penn State football player to have a touchdown catch in each of the first three games of a season since Allen Robinson accomplished the feat in 2013 (vs. Syracuse, Eastern Michigan, UCF).
- Dotson's five touchdowns in the first three games of the season tied the Penn State record set by Joe Jurevicius in 1997.
- Dotson recorded a career-high 144 receiving yards on a career-best eight catches against Ohio State, marking the most receiving yards for a Penn State Player since Chris Godwin recorded 187 yards vs. USC in the 2016 Rose Bowl.
- Dotson caught three touchdown receptions against Ohio State to become the first Penn State player with three touchdown receptions in a game since **Pat Freiermuth** (vs. Michigan State, 2019) and the first Nittany Lion receiver since DaeSean Hamilton (vs. Indiana, 2017).

**DOTSON LANDS ON BILETNIKOFF LIST**

- WR **Jahan Dotson** was tabbed as a midseason addition to the Biletnikoff Award Watch List.
- The Biletnikoff Award is presented annually to the season's most outstanding receiver, regardless of position.
- Dotson joined **TE Pat Freiermuth** on the 2020 Biletnikoff Award Watch List.
- The junior sits third in the Big Ten and ranks 30th nationally with six receiving touchdowns.
- Dotson's 587 receiving yards rank third in the Big Ten, and his 83.9 receiving yards per game rank seventh.
- Dotson was the 35th Nittany Lion to surpass 1,000 career receiving yards. He has 1,248 career receiving yards to rank 22nd in program history.

- Dotson and Freiermuth are the first Penn State 1,000-yard career receivers on the same squad since 2018 with DeAndre Thompkins and Juwan Johnson.
- Penn State WR Bobby Engram won the Biletnikoff Award in 1994. Engram was also a finalist for the award in 1995.

**TRUE FRESHMAN STANDOUT**

- Nationally among freshmen this season, WR **Parker Washington** ranks in the top 10 in receiving touchdowns, receptions per game and receiving yards per game.

Category	Total	Fr.	True Fr.
Receptions per Game	4.4	4th	4th
Receiving Touchdowns	4	T-6th	T-5th
Receiving Yards per Game	54.0	9th	6th

- Washington is the only FBS freshman with at least 31 catches, 375 receiving yards and four receiving touchdowns through the first seven games of the season.
- Washington is one of two FBS true freshmen with at least 31 catches, 375 receiving yards and four receiving touchdowns for the entire season, joining Pitt's Jordan Addison (57 rec, 652 yards, 4 TD in nine games).
- Washington is one of four Nittany Lions (five occasions) since 2000 to total at least 31 catches, 375 receiving yards and four receiving touchdowns in the first seven games of a season and the only freshman.

Name	Yr.	Elig.	Rec.	Yds.	TD
Allen Robinson	2013	JR	55	878	6
<b>Jahan Dotson</b>	<b>2020</b>	<b>JR</b>	<b>38</b>	<b>587</b>	<b>6</b>
KJ Hamler	2019	SO	32	563	7
Allen Robinson	2012	SO	47	563	8
<b>Parker Washington</b>	<b>2020</b>	<b>FR</b>	<b>31</b>	<b>378</b>	<b>4</b>

- Washington is one of four Big Ten freshmen since 2000 to total at least 31 catches, 375 receiving yards and four receiving touchdowns in the first seven games of a season

Name	Yr.	Team	Rec.	Yds.	TD
Rondale Moore	2018	Purdue	57	728	7
David Bell	2019	Purdue	39	635	4
John Standeford	2000	Purdue	40	490	5
<b>Parker Washington</b>	<b>2020</b>	<b>Penn State</b>	<b>31</b>	<b>378</b>	<b>4</b>

- Washington has totaled at least 70 yards receiving in four of his last five games. He earned career highs with nine catches for 93 yards at Michigan. He caught five passes for 70 yards at Nebraska, eight passes for 70 yards and two touchdowns against Maryland and four catches for 73 yards against Ohio State.
- Washington is the only true freshman to have four 70 or more-yard receiving games in his team's first seven games this season.
- Since 2000 at Penn State, only Washington, Allen Robinson (6, 2013; 5, 2012), Bryant Johnson (5, 2002; 4, 2001), **Jahan Dotson** (4, 2020), Chris Godwin (4, 2015), DaeSean Hamilton (4, 2014) and Geno Lewis (4, 2014) have had at least four 70-plus yard receiving games in the first seven games.
- Washington's nine catches at Michigan are the most in a game by a PSU true freshman.
- Washington's nine receptions were the most by a PSU freshman since DaeSean Hamilton's 14 receptions against Ohio State in 2014.
- Washington ranks seventh in the Big Ten with four TD catches.
- Washington's 378 yards receiving are the most by a Penn State true freshman through the first seven games of the season. The 378 yards are the third-most by Penn State freshman, behind DaeSean Hamilton (686 yards, 2014) and KJ Hamler (401 yards, 2018).
- In the Maryland game, Washington became the first Penn State true freshman to have two touchdown receptions in a game since **Pat Freiermuth** did so against Rutgers in 2018.
- Washington is the first true freshman wide receiver to start a season opener since Brandon Polk against Temple in 2015.

**SEASON HONORS**

**TARIQ CASTRO-FIELDS, CORNERBACK**  
Senior Bowl Invitation (Accepted)

**JAHAN DOTSON, WIDE RECEIVER**  
Biletnikoff Award Watch List (Midseason)

**KEYVONE LEE, RUNNING BACK**  
Big Ten Freshman of the Week (Michigan)

**MICHAEL MENET, OFFENSIVE LINE**  
Senior Bowl Invitation (Accepted)

**JAYSON OWEH, DEFENSIVE END**  
PFF National Team of the Week (Indiana)

**JOEY PORTER, JR, CORNERBACK**  
Big Ten Freshman of the Week (Rutgers)

**SHAKA TONEY, DEFENSIVE END**  
Senior Bowl Invitation (Accepted)

## COACHING STAFF POTW

The Penn State coaching staff chooses players of the week in all three phases. Here are their selections:

### OCT. 24 - INDIANA

- UTZ Defensive:.....Jayson Oweh
- PA Lottery Offensive:.....Pat Freiermuth
- D-Squad Offensive:.....Joseph Bruno & Nick Dawkins
- D-Squad Defensive:.....Max Chizmar & Robbie Dwyer
- D-Squad Special Teams:.....Trevor Baker

### OCT. 31 - OHIO STATE

- UTZ Defensive:.....Brandon Smith
- PA Lottery Offensive:.....Jahan Dotson
- D-Squad Offensive:.....Mason Stahl & Olu Fashanu
- D-Squad Defensive:.....Dylan Farronato & Dan Vasey
- D-Squad Special Teams:.....Ben Wilson

### NOV. 7 - MARYLAND

- UTZ Defensive:.....PJ Mustipher
- PA Lottery Offensive:.....Parker Washington
- D-Squad Offensive:.....Justin Kopko & Tyler Warren
- D-Squad Defensive:.....Enzo Jennings & Jake Wilson
- D-Squad Special Teams:.....Dylan Farronato

### NOV. 14 - NEBRASKA

- UTZ Defensive:.....Brandon Smith
- PA Lottery Offensive:.....Pat Freiermuth
- D-Squad Offensive:.....Jimmy Christ & Mason Stahl
- D-Squad Defensive:.....Tyler Elsdon & Aeneas Hawkins
- D-Squad Special Teams:.....Justin Weller

### NOV. 21 - IOWA

- UTZ Defensive:.....Shaka Toney
- PA Lottery Offensive:.....Jahan Dotson
- D-Squad Offensive:.....Trevor Baker & Tank Smith
- D-Squad Defensive:.....Cody Romano & Alex Furmanek
- D-Squad Special Teams:.....Jaden Seider

### NOV. 28 - MICHIGAN

- UTZ Defensive:.....PJ Mustipher
- PA Lottery Offensive:.....Keyvone Lee
- Special Teams:.....Drew Hartlaub
- D-Squad Offensive:.....Henry Fessler & Will Knutsson
- D-Squad Defensive:.....Dan Vasey
- D-Squad Special Teams:.....Tyler Elsdon

## MOVING THE BALL

- Penn State ranks second in the Big Ten in total offense, averaging 412.6 yards per game.
- The Nittany Lions registered 381 total yards against Rutgers, including 248 through the run.
- Dating back to the Rutgers game in 2019, Penn State has totaled at least 325 yards in nine straight games.
- The last time Penn State started a season with seven straight games above 325 yards was 2018.
- The Nittany Lions tallied 417 yards at Michigan, its fourth game with more than 400 yards of total offense this season (488 at Indiana, 434 vs. Maryland, 501 at Nebraska).
- Penn State's 501 yards of total offense at Nebraska was its most since the 529 it recorded in the 2019 Cotton Bowl vs. Memphis.
- Penn State ran 91 offensive plays at Nebraska, marking back-to-back games (Maryland) with 90 or more plays. The last time the Nittany Lions had back-to-back games with 90 or more plays came in 2012 (99 vs. Northwestern, 10/6/12; 90 vs. Iowa, 10/20/12).
- Penn State leads the Big Ten with 174 first downs.
- Penn State's 174 first downs are ranked the 15th-most by a team this season in its first seven games and the seventh-most among Power Five programs.
- Penn State's 174 first downs are second-most in its first six games since at least 2000. The Nittany Lions had 175 first downs in 2008.

## FORD AND TRUE FRESHMEN LEAD LAWNBOYZ

- With the losses of **Journey Brown** and **Noah Cain**, Penn State has relied on **Devyn Ford** as the starter with support from true freshmen **Caziah Holmes** and **Keyvone Lee**.
- The trio has combined for 162 carries for 738 yards and six touchdowns.
- Lee leads the trio with 322 yards and three touchdowns on 58 carries. He's averaging a team-high 5.6 yards per carry.
- Lee totaled 95 rushing yards on 17 carries at Rutgers. He has 229 rushing yards over his last two games.
- Lee rushed for 134 yards and a touchdown on 22 carries at Michigan. Lee had runs of 24 and 23 yards and scored on a 6-yard carry.
- Lee's 134 yards were the most by a PSU freshman since Saquon Barkley's 194 yards at Ohio State in 2015.
- At Nebraska, Holmes rushed for a career-high 50 yards on four carries, including a career-long 36-yard run.
- Ford has 274 yards and three touchdowns on 67 carries in the first seven games.
- Holmes has 37 carries for 142 yards.
- Lee scored his first career touchdown at Nebraska on a career-long 31-yard burst in the third quarter, and also set then-career highs with 49 yards on eight carries.

## CONSISTENT TARGETS

- TE **Pat Freiermuth** has a reception in his last 29 games (all but his first career game), the fifth-longest active streak in FBS and tied for the longest among tight ends through November 14.
- Freiermuth's 29-straight games with a catch is a school record for consecutive games with a reception by a tight end.

### Most Consecutive Games with a Reception (Nov. 14)

#	Polis	First-Last
1.	Justin Hall, Ball State	38
2.	JD Spielman, Nebraska/TCU	36
3.	CT Thomas, Boise State	34
4.	Rashod Bateman, Minnesota	30
5.	<b>Pat Freiermuth, Penn State (TE)</b>	<b>29</b>
	Jake Ferguson, Wisconsin (TE)	29
	Cornelius McCoy, Georgia State	29
	Marquez Stevenson, Houston	29
	Austin Trammell, Rice	29
10.	Emeka Emezie, NC State	28

- WR **Jahan Dotson** has caught at least one pass in 27-straight games, dating back to the Indiana game in 2018.
- WR **Parker Washington** has caught at least one pass in all seven games of his career.

## DUAL THREAT

- QB **Sean Clifford** ranks fourth in the Big Ten with 234.6 yards of total offense per game.  
**See National Nits on Page 8**
- Clifford's 4,890 career total offense yards rank 12th all-time at Penn State.
- Clifford has 44 career touchdowns responsible for to rank 10th all-time at Penn State.
- Clifford has 675 career rushing yards to rank third all-time at Penn State in rushing yards by a quarterback.
- Clifford has surpassed 350 yards of total offense twice this season, totaling 357 at Indiana and 366 against Maryland. In his career, those efforts only trail a 452-yard game at Maryland (2019) and a 379-yard game at Minnesota (2019).
- Clifford ran for a career-best 119 yards on 17 carries at Indiana. It was his first career 100-yard rushing game and Penn State's first 100-yard rushing game by a quarterback since Will Levis ran for 108 yards against Rutgers in 2019.
- Clifford has seven career rushes over 20 yards, including a 28-yard touchdown run at Michigan.
- Clifford scored on a 35-yard run at Indiana. It was Clifford's second career rushing touchdown over 30 yards, joining his 38-yard run against Indiana in 2019.  
**See Records Watch on Pages 22-25**

## LEVIS SEES ACTION

- QB **Will Levis** gained 65 yards on 17 carries at Rutgers.
- Levis rushed for 25 yards and a touchdown against Michigan. He scored on a 2-yard run in the fourth quarter.
- Levis made his second career start against Iowa, completing 13-of-16 passes for 106 yards and rushed for 34 yards on 13 carries.
- On the Nittany Lions' scoring drive in the first quarter, Levis connected on six passes and rushed for 44 yards.
- Levis ranks 12th all-time at Penn State with 374 career rushing yards as a quarterback.
- Levis entered in the second quarter at Nebraska for his first extended action since starting against Rutgers to close out the 2019 regular season.
- Levis completed 14-of-31 passes for 219 yards at Nebraska. He set career highs for completions, attempts and yards.
- Levis rushed for 61 yards while tying a career high with 18 carries.
- Levis completed three passes of 20 or more yards, including a career-long 74 completion to **Pat Freiermuth** in the fourth quarter.

## FREIERMUTH'S SEASON ENDED

- TE **Pat Freiermuth** underwent season-ending surgery after Iowa week for an injury suffered in the Ohio State game.
- Freiermuth concluded his 2020 campaign with 23 catches for 310 yards and a touchdown.
- Freiermuth's 77.5 receiving yards per game ranks third among FBS tight ends this season.
- The junior has caught a pass in 29-straight games, dating back to the Pitt game (9/8/18), which is the nation's second-longest active streak among tight ends.
- Freiermuth's 29-straight games with a catch is a school record for consecutive games with a reception by a tight end.
- His 1,185 career receiving yards currently rank 26th in program history and third among tight ends. He became the 34th Nittany Lion and seventh Penn State tight end to accumulate 1,000 career receiving yards.
- Freiermuth's 16 career touchdown receptions are the most all-time by a PSU tight end and rank eighth overall in program history.
- Freiermuth earned a spot on the Walter Camp Foundation's Preseason All-American team, presented by Marcum LLP.

**TE TARGET**

- TE **Pat Freiermuth** owns 92 career receptions, sitting 20th all-time and second among tight ends (Mike Gesicki, 129) at Penn State.
- Freiermuth had a career-high 113 yards receiving at Nebraska for his second career 100-yard receiving game. It included a career-long 74-yard reception in the fourth quarter to set up a Nittany Lion touchdown.

**TOUCHDOWNS FOR THE TIGHT END**

- TE **Pat Freiermuth** owns the Penn State career record for receiving touchdowns by a tight end with 16 career touchdown grabs. He broke a tie with Mike Gesicki (2014-17) with a touchdown catch at Indiana.
- Freiermuth's 16th career touchdown grab at Indiana moved him into a tie for eighth all-time in receiving touchdowns at Penn State with O.J. McDuffie (1988-92). Freiermuth moved past **Terry Smith** (1988-91), Joe Jurevicius (1994-97) and Gesicki.
- Freiermuth had seven touchdowns last season to rank fourth in FBS among tight ends. Among all positions, he ranked tied for seventh in the Big Ten.
- TE **Brenton Strange** caught his first career touchdown reception, a 28-yard catch, against Iowa.

**PILING UP THE POINTS**

- Penn State has scored 40 points 19 times since 2016.
- By comparison, from 2008 until 2015, the Nittany Lions had 18 40-point outings.

**Scoring Benchmarks Since 2016 (60 games)**

Pts.	#	Last
50+	11	Dec. 28, 2019; vs. Memphis (W, 53-39)
40+	19	Dec. 28, 2019; vs. Memphis (W, 53-39)
30+	36	Oct. 24, 2020; at Indiana (L, 35-36 OT)
20+	53	Dec. 5, 2020; at Rutgers (W, 23-7)

**DEPTH TESTED AT RUNNING BACK**

- RB **Journey Brown** announced his medical retirement from football due to hypertrophic cardiomyopathy on Nov. 11, while RB **Noah Cain** suffered a season-ending injury on the first drive of the season at Indiana.
- Brown was on the 2020 Doak Walker, Hornung and Maxwell Award preseason watch lists, while Cain was also on the Doak Walker list.
- Brown finishes his career with the Nittany Lions having played 22 games, rushing for 934 yards on 137 attempts (6.8 average) and 13 touchdowns. In the final five games of his career, he ran for 593 yards on 78 carries (7.6) with seven touchdowns.
- Brown averaged 6.89 yards per carry in 2019 for the Nittany Lions, ranking fifth all-time at Penn State, while his 12 rushing touchdowns finished tied for 13th at PSU.
- Penn State ran for 396 yards in the Cotton Bowl, a program-record for a bowl game and the second-most in Cotton Bowl history, and Brown was a big part of that. The Meadville, Pa, native set a Penn State bowl record with 202 yards in the Cotton Bowl vs. Memphis (12/28/19), topping Saquon Barkley's 194 yards in the 2017 Rose Bowl. The 202-yard rushing mark ranks sixth in Cotton Bowl history and he set a Penn State bowl record with 12.6 yards per carry in the game, shattering the previous mark of 8.6 yards per carry set by Curt Warner in the 1980 Fiesta Bowl.
- Cain set a Penn State freshman record last season with eight rushing touchdowns, passing D.J. Dozier (1983) and Saquon Barkley's (2015) seven. He also became the first Penn State freshman to run for 100 yards in back-to-back games (105 yards vs. Purdue; 102 yards at Iowa) since Barkley in 2015.

**DEFENSE NOTES**

**LIMITING THE YARDS**

- The Nittany Lions held Rutgers to just 205 total yards.
- It marked the 40th time keeping an opponent under 300 total yards in the James Franklin era. PSU has the seventh-most games holding opponents under 300 total yards since 2014.
- Penn State held Rutgers to zero or negative yards on 24 of 64 plays on Saturday and 1 or less yard on 29 plays (45.3 percent).
- Rutgers' first six drives resulted in four three-and-outs and two turnovers.
- The Nittany Lions held Rutgers to 43 yards in the first half, the fewest allowed by the Penn State defense in a half since limiting Maryland to 34 yards in the second half in 2019.
- Penn State allowed zero plays of 20 or more yards on defense or special teams for the first time since doing so against Eastern Michigan in 2013.
- Penn State ranks fourth in the Big Ten and 17th nationally allowing 327.4 yards per game.
- The 205 yards allowed at Rutgers marked the fourth time this season Penn State had held an opponent under 300 yards of offense (211 at Indiana, 298 at Nebraska, 286 at Michigan).

**VIRTUAL VALLEY**

**VIRTUAL VALLEY EXPERIENCE**

- Penn State Athletics announced the Virtual Valley Experience as a way to virtually bring Nittany Lion fans to football game days, including having a presence in Beaver Stadium. Virtual Valley will also give fans behind-the-scenes access to the Penn State football program all season long.
- Due to the ongoing COVID-19 pandemic, tailgating or gathering on campus and/or in University parking lots is not permitted and will be monitored closely. If fans choose to gather at their home, Penn State recommends following local health and safety guidelines as Nittany Nation virtually comes together on football Saturdays. The Virtual Valley Experience website will be updated weekly. Visit the site at [GoPSUsports.com/virtualvalley](http://GoPSUsports.com/virtualvalley) to find out more.
- Athletics is encouraging fans to participate in any of the three options to have a presence in Beaver Stadium, by purchasing a fan cutout or participating in the Raise the Song virtual campaign or posting their photos on social using #PSUPride.
- Fans can purchase cutouts of themselves to be placed inside Beaver Stadium for the entire 2020 football season. Cutouts are \$85 for the first cutout, \$75 for each additional cutout (up to three additional cutouts) and \$65 for Penn State students for the season.
- Portions of the net proceeds from this initiative will be donated to THON, as well as Penn State equity and inclusion programs: Bunton-Waller scholarship program and Multicultural Faculty Development Support Funds. The Bunton-Waller scholarship is named in honor of Mildred Settle Bunton (1932), recognized as the first African American woman to graduate from Penn State, and Calvin Hoffman Waller (1904), believed to be Penn State's first African American graduate. The scholarship is given to students who enhance the broad and diverse student population at PSU.
- The cutouts will be placed inside Beaver Stadium and visible to the student-athletes. Traditionally for the biggest games of the season, fans are asked to Penn State White Out gear to create the greatest atmosphere in college football. While this season will be different, we are still asking fans to wear their Penn State White Out gear in their submitted image. For more information and to purchase your fan cutouts, visit [www.gopsusports.com/cutouts](http://www.gopsusports.com/cutouts).
- The Raise the Song virtual campaign asks Penn State fans to submit videos of themselves cheering on the Nittany Lions. Those videos will be used in-stadium on game day to support our student-athletes. Videos may also be featured during virtual programming or on Penn State Athletics social media accounts. Fans can submit their videos at: [www.gopsusports.com/raisethesong](http://www.gopsusports.com/raisethesong).
- The long-running Penn State Coaches Show featuring James Franklin presented by Pepsi airs Thursday evenings at 6 p.m. and is available on Penn State Sports Network affiliates and LionVision. On game days, the Penn State Sports Network pregame and postgame shows will air on network affiliates, as well as LionVision, and features Steve Jones and Jack Ham. The postgame show is presented by the PA Propane Foundation.
- The Unrivaled Pregame Show airs at 8 a.m. each week. This new show will bring the game day experience into fans' homes by highlighting the traditions and fan experiences which make Penn State the best game experience in the country. The Unrivaled Postgame Show, returning for its second season, recaps the game with coach and student-athlete interviews. Both programs are available to fans for free on LionVision, Facebook LIVE and Twitter.

**Additional virtual initiatives for the 2020 football season include:**

- Fan Photos on Beaver Stadium Videoboard – Fans can show their support of Penn State football student-athletes by posting photos on Twitter and Instagram using the hashtag #PSUPride. Photos will be featured on the videoboards in Beaver Stadium during home games and on the Virtual Valley Experience website.
- Unrivaled Podcast – Unrivaled: The Official Podcast of Penn State Football, returns for its second season with new episodes each Thursday.
- Virtual Tailgate of the Game Contest – Each game day, fans will be asked to share photos of their socially distant or virtual tailgates on social media, using #PSUTailgate. The fans showing the most Penn State spirit will be selected as the Tailgate of the Game and claim a prize from the Nittany Lion Club.
- Behind the Mic – The Penn State Sports Network brings fans into the radio booth with Steve Jones and Jack Ham. Watch and listen to Steve and Jack as they broadcast the game. Please note, this video feed does not show the game.
- Halftime Trivia Contest – Each week at halftime of the game, fans will have the opportunity to participate in the Penn State Football-themed trivia contest.
- Nittany Lion Club Tailgate Cookbook Recipe of the Week – The Nittany Lion Club will feature its Recipe of the Week each Wednesday.
- Zoom Backgrounds – Penn State Athletics has a variety of virtual Zoom backgrounds, including tailgate lot views, available on [GoPSUsports.com](http://GoPSUsports.com).

**Virtual Valley Experience Game Week Schedule**

<b>Tuesday</b>	12:30 p.m.	Head Coach James Franklin's Weekly Press Conference	LionVision/Facebook LIVE
<b>Wednesday</b>	-	Nittany Lion Club Tailgate Cookbook Recipe of the Week	@NittanyLionClub social channels
<b>Thursday</b>	-	PSECU Game Preview	@PennStateFBall social channels
	-	Unrivaled: The Official Podcast of Penn State Football	@PennStateFBall social channels
	6 p.m.	Penn State Coaches Show featuring James Franklin presented by Pepsi	LionVision/PSSN Affiliates
<b>Friday</b>		Game Preview with Head Coach James Franklin	@PennStateFBall social channels
<b>Saturday</b>	8 a.m.	Unrivaled Pregame Show	LionVision/Facebook LIVE/Twitter
	1.5 hrs. before kickoff	Penn State Sports Network Pregame Show	LionVision/PSSN Affiliates
		Nittany Lion Club's Virtual Tailgate of the Game Contest	@GoPSUsports social channels
		Penn State Sports Network Radio Broadcast	LionVision/PSSN Affiliates
	Kickoff	Behind the Mic Stream with Steve Jones & Jack Ham	LionVision/GoPSUsports Facebook LIVE
	Kickoff	Halftime Trivia Contest	@GoPSUsports social channels
	Postgame	Unrivaled Postgame Show	Facebook LIVE/Twitter
	Postgame	Penn State Sports Network Postgame Show	LionVision/PSSN Affiliates
		Presented by PA Propane Foundation	

## PRESEASON HONORS

### JOURNEY BROWN, RUNNING BACK

#### Watch List

Maxwell Award Watch List (National Player of the Year)

Paul Hornung Award Watch List (Most Versatile)

Doak Walker Award Watch List (Top RB)

#### Preseason All-Conference

Athlon All-Big Ten (1st Team)

Phil Steele All-Big Ten (1st Team)

### NOAH CAIN, RUNNING BACK

Doak Walker Award Watch List (Top RB)

### TARIQ CASTRO-FIELDS, CORNERBACK

Athlon All-Big Ten (2nd Team)

Phil Steele All-Big Ten (1st Team)

### SEAN CLIFFORD, QUARTERBACK

#### Watch List

Davey O'Brien Award Watch List (Top QB)

Johnny Unitas Golden Arm Award Watch List (Top Graduating QB)

Manning Award Watch List (Top QB)

Wuerffel Trophy Watch List (Community)

#### Preseason All-Conference

Athlon All-Big Ten (3rd Team)

Phil Steele All-Big Ten (3rd Team)

### JAHAN DOTSON, WIDE RECEIVER

Athlon All-Big Ten (3rd Team)

Phil Steele All-Big Ten (3rd Team)

### JAMES FRANKLIN, HEAD COACH

Bobby Dodd Trophy Watch List (Top Coach)

### PAT FREIERMUTH, TIGHT END

#### Watch List

John Mackey Award Watch List (Top TE)

Biletnikoff Award Watch List (Top Receiver)

#### Preseason All-America

AP Preseason All-America (1st Team)

Athlon Sports Preseason All-America (1st Team)

USA Today Preseason All-America (2nd Team)

Walter Camp Preseason All-America (2nd Team)

Phil Steele All-America (1st Team)

#### Preseason All-Conference

Big Ten Player to Watch

Athlon All-Big Ten (1st Team)

Phil Steele All-Big Ten (1st Team)

### WILL FRIES, OFFENSIVE LINE

Phil Steele All-Big Ten (3rd Team)

### MICHAL MENET, OFFENSIVE LINE

Rimington Watch List (Top C)

#### Preseason All-Conference

Athlon All-Big Ten (3rd Team)

Phil Steele All-Big Ten (3rd Team)

### PJ MUSTIPHER, DEFENSIVE TACKLE

Athlon All-Big Ten (2nd Team)

### JAYSON OWEH, DEFENSIVE END

Phil Steele All-Big Ten (2nd Team)

### JAKE PINEGAR, KICKER

Lou Groza Award Watch List (Top K)

### SHAKA TONEY, DEFENSIVE END

Nagurski Award Watch List (Defensive Player of the Year)

Athlon All-Big Ten (1st Team)

Phil Steele All-Big Ten (1st Team)

### LAMONT WADE, SAFETY

#### Watch List

Jim Thorpe Award Watch List (Top DB)

#### Preseason All-Conference

Athlon All-Big Ten (2nd Team)

Phil Steele All-Big Ten (2nd Team)

## AIR CONTROL

- The Nittany Lions' passing defense ranks second in the Big Ten and 22nd in the country allowing 191.7 yards per game.
- Penn State gave up only 122 passing yards against Rutgers.
- The Nittany Lions have allowed less than 200 passing yards in five of seven games this season, tied for the third-most among FBS teams through their first seven games this year.
- Penn State allowed just 112 passing yards against Michigan.
- The Nittany Lions have allowed less than 200 passing yards in 50 games since 2014, tied for the fifth-most among FBS teams.

## STOPPING THE RUN

- Penn State ranks fifth in the Big Ten and 37th nationally allowing 135.7 yards per game on the ground.
- The Nittany Lions limited Rutgers to 83 yards rushing, the 33rd time holding an opponent under 100 yards rushing since 2014. Penn State is 27-6 in those games.
- Indiana attempted only 26 rushes against Penn State, tied for the sixth-lowest by any opponent in the James Franklin era.
- Penn State limited Indiana to 41 yards rushing, the fewest allowed in the conference during the opening week.

See Statistical Highs & Lows on Page 6

## ALLOWING FEW POINTS

- Penn State held Rutgers to seven points, marking the 21st time holding an opponent to seven or less points since 2014. That is tied for the fourth-most among FBS teams.
- Fifteen of the 21 times holding opponents to seven or less points have come against Big Ten opponents.

## BALANCED DEFENSIVE EFFORT

- One of the strengths of the Penn State defense this season is a balanced effort in getting to the ball carrier.
- Seven players have at least 30 tackles on the season, led by LB **Ellis Brooks'** 48 stops. Nine players own at least 20 tackles.
- LB **Jesse Luketa** has tallied 45 tackles, while S **Jaquan Brisker** has collected 41 stops. DE **Jayson Oweh** has 38 tackles and S **Lamont Wade** owns 30.
- Four players have recorded double-digit tackle games this season: Brooks (11 vs. Ohio State), Oweh (10 vs. Maryland), Wade (10 vs. Iowa) and Luketa (10 vs. Rutgers).
- It has also been a balanced effort to stop plays behind the line of scrimmage. Twenty-one players have contributed to Penn State's 42 tackles for loss this season.
- Oweh holds the team-lead with 6.5 tackles for loss. DE **Shaka Toney** owns 5.5 tackles for loss and LB **Brandon Smith** has five.

## PORTER WINS BIG FRESHMAN AWARD

- CB **Joey Porter Jr.** was named Big Ten Freshman of the Week on Monday.
- The Nittany Lions have earned back-to-back Big Ten Freshman of the Week awards after RB **Keyvone Lee** claimed the honor for his performance at Michigan.
- Porter collected a career-best six tackles, including four solo, in the win over Rutgers.
- Porter added a solo tackle for the loss, his second of the season.
- On the year, Porter ranks sixth on the team, and third among defensive backs, with 30 tackles. He also has four pass breakups.
- The last Penn State defensive player to win Big Ten Freshman of the Week was DE **Jayson Oweh** on October 28, 2019.

## BEHIND THE LINE

- Penn State's 2.14 sacks per game rank fifth in the Big Ten.
- Penn State's 14 sacks have been tallied by 10 different players.
- The Nittany Lions tallied 10 tackles for loss and three sacks against Iowa.
- Penn State registered its 23rd game with 10 or more tackles for loss in the James Franklin era.
- DE **Shaka Toney** notched three tackles for loss, two sacks and a forced fumble against Iowa.
- It was Toney's second game with multiple sacks this season. He also had two at Indiana.

- Toney has collected two or more sacks in five career games and has recorded two or more sacks in a quarter three times in his career (2018 at Indiana, 2019 vs. Purdue, 2020 at Indiana).
  - It marks the second straight season that Toney has had at least 4.0 sacks through the first five games of the season. He had 5.0 in the first five contests of 2019.
  - Toney has 19.5 career sacks, tied for 10th all-time at Penn State, passing Bob White, Don Graham, Yetur Gross-Matos, Jay Alford, LaVar Arrington and Bruce Clark.
  - Toney also has 27.5 career tackles for loss. He has seven career games with at least two tackles for loss.
  - Penn State's 3.18 sacks per game over the last five years (2015-20) trail only Clemson (3.35).
  - Penn State's 232 sacks over the last six years (2015-20) are third only to Clemson (281) and Alabama (240).
  - Over the last six years, Penn State has cumulated a 9.00 percent sack percentage (232 sacks on 2,699 plays), which ranks third behind Clemson (10.20%) and Michigan (9.39%).
  - PSU posted five consecutive 40-plus sack seasons for the first time in program history after totaling 45 last season, 47 in 2018, 42 in 2017, 40 in 2016 and 46 in 2015.
- See National Hits on Page 8

## OWEH LEADS D-LINE

- DE **Jayson Oweh** is averaging 5.4 tackles per game to rank 18th in the FBS and fourth in the Big Ten among defensive linemen.
- His 38 tackles rank fourth on the team and Oweh holds the team-lead with 6.5 tackles for loss.
- Oweh's 38 tackles are the most in the first seven games of a season by Penn State defensive lineman since Daquan Jones and Austin Johnson had 40 tackles in 2013 and 2015, respectively.
- Oweh has 30 tackles over the last five weeks, including nine at Nebraska, a career-best 10 tackles the previous week against Maryland and six against Iowa.
- Before the Maryland game, Oweh set what was then a career-high of six tackles against Ohio State.
- Oweh had a tackle for loss in four straight games between the Ohio State and Iowa games.
- Oweh is the first Penn State defensive lineman with 10 or more tackles in a game since Yetur Gross-Matos against Indiana in 2018 (10 tackles).

## LINEBACKER U'S NEW CLASS

- Penn State has three new starters at linebacker this season after Micah Parsons opted-out of the season and Cam Brown and Jan Johnson both exhausted their eligibility and moved on to the NFL.
- Brown (26 starts, 199 tackles), Johnson (26, 150 tackles) and Parsons (13, 192 tackles) combined for 65 starts and 541 tackles in their careers.
- Penn State's primary 2020 starting trio of **Ellis Brooks** (0 starts, 69 tackles), **Brandon Smith** (0 starts, 14 tackles) and **Jesse Luketa** (2 starts, 31 tackles) entered the season combining for two starts and 114 tackles in their careers.
- Brooks holds the team lead this season with 48 stops. Luketa ranks second with 45. Smith ranks third on the team with 5.0 tackles for loss.
- Luketa registered a career-high 10 tackles at Rutgers.
- Brooks recorded his 100th career tackle at Nebraska and set a career high with 11 tackles against Ohio State.
- Brooks has 4.5 tackles for loss and tallied his first sack of the season at Nebraska.
- At Nebraska, Smith tallied a career-high six tackles and his first career interception in the fourth quarter.

**FUMBLE!**

- LB **Ellis Brooks** forced a fumble at Rutgers, resulting in LB **Jesse Luketa's** first career fumble recovery.
- S **Drew Hartlaub** recovered a fumble on a muffed punt return against Michigan. It was his second career fumble recovery.
- Penn State forced two fumbles against Iowa. One came on a strip-sack in the third quarter by DE **Shaka Toney**, his fourth career forced fumble. The second fumble came on a botched snap, which was recovered by S **Lamont Wade** and setup a Penn State touchdown.
- Wade ranks seventh in the nation and second in the Big Ten with two fumble recoveries this season.
- LB **Lance Dixon** forced his first career fumble against Ohio State and LB **Ellis Brooks** did the same at Indiana.
- Last season, Penn State led the FBS with 22 forced fumbles, totaling its most forced fumbles since tallying a team-record 25 in 1968.
- Wade tied a Big Ten record and led FBS for the year with three forced fumbles in a game at Ohio State.

**SPECIAL TEAMS**

**STOUT FROM 50**

- K/P **Jordan Stout** hit a 50-yard field goal as time expired in the first half against Ohio State for his third career field goal of 50 yards or longer (53-yard field goal vs. Idaho, 2019; 57-yard field goal vs. Pitt, 2019).
  - With three career field goals of 50 or more yards, Stout ranks second all-time at Penn State. He is tied with Kevin Kelly (2005-08) and Massimo Manca (1982, 84-86). Chris Bahr (1973-75) holds the program record with six career 50 or more yard field goals.
  - Stout also booted a 56-yard punt against Ohio State for his first career punt of more than 50 yards.
  - Stout made a 47-yard field goal at Rutgers.
- See Records Watch on Pages 22-25**

**PINEGAR CLIMBING KICKING CHARTS**

- K **Jake Pinegar** has converted 35 career field goals to rank 13th all-time at Penn State.
  - Pinegar has 47 career field goal attempts, which is 13th on the program's all-time list.
  - Pinegar has made 124 extra points, which ranks fifth all-time at Penn State.
  - Pinegar ranks 11th on Penn State's career scoring list with 229 career points. With nine points at Michigan, Pinegar passed Larry Johnson (1999-02) for 11th all-time.
  - Pinegar has scored double-digit points on six occasions, last doing so at Nebraska (11).
- See Records Watch on Pages 22-25**

**SUTHERLAND HIGHLIGHTS PENN STATE NUMBER CHANGES**

- A new tradition begins at Penn State as the No. 0 will be worn by the team's special teams leader. This season, it will be **Jonathan Sutherland**.
- The No. 0 announcement was made following practice on Oct. 17. Sutherland was presented with his new jersey in Beaver Stadium.
- Sutherland was twice named as the Coaching Staff's Special Teams Player of the Week last season, blocking a pair of punts in the season opener against Idaho and making a pair of tackles in punt coverage against Pitt, respectively.
- Additionally, five Nittany Lions are wearing new numbers in 2020: **Jaquan Brisker** (1), **Cam Sullivan-Brown** (6), **Sebastian Costantini** (29), **Grayson Kline** (89) and **Bradley King** (93).

**SEASON NOTES**

**LEE EARNS BIG HONOR**

- RB **Keyvone Lee** was named Big Ten Freshman of the Week after the Michigan game.
- Lee made his first career start against Michigan and took full advantage of the opportunity, rushing for a career-high 134 yards and a touchdown on a career-best 22 carries.
- Lee's 134 yards were the most by a Penn State freshman since Saquon Barkley's 194 yards at Ohio State in 2015.
- Lee had runs of 24 and 23 yards and scored on a 6-yard rush. He gained 39 yards on PSU's opening drive.

**THREE ACCEPT SENIOR BOWL INVITES**

- CB Tariq Castro-Fields, OL Michal Menet and DE Shaka Toney have all accepted invites to play in the Senior Bowl.
- The 2021 Senior Bowl will be held on January 30 in Mobile, Ala.
- They are three of 126 Penn State players to be invited to the Senior Bowl.
- LB Cam Brown and DT Robert Windsor played in the 2020 game.

**S-ZONE**

- Penn State's iconic S-Zone is a staple of college football and has taken many forms over the years. This year, thanks to the Lion Ambassadors, the Penn State Alumni Association's student alumni corps, the S-Zone is a banner stretching across 800 seats above the team tunnel at Beaver Stadium.
- Through a partnership with the Penn State Alumni Association, Blue & White Society, and Lion Ambassadors, the banner honors the Class of 2020 and Class of 2021 and features the names of members of those classes.
- This S-Zone banner is designed to celebrate and pay homage to both of these classes, who saw their Penn State experiences altered significantly in this past year. In the absence of fans, it also will help to show support for Penn State's student-athletes and coaches who will compete in Beaver Stadium this season.
- The banner is in place in Beaver Stadium through the end of this 2020 season.

**OVERTIME OVER TIME**

- College football introduced overtime during the bowl season in 1995 and adopted it for regular season games in 1996. Since then, Penn State has played 14 overtime games, including six over the 2012-14 seasons.
- Nine of the 14 overtime tilts have come at home, three in true road games, one in the 2006 Orange Bowl and one in the 2014 Pinstripe Bowl.
- Penn State is 8-6 all-time in overtime games, with a 5-4 record at Beaver Stadium, 1-2 mark in true road games and 2-0 ledger at a neutral site.
- Penn State's first two overtime contests came vs. Iowa in 2000 and 2002 at home. The Nittany Lions dropped their first three contests that went to the extra period, but won five straight overtime contests before falling to Nebraska on Nov. 23, 2013.
- Penn State's all-time overtime games:

Date	Opponent	Score
11/4/00	IOWA (20T)	L, 23-26
9/28/02	IOWA	L, 35-42
10/12/02	at Michigan	L, 24-27
1/3/06	vs. Florida State (30T) <sup>1</sup>	W, 26-23
10/7/06	at Minnesota	W, 28-27
11/24/12	WISCONSIN	W, 24-21
10/12/13	MICHIGAN (40T)	W, 43-40
11/2/13	ILLINOIS	W, 24-17
11/23/13	NEBRASKA	L, 20-23
10/25/14	OHIO STATE (20T)	L, 24-31
12/27/14	vs. Boston College <sup>2</sup>	W, 31-30
10/2/16	MINNESOTA	W, 29-26
9/1/18	APPALACHIAN STATE	W, 45-38
10/24/20	at Indiana	L, 35-36

1 - Orange Bowl, 2 - Pinstripe Bowl

**MEDICAL PROTOCOLS**

The Big Ten Council of Presidents and Chancellors (COP/C) adopted significant medical protocols including daily antigen testing, enhanced cardiac screening and an enhanced data-driven approach when making decisions about practice/competition. The COP/C voted unanimously to resume the football season starting the weekend of October 23-24, 2020. The decision was based on information presented by the Big Ten Return to Competition Task Force, a working group that was established by the COP/C and Commissioner Kevin Warren to ensure a collaborative and transparent process.

The Big Ten is requiring student-athletes, coaches, trainers and other individuals that are on the field for all practices and games to undergo daily antigen testing. Test results must be completed and recorded prior to each practice or game. Student-athletes who test positive for the coronavirus through point of contact (POC) daily testing would require a polymerase chain reaction (PCR) test to confirm the result of the POC test.

Each institution has designated a Chief Infection Officer (CInO) who will oversee the collection and reporting of data for the Big Ten Conference. Team test positivity rate and population positivity rate thresholds will be used to determine recommendations for continuing practice and competition.

All COVID-19 positive student-athletes will have to undergo comprehensive cardiac testing to include labs and biomarkers, ECG, Echocardiogram and a Cardiac MRI. Following cardiac evaluation, student-athletes must receive clearance from a cardiologist designated by the university for the primary purpose of cardiac clearance for COVID-19 positive student-athletes. The earliest a student-athlete can return to game competition is 21 days following a COVID-19 positive diagnosis.

In addition to the medical protocols approved, the 14 Big Ten institutions will establish a cardiac registry in an effort to examine the effects on COVID-19 positive student-athletes. The registry and associated data will attempt to answer many of the unknowns regarding the cardiac manifestations in COVID-19 positive elite athletes.

The Big Ten Conference will use data provided by each Chief Infection Officer (CInO) to make decisions about the continuation of practice and competition, as determined by team positivity rate and population positivity rate, based on a seven-day rolling average:

Team positivity rate (number of positive tests divided by total number of tests administered):

- Green 0-2%
- Orange 2-5%
- Red >5%

Population positivity rate (number of positive individuals divided by total population at risk):

- Green 0-3.5%
- Orange 3.5-7.5%
- Red >7.5%

Decisions to alter or halt practice and competition will be based on the following scenarios:

- Green/Green and Green/Orange: Team continues with normal practice and competition.
- Orange/Orange and Orange/Red: Team must proceed with caution and enhance COVID-19 prevention (alter practice and meeting schedule, consider viability of continuing with scheduled competition).
- Red/Red: Team must stop regular practice and competition for a minimum of seven days and reassess metrics until improved.

COACHING STAFF NOTES

COACHING STAFF CHANGES

- Penn State added offensive coordinator/quarterbacks coach **Kirk Ciarrocca**, defensive line coach **John Scott Jr.**, wide receivers coach **Taylor Stubblefield** and offensive line coach **Phil Trautwein**.
- Ciarrocca spent the last three seasons as offensive coordinator and quarterbacks coach at Minnesota. In 2019, the Golden Gophers posted a 10-win regular season for the first time since 1905, thanks in part to the third-highest scoring offense in program history and the second-most passing yards in a season by the Gophers.
- Scott joins the Nittany Lions after spending the previous three seasons in the SEC. He was the defensive line coach during the 2019 season at South Carolina and spent previous two seasons at Arkansas as the defensive tackles coach in 2018 and defensive line coach in 2017.
- Stubblefield comes from the University of Miami, where he was the wide receivers coach. Stubblefield is no stranger to the Big Ten, as he was a consensus All-American wide receiver as a player at Purdue. He finished his career with an NCAA-record 325 receptions at the time and ranked second in Big Ten history with 3,629 yards.
- Trautwein served as the offensive line coach for the last two seasons at Boston College. He guided all five of his starting offensive linemen to 2019 All-ACC honors. Trautwein was a two-time All-SEC selection and two-time team captain as a left tackle at Florida, where he won a pair of BCS National Championships in 2006 and 200

PENNSYLVANIA TIES

- The Penn State coaching staff is deeply rooted in Pennsylvania, with four members originally hailing from the Keystone state.

Central PA

- Defensive Coordinator **Brent Pry** - Altoona
- Offensive Coordinator **Kirk Ciarrocca** - Lewisberry

Eastern PA

- Head Coach **James Franklin** - Langhorne

Western PA

- Cornerbacks **Terry M. Smith** - Aliquippa

FRANKLIN NAMED TO DODD TROPHY PRESEASON WATCH LIST

- Head coach **James Franklin** was named to the 2020 Dodd Trophy Watch List, the Bobby Dodd Coach of the Year Foundation and the Chick-fil-A Peach Bowl announced. The list includes 18 of the nation's top college football coaches.
- The Dodd Trophy celebrates the head coach of a team who has success on the gridiron, while also stressing the importance of scholarship, leadership and integrity – the three pillars of legendary coach Bobby Dodd's coaching philosophy. The watch list was created through a selection process by the Bobby Dodd Coach of the Year Foundation and Chick-fil-A Peach Bowl, taking into consideration each program's graduation rate, commitment to service and charity in the community, projected success for the 2020 season and Academic Progress Rate (APR).

WELCOME TO THE GAME

- LB **Robbie Dwyer**, DT **Coziah Izzard** and DE **Amin Vanover** made their Penn State debuts against Rutgers, bringing the number to 14 Nittany Lions who have made their debuts this season, including 12 true freshmen.
- TE **Theo Johnson**, RB **Keyvone Lee** and CB **Marquis Wilson** became the 11th, 12th and 13th Nittany Lions to make their first start this season at Michigan.
- Against Michigan, Johnson, Lee and WR **Parker Washington** all started. It marked the first time in program history that Penn State started a freshman at all three positions.
- TE **Brenton Strange** made his first start against Iowa.
- Fellow TE **Tyler Warren** made his Penn State debut against Iowa. He is one of 11 Nittany Lions and one of nine true freshmen who have made their debut this season.
- WR **Benjamin Wilson** made his Nittany Lion debut against Maryland.
- In the Maryland game, freshman WR **KeAndre Lambert-Smith** made his first career start.
- Freshman receivers Lambert-Smith and Washington both started for the Nittany Lions against the Terrapins, marking the first time two true freshman receivers started for Penn State since Saeed Blacknall and Chris Godwin at Michigan in 2014.
- P **Levi Forrest** made his Penn State debut against Ohio State.
- LB **Lance Dixon** and RB **Devyn Ford** made their first career starts against Ohio State.
- Eight players made their Nittany Lion debut at Indiana: S **Ji'Ayir Brown**, RB **Joseph Bruno**, RB **Caziah Holmes**, LB **Curtis Jacobs**, TE **Theo Johnson**, WR **KeAndre Lambert-Smith**, RB **Keyvone Lee**, WR **Parker Washington**.
- Seven true freshmen made their Penn State debut at Indiana: RB **Joseph Bruno**, RB **Caziah Holmes**, LB **Curtis Jacobs**, TE **Theo Johnson**, WR **KeAndre Lambert-Smith**, RB **Keyvone Lee**, WR **Parker Washington**.
- Six players made their first career start at Indiana: S **Jaquan Brisker**, LB **Ellis Brooks**, CB **Joey Porter Jr.**, LB **Brandon Smith**, OL **Caedan Wallace**, WR **Parker Washington**.

PENN STATE DRAWS RATINGS

- The Penn State-Ohio State game in Week 9 drew an average of 6,534,000 viewers, making it the second-most watched game of the season thus far.
- The Penn State-Ohio State game is the most-watched game on an ESPN network this season and drew 27 percent more viewers than ABC's Saturday Night Football average from 2019.
- The Penn State-Ohio State game helped ABC win the night as the most-viewed network in primetime on Saturday.

DEGREES ON THE WALL

- The Nittany Lions have five total graduates on the roster: **Will Fries** (economics), **Isaac Lutz** (accounting), **Antonio Shelton** (broadcast journalism), **Shane Simmons** (communication arts & sciences) and **Justin Weller** (finance).
- Fries and Shelton are working on second degrees in telecommunications, Lutz is working on a graduate degree in real estate analysis and development and Weller is working on a graduate degree in economics.

ACADEMIC SUCCESS

- Penn State posted its first 1,000 single-year APR in program history in 2018-19, topping the previous high of 993 in 2014-15.
- The 2020 spring semester saw the Nittany Lions post a record 89 squad members with at least a 3.0 grade-point average (GPA) with the University's alternative COVID-19 grading system in place.
- The 89 Nittany Lions with a 3.0 GPA or higher surpasses the mark of 56 set by the 2015 fall semester for the most 3.0 students in a semester in football program history.
- A total of 36 Nittany Lions posted a 3.5 GPA or higher while taking at least 12 credits in the 2020 spring semester, marking a school record for Dean's List honorees.
- A program record nine Nittany Lions were named 2019-20 Big Ten Distinguished Scholars.

LIONS UNDER THE LIGHTS

- The 2020 season marks the 20th straight with at least one regular-season night game on the schedule.
- In 2019, Penn State played its most regular-season night games in program history with four primetime tilts.
- Penn State had a four-game night-game winning streak snapped against Ohio State.
- Penn State's only three losses in its last 14 night games are to Ohio State.
- Penn State is 55-32 at night all-time. The figure breaks down to 16-11 at home, 27-14 on the road and 12-7 in neutral site games. Penn State is 1-1 at regular season neutral sites, 11-6 in bowl games and 1-0 in conference championship games.
- On Oct. 12, 2013, the Lions claimed the longest game in Big Ten history when they edged Michigan under the lights, 43-40, in four overtimes in front of a sellout Beaver Stadium crowd of 107,844 on Homecoming.

2020 CAPTAINS NAMED

- Penn State football head coach **James Franklin** announced redshirt seniors **Michal Menet** and **Shaka Toney**, senior **Lamont Wade**, redshirt juniors **Sean Clifford** and **Jonathan Sutherland**, and juniors **Pat Freiermuth**, **Jesse Luketa** and **Jordan Stout** have been named team captains for the 2020 season.
- Clifford, Freiermuth, Menet and Sutherland (special teams) are captains for the second-straight season.

B1G PRESEASON HONORS

- TE **Pat Freiermuth** was among the 10 players named to the Big Ten preseason honors list, as selected by the conference's media members.

BIG TEN PRESEASON HONOREES

WEST DIVISION	EAST DIVISION
Rashod Bateman, WR, MINN	Kwity Paye, DE, MICH
Tanner Morgan, QB, MINN	Wyatt Davis, OG, OSU
Paddy Fisher, LB, NU	Justin Fields, QB, OSU
Rondale Moore, WR, PUR	Shaun Wade, CB, OSU
Jack Sanborn, ILB, WIS	<b>Pat Freiermuth, TE/H, PSU</b>

See Preseason Honors on Page 14

FAMILY AFFAIR

- Penn Staters know that it is very common for generations of families to all attend Penn State. For a fortunate few, immediate family members are also able to follow in a brother, father or grandfather's footsteps on the Penn State football team.
- Three sons of Penn State letterman are on the 2020 team.
 

<b>Father (Letters)</b>	<b>Son (Class)</b>
Brian Chizmar (1986-89)	Max Chizmar (R-Jr.)
Bruce Ellis (1973-76)	Keaton Ellis (So.)
Chris Thorpe (1988)	C.J. Thorpe (R-Jr.)
- Four pairs of brothers are currently represented.
 

<b>Older (Letters/Class)</b>	<b>Younger (Class)</b>
Adam De Boef (2017)	Collin De Boef (R-Fr.)
Billy Fessler (2017)	Henry Fessler (R-So.)
Kyle Vasey (2018)	Dan Vasey (R-Jr.)
Christian Kuntz (2012)	Zack Kuntz (R-So.)

URSCHEL NAMED TO CFP SELECTION COMMITTEE

- John Urschel, a former All-American lineman at Penn State, was named to a three-year term on the CFP Selection Committee.
- Urschel was also a two-time All-Big Ten performer and a 4.0 student at Penn State University. The Baltimore Ravens drafted him in the fifth round of the 2014 NFL draft. He retired after three seasons with the Ravens and enrolled at MIT to pursue a Ph.D. in applied mathematics (expected completion in 2020), which he began work on in January 2016 while he was still playing for the Ravens.
- Urschel earned a bachelor's degree in mathematics in 2012 (in less than three years) and a master's in mathematics a year later (again with a 4.0). During the spring 2013 semester, Urschel taught a section of trigonometry and analytic geometry to Penn State undergraduate students three days a week in addition to his own academic and football responsibilities. He won the Sullivan Award, given to the most outstanding amateur athlete in the country, in 2013. A two-time Academic All-American, he



**NITTANY LIONS IN THE NFL**

- A total of 41 Penn State football alumni are populating the rosters of 24 National Football League teams.
- The Nittany Lions annually are among the top 20 programs nationally in producing players in the NFL. In addition, seven former Nittany Lions are members of NFL coaching staffs and two former PSU student-athletes from sports other than football are on rosters.
- Eight players from PSU's 2019 squad are on NFL teams.

**NITTANY LIONS ON NFL ROSTERS**

- Baltimore Ravens (1):** Trace McSorley (2)
- Buffalo Bills (1):** Ryan Bates (2)
- Carolina Panthers (2):** Yetur Gross-Matos<sup>®</sup> (R), Shareef Miller (2)
- Chicago Bears (2):** Jordan Lucas (5)<sup>^</sup>, Allen Robinson II (7)
- Dallas Cowboys (2):** Sean Lee (11), Connor McGovern (2)
- Denver Broncos (2):** DaeSean Hamilton (3), KJ Hamler (R)
- Detroit Lions (3):** Jason Cabinda (3), Jesse James (6), Amani Ouwariye (2)
- Green Bay Packers (1):** Adrian Amos (6)
- Houston Texans (1):** John Reid (R)
- Indianapolis Colts (1):** Robert Windsor (R)
- Kansas City Chiefs (1):** Stefan Wisniewski (10)
- Las Vegas Raiders (2):** Nick Bowers (R), Carl Nassib (5)
- Los Angeles Rams (1):** Nick Scott (2)
- Miami Dolphins (1):** Mike Gesicki (3)
- Minnesota Vikings (1):** Dan Chisena (R)
- New Orleans Saints (1):** Blake Gillikin<sup>®</sup> (R)<sup>^</sup>, Grant Haley (3), Anthony Zettel (5)
- New York Giants (3):** Saquon Barkley (2)<sup>®</sup>, Cam Brown (R), Austin Johnson (5)
- New York Jets (1):** Sam Ficken (4), Chris Hogan<sup>®</sup> (8; former MLAX player), Ross Travis (5, former MBB player)
- Philadelphia Eagles (1):** Miles Sanders (2)
- Pittsburgh Steelers (1):** Marcus Allen (3)
- San Francisco 49ers (2):** Kevin Givens (2), Robbie Gould (16)
- Tampa Bay Buccaneers (3):** Chris Godwin (4), A.Q. Shipley (9), Donovan Smith (6)
- Tennessee Titans (2):** Jack Crawford (9), DaQuan Jones (7)<sup>^</sup>
- Washington Redskins (1):** Troy Apke (3)

*Italics indicates practice squad* | <sup>®</sup> Team Captain | <sup>®</sup> Injured Reserve  
<sup>^</sup> Opt-out

**SEVEN FORMER LIONS ON NFL COACHING STAFFS**

Seven former Nittany Lions are patrolling the sidelines as part of NFL coaching staffs in 2020.

**Matt Rhule (Carolina, head coach)**

- Tom Bradley (Pittsburgh, defensive backs)
- Bobby Engram (Baltimore, tight ends)
- Al Golden (Cincinnati, linebackers)
- D'Anton Lynn (Houston, secondary)
- Mike Munchak (Denver, offensive line)
- Jeff Nixon (Carolina, senior offensive assistant/RBs)

also won the 2013 Campbell Trophy, which recognizes college football's top scholar-athlete.

- Urschel has written a memoir, "Mind and Matter," with his wife, journalist Louisa Thomas, chronicling his life in athletics and academics. Last spring, even as he tackled the commitment of a full-time graduate student, he was a teaching assistant for the first time – in a Differential Equations course.

**FOUR FORMER LIONS ON 2021 HALL OF FAME BALLOT**

- Penn State letterman D.J. Dozier, Bobby Engram and Steve Wisniewski have been selected as a part of the national ballot for the National Football Foundation's College Hall of Fame's Class of 2021. A total of 78 players and seven coaches from FBS are on the 2021 ballot.
- The trio of standouts have an opportunity to join 19 former Nittany Lion players and five Penn State coaches who have been inducted into the Hall.
- Also on the Hall of Fame ballot is former Nittany Lion student-athlete Glenn Killinger, who is among the candidates for the divisional coach Class of 2021. Killinger was inducted into the Hall of Fame as a player in 1966.
- Additionally, current Penn State wide receivers coach **Taylor Stubblefield** is on the ballot. Stubblefield was a wide receiver at Purdue (2001-04) and was a consensus All-American and a finalist for the Biletnikoff Award in 2004.
- A tailback, Dozier matriculated to Happy Valley from Virginia Beach, Va. and earned first team All-America honors from the Walter Camp Football Foundation in 1986. Dozier is the only Nittany Lion to lead the team in rushing four consecutive seasons, doing so from 1983-86. He ranks No. 5 on the school career rushing yardage list with 3,227 yards, scoring 25 touchdowns and averaging 5.2 yards per attempt. Dozier gained 1,002 yards as a freshman and tallied 811 yards and scored 10 touchdowns as a senior and one of the instrumental players on the Nittany Lions' 12-0 squad. Dozier will forever have a place in Penn State Football lore for scoring the game-winning touchdown on a six-yard fourth quarter run to lift the Nittany Lions past Miami, 14-10, in the 1987 Fiesta Bowl.
- Engram is considered one of the greatest wide receivers in Penn State history. As a junior on Penn State's undefeated Big Ten and Rose Bowl championship team of 1994, Engram won the first Biletnikoff Award that is given annually to the best receiver in college football. When he graduated in 1996, Engram held 12 team receiving records, and still holds the records for receiving yards in a career (3,026) and single season (1,084) and touchdown receptions in a game (four against Minnesota in 1993), a season (13 in 1993) and career (31).
- Wisniewski was a three-year starter at guard for the Nittany Lions who would go on to become an All-Pro lineman in the NFL. He was one of two sophomores to start on the 1986 National Championship team and he opened holes for two first-team All-America running backs, Blair Thomas (1987) and D.J. Dozier (1986). One of just four Penn State offensive linemen to earn a pair of first-team All-America honors, he was recognized in 1988 by the American Football Coaches (AFCA) and repeated All-America accolades from Sporting News. A 1988 team captain, Wisniewski is one of just two offensive linemen to earn Penn State's team MVP honor since its creation in 1978.
- From Harrisburg, Killinger was a Walter Camp All-American at quarterback for the Nittany Lions in 1921. He coached at Dickinson (1922), Rensselaer (1927-32), Moravian (1933) and West Chester (1934-41, 45-59). Killinger is the winningest coach in West Chester history and is a member of the Pennsylvania Sports Hall of Fame. He died in 1988.
- Stubblefield finished his career with an NCAA-record 325 receptions and ranked second in Big Ten history with 3,629 yards. He still owns the Big Ten record for career receptions, while his NCAA receptions record stood until 2011. Stubblefield also holds the Purdue record for receiving touchdowns in a season with 16 in 2004.
- The 2021 College Football Hall of Fame Class Presented by ETT will be officially inducted during the 64th NFF Annual Awards Dinner on Dec. 7, 2021, at the New York Hilton Midtown. They will also be honored at their respective schools with an NFF Hall of Fame On-Campus Salute, presented by Fidelity Investments, during the 2021 season.

**FUTURE SCHEDULES**

**2021 Schedule**

- Sept. 4 ..... at Wisconsin\*
- Sept. 11 ..... BALL STATE
- Sept. 18 ..... AUBURN
- Sept. 25 ..... VILLANOVA
- Oct. 2 ..... *Bye*
- Oct. 9 ..... at Iowa\*
- Oct. 16 ..... ILLINOIS\*
- Oct. 23 ..... at Michigan State\*
- Oct. 30 ..... INDIANA\*
- Nov. 6 ..... at Maryland\*
- Nov. 13 ..... MICHIGAN\*
- Nov. 20 ..... at Ohio State\*
- Nov. 27 ..... RUTGERS\*
- Dec. 4 ..... B1G Championship

**2022 Schedule**

- Sept. 3 ..... at Purdue\*
- Sept. 10 ..... OHIO
- Sept. 17 ..... at Auburn
- Sept. 24 ..... CENTRAL MICHIGAN
- Oct. 1 ..... OHIO STATE\*
- Oct. 8 ..... at Michigan\*
- Oct. 15 ..... ILLINOIS\*
- Oct. 22 ..... *Bye*
- Oct. 29 ..... MICHIGAN STATE\*
- Nov. 5 ..... at Indiana\*
- Nov. 12 ..... MARYLAND\*
- Nov. 19 ..... MINNESOTA\*
- Nov. 26 ..... at Rutgers\*
- Dec. 3 ..... B1G Championship

**2023 Schedule**

- Sept. 2 ..... WEST VIRGINIA
- Sept. 9 ..... DELAWARE
- Sept. 16 ..... at Illinois\*
- Sept. 23 ..... at Northwestern\*
- Sept. 30 ..... *Bye*
- Oct. 7 ..... INDIANA\*
- Oct. 14 ..... at Michigan State\*
- Oct. 21 ..... at Ohio State\*
- Oct. 28 ..... IOWA\*
- Nov. 4 ..... MICHIGAN\*
- Nov. 11 ..... UMass
- Nov. 18 ..... RUTGERS\*
- Nov. 25 ..... at Maryland\*
- Dec. 2 ..... B1G Championship

**2024 Schedule**

- Aug. 31 ..... at West Virginia
  - Sept. 7 ..... BOWLING GREEN
  - Sept. 14 ..... at Rutgers\*
  - Sept. 21 ..... *Open*
  - Sept. 28 ..... *Open*
  - Oct. 5 ..... MARYLAND\*
  - Oct. 12 ..... ILLINOIS\*
  - Oct. 19 ..... at Wisconsin\*
  - Oct. 26 ..... NEBRASKA\*
  - Nov. 2 ..... *Open*
  - Nov. 9 ..... OHIO STATE\*
  - Nov. 16 ..... at Michigan\*
  - Nov. 23 ..... at Indiana\*
  - Nov. 30 ..... MICHIGAN STATE\*
  - Dec. 7 ..... B1G Championship
- One non-conference game to be scheduled*

**2025 Schedule**

- Sept. 6 ..... VIRGINIA TECH
  - Sept. 13 ..... VILLANOVA
  - Sept. 20 ..... RUTGERS\*
  - Sept. 27 ..... at Illinois\*
  - Oct. 4 ..... PURDUE\*
  - Oct. 11 ..... *Open*
  - Oct. 18 ..... at Maryland\*
  - Oct. 25 ..... at Minnesota\*
  - Nov. 1 ..... INDIANA\*
  - Nov. 8 ..... *Open*
  - Nov. 15 ..... at Ohio State\*
  - Nov. 22 ..... MICHIGAN\*
  - Nov. 29 ..... at Michigan State\*
  - Dec. 6 ..... B1G Championship
- One non-conference game to be scheduled*

**Future Non-Conference Games**

- Sept. 12, 2026 ..... at Temple
- Sept. 11, 2027 ..... DELAWARE
- Sept. 18, 2027 ..... TEMPLE

\* Big Ten Game

*Schedule subject to change*

# 18 2020 PENN STATE FOOTBALL

## DEPTH CHART

### OFFENSE

<b>Wide Receiver</b>	
3 Washington, Parker	Fr., 5-10, 205
85 Lutz, Isaac	R-Sr., 5-11, 197
80 Weller, Justin	R-Jr., 6-0, 194
<b>Tight End</b>	
86 Strange, Brenton	R-Fr., 6-3, 252
82 Kuntz, Zack	R-So., 6-7, 258 <b>OR</b>
84 Johnson, Theo	Fr., 6-6, 254
44 Warren, Tyler	Fr., 6-6, 244
<b>Left Tackle</b>	
53 Walker, Rasheed	R-So., 6-6, 310
75 Holmes, Des	R-Jr., 6-5, 312
71 Fries, Will	R-Sr., 6-6, 306
<b>Left Guard</b>	
73 Miranda, Mike	R-Jr., 6-3, 301
75 Holmes, Des	R-Jr., 6-5, 312
77 Wormley, Sal	R-Fr., 6-3, 317
<b>Center</b>	
62 Menet, Michal	R-Sr., 6-4, 306
73 Miranda, Mike	R-Jr., 6-3, 301
70 Scruggs, Juice	R-So., 6-3, 302
<b>Right Guard</b>	
71 Fries, Will	R-Sr., 6-6, 306
69 Thorpe, C.J.	R-Jr., 6-3, 313
55 Whigan, Anthony	R-Jr., 6-4, 315
<b>Right Tackle</b>	
79 Wallace, Caedan	R-Fr., 6-5, 313
72 Effner, Bryce	R-So., 6-5, 301
74 Fashanu, Olu	Fr., 6-6, 300
<b>Wide Receiver</b>	
13 Lambert-Smith, KeAndre	Fr., 6-1, 185
11 George, Daniel	R-So., 6-2, 210
10 Jones, TJ	R-Fr., 6-1, 202
<b>Wide Receiver</b>	
5 Dotson, Jahan	Jr., 5-11, 182
6 Sullivan-Brown, Cam	R-Jr., 6-0, 191
80 Meiga, Malick	Fr., 6-4, 198
<b>Quarterback</b>	
14 Clifford, Sean	R-Jr., 6-2, 217
7 Levis, Will	R-So., 6-3, 222
9 Roberson, Ta'Quan	R-Fr., 5-11, 195
<b>Running Back</b>	
28 Ford, Devyn	So., 5-11, 205 <b>OR</b>
24 Lee, Keyvone	Fr., 6-0, 230
26 Holmes, Caziah	Fr., 5-11, 209

### DEFENSE

<b>Defensive End</b>	
18 Toney, Shaka	R-Sr., 6-3, 252
20 Isaac, Adisa	So., 6-4, 251
46 Tarburton, Nick	R-So., 6-3, 252
<b>Defensive Tackle</b>	
97 Mustipher, PJ	Jr., 6-4, 300
51 Beamon, Hakeem	R-Fr., 6-3, 292
91 Ellies, Dvon	R-Fr., 6-1, 296
99 Izzard, Coziah	Fr., 6-3, 290
<b>Defensive Tackle</b>	
55 Shelton, Antonio	R-Sr., 6-2, 327
53 Hansard, Fred	R-Jr., 6-3, 324
77 Culpepper, Judge	R-So., 6-4, 295
<b>Defensive End</b>	
28 Oweh, Jayson	R-So., 6-5, 252
34 Simmons, Shane	R-Sr., 6-3, 257
92 Vilbert, Smith	R-Fr., 6-6, 251
<b>Outside Linebacker</b>	
40 Luketa, Jesse	Jr., 6-3, 242
10 Dixon, Lance	R-Fr., 6-2, 225
12 Smith, Brandon	So., 6-3, 244
<b>Middle Linebacker</b>	
13 Brooks, Ellis	R-Jr., 6-1, 233
40 Luketa, Jesse	Jr., 6-3, 242
50 Chizmar, Max	R-Jr., 6-2, 229
<b>Outside Linebacker</b>	
12 Smith, Brandon	So., 6-3, 244
23 Jacobs, Curtis	Fr., 6-1, 226
10 Dixon, Lance	R-Fr., 6-2, 225
<b>Cornerback</b>	
5 Castro-Fields, Tariq	Sr., 6-0, 191
8 Wilson, Marquis	So., 5-11, 181
25 Hardy, Daequan	R-Fr., 5-9, 180
<b>Safety</b>	
1 Brisker, Jaquan	Sr., 6-1, 210
0 Sutherland, Jonathan	R-Jr., 5-11, 202
21 Rudolph, Tyler	R-Fr., 6-0, 203
<b>Safety</b>	
38 Wade, Lamont	Sr., 5-9, 191
16 Brown, Ji'Airy	Jr., 5-11, 209
15 Jennings, Enzo	Fr., 6-1, 197
<b>Cornerback</b>	
9 Porter Jr., Joey	R-Fr., 6-2, 193
2 Ellis, Keaton	So., 5-11, 186 <b>OR</b>
25 Hardy, Daequan	R-Fr., 5-9, 180

### SPECIAL TEAMS

<b>Punter</b>	
98 Stout, Jordan	R-Jr., 6-3, 208
93 Forrest, Levi	Fr., 6-5, 184
92 Pinegar, Jake	Jr., 6-2, 192
<b>Kicker (Field Goal)</b>	
92 Pinegar, Jake	Jr., 6-2, 192
98 Stout, Jordan	R-Jr., 6-3, 208
93 Forrest, Levi	Fr., 6-5, 184
<b>Kicker (Kickoff)</b>	
98 Stout, Jordan	R-Jr., 6-3, 208
93 Forrest, Levi	Fr., 6-5, 184
92 Pinegar, Jake	Jr., 6-2, 192
<b>Holder</b>	
98 Stout, Jordan	R-Jr., 6-3, 208
90 Checa, Rafael	R-So., 6-2, 203
93 Forrest, Levi	Fr., 6-5, 184
<b>Long Snapper</b>	
91 Stoll, Chris	R-Jr., 6-2, 242
49 Wright, Michael	Fr., 6-1, 197
50 Chizmar, Max	R-Jr., 6-2, 229
<b>Returner (Kickoff)</b>	
28 Ford, Devyn	So., 5-11, 205
38 Wade, Lamont	Sr., 5-9, 191
3 Washington, Parker	Fr., 5-10, 205
<b>Off Returner (Kickoff)</b>	
38 Wade, Lamont	Sr., 5-9, 191
28 Ford, Devyn	So., 5-11, 205
24 Lee, Keyvone	Fr., 6-0, 230
<b>Punt Returner</b>	
5 Dotson, Jahan	Jr., 5-11, 182
3 Washington, Parker	Fr., 5-10, 205
8 Wilson, Marquis	So., 5-11, 181

### PRONUNCIATIONS

Ji'Airy Brown	.....	Ji-YEAR
Tariq Castro-Fields	.....	TUH-reek Castro-Fields
Dvon Ellies	.....	Duh-von EL-ees
Olu Fashanu	.....	O-LOU fash-UH-new
Pat Freiermuth	.....	Pat fryer-mewth
Fred Hansard	.....	Hann-SARD
Daequan Hardy	.....	DAY-kwan hardy
Drew Hartlaub	.....	Drew heart-lob
Caziah Holmes	.....	Cuz-EYE-uh Holmes
Adisa Isaac	.....	Uh-dee-suh Isaac
Golden Israel-Achumba	.....	Golden Israel-Uh-chum-buh
Charlie Katschir	.....	Charlie catch-sure
Zack Kuntz	.....	Zack KOON-ts
Will Levis	.....	Will lev-iss
Jesse Luketa	.....	Jesse LUKE-ket-uh
Malick Meiga	.....	Muh-leek Mega
Michal Menet	.....	Michael men-NET
Jayson Oweh	.....	Jason Oh-way
Jake Pinegar	.....	Jake pin-ah-grrr
Ta'Quan Roberson	.....	TAY-kwan Row-burr-son
Dan Vasey	.....	Dan VAY-see
Caedan Wallace	.....	KAY-den Wallace
Anthony Whigan	.....	wig-en

### ASSISTANT COACHES



**Kirk Ciarrocca**  
Offensive Coord./  
Quarterbacks  
Booth



**Brent Pry**  
Defensive Coord./  
Linebackers  
Field



**Joe Lorig**  
Special Teams  
Coord./Outside LBs  
Field



**Tim Banks**  
Co-Defensive Coord./  
Safeties  
Booth



**Tyler Bowen**  
Co-offensive Coord./  
Tight Ends  
Field



**John Scott Jr.**  
Defensive Line  
Field



**Ja'Juan Seider**  
Run Game Coord./  
Running Backs  
Field



**Terry M. Smith**  
Asst. Head Coach/  
Cornerbacks  
Field



**Taylor Stubblefield**  
Wide Receivers  
Field



**Phil Trautwein**  
Offensive Line  
Field

Kirk shuh-ROCK-uh

JAY-juan cider

Phil trout-wine

## NUMERICAL ROSTER (0-50)

NO.	NAME	POS.	EL.	HT.	WT.	HIGH SCHOOL/COACH	HOMETOWN
0	Sutherland, Jonathan **	S	R-Jr.	5-11	202	Episcopal (Va.)/Panos Voulgaris	Ottawa, Ont.
1	Brisker, Jaquan *	S	Sr.	6-1	210	Lackawanna College/Mark Duda	Pittsburgh, Pa.
2	Bowens, Micah	QB	Fr.	5-11	196	Bishop Gorman/Kenny Sanchez	Las Vegas, Nev.
2	Ellis, Keaton *	CB	So.	5-11	186	State College Area/Matt Lintal	State College, Pa.
3	Johnson, Donovan *	CB	R-Jr.	5-9	180	Cass Tech/Thomas Wilcher	Detroit, Mich.
3	Washington, Parker	WR	Fr.	5-10	205	William B. Travis/Trey Sissom	Sugar Land, Texas
4	Brown, Journey *	RB	R-Jr.	5-11	217	Meadville/Ray Collins	Meadville, Pa.
5	Castro-Fields, Tariq ***	CB	Sr.	6-0	191	Riverdale Baptist School/Caesar Nettles	Upper Marlboro, Md.
5	Dotson, Jahan **	WR	Jr.	5-11	182	Nazareth Area/Tom Falzone	Nazareth, Pa.
6	Sullivan-Brown, Cam *	WR	R-Jr.	6-0	191	Saint Vincent Pallotti/Ian Thomas	Bowie, Md.
7	Levis, Will *	QB	R-So.	6-3	222	Xavier/Andy Guyon	Madison, Conn.
8	Wilson, Marquis *	CB	So.	5-11	181	Windsor/Rob Fleeting	Windsor, Conn.
9	Porter Jr., Joey	CB	R-Fr.	6-2	193	North Allegheny (Pa.)/Art Walker	Bakersfield, Calif.
9	Roberson, Ta'Quan	QB	R-Fr.	5-11	195	DePaul Catholic/John McKenna	Orange, N.J.
10	Dixon, Lance	LB	R-Fr.	6-2	225	West Bloomfield/Ron Bellamy	West Bloomfield, Mich.
10	Jones, TJ	WR	R-Fr.	6-1	202	Columbia/Brian Allen	Lake City, Fla.
11	George, Daniel *	WR	R-So.	6-2	210	Oxon Hill/Craig Jefferies	Fort Washington, Md.
12	Smith, Brandon *	LB	So.	6-3	244	Louisa County/Will Patrick	Louisa, Va.
13	Brooks, Ellis **	LB	R-Jr.	6-1	233	Benedictine College Prep/Greg Lilly	Mechanicsville, Va.
13	Lambert-Smith, KeAndre	WR	Fr.	6-1	185	Maury/Dyrry McCain	Norfolk, Va.
14	Clifford, Sean *	QB	R-Jr.	6-2	217	St. Xavier/Steve Specht	Cincinnati, Ohio
15	Jennings, Enzo	S	Fr.	6-1	197	Oak Park/Greg Carter	Detroit, Mich.
16	Brown, Ji'Ayir	S	Jr.	5-11	209	Lackawanna College/Mark Duda	Trenton, N.J.
17	Johnson III, Joseph	CB	Fr.	6-2	168	Life Christian Academy/Charles Scott	Richmond, Va.
17	Stahl, Mason	QB	Fr.	6-0	204	Baldwin/Loran Cooley	Pittsburgh, Pa.
18	Toney, Shaka ***	DE	R-Sr.	6-3	252	Imhotep Charter/Albie Crosby	Philadelphia, Pa.
19	Dottin, Jaden	WR	Fr.	6-2	190	Suffield Academy (Conn.)/Drew Gamere	Cambridge, Mass.
20	Isaac, Adisa *	DE	So.	6-4	251	Canarsie/Brian Ellis	Brooklyn, N.Y.
21	Cain, Noah *	RB	So.	5-10	226	IMG Academy (Fla.)/Kevin Wright	Baton Rouge, La.
21	Rudolph, Tyler	S	R-Fr.	6-0	203	St. Thomas More School/Jeff Moore	Waterbury, Conn.
23	Jacobs, Curtis	LB	Fr.	6-1	226	McDonough School/Hakeem Sule	Glen Burnie, Md.
24	Lee, Keyvone	RB	Fr.	6-0	230	American Collegiate Academy/Ken Johnson	St. Petersburg, Fla.
25	Hardy, Daequan	CB	R-Fr.	5-9	180	Penn Hills/Jon LeDonne	Pittsburgh, Pa.
26	Holmes, Caziaah	RB	Fr.	5-11	209	Cocoa/Ryan Schneider	Titusville, Fla.
27	Hawkins, Aeneas	DT	R-So.	6-2	288	Moeller/John Rodenberg	Cincinnati, Ohio
27	Seider, Jaden	S	R-Fr.	5-10	174	State College Area/Matt Lintal	Morgantown, W.Va.
28	Ford, Devyn *	RB	So.	5-11	205	North Stafford/Joe Mangano	Stafford, Va.
28	Oweh, Jayson *	DE	R-So.	6-5	252	Blair Academy/Jim Saylor	Howell, N.J.
29	Costantini, Sebastian	CB	R-Fr.	5-11	185	Malvern Prep/Dave Gueriera	Collegeville, Pa.
29	Fessler, Henry	WR	R-So.	5-10	182	Cathedral Prep/Mike Mischler	Erie, Pa.
30	Bruno, Joseph	RB	Fr.	6-0	202	Northwest/Mike Neubeiser	Mechanicsburg, Pa.
32	Farronato, Dylan	S	R-Fr.	5-11	187	Lewisburg Area/Marc Persing	Lewisburg, Pa.
33	Mostella, Bryce	DE	Fr.	6-6	248	East Kentwood/Tony Kimbrough	Kentwood, Mich.
34	Simmons, Shane ***	DE	R-Sr.	6-3	257	DeMatha/Elijah Brooks	Laurel, Md.
36	Fisher, Zuriah	LB	Fr.	6-3	244	Aliquippa/ Mike Warfield	Aliquippa, Pa.
36	Self, Makai	CB	R-Fr.	5-9	170	IMG Academy (Fla.)/Kevin Wright	Upper Marlboro, Md.
37	Hartlaub, Drew **	S	R-Jr.	5-11	177	South Western/Chris Heilman	Hanover, Pa.
38	Smith, Tank	RB	R-Fr.	5-7	227	Penn Hills/Jon LeDonne	Pittsburgh, Pa.
38	Wade, Lamont ***	S	Sr.	5-9	191	Clairton/Wayne Wade	Clairton, Pa.
39	Dwyer, Robbie	LB	R-Fr.	6-1	247	Wyoming Valley West/Pat Keating	Pringle, Pa.
40	Luketa, Jesse **	LB	Jr.	6-3	242	Mercyhurst Prep (Pa.)/Jeff Root	Ottawa, Ont.
43	Baker, Trevor	TE/H	R-Jr.	6-3	246	Lewis S. Mills (Conn.)/Jose Santana	Easton, Pa.
43	Elsdon, Tyler	LB	Fr.	6-2	230	North Schuylkill/Wally Hall	Frackville, Pa.
44	Appiah Darkwa, Joseph	DT	R-Fr.	6-5	293	Don Bosco Gymnasium/--	North Rhine-Westphalia, Germany
44	Warren, Tyler	TE	Fr.	6-6	244	Atlee/Matt Gray	Mechanicsville, Va.
45	Katshir, Charlie *	LB	R-So.	6-3	231	Cumberland Valley/Michael Whitehead	Camp Hill, Pa.
46	Tarburton, Nick	DE	R-So.	6-3	252	Pennridge/Jeff Hollenbach	Green Lane, Pa.
47	Friberg, Tommy	TE/H	R-Fr.	6-3	210	State College Area/Matt Lintal	State College, Pa.
47	Furmanek, Alex	LB	R-Fr.	6-2	265	North East/Shawn Humes	North East, Pa.
48	Romano, Cody	S	R-So.	6-2	207	Blair Academy/Jim Saylor	Newton, N.J.
49	Wright, Michael	SN	Fr.	6-1	197	Blessed Trinity Catholic/Tim McFarlin	Roswell, Ga.
50	Chizmar, Max	LB	R-Jr.	6-2	229	Mars Area/Scott Heinauer	Mars, Pa.

# 20 2020 PENN STATE FOOTBALL

## NUMERICAL ROSTER (50-99)

NO.	NAME	POS.	EL.	HT.	WT.	HIGH SCHOOL/COACH	HOMETOWN
50	Knutsson, Will	OL	R-So.	6-2	319	McDonogh School/Dom Damico	Fredericksburg, Va.
51	Beamon, Hakeem	DT	R-Fr.	6-3	292	Manchester/Tom Hall	Midlothian, Va.
51	Christ, Jimmy	OL	Fr.	6-7	298	Dominion/Drake Woodard	Sterling, Va.
52	Zalar, Blake	OL	R-Fr.	6-1	286	Shamokin Area/Henry Hynoski	Coal Township, Pa.
53	Hansard, Fred **	DT	R-Jr.	6-3	324	The Hun School/Todd Smith	Burlington, N.J.
53	Walker, Rasheed *	OL	R-So.	6-6	310	North Point/Tom Petre	Waldorf, Md.
54	French II, George	OL	Fr.	6-8	320	Bethlehem Catholic/Joe Henrich	Bethlehem, Pa.
54	Mulbah, Fatorma	DT	Fr.	6-3	289	Susquehanna Township/Joe Headen	Harrisburg, Pa.
55	Shelton, Antonio **	DT	R-Sr.	6-2	327	Westerville-North/Rodger Elander	Columbus, Ohio
55	Whigan, Anthony	OL	R-Jr.	6-4	315	Lackawanna College/Mark Duda	Lexington Park, Md.
56	Vanover, Amin	DT	Fr.	6-4	279	St. Joseph's/Augie Hoffman	Newark, N.J.
57	Traore, Ibrahim	OL	Fr.	6-5	325	Frederick Douglas Academy 1/Andrew Kell	Bronx, N.Y.
59	Konigus, Kaleb	OL	R-So.	6-2	291	Lake-Lehman/Jerry Gilsky	Lehman, Pa.
62	Menet, Michal ***	OL	R-Sr.	6-4	306	Exeter Township Senior/Matt Bauer	Birdsboro, Pa.
63	De Boef, Collin	OL	R-So.	6-5	264	State College Area/Matt Lintal	State College, Pa.
66	Dawkins, Nick	OL	Fr.	6-4	310	Parkland/Tim Moncman	Allentown, Pa.
69	Thorpe, C.J. **	OL	R-Jr.	6-3	313	Central Catholic/Terry Totten	Glenshaw, Pa.
70	Scruggs, Juice	OL	R-So.	6-3	302	Cathedral Prep (Pa.)/Michael Mischler	Ashtabula, Ohio
71	Fries, Will ***	OL	R-Sr.	6-6	306	Cranford/Erik Rosenmeier	Cranford, N.J.
72	Effner, Bryce	OL	R-So.	6-5	301	Metea Valley/Ben Kleinhans	Aurora, Ill.
73	Miranda, Mike **	OL	R-Jr.	6-3	301	Stow-Munroe Falls/Mark Nori	Stow, Ohio
74	Fashanu, Olu	OL	Fr.	6-6	300	Gonzaga College/Randy Trivers	Waldorf, Md.
75	Holmes, Des *	OL	R-Jr.	6-5	312	Cardinal O'Hara/BJ Hogan	Norristown, Pa.
76	Kopko, Justin	OL	R-Fr.	6-3	318	Hanover Area/Mike McCree	Hanover Township, Pa.
77	Culpepper, Judge *	DT	R-So.	6-4	295	H.B. Plant/Robert Weiner	Tampa, Fla.
77	Wormley, Sal	OL	R-Fr.	6-3	317	Smyrna (Del.)/Mike Judy	Newark, N.J.
78	Israel-Achumba, Golden	OL	Fr.	6-4	345	DeMatha Catholic/Bill McGregor	Bowie, Md.
79	Wallace, Caedan	OL	R-Fr.	6-5	313	The Hun School/Todd Smith	Robbinsville, N.J.
80	Meiga, Malick	WR	Fr.	6-4	198	Cegep du Vieux/Renaldo Sagesse	Saint Jerome, QC
80	Weller, Justin	WR	R-Jr.	6-0	194	Wilson/Doug Dahms	Sinking Spring, Pa.
82	Kuntz, Zack *	TE/H	R-So.	6-7	258	Camp Hill/Tim Bigelow	Camp Hill, Pa.
83	Crise, Johnny	WR	Fr.	6-5	201	Highlands/Dom Girardi	Natrona Heights, Pa.
84	Johnson, Theo	TE	Fr.	6-6	254	Holy Names Catholic/Rob McIntyre	Windsor, Ont.
84	Wilson, Benjamin	WR	Sr.	6-2	212	Uniontown/John Fortugna	Uniontown, Pa.
85	Lutz, Isaac **	WR	R-Sr.	5-11	197	Berks Catholic/Rick Keeley	Reading, Pa.
86	Strange, Brenton	TE/H	R-Fr.	6-3	252	Parkersburg/Mike Byus	Parkersburg, W.Va.
87	Freiermuth, Pat **	TE/H	Jr.	6-5	258	Brooks School/Patrick Foley	Merrimac, Mass.
88	Black, Norval	WR	Jr.	6-1	178	Lackawanna College/Mark Duda	Germantown, Md.
89	Kline, Grayson	TE/H	R-So.	6-5	261	Warwick/Bob Locker	Sinking Spring, Pa.
90	Checa, Rafael *	K	R-So.	6-2	203	St. John's College H.S./Joe Casamento	Chevy Chase, Md.
91	Ellies, Dvon	DT	R-Fr.	6-1	296	McDonogh School/Hakeem Sule	Burtonsville, Md.
91	Stoll, Chris *	SN	R-Jr.	6-2	242	St. Francis DeSales/Ryan Wiggins	Westerville, Ohio
92	Pinegar, Jake **	K	Jr.	6-2	192	Ankeny Centennial/Jerry Pezzetti	Ankeny, Iowa
92	Vilbert, Smith	DE	R-Fr.	6-6	251	St Joseph's Regional (N.J.)/Augie Hoffman	Monsey, N.Y.
93	Forrest, Levi	P	Fr.	6-5	184	Richlands/Greg Mance	Richlands, Va.
93	King, Bradley	P	R-Jr.	6-2	214	Lackawanna College/Mark Duda	Geneva, Ill.
94	Wilson, Jake	DE	Fr.	6-3	241	Nazareth Area/Tom Falzone	Nazareth, Pa.
95	Brevard, Cole	DT	Fr.	6-3	312	Carmel/John Hebert	Carmel, Ind.
95	Hilling, Vlad	K	R-So.	5-10	213	Hollidaysburg/Homer Delatre	Hollidaysburg, Pa.
96	DaSilva, Anthony	K	R-Fr.	5-11	157	Bethlehem Catholic/Joe Henrich	Bethlehem, Pa.
97	Landis, Carson	K/P	R-Jr.	6-2	206	Emmaus/Harold Fairclough	Macungie, Pa.
97	Mustipher, PJ **	DT	Jr.	6-4	300	McDonogh School/Dom Damico	Owings Mills, Md.
98	Stout, Jordan *	K/P	R-Jr.	6-3	208	Virginia Tech/Justin Fuente	Cedar Bluff, Va.
98	Vasey, Dan	DE	R-Jr.	6-4	251	Wallenpaupack/Mark Watson	Lackawaxen, Pa.
99	Izzard, Coziah	DT	Fr.	6-3	290	DeMatha Catholic/Bill McGregor	Columbia, Md.

\* - Letters won

## ALPHABETICAL ROSTER (A-J)

NO.	NAME	POS.	EL.	HT.	WT.	HIGH SCHOOL/COACH	HOMETOWN
44	Appiah Darkwa, Joseph	DT	R-Fr.	6-5	293	Don Bosco Gymnasium/--	North Rhine-Westphalia, Germany
43	Baker, Trevor	TE/H	R-Jr.	6-3	246	Lewis S. Mills (Conn.)/Jose Santana	Easton, Pa.
51	Beamon, Hakeem	DT	R-Fr.	6-3	292	Manchester/Tom Hall	Midlothian, Va.
88	Black, Norval	WR	Jr.	6-1	178	Lackawanna College/Mark Duda	Germantown, Md.
2	Bowens, Micah	QB	Fr.	5-11	196	Bishop Gorman/Kenny Sanchez	Las Vegas, Nev.
95	Brevard, Cole	DT	Fr.	6-3	312	Carmel/John Hebert	Carmel, Ind.
1	Brisker, Jaquan *	S	Sr.	6-1	210	Lackawanna College/Mark Duda	Pittsburgh, Pa.
13	Brooks, Ellis **	LB	R-Jr.	6-1	233	Benedictine College Prep/Greg Lilly	Mechanicsville, Va.
16	Brown, Ji'Ayir	S	Jr.	5-11	209	Lackawanna College/Mark Duda	Trenton, N.J.
4	Brown, Journey *	RB	R-Jr.	5-11	217	Meadville/Ray Collins	Meadville, Pa.
30	Bruno, Joseph	RB	Fr.	6-0	202	Northwest/Mike Neubeiser	Mechanicsburg, Pa.
21	Cain, Noah *	RB	So.	5-10	226	IMG Academy (Fla.)/Kevin Wright	Baton Rouge, La.
5	Castro-Fields, Tariq ***	CB	Sr.	6-0	191	Riverdale Baptist School/Caesar Nettles	Upper Marlboro, Md.
90	Checa, Rafael *	K	R-So.	6-2	203	St. John's College H.S./Joe Casamento	Chevy Chase, Md.
50	Chizmar, Max	LB	R-Jr.	6-2	229	Mars Area/Scott Heinauer	Mars, Pa.
51	Christ, Jimmy	OL	Fr.	6-7	298	Dominion/Drake Woodard	Sterling, Va.
14	Clifford, Sean *	QB	R-Jr.	6-2	217	St. Xavier/Steve Specht	Cincinnati, Ohio
29	Costantini, Sebastian	CB	R-Fr.	5-11	185	Malvern Prep/Dave Gueriera	Collegeville, Pa.
83	Crise, Johnny	WR	Fr.	6-5	201	Highlands/Dom Girardi	Natrona Heights, Pa.
77	Culpepper, Judge *	DT	R-So.	6-4	295	H.B. Plant/Robert Weiner	Tampa, Fla.
96	DaSilva, Anthony	K	R-Fr.	5-11	157	Bethlehem Catholic/Joe Henrich	Bethlehem, Pa.
66	Dawkins, Nick	OL	Fr.	6-4	310	Parkland/Tim Moncman	Allentown, Pa.
63	De Boef, Collin	OL	R-So.	6-5	264	State College Area/Matt Lintal	State College, Pa.
10	Dixon, Lance	LB	R-Fr.	6-2	225	West Bloomfield/Ron Bellamy	West Bloomfield, Mich.
5	Dotson, Jahan **	WR	Jr.	5-11	190	Nazareth Area/Tom Falzone	Nazareth, Pa.
19	Dottin, Jaden	WR	Fr.	6-2	185	Suffield Academy (Conn.)/Drew Gamere	Cambridge, Mass.
39	Dwyer, Robbie	LB	R-Fr.	6-1	247	Wyoming Valley West/Pat Keating	Pringle, Pa.
72	Effner, Bryce	OL	R-So.	6-5	301	Metea Valley/Ben Kleinhans	Aurora, Ill.
91	Ellies, Dvon	DT	R-Fr.	6-1	296	McDonogh School/Hakeem Sule	Burtonsville, Md.
2	Ellis, Keaton *	CB	So.	5-11	186	State College Area/Matt Lintal	State College, Pa.
43	Elsdon, Tyler	LB	Fr.	6-2	230	North Schuylkill/Wally Hall	Frackville, Pa.
32	Faronato, Dylan	S	R-Fr.	5-11	187	Lewisburg Area/Marc Persing	Lewisburg, Pa.
74	Fashanu, Olu	OL	Fr.	6-6	300	Gonzaga College/Randy Trivers	Waldorf, Md.
29	Fessler, Henry	WR	R-So.	5-10	182	Cathedral Prep/Mike Mischler	Erie, Pa.
36	Fisher, Zuriah	LB	Fr.	6-3	244	Aliquippa/ Mike Warfield	Aliquippa, Pa.
28	Ford, Devyn *	RB	So.	5-11	205	North Stafford/ Joe Mangano	Stafford, Va.
93	Forrest, Levi	P	Fr.	6-5	184	Richlands/Greg Mance	Richlands, Va.
87	Freiermuth, Pat **	TE/H	Jr.	6-5	258	Brooks School/Patrick Foley	Merrimac, Mass.
54	French II, George	OL	Fr.	6-8	320	Bethlehem Catholic/Joe Henrich	Bethlehem, Pa.
47	Friberg, Tommy	TE/H	R-Fr.	6-3	210	State College Area/Matt Lintal	State College, Pa.
71	Fries, Will ***	OL	R-Sr.	6-6	306	Cranford/Erik Rosenmeier	Cranford, N.J.
47	Furmanek, Alex	LB	R-Fr.	6-2	265	North East/Shawn Humes	North East, Pa.
11	George, Daniel *	WR	R-So.	6-2	210	Oxon Hill/Craig Jefferies	Fort Washington, Md.
53	Hansard, Fred **	DT	R-Jr.	6-3	324	The Hun School/Todd Smith	Burlington, N.J.
25	Hardy, Daequan	CB	R-Fr.	5-9	180	Penn Hills/Jon LeDonne	Pittsburgh, Pa.
37	Hartlaub, Drew **	S	R-Jr.	5-11	177	South Western/Chris Heilman	Hanover, Pa.
27	Hawkins, Aeneas	DT	R-So.	6-2	288	Moeller/John Rodenberg	Cincinnati, Ohio
95	Hilling, Vlad	K	R-So.	5-10	213	Holidaysburg/Homer Delatre	Holidaysburg, Pa.
26	Holmes, Caziaiah	RB	Fr.	5-11	209	Cocoa/Ryan Schneider	Titusville, Fla.
75	Holmes, Des *	OL	R-Jr.	6-5	312	Cardinal O'Hara/BJ Hogan	Norristown, Pa.
20	Isaac, Adisa *	DE	So.	6-4	251	Canarsie/Brian Ellis	Brooklyn, N.Y.
78	Israel-Achumba, Golden	OL	Fr.	6-4	345	DeMatha Catholic/Bill McGregor	Bowie, Md.
99	Izzard, Coziah	DT	Fr.	6-3	290	DeMatha Catholic/Bill McGregor	Columbia, Md.
23	Jacobs, Curtis	LB	Fr.	6-1	226	McDonough School/Hakeem Sule	Glen Burnie, Md.
15	Jennings, Enzo	S	Fr.	6-1	197	Oak Park/Greg Carter	Detroit, Mich.
3	Johnson, Donovan *	CB	R-Jr.	5-9	180	Cass Tech/Thomas Wilcher	Detroit, Mich.
17	Johnson III, Joseph	CB	Fr.	6-2	168	Life Christian Academy/Charles Scott	Richmond, Va.
84	Johnson, Theo	TE	Fr.	6-6	254	Holy Names Catholic/Rob McIntyre	Windsor, Ont.
10	Jones, TJ	WR	R-Fr.	6-1	202	Columbia/Brian Allen	Lake City, Fla.

# 22 2020 PENN STATE FOOTBALL

## ALPHABETICAL ROSTER (K-Z)

NO.	NAME	POS.	EL.	HT.	WT.	HIGH SCHOOL/COACH	HOMETOWN
45	Katshir, Charlie *	LB	R-So.	6-3	231	Cumberland Valley/Michael Whitehead	Camp Hill, Pa.
93	King, Bradley	P	R-Jr.	6-2	214	Lackawanna College/Mark Duda	Geneva, Ill.
89	Kline, Grayson	TE/H	R-So.	6-5	261	Warwick/Bob Locker	Sinking Spring, Pa.
50	Knutsson, Will	OL	R-So.	6-2	319	McDonogh School/Dom Damico	Fredericksburg, Va.
59	Konigus, Kaleb	OL	R-So.	6-2	291	Lake-Lehman/Jerry Gilsky	Lehman, Pa.
76	Kopko, Justin	OL	R-Fr.	6-3	318	Hanover Area/Mike McCree	Hanover Township, Pa.
82	Kuntz, Zack *	TE/H	R-So.	6-7	258	Camp Hill/Tim Bigelow	Camp Hill, Pa.
13	Lambert-Smith, KeAndre	WR	Fr.	6-1	185	Mauzy/Dyrri McCain	Norfolk, Va.
97	Landis, Carson	K/P	R-Jr.	6-2	206	Emmaus/Harold Fairclough	Macungie, Pa.
24	Lee, Keyvone	RB	Fr.	6-0	230	American Collegiate Academy/Ken Johnson	St. Petersburg, Fla.
7	Levis, Will *	QB	R-So.	6-3	222	Xavier/Andy Guyon	Madison, Conn.
40	Luketa, Jesse **	LB	Jr.	6-3	242	Mercyhurst Prep (Pa.)/Jeff Root	Ottawa, Ont.
85	Lutz, Isaac **	WR	R-Sr.	5-11	197	Berks Catholic/Rick Keeley	Reading, Pa.
80	Meiga, Malick	WR	Fr.	6-4	198	Cegep du Vieux/Renaldo Sagesse	Saint Jerome, QC
62	Menet, Michal ***	OL	R-Sr.	6-4	306	Exeter Township Senior/Matt Bauer	Birdsboro, Pa.
73	Miranda, Mike **	OL	R-Jr.	6-3	301	Stow-Munroe Falls/Mark Nori	Stow, Ohio
33	Mostella, Bryce	DE	Fr.	6-6	248	East Kentwood/Tony Kimbrough	Kentwood, Mich.
54	Mulbah, Fatorma	DT	Fr.	6-3	289	Susquehanna Township/Joe Headen	Harrisburg, Pa.
97	Mustipher, PJ **	DT	Jr.	6-4	300	McDonogh School/Dom Damico	Owings Mills, Md.
28	Oweh, Jayson *	DE	R-So.	6-5	252	Blair Academy/Jim Saylor	Howell, N.J.
92	Pinegar, Jake **	K	Jr.	6-2	192	Ankeny Centennial/Jerry Pezzetti	Ankeny, Iowa
9	Porter Jr., Joey	CB	R-Fr.	6-2	193	North Allegheny (Pa.)/Art Walker	Bakersfield, Calif.
9	Roberson, Ta'Quan	QB	R-Fr.	5-11	195	DePaul Catholic/John McKenna	Orange, N.J.
48	Romano, Cody	S	R-So.	6-2	207	Blair Academy/Jim Saylor	Newton, N.J.
21	Rudolph, Tyler	S	R-Fr.	6-0	203	St. Thomas More School/Jeff Moore	Waterbury, Conn.
70	Scruggs, Juice	OL	R-So.	6-3	298	Cathedral Prep (Pa.)/Michael Mischler	Ashtabula, Ohio
27	Seider, Jaden	S	R-Fr.	5-10	174	State College Area/Matt Lintal	Morgantown, W.Va.
36	Self, Makai	CB	R-Fr.	5-9	170	IMG Academy (Fla.)/Kevin Wright	Upper Marlboro, Md.
55	Shelton, Antonio **	DT	R-Sr.	6-2	327	Westerville-North/Rodger Elander	Columbus, Ohio
34	Simmons, Shane ***	DE	R-Sr.	6-3	257	DeMatha/Elijah Brooks	Laurel, Md.
12	Smith, Brandon *	LB	So.	6-3	244	Louisa County/Will Patrick	Louisa, Va.
38	Smith, Tank	RB	R-Fr.	5-7	227	Penn Hills/Jon LeDonne	Pittsburgh, Pa.
17	Stahl, Mason	QB	Fr.	6-0	204	Baldwin/Loran Cooley	Pittsburgh, Pa.
91	Stoll, Chris *	SN	R-Jr.	6-2	242	St. Francis DeSales/Ryan Wiggins	Westerville, Ohio
98	Stout, Jordan *	K/P	Jr.	6-3	208	Virginia Tech/Justin Fuente	Cedar Bluff, Va.
86	Strange, Brenton	TE/H	R-Fr.	6-3	252	Parkersburg/Mike Byus	Parkersburg, W.Va.
6	Sullivan-Brown, Cam *	WR	R-Jr.	6-0	191	Saint Vincent Pallotti/Ian Thomas	Bowie, Md.
0	Sutherland, Jonathan **	S	R-Jr.	5-11	202	Episcopal (Va.)/Panos Voulgaris	Ottawa, Ont.
46	Tarburton, Nick	DE	R-So.	6-3	252	Pennridge/Jeff Hollenbach	Green Lane, Pa.
69	Thorpe, C.J. **	OL	R-Jr.	6-3	313	Central Catholic/Terry Totten	Glenshaw, Pa.
18	Toney, Shaka ***	DE	R-Sr.	6-3	252	Imhotep Charter/Albie Crosby	Philadelphia, Pa.
57	Traore, Ibrahim	OL	Fr.	6-5	325	Frederick Douglas Academy 1/Andrew Kell	Bronx, N.Y.
56	Vanover, Amin	DT	Fr.	6-4	279	St. Joseph's/Augie Hoffman	Newark, N.J.
98	Vasey, Dan	DE	R-Jr.	6-4	251	Wallenpaupack/Mark Watson	Lackawaxen, Pa.
92	Vilbert, Smith	DE	R-Fr.	6-6	251	St Joseph's Regional (N.J.)/Augie Hoffman	Monsey, N.Y.
38	Wade, Lamont ***	S	Sr.	5-9	191	Clairton/Wayne Wade	Clairton, Pa.
53	Walker, Rasheed *	OL	R-So.	6-6	310	North Point/Tom Petre	Waldorf, Md.
79	Wallace, Caedan	OL	R-Fr.	6-5	313	The Hun School/Todd Smith	Robbinsville, N.J.
44	Warren, Tyler	TE	Fr.	6-6	244	Atlee/Matt Gray	Mechanicsville, Va.
3	Washington, Parker	WR	Fr.	5-10	205	William B. Travis/Trey Sissom	Sugar Land, Texas
80	Weller, Justin	WR	R-Jr.	6-0	194	Wilson/Doug Dahms	Sinking Spring, Pa.
55	Whigan, Anthony	OL	R-Jr.	6-4	315	Lackawanna College/Mark Duda	Lexington Park, Md.
84	Wilson, Benjamin	WR	Sr.	6-2	212	Uniontown/John Fortugna	Uniontown, Pa.
94	Wilson, Jake	DE	Fr.	6-3	241	Nazareth Area/Tom Falzone	Nazareth, Pa.
8	Wilson, Marquis *	CB	So.	5-11	181	Windsor/Rob Fleeting	Windsor, Conn.
77	Wormley, Sal	OL	R-Fr.	6-3	317	Smyrna (Del.)/Mike Judy	Newark, N.J.
49	Wright, Michael	SN	Fr.	6-1	197	Blessed Trinity Catholic/Tim McFarlin	Roswell, Ga.
52	Zalar, Blake	OL	R-Fr.	6-1	286	Shamokin Area/Henry Hynoski	Coal Township, Pa.

\* - Letters won



## RECORD WATCH

SEASON COMPLETION PCT. <i>(Min. 100 attempts)</i>	SEASON YARDS PER COMPLETION <i>(Min. 100 attempts)</i>	SEASON PASSING EFFICIENCY <i>(Min. 100 attempts)</i>	SEASON 300-YD. PASSING GAMES	
1. .667 (176-264) Kerry Collins 1994	1. 17.7 John Hufnagel 1972	1. 172.9 Kerry Collins 1994	1. 5 Trace McSorley 2016	
2. .665 (224-387) Trace McSorley 2017	2. 16.6 Tom Shuman 1973	2. 156.9 Trace McSorley 2016	2. 4 Matt McGloin 2012	
3. .632 (86-136) John Hufnagel 1971	3. 16.1 Trace McSorley 2016	3. 153.7 Trace McSorley 2017	4. Christian Hackenberg 2013	
4. .609 (192-321) Daryll Clark 2009	4. 15.6 Chuck Fusina 1977	4. 151.8 John Hufnagel 1971	4. Christian Hackenberg 2014	
5. .605 (270-446) Matt McGloin 2012	5. 15.5 Tom Sherman 1967	5. 149.8 Tony Sacca 1991	4. Trace McSorley 2017	
6. .598 (192-321) Daryll Clark 2008	6. 15.3 Tony Sacca 1990	6. 148.5 <b>Sean Clifford</b> 2019	6. 2 Kerry Collins 1994	
7. .593 (192-361) Trace McSorley 2018	7. 15.2 Kerry Collins 1994	7. 148.0 John Hufnagel 1972	2 Daryll Clark 2009	
8. <b>.592 (189-319) Sean Clifford</b> 2019	15.2 Tony Sacca 1988	8. 146.4 Chuck Fusina 1977	2 <b>Sean Clifford</b> 2019	
9. .589 (231-392) C. Hackenberg 2013	9. 15.1 Mike McQueary 1997	9. 145.0 Mike McQueary 1997	-- 1 <b>Sean Clifford</b> 2020	
10. <b>.589 (119-202) Sean Clifford</b> 2020	10. 15.0 Todd Blackledge 1981	10. 143.7 Tom Shuman 1973	<b>CAREER 300-YD. PASSING GAMES</b>	
11. .582 (234-402) Anthony Morelli 2007	11. 14.7 Doug Strang 1984	11. 143.4 Daryll Clark 2008	1. 10 Trace McSorley 2015-18	
12. .580 (112-193) Rob Bolden 2010	11. 14.7 Tony Sacca 1991	12. 142.6 Daryll Clark 2009	2. 9 Christian Hackenberg 2013-15	
13. .579 (224-387) Trace McSorley 2016	13. 14.5 Doug Strang 1983	13. 137.7 Matt McGloin 2012	3. 6 Matt McGloin 2009-12	
14. .579 (169-292) Tony Sacca 1991	14.5 Michael Robinson 2005	14. 134.2 Todd Blackledge 1982	4. 4 Kerry Collins 1991-94	
15. .578 (155-268) Zack Mills 2004	14.5 Kerry Collins 1992	15. 134.0 Christian Hackenberg 2013	5. 3 Daryll Clark 2006-09	
16. .577 (142-246) Chuck Fusina 1977	16. 14.4 Kevin Thompson 1999	16. 133.6 Doug Strang 1983	3 <b>Sean Clifford</b> 2018-pres.	
17. .576 (193-335) Wally Richardson 1995	14.4 Michael Robinson 2003	17. 131.8 Kevin Thompson 1999	<b>SEASON 200-YD. PASSING GAMES</b>	
18. .573 (146-255) Mike McQueary 1997	18. 14.3 Chuck Fusina 1976	18. 129.1 Tom Sherman 1967	1. 11 Matt McGloin 2012	
19. .566 (137-242) Chuck Fusina 1978	19. 14.0 Matt Senneca 2001	19. 128.7 John Shaffer 1986	11 Trace McSorley 2016	
20. .565 (188-333) Zack Mills 2002	14.0 Kevin Thompson 1998	20. <b>126.4 Sean Clifford</b> 2020	11 Trace McSorley 2016	
14.0 Tom Shuman 1974	14.0 John Andress 1975	<b>CAREER PASSING EFFICIENCY <i>(Min. 200 attempts)</i></b>		
14.0 <b>Sean Clifford</b> 2019	14.0 <b>Sean Clifford</b> 2019	1. 145.6 Mike McQueary 1994-97	4. 10 Kerry Collins 1994	
<b>CAREER COMPLETION PCT. <i>(Min. 200 attempts)</i></b>		2. 144.5 Trace McSorley 2015-18	5. 9 Christian Hackenberg 2013	
1. .602 (444-738) Daryll Clark 2006-09	<b>CAREER YARDS PER COMPLETION <i>(Min. 200 attempts)</i></b>	3. <b>143.4 Sean Clifford</b> 2018-pres.	6. 8 Daryll Clark 2009	
2. <b>.593 (313-528) Sean Clifford</b> 2018-pres.	1. 16.0 Mike McQueary 1995-97	4. 140.8 John Hufnagel 1970-72	7. 7 Todd Blackledge 1982	
3. .593 (720-1215) Trace McSorley 2015-18	2. 15.9 Tom Sherman 1965-67	5. 140.4 Daryll Clark 2006-09	7. Michael Robinson 2005	
4. .574 (513-894) Matt McGloin 2009-12	3. 15.8 John Hufnagel 1970-72	6. 137.3 Kerry Collins 1991-94	7. Anthony Morelli 2007	
5. .563 (370-657) Kerry Collins 1991-94	4. 15.4 Tom Shuman 1972-74	7. 132.7 Chuck Fusina 1975-78	10. 6 Tony Sacca 1991	
6. .561 (693-1235) C. Hackenberg 2013-14	5. 14.7 Doug Strang 1981-84	8. 128.3 Matt McGloin 2009-12	6 Wally Richardson 1995	
7. .560 (606-1082) Zack Mills 2001-04	6. 14.6 Tony Sacca 1988-91	9. 128.0 Tom Shuman 1972-74	6 Mike McQueary 1997	
8. .560 (460-821) Anthony Morelli 2004-07	7. 14.5 Chuck Fusina 1975-78	10. 127.7 Pete Liske 1961-63	6 Daryll Clark 2008	
9. .559 (371-664) Chuck Fusina 1975-78	8. 14.3 Kerry Collins 1991-94	<b>SEASON INTERCEPTION PCT.</b>		
10. .557 (171-307) Mike McQueary 1995-97	9. 14.2 Michael Robinson 2002-05	1. 1.12 Matt McGloin 2012	6 Christian Hackenberg 2014	
<b>SEASON YARDS PER ATTEMPT <i>(Min. 100 attempts)</i></b>		2. 1.46 Kerry Collins 1992	6 Christian Hackenberg 2015	
1. 10.1 Kerry Collins 1994	10. 14.2 Tom Bill 1987-90	3. 1.67 Christian Hackenberg 2015	6 Trace McSorley 2018	
2. 9.4 John Hufnagel 1972	11. 14.1 Todd Blackledge 1980-82	4. 1.71 Tony Sacca 1991	6 Trace McSorley 2018	
3. 9.3 Trace McSorley 2016	12. 14.1 Kevin Thompson 1996-99	5. 1.79 Wally Richardson 1995	6 John Shaffer 1986	
4. 9.0 Chuck Fusina 1977	13. 13.9 John Sacca 1991-93	6. 1.86 Daryll Clark 2008	10. 2.07 Trace McSorley 2016	
5. 8.7 John Hufnagel 1971	14. 13.7 Chuck Burkhardt 1967-69	7. 1.94 John Sacca 1992	11. 2.07 Anthony Morelli 2006	
7. 8.7 Mike McQueary 1997	13.7 Trace McSorley 2015-18	9. 1.94 Trace McSorley 2018	12. <b>2.19 Sean Clifford</b> 2019	
7. 8.5 Tom Shuman 1973	16. 13.6 John Andress 1974-76	10. 2.07 Trace McSorley 2016	13. 2.47 Pete Liske 1962	
8.5 Tony Sacca 1991	17. <b>13.5 Sean Clifford</b> 2018-pres.	11. 2.07 Anthony Morelli 2006	14. 2.48 Anthony Morelli 2007	
9. 8.4 Trace McSorley 2017	18. 13.2 John Shaffer 1983-86	12. <b>2.19 Sean Clifford</b> 2019	15. 2.55 Christian Hackenberg 2013	
10. <b>8.3 Sean Clifford</b> 2019	19. 13.1 Matt Knizner 1984-87	13. 2.47 Pete Liske 1962	16. 2.59 Rashard Casey 2000	
<b>CAREER YARDS PER ATTEMPT <i>(Min. 200 attempts)</i></b>		14. 2.48 Anthony Morelli 2007	<b>CAREER 200-YD. PASSING GAMES</b>	
1. 8.9 Mike McQueary 1995-97	<b>SEASON TOUCHDOWN PASS PCT. <i>(Min. 100 attempts)</i></b>	15. 2.55 Christian Hackenberg 2013	1. 28 Trace McSorley 2015-18	
2. 8.7 John Hufnagel 1970-72	1. 8.08 Tom Shuman 1973	16. 2.59 Rashard Casey 2000	2. 21 Christian Hackenberg 2013-15	
3. 8.1 Chuck Fusina 1975-78	2. 7.95 Kerry Collins 1994	<b>CAREER INTERCEPTION PCT.</b>		
3. 8.1 Kerry Collins 1991-94	3. 7.85 Kevin Thompson 1999	1. 2.02 Wally Richardson 1992, 94-96	3. 18 Matt McGloin 2009-12	
8.1 Trace McSorley 2015-18	4. 7.53 Todd Blackledge 1982	2. 2.06 Trace McSorley 2015-18	4. 16 Kerry Collins 1991-94	
6. <b>8.0 Sean Clifford</b> 2018-pres.	5. 7.49 Trace McSorley 2016	3. 2.10 Matt McGloin 2009-12	16 Zack Mills 2001-04	
7. 7.9 Tom Shuman 1972-74	6. 7.41 Pete Liske 1962	4. 2.14 Anthony Morelli 2004-07	6. 14 Daryll Clark 2006-09	
8. 7.8 Daryll Clark 2005-09	7. 7.35 John Hufnagel 1971	5. 2.17 Daryll Clark 2006-09	7. 11 Chuck Fusina 1975-78	
9. 7.5 Tom Sherman 1965-67	8. 7.34 Doug Strang 1983	6. 2.31 John Sacca 1992-93	11 Tony Sacca 1988-91	
7.5 Kevin Thompson 1996-99	9. <b>7.21 Sean Clifford</b> 2019	8. 2.31 Anthony Morelli 2004-07	11 Anthony Morelli 2004-07	
<b>CAREER TOUCHDOWN PASS PCT. <i>(Min. 200 attempts)</i></b>		9. 2.82 Christian Hackenberg 2013-15	10. <b>9 Sean Clifford</b> 2018-pres.	
1. 9.14 Elwood Petchel 1946-48	10. <b>5.94 Sean Clifford</b> 2020	10. 2.83 Rashard Casey 1997-2000	<b>SEASON 200-YD. PASSING GAMES</b>	
2. 7.67 Tom Shuman 1972-74	1. 9.14 Elwood Petchel 1946-48	11. <b>3.03 Sean Clifford</b> 2018-pres.	1. 28 Trace McSorley 2015-18	
3. 7.17 Mike McQueary 1994-97	2. 7.67 Tom Shuman 1972-74	<b>CAREER WINNING PERCENTAGE AS A STARTING QB <i>(minimum 10 starts)</i></b>		
4. <b>7.01 Sean Clifford</b> 2018-pres.	3. 7.17 Mike McQueary 1994-97	1. 1.000 22-0-0 Chuck Burkhardt 1968-69		
5. 6.76 Galen Hall 1959-61	4. <b>7.01 Sean Clifford</b> 2018-pres.	2. .962 25-1-0 John Shaffer 1984-86		
6. 6.76 Pete Liske 1961-63	5. 6.76 Galen Hall 1959-61	3. .917 22-2-0 Tom Shuman 1972-74		
7. 6.48 John Sacca 1992-93	6. 6.76 Pete Liske 1961-63	4. .897 26-3-0 John Hufnagel 1970-72		
8. 6.37 John Hufnagel 1970-72	7. 6.48 John Sacca 1992-93	5. .879 29-4-0 Todd Blackledge 1980-82		
9. 6.33 Trace McSorley 2015-18	8. 6.37 John Hufnagel 1970-72	6. .871 27-4-0 Chuck Fusina 1976-78		
10. 6.23 Todd Blackledge 1980-82	9. 6.33 Trace McSorley 2015-18	7. .846 22-4-0 Daryll Clark 2006-09		
	10. 6.23 Todd Blackledge 1980-82	8. .808 21-5-0 Kerry Collins 1994-97		
		8. .808 21-5-0 Wally Richardson 1992, 94-96		
		10. .775 31-9-0 Trace McSorley 2015-18		
		11. .773 8-2-1 Tom Sherman 1965-67		
		12. .760 19-6-0 Kevin Thompson 1996-99		
		13. .750 9-3-0 Mike McQueary 1994-97		
		14. .738 29-10-1 Tony Sacca 1988-91		
		-- <b>.667 12-6 Sean Clifford</b> 2018-pres.		





RECORD WATCH

CAREER FIELD GOAL PCT.

1.	79.6	Tyler Davis	2015-17
2.	77.6	Nick Gancitano	1981-84
3.	75.0	Collin Wagner	2006-10
4.	74.6	Travis Forne	1996-99
5.	<b>74.5</b>	<b>Jake Pinegar</b>	<b>2018-pres.</b>
6.	73.8	Brett Conway	1993-96
7.	72.9	Kevin Kelly	2005-08
8.	72.0	Sam Ficken	2011-14
9.	69.0	Herb Menhardt	1976, 78-80
10.	67.8	Massimo Manca	1982, 84-86

LONGEST FIELD GOALS

1.	57	Jordan Stout vs. Pitt	2019
2.	55	Chris Bahr at Temple	1975
	55	Chris Bahr at Ohio State	1975
	55	Chris Bahr at Syracuse	1975
5.	54	Herb Menhardt at NC State	1979
	54	Sam Ficken vs. Kent State	2013
7.	53	Massimo Manca vs. Notre Dame	1985
	53	Kevin Kelly vs. Iowa	2007
	<b>53</b>	<b>Jordan Stout vs. Idaho</b>	<b>2019</b>
10.	52	Chris Bahr vs. West Virginia	1975
	52	Eric Etze at Notre Dame	1988
	52	Brett Conway vs. Temple	1996
	52	Kevin Kelly at Syracuse	2008
14.	51	Pete Mauthe at Pittsburgh	1912
	51	Brett Conway vs. Michigan	1995
	51	Ryan Primanti vs. Illinois	2000
	51	Robbie Gould at Wisconsin	2002
18.	50	Chris Bahr at Syracuse	1973
	50	Chris Bahr at Pittsburgh	1974
	50	Matt Bahr vs. Syracuse	1978
	50	Massimo Manca vs. Alabama	1985
	50	Massimo Manca vs. Notre Dame	1985
	50	Craig Fayak at Alabama	1990
	50	Travis Forney at Minnesota	1998
	50	Robbie Gould vs. Virginia	2002
	50	Kevin Kelly at Wisconsin	2008
	50	Sam Ficken vs. Temple	2014
	<b>50</b>	<b>Jordan Stout vs. Ohio State</b>	<b>2020</b>

SEASON EXTRA POINTS MADE

1.	71	Tyler Davis	2017
2.	62	Brett Conway	1994
	62	Tyler Davis	2016
4.	60	Kevin Kelly	2008
5.	59	Al Vitiello	1971
6.	<b>56</b>	<b>Jake Pinegar</b>	<b>2019</b>
7.	<b>53</b>	<b>Jake Pinegar</b>	<b>2018</b>
8.	49	Kevin Kelly	2005
9.	46	Collin Wagner	2009
10.	44	Kevin Kelly	2007
	44	Travis Forney	1999

CAREER EXTRA POINTS MADE

1.	183	Kevin Kelly	2005-08
2.	144	Tyler Davis	2015-17
3.	141	Brett Conway	1993-96
4.	132	Craig Fayak	1990-93
5.	<b>124</b>	<b>Jake Pinegar</b>	<b>2018-pres.</b>
6.	117	Travis Forney	1996-99
7.	115	Robbie Gould	2002-04
8.	109	Sam Ficken	2011-14
9.	98	Al Vitiello	1971-72
10.	86	Massimo Manca	1982, 84-86

CAREER PAT PCT.

(Min. 50 Attempts)

1.	100.0 (59-59)	Herb Menhardt	1976, 78-80
	100.0 (85-85)	Collin Wagner	2006-10
	100.0 (144-144)	Tyler Davis	2015-17
4.	99.3 (141-142)	Brett Conway	1993-96
5.	98.9 (183-185)	Kevin Kelly	2005-08
6.	98.9 (86-87)	Massimo Manca	1982, 84-86
7.	97.3 (109-112)	Sam Ficken	2011-14
8.	96.7 (117-121)	Travis Forney	1996-99
9.	96.2 (76-79)	Nick Gancitano	1981-84
10.	<b>96.1 (124-129)</b>	<b>Jake Pinegar</b>	<b>2018-pres.</b>

SCORING

CAREER SCORING

	Points	TD	PAT	FG		
1.	425	1	*183	78	Kevin Kelly	2005-08
2.	318	53	0	0	Saquon Barkley	2015-17
3.	282	0	132	50	Craig Fayak	1990-93
4.	276	0	141	45	Brett Conway	1993-96
5.	271	0	109	54	Sam Ficken	2011-14
6.	261	0	144	39	Tyler Davis	2015-17
7.	258	0	117	47	Travis Forney	1996-99
8.	246	41	0	0	Lydell Mitchell	1969-71
9.	232	0	115	39	Robbie Gould	2001-04
10.	230	38	**0	0	Curtis Enis	1995-97
11.	<b>229</b>	<b>0</b>	<b>124</b>	<b>35</b>	<b>Jake Pinegar</b>	<b>2018-pres.</b>

\*2-pt conversion run; \*\*2-pt conversion reception

SEASON SCORING

	Points	TD	PAT	FG		
1.	174	29	0	0	Lydell Mitchell	1971
2.	140	23	**0	0	Larry Johnson	2002
3.	138	23	0	0	Ki-Jana Carter	1994
	138	23	0	0	Saquon Barkley	2017
5.	132	22	0	0	Saquon Barkley	2016
6.	128	0	62	22	Tyler Davis	2016
7.	122	20	**0	0	Curtis Enis	1997
8.	120	0	60	20	Kevin Kelly	2008
9.	119	11	—	—	Pete Mauthe	1909
10.	116	19	*0	0	Richie Anderson	1992
11.	110	1	44	20	Kevin Kelly	2007
12.	107	0	44	21	Travis Forney	1999
13.	102	17	0	0	John Cappelletti	1973
14.	<b>101</b>	<b>0</b>	<b>53</b>	<b>16</b>	<b>Jake Pinegar</b>	<b>2018</b>
15.	100	0	28	24	Sam Ficken	2014

DEFENSE

CAREER SACK LEADERS

(Since 1975)

1.	33.0	Courtney Brown	1996-99
2.	30.0	Larry Kubin	1977-80
3.	25.5	Shane Conlan	1983-86
	25.5	Michael Haynes	1999-2002
5.	24.5	Tyoka Jackson	1990-93
6.	22.0	Matt Millen	1976-79
7.	21.0	Todd Atkins	1992-95
8.	20.0	Rich McKenzie	1989-92
	20.0	Anthony Zettel	2012-15
10.	<b>19.5</b>	<b>Shaka Toney</b>	<b>2017-pres.</b>

CAREER FORCED FUMBLES

1.	9	Shane Conlan	1983-86
2.	8	Carl Nassib	2012-15
	8	Don Graham	1983-86
	8	Michael Haynes	1998-2002
5.	7	Brandon Bell	2013-16
	7	Bruce Clark	1976-79
7.	6	Micah Parsons	2018-19
6.	6	Sean Stanley	2009-12
6.	6	Bob White	1983-86
6.	6	Mark Robinson	1980-83
6.	6	Matt Millen	1976-79
6.	6	Walker Ashley	1979-82
12.	5	Maurice Evans	2006-08
	5	Roge Alexander	1982-85
	5	Marcus Allen	2014-17
	5	Courtney Brown	1996-99
	5	Sean Lee	2005-09
	5	Harry Hamilton	1980-83
	5	Deion Barnes	2011-14
	5	Mark D'Onofrio	1988-91
--	<b>4</b>	<b>Lamont Wade</b>	<b>2017-pres.</b>
	<b>4</b>	<b>Shaka Toney</b>	<b>2017-pres.</b>
--	<b>3</b>	<b>Keaton Ellis</b>	<b>2019-pres.</b>
<b>3</b>	<b>Marquis Wilson</b>	<b>2019-pres.</b>	



35

GAME 1  
PENN STATE AT INDIANA

36



MEMORIAL STADIUM | FS1 | 10/24/20 | 995



GAME RECAP

**BLOOMINGTON, Ind.** – Penn State quarterback Sean Clifford accounted for four touchdowns, including a late go-ahead touchdown pass and an overtime touchdown throw, but Indiana rallied to defeat No. 8/7 Penn State, 36-35, in the extra frame.

Clifford accounted for four touchdowns (3 passing, 1 rushing) and 357 yards of total offense, throwing for 238 yards on 24-of-35 passing and rushing for 119 yards – the seventh-most by a quarterback in Penn State history. Pat Freiermuth became Penn State's career leader in touchdown receptions by a tight end and caught seven passes for 60 yards. Wide receiver Jahan Dotson had four catches for 94 yards, including a late 60-yard touchdown reception. Shaka Toney led the Penn State defense with seven tackles, which were all solo and included two sacks. Safety Lamont Wade recovered a fumble and made his first career interception.

For Indiana, quarterback Michael Penix Jr. went 19-for-36 passing for 170 yards with a touchdown throw in overtime and two successful two-point conversion rushes - one to force overtime and one to win the game - while running back Stevie Scott III rushed for two touchdowns in the first half. Safety Jamar Johnson made 10 tackles, an interception and forced a fumble the Hoosiers recovered, while cornerback Jaylin Williams also added an interception.

How It Happened

With Penn State trailing by six late in the fourth quarter, Clifford found Dotson over the middle for a 60-yard touchdown strike and a 21-20 Penn State lead. Then after stopping Indiana on fourth down, running back Devyn Ford rushed for a touchdown with 1:42 remaining for a 28-20 PSU advantage. However, Indiana's Penix led the Hoosiers on a game-tying touchdown drive, rushing for both the touchdown and ensuing two-point attempt.

In overtime, Clifford threw a 9-yard touchdown pass to Parker Washington for a 35-28 Nittany Lion lead, but Penix answered with a 9-yard touchdown pass to Whop Philyor on Indiana's possession, and the Hoosiers elected to go for two to decide the game. Penix ran left and dove, extending the football towards the pylon, making contact with both it and the ground out of bounds, for what was ruled a touchdown. The play was reviewed, but the call stood.

Penn State took the game's first lead with Freiermuth's touchdown catch on the opening drive, converting on fourth-and-goal from the 2-yard line.

Williams intercepted Clifford late in the first quarter leading to the Hoosiers' first score, a field goal, early in the second quarter. Scott then gave Indiana a 17-7 lead with a pair of rushing touchdowns.

Clifford scampered for a 35-yard touchdown run to cut the deficit to three at the end of the third quarter, before Indiana added a field goal for a 20-14 advantage. Penn State was able to retake the lead on the Clifford-Dotson score, but Indiana answered.

Notes

- Penn State dropped to 22-2 all-time against Indiana, including an 11-2 mark in Bloomington. The Nittany Lions snapped a six-game win streak against the Hoosiers.
- Penn State converted 27 first downs, tying the ninth-most by the team in the James Franklin era.
- The Nittany Lions tallied 52 rushing attempts, equaling the fourth-most by the program under James Franklin. Penn State last had 52 rushing attempts against Iowa in 2016.
- The Nittany Lions scored on their opening drive, covering 7:01. It was Penn State's longest time-covering drive since a 9:01 drive against Indiana in 2019.
- WR Parker Washington became the first true freshman wide receiver to start a season opener since Brandon Polk against Temple in 2015.
- Washington caught a 9-yard touchdown pass in overtime, marking the second-straight season opener with a freshman catching a touchdown pass. Brenton Strange caught a 4-yard touchdown reception against Idaho in 2019.
- QB Sean Clifford ran for a career-best 119 yards on 17 carries. It was his first career 100-yard rushing game and Penn State's first 100-yard rushing game by a quarterback since Will Lewis ran for 108 yards against Rutgers in 2019.
- Clifford scored on a 35-yard run at the end of the third quarter. It was Clifford's second career rushing touchdown over 30 yards, joining his 38-yard run against Indiana in 2019.
- TE Pat Freiermuth owns the Penn State career record for receiving touchdowns by a tight end with 16 career touchdown grabs. He broke a tie with Mike Gesicki (2014-17).
- WR Jahan Dotson hauled in a 60-yard touchdown reception in the fourth quarter. It was Dotson's fifth career touchdown catch and his fourth of 40 or more yards.
- The Nittany Lions held Indiana to 211 total yards, the ninth-fewest allowed under James Franklin.
- Indiana attempted only 26 rushes, tied for the sixth-lowest by any opponent in the James Franklin era.
- DE Shaka Toney matched a career high with seven tackles, tying his performance against Michigan in 2019.
- S Lamont Wade intercepted a pass in the third quarter, his first career interception.
- CB Joey Porter Jr. registered his first career sack in the first quarter and collected a career-best five tackles, topping two tackles against Rutgers in 2019.
- LB Ellis Brooks forced his first career forced fumble.

SCORING SUMMARY		1	2	3	4	OT	F
<b>PSU</b>		7	0	7	14	7	35
<b>IU</b>		0	17	0	11	8	36

1st	7:59	PSU	13-64/7:01/7-0
		Freiermuth, Pat 2 yd pass from Clifford, Sean (Pinegar kick)	
2nd	12:24	IND	9-22/3:15/7-3
		Campbell, Charles 34 yd field goal	
	8:12	IND	6-62/2:02/7-10
		Scott III, Stevie 14 yd run (Campbell kick)	
	6:36	IND	2-4/0:30/7-17
		Scott III, Stevie 2 yd run (Campbell kick)	
3rd	0:00	PSU	8-57/4:07/14-17
		Clifford, Sean 35 yd run (Pinegar kick)	
4th	13:18	IND	9-44/1:42/14-20
		Campbell, Charles 48 yd field goal	
	2:30	PSU	3-74/0:44/21-20
		Dotson, Jahan 60 yd pass from Clifford, Sean (Pinegar kick)	
	1:42	PSU	1-14/0:05/28-20
		Ford, Devyn 14 yd run (Pinegar, kick)	
	00:22	IND	7-75/1:20/28-28
		Penix, Michael 1 yd run (Penix rush)	
OT		PSU	4-25/35-28
		Washington, Parker 9 yd pass from Clifford, Sean (Pinegar kick)	
		IND	5-25/35-36
		Philyor, Whop 9 yd pass from Penix, Michael (Penix rush)	

TEAM STATS		PSU	IU
First Downs		27	16
Rushing Yards		250	41
Passing Yards		238	170
Passing (C-A-Int)		24-35-2	19-36-1
Total Offense		488	211
Plays		87	62
Fumbles (#-Lost)		1-1	1-1
Penalties (#-Yards)		10-100	4-36
Possession Time		40:25	19:35
3rd-Down Conv.		9-17	4-12
Red Zone		2-6	5-5
Touchdowns		2	4
Field goals		0	1

OTHER		PSU	IU
Time of Game			4:05
Indiana		1-0, 1-0 Big Ten	
Penn State		0-1, 0-1 Big Ten	

INDIVIDUAL STATISTICS

RUSHING

Penn State-Clifford, Sean 17-119; Ford, Devyn 20-69; Lee, Keyvone 6-35; Holmes, Caziah 5-16; Cain, Noah 3-13; Levis, Will 1-minus 2. Indiana-Scott III, Stevie 20-57; James, Sampson 1-4; TEAM 1-minus 2; Penix, Michael 4-minus 18.

PASSING

Penn State-Clifford, Sean 24-35-3-238  
Indiana-Penix Jr., Michael 19-36-1-170.

RECEIVING

Penn State-Freiermuth, Pat 7-60; Dotson, Jahan 4-94; George, Daniel 3-29; Ford, Devyn 3-11; Lambert-Smith, K 2-25; Washington, Parker 2-12; Lee, Keyvone 2-6; Strange, Brenton 1-1.  
Indiana-Philyor, Whop 5-36; Marshall, Miles 4-46; Scott III, Stevie 3-11; Fryfogle, Ty 2-27; Swinton, Javon 2-23; Hendershot, P. 2-13; Hewitt, Jacobly 1-14.

TOP TACKLERS (UA-A-T)

Penn State-Toney, Shaka 7-0-7; Porter Jr., Joey 5-0-5; Brooks, Ellis 5-0-5; Castro-Fields, Tariq 4-1-5; Brisker, Jaquan 2-1-3; Luketa, Jesse 2-1-3; Wade, Lamont 1-2-3; Shelton, Antonio 2-0-2; Oweh, Jayson 2-0-2; Mustipher, PJ 1-1-2.  
Indiana-McFadden, Mich 11-0-11; Johnson, Jamar 7-3-10; Matthews, Devon 5-3-8; Mullen, Tiawan 4-4-8; Jones, Cam 6-1-7; Head Jr., James 3-2-5; Williams, Jaylin 3-1-4; Fitzgerald, Bryant 3-0-3; Miller, James 1-2-3; Taylor, Reese 1-2-3.



25

GAME 2  
PENN STATE VS. OHIO STATE

38



BEAVER STADIUM | ABC | 10/31/20 | 1500



GAME RECAP

UNIVERSITY PARK, Pa. – Wide receiver Jahan Dotson scored three touchdowns and totaled 144 yards receiving for No. 18/17 Penn State, but No. 3 Ohio State made an early lead last for a 38-25 win over the Nittany Lions.

It was Dotson's second career 100-yard receiving game and a career-high total, and his three touchdowns and eight receptions were also career highs. Quarterback Sean Clifford completed 18-of-30 passes for 281 yards and the three touchdowns. Of Clifford's passing yards, 252 came in the second half.

Ohio State was paced by quarterback Justin Fields, who completed 28-of-34 passes for 318 yards and four touchdowns. Garrett Wilson caught 11 passes for 111 yards and had a 62-yard rush, while Chris Olave caught seven passes for 120 yards and 2 touchdowns and Jeremy Ruckert added a pair of receiving touchdowns.

Linebacker Ellis Brooks paced the Penn State defense with a career-high 11 tackles, while linebacker Brandon Smith and defensive tackle Antonio Shelton both tallied sacks. Tommy Togiai led Ohio State with seven tackles and three sacks and Marcus Hooker had six tackles and an interception.

How It Happened

Ohio State jumped out to an early two-touchdown lead. Wilson broke free for 62 yards on the first play from scrimmage and Master Teague III scored from four yards out two plays later to give the Buckeyes a 7-0 lead. Penn State failed to convert on fourth-and-two at its own 45 on the ensuing drive, and Ohio State took advantage of the short field when Olave hauled in a 26-yard touchdown catch.

Penn State put together a field goal drive for its first score with 2:57 remaining in the first quarter, but the Buckeyes added another touchdown before the end of the half on a 10-yard throw to Jeremy Ruckert over the middle. Jordan Stout drilled a 50-yard field goal for the Nittany Lions as the half expired to go to halftime down 21-6.

Penn State opened the second half with the ball and marched down the field for an eight-play, 75-yard drive capped by a 14-yard touchdown reception by Dotson. Ohio State answered midway through the third quarter with a 49-yard touchdown catch by Olave and added a field goal before the end of the quarter.

The Nittany Lions made it a 31-19 game at the start of the fourth quarter after a pair of highlight reel catches by Dotson. On the first play of the final stanza on third-and-17, Dotson caught a 37-yard pass with one hand and the side of his helmet. On the next play, he made a one-handed snag for a 21-yard touchdown catch.

Fields found Ruckert again in the end zone with 9:14 to go and Clifford connected with Dotson on a 20-yard strike with 6:27 to go to make it a 38-25 game. Hooker sealed the game for Ohio State with an interception in Penn State territory in the game's final minutes.

Notes

- Penn State is 14-22 all-time against Ohio State.
- The Nittany Lions moved to 119-14-1 all-time in home openers and 51-10 in Beaver Stadium.
- Penn State is now 26-4-1 in October home openers.
- Penn State snapped a streak of seven consecutive wins in home openers. The Nittany Lions have won 17 of their last 19 home openers.
- The Nittany Lions are now 1-1 in home openers against Big Ten opponents.
- Penn State is now 4-5 in home openers against AP Top 25 teams, including 2-4 against AP Top 10 opponents.
- The Nittany Lions moved to 55-32 all-time in night games.
- Penn State is now 8-13 when College Gameday is at the site of a Penn State game.
- WR Jahan Dotson is the first Penn State player with three touchdown receptions in a game since Pat Freiermuth (vs. Michigan State, 2019) and the first Nittany Lion receiver since DaeSean Hamilton (vs. Indiana, 2017).
- Dotson's 144 receiving yards were the most receiving yards for a Penn State player since Chris Godwin recorded 187 yards vs. USC in the 2016 Rose Bowl.
- Dotson hauled in four receptions of 20 or more yards with catches of 20, 37, 21 and 20 yards. He has 17 career catches of 20 or more yards.
- With three touchdown passes, QB Sean Clifford raised his career total to 31, tying him for 10th all-time at Penn State with Anthony Morelli (2004-07).
- WR Parker Washington had four catches for 73 yards including a career-long 31-yard reception in the fourth quarter. He also had a 20-yard reception in the third quarter.
- LB Jesse Luketa made a career-high eight stops, all coming in the second half. His previous high was five tackles at Maryland in 2019.
- LB Lance Dixon forced his first career fumble in the first quarter.
- K/P Jordan Stout kicked his third career field goal of 50 yards or longer (53-yard field goal vs. Idaho, 2019; 57-yard field goal vs. Pitt, 2019).
- With three career field goals of 50 or more yards, Stout moved to second all-time at Penn State.

SCORING SUMMARY

	1	2	3	4	OT	F
OSU	14	7	10	7	-	38
PSU	3	3	7	12	-	25

1st	13:43	OSU	Teague III, Master 4 yd run (Haubeil kick)	3-75/1:17/7-0
	8:39	OSU	Olave, Chris 26 yd pass from Fields, Justin (Haubeil kick)	5-45/2:42/14-0
	2:57	PSU	Pinegar, Jake 31 yd field goal	11-61/5:42/14-3
2nd	2:23	OSU	Ruckert, Jeremy 10 yd pass from Fields, Justin (DiMaccio kick)	15-89/6:06/21-3
	0:00	PSU	Stout, Jordan 50 yd field goal	1-0/0:01/21-6
3rd	11:14	PSU	Dotson, Jahan 14 yd pass from Clifford, Sean (Pinegar kick)	8-75/3:46/21-13
	8:41	OSU	Olave, Chris 49 yd pass from Fields, Justin (DiMaccio kick)	8-75/2:33/28-13
	1:02	OSU	DiMaccio, Dominic 22 yd field goal	12-75/6:22/31-13
4th	14:30	PSU	Dotson, Jahan 21 yd pass from Clifford, Sean (Clifford rush failed)	5-75/1:32/31-19
	9:14	OSU	Ruckert, Jeremy 1 yd pass from Fields, Justin (DiMaccio kick)	12-75/5:16/38-19
	6:27	PSU	Dotson, Jahan 20 yd pass from Clifford, Sean (Clifford pass failed)	7-75/2:47/38-25

TEAM STATS

	OSU	PSU
First Downs	24	20
Rushing Yards	208	44
Passing Yards	318	281
Passing (C-A-Int)	28-34-0	18-30-1
Total Offense	526	325
Plays	79	57
Fumbles (#-Lost)	2-0	0-0
Penalties (#-Yards)	9-80	5-31
Possession Time	37:01	22:59
3rd-Down Conv.	10-18	3-9
Red Zone	4-6	3-3
Touchdowns	3	2
Field goals	1	1

OTHER

Time of Game	3:44
Ohio State	2-0, 2-0 Big Ten
Penn State	0-2, 0-2 Big Ten

INDIVIDUAL STATISTICS

RUSHING

Ohio State-Teague III, Master 23-110; Wilson, Garrett 1-62; Sermon, Trey 13-56; Fields, Justin 6-minus 4; TEAM 2-minus 16.  
Penn State-Ford, Devyn 8-36; Clifford, Sean 18-5; Levis, Will 1-3.

PASSING

Ohio State-Fields, Justin 28-34-0-318.  
Penn State-Clifford, Sean 18-30-1-281.

RECEIVING

Ohio State-Wilson, Garrett 11-111; Olave, Chris 7-120; Ruckert, Jeremy 4-25; Williams, J. 2-23; Farrell, Luke 1-16; Hausmann, Jake 1-13; Smith-Njigba, Jaxon 1-6; Sermon, Trey 1-4.  
Penn State-Dotson, Jahan 8-144; Washington, Parker 4-73; Freiermuth, Pat 3-46; Lambert-Smith, KeAndre 2-18; Ford, Devyn 1-0.

TOP TACKLERS (UA-A-T)

Ohio State-Togiai, Tommy 4-3-7; Hooker, Marcus 5-1-6; Werner, Pete 1-5-6; Borland, Tuf 1-4-5; Cooper, J. 1-4-5; Banks, Sevin 3-1-4; Harrison, Zach 2-2-4; Friday, Tyler 1-2-3; Wade, Shaun 1-1-2; Williamson, Marcus 1-1-2; Jean-Baptiste, Javontae 1-1-2.  
Penn State-Brooks, Ellis 5-6-11; Wade, Lamont 6-2-8; Luketa, Jesse 4-4-8; Brisker, Jaquan 4-4-8; Mustipher, PJ 2-6-8; Oweh, Jayson 2-4-6; Dixon, Lance 4-1-5; Porter Jr., Joey 3-2-5; Smith, Brandon 3-2-5; Katshir, Charlie 2-1-3; Simmons, Shane 1-2-3.



19

**GAME 3**  
PENN STATE VS. MARYLAND

35



BEAVER STADIUM | BTN | 11/7/20 | 1500



**GAME RECAP**

**UNIVERSITY PARK, Pa.** – Penn State tried to rally from an early deficit with 290 yards of total offense in the second half, but Maryland's explosive scoring plays in the first half were enough for a 35-19 victory in Big Ten football action Saturday in Beaver Stadium.

Penn State held Maryland to 70 yards with no scores on offense in the second half, but was unable to overcome a 28-7 halftime deficit.

Penn State quarterback Sean Clifford attempted a school-record 57 passes and threw for 340 yards and three touchdowns as he tried to rally the Nittany Lions late, and freshman wide receiver Parker Washington caught eight passes for 70 yards and two touchdowns. Wide receiver Jahan Dotson finished with nine catches for 123 yards – his second-straight 100-yard receiving game – and tight end Pat Freiermuth caught six passes for 91 yards, as both surpassed 1,000 yards receiving for their careers in the game.

Maryland scored all of its touchdowns from 34 or more yards out. Quarterback Taulia Tagovailoa completed 18-of-26 passes for 282 yards and three touchdowns, while wide receiver Rakim Jarrett caught five passes for 144 yards and two touchdowns and wide receiver Dontay Demus caught six passes for 86 yards and one touchdown. Running back Jake Funk ran 16 times for 80 yards and a 38-yard touchdown run.

Defensive end Jayson Oweh led the Nittany Lions on defense with a career-high 10 tackles and two tackles for loss, while safety Nick Cross led the Terps with eight tackles, a sack, interception and two pass break ups.

**How It Happened**

Maryland took a 14-0 lead in the first quarter on a pair of big touchdown receptions by Jarrett, who caught a 42-yard touchdown the Terps' first possession and a 62-yard score with 19 seconds remaining in the opening frame, and then went up three touchdowns with a 38-yard rush by Funk early in the second quarter.

Penn State got on the board with 6:32 remaining in the half, as Clifford engineered a 10-play, 75-yard touchdown drive capped by a 20-yard touchdown toss to Dotson, but Tagovailoa connected with Demus for a 34-yard touchdown before the break for a 28-7 halftime lead.

Maryland extended its lead in the second half on a fumble recovery for a touchdown. Clifford connected with Washington for a 23-yard touchdown with 10:16 remaining to complete a 16-play, 98-yard drive, and again in the final seconds for a 1-yard score.

**Notes**

- Penn State dropped to 40-3-1 against Maryland all-time, snapping a five-game win streak.
- The Nittany Lions are now 23-2 at home against Maryland.
- Penn State is 5-2 against Maryland since the Terrapins joined the Big Ten in 2014.
- The Nittany Lions snapped a streak of 14-straight wins against teams within 250 miles of Beaver Stadium.
- Freshman receivers KeAndre Lambert-Smith and Parker Washington both started for the Nittany Lions, marking the first time two true freshman receivers started for Penn State since Saeed Blacknall and Chris Godwin at Michigan in 2014.
- Penn State's 93 plays on offense were its most since having 99 at Iowa in 2017.
- QB Sean Clifford attempted a program-record 57 passes. The record was previously held by Christian Hackenberg (55; at Indiana, 2013).
- Clifford finished with 340 passing yards, marking his third career 300-yard game. He is tied with Daryll Clark (2006-09) for fifth place on Penn State's all-time list.
- His nine career games of 200-plus yards passing moves him into a tie for 10th with Todd Blackledge (1980-82) and Wally Richardson (1992, 94-96).
- The 340 yards ranks tied for 16th in program history, matching his own mark at Minnesota in 2019 and Christian Hackenberg's performance at Indiana in 2013.
- WR Jahan Dotson became the first Penn State football player to have a touchdown catch in each of the first three games of a season since Allen Robinson accomplished the feat in 2013 (vs. Syracuse, Eastern Michigan, UCF).
- Dotson's five touchdowns in the first three games of the season tie the Penn State record set by Joe Jurevicius in 1997.
- WR Parker Washington became the first Penn State true freshman to have two touchdown receptions in a game since Pat Freiermuth did so against Rutgers in 2018.
- DE Jayson Oweh is the first Penn State defensive lineman with 10 or more tackles in a game since Yetur Gross-Matos against Indiana in 2018 (10 tackles).
- DE Shane Simmons recorded a career-high 1.5 sacks.
- K Jake Pinegar registered his 200th career point on an extra point in the second quarter.

**SCORING SUMMARY**

	1	2	3	4	OT	F
<b>MD</b>	14	14	7	0	-	35
<b>PSU</b>	0	7	0	12	-	19

1st	12:27	UMD	6-75/2:33/7-0
		Jarrett, Rakim 42 yd pass from Tagovailoa, Taulia (Petrino kick)	
	0:19	UMD	4-78/1:31/14-0
		Jarrett, Rakim 62 yd pass from Tagovailoa, Taulia (Petrino kick)	
2nd	11:49	UMD	8-65/2:51/21-0
		Funk, Jake 38 yd run (Petrino kick)	
	6:32	PSU	10-75/5:17/21-7
		Dotson, Jahan 20 yd pass from Clifford, Sean (Pinegar kick)	
	0:45	UMD	6-71/0:56/28-7
		Demus, Dontay 34 yd pass from Tagovailoa, Taulia (Petrino kick)	
3rd	12:55	UMD	35-7
		Campbell, Chance 34 yd fumble recovery (Petrino kick)	
4th	10:16	PSU	16-98/5:12/35-13
		Washington, Parker 23 yd pass from Clifford (Clifford pass failed)	
	0:11	PSU	8-76/2:09/35-19
		Washington, Parker 1 yd pass from Clifford (Clifford pass failed)	

**TEAM STATS**

	MD	PSU
First Downs	16	30
Rushing Yards	123	94
Passing Yards	282	340
Passing (C-A-Int)	18-26-0	27-57-2
Total Offense	405	434
Plays	61	93
Fumbles (#-Lost)	0-0	1-1
Penalties (#-Yards)	8-55	4-25
Possession Time	26:22	33:38
3rd-Down Conv.	9-16	9-20
Red Zone	0-0	2-4
Touchdowns	0	2
Field goals	0	0

**OTHER**

Time of Game	3:15
Maryland	2-1, 2-1 Big Ten
Penn State	0-3, 0-3 Big Ten

**INDIVIDUAL STATISTICS**

**RUSHING**

Maryland-Funk, Jake 16-80; Boone, Peny 4-20; Jacobs, Isaiah 6-14; Tagovailoa, Taulia 7-13; TEAM 2-minus 4.

Penn State-Ford, Devyn 9-36; Holmes, Caziaha 9-29; Clifford, Sean 17-26; Lee, Keyvone 1-3.

**PASSING**

Maryland-Tagovailoa, Taulia 18-26-0-282.

Penn State-Clifford, Sean 27-57-2-340.

**RECEIVING**

Maryland-Demus, Dontay 6-86; Jarrett, Rakim 5-144; Cobbs, Brian 2-18; Jones, Darryl 2-9; Jones, Jashaun 1-12; Boone, Peny 1-9; Funk, Jake 1-4.

Penn State-Dotson, Jahan 9-123; Washington, Parker 8-70; Freiermuth, Pat 6-91; George, Daniel 2-34; Strange, Brenton 2-22.

**TOP TACKLERS (UA-A-T)**

Maryland-Cross, Nick 4-4-8; Hyppolite II, Ruben 3-4-7; Richardson, Antwaine 4-2-6; Mosley, Jordan 3-3-6; Campbell, Chance 2-4-6; Still, Tarheeb 4-0-4; Bennett, Kenny 4-0-4; Eley, Ayinde 1-3-4; Glasgow, Cherokee 1-2-3; McCullough, Ahmad 1-2-3; Finau, Ami 0-3-3; Gotay, Fa'Najae 0-3-3; Hazel, Isaiah 0-3-3.

Penn State-Oweh, Jayson 5-5-10; Brooks, Ellis 2-5-7; Brisker, Jaquan 4-2-6; Castro-Fields, Tariq 1-5-6; Smith, Brandon 2-3-5; Mustipher, PJ 2-2-4; Luketa, Jesse 2-2-4; Porter Jr., Joey 3-0-3; Culpepper, Judge 2-1-3; Shelton, Antonio 0-3-3; Simmons, Shane 1-1-2; Isaac, Adisa 1-1-2; Katshir, Charlie 1-1-2; Hansard, Fred 0-2-2.



23

GAME 4  
PENN STATE AT NEBRASKA

30



MEMORIAL STADIUM | FS1 | 11/14/20 | -



GAME RECAP

**LINCOLN, Neb.** – Penn State trimmed a 21-point halftime deficit to just seven points late, but Nebraska took advantage of early turnovers and made a pair of fourth-down stops in the red zone in the final minutes to hang on for a 30-23 victory.

The Nittany Lions outscored Nebraska 17-3 over the final 30 minutes, but it was not enough to overcome a 27-6 halftime deficit.

Will Levis threw for a career-high 219 yards on 14-of-31 passing and rushed for 61 yards after entering the game in the second quarter, and running backs Keyvone Lee and Devyn Ford ran for a touchdown each in the second half. Pat Freiermuth led Penn State in receiving with seven catches for a career-high 113 yards, including a career-long 74-yard reception, while Parker Washington caught five passes for 70 yards. Jayson Oweh and Jesse Luketa paced the defense with nine tackles each, and Oweh made 1.5 stops behind the line while Luketa made one.

How It Happened

Penn State trimmed its first-half deficit to 11 in the third quarter with a 31-yard rushing touchdown by Keyvone Lee followed by a field goal. Nebraska added a field goal early in the fourth quarter for a 30-16 lead, but on the Nittany Lions' next possession, Levis spun away from a blitz to connect with Freiermuth for a 74-yard gain to the Nebraska 1, which led to a Ford rushing TD with 9:20 to go.

Trailing 30-23 during the ensuing Nebraska drive, Oweh pressured McCaffery, forcing him to throw a ball up for grabs, and linebacker Brandon Smith snagged it for Penn State at the Nebraska 48 with 7:39 remaining. Penn State drove to the 11-yard line, but the Huskers forced four-straight incompletions and took over on downs with 3:37 to go. However, the Nittany Lion defense forced a three-and-out to get the ball back with 2:34 left.

Levis started the offensive drive from the Penn State 31 with a 14-yard rush, and then went 5-for-6 passing for 46 yards to lead the Lions to the Nebraska 9. However, the Huskers drew incompletions on the next two plays, Luke Reimer sacked Levis on third down, and Penn State was unable to convert on fourth down from the 13.

Nebraska had built a 27-6 lead through halftime, including 10 points off turnovers. The Huskers opened the game with a McCaffery touchdown run, and an interception by Cam Taylor-Britt led to a field goal for a 10-0 lead. Penn State kicked a field goal at the start of the second quarter, but then Nebraska's Zavier Betts broke free for a 45-yard touchdown reception and Deontai Williams scored on a 26-yard strip-sack fumble recovery touchdown run for a 24-3 lead. Both teams added field goal before the break.

Notes

- Penn State is now 8-10 all-time against Nebraska.
- The Nittany Lions moved to 2-6 at Nebraska.
- The Blue & White is now 1-4 against Nebraska since the Cornhuskers joined the Big Ten in 2011.
- Penn State's 501 yards of total offense is its most since the 529 it recorded in the 2019 Cotton Bowl vs. Memphis.
- Penn State ran 91 offensive plays, marking back-to-back games with 90 or more plays. The last time the Nittany Lions had back-to-back games with 90 or more plays came in 2012 (99 vs. Northwestern, 10/6/12; 90 vs. Iowa, 10/20/12).
- The Nittany Lions gained 30 first downs, tying a season high. The 30 first downs are tied for their fourth-most under James Franklin.
- Penn State's 52 rushing attempts also tied a season best. The 52 rushes are tied for the fourth-most under Franklin.
- RB Caziaiah Holmes rushed for a career-high 50 yards on four carries.
- RB Keyvone Lee scored his first career touchdown on a career-long 31-yard burst in the third quarter.
- The Nittany Lions held Nebraska to just 95 yards in the second half after surrendering 203 in the first half.
- The 298 yards allowed marks the second time this season Penn State has held an opponent under 300 yards of offense (211 vs. Indiana).
- LB Jesse Luketa notched a career-best nine tackles. His previous high was eight against Ohio State.
- LB Brandon Smith tallied a career-high six tackles. He had five in two previous games with the last time coming against Maryland.
- Smith recorded his first career interception in the fourth quarter.
- K Jake Pinegar tied his career high with three made field goals, marking the third time in his career he had three makes in a game with the most recent occurring against Wisconsin (11/10/18).

SCORING SUMMARY

	1	2	3	4	OT	F
PSU	0	6	10	7	-	23
NU	10	17	0	3	-	30

1st	11:25	NEB	McCaffery, Luke 1 yd run (Culp kick)	11-75/3:35/0-7
	6:14	NEB	Culp, Connor 22 yd field goal	6-10/1:56/0-10
2nd	14:50	PSU	Pinegar, Jake 33 yd field goal	14-66/6:20/3-10
	14:01	NEB	Betts, Zavier 45 yd pass from McCaffery, Luke (Culp kick)	3-65/0:49/3-17
	11:29	NEB	Williams, Deontai 26 yd fumble recovery (Culp kick)	3-24
	5:48	PSU	Pinegar, Jake 40 yd field goal	13-52/5:41/6-24
	0:00	NEB	Culp, Connor 25 yd field goal	11-35/1:39/6-27
3rd	7:51	PSU	Lee, Keyvone 31 yd run (Pinegar kick)	6-82/2:53/13-27
	1:01	PSU	Pinegar, Jake 27 yd field goal	10-42/5:03/16-27
4th	10:34	NEB	Culp, Connor 30 yd field goal	10-63/5:27/16-30
	9:20	PSU	Ford, Devyn 5 yd run (Pinegar kick)	4-75/1:14/23-30

TEAM STATS

	PSU	NU
First Downs	30	17
Rushing Yards	245	146
Passing Yards	256	152
Passing (C-A-Int)	19-39-2	13-21-1
Total Offense	501	298
Plays	91	60
Fumbles (#-Lost)	1-1	0-0
Penalties (#-Yards)	4-50	5-39
Possession Time	36:24	23:36
3rd-Down Conv.	8-17	4-12
Red Zone	4-6	4-4
Touchdowns	1	1
Field goals	3	3

OTHER

Time of Game	3:23
Nebraska	1-2, 1-2 Big Ten
Penn State	0-4, 0-4 Big Ten

INDIVIDUAL STATISTICS

RUSHING

Penn State-Ford, Devyn 16-66; Levis, Will 18-61; Holmes, Caziaiah 4-50; Lee, Keyvone 8-49; Clifford, Sean 6-19.

Nebraska-McCaffery, Luke 13-67; Robinson, Wan'Dale 16-60; Scott, Marvin 5-11; Mills, Dedrick 3-11; Thompkins, Ronald 1-2; TEAM 1-minus 5.

PASSING

Penn State-Levis, Will 14-31-0-219; Clifford, Sean 5-8-1-37. Nebraska-McCaffery, Luke 13-21-1-152.

RECEIVING

Penn State-Freiermuth, Pat 7-113; Washington, Parker 5-70; Lambert-Smith, KeAndre 3-35; Dotson, Jahan 2-27; George, Daniel 1-6; Ford, Devyn 1-5.

Nebraska-Robinson, Wan'Dale 5-11; Allen, Austin 3-39; Betts, Zavier 2-54; Falck, Levi 1-21; Scott, Marvin 1-14; Warner, Kade 1-13.

TOP TACKLERS (UA-A-T)

Penn State-Oweh, Jayson 6-3-9; Luketa, Jesse 5-4-9; Brooks, Ellis 3-5-8; Mustipher, PJ 3-4-7; Brisker, Jaquan 3-4-7; Smith, Brandon 2-4-6; Wade, Lamont 2-3-5; Toney, Shaka 2-2-4; Ellis, Keaton 1-2-3. Isaac, Adisa 1-1-2; Porter Jr., Joey 0-2-2; Dixon, Lance 0-2-2.

Nebraska-Dismuke, Marquel 5-10-15; Honas, Will 5-8-13; Domann, Jolo 4-8-12; Miller, Collin 3-7-10; Nelson, Garrett 2-7-9; Payne, Pheldarius 3-3-6; Taylor-Britt, Cam 4-0-4; Reimer, Luke 2-2-4; Robinson, Ty 0-4-4; Williams, Deontai 2-1-3; Tannor, Caleb 1-2-3; Stille, Ben 1-2-3; Rogers, Casey 0-3-3; Daniels, Damion 0-3-3.



21

GAME 5  
PENN STATE VS. IOWA

41



BEAVER STADIUM | BTN | 11/21/20 | 1,500



SCORING SUMMARY						
	1	2	3	4	OT	F
IOWA	3	21	7	10	-	41
PSU	7	0	14	0	-	21

1st	8:23	IOWA	9-55/3:22/0-3
		Duncan, Keith 40 yd field goal	
	2:12	PSU	14-75/6:11/7-3
		Lee, Keyvone 6 yd run (Pinegar kick)	
2nd	14:35	IOWA	6-75/2:37/7-10
		Goodson, Tyler 10 yd run (Duncan kick)	
	6:34	IOWA	8-41/3:24/7-17
		Sargent, Mekhi 1 yd run (Duncan kick)	
	0:11	IOWA	7-49/0:42/7-24
		Sargent, Mekhi 1 yd run (Duncan kick)	
3rd	6:45	IOWA	12-54/6:13/7-31
		Petras, Spencer 3 yd run (Duncan kick)	
	4:01	PSU	1-28/0:08/13-31
		Strange, Brenton 28 yd pass from Clifford, Sean (Pinegar kick failed)	
	0:07	PSU	1-68/0:11/21-31
		Dotson, Jahan 68 yd pass from Clifford, Sean (Lee, Keyvone pass from Clifford, Sean)	
4th	7:14	IOWA	6-17/2:28/21-34
		Duncan, Keith 24 yd field goal	
	1:58	IOWA	21-41
		Nixon, Daviyon 71 yd interception return (Duncan kick)	

TEAM STATS		
	IOWA	PSU
First Downs	24	19
Rushing Yards	175	62
Passing Yards	186	280
Passing (C-A-Int)	18-28-0	26-38-2
Total Offense	361	342
Plays	74	73
Fumbles (#-Lost)	2-1	3-2
Penalties (#-Yards)	6-45	2-15
Possession Time	31:50	28:10
3rd-Down Conv.	7-15	7-15
Red Zone	5-5	1-1
Touchdowns	4	1
Field goals	1	0
OTHER		
Time of Game		3:26
Iowa	3-2, 3-2 Big Ten	
Penn State	0-5, 0-5 Big Ten	

GAME RECAP

UNIVERSITY PARK, Pa. — Penn State trimmed its third-quarter deficit to 13 with touchdowns on back-to-back throws by Sean Clifford, but the Nittany Lions fell 41-21 against Iowa in Big Ten action at Beaver Stadium on Saturday. The Hawkeyes found success on the ground, scoring four rushing touchdowns.

Penn State quarterback Sean Clifford entered the game in the third quarter and immediately sparked the Nittany Lion offense. He found Brenton Strange (28 yards) and Jahan Dotson (68 yards) for touchdowns on back-to-back throws. The Nittany Lions' late rally was not enough to overcome a 24-7 halftime deficit. Iowa added a late touchdown on a 71-yard interception return by Daviyon Nixon.

Clifford finished the game completing 13-of-22 passes for 174 yards, while starter Will Levis completed 13-of-16 passes for 106 yards. Dotson caught eight passes for 139 yards to earn his third 100-yard receiving game of the season. Lamont Wade led the Penn State defense with 10 tackles and a fumble recovery to setup a touchdown. Shaka Toney recorded three tackles for loss, including two sacks, while Jayson Oweh had six tackles, including 1.5 for loss. Iowa rushed for 175 yards, led by Mekhi Sargent's 101 yards and two touchdowns. Tyler Goodson added 78 yards and a touchdown. Spencer Petras completed 18-of-28 passes for 186 yards and rushed for a 3-yard score. Nick Niemann led the Hawkeye defensive unit with 17 tackles. Jack Campbell contributed seven tackles, a sack and a forced fumble.

How It Happened

Penn State answered an Iowa field goal with a 6-yard rushing touchdown by Keyvone Lee late in the first quarter. A methodical drive included 44 rushing yards and six completions by Levis. On third-and-goal, Lee took a handoff through the middle.

The Hawkeyes responded with three rushing touchdowns, including a 10-yard run by Goodson and a pair of 1-yard runs by Sargent, to take a 24-7 lead into halftime. Iowa pushed its lead to 31-7 in the third quarter on a 3-yard sneak by Petras.

The Nittany Lions trimmed the deficit on a 28-yard touchdown pass by Clifford to Strange along the right sideline. The score was setup by an Iowa botched snap at their own 30, recovered by Wade and returned to the 28-yard-line.

Following a missed field goal by Iowa, Clifford's first throw of the ensuing drive connected with Dotson for a 68-yard touchdown. Clifford got the Hawkeyes' defense to bite on a pump-fake before finding an open Dotson deep down the field. Lee scored on a run to convert the two-point conversion. The Nittany Lions trailed 31-21 with seven seconds left in the third quarter.

Iowa answered with a 24-yard field goal by Keith Duncan. The Hawkeyes added to their lead on Nixon's pick-six late in the fourth quarter.

INDIVIDUAL STATISTICS

RUSHING

Penn State—Levis, Will 15-34; Clifford, Sean 6-13; Holmes, Caziah 6-8; Lee, Keyvone 4-6; Ford, Devyn 3-2; TEAM 1-minus 1.  
Iowa—Sargent, Mekhi 15-101; Goodson, Tyler 20-78; Kelly—Martin, Ivory 3-13; Tracy, Tyrone 1-1; Petras, Spencer 7-minus 18.

PASSING

Penn State—Clifford, Sean 13-22-2-174; Levis, Will 13-16-0-106.  
Iowa—Petras, Spencer 18-28-0-186.

Notes

- Penn State is now 17-13 all-time against Iowa.
- The Nittany Lions moved to 7-8 at home against Iowa.
- Penn State is now 2-1 when wearing its "Generations of Greatness" uniforms.
- The Nittany Lions scored on a 14-play, 75-yard drive covering 6:11 in the first quarter. It was Penn State's third scoring drive of more than six minutes this season (7:01 at Indiana, 6:20 at Nebraska).
- It also marked Penn State's third scoring drive consisting of 14 or more plays this season (16 vs. Maryland, 14 at Nebraska).
- QB Sean Clifford became the first Penn State quarterback to throw for touchdowns on back-to-back passes since Trace McSorley at Illinois in 2018 (16-yard touchdown pass to Juwan Johnson; 21-yard touchdown pass to KJ Hamler in fourth quarter). In the third quarter, Clifford connected with Brenton Strange for a 28-yard score and then hit Jahan Dotson for a 68-yard score.
- WR Jahan Dotson recorded his third 100-plus yard receiving game of the season and the fourth of his career.
- Dotson recorded a career-high 177 all-purpose yards, besting his previous personal best of 144 yard against Ohio State.
- RB Keyvone Lee scored on a 6-yard rushing touchdown in the first quarter. It was Lee's second career touchdown.
- TE Brenton Strange made his first career start and caught his second career touchdown, and first this season, in the third quarter.
- DE Jayson Oweh has four consecutive games with a tackle for loss.
- DE Shaka Toney forced a fumble on a strip-sack in the third quarter. It was his fourth career forced fumble.
- Toney recorded his 100th career tackle on a sack in the second quarter.
- Toney notched his fifth career game with two or more sacks and seventh career game with two or more tackles for loss.
- CB Keaton Ellis made a career-high six tackles, including four solo tackles. Ellis recorded his first career tackle for loss in the third quarter.
- S Lamont Wade recovered a fumble in the third quarter, his third career fumble recovery.

RECEIVING

Penn State—Dotson, Jahan 8-139; Lee, Keyvone 6-41; Strange, Brenton 3-38; Holmes, Caziah 3-12; Washington, Parker 2-31; Johnson, Theo 2-14; George, Daniel 1-4; Ford, Devyn 1-1.  
Iowa—Ragaini, Nico 4-46; LaPorta, Sam 3-32; Smith, Brandon 3-27; Smith—Marsette, Ihmir 2-25; Beyer, Shaun 2-24; Tracy, Tyrone 2-22; Goodson, Tyler 1-8; Pottebaum, Monte 1-2.

TOP TACKLERS (UA-A-T)

Penn State—Wade, Lamont 6-4-10; Brisker, Jaquan 5-3-8; Luketa, Jesse 5-2-7; Ellis, Keaton 4-2-6; Oweh, Jayson 3-3-6; Toney, Shaka 5-0-5; Porter, Jr., Joey 4-1-5; Smith, Brandon 2-2-4; Beamon, Hakeem 2-1-3; Sutherland, Jonathan 1-2-3; Jacobs, Curtis 1-1-2; Isaac, Adisa 1-1-2.  
Iowa—Niemann, Nick 6-11-17; Benson, Seth 4-4-8; Moss, Riley 6-1-7; Campbell, Jack 4-3-7; Hankins, Matt 3-2-5; Koerner, Jack 3-2-5; Nixon, Daviyon 1-4-5; VanValkenburg, Zach 3-1-4; Belton, Dane 3-1-4; Golston, Chauncey 2-2-4; Shannon, Noah 2-0-2; Merrinweather, Kaevon 1-1-2.



27

GAME 6  
PENN STATE VS. MICHIGAN

17



MICHIGAN STADIUM | ABC | 11/28/20 | -



GAME RECAP

**ANN ARBOR, Mich.** – Penn State collected a season-high 254 rushing yards as it earned a 27-17 win over Michigan on Saturday. It was Penn State's first win in The Big House since 2009.

Penn State gained 417 total yards, its fourth time this season reaching the 400-yard mark. The Nittany Lions were led by Keyvone Lee, who rushed for a career-high 134 yards on 22 carries, while adding a 6-yard score. Sean Clifford completed 17-of-28 passes for 163 yards. He added 73 yards on the ground, including a 29-yard touchdown run. Will Levis added a 2-yard rushing touchdown in the fourth quarter to help put the game away. Parker Washington led the PSU receivers with nine catches for 93 yards, both career marks.

The Nittany Lions held Michigan to 126 total yards in the second half. Penn State limited the Wolverines to 112 passing yards for the game. A balanced defensive effort saw five players record at least five tackles, led by Ellis Brooks' six stops. Jaquan Brisker, PJ Mustipher, Brandon Smith and Marquis Wilson each had five tackles.

How It Happened

Penn State scored on its opening drive for the first time this season, finishing the drive on a 6-yard run by Lee. On the drive, Lee gained 39 yards on six carries, while Clifford completed a 20-yard pass to Washington and a 16-yard strike to Isaac Lutz to setup the Nittany Lions in the red zone.

Michigan answered late in the first quarter. Haskins scored on a 2-yard run after having a 59-yard burst on the first play of the drive.

Clifford found the end zone on a 28-yard run in the second quarter. On a draw play, the Nittany Lion offensive line created a huge hole up the middle for Clifford to run through and find his way up the left sideline, untouched into the end zone.

The Nittany Lions added to their lead with a 22-yard field goal by Jake Pinegar to close out the first half. Penn State benefitted from a muffed punt return that bounced right into the hands of Drew Hartlaub at the Michigan 27-yard line. A 9-yard connection from Clifford to Dotson and a 10-yard run on a draw by Clifford setup an easy kick for Pinegar.

The teams traded field goals in the third quarter with Jake Moody hitting a 40-yard kick for the Wolverines and Pinegar converting a 33-yard field goal for the Nittany Lions.

Michigan cut the Nittany Lions' lead to three early in the fourth quarter on a 2-yard touchdown run by Haskins.

However, Penn State responded with a 12-play, 75-yard drive covering five minutes. The drive finished on a 2-yard touchdown run around the right side of the line by Will Levis. A key 24-yard run by Lee took the Nittany Lions into Michigan territory. The drive was aided by two catches by Dotson that resulted in first downs. Levis' score put the Nittany Lions ahead by two possessions, 27-17.

Notes

- Penn State is now 10-14 all-time against Michigan.
- The Nittany Lions moved to 4-8 on the road against Michigan.
- This was Penn State's first win in Ann Arbor since Oct. 24, 2009, a 35-10 victory.
- TE Theo Johnson, RB Keyvone Lee and CB Marquis Wilson became the 11th, 12th and 13th Nittany Lions to make their first career start this year.
- With starts by Lee, WR Parker Washington and Johnson, Penn State had a true freshman starting the same game at running back, wide receiver and tight end for the first time in program history.
- The Nittany Lions gained a season-high 254 rushing yards. It was Penn State's highest rushing total since earning 396 yards in the 2019 Cotton Bowl against Memphis.
- Penn State tallied 417 total yards, its fourth game this season reaching the 400-yard mark.
- 267 of Penn State's 417 total yards came from true freshmen (Lee 134, Washington 93, Holmes 40).
- Penn State held the Wolverines to 126 total yards in the second half.
- QB Sean Clifford became the 12th Penn State quarterback to reach and surpass 4,000 career passing yards.
- Clifford now has 654 career rushing yards, jumping to 5th all-time by a quarterback.
- Clifford scored his seventh career rushing touchdown to move into a tie for 10th place all-time by a quarterback.
- Lee had a career-high 134 rushing yards, the most by a Penn State freshman since Saquon Barkley's 194 yards at Ohio State in 2015.
- Washington had a career-high 93 receiving yards and a career-best nine catches.
- Washington's nine receptions are the most by a Penn State true freshman in program history.
- Washington's nine receptions are the most by a PSU freshman since DaeSean Hamilton's 14 receptions vs. Ohio State in 2014.
- WR Isaac Lutz had a career-high three receptions and 30 yards.
- DT Hakeem Beamon collected his first career tackle for loss in the first quarter.
- CB Marquis Wilson tied a career best with five tackles, including four solo stops.
- S Drew Hartlaub collected his second career fumble recovery on a muffed Michigan punt return in the second quarter.

SCORING SUMMARY						
	1	2	3	4	OT	F
PSU	7	10	3	7	-	27
UM	7	0	3	7	-	17
1st	10:50 Lee, Keyvone 6 yd run (Pinegar kick)				10-75/4:10/7-0	
	0:30 Haskins, Hassan 2 yd run (Moody kick)				4-68/2:02/7-7	
2nd	3:32 Clifford, Sean 28 yd run (Pinegar kick)				8-76/3:28/14-7	
	0:15 Pinegar, Jake 22 yd field goal				8-22/1:00/17-7	
3rd	9:10 Moody, Jake 40 yd field goal				12-43/5:50/17-10	
	0:40 Pinegar, Jake 33 yd field goal				8-52/4:19/20-10	
4th	13:12 Haskins, Hassan 2 yd run (Moody kick)				7-65/2:28/20-17	
	8:12 Levis, Will 2 yd run (Pinegar kick)				12-75/5:00/27-17	

TEAM STATS		
	PSU	UM
First Downs	25	14
Rushing Yards	254	174
Passing Yards	163	112
Passing (C-A-Int)	17-29-0	13-28-0
Total Offense	417	286
Plays	79	55
Fumbles (#-Lost)	0-0	2-1
Penalties (#-Yards)	5-30	1-10
Possession Time	36:36	23:24
3rd-Down Conv.	8-16	4-12
Red Zone	4-5	2-2
Touchdowns	2	2
Field goals	2	0

OTHER		
Time of Game		3:21
Penn State	1-5, 1-5 Big Ten	
Michigan	2-4, 2-4 Big Ten	

INDIVIDUAL STATISTICS

RUSHING

Penn State-Lee, Keyvone 22-134; Clifford, Sean 9-73; Holmes, Caziah 10-34; Levis, Will 6-25; TEAM 3-minus 12.  
Michigan-Haskins, Hassan 17-101; Evans, Chris 4-35; Corum, Blake 3-27; Milton, Joe 2-8; McNamara, Cade 1-3.

PASSING

Penn State-Clifford, Sean 17-28-0-163; TEAM 0-1-0-0.  
Michigan-McNamara, Cade 12-25-0-91; Milton, Joe 1-3-0-21.

RECEIVING

Penn State-Washington, Parker 9-93; Dotson, Jahan 3-30; Lutz, Isaac 3-30; Holmes, Caziah 1-6; Strange, Brenton 1-4.  
Michigan-Bell, Ronnie 4-40; Henning, AJ 3-31; Johnson, Cornelius 2-15; Evans, Chris 1-8; All, Erick 1-8; Eubanks, Nick 1-6; Wilson, Roman 1-4.

TOP TACKLERS (UA-A-T)

Penn State-Brooks, Ellis 4-2-6; Wilson, Marquis 4-1-5; Brisker, Jaquan 1-4-5; Smith, Brandon 1-4-5; Mustipher, PJ 0-5-5; Porter Jr., Joey 4-0-4; Luketa, Jesse 2-2-4; Owhe, Jayson 1-2-3; Wade, Lamont 0-3-3; Hardy, Daequan 2-0-2.

Michigan-Ross, Josh 7-5-12; Barrett, Mike 6-5-11; Reynolds, Hunter 6-5-11; Hill, Daxton 3-6-9; Green, Gemon 6-1-7; Shibley, Adam 0-6-6; Kemp, Carlo 3-2-5; Paye, Kwity 3-1-4; Upshaw, Taylor 3-0-3; Jeter, Donovan 2-1-3; Hinton, Chris 2-0-2.





23

**GAME 7**  
PENN STATE VS. RUTGERS

7 R

SHI STADIUM | FS1 | 12/5/20 | -



**GAME RECAP**

**PISCATAWAY, N.J.** — Penn State added to its impressive football history on Saturday as it earned the program's 900th win. The Nittany Lions' used a strong defensive effort to pick up a 23-7 win over Rutgers at SHI Stadium.

The Nittany Lion offense gained 248 yards on the ground, its third time running for over 245 yards in the last four games. Keyvone Lee led Penn State with 95 yards on 17 carries, while Devyn Ford rushed for 65 yards and a touchdown. Sean Clifford completed 15-of-22 passes for 133 yards, including a 29-yard touchdown pass to Parker Washington. Will Levis added 65 yards on 17 carries. Jake Pinegar hit both of his field goal attempts, while Jordan Stout converted a 47-yard kick.

Penn State held Rutgers to 205 total yards, including just 83 rushing. Jesse Luketa led the unit with 10 tackles, a tackle for loss and a fumble recovery. Ellis Brooks and Joey Porter Jr. each recorded seven tackles with Porter adding a tackle for loss. Brooks forced a fumble in the third quarter.

The Nittany Lions held Rutgers to just 43 yards in the first half, including just 12 yards on the ground. Rutgers' first six drives resulted in four three-and-outs and two turnovers. Penn State held Rutgers to zero or negative yards on 13 plays in the half.

**How It Happened**

After stopping a Rutgers run on fourth down, the Nittany Lions found the end zone on a 29-yard strike from Clifford to Washington. After starting the drive on the Rutgers 45 yard-line, Penn State got on the board as Washington caught a slant pass over the middle and went untouched into the end zone.

The Nittany Lions added a field goal on their next drive. An 11-play, 74-yard drive was capped by a 30-yard boot from Pinegar. All 74 yards coming through runs.

Penn State expanded its lead to 17-0 on a 7-yard touchdown run by Ford. After another stop on a Rutgers fourth down attempt, a 21-yard run by Lee placed Penn State just outside the red zone. A connection from Clifford to Isaac Lutz set up the Nittany Lions inside the Rutgers 5 yard-line. Two plays later, Ford found open space around the right side of the line.

Stout converted a 47-yard field goal early in the third quarter. The Nittany Lions took advantage of another short field after a fumble was forced by Brooks and recovered by Luketa at the Rutgers 39 yard-line.

Penn State extended its lead to 23-7 in the fourth quarter. After a punt pinned the Nittany Lions at their own 2 yard-line, Lee broke a 31-yard run and a penalty moved the ball to the 50 yard-line. A 14-yard run by Lee and a 12-yard carry by Levis got the blue and white into the red zone. The drive finished with a 27-yard field goal by Pinegar.

**INDIVIDUAL STATISTICS**

**RUSHING**

Penn State-Lee, Keyvone 17-95; Levis, Will 17-65; Ford, Devyn 11-65; Clifford, Sean 8-21; Holmes, Coziah 3-5; TEAM 1-minus 3.  
Rutgers-Vedral, Noah 14-56; Adams, Kay/Ron 7-26; Pacheco, Isaih 5-4; Langan, Johnny 4-4; Young, Aaron 1-1; Melton, Bo 1-minus 8.

**PASSING**

Penn State-Clifford, Sean 15-22-1-133.  
Rutgers-Vedral, Noah 17-30-1-113; Langan, Johnny 1-2-0-9.

**Notes**

- Penn State won its 900th game in program history. The Nittany Lions are the nation's 8th program to reach 900 wins.
- The Nittany Lions are now 29-2 all-time against Rutgers, including 14-straight wins.
- In its first season in the Big Ten, Rutgers scored 10 points against the Nittany Lions in 2014. Since then, Penn State has held the Scarlet Knights to single-digit points in all six contests (3 in 2015, 0 in 2016, 6 in 2017, 7 in 2018, 6 in 2019, 7 in 2020).
- Robbie Dwyer, Coziah Izzard, Amin Vanover all made their first career appearance, bringing the number to 14 Nittany Lions who have made their debuts this season, including 12 true freshmen.
- In six drives in the first half, Penn State's defense held Rutgers to four, three-and-outs and two turnovers on downs.
- The Nittany Lions held the Scarlet Knights to 43 total yards in the first half, the fewest yards allowed by the Penn State defense in a half since limiting Maryland to 34 yards in the second half on Sept. 27, 2019.
- Penn State's defense had 29 plays (out of 64 total plays; 45.3%) go for 1 yard or less (includes incompletions), 24 of which were for no gain or negative yardage (37.5%).
- The Nittany Lions held the Scarlet Knights to zero plays of 20-plus yards on defense or special teams for the first time since doing so against Eastern Michigan in 2013.
- The Nittany Lions rushed for 248 yards, their fourth 200-plus rushing yard game of the season.
- QB Sean Clifford threw one touchdown in the first quarter to total 37 career passing touchdowns and moved into a tie for 9th all-time with Chuck Fusina.
- Clifford rushed for 21 yards. He now totals 675 career rushing yards to jump to third all-time by a quarterback at Penn State, passing John Huftnagel and Rashard Casey.
- WR Parker Washington had his fourth career touchdown reception on a 29-yard catch in the first quarter.
- RB Devyn Ford had his third rushing touchdown of the season and sixth of his career with a 7-yard score in the second quarter.
- LB Jesse Luketa recorded his first career fumble recovery in the third quarter after Ellis Brooks stripped the ball.
- Luketa registered a career-high 10 tackles, topping a previous high of nine against Nebraska earlier this season (11/14).
- CB Joey Porter Jr. tallied a career-high six tackles.

**SCORING SUMMARY**

	1	2	3	4	OT	F
<b>PSU</b>	7	10	3	3	-	23
<b>RU</b>	0	0	7	0	-	7

1st	3:32	PSU	5-45/2:17/7-0
		Washington, Parker 29 yd pass from Clifford, Sean (Pinegar kick)	
2nd	11:37	PSU	11-74/4:48/10-0
		Pinegar, Jake 30 yd field goal	
	6:21	PSU	7-45/3:35/17-0
		Ford, Devyn 7 yd run (Pinegar kick)	
3rd	11:38	PSU	6-10/3:01/20-0
		Stout, Jordan 47 yd field goal	
	4:56	RU	9-36/3:58/20-7
		Melton, Bo 3 yd pass from Vedral, Noah (Ambrosio kick)	
4th	7:27	PSU	11-89/4:45/23-7
		Pinegar, Jake 27 yd field goal	

**TEAM STATS**

	PSU	RU
First Downs	23	12
Rushing Yards	248	83
Passing Yards	133	122
Passing (C-A-Int)	15-22-1	18-32-0
Total Offense	381	205
Plays	79	64
Fumbles (#-Lost)	2-1	1-1
Penalties (#-Yards)	2-20	3-30
Possession Time	36:47	23:13
3rd-Down Conv.	4-15	3-15
Red Zone	3-3	1-1
Touchdowns	1	1
Field goals	2	0

**OTHER**

Time of Game	3:19
Penn State	2-5, 2-5 Big Ten
Rutgers	2-5, 2-5 Big Ten

**RECEIVING**

Penn State-Dotson, Jahan 4-30; Lambert-Smith, KeAndre 4-25; Strange, Brenton 3-23; Lutz, Isaac 2-19; Washington, Parker 1-29; Ford, Devyn 1-7.  
Rutgers-Melton, Bo 7-38; Young, Aaron 5-30; Washington, Isaih 2-25; Jones, Shameen 1-10; Cruickshank, Aron 1-9; Adams, Kay/Ron 1-5; Alaimo, Matt 1-5.

**TOP TACKLERS (UA-A-T)**

Penn State-Luketa, Jesse 6-4-10; Brooks, Ellis 2-7-9; Porter Jr., Joey 4-2-6; Brisker, Jaquan 4-0-4; Sutherland, Jonathan 2-2-4; Wade, Lamont 2-1-3; Mustipher, PJ 1-2-3; Wilson, Marquis 1-1-2; Hardy, Daequan 1-1-2; Smith, Brandon 1-1-2; Toney, Shaka 1-1-2; Simmons, Shane 1-1-2; Oweh, Jayson 1-1-2.  
Rutgers-Fatukasi, Olakunle 6-11-17; Jones, Najjee 7-5-12; Izien, Christian 4-7-11; Tverdov, Mike 1-9-10; Battle, Rashawn 1-8-9; Turner, Julius 2-5-7; Lumor, Elorm 2-4-6; Dwumfour, Michael 1-5-6; Melton, Max 3-1-4; Young, Avery 2-2-5; Maddox-Williams, Tyreek 2-1-3.

# 34 2020 PENN STATE FOOTBALL



**HAKEEM BEAMON** 51  
 Defensive Tackle | 6-3 | 292  
 Redshirt Freshman  
 Midlothian, Va./Manchester  
 Major: Division of Undergraduate Studies

» 2020

**Season:** Appeared in six games.

**at Indiana (10/24):** Registered one tackle. **Ohio State (10/31):** Made one stop. **Iowa (11/21):** Recorded a career-high three tackles, including two solo. **at Michigan (11/28):** Made one solo stop...Collected first career tackle for loss in the first quarter.

» 2020 GAME-BY-GAME

*Tackles (Solo-Assisted-Total)*

at Indiana 1-0-1; OHIO STATE 0-1-1; MARYLAND 0-0-0; at Nebraska 0-0-0; IOWA 2-1-3; at Michigan 1-0-1; at Rutgers DNP.

» BEAMON'S CAREER STATISTICS & GAME HIGHS

	UA-A	TK	FF	FR	I	PBU	SACK	TFL
2019	1-1	2	-	-	-	-	-	-
2020	4-2	6	-	-	-	-	-	1.0-1
<b>CAREER</b>	<b>5-3</b>	<b>8</b>	-	-	-	-	-	<b>1.0-1</b>

**Tackles** ..... 3; Iowa, 11/21/20  
**Tackles for Loss** ..... 1.0; at Michigan, 11/28/20



**JAQUAN BRISKER** 1  
 Safety | 6-1 | 210  
 Senior  
 Pittsburgh, Pa./Gateway/Lackawanna College  
 Major: Communication Arts & Sciences

» 2020

**Season:** Made seven starts...One of 13 players to make their first career start.

**at Indiana (10/24):** Tallied three tackles...Recorded first career tackle for loss. **Ohio State (10/31):** Collected a career-best eight tackles, including four solo stops. **Maryland (11/7):** Recorded six tackles, including four solo...Added a pass breakup. **at Nebraska (11/14):** Collected seven tackles...Added a pass breakup. **Iowa (11/21):** Tied a career high with eight tackles, including a season-best five solo stops...Assisted on a tackle for loss...Added a pass breakup. **at Michigan (11/28):** Made five tackles, including one solo. **at Rutgers (12/5):** Recorded four solo stops...Added two pass breakups, a career best.

» 2020 GAME-BY-GAME

*Tackles (Solo-Assisted-Total)*

at Indiana 2-1-3; OHIO STATE 4-4-8; MARYLAND 4-2-6; at Nebraska 3-4-7; IOWA 5-3-8; at Michigan 1-4-5; at Rutgers 4-0-4.

» BRISKER'S CAREER STATISTICS & GAME HIGHS

	UA-A	TK	FF	FR	I	PBU	SACK	TFL
2019	15-17	32	-	-	2	3	-	1.0-8
2020	23-18	41	-	-	-	5	-	1.5-2
<b>CAREER</b>	<b>38-35</b>	<b>73</b>	-	-	<b>2</b>	<b>8</b>	-	<b>2.5-10</b>

**Tackles** ..... 8; Twice: Last Iowa, 11/21/20  
**Tackles For Loss** ..... 1.0; Twice: Last at Indiana, 10/24/20  
**Interceptions** ..... 1; Twice: Last at Michigan State, 10/26/19  
**Interception Return** ..... 29 yards; at Michigan State, 10/26/19  
**Pass Breakups** ..... 2; at Rutgers, 12/5/20



**ELLIS BROOKS** 13  
 Linebacker | 6-1 | 233  
 Redshirt Junior  
 Mechanicsville, Va./Benedictine College Prep  
 Major: Psychology

» 2020

**Season:** Made seven starts...One of 13 players to make their first career start.

**at Indiana (10/24):** Notched five tackles, including one for loss...Registered first career forced fumble in the second quarter. **Ohio State (10/31):** Tallied a career-high 11 tackles...Earned first career double-digit tackle performance...Added a solo tackle for loss. **Maryland (11/7):** Posted seven tackles...Made 1.5 tackles for loss. **at Nebraska (11/14):** Recorded eight tackles...Registered a solo sack in the third quarter. **Iowa (11/21):** Recorded two tackles. **at Michigan (11/28):** Recorded six tackles, including four solo stops. **at Rutgers (12/5):** Made nine tackles, including two solo...Registered second forced fumble of the season in the third quarter...Had two QB hurries.

» 2020 GAME-BY-GAME

*Tackles (Solo-Assisted-Total)*

at Indiana 5-0-5; OHIO STATE 5-6-11; MARYLAND 2-5-7; at Nebraska 3-5-8; IOWA 1-1-2; at Michigan 4-2-6; at Rutgers 2-7-9.

» BROOKS' CAREER STATISTICS & GAME HIGHS

	UA-A	TK	FF	FR	I	PBU	SACK	TFL
2018	19-11	30	-	-	1	-	0.5-2	1.5-3
2019	19-20	39	-	1	-	-	2.5-17	4.0-23
2020	22-26	48	2	-	-	-	1.0-4	4.5-15
<b>CAREER</b>	<b>60-57</b>	<b>117</b>	<b>2</b>	<b>1</b>	<b>1</b>	-	<b>4.0-23</b>	<b>10.0-41</b>

**Tackles** ..... 11; Ohio State, 10/31/20  
**Tackles for Loss** ..... 2.5; Maryland, 9/27/19  
**Sacks** ..... 2.5; at Maryland, 9/27/19  
**Forced Fumbles** ..... 1; Twice: Last at Rutgers, 12/5/20  
**Fumbles Recovered** ..... 1; at Michigan State, 10/26/19  
**Interceptions** ..... 1; at Illinois, 9/21/18  
**Interception Return** ..... 28 yards; at Illinois, 9/21/18  
**10+ Tackle Games** ..... 1; Last Ohio State (11), 10/31/20



**J'AYIR BROWN** 16  
 Safety | 5-11 | 209  
 Junior  
 Trenton, N.J./Trenton Central/Lackawanna College  
 Major: Division of Undergraduate Studies

» 2020

**Season:** Appeared in seven games...One of 14 players to make their first career start.

**Ohio State (10/31):** Registered two tackles...Earned first career tackle for loss. **Maryland (11/7):** Collected one tackle. **Iowa (11/21):** Made one solo stop. **at Michigan (11/28):** Recorded one solo stop. **at Rutgers (12/5):** Made one solo stop.

» 2020 GAME-BY-GAME

*Tackles (Solo-Assisted-Total)*

at Indiana 0-0-0; OHIO STATE 1-1-2; MARYLAND 1-0-1; at Nebraska 0-0-0; IOWA 1-0-1; at Michigan 1-0-1; at Rutgers 1-0-1.

» BROWN'S CAREER STATISTICS & GAME HIGHS

	UA-A	TK	FF	FR	I	PBU	SACK	TFL
2020	5-1	6	-	-	-	-	-	1.0-4
<b>CAREER</b>	<b>5-1</b>	<b>6</b>	-	-	-	-	-	<b>1.0-4</b>

**Tackles** ..... 2; Ohio State, 10/31/20  
**Tackles for Loss** ..... 1.0; Ohio State, 10/31/20



**JOSEPH BRUNO** 30  
 Running Back | 6-0 | 202  
 Freshman  
 Germantown, Md./Northwest  
 Major: Division of Undergraduate Studies

» 2020

**Season:** Appeared in six games on special teams...One of 14 players to make their first career start...One of 12 true freshmen to play this season...Named the Coaching Staff's Developmental Squad Defensive Player of the Week following the Indiana (10/24) game.

**at Rutgers (12/5):** Made first career tackle on kickoff coverage.



**NOAH CAIN** 21  
 Running Back | 5-10 | 226  
 Sophomore  
 Baton Rouge, La./IMG Academy (Fla.)  
 Major: Division of Undergraduate Studies

» CAREER NOTES & RECORDS

**Season: 2019:** Set a Penn State freshman record with eight rushing touchdowns, passing D.J. Dozier (7, 1983) and Saquon Barkley (7, 2015)... Became first Penn State freshman to run for 100 yards in back-to-back games (105 yards vs. Purdue; 102 yards at Iowa) since Saquon Barkley in 2015 (115 yards vs. Buffalo; 195 yards vs. Rutgers).

**Game: 2019:** Became the first PSU freshman with two rushing touchdowns in a season opener (vs. Idaho) since Stephon Green vs. Coastal Carolina in 2008...Two touchdowns vs. Idaho also marked the first PSU freshman with two touchdowns in a game since Ricky Slade against Maryland in 2018.

**Bowl: 2019:** Tied for second in Penn State bowl history with two rushing touchdowns in the Cotton Bowl...Helped the Nittany Lions score a program-bowl record 53 points...Aided Penn State to tie a Cotton Bowl record with five rushing touchdowns...Helped Penn State run for 396 yards, a program bowl record and the second-most in Cotton Bowl history.

» 2020

**Awards:** Named to the Doak Walker Award watch list.

**Season:** Made one start...Will miss rest of 2020 season due to injury.

**at Indiana (10/24):** Gained 13 yards on three carries.

» 2020 GAME-BY-GAME

*Rushing (Carries-Yards-TD)*

at Indiana 3-13-0; OHIO STATE INJ; MARYLAND INJ; at Nebraska INJ; IOWA INJ; at Michigan INJ; at Rutgers INJ.

*Receiving (Receptions-Yards-TD)*

at Indiana 0-0-0; OHIO STATE INJ; MARYLAND INJ; at Nebraska INJ; IOWA INJ; at Michigan INJ; at Rutgers INJ.

» CAIN'S CAREER STATISTICS & GAME HIGHS

	Att.-Yds.	Avg.	TD	LG	Rec.-Yds.	Avg.	TD	LG
2019	84-443	5.3	8	27	7-52	7.4	-	20
2020	3-13	4.3	-	7	-	-	-	-
<b>CAREER</b>	<b>87-456</b>	<b>5.2</b>	<b>8</b>	<b>27</b>	<b>7-52</b>	<b>7.4</b>	-	<b>20</b>

**Rushing Attempts** ..... 22; at Iowa, 10/12/19  
**Rushing Yards** ..... 105; Purdue, 10/5/19  
**Rushing Touchdowns** ..... 2; Twice: Last vs. Memphis, 12/28/19  
**Longest Rush** ..... 27; Purdue, 10/5/19  
**2 or More Rushing Touchdowns** ..... 2; Last vs. Memphis, 12/28/19  
**100-yard Rushing Games** ..... 2; Last at Iowa (102), 10/12/19

**Receptions** ..... 3; Purdue, 10/5/19  
**Receiving Yards** ..... 25; Purdue, 10/5/19  
**Longest Reception** ..... 20; Purdue, 10/5/19

**All-Purpose Yards** ..... 130; Purdue, 10/5/19



**TARIQ CASTRO-FIELDS** 5  
 Cornerback | 6-0 | 191  
 Senior  
 Upper Marlboro, Md./Riverdale Baptist School  
 Major: Sociology

» 2020

Season: Made three starts.

at Indiana (10/24): Collected five tackles, including four solo...Added a pass breakup. Ohio State (10/31): Made one stop...Collected 100th career tackle. Maryland (11/7): Notched six tackles.

» 2020 GAME-BY-GAME


Tackles (Solo-Assisted-Total)

at Indiana 4-1-5; OHIO STATE 1-0-1; MARYLAND 1-5-6; at Nebraska DNP; IOWA DNP; at Michigan DNP; at Rutgers DNP.

» CASTRO-FIELDS' CAREER STATISTICS & GAME HIGHS

	UA-A	TK	FF	FR	I	PBU	SACK	TFL
2017	9-1	10	1	-	1	3	-	2.0-8
2018	21-11	32	-	-	-	7	1.0-2	5.0-8
2019	32-20	52	-	-	2	8	-	3.0-4
2020	6-6	12	-	-	-	1	-	-
<b>CAREER</b>	<b>68-38</b>	<b>106</b>	<b>1</b>	<b>-</b>	<b>3</b>	<b>19</b>	<b>1.0-2</b>	<b>10.0-20</b>

Tackles .....8; Three Times: Last Indiana, 11/16/19  
 Tackles for Loss .....1.5; Twice: Last vs. Kentucky, 1/1/19  
 Sacks .....1.0; vs. Kentucky, 1/1/19  
 Forced Fumbles .....1; at Maryland, 11/25/17  
 Interceptions .....1; Three Times: Last Michigan, 10/19/19  
 Long Interception Return .....5 yards; at Maryland, 9/27/19  
 Pass Breakups .....3; at Michigan State, 11/4/17



**RAFAEL CHECA** 90  
 Kicker | 6-2 | 203  
 Redshirt Sophomore  
 Chevy Chase, Md./St. John's College High School  
 Major: Hospitality Management

» 2020

Season: Appeared in five games on special teams.  
 NOTE: Has two career tackles (vs. Iowa and at Rutgers, 2018).



**MAX CHIZMAR** 50  
 Linebacker | 6-2 | 229  
 Redshirt Junior  
 Mars, Pa./Mars Area  
 Major: Corporate Innovation and Entrepreneurship

» 2020

Season: Appeared in five games...Named the Coaching Staff's Developmental Squad Defensive Player of the Week following the Indiana (10/24) game.

» 2020 GAME-BY-GAME

Tackles (Solo-Assisted-Total)

at Indiana 0-0-0; OHIO STATE DNP; MARYLAND 0-0-0; at Nebraska DNP; IOWA 0-0-0; at Michigan 0-0-0; at Rutgers 0-0-0.

» CHIZMAR'S CAREER STATISTICS & GAME HIGHS

	UA-A	TK	FF	FR	I	PBU	SACK	TFL
2018	0-1	1	-	-	-	-	-	-
2019	0-3	3	-	-	-	-	-	-
2020	-	-	-	-	-	-	-	-
<b>CAREER</b>	<b>0-4</b>	<b>4</b>	<b>-</b>	<b>-</b>	<b>-</b>	<b>-</b>	<b>-</b>	<b>-</b>

Tackles .....2; Buffalo, 9/7/19



**SEAN CLIFFORD** 14  
 Quarterback | 6-2 | 217  
 Redshirt Junior  
 Cincinnati, Ohio/Saint Xavier  
 Major: Advertising and Public Relations

» CAREER NOTES & RECORDS

Career: Sits third all-time at Penn State with a 143.4 career passing efficiency...Tied 9th all-time at Penn State with 37 career touchdown

passes...Sits 12th all-time with 4,215 career passing yards...Holds 12th all-time with 313 career completions...Ranks 13th all-time with 528 career pass attempts...Tied second all-time at Penn State with a .593 career completion percentage...Sits third all-time with 675 rushing yards by a quarterback...Tied 10th all-time for rushing touchdowns by a quarterback with seven rushing touchdowns...Holds 12th all-time with 4,890 total yards in his career...Ranks 10th all-time with 44 career touchdowns responsible for...Tied fifth all-time with three 300-yard passing games...Has thrown for 200-plus yards in nine games, ranking 10th all-time...Has thrown for at least 250 passing yards and three passing touchdowns in five games...Became the 12th Penn State quarterback to reach and surpass the 4,000-yard mark against Michigan (11/28/20).

Season: 2020: Became the first Penn State quarterback to throw for touchdowns on back-to-back passes against Iowa in the third quarter since Trace McSorley at Illinois in 2018...Threw for 11 touchdowns in the first five games, marking the third occasion that a Penn State quarterback has done that since 2000 (Clifford, 12 in 2019; McSorley, 11 in 2018). 2019: Became the third Penn State quarterback to have three games with 250 passing yards and three passing touchdowns in a season, joining Trace McSorley (2017, 4 games) and Christian Hackenberg (2013, 3 games)... Was the fifth quarterback in program history to have multiple games with four or more passing touchdowns...Finished fifth at Penn State in passing touchdowns (23), seventh in passing efficiency (148.54), eighth in passing yardage (2,654), ninth in completion percentage (59.2), tied for 10th in 200-yard passing games (6) and was 14th in completions (189)...Holds seventh for total yards in a season at PSU with 3,056 and is tied for eighth with 28 touchdowns responsible for...Finished with 402 rushing yards (4th most by a PSU quarterback) and five rushing touchdowns (7-11th).

Game: Records Set: Attempted 57 passes against Maryland (11/7/20), breaking the Penn State record held by Christian Hackenberg (55; at Indiana, 2013)...Threw for 287 yards in the first half at Maryland (9/27/19), breaking the PSU record held by Trace McSorley (258; Georgia State, 2017)...Connected with Daniel George for a 98-yard touchdown pass against Kent State (9/15/18) for the longest pass play and longest play from scrimmage in program history, breaking the previous longest pass record of 92 yards from Bill Hess to Bob Higgins in 1919 and longest play from scrimmage record, set four different times on 92-yard plays, most recently a 92-yard run by Saquon Barkley vs. Washington in the 2017 Fiesta Bowl. 2020: Threw for 340 yards against Maryland (11/7/20), tied for the 16th-most in a game at Penn State. 2019: Threw for 398 yards at Maryland (9/27/19), the third-most in a game at Penn State, trailing only Christian Hackenberg (454; vs. UCF, 2014) and Zack Mills (399; vs. Iowa, 2002)...Gained 452 total yards vs. the Terrapins, the third-most in a game at Penn State, trailing only Trace McSorley (461; vs. Ohio State, 2018) and Hackenberg (456; vs. UCF, 2014)...Threw for 340 yards at Minnesota (11/9/19), tied for the 16th-most in a game at Penn State...It marked the 41st 300-yard passing game in PSU history...Tallied 379 total yards vs. the Golden Gophers, the 11th-most in a game at PSU.

» 2020

Awards: Named to the Davey O'Brien Award watch list...Tabbed for the Manning Award watch list...Member of the Johnny Unitas Golden Arm Award Watch List...Selected for the Wuerffel Trophy watch list.

Season: Made six starts...Selected as a team captain...Became the 12th Penn State quarterback to reach and surpass the 4,000-yard passing mark for his career against Michigan (11/28).

Rankings: Ranks third in the Big Ten and 40th in the nation with 12 passing touchdowns...Holds third in the conference with 1,366 passing yards...Ranks third in the Big Ten with 86 points responsible for.

at Indiana (10/24): Completed 24-of-35 passes for 238 yards...Three three touchdown passes, connecting with Pat Freiermuth (2 yards), Jahan Dotson (60 yards) and Parker Washington (9 yards)...Earned seventh career game with two or more touchdown passes and sixth game with three or more touchdown passes...Rushed for career-high 119 yards on 17 carries...Recorded first career 100-yard rushing game...Scored on a 35-yard run in the third quarter, his second career rushing touchdown over 30 yards. Ohio State (10/31): Threw for 281 yards and three touchdowns while completing 18-of-30 passes...Connected with Jahan Dotson for touchdown passes of 21, 14 and 20 yards...Six completions went for at least 20 yards...Earned seventh career game with at least three touchdown passes...Recorded eighth career 200-yard passing game and fourth game with at least 250 passing yards and three passing touchdowns...Threw two touchdown passes in the fourth quarter, his fifth career multi-

touchdown quarter, and three touchdown passes in the second half, his seventh career multi-touchdown half. Maryland (11/7): Completed 27-of-57 passes for 340 yards...Set Penn State record with 57 pass attempts, topping Christian Hackenberg's 55 attempts (at Indiana, 2013)...Threw three touchdown passes...Connected with Parker Washington on 23- and 1-yard touchdowns...Found Jahan Dotson in the end zone for a 20-yard score...Had four completions of 20 or more yards...Earned his third career 300-yard passing game and eighth game with three or more touchdown passes...Threw two touchdown passes in the fourth quarter, his sixth career multi-touchdown quarter and eighth multi-touchdown half. at Nebraska (11/14): Completed 5-of-8 passes for 37 yards...Rushed for 19 yards on six carries. Iowa (11/21): Completed 13-of-22 passes for 174 yards...Threw touchdown passes on back-to-back throws in the third quarter, becoming the first Penn State quarterback to do so since Trace McSorley at Illinois in 2018...Connected with Brenton Strange for a 28-yard touchdown...Tossed a 68-yard score to Jahan Dotson for the longest scoring pass of the season...Recorded seventh career multi-touchdown quarter and ninth multi-touchdown half with two scores in the third quarter. at Michigan (11/28): Completed 17-of-28 passes for 163 yards...Rushed for 73 yards on nine carries...Found the endzone on a 28-yard rush for seventh career rushing touchdown...Had two 20-plus yard rushes to total seven in his career...Connected with Parker Washington for two 20-plus yard receptions. at Rutgers (12/5): Completed 15-of-22 passes for 133 yards...Connected with Parker Washington for a 29-yard touchdown...Rushed for 21 yards.

» 2020 GAME-BY-GAME

Passing (Comp-Att-Yds-TD-INT)

at Indiana 24-35-238-3-2; OHIO STATE 18-30-281-3-1; MARYLAND 27-57-340-3-2; at Nebraska 5-8-37-0-1; IOWA 13-22-174-2-2; at Michigan 17-28-163-0-0; at Rutgers 15-22-133-1-1.

Rushing (Carries-Yards-TD)

at Indiana 17-119-1; OHIO STATE 18-5-0; MARYLAND 17-26-0; at Nebraska 6-19-0; IOWA 6-13-0; at Michigan 9-73-1; at Rutgers 8-21-0.

» CLIFFORD'S CAREER PASSING STATISTICS & GAME HIGHS

	C-A	Yds.	%	TD-INT	YPG	LG
2018	5-7	195	71.4	2-0	48.8	95
2019	189-319	2,654	59.2	23-7	221.2	72
2020	119-202	1,366	58.9	12-9	195.1	68
<b>CAREER</b>	<b>313-528</b>	<b>4,215</b>	<b>59.3</b>	<b>37-16</b>	<b>183.3</b>	<b>95</b>

Pass Completions .....27; Maryland, 11/7/20  
 Pass Attempts .....57; Maryland, 11/7/20  
 Passing Yards .....398; at Maryland, 9/27/19  
 Passing Touchdowns .....4; Twice: Last at Michigan State, 10/26/19  
 Long Pass .....95 yards; Kent State, 9/15/18  
 20-yard or Longer Completions In A Game .....7; Idaho, 8/31/19  
 200-yard Passing Games .....9; Last Maryland (340), 11/7/20  
 300-yard Passing Games .....3; Last Maryland (340), 11/7/20  
 2 or more Passing Touchdowns .....10; Last Iowa (2), 11/21/20  
 3 or more Passing Touchdowns .....8; Last Maryland (3), 11/7/20  
 4 or more Passing Touchdowns .....2; Last at Michigan State (4), 10/26/19  
 Multi-Passing Touchdown Quarters .....7; Last Iowa (2, 3rd), 11/21/20  
 Multi-Passing Touchdown Halves .....9; Last Iowa (2, 2nd), 11/21/20  
 20-yard or Longer Completions .....57; Last at Rutgers (2), 12/5/20

» CLIFFORD'S CAREER RUSHING STATISTICS & GAME HIGHS

	Att.-Yds.	Avg.	TD	LG	Rec.-Yds.	Avg.	TD	LG
2018	5-(-3)	-0.6	-	6	-	-	-	-
2019	116-402	3.5	5	58	-	-	-	-
2020	81-276	3.4	2	35	-	-	-	-
<b>CAREER</b>	<b>202-675</b>	<b>3.3</b>	<b>7</b>	<b>58</b>	<b>-</b>	<b>-</b>	<b>-</b>	<b>-</b>

Rushing Attempts .....18; Ohio State, 10/31/20  
 Rushing Yards .....119; at Indiana, 10/24/20  
 Rushing Touchdowns .....2; Indiana, 11/16/19  
 Longest Rush .....58 yards; Buffalo, 9/7/19  
 100-yard Rushing Games .....1; at Indiana (119), 10/24/20  
 2 or more Rushing Touchdowns .....1; Indiana, 11/16/19  
 20-yard or Longer Rushes .....7; Last at Michigan (2), 11/28/20

Total Offense .....452 yards; at Maryland, 9/27/19  
 300 yards Total Offense .....6; Last Maryland (366), 11/7/20  
 400 yards Total Offense .....1; at Maryland (452), 9/27/19  
 Passing and Rushing Touchdown Games .....5; Last at Indiana, 10/24/20

# 36 2020 PENN STATE FOOTBALL



**JUDGE CULPEPPER** 77  
 Defensive Tackle | 6-4 | 295  
 Redshirt Sophomore  
 Tampa, Fla./H.B. Plant  
 Major: History

» 2020

**Season:** Appeared in seven games.

**Maryland (11/7):** Collected a career-high three tackles...Recorded a half-sack in the third quarter. **at Nebraska (11/14):** Made one tackle. **Iowa (11/21):** Registered one tackle.

» 2020 GAME-BY-GAME

*Tackles (Solo-Assisted-Total)*

at Indiana 0-0-0; OHIO STATE 0-0-0; MARYLAND 2-1-3; at Nebraska 0-1-1; IOWA 0-1-1; at Michigan 0-0-0; at Rutgers 0-0-0.

» CULPEPPER'S CAREER STATISTICS & GAME HIGHS

	UA-A	TK	FF	FR	I	PBU	SACK	TFL
2019	0-2	2	-	-	-	-	0.5-2	0.5-2
2020	2-3	5	-	-	-	-	0.5-4	0.5-4
<b>CAREER</b>	<b>2-5</b>	<b>7</b>	<b>-</b>	<b>-</b>	<b>-</b>	<b>-</b>	<b>1.0-6</b>	<b>1.0-6</b>

**Tackles** ..... 3; Maryland, 11/7/20  
**Tackles for Loss** ..... 0.5; Twice: Last Maryland, 11/7/20  
**Sacks** ..... 0.5; Twice: Last Maryland, 11/7/20



**LANCE DIXON** 10  
 Linebacker | 6-2 | 225  
 Redshirt Freshman  
 West Bloomfield, Mich./West Bloomfield  
 Major: Division of Undergraduate Studies

» 2020

**Season:** Appeared in seven games, making one start...One of 13 players to make their first career start.

**Ohio State (10/31):** Recorded a career-best five tackles, including four solo...Registered his first career forced fumble in the first quarter. **at Nebraska (11/14):** Assisted on two tackles...Recorded a half-tackle for loss. **Iowa (11/21):** Made one tackle...Registered first career full tackle for loss in the second quarter. **at Michigan (11/28):** Made one solo stop...Tied a career best with one tackle for loss in the second quarter. **at Rutgers (12/5):** Recorded one solo tackle.

» 2020 GAME-BY-GAME

*Tackles (Solo-Assisted-Total)*

at Indiana 0-0-0; OHIO STATE 4-1-5; MARYLAND 0-0-0; at Nebraska 0-2-2; IOWA 1-0-1; at Michigan 1-0-1; at Rutgers 1-0-1.

» DIXON'S CAREER STATISTICS & GAME HIGHS

	UA-A	TK	FF	FR	I	PBU	SACK	TFL
2019	0-2	2	-	-	-	-	-	-
2020	7-3	10	1	-	-	-	-	2.5-2
<b>CAREER</b>	<b>7-5</b>	<b>12</b>	<b>1</b>	<b>-</b>	<b>-</b>	<b>-</b>	<b>-</b>	<b>2.5-2</b>

**Tackles** ..... 5; Ohio State, 10/31/20  
**Tackles For Loss** ..... 1.0; Twice: Last at Michigan, 11/28/20  
**Forced Fumbles** ..... 1; Ohio State, 10/31/20



**JAHAN DOTSON** 5  
 Wide Receiver | 5-11 | 190  
 Junior  
 Nazareth, Pa./Nazareth Area  
 Major: Telecommunications

» CAREER NOTES & RECORDS

**Career:** Became the 35th Nittany Lion to surpass 1,000 career receiving yards...Ranks 21st in program history with 1,278 career receiving yards.

**Season: 2020:** Tied Penn State record with five touchdown catches in first three games, matching Joe Jurevicius (1997)...Became first Penn State player with at least one touchdown reception in each of the first three games of a season since Allen Robinson in 2013 (vs. Syracuse, Eastern Michigan, UCF)...Had 238 receiving yards through first two games of season, most by a PSU receiver since Geno Lewis (271; 2014) and most by a PSU receiver in first two Big Ten games of a season since Allen Robinson (257; 2013)...Twenty-nine of Dotson's 38 receptions (76%) have gained

a first down, ranking fifth among FBS players with at least 35 receptions this season...**Through first seven games:** Tied 30th with six receiving touchdowns...Holds 9th nationally and fifth among Power Five receivers averaging 15.4 yards per reception... One of five Power Five receivers, and 10 FBS receivers, to total at least 38 receptions, 585 receiving yards and six receiving touchdowns...Only Penn State player to accomplish that feat.

**Game: 2020:** Had three touchdown receptions against Ohio State (10/31/20), becoming first Penn State player with three touchdown receptions in a game since Pat Friermuth vs. Michigan State in 2019 and first PSU receiver to accomplish the feat since DaeSean Hamilton vs. Indiana in 2017.

» 2020

**Awards: Midseason:** Named to the Biletnikoff Award Watch List

**Season:** Made seven starts...Has made at least one catch in 27-straight games dating back to the Indiana game (10/20/18)...Has 22 career receptions of 20 or more yards (9 in 2020)...Caught at least one pass of 20 or more yards in six of seven games this season.

**Rankings:** Sits third in the Big Ten with six touchdown receptions, good for 30th in the country...Ranks third in the Big Ten with 587 receiving yards...Sits 39th in the country and seventh in the Big Ten averaging 83.9 receiving yards per game...Averaging 5.4 receptions per contest, ranking eighth in the Big Ten and 50th in the nation...Holds eighth in the Big Ten averaging 15.45 yards per reception. **Through first seven games:** One of five Power Five receivers, and 10 FBS receivers, to total at least 38 receptions, 585 yards receiving and six receiving touchdowns.

**at Indiana (10/24):** Had four catches for 94 yards...Hauled in a 60-yard touchdown in the fourth quarter, his fifth career touchdown catch of 40 or more yards...Added a 21-yard catch in the first quarter. **Ohio State (10/31):** Set career highs with 144 yards and three touchdowns on eight catches...Recorded second career 100-yard receiving game...Hauled in touchdown receptions of 14, 21 and 20 yards...Second touchdown reception was a one-handed grab along the sideline...Hauled in four catches of 20 or more yards...Named the Coaching Staff's Offensive Player of the Week. **Maryland (11/7):** Hauled in a career-high nine receptions for 123 yards and a touchdown...Earned second straight 100-yard receiving game and the third of his career...Caught a 20-yard touchdown pass in the third quarter...Became first Penn State player with at least one touchdown reception in each of the first three games of a season since Allen Robinson in 2013 (vs. Syracuse, Eastern Michigan, UCF)...Became 35th Nittany Lion to reach the 1,000 career receiving yard mark...Added an 11-yard punt return. **at Nebraska (11/14):** Caught two passes for 27 yards...Had a 21-yard reception in the third quarter...Added a 21-yard punt return. **Iowa (11/21):** Caught eight passes for 139 yards...Recorded third 100-plus yard game of the season and fourth of his career...Registered a career-high 171 all-purpose yards...Had two catches of 20-plus yards, including a season-best 68-yard catch from Sean Clifford for a touchdown in the third quarter...Collected a career-high two punt returns and 32 return yards. **at Michigan (11/28):** Made three receptions for 30 yards. **at Rutgers (12/5):** Had four receptions for 30 yards...Caught a 20-yard reception.

» 2020 GAME-BY-GAME

*Receiving (Receptions-Yards-TD)*

at Indiana 4-94-1; OHIO STATE 8-144-3; MARYLAND 9-123-1; at Nebraska 2-27-0; IOWA 8-139-1; at Michigan 3-30-0; at Rutgers 4-30-0.

» DOTSON'S CAREER STATISTICS & GAME HIGHS

	Att.	Yds.	Avg.	TD	LG	Rec.	Yds.	Avg.	TD	LG
2018	-	-	-	-	-	13-203	15.6	-	35	-
2019	2-0	0.0	-	4	27-488	18.1	5	72	-	-
2020	-	-	-	-	38-587	15.4	6	68	-	-
<b>CAREER</b>	<b>2-0</b>	<b>0.0</b>	<b>-</b>	<b>4</b>	<b>78-1,278</b>	<b>16.4</b>	<b>11</b>	<b>72</b>	<b>-</b>	<b>-</b>

**Receptions** ..... 9; Maryland, 11/7/20  
**Receiving Yards** ..... 144; Ohio State, 10/31/20  
**Receiving Touchdowns** ..... 3; Ohio State, 10/31/20  
**Long Reception** ..... 72 yards; Purdue, 10/5/19  
**100-yard Receiving Games** ..... 4; Last Iowa (139), 11/21/20  
**2 or more Receiving Touchdowns** ..... 2; Ohio State (3), 10/31/20  
**3 or more Receiving Touchdowns** ..... 3; Ohio State (3), 10/31/20  
**20-yard Receptions** ..... 22; Last at Rutgers (1), 12/5/20

**Rushing Attempts** ..... 1; Purdue, 10/5/19  
**Rushing Yards** ..... 4; Purdue, 10/5/19  
**Longest Rush** ..... 4; Purdue, 10/5/19

» 2020 GAME-BY-GAME

*Punt Returns (Returns-Yards-TD-YPR)*

at Indiana 0-0-0-0.0; OHIO STATE 0-0-0-0.0; MARYLAND 1-11-0-11.0; at Nebraska 1-21-0-21.0; IOWA 2-32-0-16.0; at Michigan 0-0-0-0.0; at Rutgers 1-2-0-2.0.

» DOTSON'S CAREER PUNT RETURN STATISTICS & GAME HIGHS

	No.	Yds.	Avg.	TD	LG
2018	1	-2	-2.0	-	-2
2019	2	39	19.5	-	30
2020	5	66	13.2	-	21
<b>CAREER</b>	<b>8</b>	<b>103</b>	<b>12.9</b>	<b>-</b>	<b>30</b>

**Punt Returns** ..... 2; Iowa, 11/21/20  
**Punt Return Yards** ..... 32; Iowa, 11/21/20  
**Long Punt Return** ..... 30 yards; at Maryland, 9/27/19

**All-Purpose Yards** ..... 171; Iowa, 11/21/20



**ROBBIE DWYER** 39  
 Linebacker | 6-1 | 247  
 Redshirt Freshman  
 Pringle, Pa./Wyoming Valley West  
 Major: Kinesiology

» 2020


**Season:** Appeared in one game...One of 14 players to make their debut this season.



**BRYCE EFFNER** 72  
 Offensive Line | 6-5 | 301  
 Redshirt Sophomore  
 Aurora, Ill./Meteva Valley  
 Major: Psychology

» 2020

**Season:** Appeared in six games.



**DVON ELLIES** 91  
 Defensive Tackle | 6-1 | 296  
 Redshirt Freshman  
 Burtonsville, Md./McDonogh School  
 Major: Division of Undergraduate Studies

» 2020

**Season:** Appeared in one game.

**at Rutgers (12/5):** Collected first career sack and tackle for loss on the final play in the fourth quarter.

» 2020 GAME-BY-GAME

*Tackles (Solo-Assisted-Total)*

at Indiana DNP; OHIO STATE DNP; MARYLAND DNP; at Nebraska DNP; IOWA DNP; at Michigan DNP; at Rutgers 1-0-1.

» ELLIES' CAREER STATISTICS & GAME HIGHS

	UA-A	TK	FF	FR	I	PBU	SACK	TFL
2019	-	-	-	-	-	-	-	-
2020	1-0	1	-	-	-	-	1.0-10	1.0-10
<b>CAREER</b>	<b>1-0</b>	<b>1</b>	<b>-</b>	<b>-</b>	<b>-</b>	<b>-</b>	<b>1.0-10</b>	<b>1.0-10</b>

**Tackles** ..... 1; at Rutgers, 12/5/20  
**Tackles for Loss** ..... 1.0; at Rutgers, 12/5/20  
**Sacks** ..... 1.0; at Rutgers, 12/5/20



**KEATON ELLIS** 2  
 Cornerback | 5-11 | 186  
 Sophomore  
 State College, Pa./State College Area  
 Major: Division of Undergraduate Studies

» CAREER NOTES & RECORDS

Season: 2019: Tied for ninth at Penn State with three forced fumbles.

» 2020

Season: Appeared in four games, including three starts.

at **Nebraska (11/14)**: Recorded three tackles. **Iowa (11/21)**: Made a career-high six tackles, including four solo stops...Collected first career tackle for loss in the third quarter. at **Rutgers (12/5)**: Had one pass breakup.

» 2020 GAME-BY-GAME

Tackles (Solo-Assisted-Total)

at Indiana 0-0-0; OHIO STATE DNP; MARYLAND DNP; at Nebraska 1-2-3; IOWA 4-2-6; at Michigan DNP; at Rutgers 0-0-0.

» ELLIS' CAREER STATISTICS & GAME HIGHS

	UA-A	TK	FF	FR	I	PBU	SACK	TFL
2019	9-9	18	3	1	-	2	-	-
2020	5-4	9	-	-	-	1	-	1.0-4
<b>CAREER</b>	<b>14-13</b>	<b>27</b>	<b>3</b>	<b>1</b>	<b>-</b>	<b>3</b>	<b>-</b>	<b>1.0-4</b>

Tackles ..... 6; Iowa, 11/21/20


Tackles for Loss ..... 1.0; Iowa, 11/21/20

Forced Fumbles ..... 1; Three Times: Last at Minnesota, 11/9/19

Fumble Recoveries ..... 1; at Maryland, 9/27/19

Pass Breakups ..... 1; Three Times: Last at Rutgers, 12/5/20

NOTE: Returned a blocked field goal at Michigan State (8 yards) in 2019.



**DEVYV FORD** 28  
 Running Back | 5-11 | 205  
 Sophomore  
 Stafford, Va./North Stafford  
 Major: Division of Undergraduate Studies

» 2020

Season: Appeared in six games, including five starts...One of 13 players to make their first career start.

at **Indiana (10/24)**: Ran for 69 yards on a career-high 20 carries...Scored on a 14-yard run in the fourth quarter...Matched a career high with three receptions for 11 yards...Added a 28-yard kick return. **Ohio State (10/31)**: Gained 36 yards on eight carries, including a 23-yard run. **Maryland (11/7)**: Rushed for 36 yards on nine carries...Added a 25-yard kick return. at **Nebraska (11/14)**: Gained 66 yards on 16 carries...Scored on a 5-yard run in the fourth quarter...Added a 5-yard reception...Had two kick returns for 36 yards, including a 20-yard return. **Iowa (11/21)**: Had one reception and three carries. at **Rutgers (12/5)**: Ran for 65 yards on 11 carries...Found the end zone on a 7-yard rush...Had one reception for 7 yards.

» 2020 GAME-BY-GAME

Rushing (Carries-Yards-TD)

at Indiana 20-69-1; OHIO STATE 8-36-0; MARYLAND 9-36-0; at Nebraska 16-66-1; IOWA 3-2-0; at Michigan DNP; at Rutgers 11-65-1.

Receiving (Receptions-Yards-TD)

at Indiana 3-11-0; OHIO STATE 1-0-0; MARYLAND 0-0-0; at Nebraska 1-5-0; IOWA 1-1-0; at Michigan DNP; at Rutgers 1-7-0.

» FORD'S CAREER STATISTICS & GAME HIGHS

	Att.-Yds.	Avg.	TD	LG	Rec.-Yds.	Avg.	TD	LG
2019	52-294	5.7	3	81	5-30	6.0	-	15
2020	67-274	4.1	3	23	7-24	3.4	-	8
<b>CAREER</b>	<b>119-568</b>	<b>4.8</b>	<b>6</b>	<b>81</b>	<b>12-54</b>	<b>4.5</b>	<b>-</b>	<b>15</b>

Rushing Attempts ..... 20; at Indiana, 10/24/20

Rushing Yards ..... 107; Idaho, 8/31/19

Rushing Touchdowns ..... 1; Six Times: Last at Rutgers, 12/5/20

Longest Rush ..... 81 yards; Idaho, 8/31/19

100-yard Rushing Games ..... 1; Idaho, 8/31/19

Receptions ..... 3; Twice: Last at Indiana, 10/24/20

Receiving Yards ..... 15; at Maryland, 9/27/19

Longest Reception ..... 15; at Maryland, 9/27/19

» 2020 GAME-BY-GAME

Kick Returns (Returns-Yards-TD-YPR)

at Indiana 1-28-0-28.0; OHIO STATE 0-0-0-0.0; MARYLAND 1-25-0-25.0; at Nebraska 2-36-0-18.0; IOWA 0-0-0-0.0; at Michigan DNP; at Rutgers 1-4-0-4.0.

» FORD'S CAREER KICK RETURN STATISTICS & GAME HIGHS

	No.	Yds.	Avg.	TD	LG
2019	-	-	-	-	-
2020	5	93	18.6	-	28
<b>CAREER</b>	<b>5</b>	<b>93</b>	<b>18.6</b>	<b>-</b>	<b>28</b>

Kick Returns ..... 2; at Nebraska, 11/14/20

Kick Return Yards ..... 36; at Nebraska, 11/14/20

Long Kick Return ..... 28 yards; at Indiana, 10/24/20

All-Purpose Yards ..... 107 yards; at Nebraska, 11/14/20



**LEVI FORREST** 93  
 Punter | 6-5 | 184  
 Freshman  
 Richlands, Va./Richlands  
 Major: Division of Undergraduate Studies

» 2020

Season: Appeared in two games on special teams... One of 14 players to make their Nittany Lion debut...One of 12 true freshmen to play this season.

**Ohio State (10/31)**: Attempted an onside kick in the fourth quarter.

**Maryland (11/7)**: Tried an onside kick in the fourth quarter.



**PAT FREIERMUTH** 87  
 Tight End/H-Back | 6-5 | 258  
 Junior  
 Merrimac, Mass./Brooks School  
 Major: Labor and Human Resources

» CAREER NOTES & RECORDS

Career: Holds the record for PSU career touchdown receptions by a tight end with 16, passing Mike Gesicki (15; 2014-17)...Tied for eighth all-time at Penn State with 16 career touchdown receptions with O.J. McDuffie (1988-92)...Current FBS career active leader in touchdown receptions by a tight end...Has 1,185 career receiving yards to rank 25th overall and third among tight ends in program history...Owns 92 career receptions, ranking 20th all-time...Has caught a pass in 29-straight games, dating back to the Pitt game (9/8/18), a school-record among tight ends...Became the 34th Nittany Lion and seventh Penn State tight end to accumulate 1,000 career receiving yards

Season: 2019: Tied for 14th in a season at PSU and third among tight ends in touchdown receptions with seven. 2018: Ranked second among PSU tight ends and tied for No. 10 overall in season receiving touchdowns with eight...Set the mark for most receiving touchdowns by a freshman tight end.

Game: 2019: Became the ninth player (11 occasions), and first tight end, to catch at least three touchdown passes in a single game (Michigan State, 10/26), joining Bobby Engram (twice), Allen Robinson (twice), Freddie Scott, Deon Butler, Tony Johnson, Graham Zug and DaeSean Hamilton. 2018: Was one of three freshmen (four occasions) in program history to have two touchdown receptions in a game (vs. Rutgers, 2018), joining Kyle Brady (vs. Cincinnati, 1991) and Deon Butler (vs. Central Michigan & Wisconsin, 2005).

» 2020

Awards: Named AP Preseason All-America first team...Tabbed Athlon Sports Preseason All-America first team...Selected Walter Camp Preseason All-America second-team...Garnered USA Today Preseason All-America second team honors...Named to the John Mackey Award watch list... Selected to the Biletnikoff Award watch list.

Season: Made four starts...Selected as a team captain...Has caught at least one pass in a 29-straight games dating back to the Pitt game (9/8/18)...Tied as the longest active streak among FBS tight ends with Wisconsin's Jake Ferguson (29) through Nov. 14...Has 19 career receptions of 20 or more yards...Will miss rest of 2020 due to injury.

Rankings: Before injury: Led all FBS tight ends with 5.8 receptions per

game...Ranked fifth among tight ends averaging 77.5 receiving yards per game through four games...Sat seventh overall in the Big Ten in receptions, eighth in receiving yards (310) and ninth in receiving yards per game.

at **Indiana (10/24)**: Made a team-high seven catches for 60 yards... Caught a 2-yard touchdown on the opening drive of the game...Made his 16th career touchdown reception to break a tie for the Penn State record by a tight end, passing Mike Gesicki (2014-17)...Named the Coaching Staff's Offensive Player of the Week. **Ohio State (10/31)**: Caught three passes for 46 yards. **Maryland (11/7)**: Made six grabs for 91 yards...Had a 24-yard reception...Became the 34th Nittany Lion and seventh Penn State tight end to accumulate 1,000 career receiving yards. at **Nebraska (11/14)**: Hauled in seven catches for a career-high 113 yards...Earned second career 100-yard game...Made a career-long 74-yard reception in the fourth quarter.

» 2020 GAME-BY-GAME

Receiving (Receptions-Yards-TD)

at Indiana 7-60-1; OHIO STATE 3-46-0; MARYLAND 6-91-0; at Nebraska 7-113-0; IOWA INJ; at Michigan INJ; at Rutgers INJ.

» FREIERMUTH'S CAREER STATISTICS & GAME HIGHS

	Att.-Yds.	Avg.	TD	LG	Rec.-Yds.	Avg.	TD	LG
2018	-	-	-	-	26-368	14.2	8	27
2019	-	-	-	-	43-507	11.8	7	28
2020	-	-	-	-	23-310	13.5	1	74
<b>CAREER</b>	<b>-</b>	<b>-</b>	<b>-</b>	<b>-</b>	<b>92-1,185</b>	<b>12.9</b>	<b>16</b>	<b>74</b>

Receptions ..... 8; Buffalo, 9/7/19

Receiving Yards ..... 113; at Nebraska, 11/14/20

Receiving Touchdowns ..... 3; at Michigan State, 10/26/19


Long Reception ..... 74 yards; at Nebraska, 11/14/20

Multi-Touchdown Reception Games ..... 3; Last at Michigan State (3), 10/26/19

3 or more Receiving Touchdowns ..... 1; Last at Michigan State (3), 10/26/19

20-yard Receptions ..... 19; Last at Nebraska (1), 11/14/20

100-yard Receiving Games ..... 2; Last at Nebraska (113), 11/14/20



**WILL FRIES** 71  
 Offensive Line | 6-6 | 306  
 Redshirt Senior  
 Cranford, N.J./Cranford  
 Major: Telecommunications (2nd degree)

» 2020

Season: Made seven starts on the offensive line...One of five players to earn their degree before the 2020 season...Graduated with a degree in economics in December 2019.

at **Indiana (10/24)**: Helped the Nittany Lion offense to gain 488 yards, including 250 on the ground...Led the way for Penn State to convert 27 first downs...Protected Sean Clifford as he threw for 238 yards and three touchdowns while rushing for a career-high 119 yards and a score...Paved the way for a 14-yard touchdown rush by Devyn Ford. **Ohio State (10/31)**: Led the way for the Nittany Lions to gain 325 yards...Allowed Sean Clifford to throw for 281 yards and three touchdowns. **Maryland (11/7)**: Aided the Penn State offense to gain 434 yards...Helped Sean Clifford as he threw for 340 yards and three touchdowns. at **Nebraska (11/14)**: Paved the way for the Nittany Lions to gain 501 yards, including 245 on the ground... Helped Penn State to tie season-highs with 30 first downs and 52 rushing attempts...Aided Devyn Ford to find the end zone on a 5-yard run and helped Keyvone Lee score on a 31-yard rush...Protected Will Lewis as he threw for 219 yards. **Iowa (11/21)**: Protected quarterbacks Will Lewis and Sean Clifford as they threw for a combined 280 yards...Aided Keyvone Lee to find the endzone on a 6-yard rush. at **Michigan (11/28)**: Helped the Nittany Lions rush to a season-high 254 yards on the ground, the most since the 2019 Cotton Bowl...Helped Keyvone Lee rush for 134 yards... Aided Keyvone Lee, Sean Clifford and Will Lewis to rushing touchdowns... Paved the way for 50 total rushing attempts and four rushes over 20 yards...Helped the offense to total 417 yards for its fourth 400-plus yard game of the season. at **Rutgers (12/5)**: Paved the way for the Nittany Lions to rush for 248 yards, their fourth 245-plus yard rushing game of the season...The offense had 57 rushing attempts, the second most in the James Franklin era.

# 38 2020 PENN STATE FOOTBALL



**DANIEL GEORGE** 11  
Wide Receiver | 6-2 | 210  
Redshirt Sophomore  
Fort Washington, Md./Oxon Hill  
Major: Journalism

» **CAREER NOTES & RECORDS**

**Game:** Hauled in a 98-yard touchdown pass from Sean Clifford against Kent State (9/15/18) for the longest pass play and longest play from scrimmage in program history...Broke the previous longest pass record of 92 yards from Bill Hess to Bob Higgins in 1919...Broke the longest play from scrimmage record, set four different times on 92-yard plays, most recently a 92-yard run by Saquon Barkley vs. Washington in the 2017 Fiesta Bowl...Tied for the longest reception in the FBS in 2018.

» **2020**

**Season:** Appeared in seven games.

**at Indiana (10/24):** Caught a career-best three passes for 29 yards. **Maryland (11/7):** Made two grabs for 34 yards...Hauled in a 21-yard catch. **at Nebraska (11/14):** Caught a 6-yard pass. **Iowa (11/21):** Caught a 4-yard pass.

» **2020 GAME-BY-GAME**

*Receiving (Receptions-Yards-TD)*

at Indiana 3-29-0; OHIO STATE 0-0-0; MARYLAND 2-34-0; at Nebraska 1-6-0; IOWA 1-4-0; at Michigan 0-0-0; at Rutgers 0-0-0.

» **GEORGE'S CAREER STATISTICS & GAME HIGHS**

	Att.-Yds.	Avg.	TD	LG	Rec.-Yds.	Avg.	TD	LG
2018	-	-	-	-	2-112	56.0	1	95
2019	-	-	-	-	9-100	11.1	-	22
2020	-	-	-	-	7-73	10.4	-	21
<b>CAREER</b>	-	-	-	-	<b>18-285</b>	<b>15.8</b>	<b>1</b>	<b>95</b>

**Receptions** ..... 3; at Indiana, 10/24/20  
**Receiving Yards** ..... 95; Kent State, 9/15/18  
**Receiving Touchdowns** ..... 1; Kent State, 9/15/18  
**Long Reception** ..... 95 yards; Kent State, 9/15/18  
**20-yard Receptions** ..... 4; Last Maryland (1), 11/7/20



**FRED HANSARD** 53  
Defensive Tackle | 6-3 | 324  
Redshirt Junior  
Burlington, N.J./The Hun School  
Major: Journalism

» **2020**

**Season:** Appeared in six games.

**Ohio State (10/31):** Assisted on one tackle. **Maryland (11/7):** Notched two tackles. **Iowa (11/21):** Had one tackle...Assisted on a tackle for loss. **at Rutgers (12/5):** Assisted on one tackle.

» **2020 GAME-BY-GAME**

*Tackles (Solo-Assisted-Total)*

at Indiana 0-0-0; OHIO STATE 0-1-1; MARYLAND 0-2-2; at Nebraska 0-0-0; IOWA 0-1-1; at Michigan DNP; at Rutgers 0-1-1.

» **HANSARD'S CAREER STATISTICS & GAME HIGHS**

	UA-A	TK	FF	FR	I	PBU	SACK	TFL
2018	1-1	2	-	-	-	-	-	0.5-1
2019	5-10	15	-	-	-	-	1.0-8	4.5-13
2020	0-5	5	-	-	-	-	-	0.5-1
<b>CAREER</b>	<b>6-16</b>	<b>22</b>	-	-	-	-	<b>1.0-8</b>	<b>5.5-15</b>

**Tackles** ..... 3; Twice: Last vs. Memphis, 12/28/19  
**Tackles for Loss** ..... 1.5; Buffalo, 9/7/19  
**Sacks** ..... 1.0; Purdue, 10/5/19



**DAEQUAN HARDY** 25  
Cornerback | 5-9 | 180  
Redshirt Freshman  
Pittsburgh, Pa./Penn Hills  
Major: Division of Undergraduate Studies

» **2020**

**Season:** Appeared in seven games.

**at Indiana (10/24):** Recorded one tackle. **Maryland (11/7):** Assisted

on one tackle. **Iowa (11/21):** Made one solo stop. **at Michigan (11/28):** Made a career-high two tackles, both solo stops. **at Rutgers (12/5):** Matched a career high with two tackles, including one solo stop...Collected his first career sack and tackle for loss in the first quarter...Added a pass breakup.

» **2020 GAME-BY-GAME**

*Tackles (Solo-Assisted-Total)*

at Indiana 1-0-1; OHIO STATE 0-0-0; MARYLAND 0-1-1; at Nebraska 0-0-0; IOWA 1-0-1; at Michigan 2-0-2; at Rutgers 1-1-2.

» **HARDY'S CAREER STATISTICS & GAME HIGHS**

	UA-A	TK	FF	FR	I	PBU	SACK	TFL
2019	-	-	-	-	-	-	-	-
2020	5-2	7	-	-	-	1	1.0-7	1.0-7
<b>CAREER</b>	<b>5-2</b>	<b>7</b>	-	-	-	<b>1</b>	<b>1.0-7</b>	<b>1.0-7</b>

**Tackles** ..... 2; Twice: Last at Rutgers, 12/5/20  
**Tackles for Loss** ..... 1.0; at Rutgers, 12/5/20  
**Sacks** ..... 1.0; at Rutgers, 12/5/20  
**Pass Breakups** ..... 1; at Rutgers, 12/5/20



**DREW HARTLAUB** 37  
Safety | 5-11 | 177  
Redshirt Junior  
Hanover, Pa./South Western  
Major: Telecommunications

» **2020**

**Season:** Appeared in six games on special teams.

**at Michigan (11/28):** Collected second career fumble recovery on a muffed Michigan punt return in the second quarter. **at Rutgers (12/5):** Assisted on one tackle.

» **2020 GAME-BY-GAME**

*Tackles (Solo-Assisted-Total)*

at Indiana 0-0-0; OHIO STATE 0-0-0; MARYLAND 0-0-0; at Nebraska DNP; IOWA 0-0-0; at Michigan 0-0-0; at Rutgers 0-1-1.

» **HARTLAUB'S CAREER STATISTICS & GAME HIGHS**

	UA-A	TK	FF	FR	I	PBU	SACK	TFL
2018	1-2	3	-	-	-	-	-	-
2019	1-3	4	-	1	-	-	-	-
2020	0-1	1	-	1	-	-	-	-
<b>CAREER</b>	<b>2-6</b>	<b>8</b>	-	<b>2</b>	-	-	-	-

**Tackles** ..... 2; at Michigan State, 10/26/19  
**Fumble Recoveries** ..... 1; Twice: Last at Michigan, 11/28/20



**CAZIAH HOLMES** 26  
Running Back | 5-11 | 209  
Freshman  
Titusville, Fla./Cocoa  
Major: Division of Undergraduate Studies

» **2020**

**Season:** Appeared in seven games...One of 14 players to make their Nittany Lion debut...One of 12 true freshmen to play this season.

**at Indiana (10/24):** Rushed for 16 yards on five carries. **Maryland (11/7):** Gained 29 yards on nine carries. **at Nebraska (11/14):** Rushed for a career-best 50 yards on four carries...Had a career-best 36-yard run in the second quarter...Added a 9-yard kick return. **Iowa (11/21):** Rushed for eight yards on six carries...Recorded first three career receptions for 12 yards. **at Michigan (11/28):** Registered a career-best 10 rushing attempts...Totaled 34 yards on the ground...Caught one pass for a career-long six yards. **at Rutgers (12/5):** Recorded 5 yards.

» **2020 GAME-BY-GAME**

*Rushing (Carries-Yards-TD)*

at Indiana 5-16-0; OHIO STATE 0-0-0; MARYLAND 9-29-0; at Nebraska 4-50-0; IOWA 6-8-0; at Michigan 10-34-0; at Rutgers 3-5-0.

*Receiving (Receptions-Yards-TD)*

at Indiana 0-0-0; OHIO STATE 0-0-0; MARYLAND 0-0-0; at Nebraska 0-0-0; IOWA 3-12-0; at Michigan 1-6-0; at Rutgers 0-0-0.

» **HOLMES' CAREER STATISTICS & GAME HIGHS**

	Att.-Yds.	Avg.	TD	LG	Rec.-Yds.	Avg.	TD	LG
2020	37-142	3.8	-	36	4-18	4.5	-	6
<b>CAREER</b>	<b>37-142</b>	<b>3.8</b>	-	<b>36</b>	<b>4-18</b>	<b>4.5</b>	-	<b>6</b>

**Rushing Attempts** ..... 10; at Michigan, 11/28/20  
**Rushing Yards** ..... 50; at Nebraska, 11/14/20  
**Longest Rush** ..... 36 yards; at Nebraska, 11/14/20

**Receptions** ..... 3; Iowa, 11/21/20  
**Receiving Yards** ..... 12; Iowa, 11/21/20  
**Longest Reception** ..... 6; at Michigan, 11/28/20

» **2020 GAME-BY-GAME**

*Kick Returns (Returns-Yards-TD-YPR)*

at Indiana 0-0-0-0.0; OHIO STATE 0-0-0-0.0; MARYLAND 0-0-0-0.0; at Nebraska 1-9-0-9.0; IOWA 0-0-0-0.0; at Michigan 0-0-0-0.0; at Rutgers 0-0-0-0.0.

» **HOLMES' CAREER KICK RETURN STATISTICS & GAME HIGHS**

	No.	Yds.	Avg.	TD	LG
2020	1	9	9.0	-	9
<b>CAREER</b>	<b>1</b>	<b>9</b>	<b>9.0</b>	-	<b>9</b>

**Kick Returns** ..... 1; at Nebraska, 11/14/20  
**Kick Return Yards** ..... 9; at Nebraska, 11/14/20  
**Long Kick Return** ..... 9 yards; at Nebraska, 11/14/20

**All-Purpose Yards** ..... 59 yards; at Nebraska, 11/14/20



**DES HOLMES** 75  
Offensive Line | 6-5 | 312  
Redshirt Junior  
Norristown, Pa./Cardinal O'Hara  
Major: Journalism

» **2020**

**Season:** Appeared in three games.

**at Indiana (10/24):** Helped the Nittany Lion offense to gain 488 yards, including 250 on the ground...Led the way for Penn State to convert 27 first downs...Protected Sean Clifford as he threw for 238 yards and three touchdowns while rushing for a career-high 119 yards and a score...Paved the way for a 14-yard touchdown rush by Devyn Ford. **Ohio State (10/31):** Led the way for the Nittany Lions to gain 325 yards...Allowed Sean Clifford to throw for 281 yards and three touchdowns. **Maryland (11/7):** Aided the Penn State offense to gain 434 yards...Helped Sean Clifford as he threw for 340 yards and three touchdowns.

**NOTE:** Has one career reception for 5 yards (at Minnesota, 2019).



**ADISA ISAAC** 20  
Defensive End | 6-4 | 251  
Sophomore  
Brooklyn, N.Y./Canarsie  
Major: Division of Undergraduate Studies

» **2020**

**Season:** Appeared in seven games.

**Ohio State (10/31):** Notched two tackles. **Maryland (11/7):** Made two stops. **at Nebraska (11/14):** Recorded two tackles, including one solo. **Iowa (11/21):** Recorded two tackles...Hade one sack for a loss of 10 yards. **at Michigan (11/28):** Assisted on one tackle. **at Rutgers (12/5):** Made one solo stop.

» **2020 GAME-BY-GAME**

*Tackles (Solo-Assisted-Total)*

at Indiana 0-0-0; OHIO STATE 0-2-2; MARYLAND 1-1-2; at Nebraska 1-1-2; IOWA 1-1-2; at Michigan 0-1-1; at Rutgers 1-0-1.

» **ISAAC'S CAREER STATISTICS & GAME HIGHS**

	UA-A	TK	FF	FR	I	PBU	SACK	TFL
2019	4-10	14	1	-	-	-	1.5-8	3.0-13
2020	4-6	10	-	-	-	-	1.0-10	1.0-10
<b>CAREER</b>	<b>8-16</b>	<b>24</b>	<b>1</b>	-	-	-	<b>2.5-18</b>	<b>4.0-23</b>

**Tackles** ..... 4; at Maryland, 9/27/19  
**Tackles for Loss** ..... 2.5; at Maryland, 9/27/19  
**Sacks** ..... 1.5; at Maryland, 9/27/19  
**Forced Fumbles** ..... 1; at Maryland, 9/27/19



**COZIAH IZZARD** 99  
 Defensive Tackle | 6-3 | 281  
 Freshman  
 Columbia, Md./DeMatha Catholic  
 Major: Division of Undergraduate Studies

» 2020  
**Season:** Appeared in one game...One of 14 players to make their debut this season...One of 12 true freshmen to make their debut.

» 2020 GAME-BY-GAME  
*Tackles (Solo-Assisted-Total)*  
 at Indiana DNP; OHIO STATE DNP; MARYLAND DNP; at Nebraska DNP; IOWA DNP; at Michigan DNP; at Rutgers 0-0-0.

» IZZARD'S CAREER STATISTICS & GAME HIGHS

	UA-A	TK	FF	FR	I	PBU	SACK	TFL
2020	-	-	-	-	-	-	-	-
CAREER	-	-	-	-	-	-	-	-

Tackles ..... N/A



**CURTIS JACOBS** 23  
 Linebacker | 6-1 | 226  
 Freshman  
 Glen Burnie, Md./McDonogh School  
 Major: Division of Undergraduate Studies

» 2020  
**Season:** Appeared in seven games...One of 14 players to make their Nittany Lion debut...One of 12 true freshmen to play this season.

**Maryland (11/7):** Assisted on a tackle for loss...Added a pass breakup. **at Nebraska (11/14):** Made a solo tackle. **Iowa (11/21):** Registered a career-high two tackles. **at Rutgers (12/5):** Assisted on one tackle.

» 2020 GAME-BY-GAME  
*Tackles (Solo-Assisted-Total)*  
 at Indiana 0-0-0; OHIO STATE 0-0-0; MARYLAND 0-1-1; at Nebraska 1-0-1; IOWA 1-1-2; at Michigan 0-0-0; at Rutgers 0-1-1.

» JACOBS' CAREER STATISTICS & GAME HIGHS

	UA-A	TK	FF	FR	I	PBU	SACK	TFL
2020	2-3	5	-	-	-	1	-	0.5-1
CAREER	2-3	5	-	-	-	1	-	0.5-1

Tackles ..... 2; Iowa, 11/21/20  
 Tackles For Loss ..... 0.5; Maryland, 11/7/20  
 Pass Breakups ..... 1; Maryland, 11/7/20



**THEO JOHNSON** 84  
 Tight End/H-Back | 6-6 | 251  
 Freshman  
 Windsor, Ont./Holy Names Catholic  
 Major: Division of Undergraduate Studies

» 2020  
**Season:** Appeared in six games with one start...One of 13 players to make first career start...One of 14 players to make their Nittany Lion debut...One of 12 true freshmen to play this season.

**Iowa (11/21):** Made first career catch in the first quarter...Finished with two receptions for 14 yards. **at Michigan (11/28):** Made first career start.

» 2020 GAME-BY-GAME  
*Receiving (Receptions-Yards-TD)*  
 at Indiana 0-0-0; OHIO STATE DNP; MARYLAND 0-0-0; at Nebraska 0-0-0; IOWA 2-14-0; at Michigan 0-0-0; at Rutgers 0-0-0.

» JOHNSON'S CAREER STATISTICS & GAME HIGHS

	Att.-Yds.	Avg.	TD	LG	Rec.-Yds.	Avg.	TD	LG
2020	-	-	-	-	2-14	7.0	-	10
CAREER	-	-	-	-	2-14	7.0	-	10

Receptions ..... 2; Iowa, 11/21/20  
 Receiving Yards ..... 14; Iowa, 11/21/20  
 Receiving Touchdowns ..... N/A  
 Longest Reception ..... 10; Iowa, 11/21/20



**TJ JONES** 10  
 Wide Receiver | 6-1 | 202  
 Redshirt Freshman  
 Lake City, Fla./Columbia  
 Major: Division of Undergraduate Studies

» 2020  
**Season:** Appeared in five games.

» 2020 GAME-BY-GAME  
*Receiving (Receptions-Yards-TD)*  
 at Indiana DNP; OHIO STATE DNP; MARYLAND 0-0-0; at Nebraska 0-0-0; IOWA 0-0-0; at Michigan 0-0-0; at Rutgers 0-0-0.

» JONES' CAREER STATISTICS & GAME HIGHS

	Att.-Yds.	Avg.	TD	LG	Rec.-Yds.	Avg.	TD	LG
2019	-	-	-	-	-	-	-	-
2020	-	-	-	-	-	-	-	-
CAREER	-	-	-	-	-	-	-	-

Receptions ..... N/A  
 Receiving Yards ..... N/A  
 Receiving Touchdowns ..... N/A  
 Long Reception ..... N/A



**CHARLIE KATSHIR** 45  
 Linebacker | 6-3 | 231  
 Redshirt Sophomore  
 Camp Hill, Pa./Cumberland Valley  
 Major: Hospitality Management

» 2020  
**Season:** Appeared in three games...Will miss rest of season due to injury.  
**Ohio State (10/31):** Matched a career high with three tackles, including two solo. **Maryland (11/7):** Registered two tackles.

» 2020 GAME-BY-GAME  
*Tackles (Solo-Assisted-Total)*  
 at Indiana DNP; OHIO STATE 2-1-3; MARYLAND 1-1-2; at Nebraska 0-0-0; IOWA DNP; at Michigan DNP; at Rutgers INJ.

» KATSHIR'S CAREER STATISTICS & GAME HIGHS

	UA-A	TK	FF	FR	I	PBU	SACK	TFL
2019	3-2	5	1	-	-	-	-	-
2020	3-2	5	-	-	-	-	-	-
CAREER	6-4	10	1	-	-	-	-	-

Tackles ..... 3; Twice: Last Ohio State, 10/31/20  
 Forced Fumbles ..... 1; Purdue, 10/5/19



**ZACK KUNTZ** 82  
 Tight End/H-Back | 6-7 | 258  
 Redshirt Sophomore  
 Camp Hill, Pa./Camp Hill  
 Major: Marketing

» 2020  
**Season:** Appeared in five games.

» 2020 GAME-BY-GAME  
*Receiving (Receptions-Yards-TD)*  
 at Indiana 0-0-0; OHIO STATE 0-0-0; MARYLAND 0-0-0; at Nebraska DNP; IOWA DNP; at Michigan 0-0-0; at Rutgers 0-0-0.

» KUNTZ'S CAREER OFFENSIVE STATISTICS & GAME HIGHS

	Att.-Yds.	Avg.	TD	LG	Rec.-Yds.	Avg.	TD	LG
2018	-	-	-	-	1-8	8.0	-	8
2019	-	-	-	-	2-18	9.0	-	10
2020	-	-	-	-	-	-	-	-
CAREER	-	-	-	-	3-26	8.7	-	10

Receptions ..... 1; Three Times: Last at Maryland, 9/27/19  
 Receiving Yards ..... 10; at Maryland, 9/27/19  
 Longest Reception ..... 10 yards; at Maryland, 9/27/19



**KEANDRE LAMBERT-SMITH** 13  
 Wide Receiver | 6-1 | 185  
 Freshman  
 Norfolk, Va./Maury  
 Major: Division of Undergraduate Studies

» 2020  
**Season:** Appeared in seven games with three starts...One of 13 players to make their first career start...One of 14 players to make their Nittany Lion debut...One of 12 true freshmen to play this season.

**at Indiana (10/24):** Hauled in two catches for 25 yards. **Ohio State (10/31):** Made two grabs for 18 yards. **at Nebraska (11/14):** Caught three passes for 35 yards...Had a 20-yard reception in the third quarter. **at Rutgers (12/5):** Had a career-high four receptions for 25 yards.

» 2020 GAME-BY-GAME  
*Receiving (Receptions-Yards-TD)*  
 at Indiana 2-25-0; OHIO STATE 2-18-0; MARYLAND 0-0-0; at Nebraska 3-35-0; IOWA 0-0-0; at Michigan 0-0-0; at Rutgers 4-25-0.

» LAMBERT-SMITH'S CAREER STATISTICS & GAME HIGHS

	Att.-Yds.	Avg.	TD	LG	Rec.-Yds.	Avg.	TD	LG
2020	-	-	-	-	11-103	9.4	-	20
CAREER	-	-	-	-	11-103	9.4	-	20

Receptions ..... 4; at Rutgers, 12/5/20  
 Receiving Yards ..... 35; at Nebraska, 11/14/20  
 Longest Reception ..... 20 yards; at Nebraska, 11/14/20  
 20-yard Receptions ..... 1; at Nebraska (1), 11/14/20



**KEYVONE LEE** 24  
 Running Back | 6-0 | 230  
 Freshman  
 St. Petersburg, Fla./American Collegiate Academy  
 Major: Division of Undergraduate Studies

» 2020  
**Awards:** Named Big Ten Freshman of the Week (11/30).  
**Season:** Appeared in seven games with one start...One of 13 players to make first career start...One of 14 players to make their Nittany Lion debut...One of 12 true freshmen to play this season.

**at Indiana (10/24):** Gained 35 yards on six carries...Added two catches for six yards. **Maryland (11/7):** Had a 3-yard run. **at Nebraska (11/14):** Ran for 49 yards on eight carries...Scored on a career-long 31-yard run in the third quarter, his first career touchdown...Added a 6-yard kick return. **Iowa (11/21):** Scored one touchdown from six yards out...Rushed four times for a total of six yards...Tallied career highs in catches (6) and yards (41). **at Michigan (11/28):** Had a career-high 134 rushing yards, the most by a Penn State freshman since Saquon Barkley against Ohio State in 2015...Recorded a career-best 22 rushing attempts, topping a previous mark of eight...Found the end zone on a six-yard rush. **at Rutgers (12/5):** Rushed for 95 yards on 17 carries...Matched a career best with a 31-yard run in the fourth quarter.

» 2020 GAME-BY-GAME  
*Rushing (Carries-Yards-TD)*  
 at Indiana 6-35-0; OHIO STATE 0-0-0; MARYLAND 1-3-0; at Nebraska 8-49-1; IOWA 4-6-1; at Michigan 22-134-1; at Rutgers 17-95-0.

*Receiving (Receptions-Yards-TD)*  
 at Indiana 2-6-0; OHIO STATE 0-0-0; MARYLAND 0-0-0; at Nebraska 0-0-0; IOWA 6-41-0; at Michigan 0-0-0; at Rutgers 0-0-0.

» LEE'S CAREER STATISTICS & GAME HIGHS

	Att.-Yds.	Avg.	TD	LG	Rec.-Yds.	Avg.	TD	LG
2020	58-322	5.6	3	31	8-47	5.9	-	14
CAREER	58-322	5.6	3	31	8-47	5.9	-	14

Rushing Attempts ..... 22; at Michigan, 11/28/20  
 Rushing Yards ..... 134; at Michigan, 11/28/20  
 Rushing Touchdowns ..... 1; Three Times, Last at Michigan, 11/28/20  
 Longest Rush ..... 31; Twice: Last at Rutgers, 12/5/20  
 Receptions ..... 6; Iowa, 11/21/20  
 Receiving Yards ..... 41; Iowa, 11/21/20  
 Longest Reception ..... 14; Iowa, 11/21/20

# 40 2020 PENN STATE FOOTBALL

## » 2020 GAME-BY-GAME

Kick Returns (Returns-Yards-TD-YPR)

at Indiana 0-0-0-0.0; OHIO STATE 0-0-0-0.0; MARYLAND 0-0-0-0.0; at Nebraska 1-6-0-6.0; IOWA 0-0-0-0.0; at Michigan 0-0-0-0.0; at Rutgers 0-0-0-0.0.

## » LEE'S CAREER KICK RETURN STATISTICS & GAME HIGHS

	No.	Yds.	Avg.	TD	LG
2020	1	6	6.0	-	6
<b>CAREER</b>	<b>1</b>	<b>6</b>	<b>6.0</b>	<b>-</b>	<b>6</b>

**Kick Returns** ..... 1; at Nebraska, 11/14/20  
**Kick Return Yards** ..... 6; at Nebraska, 11/14/20  
**Long Kick Return** ..... 6 yards; at Nebraska, 11/14/20

**All-Purpose Yards** ..... 134 yards; at Michigan, 11/28/20



## WILL LEVIS

7

Quarterback | 6-3 | 222  
 Redshirt Sophomore  
 Madison, Conn./Xavier  
 Major: Finance

## » CAREER NOTES & RECORDS

**Career:** Has 399 career rushing yards for 10th all-time by a Penn State quarterback.

**Games:** Rushed for 108 yards against Rutgers (11/30/19), the 10th-most in program history by a quarterback.

## » 2020

**Season:** Appeared in six games with one start.

**Ohio State (10/31):** Had a 3-yard rush. **at Nebraska (11/14):** Completed 14-of-31 passes for 219 yards, earning career highs...Connected on three passes of 20 or more yards, including a career-long 74-yard completion to Pat Freiermuth in the fourth quarter...Rushed for 61 yards on a career-high-tying 18 carries. **Iowa (11/21):** Made first start of season...Completed 13-of-16 passes for 106 yards...Rushed for 34 yards. **at Michigan (11/28):** Rushed for 25 yards on six carries...Found the end zone on a two-yard run for first rushing touchdown of the season. **at Rutgers (12/5):** Rushed for a season-high 65 yards on 17 carries.

## » 2020 GAME-BY-GAME

Passing (Comp-Att-Yds-TD-INT)

at Indiana 0-0-0-0-0; OHIO STATE 0-0-0-0-0; MARYLAND DNP; at Nebraska 14-31-219-0-0; IOWA 13-16-106-0-0; at Michigan 0-0-0-0-0; at Rutgers 0-0-0-0-0.

Rushing (Carries-Yards-TD)

at Indiana 1(-2)-0; OHIO STATE 1-3-0; MARYLAND DNP; at Nebraska 18-61-0; IOWA 15-34-0; at Michigan 6-25-1; at Rutgers 17-65-0.

## » LEVIS' CAREER PASSING STATISTICS & GAME HIGHS

	C-A	Yds.	%	TD-INT	YPG	LG
2019	28-47	223	59.6	2-2	31.9	44
2020	27-47	325	57.4	0-0	54.2	74
<b>CAREER</b>	<b>55-94</b>	<b>548</b>	<b>58.5</b>	<b>2-2</b>	<b>42.2</b>	<b>74</b>

**Pass Completions** ..... 14; at Nebraska, 11/14/20  
**Pass Attempts** ..... 31; at Nebraska, 11/14/20  
**Passing Yards** ..... 219; at Nebraska, 11/14/20  
**Passing Touchdowns** ..... 1; Twice: Last Rutgers, 11/30/19  
**Long Pass** ..... 74; at Nebraska, 11/14/20  
**20-yard or Longer Completions** ..... 5; Last Iowa (1), 11/21/20

## » LEVIS' CAREER RUSHING STATISTICS & GAME HIGHS

	Att.-Yds.	Avg.	TD	LG	Rec.-Yds.	Avg.	TD	LG
2019	51-213	4.2	3	49	-	-	-	-
2020	58-186	3.2	1	14	-	-	-	-
<b>CAREER</b>	<b>109-399</b>	<b>3.7</b>	<b>4</b>	<b>49</b>	<b>-</b>	<b>-</b>	<b>-</b>	<b>-</b>

**Rushing Attempts** ..... 18; Twice: Last at Nebraska, 11/14/20  
**Rushing Yards** ..... 108; Rutgers, 11/30/19  
**Rushing Touchdowns** ..... 2; at Maryland, 9/27/19  
**Longest Rush** ..... 49; at Rutgers, 11/30/19  
**2 or more Rushing Touchdowns** ..... 1; at Maryland (2), 9/27/19  
**100-yard Rushing Games** ..... 1; Rutgers (108), 11/30/19



## JESSE LUKETA

40

Linebacker | 6-3 | 242  
 Junior  
 Ottawa, Ont./Mercyhurst Prep (Pa.)  
 Major: Criminology

## » 2020

**Season:** Appeared in seven games, making six starts...Selected as a team captain.

**at Indiana (10/24):** Registered three tackles, including two solo. **Ohio State (10/31):** Tallied eight tackles with all coming in the second half. **Maryland (11/7):** Posted four tackles, including two solo. **at Nebraska (11/14):** Registered a career-high nine tackles, including five solo...Made a solo tackle for loss in the second quarter...Broke up a pass. **Iowa (11/21):** Made seven tackles, including five solo stops. **at Michigan (11/28):** Recorded four tackles, including two solo. **at Rutgers (12/5):** Registered a career-best 10 tackles, including six solo...Recorded first career fumble recovery in the third quarter after Ellis Brooks stripped the ball...Matched a career high with one tackle for loss.

## » 2020 GAME-BY-GAME

Tackles (Solo-Assisted-Total)

at Indiana 2-1-3; OHIO STATE 4-4-8; MARYLAND 2-2-4; at Nebraska 5-4-9; IOWA 5-2-7; at Michigan 2-2-4; at Rutgers 6-4-10.

## » LUKETA'S CAREER STATISTICS & GAME HIGHS

	UA-A	TK	FF	FR	I	PBU	SACK	TFL
2018	5-2	7	-	-	-	-	-	-
2019	15-9	24	-	-	-	4	-	0.5-1
2020	26-19	45	-	1	-	1	-	2.0-10
<b>CAREER</b>	<b>46-30</b>	<b>76</b>	<b>-</b>	<b>1</b>	<b>-</b>	<b>5</b>	<b>-</b>	<b>2.5-11</b>

**Tackles** ..... 10; at Rutgers, 12/5/20  
**Tackles for Loss** ..... 1.0; Twice: Last at Rutgers, 12/5/20  
**Pass Breakups** ..... 1; Five Times: Last at Nebraska, 11/14/20  
**Fumble Recoveries** ..... 1; at Rutgers, 12/5/20  
**10+ Tackle Games** ..... 1; Last at Rutgers 12/5/20



## ISAAC LUTZ

85

Wide Receiver | 5-11 | 197  
 Redshirt Senior  
 Reading, Pa./Berks Catholic  
 Major: Real Estate Analysis & Development (Master's)

## » 2020

**Season:** Appeared in seven games...One of five players to earn their degree before the 2020 season...Graduated with a degree in accounting in December 2019.

**at Michigan (11/28):** Had a career-long 16-yard reception in the first quarter...Made a career-high three receptions...Totaled a career-best 30 yards. **at Rutgers (12/5):** Had two receptions for 19 yards.

## » 2020 GAME-BY-GAME


Receiving (Receptions-Yards-TD)

at Indiana 0-0-0; OHIO STATE 0-0-0; MARYLAND 0-0-0; at Nebraska 0-0-0; IOWA 0-0-0; at Michigan 3-30-0; at Rutgers 2-19-0.

## » LUTZ'S CAREER OFFENSIVE STATISTICS & GAME HIGHS

	Att.-Yds.	Avg.	TD	LG	Rec.-Yds.	Avg.	TD	LG
2017	-	-	-	-	-	-	-	-
2018	-	-	-	-	-	-	-	-
2019	-	-	-	-	1-15	15.0	-	15
2020	-	-	-	-	5-49	9.8	-	16
<b>CAREER</b>	<b>-</b>	<b>-</b>	<b>-</b>	<b>-</b>	<b>6-64</b>	<b>10.7</b>	<b>-</b>	<b>16</b>

**Receptions** ..... 3; at Michigan, 11/28/20  
**Receiving Yards** ..... 30; at Michigan, 11/28/20  
**Long Reception** ..... 16 yards; at Michigan, 11/28/20  
**NOTE:** Has eight career tackles (2 vs. Kent State, 2018; 1 vs. Purdue, 2019; 1 vs. Iowa, 2019; 2 at Michigan State, 2019; 1 at Minnesota, 2019; 1 at Rutgers, 2020).



## MICHAL MENET

62

Offensive Line | 6-4 | 306  
 Redshirt Senior  
 Birdsboro, Pa./Exeter Township Senior  
 Major: Psychology

## » 2020

**Season:** Made seven starts at center...Selected as a team captain.

**at Indiana (10/24):** Helped the Nittany Lion offense to gain 488 yards, including 250 on the ground...Led the way for Penn State to convert 27 first downs...Protected Sean Clifford as he threw for 238 yards and three touchdowns while rushing for a career-high 119 yards and a score...Paved the way for a 14-yard touchdown rush by Devyn Ford. **Ohio State (10/31):** Led the way for the Nittany Lions to gain 325 yards...Allowed Sean Clifford to throw for 281 yards and three touchdowns. **Maryland (11/7):** Aided the Penn State offense to gain 434 yards...Helped Sean Clifford as he threw for 340 yards and three touchdowns. **at Nebraska (11/14):** Paved the way for the Nittany Lions to gain 501 yards, including 245 on the ground...Helped Penn State to tie season-highs with 30 first downs and 52 rushing attempts...Aided Devyn Ford to find the end zone on a 5-yard run and helped Keyvone Lee score on a 31-yard rush...Protected Will Levis as he threw for 219 yards. **Iowa (11/21):** Protected Will Levis and Sean Clifford as they threw for a combined 280 yards...Aided Keyvone Lee to find the endzone on a 6-yard rush. **at Michigan (11/28):** Helped the Nittany Lions rush to a season-high 254 yards on the ground, the most since the 2019 Cotton Bowl... Helped Keyvone Lee rush for 134 yards...Aided Keyvone Lee, Sean Clifford and Will Levis to rushing touchdowns...Paved the way for 50 total rushing attempts and four rushes over 20 yards...Helped the offense to total 417 yards for its fourth 400-plus yard game of the season. **at Rutgers (12/5):** Paved the way for the Nittany Lions to rush for 248 yards, their fourth 245-plus yard rushing game of the season...The offense had 57 rushing attempts, the second most in the James Franklin era.



## MIKE MIRANDA

73

Offensive Line | 6-3 | 301  
 Redshirt Junior  
 Stow, Ohio/Stow-Munroe Falls  
 Major: Telecommunications

## » 2020

**Season:** Made seven starts at left guard.

**at Indiana (10/24):** Helped the Nittany Lion offense to gain 488 yards, including 250 on the ground...Led the way for Penn State to convert 27 first downs...Protected Sean Clifford as he threw for 238 yards and three touchdowns while rushing for a career-high 119 yards and a score...Paved the way for a 14-yard touchdown rush by Devyn Ford. **Ohio State (10/31):** Led the way for the Nittany Lions to gain 325 yards...Allowed Sean Clifford to throw for 281 yards and three touchdowns. **Maryland (11/7):** Aided the Penn State offense to gain 434 yards...Helped Sean Clifford as he threw for 340 yards and three touchdowns. **at Nebraska (11/14):** Paved the way for the Nittany Lions to gain 501 yards, including 245 on the ground...Helped Penn State to tie season-highs with 30 first downs and 52 rushing attempts...Aided Devyn Ford to find the end zone on a 5-yard run and helped Keyvone Lee score on a 31-yard rush...Protected Will Levis as he threw for 219 yards. **Iowa (11/21):** Protected Will Levis and Sean Clifford as they threw for a combined 280 yards...Aided Keyvone Lee to find the endzone on a 6-yard rush. **at Michigan (11/28):** Helped the Nittany Lions rush to a season-high 254 yards on the ground, the most since the 2019 Cotton Bowl... Helped Keyvone Lee rush for 134 yards...Aided Keyvone Lee, Sean Clifford and Will Levis to rushing touchdowns...Paved the way for 50 total rushing attempts and four rushes over 20 yards...Helped the offense to total 417 yards for its fourth 400-plus yard game of the season. **at Rutgers (12/5):** Paved the way for the Nittany Lions to rush for 248 yards, their fourth 245-plus yard rushing game of the season...The offense had 57 rushing attempts, the second most in the James Franklin era.





**PJ MUSTIPHER** 97  
 Defensive Tackle | 6-4 | 300  
 Junior  
 Owings Mills, Md./McDonogh School  
 Major: Journalism

» 2020

Season: Made seven starts.

at Indiana (10/24): Recorded two tackles. Ohio State (10/31): Registered a career-high eight tackles. Maryland (11/7): Notched four tackles, including two solo...Broke up a pass...Added a QB hurry...Named the Coaching Staff's Defensive Player of the Week. at Nebraska (11/14): Tallied seven tackles, including three solo. Iowa (11/21): Made one tackle. at Michigan (11/28): Assisted on five tackles. at Rutgers (12/5): Recorded three tackles, including one solo...Had one QB hurry.

» 2020 GAME-BY-GAME

Tackles (Solo-Assisted-Total)

at Indiana 1-1-2; OHIO STATE 2-6-8; MARYLAND 2-2-4; at Nebraska 3-4-7; IOWA 1-0-1; at Michigan 0-5-5; at Rutgers 1-2-3.

» MUSTIPHER'S CAREER STATISTICS & GAME HIGHS

	UA-A	TK	FF	FR	I	PBU	SACK	TFL
2018	7-7	14	1	-	-	-	-	1.0-3
2019	14-23	37	1	-	-	1.0-9	-	4.5-25
2020	10-20	30	-	-	-	1	-	-
<b>CAREER</b>	<b>31-50</b>	<b>81</b>	<b>2</b>	<b>-</b>	<b>-</b>	<b>1</b>	<b>1.0-9</b>	<b>5.5-28</b>

Tackles ..... 8; Ohio State, 10/31/20  
 Tackles for Loss ..... 2.0; Four Times: Last at Iowa, 10/12/19  
 Sacks ..... 1.0; vs. Memphis, 12/28/19  
 Forced Fumbles ..... 1; Twice: Last at Iowa, 10/12/19  
 Pass Breakups ..... 1; Maryland, 11/7/20



**JAYSON OWEH** 28  
 Defensive End | 6-5 | 252  
 Redshirt Sophomore  
 Howell, N.J./Blair Academy  
 Major: Communication Arts & Sciences

» 2020

Awards: Named to the Pro Football Focus National Team of the Week following the Indiana (10/24) game.

Season: Made seven starts...Became the first Penn State defensive lineman with 10 or more tackles in a game since Yetur Gross-Matos against Indiana in 2018 (10 tackles)...Has 38 tackles through the first seven games of the season, the most by a Penn State defensive lineman since Daquan Jones in 2013 and Austin Johnson in 2015 (40)... Averaging 5.4 tackles per game to rank 18th in the FBS and fourth in the Big Ten among defensive linemen.

at Indiana (10/24): Collected two solo tackles...Named the Coaching Staff's Defensive Player of the Week. Ohio State (10/31): Notched a career-high six tackles...Recorded a half-tackle for loss. Maryland (11/7): Registered a career-high 10 tackles, including five solo...Matched a career high with two tackles for loss...Became the first Penn State defensive lineman with 10 or more tackles in a game since Yetur Gross-Matos against Indiana in 2018 (10 tackles). at Nebraska (11/14): Made a team-high-tying nine tackles, including six solo...Recorded 1.5 tackles for loss. Iowa (11/21): Recorded six tackles, including three solo stops...Collected 1.5 tackles for loss. at Michigan (11/28): Recorded three tackles, including one solo...Added a pass breakup. at Rutgers (12/5): Made two tackles, including one solo...Registered one tackle for loss.

» 2020 GAME-BY-GAME

Tackles (Solo-Assisted-Total)

at Indiana 2-0-2; OHIO STATE 2-4-6; MARYLAND 5-5-10; at Nebraska 6-3-9; IOWA 3-3-6; at Michigan 1-2-3; at Rutgers 1-1-2.

» OWEH'S CAREER STATISTICS & GAME HIGHS

	UA-A	TK	FF	FR	I	PBU	SACK	TFL
2018	4-0	4	-	-	-	-	2.0-11	2.0-11
2019	13-8	21	2	-	-	1	5.0-40	5.0-40
2020	20-18	38	-	-	-	1	-	6.5-13
<b>CAREER</b>	<b>37-26</b>	<b>63</b>	<b>2</b>	<b>-</b>	<b>-</b>	<b>2</b>	<b>7.0-51</b>	<b>13.5-64</b>

Tackles ..... 10; Maryland, 11/7/20  
 Sacks ..... 2.0; Twice: Last at Michigan State, 10/26/19  
 Tackles for Loss ..... 2.0; Three Times: Last: Maryland, 11/7/20  
 Forced Fumbles ..... 2; at Michigan State, 10/26/19  
 Pass Breakups ..... 1; Twice: Last at Michigan, 11/28/20  
 Games with 2 or More Sacks ..... 3; Last at Michigan State (2.0), 10/26/19  
 Games with 2 or More Tackles for Loss ..... 4; Last Maryland (2.0), 11/7/20  
 10+ Tackle Games ..... 1; Last Maryland (10), 11/7/20



**JAKE PINEGAR** 92  
 Kicker | 6-2 | 192  
 Junior  
 Ankeny, Iowa/Ankeny Centennial  
 Major: Health Policy & Administration

» CAREER NOTES & RECORDS

Career: Ranks No. 5 on the career extra points made list with 124...Holds No. 9 in extra point percentage (.961)...Tied 12th on the career field goals made list with 35...Sits 13th with 47 career field goal attempts...Holds No. 11 on the all-time scoring list with 229 points...Became the 14th Nittany Lion to reach 200 career points.

Season: 2019: Holds sixth at PSU in extra points made with 56. 2018: Became the first Nittany Lion freshman and 13th player overall (15th occasion) to score 100 points in a season...Broke the Penn State freshman scoring record with 101 points, topping the previous mark of 99 by Kevin Kelly in 2005...Sits No. 6 in extra points made in a season with 53...Ranks No. 14 in a season with 101 points.

Game: Tied the Penn State record for extra points and extra point attempts in a game with 10 against Idaho (8/31/19)...Equaled the mark set by Charles Atherton vs. Gettysburg (1894) and Travis Forney vs. Akron (1999).

Bowl: Converted a 45-yard field goal in the Cotton Bowl vs. Memphis (12/28/19), tied for the third-longest field goal in program bowl history, matching Sam Ficken in the 2014 Pinstripe Bowl and Nick Gancitano in the 1983 Sugar Bowl.

» 2020

Awards: Named to the Lou Groza Award Watch List.

Season: Appeared in seven games.

at Indiana (10/24): Converted all five extra point attempts. Ohio State (10/31): Hit a 31-yard field goal in the first quarter...Converted his only extra point attempt. Maryland (11/7): Converted his only extra point attempt. at Nebraska (11/14): Matched a career best with three field goals made...Hit field goals of 33, 40 and 27 yards...Converted both extra point attempts. Iowa (11/21): Converted on an extra point. at Michigan (11/28): Hit field goals of 22 and 33 yards...Converted all three extra point attempts. at Rutgers (12/5): Hit field goals from 27 and 30 yards...Converted both extra point attempts.

» PINEGAR'S CAREER SCORING STATISTICS & GAME HIGHS

	FGM-A	%	0-19	20-29	30-39	40-49	50+	LG	XP	PTS
2018	16-24	66.6	1-1	5-5	5-7	5-11	-	49	53-55	101
2019	11-12	91.7	-	4-4	4-5	3-3	-	47	56-58	89
2020	8-11	72.7	-	3-4	4-4	1-3	-	40	15-16	39
<b>CAREER</b>	<b>35-47</b>	<b>74.5</b>	<b>1-1</b>	<b>12-13</b>	<b>13-16</b>	<b>9-17</b>	<b>-</b>	<b>49</b>	<b>124-129</b>	<b>229</b>

Points Scored ..... 16; Idaho, 8/31/19  
 PATs Made ..... 10; Idaho, 8/31/19  
 PATs Attempted ..... 10; Idaho, 8/31/19  
 Field Goals Made ..... 3; Three Times: Last at Nebraska, 11/14/20  
 Field Goals Attempted ..... 5; Wisconsin, 11/10/18  
 Longest Field Goal ..... 49 yards; Twice: Last Wisconsin, 11/10/18  
 10+ Point Games ..... 6; Last at Nebraska (11), 11/14/20

» PINEGAR'S CAREER KICKOFF STATISTICS & GAME HIGHS

	KO	Yds.	Avg.	TB	OB
2018	3	184	61.3	0	0
2019	-	-	-	-	-
2020	-	-	-	-	-
<b>CAREER</b>	<b>3</b>	<b>184</b>	<b>61.3</b>	<b>0</b>	<b>0</b>

Kickoffs ..... 3; Maryland, 11/24/18  
 Kickoff Yards ..... 184; Maryland, 11/24/18  
 Kickoff Average ..... 61.3; Maryland, 11/24/18  
 NOTE: Has one career tackle (vs. Maryland, 2018).



**JOEY PORTER JR.** 9  
 Cornerback | 6-2 | 193  
 Redshirt Freshman  
 Bakersfield, Calif./North Allegheny (Pa.)  
 Major: Division of Undergraduate Studies

» 2020

Awards: Named Big Ten Freshman of the Week (12/7).

Season: Made seven starts...One of 13 players to make their first career start.

at Indiana (10/24): Notched five tackles, all solo stops...Registered first career sack in the first quarter...Added a pass breakup. Ohio State (10/31): Recorded five tackles, including three solo...Had one pass breakup. Maryland (11/7): Registered three solo tackles. at Nebraska (11/14): Assisted on two tackles. Iowa (11/21): Recorded four solo stops...Assisted on one additional tackle...Added a pass breakup. at Michigan (11/28): Recorded four solo stops...Added a pass breakup. at Rutgers (12/5): Made a career-best six tackles, including four solo...Had one tackle for loss.

» 2020 GAME-BY-GAME

Tackles (Solo-Assisted-Total)

at Indiana 5-0-5; OHIO STATE 3-2-5; MARYLAND 3-0-3; at Nebraska 0-2-2; IOWA 4-1-5; at Michigan 4-0-4; at Rutgers 4-2-6.

» PORTER'S CAREER STATISTICS & GAME HIGHS

	UA-A	TK	FF	FR	I	PBU	SACK	TFL
2019	2-1	3	-	-	-	1	-	-
2020	23-7	30	-	-	-	4	1.0-8	2.0-9
<b>CAREER</b>	<b>25-8</b>	<b>33</b>	<b>-</b>	<b>-</b>	<b>-</b>	<b>5</b>	<b>1.0-8</b>	<b>2.0-9</b>

Tackles ..... 6; at Rutgers, 12/5/20  
 Tackles For Loss ..... 1.0; Twice: Last at Rutgers, 12/5/20  
 Sacks ..... 1.0; at Indiana, 10/24/20  
 Pass Breakups ..... 1; Five Times: Last at Michigan, 11/28/20



**TYLER RUDOLPH** 21  
 Safety | 6-0 | 203  
 Redshirt Freshman  
 Waterbury, Conn./St. Thomas More  
 Major: Division of Undergraduate Studies

» 2020

Season: Appeared in three games.

» 2020 GAME-BY-GAME

Tackles (Solo-Assisted-Total)

at Indiana DNP; OHIO STATE 0-0-0; MARYLAND 0-0-0; at Nebraska DNP; IOWA DNP; at Michigan DNP; at Rutgers 0-0-0.

» RUDOLPH'S CAREER STATISTICS & GAME HIGHS

	UA-A	TK	FF	FR	I	PBU	SACK	TFL
2020	-	-	-	-	-	-	-	-
<b>CAREER</b>	<b>-</b>	<b>-</b>	<b>-</b>	<b>-</b>	<b>-</b>	<b>-</b>	<b>-</b>	<b>-</b>

Tackles ..... N/A

# 42 2020 PENN STATE FOOTBALL



**JUICE SCRUGGS** 70  
 Offensive Line | 6-3 | 298  
 Redshirt Sophomore  
 Ashtabula, Ohio/Cathedral Prep (Pa.)  
 Major: Hospitality Management

» 2020  
**Season:** Appeared in five games on offense.

**at Nebraska (11/14):** Paved the way for the Nittany Lions to gain 501 yards, including 245 on the ground...Helped Penn State to tie season-highs with 30 first downs and 52 rushing attempts...Aided Devyn Ford to find the end zone on a 5-yard run and helped Keyvone Lee score on a 31-yard rush...Protected Will Levis as he threw for 219 yards. **at Michigan (11/28):** Helped the Nittany Lions rush to a season-high 254 yards on the ground, the most since the 2019 Cotton Bowl... Helped Keyvone Lee rush for 134 yards...Aided Keyvone Lee, Sean Clifford and Will Levis to rushing touchdowns...Paved the way for 50 total rushing attempts and four rushes over 20 yards...Helped the offense to total 417 yards for its fourth 400-plus yard game of the season. **at Rutgers (12/5):** Paved the way for the Nittany Lions to rush for 248 yards, their fourth 245-plus yard rushing game of the season...The offense had 57 rushing attempts, the second most in the James Franklin era.



**ANTONIO SHELTON** 55  
 Defensive Tackle | 6-2 | 327  
 Redshirt Senior  
 Columbus, Ohio/Westerville-North  
 Major: Telecommunications (2nd Degree)

» 2020  
**Season:** Made seven starts...One of five players to earn their degree before the 2020 season...Graduated with a degree in broadcast journalism in December 2019.

**at Indiana (10/24):** Recorded two tackles...Made a solo tackle for loss. **Ohio State (10/31):** Collected two tackles...Had a solo sack in the second quarter, tying career highs for tackles for loss and sacks...Added first career pass breakup. **Maryland (11/7):** Matched a career high with three tackles. **at Michigan (11/28):** Assisted on one tackle...Added a QB hurry. **at Rutgers (12/5):** Assisted on one tackle...Added a QB hurry.


» 2020 GAME-BY-GAME

Tackles (Solo-Assisted-Total)  
 at Indiana 2-0-2; OHIO STATE 1-1-2; MARYLAND 0-3-3; at Nebraska 0-0-0; IOWA 0-0-0; at Michigan 0-1-1; at Rutgers 0-1-1.

» SHELTON'S CAREER STATISTICS & GAME HIGHS

	UA-A	TK	FF	FR	I	PBU	SACK	TFL
2017	1-5	6	-	-	-	-	1.0-4	2.5-7
2018	5-9	14	-	-	-	-	1.0-1	1.5-2
2019	6-11	17	-	-	-	-	0.5-3	4.0-14
2020	3-6	9	-	-	-	1	1.0-8	2.0-13
<b>CAREER</b>	<b>15-31</b>	<b>46</b>	-	-	-	<b>1</b>	<b>3.5-16</b>	<b>10.0-36</b>

Tackles ..... 3; Three Times: Last Maryland, 11/7/20  
 Tackles For Loss ..... 1.0; Seven Times: Last Ohio State, 10/31/20  
 Sacks ..... 1.0; Twice: Last Ohio State, 10/31/20



**SHANE SIMMONS** 34  
 Defensive End | 6-3 | 257  
 Redshirt Senior  
 Laurel, Md./DeMatha  
 Major: Labor and human resources (2nd degree)

» 2020  
**Season:** Appeared in seven games...One of five players to earn their degree before the 2020 season...Graduated with a degree in communication arts & sciences in May 2020.

**Ohio State (10/31):** Posted three tackles. **Maryland (11/7):** Recorded two tackles...Notched a career-best 1.5 sacks. **Iowa (11/21):** Assisted on one tackle...Collected a half tackle for loss. **at Michigan (11/28):** Assisted on one tackle, the 50th of his career. **at Rutgers (12/5):** Made two tackles, including one solo.


» 2020 GAME-BY-GAME

Tackles (Solo-Assisted-Total)  
 at Indiana 0-0-0; OHIO STATE 1-2-3; MARYLAND 1-1-2; at Nebraska 0-0-0; IOWA 0-1-1; at Michigan 0-1-1; at Rutgers 1-1-2.

» SIMMONS' CAREER STATISTICS & GAME HIGHS

	UA-A	TK	FF	FR	I	PBU	SACK	TFL
2017	8-7	15	-	-	-	-	1.0-1	4.5-13
2018	4-5	9	-	-	-	-	-	-
2019	7-12	19	-	-	-	-	-	2.0-6
2020	3-6	9	-	-	-	-	1.5-14	2.0-15
<b>CAREER</b>	<b>22-30</b>	<b>52</b>	-	-	-	-	<b>2.5-15</b>	<b>8.5-34</b>

Tackles ..... 4; Twice: Last Pittsburgh, 9/14/19  
 Tackles for Loss ..... 1.5; Maryland, 11/7/20  
 Sacks ..... 1.5; Maryland, 11/7/20



**BRANDON SMITH** 12  
 Linebacker | 6-3 | 244  
 Sophomore  
 Louisa, Va./Louisa County  
 Major: Division of Undergraduate Studies

» 2020  
**Season:** Made seven starts...One of 13 players to make their first career start.

**Ohio State (10/31):** Collected five tackles, including three solo...Notched a career-best 1.5 tackles for loss, including first career sack...Named the Coaching Staff's Defensive Player of the Week. **Maryland (11/7):** Made five tackles...Matched a career high with a full sack. **at Nebraska (11/14):** Tallied a career-high six tackles, including a half-tackle for loss...Recorded first career interception in the fourth quarter. **Iowa (11/21):** Collected four tackles, including two solo stops. **at Michigan (11/28):** Recorded five tackles, including one solo...Collected one tackle for loss for three yards. **at Rutgers (12/5):** Made two tackles, including one solo...Had one tackle for loss...Added a pass breakup.


» 2020 GAME-BY-GAME

Tackles (Solo-Assisted-Total)  
 at Indiana 0-0-0; OHIO STATE 3-2-5; MARYLAND 2-3-5; at Nebraska 2-4-6; IOWA 2-2-4; at Michigan 1-4-5; at Rutgers 1-1-2.

» SMITH'S CAREER STATISTICS & GAME HIGHS

	UA-A	TK	FF	FR	I	PBU	SACK	TFL
2019	8-6	14	-	-	-	-	-	2.0-3
2020	11-16	27	-	-	1	1	2.0-13	5.0-19
<b>CAREER</b>	<b>19-22</b>	<b>41</b>	-	-	<b>1</b>	<b>1</b>	<b>2.0-13</b>	<b>7.0-22</b>

Tackles ..... 6; at Nebraska, 11/14/20  
 Tackles For Loss ..... 1.5; Ohio State, 10/31/20  
 Sacks ..... 1.0; Twice: Last Maryland, 11/7/20  
 Interceptions ..... 1; at Nebraska, 11/14/20  
 Pass Breakups ..... 1; at Rutgers, 12/5/20




**CHRIS STOLL** 91  
 Long Snapper | 6-2 | 242  
 Redshirt Junior  
 Westerville, Ohio/St. Francis DeSales  
 Major: Kinesiology

» 2020  
**Season:** Appeared in seven games...Former run-on, earned a scholarship during preseason camp.

**at Indiana (10/24):** Helped Jake Pinegar to hit all five of his extra point attempts...Aided Jordan Stout to land two punts inside the 20. **Ohio State (10/31):** Aided Jake Pinegar to hit a 31-yard field goal and his only extra point attempt...Helped Jordan Stout to hit a 50-yard field goal in the second quarter, his third career field goal of 50 or more yards...Helped Stout to hit a 56-yard punt. **Maryland (11/7):** Helped Jordan Stout to average 40.5 yards per punt...Aided Jake Pinegar to hit his only extra point attempt and reach his 200th career point. **at Nebraska (11/14):** Helped Jake Pinegar to tie a career high with three field goals...Aided Jordan Stout to hit both extra point attempts. **Iowa (11/21):** Helped Jordan Stout to average 45.2 yards per punt, including a 52-yard punt. **at Michigan (11/28):** Helped Jake Pinegar to hit all three of his extra point attempts...Aided Jordan Stout to land a 42-yard punt inside the 20. **at Rutgers**

(12/5): Helped Jake Pinegar convert both extra point attempts...Aided Jordan Stout to average 37.7 yards on three punts.

**NOTE:** Has three career tackles, all in 2019 (vs. Michigan; at Michigan State; at Minnesota).



**JORDAN STOUT** 98  
 Kicker/Punter | 6-3 | 208  
 Junior  
 Cedar Bluff, Va./Honaker/Virginia Tech  
 Major: Telecommunications

» CAREER NOTES & RECORDS  
**Career:** Tied second at Penn State with three field goals of 50 or more yards (50 vs. Ohio State, 2020; 57 vs. Pitt, 2019; 53 vs. Idaho, 2019). Tied with Kevin Kelly (2005-08) and Massimo Manca (1982, 84-86).

**Season: 2019:** Became the first Penn State kicker with multiple 50-yard field goals since Kevin Kelly in 2008 (52 yards vs. Syracuse; 50 yards at Wisconsin)...Had 66 touchbacks in 83 kickoffs.

**Game:** Hit a program-record 57-yard field goal in the second quarter against Pittsburgh (9/14/19)...The 57-yard field goal tied a Beaver Stadium, equaling a 57-yard kick by Ohio's Gary Homer in 1973...The 57-yard field goal is also tied for the 12th-longest in Big Ten history...Crushed 12 touchbacks on kickoffs against Idaho (8/31/19), the most by a Nittany Lion since the kickoff spot was moved to the 35-yard line in 2011...Hit a 53-yard field goal against Idaho, Penn State's longest since Sam Ficken hit a 54-yarder vs. Kent State in 2013...Booted 12 touchbacks on kickoffs, the most at Penn State since the kickoff spot was moved to the 35-yard line in 2011.

» 2020  
**Season:** Appeared in seven games...Selected as a team captain.  
**Rankings:** Sits 18th in the country with 63.4 yards per kickoff.

**at Indiana (10/24):** Landed all five kickoffs for touchbacks...Averaged 39.7 yards on three punts, including two inside the 20. **Ohio State (10/31):** Hit a 50-yard field goal as time expired in the second quarter, his third career field goal of 50 or more yards...Averaged 49.0 yards on four punts, the 12th-highest game punt average in program history...Launched a 56-yard punt in the third quarter...All four kickoffs landed for touchbacks. **Maryland (11/7):** Averaged 40.5 yards on four punts...Landed all three kickoffs for touchbacks. **at Nebraska (11/14):** Averaged 64.3 yards on six kickoffs, landing five for touchbacks...Added a 34-yard punt. **Iowa (11/21):** Landed three of four kickoffs for touchbacks...Averaged 45.2 yards on four punts...Recorded a 52-yard punt in the third quarter for his second-career 50-plus yard punt...Put one punt inside the 20. **at Michigan (11/28):** Averaged 37.5 yards on four punts...Placed one punt inside the 20...Landed four kickoffs for touchbacks. **at Rutgers (12/5):** Hit a 47-yard field goal in the third quarter...Landed four kickoffs for touchbacks...Averaged 37.7 yards on three punts.

» STOUT'S CAREER KICKOFF STATISTICS & GAME HIGHS

	KO	Yds.	Avg.	TB	OB
2018*	71	4,565	64.3	60	2
2019	83	5,268	63.5	66	2
2020	34	2,156	63.4	28	3
<b>CAREER</b>	<b>188</b>	<b>11,989</b>	<b>63.8</b>	<b>154</b>	<b>7</b>

Kickoffs ..... 13; Idaho, 8/31/19  
 Kickoff Yards ..... 820; Idaho, 8/31/19  
 Kickoff Average ..... 65.0; 16 Times: Last Iowa, 11/21/20  
 Touchbacks ..... 12; Idaho, 8/31/19

» STOUT'S CAREER SCORING STATISTICS & GAME HIGHS

	FGM-A	%	0-19	20-29	30-39	40-49	50+	LG	XP	PTS
2018*	0-1	0.0	-	-	-	0-1	-	-	4-4	4
2019	2-3	66.6	-	-	-	-	2-3	57	-	6
2020	2-5	40.0	-	-	-	1-2	1-3	50	-	6
<b>CAREER</b>	<b>4-9</b>	<b>44.4</b>	-	-	-	<b>1-3</b>	<b>3-6</b>	<b>57</b>	<b>4-4</b>	<b>16</b>

Points Scored ..... 3; Four Times: Last at Rutgers, 12/5/20  
 PATs Made ..... 2; Twice: Last William & Mary, 9/8/18\*  
 PATs Attempted ..... 2; Twice: Last William & Mary, 9/8/18\*  
 Field Goals Made ..... 1; Four Times: Last at Rutgers, 12/5/20  
 Field Goals Attempted ..... 1; Nine Times: Last at Rutgers, 12/5/20  
 Longest Field Goal ..... 57 yards; Twice: Last Pittsburgh, 9/14/19  
 50+ yard Field Goals ..... 3; Last Ohio State (50 yards), 10/31/20

» STOUT'S CAREER PUNTING STATISTICS & GAME HIGHS

	Punts	Yards	Avg.	I-20	FC	50+	LG	BLK
2018*	-	-	-	-	-	-	-	-
2019	-	-	-	-	-	-	-	-
2020	23	955	41.5	4	8	2	56	-
<b>CAREER</b>	<b>23</b>	<b>955</b>	<b>41.5</b>	<b>4</b>	<b>8</b>	<b>2</b>	<b>56</b>	<b>-</b>

**Punt Attempts** ..... 4; Four Times: Last at Michigan, 11/28/20  
**Punt Yards** ..... 196; Ohio State, 10/31/20  
**Punt Average** ..... 49.0; Ohio State, 10/31/20  
**Longest Punt** ..... 56 yards; Ohio State, 10/31/20  
**Punts Inside the 20** ..... 2; at Indiana, 10/24/20

**NOTE:** Has one career tackle (at Nebraska, 2020).

\* At Virginia Tech (2017-18).



**BRENTON STRANGE** 86

Tight End/H-Back | 6-3 | 248  
 Redshirt Freshman  
 Parkersburg, W.Va./Parkersburg  
 Major: Division of Undergraduate Studies

» 2020

**Season:** Appeared in seven games, including three starts...One of 13 Nittany Lions to make their first career start this season.

**at Indiana (10/24):** Hauled in a 1-yard catch. **Maryland (11/7):** Had two catches for 22 yards. **Iowa (11/21):** Caught a career-long 28-yard touchdown reception from Sean Clifford...Totaled career-high 38 yards on three catches. **at Michigan (11/28):** Made one reception for four yards. **at Rutgers (12/5):** Matched a career best with three receptions for 23 yards.

» 2020 GAME-BY-GAME


*Receiving (Receptions-Yards-TD)*

at Indiana 1-1-0; OHIO STATE 0-0-0; MARYLAND 2-22-0; at Nebraska 0-0-0; IOWA 3-38-1; at Michigan 1-4-0; at Rutgers 3-23-0.

» STRANGE'S CAREER STATISTICS & GAME HIGHS

	Att.-Yds.	Avg.	TD	LG	Rec.-Yds.	Avg.	TD	LG
2019	-	-	-	-	1-4	4.0	1	4
2020	-	-	-	-	10-88	8.8	1	28
<b>CAREER</b>	<b>-</b>	<b>-</b>	<b>-</b>	<b>-</b>	<b>11-92</b>	<b>8.4</b>	<b>2</b>	<b>28</b>

**Receptions** ..... 3; Twice: Last at Rutgers, 12/5/20  
**Receiving Yards** ..... 38; Iowa, 11/21/20  
**Receiving Touchdowns** ..... 1; Twice, Last Iowa, 11/21/20  
**Long Reception** ..... 28; Iowa, 11/21/20



**CAM SULLIVAN-BROWN** 6

Wide Receiver | 6-0 | 191  
 Redshirt Junior  
 Bowie, Md./Saint Vincent Pallotti  
 Major: Journalism

» 2020

**Season:** Appeared in six games.

» 2020 GAME-BY-GAME

*Receiving (Receptions-Yards-TD)*

at Indiana DNP; OHIO STATE 0-0-0; MARYLAND 0-0-0; at Nebraska 0-0-0; IOWA 0-0-0; at Michigan 0-0-0; at Rutgers 0-0-0.

» SULLIVAN-BROWN'S CAREER STATISTICS & GAME HIGHS

	Att.-Yds.	Avg.	TD	LG	Rec.-Yds.	Avg.	TD	LG
2018	-	-	-	-	4-49	12.3	-	22
2019	-	-	-	-	8-56	7.0	-	14
2020	-	-	-	-	-	-	-	-
<b>CAREER</b>	<b>-</b>	<b>-</b>	<b>-</b>	<b>-</b>	<b>12-105</b>	<b>8.8</b>	<b>-</b>	<b>22</b>

**Receptions** ..... 5; at Maryland, 9/27/19  
**Receiving Yards** ..... 35; at Maryland, 9/27/19  
**Longest Reception** ..... 22 yards; at Indiana, 10/20/18



**JONATHAN SUTHERLAND** 0

Safety | 5-11 | 202  
 Redshirt Junior  
 Ottawa, Ont./Episcopal (Va.)  
 Major: Labor and Employment Relations

» CAREER NOTES AND RECORDS

**Game:** Blocked two punts against Idaho (8/31/19), marking the first time Penn State blocked two punts in a game since 2000 vs. Louisiana Tech... Two blocked punts in a game is tied for the fourth-most in FBS history... Joined Houston's Keith Corbin (vs. Prairie View A&M) as the only FBS players with two blocked punts in a game (2019).

» 2020

**Season:** Appeared in seven games...Selected as a team captain...Awarded No. 0 jersey as special teams leader, beginning a new Penn State tradition.

**at Indiana (10/24):** Made one tackle on punt coverage. **Ohio State (10/31):** Registered one tackle. **Maryland (11/7):** Broke up a pass. **Iowa (11/21):** Recorded three tackles...Collected a half tackle for loss. **at Michigan (11/28):** Assisted on one tackle. **at Rutgers (12/5):** Recorded four tackles, including two solo stops...Added a pass breakup.

» 2020 GAME-BY-GAME

*Tackles (Solo-Assisted-Total)*

at Indiana 1-0-1; OHIO STATE 1-0-1; MARYLAND 0-0-0; at Nebraska 0-0-0; IOWA 1-2-3; at Michigan 0-1-1; at Rutgers 2-2-4.

» SUTHERLAND'S CAREER STATISTICS & GAME HIGHS

	UA-A	TK	FF	FR	I	PBU	SACK	TFL
2018	24-14	38	1	-	-	1	-	2.0-4
2019	11-12	23	-	-	-	-	-	0.5-0
2020	5-5	10	-	-	-	2	-	0.5-1
<b>CAREER</b>	<b>40-31</b>	<b>71</b>	<b>1</b>	<b>-</b>	<b>-</b>	<b>3</b>	<b>-</b>	<b>3.0-5</b>

**Tackles** ..... 8; at Illinois, 9/21/18  
**Tackles for Loss** ..... 1.0; Twice: Last at Illinois, 9/21/18  
**Forced Fumbles** ..... 1; at Indiana, 10/20/18  
**Pass Breakups** ..... 1; Three Times: Last at Rutgers, 12/5/20  
**Blocked Kicks** ..... 2; Idaho, 8/31/19



**NICK TARBURTON** 46

Defensive End | 6-3 | 252  
 Redshirt Sophomore  
 Green Lane, Pa./Pennridge  
 Major: Labor and Human Resources

» 2020

**Season:** Appeared in six games, primarily on special teams.

**Iowa (11/21):** Made first career tackle in the fourth quarter...Had one QB hurry. **at Michigan (11/28):** Recorded one solo stop.

» 2020 GAME-BY-GAME

*Tackles (Solo-Assisted-Total)*

at Indiana 0-0-0; OHIO STATE 0-0-0; MARYLAND 0-0-0; at Nebraska 0-0-0; IOWA 1-0-1; at Michigan 1-0-1; at Rutgers DNP.

» TARBURTON'S CAREER STATISTICS & GAME HIGHS

	UA-A	TK	FF	FR	I	PBU	SACK	TFL
2018	-	-	-	-	-	-	-	-
2019	-	-	-	-	-	-	-	-
2020	2-0	2	-	-	-	-	-	-
<b>CAREER</b>	<b>2-0</b>	<b>2</b>	<b>-</b>	<b>-</b>	<b>-</b>	<b>-</b>	<b>-</b>	<b>-</b>

**Tackles** ..... 1; Twice: Last at Michigan, 11/28/20



**C.J. THORPE** 69

Offensive Line | 6-3 | 313  
 Redshirt Junior  
 Glenshaw, Pa./Central Catholic  
 Major: Philosophy

» 2020

**Season:** Appeared in six games, making three starts at right guard.

**at Indiana (10/24):** Helped the Nittany Lion offense to gain 488 yards, including 250 on the ground...Led the way for Penn State to convert 27 first downs...Protected Sean Clifford as he threw for 238 yards and three

touchdowns while rushing for a career-high 119 yards and a score...Paved the way for a 14-yard touchdown rush by Devyn Ford. **Ohio State (10/31):** Led the way for the Nittany Lions to gain 325 yards...Allowed Sean Clifford to throw for 281 yards and three touchdowns. **Maryland (11/7):** Aided the Penn State offense to gain 434 yards...Helped Sean Clifford as he threw for 340 yards and three touchdowns. **at Nebraska (11/14):** Paved the way for the Nittany Lions to gain 501 yards, including 245 on the ground... Helped Penn State to tie season-highs with 30 first downs and 52 rushing attempts...Aided Devyn Ford to find the end zone on a 5-yard run and helped Keyvone Lee score on a 31-yard rush...Protected Will Lewis as he threw for 219 yards. **Iowa (11/21):** Protected Will Lewis and Sean Clifford as they threw for a combined 280 yards...Aided Keyvone Lee to find the endzone on a 6-yard rush. **at Michigan (11/28):** Helped the Nittany Lions rush to a season-high 254 yards on the ground, the most since the 2019 Cotton Bowl...Helped Keyvone Lee rush for 134 yards...Aided Keyvone Lee, Sean Clifford and Will Lewis to rushing touchdowns...Paved the way for 50 total rushing attempts and four rushes over 20 yards...Helped the offense to total 417 yards for its fourth 400-plus yard game of the season.



**SHAKA TONEY** 18

Defensive End | 6-3 | 252  
 Redshirt Senior  
 Philadelphia, Pa./Imhotep Charter  
 Major: Rehabilitation and Human Services

» CAREER NOTES AND RECORDS

**Career:** Has 19.5 career sacks, good for 10th all-time at Penn State.

**Game:** Tied the Penn State game record with four sacks at Indiana (10/20/18)...Equaled the PSU game record set by three others (Terry Killens vs. Indiana, 1995; Jimmy Kennedy at Wisconsin, 2012; Tamba Hali vs. Wisconsin, 2005).

» 2020

**Awards:** Named to the Nagurski Award watch list.

**Season:** Made seven starts...Selected as a team captain.

**at Indiana (10/24):** Led team with seven tackles, tying his career high... Recorded two sacks, both in the fourth quarter...Earned sixth career game with two or more tackles for loss and fourth game with two or more sacks...Added a QB hurry. **Ohio State (10/31):** Assisted on one tackle. **at Nebraska (11/14):** Recorded four tackles, including two solo...Assisted on a tackle for loss. **Iowa (11/21):** Collected 100th career tackle on a sack in the second quarter...Forced a fumble on a strip-sack in the third quarter for his fourth career forced fumble...Recorded five solo stops... Earned seventh career game with two or more tackles for loss (3.0) and fifth game with two or more sacks. **at Michigan (11/28):** Assisted on one tackle...Added a pass breakup and a QB hurry. **at Rutgers (12/5):** Made two tackles, including one solo.

» 2020 GAME-BY-GAME

*Tackles (Solo-Assisted-Total)*

at Indiana 7-0-7; OHIO STATE 0-1-1; MARYLAND 0-0-0; at Nebraska 2-2-4; IOWA 5-0-5; at Michigan 0-1-1; at Rutgers 1-1-2.

» TONEY'S CAREER STATISTICS & GAME HIGHS

	UA-A	TK	FF	FR	I	PBU	SACK	TFL
2017	8-12	20	2	-	-	-	4.0-31	6.5-39
2018	16-7	23	1	-	-	2	5.0-40	7.5-47
2019	13-28	41	-	1	-	1	6.5-45	8.0-46
2020	15-5	20	1	-	-	1	4.0-30	5.5-35
<b>CAREER</b>	<b>52-52</b>	<b>104</b>	<b>4</b>	<b>1</b>	<b>-</b>	<b>4</b>	<b>19.5-146</b>	<b>27.5-167</b>

**Tackles** ..... 7; Twice: Last at Indiana, 10/24/20  
**Tackles for Loss** ..... 4.0; at Indiana, 10/20/18  
**Sacks** ..... 4.0; at Indiana, 10/10/18  
**Forced Fumble** ..... 1; Four Times: Last Iowa, 11/21/20  
**Forced Recoveries** ..... 1; at Minnesota, 11/9/19  
**Pass Breakups** ..... 1; Four Times: Last at Michigan, 11/28/20  
**Blocked Kicks** ..... 1; at Michigan State, 10/26/19  
**Games with 2 or more Tackles for Loss** ..... 7; Last Iowa (3.0), 11/21/20  
**Games with 2 or more Sacks** ..... 5; Last Iowa (2.0), 11/21/20

# 44 2020 PENN STATE FOOTBALL



**AMIN VANOVER** 56  
 Defensive End | 6-4 | 279  
 Freshman  
 Newark, N.J./St. Joseph's  
 Major: Division of Undergraduate Studies

» 2020

**Season:** Appeared in one game...One of 14 players to make their debut this season...One of 12 true freshmen to make their debut this season.

**at Rutgers (12/5):** Collected first career tackle.

» 2020 GAME-BY-GAME

*Tackles (Solo-Assisted-Total)*

at Indiana DNP; OHIO STATE DNP; MARYLAND DNP; at Nebraska DNP; IOWA DNP; at Michigan DNP; at Rutgers 1-0-1.

» VANOVER'S CAREER STATISTICS & GAME HIGHS

	UA-A	TK	FF	FR	I	PBU	SACK	TFL
2020	1-0	1	-	-	-	-	-	-
<b>CAREER</b>	<b>1-0</b>	<b>1</b>	<b>-</b>	<b>-</b>	<b>-</b>	<b>-</b>	<b>-</b>	<b>-</b>

**Tackles** ..... 1; at Rutgers, 12/5/20



**SMITH VILBERT** 92  
 Defensive End | 6-6 | 251  
 Redshirt Freshman  
 Monsey, N.Y./St. John's Regional (N.J.)  
 Major: Division of Undergraduate Studies

» 2020

**Season:** Appeared in two games.

**at Rutgers (12/5):** Had a QB hurry.

» 2020 GAME-BY-GAME

*Tackles (Solo-Assisted-Total)*

at Indiana DNP; OHIO STATE DNP; MARYLAND 0-0-0; at Nebraska DNP; IOWA DNP; at Michigan DNP; at Rutgers 0-0-0.

» VILBERT'S CAREER STATISTICS & GAME HIGHS

	UA-A	TK	FF	FR	I	PBU	SACK	TFL
2019	-	-	-	-	-	-	-	-
2020	-	-	-	-	-	-	-	-
<b>CAREER</b>	<b>-</b>	<b>-</b>	<b>-</b>	<b>-</b>	<b>-</b>	<b>-</b>	<b>-</b>	<b>-</b>

**Tackles** ..... N/A



**LAMONT WADE** 38  
 Safety | 5-9 | 187  
 Senior  
 Clairton, Pa./Clairton  
 Major: Recreation, Park & Tourism Management

» CAREER NOTES AND RECORDS

**Season: 2019:** Tied for ninth at Penn State with three forced fumbles.

**Game:** Tied a Big Ten record with three forced fumbles at Ohio State (11/23/19), joining Michigan's Jerry Hartman (vs. Indiana, 10/21/1967), Ohio State's Antoine Winfield (at Pittsburgh, 9/23/1995), Iowa's Bob Sanders (vs. Minnesota, 11/15/2003) and Northwestern's Ifeadi Odenigbo (vs. Western Illinois, 9/20/2014)...Became the third conference player with three forced fumbles in a Big Ten game...Is the sixth player in the FBS since 2000 to have three forced fumbles and a fumble recovery in a game at Ohio State (11/23/19)...Is the second Big Ten player since 2000 to have three forced fumbles and a fumble recovery in a game, joining Northwestern's Ifeadi Odenigbo (vs. Western Illinois, 9/20/2014).

» 2020

**Awards:** Named to the Jim Thorpe Award Watch List.

**Season:** Made seven starts...Selected as a team captain.

**Rankings:** Ranks second in the Big Ten and sixth in the nation with two fumble recoveries.

**at Indiana (10/24):** Registered three tackles...Made first career interception in the third quarter...Recovered a fumble in the second quarter. **Ohio State (10/31):** Notched eight tackles, including six solo

stops. **Maryland (11/7):** Assisted on one tackle. **Nebraska (11/14):** Collected five tackles, including two solo. **Iowa (11/21):** Recorded 10 tackles, including six solo stops...Had third-career game with double-digit tackles and first of season...Recovered a fumble in the third quarter. **at Michigan (11/28):** Assisted on three tackles. **at Rutgers (12/5):** Made three tackles, including two solo...Added a pass breakup.

» 2020 GAME-BY-GAME

*Tackles (Solo-Assisted-Total)*

at Indiana 1-2-3; OHIO STATE 6-2-8; MARYLAND 0-1-1; at Nebraska 2-3-5; IOWA 6-4-10; at Michigan 0-3-3; at Rutgers 2-1-3.

» WADE'S CAREER STATISTICS & GAME HIGHS

	UA-A	TK	FF	FR	I	PBU	SACK	TFL
2017	14-17	31	1	-	-	3	-	-
2018	12-6	18	-	-	-	-	1-0-7	2-0-9
2019	39-28	67	3	1	-	5	2-0-20	4-5-23
2020	17-16	33	-	2	1	1	-	-
<b>CAREER</b>	<b>82-67</b>	<b>149</b>	<b>4</b>	<b>3</b>	<b>1</b>	<b>9</b>	<b>3-0-27</b>	<b>6-5-32</b>

**Tackles** ..... 11; Purdue, 10/5/19

**Tackles for Loss** ..... 2.0; Twice: Last at Ohio State, 11/23/19

**Sacks** ..... 1.0; Three Times: Last at Ohio State, 11/23/19

**Forced Fumbles** ..... 3; at Ohio State, 11/23/19

**Fumble Recoveries** ..... 1; Three Times: Last Iowa, 11/21/20

**Interceptions** ..... 1; at Indiana, 10/24/20

**Pass Breakups** ..... 2; Twice: Last at Michigan State, 10/26/19

**10+ Tackle Games** ..... 3; Last Iowa (10), 11/21/20



**RASHEED WALKER** 53  
 Offensive Line | 6-6 | 310  
 Redshirt Sophomore  
 Waldorf, Md./North Point  
 Major: Recreation, Park & Tourism Management

» 2020

**Season:** Made seven starts at left tackle.

**at Indiana (10/24):** Helped the Nittany Lion offense to gain 488 yards, including 250 on the ground...Led the way for Penn State to convert 27 first downs...Protected Sean Clifford as he threw for 238 yards and three touchdowns while rushing for a career-high 119 yards and a score...Paved the way for a 14-yard touchdown rush by Devyn Ford. **Ohio State (10/31):** Led the way for the Nittany Lions to gain 325 yards...Allowed Sean Clifford to throw for 281 yards and three touchdowns. **Maryland (11/7):** Aided the Penn State offense to gain 434 yards...Helped Sean Clifford as he threw for 340 yards and three touchdowns. **at Nebraska (11/14):** Paved the way for the Nittany Lions to gain 501 yards, including 245 on the ground...Helped Penn State to tie season-highs with 30 first downs and 52 rushing attempts...Aided Devyn Ford to find the end zone on a 5-yard run and helped Keyvone Lee score on a 31-yard rush...Protected Will Lewis as he threw for 219 yards. **Iowa (11/21):** Protected Will Lewis and Sean Clifford as they threw for a combined 280 yards...Aided Keyvone Lee to find the endzone on a 6-yard rush. **at Michigan (11/28):** Helped the Nittany Lions rush to a season-high 254 yards on the ground, the most since the 2019 Cotton Bowl... Helped Keyvone Lee rush for 134 yards...Aided Keyvone Lee, Sean Clifford and Will Lewis to rushing touchdowns...Paved the way for 50 total rushing attempts and four rushes over 20 yards...Helped the offense to total 417 yards for its fourth 400-plus yard game of the season. **at Rutgers (12/5):** Paved the way for the Nittany Lions to rush for 248 yards, their fourth 245-plus yard rushing game of the season...The offense had 57 rushing attempts, the second most in the James Franklin era.



**CAEDAN WALLACE** 79  
 Offensive Line | 6-5 | 313  
 Redshirt Freshman  
 Robbinsville, N.J./The Hun School  
 Major: Division of Undergraduate Studies

» 2020

**Season:** Appeared in seven games, making five starts at right tackle... One of 13 players to make their first career start.

**at Indiana (10/24):** Helped the Nittany Lion offense to gain 488 yards, including 250 on the ground...Led the way for Penn State to convert 27 first downs...Protected Sean Clifford as he threw for 238 yards and three touchdowns while rushing for a career-high 119 yards and a score...

Paved the way for a 14-yard touchdown rush by Devyn Ford. **Ohio State (10/31):** Led the way for the Nittany Lions to gain 325 yards...Allowed Sean Clifford to throw for 281 yards and three touchdowns. **Maryland (11/7):** Aided the Penn State offense to gain 434 yards...Helped Sean Clifford as he threw for 340 yards and three touchdowns. **at Nebraska (11/14):** Paved the way for the Nittany Lions to gain 501 yards, including 245 on the ground...Helped Penn State to tie season-highs with 30 first downs and 52 rushing attempts...Aided Devyn Ford to find the end zone on a 5-yard run and helped Keyvone Lee score on a 31-yard rush...Protected Will Lewis as he threw for 219 yards. **Iowa (11/21):** Protected Will Lewis and Sean Clifford as they threw for a combined 280 yards...Aided Keyvone Lee to find the endzone on a 6-yard rush. **at Michigan (11/28):** Helped the Nittany Lions rush to a season-high 254 yards on the ground, the most since the 2019 Cotton Bowl... Helped Keyvone Lee rush for 134 yards...Aided Keyvone Lee, Sean Clifford and Will Lewis to rushing touchdowns...Paved the way for 50 total rushing attempts and four rushes over 20 yards...Helped the offense to total 417 yards for its fourth 400-plus yard game of the season. **at Rutgers (12/5):** Paved the way for the Nittany Lions to rush for 248 yards, their fourth 245-plus yard rushing game of the season...The offense had 57 rushing attempts, the second most in the James Franklin era.



**TYLER WARREN** 44  
 Tight End | 6-6 | 244  
 Freshman  
 Mechanicsville, Va./Atlee  
 Major: Division of Undergraduate Studies

» 2020

**Season:** Appeared in one game...One of 14 Nittany Lions and 12 true freshmen to make their debut this season.



**PARKER WASHINGTON** 3  
 Wide Receiver | 5-10 | 205  
 Freshman  
 Sugar Land, Texas/William B. Travis  
 Major: Division of Undergraduate Studies

» 2020

**Season:** Made seven starts...One of 13 players to make their first career start...One of 14 players to make their Nittany Lion debut...One of 12 true freshmen to play this season...Became first true freshman receiver to start a season opener since Brandon Polk at Temple in 2015...Is the first true freshman receiver to start the first two games of a season since Derrick Williams in 2005 (vs. USF and Cincinnati)...Became first Penn State true freshman with two receiving touchdowns in a game since Pat Freiermuth at Rutgers in 2018...Had 225 receiving yards through first four games, the most by a Penn State true freshman since Deon Butler, 242 yards in 2005, and the most by a PSU freshman since DaeSean Hamilton's 402 yards in 2014...Has caught at least one pass in all seven games this season...One of four Nittany Lions (five occasions) since 2000 to total at least 31 catches, 375 yards and four touchdowns in the first seven games of a season...One of four Big Ten players to accomplish that since 2000.

**Rankings:** Ranks seventh in the Big Ten with four receiving touchdowns...Tied sixth among freshmen in receiving touchdowns...Ranks fourth among freshmen with 4.4 receptions per game...Sits ninth among freshmen with 54.0 receiving yards per game...Is the only FBS true freshman with at least 31 catches, 375 yards and four receiving touchdowns through the first seven games of the season.

**at Indiana (10/24):** Caught two passes for 12 yards...Hauled in a 9-yard touchdown reception in overtime. **Ohio State (10/31):** Made four receptions for 73 yards...Made a career-long 31-yard catch in the fourth quarter...Added a 20-yard reception in the third quarter...Had a 16-yard kick return. **Maryland (11/7):** Hauled in a career-high eight catches for 70 yards and two touchdowns...Caught 23- and 1-yard touchdown receptions...Became first Penn State true freshman with two receiving touchdowns in a game since Pat Freiermuth at Rutgers in 2018...Added kick returns of 20 and 21 yards...Named the Coaching Staff's Offensive Player of the Week. **at Nebraska (11/14):** Made five grabs for 70 yards. **Iowa (11/21):** Recorded two catches for 31 yards...Had one kickoff return for 18 yards. **at Michigan (11/28):** Recorded a career-high 93 receiving yards...Caught a career-best nine receptions, a Penn State true freshman record and the most by a Penn State freshman since DaeSean Hamilton

against Ohio State in 2014 (14)...Had two 20-plus yard receptions for five total in his career. **at Rutgers (12/5):** Hauled in a 29-yard touchdown in the first quarter.

» 2020 GAME-BY-GAME

Receiving (Receptions-Yards-TD)

at Indiana 2-12-1; OHIO STATE 4-73-0; MARYLAND 8-70-2; at Nebraska 5-70-0; IOWA 2-31-0; at Michigan 9-93-0; at Rutgers 1-29-1.

» WASHINGTON'S CAREER STATISTICS & GAME HIGHS

	Att.-Yds.	Avg.	TD	LG	Rec.-Yds.	Avg.	TD	LG
2020	-	-	-	-	31-378	12.2	4	31
<b>CAREER</b>	-	-	-	-	<b>31-378</b>	<b>12.2</b>	<b>4</b>	<b>31</b>

**Receptions** ..... 9; at Michigan, 11/28/20  
**Receiving Yards** ..... 93; at Michigan, 11/28/20  
**Receiving Touchdowns** ..... 2; Maryland, 11/7/20  
**Longest Reception** ..... 31 yards; Ohio State, 10/31/20  
**20-yard Receptions** ..... 6; Last at Rutgers (1), 12/5/20

» 2020 GAME-BY-GAME

Kick Returns (Returns-Yards-TD-YPR)

at Indiana 0-0-0-0.0; OHIO STATE 1-16-0-16.0; MARYLAND 2-41-0-20.5; at Nebraska 0-0-0-0.0; IOWA 1-18-0-18.0; at Michigan 0-0-0-0.0; at Rutgers 0-0-0-0.0.

» WASHINGTON'S CAREER KICK RETURN STATISTICS & GAME HIGHS

	No.	Yds.	Avg.	TD	LG
2019	-	-	-	-	-
2020	4	75	18.8	-	21
<b>CAREER</b>	<b>4</b>	<b>75</b>	<b>18.8</b>	-	<b>21</b>

**Kick Returns** ..... 2; Maryland, 11/7/20  
**Kick Return Yards** ..... 41; Maryland, 11/7/20  
**Long Kick Return** ..... 21 yards; Maryland, 11/7/20  
**All-Purpose Yards** ..... 111 yards; Maryland, 11/7/20



**ANTHONY WHIGAN** 55

Offensive Line | 6-4 | 315  
 Redshirt Junior  
 Lexington Park, Md./Great Mills/Lackawanna C.C.  
 Major: Recreation, Park & Tourism Management

» 2020

**Season:** Appeared in seven games on special teams.



**BENJAMIN WILSON** 84

Wide Receiver | 6-2 | 212  
 Senior  
 Uniontown, Pa./Uniontown  
 Major: Biobehavioral Health

» 2020

**Season:** Appeared in five games on special teams...One of 14 players to make their Nittany Lion debut...Named the Coaching Staff's Developmental Squad Special Teams Player of the Week after the Ohio State (10/31) game.



**MARQUIS WILSON** 8

Cornerback | 5-11 | 181  
 Sophomore  
 Windsor, Conn./Windsor  
 Major: Communications

» CAREER NOTES & RECORDS

**Season: 2019:** Tied for ninth at Penn State with three forced fumbles.

» 2020

**Season:** Appeared in seven games with one start...One of 13 players to make first career start.

**at Indiana (10/24):** Collected one tackle. **Ohio State (10/31):** Assisted on one tackle. **Iowa (11/21):** Assisted on two tackles...Had a half tackle for loss, the first of his career. **at Michigan (11/28):** Made first career start...Tied career-high five tackles, including four solo stops...Added a pass breakup. **at Rutgers (12/5):** Made two tackles, including one solo.

» 2020 GAME-BY-GAME


Tackles (Solo-Assisted-Total)

at Indiana 1-0-1; OHIO STATE 0-1-1; MARYLAND 0-0-0; at Nebraska 0-0-0; IOWA 0-2-2; at Michigan 4-1-5; at Rutgers 1-1-2.

» WILSON'S CAREER STATISTICS & GAME HIGHS

	UA-A	TK	FF	FR	I	PBU	SACK	TFL
2019	11-7	18	3	1	2	-	-	-
2020	6-5	11	-	-	-	1	-	0.5-0
<b>CAREER</b>	<b>17-12</b>	<b>29</b>	<b>3</b>	<b>1</b>	<b>2</b>	<b>1</b>	-	<b>0.5-0</b>

**Tackles** ..... 5; Twice: Last at Michigan, 11/28/20  
**Tackles for Loss** ..... 0.5; Iowa, 11/21/20  
**Forced Fumbles** ..... 2; Indiana, 11/16/19  
**Fumble Recoveries** ..... 1; Indiana, 11/16/19  
**Interceptions** ..... 1; Twice: Last vs. Memphis, 12/28/19  
**Pass Breakups** ..... 1; at Michigan, 11/28/20  
**Longest Interception Return** ..... 13 yards; vs. Memphis, 12/28/19



**SAL WORMLEY** 77

Offensive Line | 6-3 | 317  
 Redshirt Freshman  
 Newark, N.J./Smyna (Del.)  
 Major: Division of Undergraduate Studies

» 2020

**Season:** Appeared in one game.

# 46 2020 PENN STATE FOOTBALL

## 2020 RESULTS & STATISTICS

Date	PSU Rank	Opponent (Rank)	Score	Attendance	Big Ten	Overall
Oct. 24	8/7	at Indiana* (RV/RV)	L, 35-36 (OT)	995	0-1	0-1
Oct. 31	18/17	Ohio State* (3/3)	L, 25-38	1500	0-2	0-2
Nov. 7	RV/RV	Maryland*	L, 19-35	1500	0-3	0-3
Nov. 14		at Nebraska*	L, 23-30	-	0-4	0-4
Nov. 21		Iowa* (RV/-)	L, 21-41	1500	0-5	0-5
Nov. 28		at Michigan*	W, 27-17	-	1-5	1-5
Dec. 5		at Rutgers*	W, 23-7	-	2-5	2-5
Dec. 12		Michigan State*				
Dec. 19		TBD				

(\*) Big Ten Conference game; Rankings - AP/Coaches/CFP

TEAM STATISTICS	Penn State	Opponent
SCORING	173	204
Points Per Game	24.7	29.1
Points Off Turnovers	19	58
FIRST DOWNS	174	123
Rushing	76	57
Passing	86	56
Penalty	12	10
RUSHING YARDAGE	1197	950
Yards gained rushing	1408	1143
Yards lost rushing	211	193
Rushing Attempts	309	250
Average Per Rush	3.9	3.8
Average Per Game	171.0	135.7
TDs Rushing	9	12
PASSING YARDAGE	1691	1342
Comp-Att-Int	146-250-9	127-205-2
Average Per Pass	6.8	6.5
Average Per Catch	11.6	10.6
Average Per Game	241.6	191.7
TDs Passing	12	10
TOTAL OFFENSE	2888	2292
Total Plays	559	455
Average Per Play	5.2	5.0
Average Per Game	412.6	327.4
KICK RETURNS: #-Yards	13-188	3-49
PUNT RETURNS: #-Yards	5-66	8-57
INT RETURNS: #-Yards	2-0	9-187
KICK RETURN AVERAGE	14.5	16.3
PUNT RETURN AVERAGE	13.2	7.1
INT RETURN AVERAGE	0.0	20.8
FUMBLES-LOST	8-6	8-4
PENALTIES-Yards	32-271	36-295
Average Per Game	38.7	42.1
PUNTS-Yards	23-955	34-1370
Average Per Punt	41.5	40.3
Net punt average	38.2	37.8
KICKOFFS-Yards	34-2156	39-2122
Average Per Kick	63.4	54.4
Net kick average	41.4	40.6
TIME OF POSSESSION/Game	33:34	26:26
3RD-DOWN Conversions	48/109	41/100
3rd-Down Pct	44%	41%
4TH-DOWN Conversions	8/18	5/12
4th-Down Pct	44%	42%
SACKS BY-Yards	14-108	23-143
MISC YARDS	0	34
TOUCHDOWNS SCORED	21	25
FIELD GOALS-ATTEMPTS	10-16	9-12
ON-SIDE KICKS	0-2	0-0
RED-ZONE SCORES	(20-28) 71%	(21-23) 91%
RED-ZONE TOUCHDOWNS	(12-28) 43%	(15-23) 65%
PAT-ATTEMPTS	(15-16) 94%	(23-23) 100%
ATTENDANCE	4500	995
Games/Avg Per Game	3/1500	4/249
Neutral Site Games		0/0

SCORE BY QUARTERS	1	2	3	4	OT	Total	Average
Penn State	31	36	44	55	7	173	24.7
Opponents	48	76	34	38	8	204	29.1

PASSING	G	Rating	C-A-I	Pct.	Yards	TD	LP	Avg./G
Clifford, Sean	7	126.41	119-202-9	58.9	1366	12	68	195.1
Levis, Will	6	115.53	27-47-0	57.4	325	0	74	54.2
TEAM	4	0.00	0-1-0	0.0	0	0	0	0.0
<b>Total</b>	<b>7</b>	<b>123.86</b>	<b>146-250-9</b>	<b>58.4</b>	<b>1691</b>	<b>12</b>	<b>74</b>	<b>241.6</b>
<b>Opponents</b>	<b>7</b>	<b>131.09</b>	<b>127-205-2</b>	<b>62.0</b>	<b>1342</b>	<b>10</b>	<b>62</b>	<b>191.7</b>

### Statistician's Note

Passing rating formula:  $[(8.4 \times \text{yards}) + (330 \times \text{touchdowns}) - (200 \times \text{interceptions}) + (100 \times \text{completions})] / \text{attempts}$ .

RUSHING	G	Att.	Gain	Loss	Net	Avg./Att.	TD	LG	Avg./G
Lee, Keyvone	7	58	332	10	322	5.6	3	31	46.0
Clifford, Sean	7	81	399	123	276	3.4	2	35	39.4
Ford, Devyn	6	67	293	19	274	4.1	3	23	45.7
Levis, Will	6	58	227	41	186	3.2	1	14	31.0
Holmes, Caziaiah	7	37	144	2	142	3.8	0	36	20.3
Cain, Noah	2	3	13	0	13	4.3	0	7	6.5
TEAM	4	5	0	16	-16	-3.2	0	0	-4.0
<b>Total</b>	<b>7</b>	<b>309</b>	<b>1408</b>	<b>211</b>	<b>1197</b>	<b>3.9</b>	<b>9</b>	<b>36</b>	<b>171.0</b>
<b>Opponents</b>	<b>7</b>	<b>250</b>	<b>1143</b>	<b>193</b>	<b>950</b>	<b>3.8</b>	<b>12</b>	<b>62</b>	<b>135.7</b>

RECEIVING	G	No.	Yards	Avg./Rec.	TD	LG	Avg./G
Dotson, Jahan	7	38	587	15.4	6	68	83.9
Washington, Parker	7	31	378	12.2	4	31	54.0
Freiermuth, Pat	4	23	310	13.5	1	74	77.5
Lambert-Smith, KeAndre	7	11	103	9.4	0	20	14.7
Strange, Brenton	7	10	88	8.8	1	28	12.6
Lee, Keyvone	7	8	47	5.9	0	14	6.7
George, Daniel	7	7	73	10.4	0	21	10.4
Ford, Devyn	6	7	24	3.4	0	8	4.0
Lutz, Isaac	7	5	49	9.8	0	16	7.0
Holmes, Caziaiah	7	4	18	4.5	0	6	2.6
Johnson, Theo	5	2	14	7.0	0	10	2.8
<b>Total</b>	<b>7</b>	<b>146</b>	<b>1691</b>	<b>11.6</b>	<b>12</b>	<b>74</b>	<b>241.6</b>
<b>Opponents</b>	<b>7</b>	<b>127</b>	<b>1342</b>	<b>10.6</b>	<b>10</b>	<b>62</b>	<b>191.7</b>

TOTAL OFFENSE	G	Plays	Rushing	Passing	Total	Avg./G
Clifford, Sean	7	283	276	1366	1642	234.6
Levis, Will	6	105	186	325	511	85.2
Lee, Keyvone	7	58	322	0	322	46.0
Ford, Devyn	6	67	274	0	274	45.7
Holmes, Caziaiah	7	37	142	0	142	20.3
Cain, Noah	2	3	13	0	13	6.5
TEAM	4	6	-16	0	-16	-4.0
<b>Total</b>	<b>7</b>	<b>559</b>	<b>1197</b>	<b>1691</b>	<b>2888</b>	<b>412.6</b>
<b>Opponents</b>	<b>7</b>	<b>455</b>	<b>950</b>	<b>1342</b>	<b>2292</b>	<b>327.4</b>

KICKOFF RETURNS	No.	Yards	Avg./Ret.	TD	LG
Ford, Devyn	5	93	18.6	0	28
Washington, Parker	4	75	18.8	0	21
Lee, Keyvone	1	6	6.0	0	6
Wade, Lamont	1	5	5.0	0	5
George, Daniel	1	0	0.0	0	0
Holmes, Caziaiah	1	9	9.0	0	9
<b>Total</b>	<b>13</b>	<b>188</b>	<b>14.5</b>	<b>0</b>	<b>28</b>
<b>Opponents</b>	<b>3</b>	<b>49</b>	<b>16.3</b>	<b>0</b>	<b>25</b>

PUNT RETURNS	No.	Yards	Avg./Ret.	TD	LG
Dotson, Jahan	5	66	13.2	0	21
<b>Total</b>	<b>5</b>	<b>66</b>	<b>13.2</b>	<b>0</b>	<b>21</b>
<b>Opponents</b>	<b>8</b>	<b>57</b>	<b>7.1</b>	<b>0</b>	<b>25</b>

## 2020 RESULTS &amp; STATISTICS

ALL-PURPOSE YARDAGE	G	Rushing	Receiving	Punt Returns	KO Returns	Int. Returns	Total	Avg./G
Dotson, Jahan	7	0	587	66	0	0	653	93.3
Washington, Parker	7	0	378	0	75	0	453	64.7
Ford, Devyn	6	274	24	0	93	0	391	65.2
Lee, Keyvone	7	322	47	0	6	0	375	53.6
Freiermuth, Pat	4	0	310	0	0	0	310	77.5
Clifford, Sean	7	276	0	0	0	0	276	39.4
Levis, Will	6	186	0	0	0	0	186	31.0
Holmes, Caziah	7	142	18	0	9	0	169	24.1
Lambert-Smith, KeAndre	7	0	103	0	0	0	103	14.7
Strange, Brenton	7	0	88	0	0	0	88	12.6
George, Daniel	7	0	73	0	0	0	73	10.4
Lutz, Isaac	7	0	49	0	0	0	49	7.0
Johnson, Theo	5	0	14	0	0	0	14	2.8
Cain, Noah	2	13	0	0	0	0	13	6.5
Wade, Lamont	7	0	0	0	5	0	5	0.7
TEAM	4	-16	0	0	0	0	-16	-4.0
<b>Total</b>	<b>7</b>	<b>1197</b>	<b>1691</b>	<b>66</b>	<b>188</b>	<b>0</b>	<b>3142</b>	<b>448.9</b>
<b>Opponents</b>	<b>7</b>	<b>950</b>	<b>1342</b>	<b>57</b>	<b>49</b>	<b>187</b>	<b>2619</b>	<b>374.1</b>

----- Points After Touchdown -----									
SCORING	TD	FG	Kick	Rush	Rec.	Pass	DXP	Saf	Points
Pinegar, Jake	0	8-11	15-16	0-0	0	0-0	0	0	39
Dotson, Jahan	6	0-0	0-0	0-0	0	0-0	0	0	36
Washington, Parker	4	0-0	0-0	0-0	0	0-0	0	0	24
Lee, Keyvone	3	0-0	0-0	0-0	1	0-0	0	0	20
Ford, Devyn	3	0-0	0-0	0-0	0	0-0	0	0	18
Clifford, Sean	2	0-0	0-0	0-1	0	1-4	0	0	12
Freiermuth, Pat	1	0-0	0-0	0-0	0	0-0	0	0	6
Stout, Jordan	0	2-5	0-0	0-0	0	0-0	0	0	6
Strange, Brenton	1	0-0	0-0	0-0	0	0-0	0	0	6
Levis, Will	1	0-0	0-0	0-0	0	0-0	0	0	6
<b>Total</b>	<b>21</b>	<b>10-16</b>	<b>15-16</b>	<b>0-1</b>	<b>1</b>	<b>1-4</b>	<b>0</b>	<b>0</b>	<b>173</b>
<b>Opponents</b>	<b>25</b>	<b>9-12</b>	<b>23-23</b>	<b>2-2</b>	<b>0</b>	<b>0-0</b>	<b>0</b>	<b>0</b>	<b>204</b>

PUNTING	No.	Yards	Average	LG	TB	FC	I-20	50+	Blk.
Stout, Jordan	23	955	41.5	56	1	8	4	2	0
<b>Total</b>	<b>23</b>	<b>955</b>	<b>41.5</b>	<b>56</b>	<b>1</b>	<b>8</b>	<b>4</b>	<b>2</b>	<b>0</b>
<b>Opponents</b>	<b>34</b>	<b>1370</b>	<b>40.3</b>	<b>62</b>	<b>1</b>	<b>15</b>	<b>15</b>	<b>3</b>	<b>0</b>

FIELD GOALS	FG	Pct.	1-19	20-29	30-39	40-49	50+	LG	Blk.
Pinegar, Jake	8-11	72.7	0-0	3-4	4-4	1-3	0-0	40	0
Stout, Jordan	2-5	40.0	0-0	0-0	0-0	1-2	1-3	50	0

Progression [Makes in (##)]: 25, 47, 57 | (31), (50) | 49 | (33), (40), 56, (27) | - | (22), 49, (33) | (30), (47), (27)

KICKOFFS	No.	Yards	Average	TB	OB
Stout, Jordan	34	2156	63.4	28	3
<b>Total</b>	<b>34</b>	<b>2156</b>	<b>63.4</b>	<b>28</b>	<b>3</b>
<b>Opponents</b>	<b>39</b>	<b>2122</b>	<b>54.4</b>	<b>14</b>	<b>0</b>

INTERCEPTIONS	No.	Yards	Average	TD	LG	FUMBLE RETURNS	No.	Yards	Average	TD	LG
Smith, Brandon	1	0	0.0	0	0	Wade, Lamont	1	2	2.0	0	2
Wade, Lamont	1	0	0.0	0	0	<b>Total</b>	<b>1</b>	<b>2</b>	<b>2.0</b>	<b>0</b>	<b>2</b>
<b>Total</b>	<b>2</b>	<b>0</b>	<b>0.0</b>	<b>0</b>	<b>0</b>	<b>Opponents</b>	<b>2</b>	<b>60</b>	<b>30.0</b>	<b>2</b>	<b>34</b>
<b>Opponents</b>	<b>9</b>	<b>187</b>	<b>20.8</b>	<b>1</b>	<b>71</b>						

# 48 2020 PENN STATE FOOTBALL

## 2020 RESULTS & STATISTICS

DEFENSE	G-GS	Solo	Assist	Total	TFL-Yards	Sacks-Yards	Int.-Yards	PBU	QBH	FR-Yards	FF	Blk	Safety
Brooks, Ellis	7	22	24	46	4.5-15	1.0-4	.	.	2	.	2	.	.
Luketa, Jesse	7	26	19	45	2.0-10	.	.	1	.	1-0	.	.	.
Brisker, Jaquan	7	23	18	41	1.5-2	.	.	4	.	.	.	.	.
Oweh, Jayson	7	20	18	38	6.5-13	.	.	1	1	.	.	.	.
Wade, Lamont	7	17	16	33	.	.	1-0	.	.	2-2	.	.	.
Porter, Joey	7	23	7	30	2.0-9	1.0-8	.	4	.	.	.	.	.
Mustipher, PJ	7	10	20	30	.	.	.	1	2	.	.	.	.
Smith, Brandon	7	11	16	27	5.0-19	2.0-13	1-0	1	1	.	.	.	.
Toney, Shaka	7	15	5	20	5.5-35	4.0-30	.	1	2	.	1	.	.
Castro-Fields, Tariq	3	6	6	12	.	.	.	1	.	.	.	.	.
Wilson, Marquis	7	6	5	11	0.5-0	.	.	1	.	.	.	.	.
Isaac, Adisa	7	4	6	10	1.0-10	1.0-10	.	.	.	.	.	.	.
Dixon, Lance	7	7	3	10	2.5-2	.	.	.	.	.	1	.	.
Sutherland, Jonathan	7	6	4	10	0.5-1	.	.	2	.	.	.	.	.
Ellis, Keaton	4	5	4	9	1.0-4	.	.	1	.	.	.	.	.
Simmons, Shane	7	3	6	9	2.0-15	1.5-14	.	.	.	.	.	.	.
Shelton, Antonio	7	3	6	9	2.0-13	1.0-8	.	1	2	.	.	.	.
Hardy, Daequan	7	5	2	7	1.0-7	1.0-7	.	1	.	.	.	.	.
Culpepper, Judge	7	2	4	6	0.5-4	0.5-4	.	.	.	.	.	.	.
Beamon, Hakeem	6	4	2	6	1.0-1	.	.	.	.	.	.	.	.
Brown, Ji'Ayir	7	5	1	6	1.0-4	.	.	.	.	.	.	.	.
Hansard, Fred	6	.	5	5	0.5-1	.	.	.	.	.	.	.	.
Jacobs, Curtis	7	2	3	5	0.5-1	.	.	1	.	.	.	.	.
Katshir, Charlie	3	3	2	5	.	.	.	.	.	.	.	.	.
Miranda, Mike	7	2	1	3	.	.	.	.	.	.	.	.	.
Tarburton, Nick	6	2	.	2	.	.	.	.	1	.	.	.	.
Lutz, Isaac	7	.	1	1	.	.	.	.	.	.	.	.	.
Fries, Will	7	1	.	1	.	.	.	.	.	.	.	.	.
Walker, Rasheed	7	1	.	1	.	.	.	.	.	.	.	.	.
Ellies, Dvon	1	1	.	1	1.0-10	1.0-10	.	.	1	.	.	.	.
Hartlaub, Drew	6	.	1	1	.	.	.	.	.	1-0	.	.	.
Vanover, Amin	1	1	.	1	.	.	.	.	.	.	.	.	.
George, Daniel	7	1	.	1	.	.	.	.	.	.	.	.	.
Washington, Parker	7	1	.	1	.	.	.	.	.	.	.	.	.
Stout, Jordan	7	.	1	1	.	.	.	.	.	.	.	.	.
Effner, Bryce	6	1	.	1	.	.	.	.	.	.	.	.	.
Bruno, Joseph	6	1	.	1	.	.	.	.	.	.	.	.	.
Vilbert, Smith	2	.	.	.	.	.	.	.	1	.	.	.	.
<b>Total</b>	<b>7</b>	<b>240</b>	<b>206</b>	<b>446</b>	<b>42-176</b>	<b>14-108</b>	<b>2-0</b>	<b>21</b>	<b>13</b>	<b>4-2</b>	<b>4</b>	<b>.</b>	<b>.</b>
<b>Opponents</b>	<b>7</b>	<b>279</b>	<b>283</b>	<b>562</b>	<b>48.0-192</b>	<b>23-143</b>	<b>9-187</b>	<b>23</b>	<b>16</b>	<b>6-60</b>	<b>6</b>	<b>.</b>	<b>.</b>



## SCORING SUMMARY

Plays	Yds	Time	Result	Qtr.	Scoring Play
<b>INDIANA (5)</b>					
13	64	7:01	TD	1	2-yard pass Freiermuth from Clifford (Pinegar kick)
8	57	4:07	TD	3	35-yard run Clifford (Pinegar kick)
3	74	0:44	TD	4	60-yard pass Dotson from Clifford (Pinegar kick)
1	14	0:05	TD	4	14-yard run Ford (Pinegar kick)
4	25	0:00	TD	OT	9-yard pass Washington from Clifford (Pinegar kick)
<b>OHIO STATE (5)</b>					
11	61	5:42	FG	1	Pinegar 31-yard field goal
1	0	0:01	FG	2	Stout 50-yard field goal
8	75	3:46	TD	3	14-yard pass Dotson from Clifford (Pinegar kick)
5	75	1:32	TD	4	21-yard pass Dotson from Clifford (Clifford rush failed)
7	75	2:47	TD	4	20-yard pass Dotson from Clifford (Clifford pass failed)
<b>MARYLAND (3)</b>					
10	75	5:17	TD	2	20-yard pass Dotson from Clifford (Pinegar kick)
16	98	5:12	TD	4	23-yard pass Washington from Clifford (Clifford pass failed)
8	76	2:09	TD	4	1-yard pass Washington from Clifford (Clifford pass failed)
<b>NEBRASKA (5)</b>					
14	66	6:20	FG	2	Pinegar 33-yard field goal
13	52	5:41	FG	2	Pinegar 40-yard field goal
6	82	2:53	TD	3	31-yard run Lee (Pinegar kick)
10	42	5:03	FG	3	Pinegar 27-yard field goal
4	75	1:14	TD	4	5-yard run Ford (Pinegar kick)
<b>IOWA (3)</b>					
14	75	6:11	TD	1	31-yard run Lee (Pinegar kick)
1	28	0:08	TD	3	28-yard pass Strange from Clifford (kick failed)
1	68	0:11	TD	3	68-yard pass Dotson from Clifford (Lee rush)

Plays	Yds	Time	Result	Qtr.	Scoring Play
<b>MICHIGAN (5)</b>					
10	75	4:10	TD	1	6-yard run Lee (Pinegar kick)
8	76	3:28	TD	2	28-yard run Clifford (Pinegar kick)
8	22	1:00	FG	2	22-yard FG Pinegar
8	52	4:19	FG	3	33-yard FG Pinegar
12	75	5:00	TD	4	2-yard run Levis (Pinegar kick)
<b>RUTGERS (5)</b>					
5	45	2:21	TD	1	29-yard pass Washington from Clifford (Pinegar kick)
11	74	4:48	FG	2	30-yard FG Pinegar
7	45	3:35	TD	2	7-yard run Ford (Pinegar kick)
6	10	3:00	FG	3	47-yard FG Stout
11	89	4:45	FG	4	27-yard FG Pinegar

# 50 2020 PENN STATE FOOTBALL

## PENN STATE GAME-BY-GAME

	at IND	OSU	UMD	at NEB	IOWA	at MICH	at RU	MSU	B1G
<b>First Downs</b>	27	20	30	30	19	25	23		
Rushing	13	4	8	16	6	15	14		
Passing	12	13	19	12	13	10	7		
Penalty	2	3	3	2	0	0	2		
<b>Net Yards Rushing</b>	250	44	94	245	62	254	248		
Rushing Attempts	52	27	36	52	35	50	57		
Average Per Rush	4.8	1.6	2.6	4.7	1.8	5.1	4.4		
Rushing Touchdowns	2	0	0	2	1	3	1		
Yards Gained	257	72	159	271	106	273	272		
Yards Lost	7	28	65	26	44	19	24		
<b>Net Yards Passing</b>	238	281	340	256	280	163	133		
Completions	24	18	27	19	26	17	15		
Attempts	35	30	57	39	38	29	22		
Interceptions	2	1	2	1	2	0	1		
Yards Per Attempt	6.8	9.4	6.0	6.6	7.4	5.6	6.0		
Yards Per Completion	9.9	15.6	12.6	13.5	10.8	9.6	8.9		
Passing Touchdowns	3	3	3	0	2	0	1		
<b>Total Offensive Yards</b>	488	325	434	501	342	417	381		
Plays	87	57	93	91	73	79	79		
Yards Per Play	5.6	5.7	4.7	5.5	4.7	5.3	4.8		
<b>Fumbles-Lost</b>	1-1	0-0	1-1	1-1	3-2	0-0	2-1		
<b>Penalties-Yards</b>	10-100	5-31	4-25	4-50	2-15	5-30	2-20		
<b>Punts-Yards</b>	3-119	4-196	4-162	1-34	4-181	4-150	3-113		
Yards Per Punt	39.7	49.0	40.5	34.0	45.3	37.5	37.7		
Net Yards Per Punt	32.7	44.0	40.5	9.0	44.0	37.0	36.3		
Inside 20	2	0	0	0	1	1	0		
50+ Yard Kicks	0	1	0	0	1	0	0		
Touchbacks	0	1	0	0	0	0	0		
Fair Catch	1	2	3	0	0	1	1		
<b>Kickoffs-Yards</b>	5-325	4-260	3-195	6-386	4-260	6-369	6-361		
Yards Per Kickoff	65.0	65.0	65.0	64.3	65.0	61.5	60.2		
Net Yards Per Kickoff	40	40.0	40.0	55.8	60.5	61.5	59.5		
Touchbacks	5	4	3	5	3	4	4		
<b>Punt Returns</b>	0	0	1	1	2	0	1		
Yards	0	0	11	21	32	0	2		
Touchdowns	0	0	0	0	0	0	0		
Yards Per Return	0.0	0.0	11.0	21.0	16.0	0.0	2.0		
<b>Kickoff Returns</b>	3	1	3	4	1	0	1		
Yards	33	16	66	51	18	0	4		
Touchdowns	0	0	0	0	0	0	0		
Yards Per Return	11.0	16.0	22.0	12.8	18.0	0.0	4.0		
<b>Interceptions</b>	1	0	0	1	0	0	0		
Yards	5	0	0	0	0	0	0		
Touchdowns	0	0	0	0	0	0	0		
<b>Fumble Recoveries</b>	1	0	0	0	1	1	1		
Returns-Yards	0	0	0	0	1-2	0	0-0		
Touchdowns	0	0	0	0	0	0	0		
<b>Miscellaneous Yards</b>	0	0	0	0	0	0	0		
<b>Possession Time</b>	40:22	22:59	33:38	36:24	28:10	36:36	36:10		
1st Quarter	11:30	8:04	7:48	9:29	9:26	8:30	10:19		
2nd Quarter	8:59	4:06	7:22	9:19	7:20	10:29	9:08		
3rd Quarter	11:46	6:05	10:01	10:17	2:25	7:00	6:37		
4th Quarter	8:07	4:44	8:27	7:19	8:59	10:37	10:06		
<b>3rd-Down Conversions</b>	9-17	3-9	9-20	8-17	7-15	8-16	4-15		
<b>4th-Down Conversions</b>	1-2	0-1	2-4	3-5	1-3	0-0	1-3		
<b>Red Zone Scoring</b>	3-6	3-3	2-4	4-6	1-1	4-5	3-3		
Touchdowns	3	2	2	1	1	2	1		
Field Goals	0	1	0	3	0	2	2		
<b>Sacks By-Yards</b>	3-19	2-16	3-23	1-4	3-29	0-0	2-17		
<b>PAT Kicks</b>	5-5	1-1	1-1	2-2	1-2	3-3	2-2		
<b>Field Goals</b>	0-3	2-2	0-1	3-4	0-0	2-3	3-3		
<b>Total Points</b>	35	25	19	23	21	27	23		
Touchdowns Rushing	2	0	0	2	1	3	1		
Touchdowns Passing	3	3	3	0	2	0	1		
Touchdown Returns	0	0	0	0	0	0	0		
Other Touchdowns	0	0	0	0	0	0	0		
Safeties	0	0	0	0	0	0	0		
Kick PAT-Attempts	5-5	1-1	1-1	2-2	1-2	3-3	2-2		
2pt PAT-Attempts	0-0	0-2	0-2	0-0	1-1	0-0	0-0		
Field Goals-Attempts	0-3	1-1	0-1	3-4	0-0	2-3	3-3		
<b>Points Off Turnovers</b>	7	0	0	0	6	3	3		

## OPPONENT GAME-BY-GAME

	at IND	OSU	UMD	at NEB	IOWA	at MICH	at RU	MSU	B1G
<b>First Downs</b>	16	24	16	17	24	14	12		
Rushing	5	10	6	9	12	9	6		
Passing	9	12	10	6	11	3	5		
Penalty	2	2	0	2	1	2	1		
<b>Net Yards Rushing</b>	41	208	123	146	175	174	83		
Rushing Attempts	26	45	35	39	46	27	32		
Average Per Rush	1.6	4.6	3.5	3.7	3.8	6.4	2.6		
Rushing Touchdowns	3	1	1	1	4	2	0		
Yards Gained	71	245	157	164	220	176	110		
Yards Lost	30	37	34	18	45	2	27		
<b>Net Yards Passing</b>	170	318	282	152	186	112	122		
Completions	19	28	18	13	18	13	18		
Attempts	36	34	26	21	28	28	32		
Interceptions	1	0	0	1	0	0	0		
Yards Per Attempt	4.7	9.4	10.8	7.2	6.6	4.0	3.8		
Yards Per Completion	8.9	11.4	15.7	11.7	10.3	8.6	6.8		
Passing Touchdowns	1	4	3	1	0	0	1		
<b>Total Offensive Yards</b>	211	526	405	298	361	286	205		
Plays	62	79	61	60	74	55	64		
Yards Per Play	3.4	6.7	6.6	5.0	4.9	5.2	3.2		
<b>Fumbles-Lost</b>	1-1	2-0	0-0	0-0	2-1	2-1	1-1		
<b>Penalties-Yards</b>	4-36	9-80	8-55	5-39	6-45	1-10	3-30		
<b>Punts-Yards</b>	5-214	2-77	7-254	4-162	5-222	4-149	7-292		
Yards Per Punt	42.8	38.5	36.3	40.5	44.4	37.3	41.7		
Net Yards Per Punt	42.8	28.5	34.7	35.3	38.0	37.3	41.4		
Inside 20	1	0	5	2	1	1	5		
50+ Yard Kicks	0	0	0	1	0	0	2		
Touchbacks	0	1	0	0	0	0	0		
Fair Catch	4	0	3	1	2	3	2		
<b>Kickoffs-Yards</b>	6-331	7-377	6-335	6-353	8-442	4-185	2-101		
Yards Per Kickoff	55.2	53.9	55.8	58.8	55.3	46.3	50.5		
Net Yards Per Kickoff	55.2	40.9	40.7	58.8	52.1	46.3	38.5		
Touchbacks	3	3	1	2	4	1	0		
<b>Punt Returns</b>	1	0	0	1	3	2	1		
Yards	21	0	0	25	5	2	4		
Touchdowns	0	0	0	0	0	0	0		
Yards Per Return	21.0	0.0	0.0	25.0	1.7	1.0	4.0		
<b>Kickoff Returns</b>	0	0	0	0	1	0	2		
Yards	0	0	0	0	25	0	24		
Touchdowns	0	0	0	0	0	0	0		
Yards Per Return	0.0	0.0	0.0	0.0	25.0	0.0	12.0		
<b>Interceptions</b>	2	1	2	1	2	0	1		
Yards	31	31	0	55	70	0	0		
Touchdowns	0	0	0	0	1	0	0		
<b>Fumble Recoveries</b>	1	0	1	1	2	0	1		
Returns-Yards	0	0	1-34	1-26	0	0	0		
Touchdowns	0	0	1	1	0	0	0		
<b>Miscellaneous Yards</b>	0	0	0	34	0	0	0		
<b>Possession Times</b>	19:38	37:01	33:38	23:36	31:50	23:24	23:13		
1st Quarter	3:30	6:56	7:12	5:31	5:34	6:30	4:41		
2nd Quarter	6:01	10:54	7:38	5:41	7:40	4:31	5:52		
3rd Quarter	3:14	8:55	4:59	4:43	12:35	8:00	7:46		
4th Quarter	6:53	10:16	6:53	7:41	6:01	4:23	4:54		
<b>3rd-Down Conversions</b>	4-12	10-18	9-16	4-12	7-15	4-12	3-15		
<b>4th-Down Conversions</b>	0-1	2-3	0-0	1-1	0-0	1-3	1-4		
<b>Red Zone Scoring</b>	5-5	4-6	0-0	4-4	5-5	2-2	1-1		
Touchdowns	4	3	0	1	4	2	1		
Field Goals	1	1	0	3	1	0	0		
<b>Sacks By-Yards</b>	1-1	5-23	7-57	2-17	5-17	1-6	2-10		
<b>PAT Kicks</b>	2-2	5-5	5-5	3-3	5-5	2-2	1-1		
<b>Field Goals</b>	2-2	1-3	0-0	3-3	1-1	1-1	0-0		
<b>Total Points</b>	36	38	35	30	41	17	7		
Touchdowns Rushing	1	1	1	1	4	2	0		
Touchdowns Passing	3	4	3	1	0	0	1		
Touchdown Returns	0	0	1	1	1	0	0		
Other Touchdowns	0	0	0	0	0	0	0		
Safeties	0	0	0	0	0	0	0		
Kick PAT-Attempts	2-2	5-5	5-5	3-3	5-5	2-2	1-1		
2pt PAT-Attempts	2-2	0-0	0-0	0-0	0-0	0-0	0-0		
Field Goals-Attempts	2-2	1-3	0-0	3-3	2-3	1-1	0-0		
<b>Points Off Turnovers</b>	10	0	7	10	24	0	7		

# 52 2020 PENN STATE FOOTBALL

## INDIVIDUAL GAME-BY-GAME

### RUSHING

(ATT-YDS-TD)	TOTAL	at IND	OSU	UMD	at NEB	IOWA	at MICH	at RU	MSU	B1G
Lee, Keyvone	58-322/3	6-35/0	-	1-3/0	8-49/1	4-6/1	22-134/1	17-95/0		
Clifford, Sean	81-276/2	17-119/1	18-5/0	17-26/0	6-19/0	6-13/0	9-73/1	8-21/0		
Ford, Devyn	67-274/3	20-69/1	8-36/0	9-36/0	16-66/1	3-2/0	DNP	11-65/1		
Lewis, Will	58-186/1	1--2/0	1-3/0	DNP	18-61/0	15-34/0	6-25/1	17-65/0		
Holmes, Caziaiah	37-142/0	5-16/0	-	9-29/0	4-50/0	6-8/0	10-34/0	3-5/0		
Cain, Noah	3-13/0	3-13/0	DNP	DNP	DNP	DNP	DNP	DNP		
TEAM	5(-16)/0	-	-	-	-	1(-1)/0	3(-12)/0	1(-3)/0		

### RECEIVING

(REC-YDS-TD)	TOTAL	at IND	OSU	UMD	at NEB	IOWA	at MICH	at RU	MSU	B1G
Dotson, Jahan	38-587/6	4-94/1	8-144/3	9-123/1	2-27/0	8-139/1	3-30/0	4-30/0		
Washington, Parker	31-378/4	2-12/1	4-73/0	8-70/2	5-70/0	2-31/0	9-93/0	1-29/1		
Freiermuth, Pat	23-310/1	7-60/1	3-46/0	6-91/0	7-113/0	DNP	DNP	DNP		
Lambert-Smith, KeAndre	11-103/0	2-25/0	2-18/0	-	3-35/0	-	-	4-25/0		
Strange, Brenton	10-88/1	1-1/0	-	2-22/0	-	3-38/1	1-4/0	3-23/0		
George, Daniel	7-73/0	3-29/0	-	2-34/0	1-6/0	1-4/0	-	-		
Lutz, Isaac	5-49/0	-	-	-	-	-	3-30/0	2-19/0		
Lee, Keyvone	8-47/0	2-6/0	-	-	-	6-41/0	-	-		
Ford, Devyn	7-24/0	3-11/0	1-0/0	-	1-5/0	1-1/0	DNP	1-7/0		
Holmes, Caziaiah	4-18/0	-	-	-	-	3-12/0	1-6/0	-		
Johnson, Theo	2-14/0	-	DNP	DNP	-	2-14/0	-	-		

### PASSING

Sean Clifford	C-A-I	Pct.	Yards	TD	Long	Sack-Yards	Efficiency
at Indiana	35-24-2	68.6	238	3	60	1-3	142.5
Ohio State	30-18-1	60.0	281	3	37	5-23	165.0
Maryland	57-27-2	47.4	340	3	24	7-57	107.8
at Nebraska	8-5-1	62.5	37	0	14	1-13	76.3
Iowa	22-13-2	59.1	174	2	68	2-8	137.3
Michigan	28-17-0	60.7	163	0	22	1-6	109.6
Rutgers	22-15-1	68.2	133	1	29	1-6	124.9
<b>Totals</b>	<b>202-119-9</b>	<b>58.9</b>	<b>1366</b>	<b>12</b>	<b>68</b>	<b>18-116</b>	<b>126.4</b>

Will Lewis	C-A-I	Pct.	Yards	TD	Long	Sack-Yards	Efficiency
at Nebraska	31-14-0	45.2	219	0	74	1-4	104.5
Iowa	16-13-0	81.2	106	0	22	3-19	136.9
<b>Total</b>	<b>47-27-0</b>	<b>57.4</b>	<b>325</b>	<b>0</b>	<b>74</b>	<b>4-23</b>	<b>115.5</b>

### KICKING & PUNTING

#### KICKOFFS

Season	KO	Total Yards	TB	OB	Kick Avg.	Returns	Rtn. Yds.	Yds./Rtn.
Stout, Jordan	34	2156	28	3	63.4	3	49	16.3

Season	KO	Total Yards	TB	OB	Kick Avg.	Returns	Rtn. Yds.	Yds./Rtn.
at Indiana	5	325	5	0	65.0	0	0	0.0
Ohio State	4	260	4	0	65.0	0	0	0.0
Maryland	3	195	3	0	65.0	0	0	0.0
at Nebraska	6	386	5	1	64.3	0	0	0.0
Iowa	4	260	3	0	65.0	1	25	25.0
at Michigan	6	369	4	2	61.5	0	0	0.0
at Rutgers	6	361	4	0	60.2	2	24	12.0

#### PUNTING

Season	No.	Total Yards	Avg.	Long	I20	50+	TB	FC	Blk
Stout, Jordan	23	955	41.5	56	4	2	1	8	0

Game	No.	Total Yds	Avg.	Long	I20	50+	TB	FC	Blk
at Indiana	3	119	39.7	49	2	0	0	1	0
Ohio State	4	196	49.0	56	0	1	1	2	0
Maryland	4	162	40.5	45	0	0	0	3	0
at Nebraska	1	34	34.0	34	0	0	0	0	0
Iowa	4	181	45.2	52	1	1	0	0	0
at Michigan	4	150	37.5	42	1	0	0	1	0
at Rutgers	3	113	37.7	43	0	0	0	1	0

## INDIVIDUAL GAME-BY-GAME

## TACKLES

	UA-A	TT	at IND	OSU	UMD	at NEB	IOWA	at MICH	at RU	MSU	B1G
Brooks, Ellis	22-24	46	5-0	5-6	2-5	3-5	1-1	4-2	2-5		
Luketa, Jesse	26-19	45	2-1	4-4	2-2	5-4	5-2	2-2	6-4		
Brisker, Jaquan	23-18	41	2-1	4-4	4-2	3-4	5-3	1-4	4-0		
Oweh, Jayson	20-18	38	2-0	2-4	5-5	6-3	3-3	1-2	1-1		
Wade, Lamont	17-16	33	1-2	6-2	0-1	2-3	6-4	0-3	2-1		
Porter, Joey	23-7	30	5-0	3-2	3-0	0-2	4-1	4-0	4-2		
Mustipher, PJ	10-20	30	1-1	2-6	2-2	3-4	1-0	0-5	1-2		
Smith, Brandon	11-16	27	-	3-2	2-3	2-4	2-2	1-4	1-1		
Toney, Shaka	15-5	20	7-0	0-1	-	2-2	5-0	0-1	1-1		
Castro-Fields	6-6	12	4-1	1-0	1-5	DNP	DNP	DNP	DNP		
Wilson, Marquis	6-5	11	1-0	0-1	-	-	0-2	4-1	1-1		
Sutherland, Jonathan	6-4	10	1-0	1-0	-	-	1-2	0-1	3-1		
Isaac, Adisa	4-6	10	-	0-2	1-1	1-1	1-1	0-1	1-0		
Dixon, Lance	7-3	10	-	4-1	-	0-2	1-0	1-0	1-0		
Simmons, Shane	3-6	9	-	1-2	1-1	-	0-1	0-1	1-1		
Shelton, Antonio	3-6	9	2-0	1-1	0-3	-	-	0-1	0-1		
Ellis, Keaton	5-4	9	-	DNP	DNP	1-2	4-2	DNP	-		
Hardy, Daequan	5-2	7	1-0	-	0-1	-	1-0	2-0	1-1		
Culpepper, Judge	2-4	6	-	-	2-1	0-1	0-1	-	0-1		
Brown, Ji'Ayir	5-1	6	-	1-1	1-0	-	1-0	1-0	1-0		
Beamon, Hakeem	4-2	6	1-0	0-1	-	-	2-1	1-0	DNP		
Jacobs, Curtis	2-3	5	-	-	0-1	1-0	1-1	-	0-1		
Hansard, Fred	0-5	5	-	0-1	0-2	-	0-1	DNP	0-1		
Katshir, Charlie	3-2	5	DNP	2-1	1-1	-	DNP	DNP	DNP		
Miranda, Mike	2-1	3	1-0	-	-	-	1-0	-	0-1		
Tarburton, Nick	2-0	2	-	-	-	-	1-0	1-0	DNP		
Fries, Will	1-0	1	-	-	-	-	1-0	-	-		
Bruno, Joseph	1-0	1	-	-	DNP	-	-	-	1-0		
Hartlaub, Drew	0-1	1	-	-	-	DNP	-	-	0-1		
Vanover, Amin	1-0	1	DNP	DNP	DNP	DNP	DNP	DNP	1-0		
Ellies, Dvon	1-0	1	DNP	DNP	DNP	DNP	DNP	DNP	1-0		
Stout, Jordan	0-1	1	-	-	-	0-1	-	-	-		
Walker, Rasheed	1-0	1	1-0	-	-	-	-	-	-		
George, Daniel	1-0	1	-	1-0	-	-	-	-	-		
Washington, Parker	1-0	1	-	-	-	1-0	-	-	-		
Lutz, Isaac	0-1	1	-	-	-	-	-	-	0-1		
Effner, Bryce	1-0	1	DNP	-	-	1-0	-	-	-		

## SACKS

	at IND	OSU	UMD	at NEB	IOWA	at MICH	at RU	MSU	B1G
Toney, Shaka	2.0-11	-	-	-	2.0-19	-	-		
Smith, Brandon	-	1.0-8	1.0-5	-	-	-	-		
Simmons, Shane	-	-	1.5-14	-	-	-	-		
Shelton, Antonio	-	1.0-8	-	-	-	-	-		
Porter, Joey	-	-	-	-	-	-	-		
Isaac, Adisa	-	-	-	-	1.0-10	-	-		
Hardy, Daequan	-	-	-	-	-	-	1.0-7		
Ellies, Dvon	DNP	DNP	DNP	DNP	DNP	DNP	1.0-10		
Brooks, Ellis	-	-	-	1.0-4	-	-	-		
Culpepper, Judge	-	-	0.5-4	-	-	-	-		

## INDIVIDUAL GAME-BY-GAME

### TACKLES FOR LOSS

	at IND	OSU	UMD	at NEB	IOWA	at MICH	at RU	MSU	B1G
Oweh, Jayson	-	0.5-0	2.0-3	1.5-4	1.5-4	-	1.0-2		
Toney, Shaka	2.0-11	-	-	0.5-2	3.0-22	-	-		
Smith, Brandon	-	1.5-9	1.0-5	0.5-1	-	1.0-3	1.0-1		
Brooks, Ellis	1.0-4	1.0-4	1.5-3	1.0-4	-	-	-		
Dixon, Lance	-	-	-	0.5-0	1.0-1	1.0-1	-		
Porter, Joey	1.0-8	-	-	-	-	-	1.0-1		
Shelton, Antonio	1.0-5	1.0-8	-	-	-	-	-		
Luketa, Jesse	-	-	-	1.0-2	-	-	1.0-8		
Simmons, Shane	-	-	1.5-14	-	0.5-1	-	-		
Brisker, Jaquan	1.0-1	-	-	-	0.5-1	-	-		
Ellies, Dvon	DNP	DNP	DNP	DNP	DNP	DNP	1.0-10		
Ellis, Keaton	-	DNP	DNP	-	1.0-4	DNP	-		
Hardy, Daequan	-	-	-	-	-	-	1.0-7		
Brown, Ji'Ayir	-	1.0-4	-	-	-	-	-		
Beamon, Hakeem	-	-	-	-	-	1.0-1	DNP		
Isaac, Adisa	-	-	-	-	1.0-10	-	-		
Hansard, Fred	-	-	-	-	0.5-1	DNP	-		
Culpepper, Judge	-	-	0.5-4	-	-	-	-		
Wilson, Marquis	-	-	-	-	0.5-0	-	-		
Jacobs, Curtis	-	-	0.5-1	-	-	-	-		
Sutherland, Jonathan	-	-	-	-	0.5-1	-	-		

### TACKLE BREAKDOWN

#### RUSHING TACKLES

Brooks, Ellis	38
Oweh, Jayson	38
Luketa, Jesse	36
Brisker, Jaquan	28
Mustipher, PJ	27
Toney, Shaka	15
Wade, Lamont	14
Porter Jr., Joey	12
Smith, Brandon	10
Dixon, Lance	8
Isaac, Adisa	8
Simmons, Shane	7
Beamon, Hakeem	6
Shelton, Antonio	6
Katshir, Charlie	5
Hansard, Fred	5
Culpepper, Judge	4
Jacobs, Curtis	4
Sutherland, Jonathan	4
Ellis, Keaton	3
Wilson, Marquis	3
Castro-Fields, Tariq	2
Tarburton, Nick	2
Hardy, Daequan	2
Brown, Ji'Ayir	1
Ellies, Dvon	1
<b>TOTAL</b>	<b>289</b>

#### PASSING TACKLES

Wade, Lamont	19
Porter Jr., Joey	17
Smith, Brandon	14
Brisker, Jaquan	12
Castro-Fields, Tariq	10
Brooks, Ellis	8
Luketa, Jesse	8
Wilson, Marquis	7
Ellis, Keaton	6
Hardy, Daequan	5
Brown, Ji'Ayir	4
Mustipher, PJ	3
Sutherland, Jonathan	2
Toney, Shaka	1
Isaac, Adisa	1
Shelton, Antonio	1
Hardy, Daequan	1
Jacobs, Curtis	1
Vanover, Amin	1
<b>TOTAL</b>	<b>121</b>

#### SPECIAL TEAMS TACKLES

	Total	KO	Punt
Sutherland, Jonathan	3	1	2
Miranda, Mike	2	0	2
Brisker, Jaquan	1	0	1
Brown, Ji'Ayir	1	1	0
Bruno, Joe	1	1	0
Culpepper, Judge	1	0	1
Effner, Bryce	1	0	1
Hartlaub, Drew	1	0	1
Luketa, Jesse	1	1	0
Lutz, Isaac	1	1	0
Smith, Brandon	1	0	1
Stout, Jordan	1	0	1
Effner, Bryce	1	0	1
<b>TOTAL</b>	<b>15</b>	<b>5</b>	<b>10</b>

## INDIVIDUAL GAME-BY-GAME

## ALL-PURPOSE YARDS

	Total	at IND	OSU	UMD	at NEB	IOWA	at MICH	at RU	MSU	B1G
Dotson, Jahan	653	94	144	134	48	171	30	32		
Washington, Parker	453	12	89	111	70	49	93	29		
Ford, Devyn	391	108	36	61	107	3	DNP	76		
Freiermuth, Pat	310	60	46	91	113	DNP	DNP	DNP		
Lee, Keyvone	375	41	-	3	55	47	134	95		
Clifford, Sean	276	119	5	26	19	13	73	21		
Holmes, Caziah	169	16	-	29	59	20	40	5		
Levis, Will	186	-2	3	DNP	61	34	25	65		
Lambert-Smith, KeAndre	103	25	18	-	35	-	-	25		
Strange, Brenton	88	1	-	22	-	38	4	23		
George, Daniel	73	29	-	34	6	4	-	-		
Lutz, Isaac	49	-	-	-	-	-	30	19		
Johnson, Theo	14	-	DNP	DNP	-	14	-	-		
Cain, Noah	13	13	DNP	DNP	DNP	DNP	DNP	DNP		
Wade, Lamont	5	5	-	-	-	-	-	-		
TEAM	-16	-	-	-	-	-1	-12	-3		

## RED ZONE RECAP

PENN STATE				OPPONENT			
Opponent	Scores/Chances	Result	Pct.	Opponent	Scores/Chances	Result	Pct.
at Indiana	3/6	3 TD, 2 Missed FG, 1 TO	50%	at Indiana	5/5	4 TD, 1 FG	100%
OHIO STATE	3/3	2 TD, 1 FG	100%	OHIO STATE	4/6	3 TD, 1 FG, 2 Missed FG	66%
MARYLAND	2/4	2 TD, 1 Missed FG, 1 TO on Downs	50%	MARYLAND	0/0	-	-
at Nebraska	4/6	1 TD, 3 FG, 2 TO on Downs	66%	at Nebraska	4/4	1 TD, 3 FG	100%
IOWA	1/1	1 TD	100%	IOWA	5/5	4 TD, 1 FG	100%
at Michigan	4/5	2 TD, 2 FG, End of Game	80%	at Michigan	2/2	2 TD	100%
at Rutgers	3/3	1 TD, 2 FG	100%	at Rutgers	1/1	TD	100%
MICHIGAN STATE				MICHIGAN STATE			
<b>TOTAL</b>	<b>20/28</b>	<b>12 TD, 8 FG, 3 Missed FG, 1 TO, 3 TO on Downs, 1 End of Game</b>	<b>71%</b>	<b>TOTAL</b>	<b>21/23</b>	<b>15 TD, 6 FG, 2 Missed FG</b>	<b>91%</b>

## GAME LEADERS

Opponent	Rushing Attempts	Rushing Yards	Receptions	Receiving Yards	All-Purpose Yards	Tackles
at Indiana	Ford - 20	Clifford - 119	Freiermuth - 7	Dotson - 94	Clifford - 119	Toney - 7
OHIO STATE	Clifford - 18	Ford - 36	Dotson - 8	Dotson - 144	Dotson - 144	Brooks - 11
MARYLAND	Clifford - 17	Ford - 36	Dotson - 9	Dotson - 123	Dotson - 134	Oweh - 10
at Nebraska	Levis - 18	Ford - 66	Freiermuth - 7	Freiermuth - 113	Freiermuth - 113	Oweh/Luketa - 9
IOWA	Levis - 15	Levis - 34	Dotson - 8	Dotson - 139	Dotson - 171	Wade - 10
at Michigan	Lee - 22	Lee - 134	Washington - 9	Washington - 93	Lee - 134	Brooks - 6
at Rutgers	Lee/Levis - 17	Lee - 95	Dotson/Lambert-Smith - 4	Dotson - 30	Lee - 95	Luketa - 10
MICHIGAN STATE						
B1G Champions Week						

## TURNOVERS BY GAME

## PENN STATE: 6 GAINED

TYPE	QTR	PLAYER	PLAYS/ YDS	1st DOWNS	RESULT
<b>INDIANA (2)</b>					
Fumble	2	Scott by Brooks	1/0	0	Missed FG
Interception	3	Wade off Penix	8/57	2	TD
<b>OHIO STATE (0)</b>					
-	-	-	-	-	-
<b>MARYLAND (0)</b>					
-	-	-	-	-	-
<b>NEBRASKA (1)</b>					
Interception	4	Smith off McCaffrey	14/37	3	TO on Downs
<b>IOWA (1)</b>					
Fumble	3	Wade by Petras	1/28	0	TD
<b>MICHIGAN (1)</b>					
Fumble	2	Hartlaub by Sainristil	8/22	2	FG
<b>RUTGERS (1)</b>					
Fumble	3	Luketa by Vedral	6/10	1	FG

## OPPONENT: 15 GAINED

TYPE	QTR	PLAYER	PLAYS/ YDS	1st DOWNS	RESULT
<b>INDIANA (3)</b>					
Interception	1	Williams off Clifford	9/22	2	FG
Interception	2	Johnson off Clifford	2/4	0	TD
Fumble	2	Levis by Johnson	2/-1	0	Fumble
<b>OHIO STATE (1)</b>					
Interception	4	Hooker off Clifford	4/4	0	Missed FG
<b>MARYLAND (3)</b>					
Fumble	3	Clifford by Campbell	0/0	0	TD Return
Interception	4	Bennett off Clifford	3/-1	0	Punt
Interception	4	Cross off Clifford	3/9	0	Punt
<b>NEBRASKA (2)</b>					
Interception	1	Britt off Clifford	6/10	1	FG
Fumble	2	Clifford by Williams	0/0	0	TD Return
<b>IOWA (4)</b>					
Fumble	2	VanValkenburg by Levis	8/41	2	TD
Fumble	3	VanValkenburg by Levis	12/54	4	TD
Interception	4	Golston off Clifford	6/17	1	FG
Interception	4	Nixon off Clifford	0/0	0	TD Return
<b>MICHIGAN (0)</b>					
-	-	-	-	-	-
<b>RUTGERS (2)</b>					
Fumble	2	Mason by Ford	3/-13	0	Punt
Interception	3	Izien off Clifford	9/36	2	TD



## TURNOVERS BY PLAYER

## FUMBLES

(#-Lost)	Total	at IND	OSU	UMD	at NEB	IOWA	at MICH	at RU	MSU	B1G
Levis, Will	4-3	1-1	-	DNP	-	3-2	-	-		
Clifford, Sean	2-2	-	-	1-1	1-1	-	-	-		
Ford, Devyn	2-1	-	-	-	-	-	DNP	2-1		

## FORCED FUMBLES

	Total	at IND	OSU	UMD	at NEB	IOWA	at MICH	at RU	MSU	B1G
Brooks, Ellis	2	1	-	-	-	-	-	1		
Dixon, Lance	1	-	1	-	-	-	-	-		
Toney, Shaka	1	-	-	-	-	1	-	-		

## FUMBLES RECOVERED

	Total	at IND	OSU	UMD	at NEB	IOWA	at MICH	at RU	MSU	B1G
Wade, Lamont	2	1	-	-	-	1	-	-		
Hartlaub, Drew	1	-	-	-	DNP	-	1	-		
Luketa, Jesse	1	-	-	-	-	-	-	1		

## INTERCEPTIONS

(#-Yards)	Total	at IND	OSU	UMD	at NEB	IOWA	at MICH	at RU	MSU	B1G
Smith, Brandon	1-0	-	-	-	1-0	-	-	-		
Wade, Lamont	1-0	1-0	-	-	-	-	-	-		

## SCORING BREAKDOWN

## PENN STATE DRIVES

**Totals:** 31 scoring drives (21 TD, 10 FG)  
**Special Teams/Defensive Touchdown:** None

## LONGEST DRIVES BY:

**Plays:** 16 Maryland (11/7)  
 14 Iowa (11/21)  
 14 at Nebraska (11/14)

**Yards:** 98 Maryland (11/7)  
 89 at Rutgers (12/5)

**Time:** 7:01 at Indiana (10/24)  
 6:20 at Nebraska (11/14)

## OPPONENT DRIVES

**Totals:** 26 scoring drives (18 TD, 8 FG)  
**Special Teams/Defensive Touchdown:**  
 Nixon 71-yard interception return vs. Iowa (11/21)  
 Campbell 34-yard fumble return vs. Maryland (11/7)  
 Williams 26-yard fumble return at Nebraska (11/14)

## LONGEST DRIVES BY:

**Plays:** 15 Ohio State (10/31)  
 12 4x, last Michigan (11/28)

**Yards:** 89 Ohio State (10/31)  
 78 Maryland (11/7)

**Time:** 6:22 Ohio State (10/31)  
 6:13 Iowa (11/21)

## LONG PLAY BREAKDOWN

## BY YARDAGE

## OFFENSE (32)

Yards	Type	Player(s)	Opponent
74	Pass	Freiermuth, Pat from Levis, Will	Nebraska
68*	Pass	Dotson, Jahan from Clifford, Sean	Iowa
60*	Pass	Dotson, Jahan from Clifford, Sean	Indiana
37	Pass	Dotson, Jahan from Clifford, Sean	Ohio State
36	Run	Holmes, Caziah	Nebraska
35*	Run	Clifford, Sean	Indiana
31	Run	Lee, Keyvone	Rutgers
31*	Run	Lee, Keyvone	Nebraska
31	Pass	Washington, Parker from Clifford, Sean	Ohio State
29*	Pass	Washington, Parker from Clifford, Sean	Rutgers
29	Run	Clifford, Sean	Michigan
28*	Run	Clifford, Sean	Michigan
28*	Pass	Strange, Brenton from Clifford, Sean	Iowa
24	Run	Lee, Keyvone	Michigan
24	Pass	Freiermuth, Pat from Clifford, Sean	Maryland
23	Run	Lee, Keyvone	Michigan
23*	Pass	Washington, Parker from Clifford, Sean	Maryland
23	Run	Ford, Devyn	Ohio State
22	Pass	Washington, Parker from Clifford, Sean	Michigan
22	Pass	Dotson, Jahan from Levis, Will	Iowa
21	Run	Lee, Keyvone	Rutgers
21	Pass	Dotson, Jahan from Levis, Will	Nebraska
21	Pass	George, Daniel from Clifford, Sean	Maryland
21*	Pass	Dotson, Jahan from Clifford, Sean	Ohio State
21	Pass	Dotson, Jahan from Clifford, Sean	Indiana
20	Pass	Dotson, Jahan from Clifford, Sean	Rutgers
20	Pass	Washington, Parker from Clifford, Sean	Michigan
20	Pass	Lambert-Smith, KeAndre from Levis, Will	Nebraska
20*	Pass	Dotson, Jahan from Clifford, Sean	Maryland
20*	Pass	Dotson, Jahan from Clifford, Sean	Ohio State
20	Pass	Dotson, Jahan from Clifford, Sean	Ohio State
20	Pass	Washington, Parker from Clifford, Sean	Ohio State

## DEFENSE (0)

Yards	Type	Player(s)	Opponent
-------	------	-----------	----------

## SPECIAL TEAMS (6)

Yards	Type	Player(s)	Opponent
28	KR	Ford, Devyn	Indiana
25	KR	Ford, Devyn	Maryland
21	PR	Dotson, Jahan	Nebraska
21	KR	Washington, Parker	Maryland
20	KR	Ford, Devyn	Nebraska
20	KR	Washington, Parker	Maryland

\* - touchdown scored on play

## LONG PLAY BREAKDOWN

## LONG PLAYS BY THE NUMBERS

## BY YARDAGE

Yards	No.	TD
100+	0	0
90-99	0	0
80-89	0	0
70-79	1	0
60-69	2	2
50-59	0	0
40-49	0	0
30-39	6	2
20-29	29	7

## BY TYPE

Type	No.	TD
Rushing	8	3
Passing	20	7
Punt returns	1	0
Kick returns	5	0
Interceptions	0	0
Fumble returns	0	0
Other	0	0
<b>TOTAL</b>	<b>34</b>	<b>10</b>

## PENN STATE (38 PLAYS)

Play	#	Long	Play	Opponent
Passing	22	74	Freiermuth, Pat from Levis, Will	Nebraska
Rushing	10	36	Holmes, Caziaiah	Nebraska
KR	6	28	Ford, Devyn	Indiana

Opp.	#	Long	Play	Type
Indiana	4	60*	Dotson, Jahan from Clifford, Sean	Pass
Ohio State	7	37	Dotson, Jahan from Clifford, Sean	Pass
Maryland	7	25	Ford, Devyn	Kick Return
Nebraska	7	74	Freiermuth, Pat from Levis, Will	Pass
Iowa	3	68*	Dotson, Jahan from Clifford, Sean	Pass
Michigan	6	29	Clifford, Sean	Run
Rutgers	4	31	Lee, Keyvone	Run

## 20+ YARD PLAYS BY PLAYER

Player	No.	TD	R	P	KR	PR	IR	FR
Clifford, Sean	3	2	3	0	0	0	0	0
Dotson, Jahan	12	5	0	11	0	1	0	0
Ford, Devyn	4	0	1	0	3	0	0	0
Freiermuth, Pat	2	0	0	2	0	0	0	0
George, Daniel	1	0	0	1	0	0	0	0
Holmes, Caziaiah	1	0	1	0	0	0	0	0
Lambert-Smith, K.	1	0	0	1	0	0	0	0
Lee, Keyvone	5	1	5	0	0	0	0	0
Strange, Brenton	1	1	0	1	0	0	0	0
Washington, Parker	8	2	0	6	2	0	0	0
<b>TOTAL</b>	<b>38</b>	<b>11</b>	<b>10</b>	<b>22</b>	<b>5</b>	<b>1</b>	<b>0</b>	<b>0</b>

## OPPONENTS (29 PLAYS)

Play	#	Long	Play	Opponent
Passing	14	62*	Jarrett, Rakim from Tagovailoa, Taulia	Maryland
Rushing	7	62	Wilson, Garrett	Ohio State
PR	2	25	Taylor-Britt, Cam	at Nebraska
KR	1	25	Smith-Marsette, Ihmir	Iowa
FUM	2	34	Campbell, Chance	Maryland
INT	2	71*	Nixon, Daviyon	Iowa
FG	1	34	Taylor-Britt, Cam	at Nebraska

Opp.	#	Long	Play	Type
at Indiana	2	21 (2x)	Fryfogle, Ty from Penix, Michael	Pass
			Taylor, Reese	PR
Ohio State	5	62	Wilson, Garrett	Rush
Maryland	6	62*	Jarrett, Rakim from Tagovailoa, Taulia	Pass
at Nebraska	8	55	Taylor-Britt, Cam	INT
Iowa	5	71*	Nixon, Daviyon	INT
at Michigan	3	59	Haskins, Hassan	Rush
at Rutgers	0	19	Melton, Bo from Vedral, Noah	Pass

\* - touchdown scored on play

## LONGEST PLAYS OF THE YEAR

## Rushing

36 Holmes, Caziaiah at Nebraska (11/14)

## Rushing Touchdown

35\* Clifford, Sean Indiana (10/24)

## Passing

74 Freiermuth, Pat from Levis, Will at Nebraska (11/14)

## Passing Touchdown

68\* Dotson, Jahan from Clifford, Sean Iowa (11/21)

## Kick Return

28 Ford, Devyn Indiana (10/24)

## Punt Return

21 Dotson, Jahan at Nebraska (11/14)

## Interception Return

5 Wade, Lamont Indiana (10/24)

## Fumble Return

2 Wade, Lamont Iowa (11/21)

## Punt

56 Stout, Jordan Ohio State (8/31)

## Field Goal

50 Stout, Jordan Ohio State (8/31)

\* - touchdown scored on play

# 60 2020 PENN STATE FOOTBALL

## OFFENSIVE STARTERS

OPPONENT	LT	LG	C	RG	RT	TE	QB	RB	WR	WR	WR
at Indiana	Walker	Miranda	Menet	Thorpe	Wallace	Freiermuth	Clifford	Cain	Fries*	Washington	Dotson
OHIO STATE	Walker	Miranda	Menet	Thorpe	Fries	Freiermuth	Clifford	Ford	George	Washington	Dotson
MARYLAND	Walker	Miranda	Menet	Thorpe	Fries	Freiermuth	Clifford	Ford	Lambert-Smith	Washington	Dotson
at Nebraska	Walker	Miranda	Menet	Fries	Wallace	Freiermuth	Clifford	Ford	George	Washington	Dotson
IOWA	Walker	Miranda	Menet	Fries	Wallace	Strange	Levis	Ford	Lambert-Smith	Washington	Dotson
at Michigan	Walker	Miranda	Menet	Fries	Wallace	Strange	Clifford	Lee	Johnson*	Washington	Dotson
at Rutgers	Walker	Miranda	Menet	Fries	Wallace	Strange	Clifford	Ford	Lambert-Smith	Washington	Dotson
MICHIGAN STATE											

\*Started at the tight end position

## DEFENSIVE STARTERS

OPPONENT	DE	DT	DT	DE	SLB	MLB	WLB	CB	FS	SS	CB
at Indiana	Toney	Shelton	Mustipher	Oweh	Smith	Brooks	Luketa	Castro-Fields	Brisker	Wade	Porter Jr.
OHIO STATE	Toney	Shelton	Mustipher	Oweh	Smith	Brooks	Dixon	Castro-Fields	Brisker	Wade	Porter Jr.
MARYLAND	Toney	Shelton	Mustipher	Oweh	Smith	Brooks	Luketa	Castro-Fields	Brisker	Wade	Porter Jr.
at Nebraska	Toney	Shelton	Mustipher	Oweh	Smith	Brooks	Luketa	Ellis	Brisker	Wade	Porter Jr.
IOWA	Toney	Shelton	Mustipher	Oweh	Smith	Brooks	Luketa	Ellis	Brisker	Wade	Porter Jr.
at Michigan	Toney	Shelton	Mustipher	Oweh	Smith	Brooks	Luketa	Wilson	Brisker	Wade	Porter Jr.
at Rutgers	Toney	Shelton	Mustipher	Oweh	Smith	Brooks	Luketa	Ellis	Brisker	Wade	Porter Jr.
MICHIGAN STATE											

## CAREER STARTS

Player	'17	'18	'19	'20	Total
Fries, Will (OL)	9	11	13	7	40
Menet, Michal (OL)	-	12	13	7	32
Freiermuth, Pat (TE)	-	9	13	4	26
Dotson, Jahan (WR)	-	4	13	7	24
Shelton, Antonio (DT)	-	1	12	7	20
Toney, Shaka (DE)	-	-	13	7	20
Wade, Lamont (S)	-	-	13	7	20
Walker, Rasheed (OL)	-	-	13	7	20
Clifford, Sean (QB)	-	-	12	6	18
Castro-Fields, Tariq (CB)	-	2	12	3	17
Miranda, Mike (OL)	-	1	8	7	16
Brown, Journey (RB)	-	-	10	-	10
Thorpe, C.J. (OL)	-	-	5	3	8
Luketa, Jesse (LB)	-	-	2	6	8
Mustipher, PJ (DT)	-	-	1	7	8
Oweh, Jayson (DE)	-	-	1	7	8
Brisker, Jaquan (S)	-	-	-	7	7
Brooks, Ellis (LB)	-	-	-	7	7
Porter Jr., Joey (CB)	-	-	-	7	7
Smith, Brandon (LB)	-	-	-	7	7
Washington, Parker (WR)	-	-	-	7	7
George, Daniel (WR)	-	-	4	2	6

Player	'17	'18	'19	'20	Total
Ford, Devyn (RB)	-	-	-	5	5
Wallace, Caedan (OL)	-	-	-	5	5
Ellis, Keaton (CB)	-	-	1	3	4
Lambert-Smith, KeAndre (WR)	-	-	-	3	3
Strange, Brenton (TE)	-	-	-	3	3
Cain, Noah (RB)	-	-	1	1	2
Levis, Will (QB)	-	-	1	1	2
Dixon, Lance (LB)	-	-	-	1	1
Hansard, Fred (DT)	-	1	-	-	1
Johnson, Theo (TE)	-	-	-	1	1
Lee, Keyvone (RB)	-	-	-	1	1
Sullivan-Brown, Cam (WR)	-	1	-	-	1
Sutherland, Jonathan (S)	-	1	-	-	1
Wilson, Marquis (CB)	-	-	-	1	1

\* Started two games in 2015

## THE LAST TIME...

## PENN STATE

100+ Yards Rushing:	134, Keyvone Lee at Michigan, 2020
150+ Yards Rushing:	202, Journey Brown vs. Memphis, 2019 ~
200+ Yards Rushing:	202, Journey Brown vs. Memphis, 2019 ~
300+ Yards Rushing:	327, Larry Johnson at Indiana, 2002
30-34 Rushing Attempts:	33, Saquon Barkley at Indiana, 2016
35+ Rushing Attempts:	35, Zach Zwinak vs. Nebraska, 2013
Three Touchdowns Rushing:	Journey Brown vs. Rutgers, 2019
Four Touchdowns Rushing:	Saquon Barkley at Pittsburgh, 2016
Five Touchdowns Rushing:	Ki-Jana Carter vs. Michigan State, 1994
60+ Yard Run:	85, Journey Brown vs. Pittsburgh, 2019
70+ Yard Run:	85, Journey Brown vs. Pittsburgh, 2019
80+ Yard Run:	85, Journey Brown vs. Pittsburgh, 2019
90+ Yard Run:	92, Saquon Barkley vs. Washington, 2017 @
Two Players Rush For 100 Yards:	Will Levis (108) & Journey Brown (103) vs. Rutgers, 2019
QB/RB Rush For 100 Yards:	Will Levis (108) & Journey Brown (103) vs. Rutgers, 2019
Four Rushing TD in One Quarter:	vs. UMass, 2014 (2nd; Belton [2], Zwinak [2])
300+ Yards Passing:	340, Sean Clifford vs. Maryland, 2020
350+ Yards Passing:	398, Sean Clifford at Maryland, 2019
400+ Yards Passing:	454, Christian Hackenberg vs. UCF, 2014 #
20-24 Pass Completions:	24, Sean Clifford at Indiana, 2020
25-29 Pass Completions:	27, Sean Clifford vs. Maryland, 2020
30-34 Pass Completions:	32, Trace McSorley vs. Washington, 2017 @
35+ Pass Completions:	35, Matt McGloin vs. Northwestern, 2012
30-39 Pass Attempts:	31, Will Levis at Nebraska, 2020
40-49 Pass Attempts:	43, Sean Clifford at Minnesota, 2019
50+ Pass Attempts:	57, Sean Clifford vs. Maryland, 2020
Four Touchdown Passes:	Sean Clifford at Michigan State, 2019
Five Touchdown Passes:	Rashard Casey vs. Louisiana Tech, 2000
Four Interceptions Thrown:	Zack Mills at Boston College, 2004
300+ Yards Total Offense:	366 (340 P, 26 R), Sean Clifford vs. Maryland, 2020
350+ Yards Total Offense:	366 (340 P, 26 R), Sean Clifford vs. Maryland, 2020
400+ Yards Total Offense:	452 (398 P, 54 R), Sean Clifford at Maryland, 2019
450+ Yards Total Offense:	452 (398 P, 54 R), Sean Clifford at Maryland, 2019
100+ Yards Receiving:	139, Jahan Dotson vs. Iowa, 2020
150+ Yards Receiving:	187, Chris Godwin vs. USC, 2016 ^
200+ Yards Receiving:	216, Deon Butler vs. Northwestern, 2006
Two Players w/ 100 Yards Receiving:	KJ Hamler (119) & Pat Freiermuth (101) at Minnesota, 2019
Two Players w/ 150 Yards Receiving:	Geno Lewis (173) & DaeSean Hamilton (165) vs. UCF, 2014 #
Back-to-Back 100 Yards Receiving Games:	Jahan Dotson, 2020 (144 vs. Ohio State; 123 vs. Maryland)
Three Straight 100-Yard Receiving Games:	Allen Robinson, 2013 (133 vs. Syracuse; 129 vs. Eastern Michigan; 143 vs. UCF)
10+ Receptions:	12, Saquon Barkley at Iowa, 2017
50+ Yard Reception:	74, Pat Freiermuth from Will Levis at Nebraska, 2020
60+ Yard Reception:	68, Jahan Dotson vs. Iowa, 2020
70+ Yard Reception:	74, Pat Freiermuth from Will Levis at Nebraska, 2020
80+ Yard Reception:	93, KJ Hamler from Trace McSorley vs. Ohio State, 2018
Three Touchdowns Receiving:	Jahan Dotson vs. Ohio State, 2020
Four Touchdowns Receiving:	Bobby Engram vs. Minnesota, 1993
150+ All-Purpose Yards:	171 (139 Rec, 32 PR), Jahan Dotson vs. Iowa
200+ All-Purpose Yards:	216 (202 Rush, 7 Rec, 7 KR), Journey Brown vs. Memphis, 2019 ~
250+ All-Purpose Yards:	358 (211 Rush, 94 Rec, 53 KR), Saquon Barkley at Iowa, 2017 (SR)
300+ All-Purpose Yards:	358 (211 Rush, 94 Rec, 53 KR), Saquon Barkley at Iowa, 2017 (SR)
Five Touchdowns Scored:	5 (4 rushing, 1 receiving), Saquon Barkley at Pittsburgh, 2016
Kickoff Return For Touchdown:	97, Saquon Barkley at Ohio State , 2017
Rushing, Receiving & Kickoff Return TD in a game:	Derrick Williams vs. Illinois, 2008
100-Yard Kickoff Return:	100, Chaz Powell vs. Youngstown State, 2010
Punt Return For Touchdown:	39, DeAndre Thompkins at Pittsburgh, 2018
80-Yard Punt Return:	81, Bryant Johnson vs. Michigan State, 2002
Zero Punts in a Game:	Purdue, 2013
Multiple Interceptions:	2, Trevor Williams at Rutgers, 2014
90-Yard Interception Return:	99, Michael Mauti at Illinois, 2012
Interception Return For Touchdown:	36, John Reid vs. Buffalo, 2019
Five Interceptions in a Game (Team):	at Rutgers, 2014
Multiple Forced Fumbles:	3, Lamont Wade, at Ohio State, 2019
Fumble Return For Touchdown (Defense):	9 yards, Torrence Brown at Indiana, 2016 (forced by Brandon Bell)
Fumble Return For Touchdown (Special Teams):	14 yards, Nick Scott vs. Indiana, 2017 (forced by Irvin Charles)
Blocked Field Goal:	Shaka Toney at Michigan State, 2019
Blocked Field Goal For Touchdown:	60 yards, Grant Haley vs. Ohio State, 2016 (Marcus Allen block)
Blocked Extra Point:	Parker Cothren at Northwestern, 2015
Blocked Punt:	Journey Brown vs. Buffalo, 2019
Two Blocked Punts:	Jonathan Sutherland vs. Idaho, 2019
Blocked Punt For Touchdown:	0 yards, Michael Yancich vs. Ohio State, 2012 (Mike Hull block)
Safety:	Team (holding in the end zone) at Pittsburgh, 2018
Two-Point Conversion Attempt:	Sean Clifford (Pass Failed) vs. Maryland, 2020
Two-Point Conversion:	Sean Clifford to Pat Freiermuth (Pass) vs. Memphis, 2019 ~
50-Yard Field Goal:	50, Jordan Stout vs. Ohio State, 2020
Four Field Goals:	Tyler Davis at Rutgers, 2016
Five Field Goals:	Collin Wagner vs. Temple, 2010

## OPPONENT

100+ Yards Rushing:	101, Hassan Haskins, Michigan, 2020
150+ Yards Rushing:	185, Jonathan Taylor, Wisconsin, 2018
200+ Yards Rushing:	203, BenJarvus Green-Ellis, Indiana, 2003
30-34 Rushing Attempts:	30, Jeremy Langford, Michigan State, 2014
35+ Rushing Attempts:	44, Mike Hart, Michigan, 2007 (OR)
Three Touchdowns Rushing:	Trevor Siemian, Northwestern, 2014
Four Touchdowns Rushing:	Montee Ball, Wisconsin, 2011
50+ Yard Run:	59, Hassan Haskins, Michigan, 2020
60+ Yard Run:	62, Garrett Wilson, Ohio State, 2020
70+ Yard Run:	71, Jonathan Taylor, Wisconsin, 2018
Two Players Rush For 100 Yards:	Rodney Smith (104) & Shannon Brooks (100), Minnesota, 2016
300+ Yards Passing:	318, Justin Fields, Ohio State, 2020
400+ Yards Passing:	400, Brian Lewerke, Michigan State, 2017
500+ Yards Passing:	532, Case Keenum, Houston, 2011 (OR) *
25-29 Pass Completions:	28, Justin Fields, Ohio State, 2020
30-44 Pass Completions:	33, Brian Lewerke, Michigan State, 2017
45+ Pass Completions:	45, Case Keenum, Houston, 2011 (OR) *
30-39 Pass Attempts:	30, Noah Verdaj, Rutgers, 2020
40-49 Pass Attempts:	49, Nate Stanley, Iowa, 2018
50+ Pass Attempts:	52, Brian Lewerke, Michigan State, 2018
60+ Pass Attempts:	61, Brian Hoyer, Michigan State, 2006
Four Touchdown Passes:	4, Justin Fields, Ohio State, 2020
Five Touchdown Passes:	Sam Darnold, USC, 2016 ^
Four Interceptions Thrown:	P.J. Walker, Temple, 2014
Five Interceptions Thrown:	Gary Nova, Rutgers, 2014
300+ Yards Total Offense:	314 (318 P, -4 R), Justin Fields, Ohio State, 2020
400+ Yards Total Offense:	425 (400 P, 25 R), Brian Lewerke, Michigan State, 2017
500+ Yards Total Offense:	542 (532 P, 10 R), Case Keenum, Houston, 2011 (OR) *
100+ Yards Receiving:	144, Rakeem Jarrett, Maryland, 2020
150+ Yards Receiving:	185, Stanley Morgan, Nebraska, 2017
200+ Yards Receiving:	228, Patrick Edwards, Houston, 2011 *
10+ Receptions:	11, Garrett Wilson, Ohio State, 2020
50+ Yard Reception:	62, Rakim Jarrett from Taulia Tagovailoa, Maryland 2020
70+ Yard Reception:	70, Akrum Wadley from Nate Stanley, Iowa, 2017
80+ Yard Reception:	80, Dominique Barnes from Kurt Hess, Youngstown State, 2010
90+ Yard Reception:	99, Thomas Lewis from John Paci, Indiana, 1993
Three Touchdown Receptions:	Deonta Burnett, USC, 2016 ^
Kickoff Return For Touchdown:	100, Darrynton Evans, Appalachian State, 2018
90-Yard Kickoff Return:	100, Darrynton Evans, Appalachian State, 2018
100-Yard Kickoff Return:	100, Darrynton Evans, Appalachian State, 2018
Punt Return For Touchdown:	58, Lynn Bowden Jr., Kentucky, 2018~
70-Yard Punt Return:	75, Venric Mark, Northwestern, 2012
80-Yard Punt Return:	87, Willie Reid, Florida State, 2005 !
Multiple Interceptions:	2, David Dowell, Michigan State, 2017
Interception Return For Touchdown:	62, Brandon Watson, Michigan, 2018
Fumble Return For Touchdown:	26, Williams, Deontai, Nebraska, 2020
Blocked Punt:	Dominique Dafney, Iowa, 2018
Blocked Punt For Touchdown:	27, Larentee McCray, Florida, 2011 \$
Blocked Field Goal:	Isaiah Loudermilk, Wisconsin, 2018
Blocked Extra Point:	Brandon Wilson, Indiana, 2018
Safety:	2, Team (blocked punt, snap out of the end zone on punt), Iowa, 2018
Two Safeties:	Team (blocked punt, snap out of the end zone on punt), Iowa, 2018
Defensive Extra Point:	99, D.J. Johnson, Iowa, 2002
50-Yard Field Goal:	50, Derek Dimke, Illinois, 2010
Four Field Goals:	Michael Geiger, Michigan State, 2016

& - Big Ten Championship Game | # - Croke Park Classic (Dublin, Ireland) | ! - Orange Bowl  
 \$ - Outback Bowl | ^ - Rose Bowl | \* - TicketCity Bowl | % - Pinstripe Bowl | @ - PlayStation Fiesta Bowl  
 + - VRBO Citrus Bowl | ~ - Goodyear Cotton Bowl

(SR) - School Record | (OR) - Opponent Record

# 62 2020 PENN STATE FOOTBALL

## PARTICIPATION CHART

	GP/GS	at IND	OSU	UMD	at NEB	IOWA	at MICH	at RU	MSU	BIG
51 Beamon, Hakeem	6/-	P	P	P	P	P	P	P	-	-
1 Brisker, Jaquan	7/7	ST	ST	ST	ST	ST	ST	ST	ST	ST
13 Brooks, Ellis	7/7	ST	ST	ST	ST	ST	ST	ST	ST	ST
16 Brown, Ji'Ayir	7/-	P	P	P	P	P	P	P	P	P
30 Bruno, Joseph	6/-	P	P	-	P	P	P	P	P	P
21 Cain, Noah	2/1	ST	-	-	-	-	-	-	P	-
5 Castro-Fields	3/3	ST	ST	ST	-	-	-	-	-	-
90 Checa, Rafael	5/-	P	P	-	P	-	P	P	P	-
50 Chizmar, Max	5/-	P	-	P	-	P	P	P	P	-
14 Clifford, Sean	7/6	ST	ST	ST	ST	P	ST	ST	ST	ST
77 Culpepper, Judge	7/-	P	P	P	P	P	P	P	P	P
10 Dixon, Lance	7/1	P	ST	P	P	P	P	P	P	P
5 Dotson, Jahan	7/7	ST	ST	ST	ST	ST	ST	ST	ST	ST
39 Dwyer, Robbie	1/-	-	-	-	-	-	-	-	P	-
72 Effner, Bryce	6/-	-	P	P	P	P	P	P	P	-
91 Ellies, Dvon	1/-	-	-	-	-	-	-	-	P	-
2 Ellis, Keaton	4/3	P	-	-	ST	ST	-	ST	-	ST
28 Ford, Devyn	6/5	P	ST	ST	ST	ST	ST	-	ST	ST
93 Forrest, Levi	2/-	-	P	P	-	-	-	-	-	-
87 Freiermuth, Pat	4/4	ST	ST	ST	ST	ST	-	-	-	-
71 Fries, Will	7/7	ST	ST	ST	ST	ST	ST	ST	ST	ST
11 George, Daniel	7/2	P	ST	P	ST	P	P	P	P	P
19 Gordon, Trent	3/-	P	P	P	-	-	-	-	-	-
53 Hansard, Fred	6/-	P	P	P	P	P	-	P	-	P
25 Hardy, Daequan	7/-	P	P	P	P	P	P	P	P	P
37 Hartlaub, Drew	6/-	P	P	P	-	P	P	P	P	P
26 Holmes, Caziaah	7/-	P	P	P	P	P	P	P	P	P
75 Holmes, Des	3/-	P	P	P	-	-	-	-	-	-
20 Isaac, Adisa	7/-	P	P	P	P	P	P	P	P	P
99 Izzard, Coziah	1/-	-	-	-	-	-	-	-	P	-
23 Jacobs, Curtis	7/-	P	P	P	P	P	P	P	P	P
84 Johnson, Theo	5/1	P	-	-	P	P	ST	P	P	P
10 Jones, TJ	5/-	-	-	P	P	P	P	P	P	P
45 Katshir, Charlie	3/-	-	P	P	P	-	-	-	-	-
82 Kuntz, Zack	5/-	P	P	P	-	-	P	P	P	-
13 Lambert-Smith, KeAndre	7/3	P	P	ST	P	ST	P	ST	ST	ST
24 Lee, Keyvone	7/1	P	P	P	P	P	ST	ST	P	P
7 Levis, Will	6/1	P	P	-	P	ST	P	P	P	P
40 Luketa, Jesse	7/6	ST	P	ST	ST	ST	ST	ST	ST	ST
85 Lutz, Isaac	7/-	P	P	P	P	P	P	P	P	P
62 Menet, Michal	7/7	ST	ST	ST	ST	ST	ST	ST	ST	ST
73 Miranda, Mike	7/7	ST	ST	ST	ST	ST	ST	ST	ST	ST
97 Mustipher, PJ	7/7	ST	ST	ST	ST	ST	ST	ST	ST	ST
28 Oweh, Jayson	7/7	ST	ST	ST	ST	ST	ST	ST	ST	ST
92 Pinegar, Jake	7/-	P	P	P	P	P	P	P	P	P
9 Porter, Joey	7/7	ST	ST	ST	ST	ST	ST	ST	ST	ST
21 Rudolph, Tyler	3/-	-	P	P	-	-	-	-	P	-
70 Scruggs, Juice	5/-	-	-	P	P	P	P	P	P	P
55 Shelton, Antonio	7/7	ST	ST	ST	ST	ST	ST	ST	ST	ST
34 Simmons, Shane	7/-	P	P	P	P	P	P	P	P	P
12 Smith, Brandon	7/7	ST	ST	ST	ST	ST	ST	ST	ST	ST
91 Stoll, Chris	7/-	P	P	P	P	P	P	P	P	P
98 Stout, Jordan	7/-	P	P	P	P	P	P	P	P	P
86 Strange, Brenton	7/3	P	P	P	P	ST	ST	ST	ST	ST
6 Sullivan-Brown, Cam	6/-	-	P	P	P	P	P	P	P	-
0 Sutherland, Jonathan	7/-	P	P	P	P	P	P	P	P	P
46 Tarburton, Nick	6/-	P	P	P	P	P	P	P	P	-
69 Thorpe, C.J.	6/3	ST	ST	ST	P	P	P	-	-	-
18 Toney, Shaka	7/7	ST	ST	ST	ST	ST	ST	ST	ST	ST
56 Vanover, Amin	1/-	-	-	-	-	-	-	-	P	-
92 Vilbert, Smith	2/-	-	-	P	-	-	-	-	P	-
38 Wade, Lamont	7/7	ST	ST	ST	ST	ST	ST	ST	ST	ST
53 Walker, Rasheed	7/7	ST	ST	ST	ST	ST	ST	ST	ST	ST
79 Wallace, Caedan	7/5	ST	P	P	ST	ST	ST	ST	ST	ST
44 Warren, Tyler	1/-	-	-	-	-	P	-	-	-	-
3 Washington, Parker	7/7	ST	ST	ST	ST	ST	ST	ST	ST	ST
55 Whigan, Anthony	7/-	P	P	P	P	P	P	P	P	P
84 Wilson, Benjamin	5/-	-	-	P	P	P	P	P	P	P
8 Wilson, Marquis	7/1	P	P	P	P	P	ST	P	P	P
77 Wormley, Sal	1/-	-	-	-	-	-	-	-	P	-