

GAME #4

898 WINS (8th in Nation)

50 BOWL GAMES (T-9th in Nation)

30 BOWL WINS (T-4th in Nation)

101 FIRST-TEAM ALL-AMERICANS



VS.



Lincoln, Neb.

Memorial Stadium (90,000)

Series: Nebraska, 9-8

Last Meeting: Penn State, 56-44

November 18, 2017 - Beaver Stadium



PENN STATE
NITTANY LIONS

0-3, 0-3 Big Ten
H: 0-2, A: 0-1, N: 0-0

Head Coach: James Franklin (East Stroudsburg '95)
Record at Penn State (7th season): 56-26 (.683)
Career Record (10th season): 80-41 (.661)
vs. Nebraska: 1-0

SCHEDULE/RESULTS

Date	Time	Location	Score	TV
10.24	8/7	at RV/RV Indiana *	L, 35-36 (OT)	FS1
10.31	18/17	3/3 Ohio State *	L, 25-38	ABC
11.7	RV/RV	Maryland *	L, 19-35	BTN
11.14		at Nebraska *	noon	FS1
11.21		Iowa *		
11.28		at Michigan *		
12.5		at Rutgers *		
12.12		Michigan State *		
12.19		Big Ten Champions Week		

* - B1G game Rankings: AP/Coaches



PxP: Brian Custer
Analyst: Robert Smith

PxP: Steve Jones
Analyst: Jack Ham
Local: 99.5 & 103.7 FM/1450 AM
Web: GoPSUsports.com
Sirius/XM/Internet: /384/974

BY THE NUMBERS

1,800

Combined all-time wins for Nebraska (902) and Penn State (898)

361

Receiving yards for Jahan Dotson in the first three games, which are the most by a PSU player since 2014 (Geno Lewis; 380)

100

Combined points scored by Penn State (56) and Nebraska (44) in their last meeting in 2017

3

TDs in three games for true freshman WR Parker Washington

NEBRASKA
CORNHUSKERS

0-2, 0-2 Big Ten
H: 0-0, A: 0-2, N: 0-0

Head Coach: Scott Frost (Nebraska '97)
Record at Nebraska (3rd season): 9-17 (.346)
Career Record (5th season): 28-24 (.538)
vs. Penn State: First Meeting

SCHEDULE/RESULTS

Date	Time	Location	Score	TV
10.24	-/RV	at 5/5 Ohio State	L, 17-52	FOX
10.31		9/11 Wisconsin	Canceled	
11.7		at RV/RV Northwestern	L, 13-21	BTN
11.14		Penn State	noon	FS1
11.21		Illinois		
11.28		at Iowa		
12.5		at RV/RV Purdue		
12.12		Minnesota		
12.19		Big Ten Champions Week		

* - B1G game Rankings: AP/Coaches

INSIDE THE GAME

PENN STATE TRAVELS TO NEBRASKA

- OPENING KICK:** Penn State travels to Lincoln for the first time since 2012 to face Nebraska Saturday afternoon in Memorial Stadium. The storied programs are meeting for the fifth time as Big Ten foes. Coverage is set to start at noon ET on FS1.
- WINNING TRADITIONS:** This is the 18th all-time meeting between Nebraska (902 wins) and Penn State (898 wins), the seventh- and eighth-winningest programs in the FBS. The teams last met in 2017 and are next scheduled to face each other in 2024.
- DOTSON BREAKS OUT:** WR **Jahan Dotson** leads the Big Ten and ranks 23rd in the FBS with five receiving touchdowns this season, and also leads the Big Ten with 361 receiving yards. Dotson is one of three in the FBS this season to total at least 350 receiving yards and five receiving touchdowns in the first three games and the first Big Ten player to do so since at least 2000.
- SACKS LEADERS:** Penn State ranks third in the Big Ten averaging 2.7 sacks per game. Its eight sacks have been made by six different Nittany Lions. Penn State (228 sacks) only trails Alabama (233 sacks) and Clemson (273 sacks) in sacks since 2015.
- YOUTH MOVEMENT:** Penn State is one of the youngest teams in the country with 81 underclassmen (31 true freshmen, 24 redshirt freshmen, 26 sophomores) to just 10 players in their final year of eligibility. Freshman receivers KeAndre Lambert-Smith and Parker Washington both started for the Nittany Lions against Maryland last week, marking the first time two true freshman receivers started for Penn State since Saeed Blacknall and Chris Godwin at Michigan in 2014.
- THE OPPOSITION:** Nebraska is playing its home opener after its Oct. 31 game against Wisconsin was canceled. The Huskers have started the year 0-2 on the road with a loss at Ohio State to open the season and a loss at Northwestern last week. Nebraska's rushing attack ranks second in the Big Ten with 217 yards per game.

BREAKDOWN

Category	Penn State	Nebraska
RUSHING	Penn State: Devyn Ford 37 for 141 yds (47.0), 1 TD Nebraska: Adrian Martinez 26 for 187 yds (93.5), 1 TD	
PASSING	Penn State: Sean Clifford 69-of-122, 859 yds (286.3), 9 TD/5 INT Nebraska: Adrian Martinez 24-of-42, 230 yds (115.0), 0 TD/1 INT	
RECEIVING	Penn State: Jahan Dotson 21 for 361 yds (120.3), 5 TD Nebraska: Wan'Dale Robinson 10 for 81 yds (40.5)	
DEFENSE	Penn State: Ellis Brooks 23 tkls, 3.5 TFL, 1 FF Nebraska: Myles Farmer 4 tkls, 2 INT	

RANKINGS COMPARISON

PSU	FBS	Conf	Stat	Conf	FBS	NEB
45.7	34	5	3rd Down Offense Pct.	13	111	30.8
50.0	106	12	3rd Down Defense Pct.	13	111	51.7
56.6	95	12	Completion Pct.	8	59	61.5
16.4	102	7	Kick Return Avg.	8	103	16.3
286.3	29	5	Passing Offense	11	98	189.0
256.7	87	10	Passing Defense	5	48	222.5
11.0	26	5	Punt Return Avg.	14	123	-1.5
81.8	50	6	Red Zone Defense	10	86	88.9
61.5	119	13	Red Zone Offense	12	110	66.7
124.0	31	4	Rushing Defense	10	79	181.5
129.3	93	10	Rushing Offense	2	21	217.0
36.3	95	10	Scoring Defense	11	96	36.5
26.3	84	11	Scoring Offense	13	116	15.0
2.7	40	3	Team Sacks	8	63	2.0
32:19	32	5	Time of Possession	8	69	29:36
380.7	45	7	Total Defense	8	60	404.0
415.7	53	7	Total Offense	8	63	406.0
-5	116	13	Turnover Margin	10	88	-1

TABLE OF CONTENTS

Page 2 Quick Facts/National Polls/This Day in History
Page 3 B1G/Media Info
Page 4-6 Head Coach James Franklin
Page 7 Nebraska Series History
Page 8 Nebraska Notes
8 National Nits/GameDay Streaks
Page 9 Highlights
9 At the Start/Nittany Lions in the NFL
Page 10-11 Offense Notes
10 Winningest Programs
11 Season Honors/Coaching Staff POTW

Page 12 Defense Notes/Special Teams Notes
12 Coaching Staff Notes
Page 12-16 Season Notes
13 Virtual Valley
14 Preseason Honors
15 Medical Protocols
16 NFL/Future Schedules
Page 17 Depth Chart/Pronunciations/Asst. Coaches
Page 18-19 Numerical Roster
Page 20-21 Alphabetical Roster
Page 22-25 Records Watch

Page 26-28 Game Recaps
Page 29-38 Player Bios
Page 39-41 Season Statistics
Page 42-50 Game-by-Game Statistics
Page 51-52 Long Plays
Page 53 Start Chart
Page 54 The Last Time...
Page 55 Participation Chart

2 2020 PENN STATE FOOTBALL

PROGRAM NOTES

SUSTAINED EXCELLENCE

Penn State and Wisconsin are the only Big Ten teams to have posted a winning season the last 15 consecutive years. Penn State is one of five teams (Penn State, Boise State, LSU, Oklahoma, Wisconsin) in the Football Bowl Subdivision (FBS) to have a winning record each of the last 15 years. Penn State holds the FBS record for most consecutive seasons without a losing record at 49 (1939-87). (ESPN Stats & Info)

ACADEMIC EXCELLENCE

A total of 480 of Penn State football student-athletes, including 28 in 2018, have earned Academic All-Big Ten honors since 1993 for owning at least a 3.0 grade point average and being a letterwinner.

ONE OF NATION'S TOUGHEST HOME VENUES

Penn State owns a superlative 297-76 (.796) record inside Beaver Stadium, the nation's second-largest facility, which opened in 1960 and has a capacity of 106,572.

QUICK FACTS

UNIVERSITY

NAME The Pennsylvania State University
LOCATION University Park, Pa.
FOUNDED 1855
ENROLLMENT 45,901 (UP Overall)
NICKNAME Nittany Lions
COLORS Blue & White
CONFERENCE Big Ten
DIVISION NCAA Division I
STADIUM Beaver Stadium (106,572)
STADIUM SURFACE Natural Grass
PRESIDENT Dr. Eric Barron
V.P. FOR INTERCOLLEGIATE ATHLETICS Sandy Barbour
HEAD COACH James Franklin (7th Season)
FOOTBALL OFFICE 814-865-0412
TICKET OFFICE 1-800-NITTANY

FOOTBALL HISTORY

FIRST YEAR 1887
ALL-TIME RECORD (134th Season) 898-396-42 (.688)
 8th in victories
ALL-TIME BIG TEN RECORD (28th Season) 140-83 (.628)
ALL-TIME BOWL RECORD 30-18-2 (.612)
 T-4th in bowl victories
YEARS IN POSTSEASON PLAY 50
 T-9th in bowl appearances
BEAVER STADIUM RECORD 297-76 (.796)

ASSISTANT COACHES

KIRK CIARROCCA Temple; 1990
 Offensive Coordinator/Quarterbacks (1st Season)
BRENT PRY Buffalo; 1993
 Defensive Coordinator/Linebackers (7th Season)
JOE LORIG Western Oregon; 1995
 Special Teams Coordinator/Outside Linebackers (2nd Season)
TIM BANKS Central Michigan; 1995
 Co-Defensive Coordinator/Safeties (5th Season)
TYLER BOWEN Maryland; 2010
 Co-Offensive Coordinator/
 Offensive Recruiting Coordinator/Tight Ends (3rd Season)
JOHN SCOTT JR. Western Carolina; 2000
 Defensive Line (1st Season)
JA'UAN SEIDER West Virginia; 2000
 Run Game Coordinator/Running Backs Coach (3rd Season)
TERRY M. SMITH Penn State; 1991
 Assistant Head Coach/
 Defensive Recruiting Coordinator/Cornerbacks (7th Season)
TAYLOR STUBBLEFIELD Purdue; 2004
 Wide Receivers (1st Season)
PHIL TRAUTWEIN Florida; 2007
 Offensive Line (1st Season)
DWIGHT GALT Maryland; 1981
 Assistant AD of Performance Enhancement (7th Season)

NATIONAL POLLS

PENN STATE IN THE POLLS

Date	CFP	AP	COACHES
Preseason	N/A	7	7
Week 3 (9/13)	N/A	*	*
Week 4 (9/20)	N/A	*	*
Week 5 (9/27)	N/A	10	10
Week 6 (10/4)	N/A	9	8
Week 7 (10/11)	N/A	9	8
Week 8 (10/18)	N/A	8	7
Week 9 (10/25)	N/A	18	17
Week 10 (11/1)	N/A	RV	RV
Week 11 (11/8)	N/A	-	-
Week 12 (11/15)	N/A	-	-
Week 13 (11/22, 24)	-	-	-
Week 14 (11/29, 12/1)	-	-	-
Week 15 (12/6, 8)	-	-	-
Week 16 (12/13, 15)	-	-	-
Week 17 (12/20)	-	-	-

*Did not appear when season was initially postponed

AP (Week 11)

1. Alabama (59)	6-0	1547
2. Notre Dame (2)	7-0	1464
3. Ohio State (1)	3-0	1449
4. Clemson	7-1	1355
5. Texas A&M	5-1	1223
6. Florida	4-1	1213
7. Cincinnati	6-0	1208
8. BYU	8-0	1101
9. Miami	6-1	958
10. Indiana	3-0	956
11. Oregon	1-0	948
12. Georgia	4-2	861
13. Wisconsin	1-0	852
14. Oklahoma State	5-1	762
15. Coastal Carolina	7-0	551
16. Marshall	6-0	534
17. Iowa State	5-2	491
18. Oklahoma	5-2	467
19. SMU	7-1	456
20. USC	1-0	395
21. Texas	5-2	265
22. Liberty	7-0	260
23. Northwestern	3-0	250
24. Auburn	4-2	184
25. Louisiana	6-1	118

Others receiving votes: North Carolina 85, Army 54, Tulsa 47, Utah 33, Washington 21, Arizona State 11, Purdue 8, Wake Forest 6, Boise State 5, Appalachian State 5, Maryland 3, California 3, Nevada 1

2020 Opponents in bold

COLLEGE FOOTBALL PLAYOFF

Rankings will be issued five times in 2020, including Selection Day, Sunday, December 20. The dates will be as follows:

- Tuesday, November 24 (7 p.m.)
- Tuesday, December 1 (7 p.m.)
- Tuesday, December 8 (7 p.m.)
- Tuesday, December 15 (7 p.m.)
- Sunday, December 20 - Selection Day (Noon)
- For more information on rankings, the selection committee protocol and voting process, visit collegefootballplayoff.com.

AMWAY COACHES (Week 11)

1. Alabama (55)	6-0	1542
2. Notre Dame (4)	7-0	1461
3. Ohio State (3)	3-0	1443
4. Clemson	7-1	1340
5. Florida	4-1	1230
6. Texas A&M	5-1	1229
7. Cincinnati	6-0	1172
8. BYU	8-0	1112
9. Miami	6-1	995
10. Indiana	3-0	901
11. Georgia	4-2	840
12. Oregon	1-0	828
13. Oklahoma State	5-1	823
14. Wisconsin	1-0	778
15. Marshall	6-0	534
16. Iowa State	5-2	530
17. Coastal Carolina	7-0	495
18. Oklahoma	5-2	476
19. SMU	7-1	448
20. USC	1-0	334
21. Auburn	4-2	305
22. Liberty	7-0	234
23. Northwestern	3-0	218
24. Texas	5-2	187
25. Army	6-1	181

Others receiving votes: North Carolina 174, Louisiana 81, Utah 45, Purdue 43, Appalachian State 25, Arkansas 23, Missouri 18, Wake Forest 15, Boston College 15, Kentucky 12, Memphis 12, Tulsa 11, Maryland 10, Tennessee 6, Nevada 5, Michigan 5, San José State 4, Boise State 4, Kansas State 4, Virginia Tech 2

THIS DAY IN HISTORY

NOV. 14

RECORD: 6-10

STREAK: W4

Year	Site	Result
1896	A	Pennsylvania 27, Penn State 0
1903	N	Dickinson 6, Penn State 0
1908	A	Navy 5, Penn State 0
1925	A	West Virginia 14, Penn State 0
1931	A	Lafayette 33, Penn State 0
1936	A	Pennsylvania 19, Penn State 12
1942	A	Pennsylvania 13, Penn State 7
1953	A	Penn State 54, Rutgers 26
1959	H	Penn State 46, Holy Cross 0
1964	A	Penn State 24, Houston 7
1970	H	Penn State 32, Ohio 22
1981	H	Alabama 31, Penn State 16
1987	A	Pittsburgh 21, Penn State 20
1992	A	Notre Dame 17, Penn State 16
1998	H	Penn State 41, Northwestern 10
2009	H	Penn State 31, Indiana 20

NOTABLE

- In 1925, Penn State visited West Virginia for the first time to participate in dedication ceremonies for West Virginia's new Mountaineer Field.
- In one of the biggest upsets of the Higgins era, Penn State shocked Penn in 1942, 13-7, before 50,000 at Franklin Field behind the punting of Joe Colone and the running and defensive play of Larry Joe, who was carried off the field at the end of the game.
- In 1959, Penn State downed Holy Cross, 46-0, in the 229th and last game played at Beaver Field as 20,000 spectators watched the final quarter in rain and heavy wind. The Nittany Lions ended with a record of 184-34-11 at Beaver Field.

BIG PLAYERS OF THE WEEK

OCT. 24

OFF:David Bell, Purdue
Graham Mertz, Wisconsin
 DEF:.....Jamar Johnson, Indiana
Olakunle Fatukasi, Rutgers
 ST:.....Charlie Kuhbander, Northwestern
 FR:.....Graham Mertz, Wisconsin

OCT. 31

OFF:Taulia Tagovailoa, Maryland
Justin Fields, Ohio State
 DEF:.....Tommy Togiai, Ohio State
 ST:Charles Campbell, Indiana
 FR:.....Ricky White, Michigan State
Brandon Joseph, Northwestern

NOV. 7

OFF:.....Mohamed Ibrahim, Minnesota
 DEF:.....Chris Bergin, Northwestern
 ST:.....Charlie Jones, Iowa
 FR:.....Rakim Jarrett, Maryland

BIG STANDINGS

EAST	BIG TEN			OVERALL			
	W-L	%	W-L	%	AP	USA	
Indiana	3-0	1.000	3-0	1.000	2-0	2-0	
Ohio State	3-0	1.000	3-0	1.000	1-0	1-0	
Maryland	2-1	.667	2-1	.667	0-0	0-0	
Michigan State	1-2	.333	1-2	.333	1-0	1-0	
Rutgers	1-2	.333	1-2	.333	0-2	0-2	
Michigan	1-2	.333	1-2	.333	1-1	1-1	
PENN STATE	0-3	.000	0-3	.000	0-1	0-1	

WEST	BIG TEN			OVERALL			
	W-L	%	W-L	%	AP	USA	
Northwestern	3-0	1.000	3-0	1.000	0-0	0-0	
Purdue	2-0	1.000	2-0	1.000	0-0	0-0	
Wisconsin	1-0	1.000	1-0	1.000	0-0	0-0	
Minnesota	1-2	.333	1-2	.333	0-1	0-1	
Iowa	1-2	.333	1-2	.333	0-0	0-0	
Nebraska	0-2	.000	0-2	.000	0-1	0-1	
Illinois	0-3	.000	0-3	.000	0-1	0-1	

BIG TEN SCHEDULE (All Times Eastern)

Friday, Nov. 13

Iowa at Minnesota, 7 p.m. (FS1)

Saturday, Nov. 14

Penn State at Nebraska, noon (FS1)

Illinois at Rutgers, noon (BTN)

Indiana at Michigan State, noon (ABC)

Ohio State at Maryland, 3:30 p.m. (BTN)

Wisconsin at Michigan, 7:30 p.m. (ABC)

Northwestern at Purdue, 7:30 p.m. (BTN)

Friday, Nov. 20

Purdue at Minnesota, 7:30 p.m. (BTN)

Saturday, Nov. 21

Iowa at Penn State

Michigan at Rutgers

Illinois at Nebraska

Wisconsin at Northwestern

Michigan State at Maryland

Indiana at Ohio State

Friday, Nov. 27

Nebraska at Iowa (FOX or FS1)

Saturday, Nov. 28

Penn State at Michigan

Maryland at Indiana

Northwestern at Michigan State

Minnesota at Wisconsin

Rutgers at Purdue

Ohio State at Illinois

BIG TEN MEDIA SERVICES

BIG TEN CONFERENCE RELEASE/STATISTICS: The Big Ten Conference football release, with standings and statistics, is available at www.bigten.org.

BIG TEN PLAYERS OF THE WEEK: The Big Ten Conference will be announcing Players of the Week every Monday during the season.

PENN STATE MEDIA SERVICES

FOOTBALL CONTACTS

Greg Kincaid (Primary)
 Cell: 814-753-2910

E-mail: grk5016@psu.edu
 Twitter: @grk5016

Kris Petersen (Coaches)
 Cell: 814-883-4581

E-mail: kap18@psu.edu
 Twitter: @GoPSUKris

Mark Brumbaugh
 Cell: 814-441-9145

E-mail: mgb28@psu.edu
 Twitter: @markbrumbaugh

Paul Marboe
 Cell: 814-777-7604

E-mail: prm5118@psu.edu
 Twitter: @pmarboe33

Assoc. AD for Strategic Communications: Kris Petersen

Associate Directors: Rose Carter, Greg Kincaid

Assistant Directors: Mark Brumbaugh, Pat Donghia,
 John Hanna, Matt Jackson, Paul Marboe, Nicole Praga,
 Ryan Snyder, Kevin Stoicovy, Chelsea Vielhauer

Admin. Assistant: Cristin Guiher

Strategic Communications Office: 814-865-1757

Website: GoPSUsports.com

Address: 101D Bryce Jordan Center,
 University Park, Pa., 16802

SUNDAY:

9 a.m. - Updated stats available at GoPSUsports.com.

MONDAY:

8 p.m. - Game Notes available at GoPSUsports.com.

TUESDAY:

12:30 p.m. - Penn State Weekly Press Conference
 James Franklin available for questions via Zoom.

To ask a question please contact the Strategic Communications Office at 814-865-1757 prior to 11 a.m. ET. Please contact Strategic Communications for information for video/audio from the press conference.

TUESDAY-WEDNESDAY:

9 a.m. - 2 p.m. - Player Interviews

Selected players available interviews via Zoom. For information, please contact Greg Kincaid in PSU Strategic Communications.

WEDNESDAY:

Approximately 6:35 p.m. - Post-Practice Zoom Conference

James Franklin and one player will be available post-practice via Zoom.

THURSDAY:

TBA - Thursday Assistant Coach Zoom conference

For information, please contact Greg Kincaid in PSU Strategic Communications.

6:05 p.m. - "The Penn State Coaches Show Featuring James Franklin Presented by Pepsi" broadcast live on the Penn State Sports Network and LionVision on GoPSUsports.com.

SATURDAY:

Postgame: James Franklin and selected players will be available immediately following the game.

Please contact Strategic Communications for Zoom conference information and access to the Media Center to download audio and video.

MONDAY	TUESDAY	WEDNESDAY	THURSDAY	FRIDAY	SATURDAY	SUNDAY
Game Notes Available by 8 p.m. on GoPSUsports.com	James Franklin Press Conference via Zoom 12:30 p.m. (ET) Player Zoom Conferences	James Franklin via Zoom Approx. 6:35 p.m. Player Zoom Conferences	PSU Asst. Coach Zoom Conference The Penn State Coaches Show Presented by Pepsi 6:05 p.m. GoPSUsports.com	No Coach/Player Availability	Nebraska noon (ET) FS1/Penn State Sports Network Memorial Stadium	Updated Statistics Available 9 a.m. GoPSUsports.com



FRANKLIN FILE

Born: February 2, 1972
Hometown: Langhorne, Pa.
Wife: Fumi
Daughters: Shola & Addison

Education:
 Neshaminy High School, 1990
 East Stroudsburg, 1995; B.S. in Psychology
 Washington State, 1999; M.A. in Educational Leadership

Playing Career:
 East Stroudsburg; Quarterback, 1991-94

Coaching Experience

Year	Position	Team
2014-pres.	Head Coach	Penn State
2011-13	Head Coach	Vanderbilt
2008-10	Asst HC/Off. Coord./QBs	Maryland
2006-07	Off. Coord./QBs	Kansas State
2005	Wide Receivers	Green Bay Packers
2000-04	Recruiting Coord./WRs	Maryland
1999	Wide Receivers	Idaho State
1998	Grad. Asst./Tight Ends	Washington State
1997	Wide Receivers	James Madison
1996	Grad. Asst./Secondary	East Stroudsburg
1995	Wide Receivers	Kutztown

CAREER RECORD

VANDERBILT

Year	Overall	Conf.	Final AP; Notes
2011	6-7	2-6	Liberty Bowl (L)
2012	9-4	4-4	No. 23; Music City Bowl (W)
2013	9-4	5-3	No. 20; BBVA Compass Bowl (W)
3 yrs	24-15	11-13	

PENN STATE

Year	Overall	Conf.	Final AP; Notes
2014	7-6	2-6	Pinstripe Bowl (W, OT)
2015	7-6	4-4	TaxSlayer Bowl (L)
2016	11-3	8-1	No. 7; Big Ten Champs, Rose Bowl (L)
2017	11-2	7-2	No. 8; Fiesta Bowl (W)
2018	9-4	6-3	No. 17; Citrus Bowl (L)
2019	11-2	7-2	No. 9; Cotton Bowl (W)
2020	0-3	0-3	
7 yrs	56-26	34-21	

CAREER

	Overall	Conf.	Bowls
10 yrs	80-41	45-34	Won 5, Lost 4

HEAD COACH JAMES FRANKLIN

CAREER AT A GLANCE

- Franklin was named the 16th head football coach in the storied history of the Nittany Lion program on January 11, 2014.
- Franklin is one of four current FBS head coaches to lead his teams to a bowl game in each of his first nine seasons as a head coach.
- Franklin is one of three current Big Ten coaches (Ryan Day, Kirk Ferentz) to have won a Big Ten Championship.
- He owns an 80-41 career record, with eight consecutive winning seasons, entering 2020.
- Franklin has led his teams to three Top 10 finishes (3 at Penn State) and six Top 25 finishes (2 at Vanderbilt; 4 at Penn State).
- Under Franklin, Penn State is one of four teams (Clemson, Ohio State, Oklahoma) to rank in the top 12 of the CFP final rankings in each of the last four seasons.
- Franklin has led the Nittany Lions to three New Year's Six bowls - 2016 (Rose), 2017 (Fiesta) and 2019 (Cotton) - in the last four years, making Penn State one of eight teams to accomplish the feat. Penn State last went to three New Year's Six bowls in four years in 1980-83 (1980 Fiesta, 1982 Fiesta, 1983 Sugar).
- Franklin's squads have won two New Year's Six bowl games in the last three years, making the Nittany Lions one of seven teams to do so.
- Franklin guided Penn State to back-to-back New Year's Six bowls in 2016 (Rose) and 2017 (Fiesta) for the first time since 1985 (Orange) and 1986 (Fiesta).
- Over the last four years, Penn State has 42 wins, the most in program history for the Big Ten era, and 28 league wins, a program-best.
- Franklin has led Penn State to 32 home wins in the past five seasons to rank fourth in the FBS. Those 32 wins have included a trio of undefeated home slates.
- Franklin has 25 years of coaching experience at the collegiate and NFL level.
- In his first nine years as a head coach, Franklin mentored 81 players who have gone on to the NFL ranks.
- Penn State had six players selected in both the 2018 and 2019 NFL Draft and five players picked in 2020, marking the third-straight year that Penn State has had at least five draft picks, the first time that has happened since 1991-93. Penn State is only one of five programs to produce at least five draft picks in each of the last three drafts.
- Franklin has secured top-25 recruiting classes each of his last eight seasons, including a top-5 class at Penn State in 2018.

NITTANY LIONS ON THE FIELD

- Penn State earned its third 11-win season in the last four years with an 11-2 record in 2019, including a win over No. 17 Memphis in the Goodyear Cotton Bowl Classic. The Nittany Lions posted their fourth-straight top 12 finish in the final CFP rankings, coming in 10th, and were ranked ninth in the final Associated Press and Amway Coaches polls to earn their 25th AP Top 10 finish. Franklin was a finalist for the Paul "Bear" Bryant National Coach of the Year award for the second time at Penn State (2016) and third time in his head coaching career.
- In 2018, the Nittany Lions posted their third-straight season with at least nine wins with a 9-4 overall record, earning a berth in the VRBO Citrus Bowl. Penn State finished No. 12 in the final CFP rankings and No. 17 in the Associated Press and Amway Coaches polls.
- Penn State dimmed as high as No. 2 in the rankings in 2017 and appeared in a second-straight New Year's Six bowl, earning a 35-28 win over No. 11 Washington in the PlayStation Fiesta Bowl. At 11-2, the Nittany Lions earned back-to-back 11-win seasons for the fifth time in program history and first time since 2008 and 2009. Penn State finished the season No. 8 in the Associated Press and Amway Coaches polls and No. 9 in the final CFP rankings.
- Penn State surged in 2016, winning nine consecutive games en route to the Big Ten Championship, a Rose Bowl berth and an 11-3 overall record. Penn State finished the season ranked No. 5 in the College Football Playoff rankings and No. 7 in the Associated Press and Amway Coaches polls. It was Penn State's highest finish in the polls since 2005. The Lions claimed their fourth overall Big Ten Championship and first outright title since 1994 with a thrilling, 38-31 comeback win over Wisconsin in the Big Ten Championship Game. Franklin was honored as Sporting News National Coach of the Year and the Woody Hayes National Coach of the Year, as well as the Dave McLain Big Ten Coach of the Year and Associated Press Big Ten Coach of the Year.
- Franklin guided the Nittany Lions to a 7-6 record in 2015 and a berth in the TaxSlayer Bowl.
- Franklin's first season in 2014 was bookended with a pair of thrilling victories for the Nittany Lions. It began with a final-play 26-24 victory over UCF in Dublin, Ireland, in Penn State's first-ever international game and ended with a comeback, a 31-30 overtime win over Boston College in the New Era Pinstripe Bowl in Yankee Stadium. Franklin became just the third Penn State coach to lead the team to at least seven wins in his first season, joining Dick Harlow (1915) and Bill O'Brien (2012), and he guided the Nittany Lions to a 4-0 start, joining Harlow as the only first-year Penn State coaches to win their initial four games.

NITTANY LIONS IN THE CLASSROOM

- The Nittany Lions posted their first 1,000 single-year APR in program history in 2018-19, topping the previous high of 993 in 2014-15.
- Punter Blake Gillikin took home CoSIDA Academic All-America® first-team honors in 2019 for the second-straight year to become the 12th two-time first-team selection in Penn State history. He graduated with a perfect 4.0 grade-point average in May. Gillikin's two first-team CoSIDA Academic All-America honors increase Penn State football's total to 67 honorees, which ranks second in Division I football history.
- Trace McSorley was selected as a 2018 National Football Foundation (NFF) Scholar-Athlete and a finalist for the Campbell Trophy, known as the "Academic Heisman." He was the 18th Nittany Lion to be selected as an NFF Scholar-Athlete.
- The Nittany Lions had a program-record 35 student-athletes claim Academic All-Big Ten honors in the fall of 2017.
- Tyler Yazujian collected a berth on the CoSIDA Academic All-America® first team in 2016 after an appearance on the second team in 2015.
- The 2020 spring semester saw the Nittany Lions post a record 89 squad members with at least a 3.0 grade-point average (GPA) with the University's alternative COVID-19 grading system in place. The figure surpassed the mark of 56 set in the 2015 fall semester for the most 3.0 students in a semester in football program history.
- A total of 36 Nittany Lions posted a 3.5 GPA or higher while taking at least 12 credits in the 2020 spring semester, marking a school record for Dean's List honorees. A total of 14 student-athletes posted a perfect 4.0 for the 2020 semester, also a school record.
- A program record nine Nittany Lions were named 2019-20 Big Ten Distinguished Scholars.
- Additionally, 28 Nittany Lions earned Academic All-Big Ten recognition in 2019.
- A total of 52 squad members compiled at least a 3.0 GPA in the fall of 2019, the third-highest semester total in program history.

NITTANY LIONS IN THE COMMUNITY

- The Nittany Lions are active in the community, participating in activities such as Uplifting Athletes, THON, Pennsylvania Special Olympics Summer Games, State College Area Food Bank and Penn State Hershey Children's Hospital visits.
- On June 15, 2020, Franklin was named to the Big Ten Anti-Hate and Anti-Racism Coalition.
- As part of the Cotton Bowl festivities in 2019, Franklin and his family made a \$10,000 financial commitment to the Dallas Children's Hospital.
- In August 2019, Franklin was named a Penn State University Renaissance Fund honoree, which awards outstanding community members for helping students in need.

BOWL GAMES AS A COACH

As a Head Coach:

2019 Cotton Bowl	PSU	W	53-39
2019 Citrus Bowl	PSU	L	27-24
2017 Fiesta Bowl	PSU	W	35-28
2017 Rose Bowl	PSU	L	52-49
2016 TaxSlayer Bowl	PSU	L	24-17
2014 Pinstripe Bowl	PSU	W	31-30 (OT)
2014 BBVA Compass Bowl	VU	W	41-24
2012 Music City Bowl	VU	W	38-24
2011 Liberty Bowl	VU	L	31-24

As an Assistant Coach:

2010 Military Bowl	UMD	W	51-20
2008 Humanitarian Bowl	UMD	W	42-35
2006 Texas Bowl	KSU	L	37-10
2002 Orange Bowl	UMD	L	56-23
2004 Gator Bowl	UMD	W	41-7
2002 Peach Bowl	UMD	W	30-3

COACHING HONORS

- 2019 Paul "Bear" Bryant Coach of the Year Finalist
- 2016 Sporting News National Coach of the Year
- Woody Hayes National Coach of the Year
- Maxwell Club Tri-State Coach of the Year
- College Sports Madness National Coach of the Year
- Eddie Robinson Coach of the Year Finalist
- Paul "Bear" Bryant Coach of the Year Finalist
- Associated Press Coach of the Year Finalist
- George Munger College Coach of the Year Semifinalist
- Big Ten Dave McClain Coach of the Year (media vote)
- Associated Press Big Ten Coach of the Year
- Athlon Sports Big Ten Coach of the Year
- ECAC Division I FBS Coach of the Year
- The Dodd Trophy Coach of the Week. (Oct. 24)

2012 Paul "Bear" Bryant Coach of the Year Finalist

ALL-AMERICANS AS A HEAD COACH

2019 Micah Parsons . 1st Team (Consensus)	2015 Carl Nassib 1st Team (Consensus)
Pat Freiermuth 2nd Team	2014 Mike Hull 2nd Team
2017 Saquon Barkley . 1st Team (Consensus)	2013 Jordan Matthews 1st Team
Mike Gesicki 2nd Team	2012 Jordan Matthews 3rd Team
2016 Saquon Barkley 3rd Team	2011 Casey Hayward 2nd Team

AWARD WINNERS AS A HEAD COACH

2019 Micah Parsons	Butkus-Fitzgerald Big Ten Linebacker of the Year
2017 Saquon Barkley	Paul Hornung Award Winner
	Graham-George Big Ten Offensive Player of the Year
	Ameche-Dayne Big Ten Running Back of the Year
	Rodgers-Dwight Big Ten Return Specialist of the Year
	Chicago Tribune Silver Football Award
Brandon Smith	Allstate AFCA Good Works Team
2016 Saquon Barkley	Graham-George Big Ten Offensive Player of the Year
	Ameche-Dayne Big Ten Running Back of the Year
	Chicago Tribune Silver Football Award
Tyler Davis	Vlade Award
2015 Carl Nassib	Rotary Lombardi Award
	Ted Hendricks Award
	Lott IMPACT Award
	CBS Sports National Defensive Player of the Year
	Nagurski-Woodson Big Ten Defensive Player of the Year
Ben Kline	Allstate AFCA Good Works Teams
2014 Mike Hull	Butkus-Fitzgerald Big Ten Linebacker of the Year

NFL DRAFT PICKS

As a Head Coach:

2020 Yetur Gross-Matos	2	38	Panthers	Adrian Amos	5	142	Bears
KJ Hamler	2	46	Broncos	Jesse James	5	160	Steelers
John Reid	4	141	Texans	2014 Jordan Matthews	2	42	Eagles
Cam Brown	6	183	Giants	Wesley Johnson	5	173	Steelers
Robert Windsor	6	193	Colts	Andre Hal	7	216	Texans
2019 Miles Sanders	2	53	Eagles	2013 Zac Stacy	5	160	Rams
Connor McGovern	3	90	Cowboys	Ryan Seymour	7	220	Seahawks
Shareef Miller	4	138	Eagles	2012 Casey Hayward	2	62	Packers
Amani Oruwariye	5	146	Lions	Tim Fugger	7	214	Colts
Trace McSorley	6	197	Ravens	<i>(V) - Indicates Franklin coached NFL Draft pick while at Vanderbilt.</i>			
Nick Scott	7	243	Rams	As an Assistant Coach:			
2018 Saquon Barkley	1	2	Giants	2011 Torrey Smith	2	58	Ravens
Mike Gesicki	2	42	Dolphins	Da'Rel Scott	7	211	Giants
Oren Burks (V)	3	88	Packers	2010 Bruce Campbell	4	106	Raiders
Troy Apke	4	109	Redskins	2009 Darrius Heyward-Bey	1	7	Raiders
DaeSean Hamilton	4	113	Broncos	Josh Freeman	1	17	Buccaneers
Marcus Allen	5	148	Steelers	Jaimie Thomas	7	236	Colts
Christian Campbell	6	182	Cardinals	Dan Gronkowski	7	255	Lions
2017 Zach Cunningham (V)	2	57	Texans	2008 Jordy Nelson	2	36	Packers
Chris Godwin	3	84	Buccaneers	2007 Yamon Figurs	3	74	Ravens
Will Holden (V)	5	157	Cardinals	Thomas Clayton	6	186	49ers
2016 Austin Johnson	2	43	Titans				
Christian Hackenberg	2	51	Jets				
Carl Nassib	2	65	Browns				
Anthony Zettel	6	202	Lions				
Jordan Lucas	6	204	Dolphins				
Stephen Weatherly (V)	7	227	Vikings				
2015 Donovan Smith	2	34	Buccaneers				

ALL-CONFERENCE SELECTIONS AS A HEAD COACH

2019 Yetur Gross-Matos .. 1st	2018 Amani Oruwariye ... 1st	2017 Marcus Allen 1st	2016 Saquon Barkley 1st	2015 Carl Nassib..... 1st	2013 Kenny Ladler 1st
Micah Parsons 1st	Yetur Gross-Matos .. 1st	Saquon Barkley 1st	Tyler Davis 1st	Saquon Barkley 2nd	Jordan Matthews ... 1st
Pat Freiermuth 2nd	Trace McSorley 2nd	(RB & RS)	Trace McSorley 2nd	Chris Godwin 2nd	Andre Hal 2nd
Steven Gonzalez 2nd	Miles Sanders 2nd	Mike Gesicki 1st	Garrett Sickels 2nd	Austin Johnson 2nd	Wesley Johnson 2nd
KJ Hamler 2nd (WR)	Ryan Bates 3rd	Jason Cabinda 2nd	Anthony Zettel 3rd	Anthony Zettel 3rd	
HM (RS)	Connor McGovern ... 3rd	Blake Gillikin 2nd	Evan Schwan 3rd	Marcus Allen HM	2012 Jordan Matthews ... 1st
Shaka Toney 2nd	Shareef Miller 3rd	DaeSean Hamilton 2nd	Jason Cabinda 3rd	Jason Cabinda HM	Richard Kent 2nd
Cam Brown 3rd	Pat Freiermuth HM	Trace McSorley 2nd	Marcus Allen 3rd	Grant Haley HM	Zac Stacy 2nd
Tariq Castro-Fields . 3rd	Steven Gonzalez HM	Amani Oruwariye .. 2nd	Chris Godwin 3rd	DaeSean Hamilton .. HM	
Robert Windsor 3rd	KJ Hamler HM	DeAndre Thompkins . 2nd	Brandon Bell HM	Trevor Williams HM	2011 Tim Fugger 2nd
Journey Brown HM	(WR & RS)	Ryan Bates 3rd	Parker Cothren HM		Casey Hayward 2nd
Sean Clifford HM	Micah Parsons HM	Shareef Miller 3rd	Brian Gaia HM	2014 Mike Hull 1st	Zac Stacy 2nd
Will Fries HM	John Reid HM	Troy Apke HM	Blake Gillikin HM	Anthony Zettel 1st	<i>HM - honorable mention</i>
Blake Gillikin HM	Nick Scott HM	Christian Campbell .. HM	John Reid HM	Sam Ficken 2nd	
Michal Menet HM	Garrett Taylor HM	Curtis Cothran HM		DaeSean Hamilton .. 2nd	
Jan Johnson HM	Robert Windsor HM	Parker Cothren HM		Adrian Amos HM	
Jake Pinegar HM		Grant Haley HM		Deion Barnes HM	
John Reid HM		Juwan Johnson HM		Jesse James HM	
Garrett Taylor HM				Austin Johnson HM	
Lamont Wade HM				Jordan Lucas HM	
				Angelo Mangiro HM	
				Trevor Williams HM	

PENN STATE

Total Offense Highs

673.....Idaho, 2019
643.....Kent State, 2018
619.....at Maryland, 2019
609.....Nebraska, 2017
599.....Iowa, 2016
591.....at Illinois, 2018
579.....at Iowa, 2017
569.....Akron, 2017
565.....Maryland, 2018
549.....at Rutgers, 2016

Total Offense Lows

180.....at Temple, 2015
186.....at Michigan, 2018
191.....at Michigan, 2016
207.....Michigan, 2015
214.....at Michigan, 2014
219.....Maryland, 2019
227.....at Ohio State, 2014
233.....Michigan State, 2014
240.....Ohio State, 2014
264.....Army, 2015

First Down Highs

35.....Idaho, 2019
32.....Nebraska, 2017
31.....at Illinois, 2018
30.....at Maryland, 2019
30.....Maryland, 2020
29.....at Iowa, 2017
28.....Maryland, 2016
28.....at Maryland, 2017
28.....Maryland, 2018
27.....Akron, 2014
27.....at Indiana, 2020

First Down Lows

9.....at Temple, 2015
11.....at Michigan, 2018
12.....Army, 2015
12.....at Michigan, 2016
13.....Ohio State, 2016
14.....Northwestern, 2014
14.....at Ohio State, 2015
14.....Michigan, 2015
14.....Pittsburgh, 2017
14.....Michigan State, 2018
14.....Buffalo, 2019
14.....Michigan, 2019

Rushing Yardage Highs

396.....vs. Memphis, 2019
387.....at Illinois, 2018
372.....Maryland, 2016
359.....Iowa, 2016
340.....at Rutgers, 2016
331.....Idaho, 2019
330.....Rutgers, 2015
310.....Maryland, 2018
297.....Kent State, 2018
295.....at Iowa, 2017

Rushing Yardage Lows

16.....Ohio State, 2014
38.....Michigan State, 2014
39.....Indiana, 2017
42.....Maryland, 2014
44.....Ohio State, 2020
48.....at Maryland, 2015
50.....Northwestern, 2014
51.....vs. Wisconsin, 2016
54.....at Michigan, 2014
57.....vs. UCF, 2014

Rushing Attempts Highs

62.....Maryland, 2016
53.....Iowa, 2019
53.....vs. Memphis, 2019
52.....Iowa, 2016
52.....at Indiana, 2020
51.....at Iowa, 2017
51.....at Illinois, 2018
49.....at Rutgers, 2016
48.....at Maryland, 2017
47.....Temple, 2014
47.....at Illinois, 2014

Rushing Attempts Lows

22.....Michigan State, 2014
22.....Michigan, 2015
24.....Pittsburgh, 2017
24.....Georgia State, 2017
24.....Buffalo, 2019
25.....Northwestern, 2014
27.....at Temple, 2015
27.....Ohio State, 2020
28.....vs. UCF, 2014
28.....at Michigan, 2016
28.....Minnesota, 2016

Passing Yardage Highs

454.....vs. UCF, 2014
421.....at Maryland, 2019
401.....at Michigan State, 2017
386.....Michigan State, 2016
384.....vs. Wisconsin, 2016
371.....vs. Boston College, 2014
360.....Georgia State, 2017
346.....Nebraska, 2017
346.....Kent State, 2018
342.....vs. Washington, 2017
342.....Idaho, 2019

Passing Yardage Lows

81.....vs. Rutgers, 2019
93.....at Illinois, 2014
103.....at Temple, 2015
112.....Temple, 2014
118.....at Michigan, 2018
120.....at Ohio State, 2015
121.....at Michigan, 2016
128.....Buffalo, 2015
128.....at Ohio State, 2019
133.....vs. Memphis, 2019

Passing Attempt Highs

57.....Maryland, 2020
50.....Ohio State, 2014
50.....vs. Boston College, 2014
48.....at Iowa, 2017
48.....at Michigan State, 2017
47.....vs. UCF, 2014
47.....at Michigan State, 2015
46.....Northwestern, 2014
45.....Michigan State, 2014
44.....at Rutgers, 2014
44.....at Minnesota, 2019

Passing Attempt Lows

13.....at Ohio State, 2015
15.....vs. Rutgers, 2019
16.....at Illinois, 2014
17.....at Michigan, 2018
18.....Iowa, 2016
19.....Rutgers, 2015
19.....Army, 2015
19.....Maryland, 2016
20.....at Illinois, 2018
20.....vs. Memphis, 2019

Passing Completion Highs

34.....vs. Boston College, 2014
32.....vs. UCF, 2014
32.....vs. Washington, 2014
31.....Ohio State, 2014
31.....at Iowa, 2017
29.....at Northwestern, 2017
29.....at Maryland, 2019
27.....at Michigan State, 2015
27.....at Michigan State, 2017
27.....Maryland, 2020

Passing Completion Lows

7.....at Ohio State, 2015
8.....at Illinois, 2014
8.....Ohio State, 2016
8.....at Michigan, 2018
8.....vs. Rutgers, 2019
10.....Rutgers, 2015
10.....Army, 2015
10.....Maryland, 2016
11.....at Temple, 2015
11.....at Maryland, 2018
11.....Iowa, 2016
11.....Indiana, 2019
11.....vs. Memphis, 2019

Scoring Highs

79.....Idaho, 2019
66.....at Maryland, 2017
63.....Kent State, 2018
63.....at Illinois, 2018
62.....Purdue, 2016
59.....at Maryland, 2019
56.....Georgia State, 2017
56.....Nebraska, 2017
53.....vs. Memphis, 2019
52.....Akron, 2017

Scoring Lows

6.....Northwestern, 2014
7.....at Michigan, 2018
10.....Michigan State, 2014
10.....at Temple, 2015
10.....at Ohio State, 2015
10.....at Michigan, 2016
13.....at Rutgers, 2014
13.....at Michigan, 2014
13.....at Indiana, 2014
14.....at Illinois, 2014

Total Offense Highs

575.....vs. USC, 2016
554.....at Indiana, 2018
542.....vs. Memphis, 2019
529.....at Ohio State, 2017
526.....Ohio State, 2020
515.....at Michigan, 2016
474.....at Michigan, 2017
469.....Minnesota, 2016
466.....vs. Maryland, 2015
466.....Nebraska, 2017

Total Offense Lows

87.....at Rutgers, 2016
104.....Purdue, 2019
128.....at Maryland, 2019
145.....Idaho, 2019
159.....Akron, 2017
167.....Illinois, 2015
194.....Maryland, 2014
200.....Rutgers, 2017
211.....at Indiana, 2020
221.....at Indiana, 2014
221.....Kent State, 2018

First Down Highs

33.....vs. USC, 2016
32.....at Indiana, 2018
31.....Minnesota, 2016
27.....at Ohio State, 2017
27.....at Ohio State, 2019
27.....vs. Memphis, 2019
26.....Michigan State, 2016
26.....at Illinois, 2018
26.....Michigan, 2019
25.....at Ohio State, 2015
25.....at Michigan, 2016
25.....at Michigan State, 2017
25.....Michigan State, 2018

First Down Lows

5.....at Rutgers, 2016
5.....Idaho, 2019
8.....Temple, 2014
8.....Purdue, 2019
10.....Rutgers, 2017
10.....at Maryland, 2019
11.....vs. UCF, 2014
11.....Maryland, 2016
11.....at Iowa, 2017
11.....at Maryland, 2017

Rushing Yardage Highs

341.....at Pitt, 2016
326.....at Michigan, 2016
315.....at Ohio State, 2015
285.....vs. Boston College, 2014
261.....Army, 2015
259.....at Michigan, 2018
245.....at Pittsburgh, 2018
245.....at Illinois, 2018
241.....vs. Maryland, 2015
241.....vs. Wisconsin, 2016

Rushing Yardage Lows

-19.....Purdue, 2019
3.....UMass, 2014
4.....Idaho, 2019
24.....vs. UCF, 2014
24.....Pittsburgh, 2019
30.....Iowa, 2016
33.....Maryland, 2014
37.....Illinois, 2015
38.....vs. Temple, 2016
39.....at Rutgers, 2016

OPPONENTS

Rushing Attempts Highs

61.....at Ohio State, 2019
58.....Buffalo, 2019
57.....Ohio State, 2014
56.....at Pitt, 2016
55.....Army, 2015
55.....at Rutgers, 2018
52.....at Pittsburgh, 2018
52.....at Michigan, 2018
50.....at Ohio State, 2015
49.....at Michigan, 2016
49.....vs. Wisconsin, 2016
49.....Georgia State, 2017

Rushing Attempts Lows

20.....Temple, 2014
23.....at Iowa, 2017
25.....Akron, 2014
25.....at Maryland, 2017
25.....Pittsburgh, 2019
26.....Purdue, 2016
26.....Iowa, 2016
26.....Nebraska, 2017
26.....vs. Washington, 2017
26.....at Indiana, 2020
27.....at Illinois, 2014
27.....Illinois, 2015

Passing Yardage Highs

479.....vs. Memphis, 2019
453.....vs. USC, 2016
400.....at Michigan State, 2017
399.....Nebraska, 2017
372.....Pittsburgh, 2019
371.....Indiana, 2019
344.....at Indiana, 2016
339.....at Minnesota, 2019
330.....at Indiana, 2018
328.....at Ohio State, 2017

Passing Yardage Lows

32.....Army, 2015
43.....Rutgers, 2017
46.....at Rutgers, 2018
48.....at Rutgers, 2016
55.....at Pittsburgh, 2018
60.....Wisconsin, 2018
68.....at Indiana, 2014
68.....at Maryland, 2019
74.....Ohio State, 2014
86.....Akron, 2017

Passing Attempt Highs

56.....at Michigan State, 2017
55.....Purdue, 2016
55.....at Indiana, 2018
54.....vs. USC, 2016
53.....Michigan State, 2018
53.....vs. Memphis, 2019
51.....Pittsburgh, 2019
50.....Iowa, 2018
46.....Akron, 2014
46.....Michigan State, 2016

Passing Attempt Lows

1.....Army, 2015
15.....at Pitt, 2016
15.....vs. Kentucky, 2018
16.....Maryland, 2016
16.....at Rutgers, 2018
17.....at Rutgers, 2016
17.....at Michigan, 2018
18.....at Pittsburgh, 2018
19.....Ohio State, 2014
19.....at Ohio State, 2015

Passing Completion Highs

36.....Purdue, 2016
35.....at Indiana, 2018
35.....Pittsburgh, 2019
33.....vs. USC, 2016
33.....at Ohio State, 2017
33.....at Michigan State, 2017
33.....vs. Memphis, 2019
31.....Indiana, 2019
28.....Ohio State, 2016
28.....Ohio State, 2020

Passing Completion Lows

1.....Army, 2015
5.....at Rutgers, 2018
7.....at Rutgers, 2016
7.....Rutgers, 2017
9.....at Pittsburgh, 2018
9.....Wisconsin, 2018
9.....vs. Kentucky, 2018
10.....San Diego St., 2015
10.....Maryland, 2016
11.....vs. Boston College, 2014
11.....at Pitt, 2016
11.....at Michigan, 2018
11.....at Maryland, 2019

Scoring Highs

55.....at Michigan State, 2015
52.....vs. USC, 2016
49.....at Michigan, 2016
44.....Nebraska, 2017
42.....at Pitt, 2016
42.....at Michigan, 2018
39.....at Ohio State, 2017
39.....vs. Memphis, 2019
38.....at Ohio State, 2015
38.....Appalachian State, 2018
38.....Ohio State, 2020

Scoring Lows

0.....Illinois, 2015
0.....at Rutgers, 2016
0.....Akron, 2017
0.....Georgia State, 2017
0.....at Maryland, 2019
3.....Rutgers, 2015
3.....Akron, 2014
3.....at Maryland, 2017
3.....Maryland, 2018
6.....Rutgers, 2017
6.....at Pittsburgh, 2018

SERIES NOTES

HEAD COACH SCOTT FROST

- Scott Frost is in his third season as Nebraska's head coach and his fifth season overall as a head coach.
- Frost previously the head coach at UCF. He inherited an 0-12 team at UCF, made a bowl game in his first season and then led the Knights to a 13-0 record in his second and final season in 2017. Frost was the consensus national coach of the year in 2017.
- Frost, who previously served as defensive coordinator for an FCS semifinalist, was Oregon's offensive coordinator in the inaugural College Football Playoff Championship Game and called the plays for Heisman Trophy winner Marcus Mariota.
- Frost was a part of two national championship teams as a Husker player.

SCOUTING THE HUSKERS

- Nebraska is 0-2 in 2020, falling to Ohio State during the Big Ten's opening week and then falling at Northwestern last week.
- The game will be Nebraska's home opener after the Wisconsin game scheduled for Oct. 31 was canceled due to COVID-19 concerns for Wisconsin.
- Nebraska returned more than 80 percent of its yards from last year in rushing (86 percent), passing (82 percent) and total offense (82 percent), as well as its entire starting offensive line.
- The Huskers have been strong on the ground, led by dual-threat QB Adrian Martinez, averaging 217 rushing yards per game through two games. Martinez leads the Big Ten with 7.19 yards per carry.
- Redshirt freshman safety Myles Farmer made two interceptions in the Northwestern game.

TOP PERFORMANCES - PENN STATE

Rushing

Saquon Barkley	17 for 158 yds, 3 TD ('17)
Zach Zwinak	35 for 149 yds ('13)
Zach Zwinak	21 for 141 yds ('12)
Curt Warner	28 for 238 yds ('81)

Passing

Trace McSorley	24-of-36, 325 yds, 3 TD ('17)
Todd Blackledge	23-of-39, 295 yds, 3 TD ('82)

Receiving

Juwan Johnson	5 for 105 yds ('17)
Allen Robinson	8 for 106 yds ('13)
Bryant Johnson	8 for 147 ('02)

TOP PERFORMANCES - NEBRASKA

Rushing

Ameer Abdullah	25 for 147 yds ('13)
Ameer Abdullah	31 for 116 yds ('12)
Rex Burkhead	25 for 121, 1 TD ('11)
Jarvis Redwine	34 for 189 ('80)

Passing

Tanner Lee	26-of-41, 399 yds, 3 TD ('17)
Turner Gill	16-of-34, 239 yds, 2 TD ('82)

Receiving

Stanley Morgan	7 for 185 yds, 1 TD ('17)
Irving Fryar	7 for 112 ('82)

SERIES RECORD

Penn State and Nebraska are meeting on the gridiron for the 18th time since the first contest in 1920.

When Nebraska traveled to State College for the first meeting between the two schools in 1920, it marked the first time that Penn State played a team that was located west of the Mississippi River. The Huskers hold a 9-8 edge in the series, but had their four-game winning streak snapped in 2017.

Saturday's game will be the fifth Big Ten game between the national powers, as the Cornhuskers and Nittany Lions played annually from 2011-13 when the Huskers first joined the conference in 2011. Penn State is 2-5 at Nebraska, last visiting in 2012 and last winning in 1981.

Year	Site	Result
1920	Home	Penn State, 20-0
1949	Home	Penn State, 22-7
1950	Away	Nebraska, 19-0
1951	Away	Penn State 15-7
1952	Home	Penn State 10-0
1958	Away	Nebraska 14-7
1979	Away	Nebraska 42-17
1980	Home	Nebraska 21-7
1981	Away	Penn State 30-24
1982	Home	Penn State 27-24
1983	Neutral	Nebraska 44-6
2002	Home	Penn State 40-7
2003	Away	Nebraska 18-10
2011	Home	Nebraska 17-14
2012	Away	Nebraska 32-23
2013	Home	Nebraska 23-20 (OT)
2017	Home	Penn State, 56-44

LAST MEETING

BARKLEY SETS PENN STATE TD RECORD IN 56-44 WIN OVER NEBRASKA

Running back Saquon Barkley and quarterback Trace McSorley scored three touchdowns each as Penn State totaled 609 yards of offense in a 56-44 victory over Nebraska in 2017.

It was Penn State's most prolific offensive performance since rolling for 661 yards against Rutgers in 1995, and ended up being the highest-scoring game in Beaver Stadium history.

The Nittany Lions took control of the game late in the first quarter, rattling off five consecutive touchdown drives to turn a 10-7 deficit into a 42-10 lead before the halftime break. Nebraska scored a pair of touchdowns in the third quarter to cut the deficit to 18 points, but Penn State answered with a pair of early-fourth quarter touchdowns to restore its 32-point edge. However, the Huskers trimmed the deficit to just 12 points with three late touchdowns.

Barkley's three rushing touchdowns gave him 39 for his career, breaking the record of 38 set by Lydell Mitchell 46 years prior. He did the majority of his work in the first half, totaling 142 yards rushing on just 14 carries with the three scores. He

finished with 158 yards on 17 carries, and added 66 yards on six receptions to total 224 all-purpose yards.

It took Penn State just three plays to score, as Barkley broke free for a 65-yard touchdown run. Nebraska went ahead after taking advantage of a pair of short fields with a field goal and touchdown, but the Nittany Lions answered with a Barkley touchdown for a 14-10 lead at the end of the first quarter.

Penn State scored four unanswered touchdowns in the second quarter while forcing five Nebraska three-and-outs to take a commanding 42-10 lead into halftime. McSorley, tight end Mike Gesicki, Barkley and wide receiver DeAndre Thompkins all found the end zone.

Nebraska scored a pair of touchdowns in the third quarter to cut the deficit to 18 points. In the fourth, McSorley threw a 17-yard touchdown pass to Gesicki and Penn State added another touchdown for a 56-24 lead with 10:13 remaining.

Nebraska shrank the final margin to just 12 points though with three late touchdowns, including one when time expired.



TEAM STATISTICS

	NEB	PSU
First Downs	21	31
Rushing Yards	67	263
Passing Yards	399	346
Passing (C-A-Int)	26-41-0	26-39-0
Total Offense	466	609
Plays	67	74
Fumbles (#-Lost)	0-0	1-1
Penalties (#-Yards)	9-89	5-39
Possession Time	29:49	30:11
3rd Down Conv.	5-15	8-12
Red Zone	5-5	7-7
Touchdowns	4	7
Field Goals	1	0

GAME LEADERS

* Top performers from each school based on yardage.

PENN STATE

Passing

Trace McSorley	24-of-36 for 325 yds 3 TD/0 INT
----------------	------------------------------------

Rushing

Saquon Barkley	17 for 158 yds, 3 TD
Trace McSorley	9 for 46 yds, 1 TD

Receiving

Juwan Johnson	5 for 105 yds
Saquon Barkley	6 for 66 yds

Tackles (U-A-Total)

Brandon Smith	3-10-13
Jason Cabinda	2-5-7

NEBRASKA

Passing

Tanner Lee	26-of-41 for 399 yds 3 TD/0 INT
------------	------------------------------------

Rushing

Mikale Wilbon	10 for 53 yds, 2 TD
Devine Ozigbo	7 for 12 yds, 1 TD

Receiving

Stanley Morgan	7 for 185 yds, 1 TD
JD Spielman	6 for 96 yds

Tackles (U-A-Total)

Marcus Newby	5-5-10
Mohamed Barry	4-3-7

OTHER

Date	November 18, 2017
Location	University Park, Pa.
Stadium	Beaver Stadium
Attendance	106,722
Time of Game	3:42
Penn State	9-6, 6-2 Big Ten
Nebraska	4-7, 3-5 Big Ten

NATIONAL NITS

Below is a list of Penn State players that rank among the top-100 individuals and top-50 teams in the most recent season statistical rankings. *Rankings listed NCAA/Big Ten*

Statistics current as of Nov. 8, 2020

- LB Ellis Brooks
 - Forced Fumbles - 0.3 (51/9)
- QB Sean Clifford
 - Total Offense - 336.3 (9/1)
 - Points Responsible For - 20.0 (14/3)
 - Completions - 23.0 (14/3)
 - Completion Percentage - 56.6 (86/12)
 - Passing TDs - 9 (35/2)
 - Passing Yards - 286.3 (21/5)
 - Passing Efficiency - 131.8 (68/9)
 - Yards Per Ass Attempt - 7.0 (67/8)
 - Yards Per Completion - 12.5 (52/6)
- LB Lance Dixon
 - Forced Fumbles - 0.3 (51/9)
- WR Jahan Dotson
 - Receiving Yards - 120.3 (11/2)
 - Receptions - 7.0 (19/4)
 - Receiving TDs - 5 (23/1)
 - Scoring - 10.0 (32/4)
 - All-Purpose - 124.0 (54/4)
 - Yards Per Reception - 17.2 (62/9)
 - Points Responsible For - 10.0 (100/11)
- TE Pat Freiermuth
 - Receptions - 5.3 (67/10)
 - Receiving Yards - 65.7 (93/16)
- LB Brandon Smith
 - Sacks - 0.7 (77/9)
- P Jordan Stout
 - Punting - 43.4 (31/4)
- DE Shaka Toney
 - Sacks - 0.7 (77/9)
- S Lamont Wade
 - Interceptions - 0.3 (57/9)
 - Fumble Recoveries - 1 (30/3)
- WR Parker Washington
 - Receiving TDs - 3 (71/4)
- TEAM
 - Third Down Conversion Pct Offense - .457 (34/5)
 - Fourth Down Conversion Pct Defense - .500 (41/3)
 - Fewest Penalty Yards - 52.0 (50/4)
 - Kickoff Return Defense - 0.00 (1/1)
 - Passing Offense - 286.3 (29/5)
 - Punt Returns - 11.0 (26/5)
 - Red Zone Defense - .818 (50/6)
 - Rushing Defense - 124.0 (31/4)
 - Sacks - 2.7 (40/3)
 - Time of Possession - 32:19 (32/5)
 - Total Defense - 380.7 (45/7)

NEBRASKA NOTES

STORIED PROGRAMS MEET ON GRIDIRON

- Penn State and Nebraska both rank among the top-10 programs in winning percentage and total victories in NCAA history.
- Four of the top-10 winningest programs in NCAA history are from the Big Ten, and Penn State is playing the other three this season (Ohio State, Nebraska, Michigan).
- Penn State sits No. 8 in all-time victories (898) and No. 10 in winning percentage (.688).
- Nebraska is seventh with 902 all-time victories and No. 9 with an all-time winning percentage of .689.
- The Nittany Lions and Huskers are also among the most ranked teams in NCAA history according to the AP poll.
- Nebraska has spent 70 weeks ranked No. 1 in the AP Poll (7th all-time) and Penn State has earned the No. 1 ranking by the AP on 21 occasions (16th all-time). (Not including preseason rankings).
- Penn State's 653 weeks ranked among the AP Top 25 rank ninth all-time, while Nebraska's 730 weeks rank eighth.

AP Poll statistics are since 1936; according to CollegePollArchive.com

WINNING THE WEST

- Penn State is 13-4 against the Big Ten West Division since it was formed in 2014.
- Penn State has won 13 of its last 15 games against the Big Ten West.
- Penn State had a 12-game winning streak against the Big Ten West snapped last season at Minnesota.

Penn State vs. the Big Ten West Division (Est. 2014)

Date	Opponent	Result
Sept. 27, 2014	Northwestern	L, 6-29
Nov. 22, 2014	at Illinois	L, 14-16
Oct. 31, 2015	Illinois	W, 39-0
Nov. 7, 2015	at Northwestern	L, 21-23
Oct. 1, 2016	Minnesota	W, 29-26 (OT)
Oct. 29, 2016	at Purdue	W, 62-24
Nov. 5, 2016	Iowa	W, 41-14
Dec. 3, 2016	vs. No. 6 Wisconsin (B1G Championship)	W, 38-31
Sept. 23, 2017	at Iowa	W, 21-19
Oct. 7, 2017	at Northwestern	W, 31-7
Nov. 18, 2017	Nebraska	W, 56-44
Sept. 21, 2018	at Illinois	W, 63-24
Oct. 27, 2018	No. 18 Iowa	W, 30-24
Nov. 10, 2018	Wisconsin	W, 22-10
Oct. 5, 2019	Purdue	W, 35-7
Oct. 12, 2019	at No. 17 Iowa	W, 17-12
Nov. 9, 2019	at No. 13 Minnesota	L, 26-31
Nov. 14, 2020	at Nebraska	--
Nov. 21, 2020	Iowa	--

PENN STATE-NEBRASKA CONNECTIONS

- Penn State freshman DT **Cole Brevard** and Nebraska junior TE Kurt Rafdal both attended Carmel High School in Indiana.
- Penn State sophomore RB **Noah Cain** and redshirt freshman CB **Makai Self** and Nebraska junior OL Broc Bando and freshman P Sami Khawja all attended IMG Academy in Florida.
- Penn State senior S **Jaquan Brisker**, redshirt juniors OL **Anthony Whigan** and P **Bradley King**, and juniors S **Ji-Ayir Brown** and WR **Norval Black** and Nebraska junior OL Pheldarious Payne all went to Lackawanna College.
- Penn State head coach **James Franklin** and Nebraska head coach Scott Frost coached together at Kansas State in 2006. Franklin was the offensive coordinator and quarterbacks coach and Frost was a defensive graduate assistant. Penn State Assistant Athletics Director, Chief of Staff **Kevin Threlkel** was also on the Kansas State staff as an undergraduate offensive and recruiting assistant.

PSU ON FS1

- Penn State made its first appearance on FS1 against Nebraska on Nov. 18, 2017.
- Penn State is 4-1 in five appearances on FS1.

ON TV

- Penn State has had 315 of its last 317 games televised, including 202 consecutive games.
- Over the last 14 seasons, every Penn State game has aired on either ABC, BTN, NBC or an ESPN or FOX channel.
- Penn State has made 296 regular season TV appearances since 1995, which is tied for the national lead.

PENN STATE VS. BIG TEN

- Penn State is 28-11 in the Big Ten since 2016.
- PSU won 13 consecutive games against Big Ten opponents from 2016-17, breaking its record of 12 from 1993-94.
- Penn State owns a 221-109-3 mark against Big Ten Conference teams since the Nittany Lions first opposed Ohio State in 1912.
- The Nittany Lions began play as a member of the Big Ten Conference in 1993 and have a 140-83 mark.
- Penn State played 109 games vs. the current Big Ten alignment when either or both Penn State itself (prior to 1993) or the opponent (Nebraska prior to 2011; Maryland and Rutgers prior to 2014) was not yet a member of the Big Ten. The Nittany Lions went 80-26-3 in those games.

Opponent	Record	1st Meeting	Last Meeting
Illinois	19-5	1954	2018
Indiana	22-2	1993	2020
Iowa	17-12	1930	2019
Maryland	40-3-1	1917	2020
Michigan	9-14	1993	2019
Michigan State	16-17-1	1914	2019
Minnesota	9-6	1993	2019
Nebraska	8-9	1920	2017
Northwestern	14-5	1993	2017
Ohio State	14-22	1912	2020
Purdue	15-3-1	1951	2019
Rutgers	28-2	1918	2018
Wisconsin	10-9	1953	2018

Bold indicates 2020 opponent

PENN STATE UNITED CAMPAIGN



- The Nittany Lion football program launched the Penn State United campaign. The team is wearing a uniform patch, helmet stickers and warmup shirts with a special social justice logo to promote unity for the 2020 football season.
- The logo Penn State football student-athletes are wearing in competition this year symbolizes the journey for unity. The goal of Penn State United is to construct a culture of respect, appreciation and empathy for all differences. We are a country, state and institution rooted diversity, shared experience and hope. Penn State Football believes, more than ever, we can help create a better society by publicly and peacefully acknowledging our pursuit to move beyond simply tolerating differences to recognizing these differences can enrich our Commonwealth.
- The logo, which features the outline of the Commonwealth of Pennsylvania with diverse interlocking hands in Penn State's signature blue and white color, was born out of a discussion with the football program's leadership council. The football program, and many other ICA programs, have had numerous social justice conversations throughout the summer and are dedicated to creating a society of diversity and inclusion.
- Social justice work continues to be a priority for all of Penn State Intercollegiate Athletics and as other programs begin competition, they will have the ability to adopt the Penn State United logo or introduce their own social justice initiatives.

HIGHLIGHTS

STREAKING

- TE **Pat Freiermuth** has a reception in his last 28 games (all but his first career game), which is tied for the seventh-longest streak nationally and tied for first among tight ends.
- WR **Jahan Dotson** has a reception in his last 23 games dating back to Oct. 20, 2018 against Indiana.
- Dotson has a receiving touchdown in his last five games.
- QB **Sean Clifford** has thrown for three touchdowns in each of his last three games.
- K/P **Jordan Stout** has booted 18-straight touchbacks on kickoffs.
- RB **Journey Brown** has rushed for a TD in his last five games played.
- Penn State has won 12 consecutive games against teams that are not members of a Power Five conference.
- Penn State has won 10 consecutive games over non-conference opponents during the regular season, dating back to a win over Temple in 2016.
- Penn State has won 16-straight non-conference home games, dating back to a win over Kent State in 2013.

MILESTONE WATCH

- Sean Clifford** is 292 yards shy of 4,000 career passing yards. ... is 743 yards shy of 5,000 career total offense yards. ... is 16 touchdowns shy of 50 career passing TDs.
- Shaka Toney** is 1.0 tackle for loss shy of 25 career TFLs. ... is 2.5 sacks shy of 20 career sacks.
- Ellis Brooks** is 15 tackles shy of 100 career tackles.
- Journey Brown** is 66 yards shy of 1,000 career rushing yards. See Records Watch on Pages 22-25

WELCOME TO THE GAME

- WR **Benjamin Wilson** made his Nittany Lion debut against Maryland. He is one of 10 Penn State players who have made their debut this season.
- In the Maryland game, freshman WR **KeAndre Lambert-Smith** became the ninth Nittany Lion to make their first career start this season.
- Freshman receivers **KeAndre Lambert-Smith** and **Parker Washington** both started for the Nittany Lions against the Terrapins, marking the first time two true freshman receivers started for Penn State since Saeed Blacknall and Chris Godwin at Michigan in 2014.
- P **Levi Forrest** made his Penn State debut against Ohio State.
- LB **Lance Dixon** and RB **Devyn Ford** made their first career starts against Ohio State.
- Eight players made their Nittany Lion debut at Indiana: S **Ji'Ayir Brown**, RB **Joseph Bruno**, RB **Caziah Holmes**, LB **Curtis Jacobs**, TE **Theo Johnson**, WR **KeAndre Lambert-Smith**, RB **Keyvone Lee**, WR **Parker Washington**.
- Seven true freshmen made their Penn State debut at Indiana: RB **Joseph Bruno**, RB **Caziah Holmes**, LB **Curtis Jacobs**, TE **Theo Johnson**, WR **KeAndre Lambert-Smith**, RB **Keyvone Lee**, WR **Parker Washington**.
- Six players made their first career start at Indiana: S **Jaquan Smith**, TE **Brenton Strange**, OL **Caedan Wallace**, WR **Parker Washington**.

COMPLEMENTARY FOOTBALL

- The Nittany Lions have played complementary football over the last four years (2016-20) and it shows in the national landscape.
- Over the last five years the Penn State offense is:
 - 11th in FBS in scoring offense (34.90).
 - 11th in FBS in touchdown percentage (33.79).
 - 15th in FBS in points per possession (2.27).
 - 15th in FBS in scoring percentage (41.90).
 - 16th in FBS in plays per point (2.09).
 - 19th in FBS in turnover percentage (13.46).
- Over the last five years the Penn State defense is:
 - Seventh in FBS in punt percentage (46.37).
 - Ninth in FBS in scoring percentage (25.99).
 - Ninth in FBS in percent of drives not crossing the 50-yard line (58.71).
 - Ninth in FBS in percent of drives of 25 yards or less (57.09).
 - Ninth in FBS in second half points allowed (9.21).
 - 10th in FBS in yards per play (4.88).
 - 11th in FBS in points per possession (1.32).
 - 11th in FBS in percent of non-scoring drives (74.47).
 - 12th in FBS in touchdown percentage (18.06).
 - 12th in FBS in three-and-out percentage (26.40).
 - 15th in FBS in percent of drives of six plays or less (58.56).
 - 17th in FBS in plays per point (3.41).

CONTROLLING THE GAME

- The Nittany Lions have held a lead for 66.7 percent of their plays over the last four seasons (2017-20) to rank eighth in FBS.
- Over a five-year span (2016-20), Penn State has held the lead for 61.1 percent of the plays, which is 12th among FBS schools.
- By comparison, from 2013-15, PSU led for 42.8 percent (2,760 of 6,453) of its plays, to rank 69th in FBS.

DEGREES ON THE WALL

- The Nittany Lions have five total graduates on the roster: **Will Fries** (economics), **Isaac Lutz** (accounting), **Antonio Shelton** (broadcast journalism), **Shane Simmons** (communication arts & sciences) and **Justin Weller** (finance).
- Fries and Shelton are working on second degrees in telecommunications, Lutz is working on a graduate degree in real estate analysis and development and Weller is working on a graduate degree in economics.

ACADEMIC SUCCESS

- Penn State posted its first 1,000 single-year APR in program history in 2018-19, topping the previous high of 993 in 2014-15.
- The 2020 spring semester saw the Nittany Lions post a record 89 squad members with at least a 3.0 grade-point average (GPA) with the University's alternative COVID-19 grading system in place.
- The 89 Nittany Lions with a 3.0 GPA or higher surpasses the mark of 56 set by the 2015 fall semester for the most 3.0 students in a semester in football program history.
- A total of 36 Nittany Lions posted a 3.5 GPA or higher while taking at least 12 credits in the 2020 spring semester, marking a school record for Dean's List honorees.
- A program record nine Nittany Lions were named 2019-20 Big Ten Distinguished Scholars.

RECORD BREAKDOWN

Overall Record	0-3
Day Games	0-2
Night Games (6 p.m. or later)	0-1
TV Games	0-3
ABC	0-1
BTN	0-1
FS1	0-1
Scoring First	0-1
Opponent Scoring First	0-2
Leading at the Half	0-0
Trailing at the Half	0-3
Tied at the Half	0-0
Leading after Third Qtr.	0-0
Trailing after Third Qtr.	0-3
Tied after Third Qtr.	0-0
Overtime Games	0-1
Scoring less than 20 pts	0-1
Scoring 20-29 points	0-1
Scoring 30-39 Points	0-1
Scoring 40+ Points	0-0
Allowing 10 points or less	0-0
Allowing 11-20 points	0-0
Allowing 21-30 points	0-0
Allowing 31+ points	0-3
Rushing for less than 100 yds	0-2
Rushing for 100-199 yds	0-0
Rushing for 200-299 yds	0-1
Rushing for 300+ yds	0-0
Passing for less than 200 yds	0-0
Passing for 200-299 yds	0-2
Passing for 300-399 yds	0-1
Passing for 400+ yds	0-0
Totaling less than 300 yds total offense	0-0
300-399 yds of total offense	0-1
400-499 yds of total offense	0-2
500+ yds of total offense	0-0
Allowing less than 100 yds rushing	0-1
Allowing more than 100 yds rushing	0-2
Allowing less than 300 yds total offense	0-1
Allowing 300+ yds total offense	0-2
Having a 100-yd rusher	0-1
Having two 100-yd rushers	0-0
Not having a 100-yd rusher	0-2
Opp. having a 100-yd rusher	0-1
No turnovers	0-0
1-3 turnovers	0-3
4+ turnovers	0-0
No takeaways	0-2
1 or 2 takeaways	0-1
3 or more takeaways	0-0
More than 30:00 of possession	0-2
Less than 30:00 of possession	0-1

AT THE START

Opponent	Coin Toss	Choice	PSU 1st Drive	Opponent 1st Drive	Game Captains
Indiana	IND won	Defer- PSU receive	Touchdown	Three-and-out	Shaka Toney, Michal Menet, Jordan Stout, Lamont Wade
OHIO STATE	PSU won	Defer- OSU receive	Touchdown	Turnover on Downs	Shaka Toney, Michal Menet, Jonathan Sutherland, Pat Freiermuth
MARYLAND	MD won	Receive	Touchdown	Turnover on Downs	Shaka Toney, Michal Menet, Jonathan Sutherland, Pat Freiermuth
Nebraska					
IOWA					
Michigan					
Rutgers					
MICHIGAN STATE					
Big Ten Champions Week					

WINNINGEST PROGRAMS

In its 134th season of varsity football, Penn State has posted 898 victories to rank No. 8 in the nation. The Lions' success is not solely due to longevity though, as Penn State also ranks in the top 10 in all-time winning percentage.

As of Nov. 8, 2020

TOTAL VICTORIES

1.	Michigan (141)	Big Ten	963
2.	Ohio State (131)	Big Ten	927
3.	Alabama (127)	SEC	922
4.	Texas (128)	Big 12	921
5.	Notre Dame (132)	Independent	915
6.	Oklahoma (124)	Big 12	913
7.	Nebraska (131)	Big Ten	902
8.	PENN STATE (134)	Big Ten	898
9.	Tennessee (122)	SEC	848
10.	USC (131)	Pac-12	848

WINNING PERCENTAGE (YEARS - MIN. 25 IN D1)

1.	Ohio State (131)	Big Ten	.730
2.	Notre Dame (131)	Independent	.730
3.	Boise State (53)	Mountain West	.729
4.	Michigan (141)	Big Ten	.728
5.	Alabama (126)	SEC	.728
6.	Oklahoma (126)	Big 12	.725
7.	Texas (128)	Big 12	.704
8.	USC (127)	Pac-12	.698
9.	Nebraska (131)	Big Ten	.689
10.	PENN STATE (134)	Big Ten	.688

ALL-TIME AP POLL RANKINGS (Weeks Ranked)

1.	Ohio State	Big Ten	927
2.	Michigan	Big Ten	873
3.	Oklahoma	Big 12	854
4.	Notre Dame	Independent	826
5.	Alabama	SEC	818
6.	USC	Pac-12	778
7.	Texas	Big 12	738
8.	Nebraska	Big Ten	730
9.	PENN STATE	Big Ten	653
10.	LSU	SEC	639

WINNING WAYS

- Penn State is 42-14 over the past five seasons (2016-20), which is the 12th-best record in FBS and third-best in the Big Ten (Ohio State, 52-6; Wisconsin, 43-13).
- Dating back to 2015, Penn State has won 31 of its last 36 home games.
- Penn State's 127-57 record over the last 15 years (2006-20) ranks 15th in FBS and third in the Big Ten (Ohio State, 164-26; Wisconsin, 141-48).
- The Nittany Lions, Wisconsin, Oklahoma, LSU and Boise State are the only teams with a winning season each of the last 15 years.
- Head coach **James Franklin** has guided his teams to a winning record each of the last eight seasons (2 at Vanderbilt, 6 at Penn State).
- Since 2016, Franklin's 76.36 percent (42-14) winning percentage ranks fifth among current FBS coaches behind Clemson's Dabo Swinney 92.54 percent, Alabama's Nick Saban 92.06 percent, Georgia's Kirby Smart 77.42 percent and Wisconsin's Paul Chryst 76.79 percent.

OFFENSE NOTES

DOTSON PRODUCES EARLY

- WR **Jahan Dotson** leads the Big Ten with five receiving touchdowns and 361 receiving yards. The totals rank 23rd and 69th, respectively, nationally, while his 120.3 yards receiving per game rank 11th nationally.
- Dotson's five touchdowns in the first three games of the season tie the Penn State record set by Joe Jurevicius in 1997.
- Dotson's 361 yards receiving in the first three games rank eighth nationally and his five touchdowns in the first three games rank tied for fourth.
- Dotson's 7.0 receptions per game rank fourth in the Big Ten and 19th nationally.
- Dotson is one of two Power Five receivers to total at least 20 receptions, 350 yards receiving and five receiving touchdowns in the first three games this season, joining LSU's Terrace Marshall Jr. (21 rec, 424 yds, 7 TD), and one of three in FBS, joining Nevada's Romeo Doubs (25 rec, 465 yds, 5 TD) and.
- Dotson is one of 22 players in the FBS and one of 14 in the Power Five to total at least 20 receptions, 350 receiving yards and five receiving touchdowns in the first three games since 2000, and the first in the Big Ten to complete the feat.

Power Five Receivers Totalling At Least 20 Rec, 350 Yds. & 5 TD in First Three Games since 2000 (14 total)

Name	Yr.	Team	Rec.	Yds.	TD
Jahan Dotson	2020	Penn State	21	361	5
Terrace Marshall Jr.	2020	LSU	21	424	7
Darren Andrews	2017	UCLA	26	409	6
Cam Phillips	2017	Virginia Tech	27	417	5
Chad Hansen	2016	California	40	546	5
Isiah Myers	2014	Washington St.	26	423	5
Brandin Cooks	2013	Oregon State	29	498	7
Justin Blackmon	2010	Oklahoma St.	24	431	8
Michael Crabtree	2008	Texas Tech	24	395	5
Michael Crabtree	2007	Texas Tech	38	538	8
Derek Hagan	2004	Arizona State	24	385	5
Larry Fitzgerald	2003	Pittsburgh	25	448	6
Justin Jenkins	2003	Mississippi St.	24	397	5
Nakoa McClrath	2001	Washington St.	27	514	7

- Dotson is the first Penn State football player to have a touchdown catch in each of the first three games of a season since Allen Robinson accomplished the feat in 2013 (vs. Syracuse, Eastern Michigan, UCF).
- Dotson's 361 yards receiving in the first three games of the season are the most by a Nittany Lion since Geno Lewis totaled 380 in the first three games of 2014. Allen Robinson is the only Nittany Lion to total more over the same stretch since 2000, totaling 405 to open 2013.
- Dotson is averaging 17.2 yards per reception (minimum 15 catches) through his first three games of 2020, which ranks 10th nationally and third in the Power Five for a player's first three games of the 2020 season.
- Dotson caught three touchdown receptions against Ohio State to become the first Penn State player with three touchdown receptions in a game since **Pat Freiermuth** (vs. Michigan State, 2019) and the first Nittany Lion receiver since DaeSean Hamilton (vs. Indiana, 2017).
- Dotson recorded a career-high 144 receiving yards on a career-best eight catches against Ohio State, marking the most receiving yards for a Penn State Player since Chris Godwin recorded 187 yards vs. USC in the 2016 Rose Bowl.

DOTSON DOWNFIELD

- Dotson has 18 career catches of 20 or more yards.
- Dotson has caught at least one pass in 23-straight games, dating back to the Indiana game in 2018.
- Dotson has at least one receiving touchdown in his last five consecutive games.
- Against Maryland, Dotson posted his third career 100-yard receiving game with 123 yards. It is his second 100-yard game this season (Ohio State).
- Dotson is the 35th Nittany Lion to surpass 1,000 career receiving yards. He now has 1,052 career receiving yards to rank 31st in program history.

WASHINGTON A TRUE FRESHMAN STANDOUT

- Nationally among freshmen this season, WR **Parker Washington** ranks in the top 10 in receiving touchdowns, receptions per game and receiving yards per game.

Category	Total	Fr.	True Fr.
Receiving Touchdowns	3	T-3rd	T-2nd
Receptions per Game	4.7	5th	3rd
Receiving Yards per Game	51.7	8th	7th

- Washington is one of five Nittany Lions since 2000 to total at least 10 catches, 150 receiving yards and three receiving touchdowns in the first three games of a season and the only freshman to do so.

Name	Yr.	Elig.	Rec.	Yds.	TD
Jahan Dotson	2020	JR	21	361	5
Parker Washington	2020	FR	14	155	3
Allen Robinson	2013	JR	23	405	3
Allen Robinson	2012	SO	24	322	4
Jordan Norwood	2008	SR	17	303	4

- Washington is one of three Big Ten freshmen since 2000 to total at least 10 catches, 150 receiving yards and three receiving touchdowns in the first three games of a season

Name	Yr.	Team	Rec.	Yds.	TD
Parker Washington	2020	Penn State	14	155	3
Jackson Anthrop	2017	Purdue	17	157	4
Jonathan Orr	2002	Wisconsin	14	285	3

- Washington ranks third on the team this season with 14 catches for 155 yards and second with three touchdown catches. His three touchdowns rank fourth in the Big Ten.
- Washington is the first Penn State true freshman to have two touchdown receptions in a game since **Pat Freiermuth** did so against Rutgers in 2018.
- Washington's 155 yards receiving are the most by a Penn State true freshman through the first three games of the season since Deon Butler caught seven passes for 181 yards in 2005 and the most by Penn State freshman since DaeSean Hamilton caught 26 passes for 337 yards in 2014.
- Against Maryland, Washington caught eight passes for 70 yards and two touchdowns.
- Against Ohio State, Washington had four catches for 73 yards including a career-long 31-yard reception in the fourth quarter. He also had a 20-yard reception in the third quarter.
- Washington caught a 9-yard touchdown pass in overtime at Indiana, marking the second-straight season opener with a freshman catching a touchdown pass. **Brenton Strange** caught a 4-yard touchdown reception against Idaho in 2019.
- Washington is the first true freshman wide receiver to start a season opener since Brandon Polk against Temple in 2015.

CONSISTENT TARGETS

- TE **Pat Freiermuth** has a reception in his last 28 games (all but his first career game), marking the eighth-longest active streak in FBS and tied for the longest among tight ends.

Most Consecutive Games with a Reception (Active)

#	Polis	First-Last
1.	Justin Hall, Ball State	37
2.	JD Spielman, Nebraska/TCU	36
3.	CT Thomas, Boise State	33
4.	Marquez Stevenson, Houston	29
	Austin Trammell, Rice	29
	Rashod Bateman, Minnesota	29
7.	Jake Ferguson, Wisconsin (TE)	28
8.	Pat Freiermuth, Penn State (TE)	28
	Cornelius McCoy, Georgia State	28
10.	Emeka Emezie, NC State	26
	CJ Marable, Coastal Carolina (RB)	26

- WR **Jahan Dotson** has caught at least one pass in 23-straight games, dating back to the Indiana game in 2018.

1,000 YARDS RECEIVING CLUB

- TE **Pat Freiermuth** is the 34th Nittany Lion and seventh Penn State tight end to accumulate 1,000 career receiving yards. He has 1,072 career receiving yards to rank 29th in program history.
- WR **Jahan Dotson** is the 35th Nittany Lion to surpass 1,000 career receiving yards. He has 1,052 career receiving yards to rank 31st in program history.

TOUCHDOWNS FOR THE TIGHT END

- TE **Pat Freiermuth** owns the Penn State career record for receiving touchdowns by a tight end with 16 career touchdown grabs. He broke a tie with Mike Gesicki (2014-17) with a touchdown catch at Indiana.
- Freiermuth's 16 touchdown receptions make him the career active leader in FBS among tight ends.
- Freiermuth's 16th career touchdown grab at Indiana moved him into a tie for eighth all-time in receiving touchdowns at Penn State with O.J. McDuffie (1988-92). Freiermuth moved past **Terry Smith** (1988-91), Joe Jurevicius (1994-97) and Gesicki.
- Freiermuth had seven touchdowns last season to rank fourth in FBS among tight ends. Among all positions, he ranked tied for seventh in the Big Ten.

DUAL THREAT

- QB **Sean Clifford** leads the Big Ten and ranks ninth in the FBS with 336.3 yards of total offense per game.
See National Nits on Page 8
- Clifford's 4,257 career total offense yards rank 12th all-time at Penn State.
- Clifford has 40 career touchdowns responsible for to rank 12th all-time at Penn State.
- Clifford has surpassed 350 yards of total offense twice this season, totaling 357 at Indiana and 366 against Maryland. In his career, those efforts only trail a 452-yard game at Maryland (2019) and a 379-yard game at Minnesota (2019).
- Clifford ran for a career-best 119 yards on 17 carries at Indiana. It was his first career 100-yard rushing game and Penn State's first 100-yard rushing game by a quarterback since Will Lewis ran for 108 yards against Rutgers in 2019.
- Clifford has 549 career rushing yards to rank eighth all-time at Penn State in rushing yards by a quarterback.
- Clifford scored on a 35-yard run at Indiana. It was Clifford's second career rushing touchdown over 30 yards, joining his 38-yard run against Indiana in 2019.
- Last season, Clifford averaged 254.7 yards of total offense per game to rank fourth in the Big Ten and 43rd in FBS.
See Records Watch on Pages 22-25

CLIMBING THE PASSING CHARTS

- QB **Sean Clifford** has 3,708 career passing yards, passing John Schaffer (1983-86), Michael Robinson (2002-05) and John Hufnagel (1970-72) against Maryland to move into 13th all-time in Penn State history. He is the 17th Penn State quarterback to surpass 3,000 career passing yards.
- Clifford's 340 yards passing against Maryland ranks tied for 16th in a single game in program history, matching his own mark at Minnesota in 2019 and Christian Hackenberg's performance at Indiana in 2013.
- Clifford ranks tied for fifth all-time at Penn State with three games of 300 yards passing. He is tied with Daryl Clark (2006-09) after throwing for 340 yards against Maryland.
- Clifford ranks tied for 10th all-time at Penn State with nine career games of 200-plus yards passing. He is tied with Todd Blackledge (1980-82) and Wally Richardson (1992, 94-96).
- Clifford has 263 career completions, putting him in a tie for 12th at Penn State with Kevin Thompson (1996-99).
- Clifford has attempted 448 career passes to rank 15th all-time at Penn State.
- Clifford attempted a program-record 57 passes against Maryland. The record was previously held by Christian Hackenberg (55; at Indiana, 2013).
See Records Watch on Pages 22-25

TOUCHDOWN TOSSES

- QB **Sean Clifford**'s nine touchdown passes rank second in the Big Ten and 37th in the FBS. Clifford is one of 13 FBS quarterbacks to throw for nine touchdowns in the first three games this season.
- Clifford is in sole possession of 10th place in program history with 34 TDs, moving ahead of Anthony Morelli (2004-07).
- Clifford has three passing touchdowns in all three games this season and has nine career games with three or more passing scores.
- Clifford's career passing TD percentage of 7.58 currently ranks third all-time at Penn State.
- Clifford has five career games with at least 250 passing yards and three passing touchdowns.
See Records Watch on Pages 22-25

EFFICIENT AND ACCURATE

- Clifford's career passing efficiency rating of 147.9 currently ranks as the best in Penn State history.
- Clifford's 148.5 rating last season ranked 27th in FBS and fourth in the Big Ten.
- Clifford's career completion percentage of 58.7 currently ranks fourth in Penn State history.
See Records Watch on Pages 22-25

FIRST DOWN!

- Penn State leads the Big Ten with 77 first downs.
- Penn State's 77 first downs in the first three games of the season are its most since totaling 78 first downs in the first three games of 2008.
- Penn State gained 30 first downs against Maryland, tied for the fourth-most in the James Franklin era.

PILING UP THE POINTS

- Penn State has scored 40 points 19 times since 2016.
- By comparison, from 2008 until 2015, the Nittany Lions had 18 40-point outings.

Scoring Benchmarks Since 2016 (54 games)

Pts.	#	Last
50+	11	Dec. 28, 2019; vs. Memphis (W, 53-39)
40+	19	Dec. 28, 2019; vs. Memphis (W, 53-39)
30+	36	Oct. 24, 2020; at Indiana (L, 35-36 OT)
20+	49	Oct. 31, 2020; Ohio State (L, 25-38)

LAWNBOYZ

- RB **Devyn Ford** had a career-high 20 carries in the season-opener at Indiana, bettering his previous high of eight against Indiana in 2019.
- Penn State ranked third in the Big Ten with 250 rushing yards in the opening week.
See National Nits on Page 8
- The Nittany Lions tallied 52 rushing attempts at Indiana, equaling the fourth-most by the program under James Franklin. Penn State last had 52 rushing attempts against Iowa in 2016.
- Last season, Penn State ranked fourth in the Big Ten and 36th in FBS with 190.6 rushing yards per game.
- RB **Journey Brown** is 66 yards shy of 1,000 career rushing yards. Last season, he ran for 890 yards on 129 carries (6.9 average) with 12 touchdowns. He also had at least one rushing touchdown in five-straight games to end the season.

SEASON HONORS

JAYSON OWEH, DEFENSIVE END
PFF National Team of the Week (Indiana)

COACHING STAFF POTW

The Penn State coaching staff chooses players of the week in all three phases. Here are their selections:

OCT. 24 - INDIANA

- UTZ Defensive:..... Jayson Oweh
- PA Lottery Offensive:..... Pat Freiermuth
- D-Squad Offensive:..... Joseph Bruno & Nick Dawkins
- D-Squad Defensive:..... Max Chizmar & Robbie Dwyer
- D-Squad Special Teams:..... Trevor Baker

OCT. 31 - OHIO STATE

- UTZ Defensive:..... Brandon Smith
- PA Lottery Offensive:..... Jahan Dotson
- D-Squad Offensive:..... Mason Stahl & Olu Fashanu
- D-Squad Defensive:..... Dylan Farronato & Dan Vasey
- D-Squad Special Teams:..... Ben Wilson

COACHING STAFF NOTES

COACHING STAFF CHANGES

- Penn State added offensive coordinator/quarterbacks coach **Kirk Ciarrocca**, defensive line coach **John Scott Jr.**, wide receivers coach **Taylor Stubblefield** and offensive line coach **Phil Trautwein**.
- Ciarrocca spent the last three seasons as offensive coordinator and quarterbacks coach at Minnesota. In 2019, the Golden Gophers posted a 10-win regular season for the first time since 1905, thanks in part to the third-highest scoring offense in program history and the second-most passing yards in a season by the Gophers.
- Scott joins the Nittany Lions after spending the previous three seasons in the SEC. He was the defensive line coach during the 2019 season at South Carolina and spent previous two seasons at Arkansas as the defensive tackles coach in 2018 and defensive line coach in 2017.
- Stubblefield comes from the University of Miami, where he was the wide receivers coach. Stubblefield is no stranger to the Big Ten, as he was a consensus All-American wide receiver as a player at Purdue. He finished his career with an NCAA-record 325 receptions at the time and ranked second in Big Ten history with 3,629 yards.
- Trautwein served as the offensive line coach for the last two seasons at Boston College. He guided all five of his starting offensive linemen to 2019 All-ACC honors. Trautwein was a two-time All-SEC selection and two-time team captain as a left tackle at Florida, where he won a pair of BCS National Championships in 2006 and 2007.

PENNSYLVANIA TIES

- The Penn State coaching staff is deeply rooted in Pennsylvania, with four members originally hailing from the Keystone state.

Central PA

- Defensive Coordinator **Brent Pry** - Altoona
- Offensive Coordinator **Kirk Ciarrocca** - Lewisberry

Eastern PA

- Head Coach **James Franklin** - Langhorne

Western PA

- Cornerbacks **Terry M. Smith** - Aliquippa

FRANKLIN NAMED TO DODD TROPHY PRESEASON WATCH LIST

- Head coach **James Franklin** was named to the 2020 Dodd Trophy Watch List, the Bobby Dodd Coach of the Year Foundation and the Chick-fil-A Peach Bowl announced. The list includes 18 of the nation's top college football coaches.
- The Dodd Trophy celebrates the head coach of a team who has success on the gridiron, while also stressing the importance of scholarship, leadership and integrity – the three pillars of legendary coach Bobby Dodd's coaching philosophy. The watch list was created through a selection process by the Bobby Dodd Coach of the Year Foundation and Chick-fil-A Peach Bowl, taking into consideration each program's graduation rate, commitment to service and charity in the community, projected success for the 2020 season and Academic Progress Rate (APR).

DEFENSE NOTES

BEHIND THE LINE

- Penn State's 2.67 sacks per game rank third in the Big Ten.
- Penn State's eight sacks have been tallied by six different players.
- LB **Brandon Smith** has tallied a sack in each of the last two games.
- DE **Shane Simmons** recorded a career-high 1.5 sacks against Maryland
- DE **Shaka Toney** registered two sacks at Indiana.
- Toney has collected two or more sacks in four career games and has recorded two or more sacks in a quarter three times in his career (2018 at Indiana, 2019 vs. Purdue, 2020 at Indiana).
- Toney has 17.5 career sacks.
- Penn State's 3.30 sacks per game over the last five years (2015-20) trail only Clemson (3.33).
- Penn State's 228 sacks over the last six years (2015-20) are third only to Clemson (273) and Alabama (233).
- Over the last six years, Penn State has cumulated a 9.18 percent sack percentage (228 sacks on 2,485 plays), which ranks third behind Clemson (10.17%) and Michigan (9.65%).
- PSU posted five consecutive 40-plus sack seasons for the first time in program history after totaling 45 last season, 47 in 2018, 42 in 2017, 40 in 2016 and 46 in 2015.
See National Nits on Page 8

BROOKS TEAM'S TOP TACKLER

- LB **Ellis Brooks** leads the team with 23 tackles and set a career high with 11 tackles against Ohio State.
- Brooks also leads the team with 3.5 tackles for loss.
- Brooks' 7.7 tackles per game this season rank 14th in the Big Ten.
- Brooks is 15 tackles shy of 100 for his career.

OWEH LEADS D-LINE

- DE **Jayson Oweh** collected a career-best 10 tackles against Maryland. His previous best was six tackles against Ohio State the previous week.
- Oweh is the first Penn State defensive lineman with 10 or more tackles in a game since Yetur Gross-Matos against Indiana in 2018 (10 tackles).
- Oweh's 18 tackles are second on the team and tops among defensive linemen.
- Oweh's 2.5 tackles for loss are tied with LB **Brandon Smith** for second on the team and are tops among D-linemen.

FUMBLE!

- Penn State had forced at least one fumble in its last eight games, dating back to last season, until the streak was snapped against Maryland.
- LB **Lance Dixon** forced his first career fumble against Ohio State and LB **Ellis Brooks** did the same at Indiana.
- Last season, Penn State led the FBS with 22 forced fumbles, totaling its most forced fumbles since tallying a team-record 25 in 1968.
- S **Lamont Wade** tied a Big Ten record and led FBS for the year with three forced fumbles in a game at Ohio State.

STOPPING THE RUN

- Penn State ranks fourth in the Big Ten and 31st nationally allowing 124.0 yards per game on the ground.
- Indiana attempted only 26 rushes against Penn State, tied for the sixth-lowest by any opponent in the James Franklin era.
- Penn State limited Indiana to 41 yards rushing, the fewest allowed in the conference during the opening week.
- Penn State allowed just 95.0 yards rushing per game last season to rank fifth in FBS and lead the Big Ten, and allowed 2.55 yards per rush to lead FBS.
- Three of the five lowest rushing yards allowed totals under James Franklin were established last season, with minus-19 yards allowed to Purdue, 4 yards allowed to Idaho and 24 yards allowed to Pitt.

See Statistical Highs & Lows on Page 6

SPECIAL TEAMS NOTES

STOUT FROM 50

- K/P **Jordan Stout** hit a 50-yard field goal as time expired in the first half against Ohio State for his third career field goal of 50 yards or longer (53-yard field goal vs. Idaho, 2019; 57-yard field goal vs. Pitt, 2019).
- With three career field goals of 50 or more yards, Stout ranks second all-time at Penn State. He is tied with Kevin Kelly (2005-08) and Massimo Manca (1982, 84-86). Chris Bahr (1973-75) holds the program record with six career 50 or more yard field goals.
- Stout also booted a 56-yard punt against Ohio State for his first career punt of more than 50 yards.
See Records Watch on Pages 22-25

PINEGAR CLIMBING KICKING CHARTS

- K **Jake Pinegar** has converted 28 career field goals to rank 14th all-time at Penn State.
- Pinegar has made 116 extra points rank sixth all-time at Penn State.
See Records Watch on Pages 22-25

SUTHERLAND HIGHLIGHTS PENN STATE NUMBER CHANGES

- A new tradition begins at Penn State as the No. 0 will be worn by the team's special teams leader. This season, it will be **Jonathan Sutherland**.
- The No. 0 announcement was made following practice on Oct. 17. Sutherland was presented with his new jersey in Beaver Stadium.
- Sutherland was twice named as the Coaching Staff's Special Teams Player of the Week last season, blocking a pair of punts in the season opener against Idaho and making a pair of tackles in punt coverage against Pitt, respectively.
- Additionally, five Nittany Lions are wearing new numbers in 2020: **Jaquan Brisker** (1), **Cam Sullivan-Brown** (6), **Sebastian Costantini** (29), **Grayson Kline** (89) and **Bradley King** (93).

SEASON NOTES

HISTORIC SERIES

- Penn State has many long and storied series on the gridiron. The Nittany Lions have played 20 teams 20 or more times in the 134-year history of the program.
- Penn State owns a winning record against 16 of the 20 teams that it has met 20 or more times.
- Seven of the 20 teams are on the 2020 schedule, including Maryland (44), Iowa (29), Michigan (23), Michigan State (34), Indiana (24), Ohio State (36) and Rutgers (30).
- Fifteen of the 20 programs are currently members of NCAA Division I FBS. Bucknell, Lehigh and Penn are in NCAA Division I FCS, while Gettysburg and Lebanon Valley are in Division III.

Team	Meetings	Record
Pitt	100	53-43-4
Syracuse	71	43-23-5
West Virginia	59	48-9-2
Penn ^	47	18-25-4
Temple	45	40-4-1
Maryland *	44	40-3-1
Bucknell ^	38	28-10
Navy	38	19-17-2
Ohio State *	36	14-22
Michigan State *	34	16-17-1
Rutgers *	30	28-2
Iowa *	29	17-12
Gettysburg ^	28	27-0-1
Army	26	14-10-2
Illinois *	24	19-5
Boston College	24	20-4
Lehigh ^	23	16-6-1
Indiana *	24	22-2
Michigan *	23	9-14
Lebanon Valley ^	20	20-0

* - Current Big Ten team | ^ - Current Non-FBS university

Bold indicates 2020 opponent

S-ZONE

- Penn State's iconic S-Zone is a staple of college football and has taken many forms over the years. This year, thanks to the Lion Ambassadors, the Penn State Alumni Association's student alumni corps, the S-Zone is a banner stretching across 800 seats above the team tunnel at Beaver Stadium.
- Through a partnership with the Penn State Alumni Association, Blue & White Society, and Lion Ambassadors, the banner honors the Class of 2020 and Class of 2021 and features the names of members of those classes.
- This S-Zone banner is designed to celebrate and pay homage to both of these classes, who saw their Penn State experiences altered significantly in this past year. In the absence of fans, it also will help to show support for Penn State's student-athletes and coaches who will compete in Beaver Stadium this season.
- The banner is in place in Beaver Stadium through the end of this 2020 season.

PENN STATE DRAWS RATINGS

- The Penn State-Ohio State game in Week 9 drew an average of 6,534,000 viewers, making it the second-most watched game of the season thus far.
- The Penn State-Ohio State game is the most-watched game on an ESPN network this season and drew 27 percent more viewers than ABC's Saturday Night Football average from 2019.
- The Penn State-Ohio State game helped ABC win the night as the most-viewed network in primetime on Saturday.

OVERTIME OVER TIME

- College football introduced overtime during the bowl season in 1995 and adopted it for regular season games in 1996. Since then, Penn State has played 14 overtime games, including six over the 2012-14 seasons.
- Nine of the 14 overtime tilts have come at home, three in true road games, one in the 2006 Orange Bowl and one in the 2014 Pinstripe Bowl.
- Penn State is 8-6 all-time in overtime games, with a 5-4 record at Beaver Stadium, 1-2 mark in true road games and 2-0 ledger at a neutral site.
- Penn State's first two overtime contests came vs. Iowa in 2000 and 2002 at home. The Nittany Lions dropped their first three contests that went to the extra period, but won five straight overtime contests before falling to Nebraska on Nov. 23, 2013.
- Penn State's all-time overtime games:

Date	Opponent	Score
11/4/00	IOWA (2OT)	L, 23-26
9/28/02	IOWA	L, 35-42
10/12/02	at Michigan	L, 24-27
1/3/06	vs. Florida State (3OT) ¹	W, 26-23
10/7/06	at Minnesota	W, 28-27
11/24/12	WISCONSIN	W, 24-21
10/12/13	MICHIGAN (4OT)	W, 43-40
11/2/13	ILLINOIS	W, 24-17
11/23/13	NEBRASKA	L, 20-23
10/25/14	OHIO STATE (2OT)	L, 24-31
12/27/14	vs. Boston College ²	W, 31-30
10/2/16	MINNESOTA	W, 29-26
9/1/18	APPALACHIAN STATE	W, 45-38
10/24/20	at Indiana	L, 35-36

1 - Orange Bowl, 2 - Pinstripe Bowl

HOME SWEET HOME

- With a 297-76 all-time record in Beaver Stadium, Penn State owns the sixth-best winning percentage (.796) in its current home venue amongst current FBS schools and leads the Big Ten.
- Only Alabama (.833) and Oklahoma (.814) have higher winning percentages in facilities older than Beaver Stadium.

School	Stadium Name (Opened)	Rec	Win %
1. Alabama	Bryant-Denny Stadium (1929)	275-54-3	.833
2. Ga. Southern	Paulson Stadium (1984)	201-41	.831
3. Marshall	Joan C. Edwards Stadium (1991)	169-35	.828
4. Boise State	Albertsons Stadium (1970)	273-57	.827
5. Oklahoma	Gaylord Family-Oklahoma Memorial Stad. (1923)	405-87-15	.814
6. Penn State	Beaver Stadium (1960)	297-76	.796
7. Auburn	Jordan-Hare Stadium (1939)	333-84-7	.794
8. Ohio State	Ohio Stadium (1922)	452-112-20	.791
9. Tennessee	Neyland Stadium (1921)	473-136-17	.769
10. App. State	Kidd Brewer Stadium (1962)	255-76-5	.767

VIRTUAL VALLEY

VITRUAL VALLEY EXPERIENCE

- Penn State Athletics announced the Virtual Valley Experience as a way to virtually bring Nittany Lion fans to football game days, including having a presence in Beaver Stadium. Virtual Valley will also give fans behind-the-scenes access to the Penn State football program all season long.
- Due to the ongoing COVID-19 pandemic, tailgating or gathering on campus and/or in University parking lots is not permitted and will be monitored closely. If fans choose to gather at their home, Penn State recommends following local health and safety guidelines as Nittany Nation virtually comes together on football Saturdays. The Virtual Valley Experience website will be updated weekly. Visit the site at GoPSUsports.com/virtualvalley to find out more.
- Athletics is encouraging fans to participate in any of the three options to have a presence in Beaver Stadium, by purchasing a fan cutout or participating in the Raise the Song virtual campaign or posting their photos on social using #PSUPride.
- Fans can purchase cutouts of themselves to be placed inside Beaver Stadium for the entire 2020 football season. Cutouts are \$85 for the first cutout, \$75 for each additional cutout (up to three additional cutouts) and \$65 for Penn State students for the season.
- Portions of the net proceeds from this initiative will be donated to THON, as well as Penn State equity and inclusion programs: Bunton-Waller scholarship program and Multicultural Faculty Development Support Funds. The Bunton-Waller scholarship is named in honor of Mildred Settle Bunton (1932), recognized as the first African American woman to graduate from Penn State, and Calvin Hoffman Waller (1904), believed to be Penn State's first African American graduate. The scholarship is given to students who enhance the broad and diverse student population at PSU.
- The cutouts will be placed inside Beaver Stadium and visible to the student-athletes. Traditionally for the biggest games of the season, fans are asked to Penn State White Out gear to create the greatest atmosphere in college football. While this season will be different, we are still asking fans to wear their Penn State White Out gear in their submitted image. For more information and to purchase your fan cutouts, visit www.gopsusports.com/cutouts.
- The Raise the Song virtual campaign asks Penn State fans to submit videos of themselves cheering on the Nittany Lions. Those videos will be used in-stadium on game day to support our student-athletes. Videos may also be featured during virtual programming or on Penn State Athletics social media accounts. Fans can submit their videos at: www.gopsusports.com/raisethesong.
- The long-running Penn State Coaches Show featuring James Franklin presented by Pepsi airs Thursday evenings at 6 p.m. and is available on Penn State Sports Network affiliates and LionVision. On game days, the Penn State Sports Network pregame and postgame shows will air on network affiliates, as well as LionVision, and features Steve Jones and Jack Ham. The postgame show is presented by the PA Propane Foundation.
- The Unrivaled Pregame Show airs at 8 a.m. each week. This new show will bring the game day experience into fans' homes by highlighting the traditions and fan experiences which make Penn State the best game experience in the country. The Unrivaled Postgame Show, returning for its second season, recaps the game with coach and student-athlete interviews. Both programs are available to fans for free on LionVision, Facebook LIVE and Twitter.

Additional virtual initiatives for the 2020 football season include:

- Fan Photos on Beaver Stadium Videoboard – Fans can show their support of Penn State football student-athletes by posting photos on Twitter and Instagram using the hashtag #PSUPride. Photos will be featured on the videoboards in Beaver Stadium during home games and on the Virtual Valley Experience website.
- Unrivaled Podcast – Unrivaled: The Official Podcast of Penn State Football, returns for its second season with new episodes each Thursday.
- Virtual Tailgate of the Game Contest – Each game day, fans will be asked to share photos of their socially distant or virtual tailgates on social media, using #PSUTailgate. The fans showing the most Penn State spirit will be selected as the Tailgate of the Game and claim a prize from the Nittany Lion Club.
- Behind the Mic – The Penn State Sports Network brings fans into the radio booth with Steve Jones and Jack Ham. Watch and listen to Steve and Jack as they broadcast the game. Please note, this video feed does not show the game.
- Halftime Trivia Contest – Each week at halftime of the game, fans will have the opportunity to participate in the Penn State Football-themed trivia contest.
- Nittany Lion Club Tailgate Cookbook Recipe of the Week – The Nittany Lion Club will feature its Recipe of the Week each Wednesday.
- Zoom Backgrounds – Penn State Athletics has a variety of virtual Zoom backgrounds, including tailgate lot views, available on GoPSUsports.com.

Virtual Valley Experience Game Week Schedule

Day	Time	Event	Platform
Tuesday	12:30 p.m.	Head Coach James Franklin's Weekly Press Conference	LionVision/Facebook LIVE
Wednesday	-	Nittany Lion Club Tailgate Cookbook Recipe of the Week	@NittanyLionClub social channels
Thursday	-	PSECU Game Preview	@PennStateFBall social channels
	6 p.m.	Unrivaled: The Official Podcast of Penn State Football Penn State Coaches Show featuring James Franklin presented by Pepsi	@PennStateFBall social channels LionVision/PSSN Affiliates
Friday	-	Game Preview with Head Coach James Franklin	@PennStateFBall social channels
Saturday	8 a.m.	Unrivaled Pregame Show	LionVision/Facebook LIVE/Twitter
	1.5 hrs. before kickoff	Penn State Sports Network Pregame Show Nittany Lion Club's Virtual Tailgate of the Game Contest	LionVision/PSSN Affiliates @GoPSUsports social channels
	Kickoff	Penn State Sports Network Radio Broadcast	LionVision/PSSN Affiliates
	Kickoff	Behind the Mic Stream with Steve Jones & Jack Ham	LionVision/GoPSUsports Facebook LIVE
	Halftime	Halftime Trivia Contest	@GoPSUsports social channels
	Postgame	Unrivaled Postgame Show	Facebook LIVE/Twitter
	Postgame	Penn State Sports Network Postgame Show Presented by PA Propane Foundation	LionVision/PSSN Affiliates

PRESEASON HONORS

JOURNEY BROWN, RUNNING BACK

Watch List

Maxwell Award Watch List (National Player of the Year)

Paul Hornung Award Watch List (Most Versatile)

Doak Walker Award Watch List (Top RB)

Preseason All-Conference

Athlon All-Big Ten (1st Team)

Phil Steele All-Big Ten (1st Team)

NOAH CAIN, RUNNING BACK

Doak Walker Award Watch List (Top RB)

TARIQ CASTRO-FIELDS, CORNERBACK

Athlon All-Big Ten (2nd Team)

Phil Steele All-Big Ten (1st Team)

SEAN CLIFFORD, QUARTERBACK

Watch List

Davey O'Brien Award Watch List (Top QB)

Johnny Unitas Golden Arm Award (Top Graduating QB)

Manning Award Watch List (Top QB)

Wuerffel Trophy Watch List (Community)

Preseason All-Conference

Athlon All-Big Ten (3rd Team)

Phil Steele All-Big Ten (3rd Team)

JAHAN DOTSON, WIDE RECEIVER

Athlon All-Big Ten (3rd Team)

Phil Steele All-Big Ten (3rd Team)

JAMES FRANKLIN, HEAD COACH

Bobby Dodd Trophy Watch List (Top Coach)

PAT FREIERMUTH, TIGHT END

Watch List

John Mackey Award Watch List (Top TE)

Biletnikoff Award Watch List (Top Receiver)

Preseason All-America

AP Preseason All-America (1st Team)

Athlon Sports Preseason All-America (1st Team)

USA Today Preseason All-America (2nd Team)

Walter Camp Preseason All-America (2nd Team)

Phil Steele All-America (1st Team)

Preseason All-Conference

Big Ten Player to Watch

Athlon All-Big Ten (1st Team)

Phil Steele All-Big Ten (1st Team)

WILL FRIES, OFFENSIVE LINE

Phil Steele All-Big Ten (3rd Team)

MICHAL MENET, OFFENSIVE LINE

Rimington Watch List (Top C)

Preseason All-Conference

Athlon All-Big Ten (3rd Team)

Phil Steele All-Big Ten (3rd Team)

PJ MUSTIPHER, DEFENSIVE TACKLE

Athlon All-Big Ten (2nd Team)

JAYSON OWEH, DEFENSIVE END

Phil Steele All-Big Ten (2nd Team)

JAKE PINEGAR, KICKER

Lou Groza Award Watch List (Top K)

SHAKA TONEY, DEFENSIVE END

Nagurski Award Watch List (Defensive Player of the Year)

Athlon All-Big Ten (1st Team)

Phil Steele All-Big Ten (1st Team)

LAMONT WADE, SAFETY

Watch List

Jim Thorpe Award Watch List (Top DB)

Preseason All-Conference

Athlon All-Big Ten (2nd Team)

Phil Steele All-Big Ten (2nd Team)

THIRTY-NINE LETTERWINNERS RETURN FROM 2019

- Penn State returns 39 lettermen from last year's Top 10 squad – 16 on offense, 20 on defense and three on special teams.
- A total of 42 lettermen are returning for the Nittany Lions. In addition to the 39 lettermen returning from 2019, **Rafael Checa** (2018), **Donovan Johnson** (2018) and **Cam Sullivan Brown** (2018) each are previous letterwinners.
- The Nittany Lions lost the services of 20 lettermen – 11 on offense, eight on defense and one specialist.

SEVENTEEN STARTERS RETURNING

- The Nittany Lions return 17 starters – 10 on offense, four on defense and three on special teams.
- Nine additional Penn Staters have starting experience – three on offense, five on defense and one specialist.
- Among the returning starters are 2019 All-Big Ten second team honorees **Pat Freiermuth** and **Shaka Toney**, third team honoree **Tariq Castro-Fields**, as well as honorable mention selections **Journey Brown**, **Sean Clifford**, **Will Fries**, **Michal Menet**, **Jake Pinegar** and **Lamont Wade**.
- Freiermuth was also a second team All-America honoree by the AFCA and The Athletic.

FIVE BOWL TEAMS HIGHLIGHT SCHEDULE

- The Big Ten announced a revised nine-game conference only football schedule on Sept. 19. It has eight scheduled games with the ninth game to be played Dec. 19, featuring an East vs. West match-up as part of Big Ten Champions week.
- The Nittany Lions will face five teams that participated in a bowl game during the 2019 campaign.
- Indiana went 8-4 during the regular season and fell to Tennessee in the TaxSlayer Gator Bowl, 23-22.
- Ohio State won the Big Ten East Division and went on to defeat Wisconsin in the Big Ten Championship Game (34-21). The Buckeyes fell to Clemson in the College Football Playoff Semifinal (29-23).
- Iowa finished the season 10-3 overall after defeating the USC Spartans in the Holiday Bowl, 49-24.
- Michigan earned a spot in the VRBO Citrus Bowl, losing to No. 9 Alabama, 35-16, to finish 9-4 on the year.
- Michigan State finished 7-6 overall after picking up a 27-21 victory over Wake Forest in the New Era Pinstripe Bowl.

LIONS UNDER THE LIGHTS

- The 2020 season marks the 20th straight with at least one regular-season night game on the schedule.
- In 2019, Penn State played its most regular-season night games in program history with four primetime tilts.
- Penn State had a four-game night-game winning streak snapped against Ohio State.
- Penn State's only three losses in its last 14 night games are to Ohio State.
- Penn State is 55-32 at night all-time. The figure breaks down to 16-11 at home, 27-14 on the road and 12-7 in neutral site games. Penn State is 1-1 at regular season neutral sites, 11-6 in bowl games and 1-0 in conference championship games.
- On Oct. 12, 2013, the Lions claimed the longest game in Big Ten history when they edged Michigan under the lights, 43-40, in four overtimes in front of a sellout Beaver Stadium crowd of 107,844 on Homecoming.

2020 CAPTAINS NAMED

- Penn State football head coach **James Franklin** announced redshirt seniors **Michal Menet** and **Shaka Toney**, senior **Lamont Wade**, redshirt juniors **Sean Clifford** and **Jonathan Sutherland**, and juniors **Pat Freiermuth**, **Jesse Luketa** and **Jordan Stout** have been named team captains for the 2020 season.
- Clifford, Freiermuth, Menet and Sutherland (special teams) are captains for the second-straight season.

BIG TEN PRESEASON HONORS

- TE **Pat Freiermuth** was among the 10 players named to the Big Ten preseason honors list, as selected by the conference's media members.

BIG TEN PRESEASON HONOREES

WEST DIVISION	EAST DIVISION
Rashod Bateman, WR, MINN	Kwity Paye, DE, MICH
Tanner Morgan, QB, MINN	Wyatt Davis, OG, OSU
Paddy Fisher, LB, NU	Justin Fields, QB, OSU
Rondale Moore, WR, PUR	Shaun Wade, CB, OSU
Jack Sanborn, ILB, WIS	Pat Freiermuth, TE/H, PSU

See Preseason Honors on Page 14

CLIFFORD ON FOUR WATCH LISTS

- QB **Sean Clifford** was named to the Davey O'Brien Award, The Johnny Unitas Golden Arm Award, Manning Award and Wuerffel Trophy preseason watch lists.
- Clifford was one of 30 quarterbacks named to The Davey O'Brien National Quarterback Award watch list. The award is presented annually to the nation's best college quarterback and is the oldest and most prestigious national quarterback award.
- Penn State has had two O'Brien Award winners, with Todd Blackledge (1982) and Kerry Collins (1994) each earning the honor. John Schaffer was also named a finalist in 1986.
- Sixteen semifinalists selected from the final watch list will be named on Tuesday, Nov. 10. The Davey O'Brien Foundation will announce the three finalists two weeks later (Tuesday, Nov. 24).
- The Johnny Unitas award is presented annually to the top senior and upperclassman quarterback set to graduate with their class by the Johnny Unitas Golden Arm Educational Foundation and Johnny Unitas Golden Arm Selection Committee. Candidates are chosen based on player performance on and off the field.
- The Manning Award list includes 30 of the top quarterbacks in the nation heading into the 2020 season. It was created by the Allstate Sugar Bowl in honor of the college football accomplishments of Archie, Peyton and Eli Manning. It is the only quarterback award that includes the candidates' bowl performances in its balloting.
- The Wuerffel Trophy, known as "College Football's Premier Award for Community Service," is presented each February in Fort Walton Beach. Named after 1996 Heisman Trophy winning quarterback from the University of Florida, Danny Wuerffel, the Wuerffel Trophy exists to honor college football players who serve others, celebrate their positive impact on society, and inspire greater service in the world. Semifinalists for the award will be announced on November 3 and finalists will be announced on November 23. The formal announcement of the 2020 recipient will be made at the National Football Foundation's festivities in New York City on December 8. The presentation of the 2020 Wuerffel Trophy will occur at the 52nd All Sports Association Awards Banquet on February 19, 2021 in Fort Walton Beach.

See Preseason Honors on Page 14

FREIERMUTH NAMED A WALTER CAMP PRESEASON ALL-AMERICAN

- TE **Pat Freiermuth** earned a spot on the Walter Camp Foundation's Preseason All-American team, presented by Marcum LLP.
- Walter Camp, considered the "Father of American Football," first named an All-American team in 1889. The 2020 season will be the 131st edition of the team.
- In late November, the 2020 All-America teams will be selected by the head coaches and sports information directors of the 130 Football Bowl Subdivision schools and will be certified by Marcum's New Haven-based accounting firm.
- The Walter Camp Football Foundation – a New Haven-based all-volunteer group – was founded in 1967 to perpetuate the ideals of Camp and to continue the tradition of selecting annually an All-America team.

See Preseason Honors on Page 14

FREIERMUTH ON PAIR OF WATCH LISTS

- TE **Pat Freiermuth** was named to both the John Mackey Award and Biletnikoff Award watch lists.
- The Mackey Award is given annually to the most outstanding collegiate tight end, selected by vote of the John Mackey Award Selection Committee.
- This is Freiermuth's second consecutive year on the Mackey Award watch list. Mike Gesicki was a finalist for the award in 2017.
- The Biletnikoff Award is presented annually by The Tallahassee Quarterback Club (TQC) Foundation, Inc. to the season's outstanding college football receiver regardless of position.
- Freiermuth is one of 55 players on the Biletnikoff list. Former Penn State wide receiver Bobby Engram was a winner of the award in 1994 and a finalist in 1995.
- The 2020 Biletnikoff Award winner will be presented the Biletnikoff Award trophy by TQC Foundation Chairman George Avant, Jr., keynoter and college hall of famer Chad Hennings, and college and pro football hall of famer Fred Biletnikoff before 550 patrons at the Biletnikoff Award Banquet at the University Center Club at Doak Campbell Stadium in Tallahassee on Saturday, March 6, 2021.

See Preseason Honors on Page 14

MENET NAMED TO RIMINGTON LIST

- Redshirt senior center **Michal Menet** was named to the Rimington Trophy watch list. The Rimington Trophy is presented annually to the most outstanding center in Division I.
- Menet made 13 starts at center in 2019 and was a team captain. He has played in 37 career games, making 25 starts at center. A 2019 All-Big Ten honorable mention by the coaches and media, Menet earned the Dick Maginnis Memorial Award, recognizing an outstanding offensive lineman, at the team's awards banquet following the 2019 season.

See Preseason Honors on Page 14

TONEY ON NAGURSKI WATCH LIST

- DE **Shaka Toney** was named to the Bronko Nagurski Trophy Watch List by the Charlotte Touchdown Club. The award recognizes the National Defensive Player of the Year and Penn State is one of 15 schools with teammates on the watch list.
- The winner of the 2020 Bronko Nagurski Trophy presented by LendingTree as the National Defensive Player of the Year will be chosen from five finalists. The FWAA All-America Committee, after voting input from the association's full membership, selects a 26-man All-America Team and eventually the Nagurski Trophy finalists. Committee members, by individual ballot, select the winner they regard as the best defensive player in college football.

See Preseason Honors on Page 14

WADE ON JIM THORPE WATCH LIST

- S **Lamont Wade** was named to the Paycom Jim Thorpe Award watch list by The Oklahoma Sports Hall of Fame (OSHO) and Jim Thorpe Association.
- This list includes 49 of the nation's best defensive backs, representing 10 conferences. The preseason watch list is selected by a screening committee whose members compile a list of up to 50 players. The watch list will be narrowed down to 10 to 15 semifinalists on the first Monday of November. From there, three finalists are submitted to a national panel of over 250 sports writers, sportscasters, former players and coaches who vote to determine the winner of the award.
- All three finalists are invited to attend The Home Depot College Football Awards Show Presented by Gildan, broadcast live on ESPN from Atlanta, Georgia, where the winner is announced. The official presentation of the Paycom Jim Thorpe Award takes place in Oklahoma City, following ESPN's live presentation at The Home Depot College Football Awards Show.

See Preseason Honors on Page 14

PINEGAR ON GROZA AWARD WATCH LIST

- K **Jake Pinegar** was one of 30 players named to the watch list for the 2020 Lou Groza Collegiate Place-Kicker Award by the Palm Beach County Sports Commission.
- Accomplishments are tabulated throughout the season and the Lou Groza Collegiate Place-Kicker Award will announce its 20 semifinalists on Thursday, November 5th. From this list, a panel of more than 100 FBS head coaches, SIDs, media members, former Groza finalists, and current NFL kickers selects the top three finalists for the award, announced on Tuesday, November 24th. That same group then selects the national winner, who will be announced on Thursday, December 10th during the Home Depot College Football Awards Show on ESPN.
- The 29th Annual Lou Groza Collegiate Place-Kicker Award, presented by the Orange Bowl, recognizes the three finalists during a celebration in Palm Beach County, culminating with a gala awards banquet at West Palm Beach's Kravis Center for the Performing Arts on December 7th.

See Preseason Honors on Page 14

FAMILY AFFAIR

- Penn Staters know that it is very common for generations of families to all attend Penn State. For a fortunate few, immediate family members are also able to follow in a brother, father or grandfather's footsteps on the Penn State football team.
- Three sons of Penn State lettermen are on the 2020 team.

Father (Letters)	Son (Class)
Brian Chizmar (1986-89)	Max Chizmar (R-Jr.)
Bruce Ellis (1973-76)	Keaton Ellis (So.)
Chris Thorpe (1988)	C.J. Thorpe (R-Jr.)
- Four pairs of brothers are currently represented.

Older (Letters/Class)	Younger (Class)
Adam De Boef (2017)	Collin De Boef (R-Fr.)
Billy Fessler (2017)	Henry Fessler (R-So.)
Kyle Vasey (2018)	Dan Vasey (R-Jr.)
Christian Kuntz (2012)	Zack Kuntz (R-So.)

URSCHEL NAMED TO CFP SELECTION COMMITTEE

- John Urschel, a former All-American lineman at Penn State, was named to a three-year term on the CFP Selection Committee.
- Urschel was also a two-time All-Big Ten performer and a 4.0 student at Penn State University. The Baltimore Ravens drafted him in the fifth round of the 2014 NFL draft. He retired after three seasons with the Ravens and enrolled at MIT to pursue a Ph.D. in applied mathematics (expected completion in 2020), which he began work on in January 2016 while he was still playing for the Ravens.
- Urschel earned a bachelor's degree in mathematics in 2012 (in less than three years) and a master's in mathematics a year later (again with a 4.0). During the spring 2013 semester, Urschel taught a section of trigonometry and analytic geometry to Penn State undergraduate students three days a week in addition to his own academic and football responsibilities. He won the Sullivan Award, given to the most outstanding amateur athlete in the country, in 2013. A two-time Academic All-American, he also won the 2013 Campbell Trophy, which recognizes college football's top scholar-athlete.
- Urschel has written a memoir, "Mind and Matter," with his wife, journalist Louisa Thomas, chronicling his life in athletics and academics. Last spring, even as he tackled the commitment of a full-time graduate student, he was a teaching assistant for the first time – in a Differential Equations course.

MEDICAL PROTOCOLS

The Big Ten Council of Presidents and Chancellors (COP/C) adopted significant medical protocols including daily antigen testing, enhanced cardiac screening and an enhanced data-driven approach when making decisions about practice/competition. The COP/C voted unanimously to resume the football season starting the weekend of October 23-24, 2020. The decision was based on information presented by the Big Ten Return to Competition Task Force, a working group that was established by the COP/C and Commissioner Kevin Warren to ensure a collaborative and transparent process.

The Big Ten is requiring student-athletes, coaches, trainers and other individuals that are on the field for all practices and games to undergo daily antigen testing. Test results must be completed and recorded prior to each practice or game. Student-athletes who test positive for the coronavirus through point of contact (POC) daily testing would require a polymerase chain reaction (PCR) test to confirm the result of the POC test.

Each institution has designated a Chief Infection Officer (CInO) who will oversee the collection and reporting of data for the Big Ten Conference. Team test positivity rate and population positivity rate thresholds will be used to determine recommendations for continuing practice and competition.

All COVID-19 positive student-athletes will have to undergo comprehensive cardiac testing to include labs and biomarkers, ECG, Echocardiogram and a Cardiac MRI. Following cardiac evaluation, student-athletes must receive clearance from a cardiologist designated by the university for the primary purpose of cardiac clearance for COVID-19 positive student-athletes. The earliest a student-athlete can return to game competition is 21 days following a COVID-19 positive diagnosis.

In addition to the medical protocols approved, the 14 Big Ten institutions will establish a cardiac registry in an effort to examine the effects on COVID-19 positive student-athletes. The registry and associated data will attempt to answer many of the unknowns regarding the cardiac manifestations in COVID-19 positive elite athletes.

The Big Ten Conference will use data provided by each Chief Infection Officer (CInO) to make decisions about the continuation of practice and competition, as determined by team positivity rate and population positivity rate, based on a seven-day rolling average:

Team positivity rate (number of positive tests divided by total number of tests administered):

- Green 0-2%
- Orange 2-5%
- Red >5%

Population positivity rate (number of positive individuals divided by total population at risk):

- Green 0-3.5%
- Orange 3.5-7.5%
- Red >7.5%

Decisions to alter or halt practice and competition will be based on the following scenarios:

- Green/Green and Green/Orange: Team continues with normal practice and competition.
- Orange/Orange and Orange/Red: Team must proceed with caution and enhance COVID-19 prevention (alter practice and meeting schedule, consider viability of continuing with scheduled competition).
- Red/Red: Team must stop regular practice and competition for a minimum of seven days and reassess metrics until improved.

NIITTANY LIONS IN THE NFL

- A total of 40 Penn State football alumni are populating the rosters of 23 National Football League teams.
- The Nittany Lions annually are among the top 20 programs nationally in producing players in the NFL. In addition, seven former Nittany Lions are members of NFL coaching staffs and two former PSU student-athletes from sports other than football are on rosters.
- Eight players from PSU's 2019 squad are on NFL teams.

NIITTANY LIONS ON NFL ROSTERS

- Baltimore Ravens (1):** Trace McSorley (2)
- Buffalo Bills (1):** Ryan Bates (2)
- Carolina Panthers (2):** Yetur Gross-Matos[®] (R), Shareef Miller (2)
- Chicago Bears (2):** Jordan Lucas (5)[^], Allen Robinson II (7)
- Dallas Cowboys (2):** Sean Lee (11), Connor McGovern (2)
- Denver Broncos (2):** DaeSean Hamilton (3), KJ Hamler (R)
- Detroit Lions (3):** Jason Cabinda (3), Jesse James (6), Amani Oluwariye (2)
- Green Bay Packers (1):** Adrian Amos (6)
- Houston Texans (1):** John Reid (R)
- Indianapolis Colts (1):** Robert Windsor (R)
- Las Vegas Raiders (2):** Nick Bowers (R), Carl Nassib (5)
- Los Angeles Rams (1):** Nick Scott (2)
- Miami Dolphins (1):** Mike Gesicki (3)
- Minnesota Vikings (1):** Dan Chisena (R)
- New Orleans Saints (1):** Blake Gillikin[®] (R)[^], Grant Haley (3), Anthony Zettel (5)
- New York Giants (3):** Saquon Barkley (2)[®], Cam Brown (R), Austin Johnson (5)
- New York Jets (1):** Sam Ficken (4), Chris Hogan[®] (8; former MLAX player), Ross Travis (5, former MBB player)
- Philadelphia Eagles (1):** Miles Sanders (2)
- Pittsburgh Steelers (1):** Marcus Allen (3)
- San Francisco 49ers (2):** Kevin Givens (2), Robbie Gould (16)
- Tampa Bay Buccaneers (3):** Chris Godwin (4), A.Q. Shipley (9), Donovan Smith (6)
- Tennessee Titans (2):** Jack Crawford (9), DaQuan Jones (7)[^]
- Washington Redskins (1):** Troy Apke (3)

Italics indicates practice squad | [®] Team Captain | [®] Injured Reserve
[^] Opt-out

SEVEN FORMER LIONS ON NFL COACHING STAFFS

Seven former Nittany Lions are patrolling the sidelines as part of NFL coaching staffs in 2020.

Matt Rhule (Carolina, head coach)

- Tom Bradley (Pittsburgh, defensive backs)
- Bobby Engram (Baltimore, tight ends)
- Al Golden (Cincinnati, linebackers)
- D'Anton Lynn (Houston, secondary)
- Mike Munchak (Denver, offensive line)
- Jeff Nixon (Carolina, senior offensive assistant/RBs)

FOUR FORMER LIONS ON 2021 HALL OF FAME BALLOT

- Penn State lettermen D.J. Dozier, Bobby Engram and Steve Wisniewski have been selected as a part of the national ballot for the National Football Foundation's College Hall of Fame's Class of 2021. A total of 78 players and seven coaches from FBS are on the 2021 ballot.
- The trio of standouts have an opportunity to join 19 former Nittany Lion players and five Penn State coaches who have been inducted into the Hall.
- Also on the Hall of Fame ballot is former Nittany Lion student-athlete Glenn Killinger, who is among the candidates for the Divisional coach Class of 2021. Killinger was inducted into the Hall of Fame as a player in 1966.
- Additionally, current Penn State wide receivers coach **Taylor Stubblefield** is on the ballot. Stubblefield was a wide receiver at Purdue (2001-04) and was a consensus All-American and a finalist for the Biletnikoff Award in 2004.
- A tailback, Dozier matriculated to Happy Valley from Virginia Beach, Va. and earned first team All-America honors from the Walter Camp Football Foundation in 1986. Dozier is the only Nittany Lion to lead the team in rushing four consecutive seasons, doing so from 1983-86. He ranks No. 5 on the school career rushing yardage list with 3,227 yards, scoring 25 touchdowns and averaging 5.2 yards per attempt. Dozier gained 1,002 yards as a freshman and tallied 811 yards and scored 10 touchdowns as a senior and one of the instrumental players on the Nittany Lions' 12-0 squad. Dozier will forever have a place in Penn State Football lore for scoring the game-winning touchdown on a six-yard fourth quarter run to lift the Nittany Lions past Miami, 14-10, in the 1987 Fiesta Bowl.
- Engram is considered one of the greatest wide receivers in Penn State history. As a junior on Penn State's undefeated Big Ten and Rose Bowl championship team of 1994, Engram won the first Biletnikoff Award that is given annually to the best receiver in college football. When he graduated in 1996, Engram held 12 team receiving records, and still holds the records for receiving yards in a career (3,026) and single season (1,084) and touchdown receptions in a game (four against Minnesota in 1993), a season (13 in 1993) and career (31).
- Wisniewski was a three-year starter at guard for the Nittany Lions who would go on to become an All-Pro lineman in the NFL. He was one of two sophomores to start on the 1986 National Championship team and he opened holes for two first-team All-America running backs, Blair Thomas (1987) and D.J. Dozier (1986). One of just four Penn State offensive linemen to earn a pair of first-team All-America honors, he was recognized in 1988 by the American Football Coaches (AFCA) and repeated All-America accolades from Sporting News. A 1988 team captain, Wisniewski is one of just two offensive linemen to earn Penn State's team MVP honor since its creation in 1978.
- From Harrisburg, Killinger was a Walter Camp All-American at quarterback for the Nittany Lions in 1921. He coached at Dickinson (1922), Rensselaer (1927-32), Moravian (1933) and West Chester (1934-41, 45-59). Killinger is the winningest coach in West Chester history and is a member of the Pennsylvania Sports Hall of Fame. He died in 1988.
- Stubblefield finished his career with an NCAA-record 325 receptions and ranked second in Big Ten history with 3,629 yards. He still owns the Big Ten record for career receptions, while his NCAA receptions record stood until 2011. Stubblefield also holds the Purdue record for receiving touchdowns in a season with 16 in 2004.
- The 2021 College Football Hall of Fame Class Presented by ETT will be officially inducted during the 64th NFF Annual Awards Dinner on Dec. 7, 2021, at the New York Hilton Midtown. They will also be honored at their respective schools with an NFF Hall of Fame On-Campus Salute, presented by Fidelity Investments, during the 2021 season.

FUTURE SCHEDULES

2021 Schedule

Sept. 4 at Wisconsin*
 Sept. 11 BALL STATE
 Sept. 18 AUBURN
 Sept. 25 VILLANOVA
 Oct. 2 Bye
 Oct. 9 at Iowa*
 Oct. 16 ILLINOIS*
 Oct. 23 at Michigan State*
 Oct. 30 INDIANA*
 Nov. 6 at Maryland*
 Nov. 13 MICHIGAN*
 Nov. 20 at Ohio State*
 Nov. 27 RUTGERS*
 Dec. 4 B1G Championship

2022 Schedule

Sept. 3 at Purdue*
 Sept. 10 OHIO
 Sept. 17 at Auburn
 Sept. 24 CENTRAL MICHIGAN
 Oct. 1 OHIO STATE*
 Oct. 8 at Michigan*
 Oct. 15 ILLINOIS*
 Oct. 22 Bye
 Oct. 29 MICHIGAN STATE*
 Nov. 5 at Indiana*
 Nov. 12 MARYLAND*
 Nov. 19 MINNESOTA*
 Nov. 26 at Rutgers*
 Dec. 3 B1G Championship

2023 Schedule

Sept. 2 WEST VIRGINIA
 Sept. 9 DELAWARE
 Sept. 16 at Illinois*
 Sept. 23 at Northwestern*
 Sept. 30 Bye
 Oct. 7 INDIANA*
 Oct. 14 at Michigan State*
 Oct. 21 at Ohio State*
 Oct. 28 IOWA*
 Nov. 4 MICHIGAN*
 Nov. 11 UMass
 Nov. 18 RUTGERS*
 Nov. 25 at Maryland*
 Dec. 2 B1G Championship

2024 Schedule

Aug. 31 at West Virginia
 Sept. 7 BOWLING GREEN
 Sept. 14 at Rutgers*
 Sept. 21 Open
 Sept. 28 Open
 Oct. 5 MARYLAND*
 Oct. 12 ILLINOIS*
 Oct. 19 at Wisconsin*
 Oct. 26 NEBRASKA*
 Nov. 2 Open
 Nov. 9 OHIO STATE*
 Nov. 16 at Michigan*
 Nov. 23 at Indiana*
 Nov. 30 MICHIGAN STATE*
 Dec. 7 B1G Championship
One non-conference game to be scheduled

2025 Schedule

Sept. 6 VIRGINIA TECH
 Sept. 13 VILLANOVA
 Sept. 20 RUTGERS*
 Sept. 27 at Illinois*
 Oct. 4 PURDUE*
 Oct. 11 Open
 Oct. 18 at Maryland*
 Oct. 25 at Minnesota*
 Nov. 1 INDIANA*
 Nov. 8 Open
 Nov. 15 at Ohio State*
 Nov. 22 MICHIGAN*
 Nov. 29 at Michigan State*
 Dec. 6 B1G Championship
One non-conference game to be scheduled

Future Non-Conference Games

Sept. 12, 2026 at Temple
 Sept. 11, 2027 DELAWARE
 Sept. 18, 2027 TEMPLE
 * Big Ten Game

Schedule subject to change

DEPTH CHART

OFFENSE

Wide Receiver	
3 Washington, Parker	Fr., 5-10, 205
85 Lutz, Isaac	R-Sr., 5-11, 197
80 Weller, Justin	R-Jr., 6-0, 194
Tight End	
87 Freiermuth, Pat	Jr., 6-5, 258
86 Strange, Brenton	R-Fr., 6-3, 252
82 Kuntz, Zack	R-So., 6-7, 258
84 Johnson, Theo	Fr., 6-6, 254
Left Tackle	
53 Walker, Rasheed	R-So., 6-6, 310
71 Fries, Will	R-Sr., 6-6, 306
75 Holmes, Des	R-Jr., 6-5, 312
Left Guard	
73 Miranda, Mike	R-Jr., 6-3, 301
75 Holmes, Des	R-Jr., 6-5, 312
77 Wormley, Sal	R-Fr., 6-3, 317
Center	
62 Menet, Michal	R-Sr., 6-4, 306
73 Miranda, Mike	R-Jr., 6-3, 301
70 Scruggs, Juice	R-So., 6-3, 302
Right Guard	
69 Thorpe, C.J.	R-Jr., 6-3, 313
75 Holmes, Des	R-Jr., 6-5, 312
55 Whigan, Anthony	R-Jr., 6-4, 315
Right Tackle	
71 Fries, Will	R-Sr., 6-6, 306
79 Wallace, Caedan	R-Fr., 6-5, 313
72 Bryce Effner	R-So., 6-5, 301
Wide Receiver	
13 Lambert-Smith, KeAndre	Fr., 6-1, 185
6 Sullivan-Brown, Cam	R-Jr., 6-0, 191
10 Jones, TJ	R-Fr., 6-1, 202
Wide Receiver	
5 Dotson, Jahan	Jr., 5-11, 182
11 George, Daniel	R-So., 6-2, 210
80 Meiga, Malick	Fr., 6-4, 198
Quarterback	
14 Clifford, Sean	R-Jr., 6-2, 217
7 Levis, Will	R-So., 6-3, 222
9 Roberson, Ta'Quan	R-Fr., 5-11, 195
Running Back	
28 Ford, Devyn	So., 5-11, 205
26 Holmes, Caziah	Fr., 5-11, 209 OR
24 Lee, Keyvone	Fr., 6-0, 230

DEFENSE

Defensive End	
18 Toney, Shaka	R-Sr., 6-3, 252
20 Isaac, Adisa	So., 6-4, 251
46 Tarburton, Nick	R-So., 6-3, 252
Defensive Tackle	
97 Mustipher, PJ	Jr., 6-4, 300
51 Beamon, Hakeem	R-Fr., 6-3, 292
91 Ellis, Dvon	R-Fr., 6-1, 296
99 Izzard, Coziah	Fr., 6-3, 290
Defensive Tackle	
55 Shelton, Antonio	R-Sr., 6-2, 327
53 Hansard, Fred	R-Jr., 6-3, 324
77 Culpepper, Judge	R-So., 6-4, 295
Defensive End	
28 Oweh, Jayson	R-So., 6-5, 252
34 Simmons, Shane	R-Sr., 6-3, 257
92 Vilbert, Smith	R-Fr., 6-6, 251
Outside Linebacker	
40 Luketa, Jesse	Jr., 6-3, 242
10 Dixon, Lance	R-Fr., 6-2, 225
12 Smith, Brandon	So., 6-3, 244
Middle Linebacker	
13 Brooks, Ellis	R-Jr., 6-1, 233
40 Luketa, Jesse	Jr., 6-3, 242
45 Katshir, Charlie	R-So., 6-3, 231
Outside Linebacker	
12 Smith, Brandon	So., 6-3, 244
23 Jacobs, Curtis	Fr., 6-1, 226
10 Dixon, Lance	R-Fr., 6-2, 225
Cornerback	
5 Castro-Fields, Tariq	Sr., 6-0, 191
8 Wilson, Marquis	So., 5-11, 181
25 Hardy, Daequan	R-Fr., 5-9, 180
Safety	
1 Brisker, Jaquan	Sr., 6-1, 210
0 Sutherland, Jonathan	R-Jr., 5-11, 202
21 Rudolph, Tyler	R-Fr., 6-0, 203
Safety	
38 Wade, Lamont	Sr., 5-9, 191
16 Brown, Ji'Airy	Jr., 5-11, 209
19 Gordon, Trent	R-So., 5-11, 199
Cornerback	
9 Porter Jr., Joey	R-Fr., 6-2, 193
2 Ellis, Keaton	So., 5-11, 186 OR
25 Hardy, Daequan	R-Fr., 5-9, 180


SPECIAL TEAMS

Punter	
98 Stout, Jordan	R-Jr., 6-3, 208
93 Forrest, Levi	Fr., 6-5, 184
92 Pinegar, Jake	Jr., 6-2, 192
Kicker (Field Goal)	
92 Pinegar, Jake	Jr., 6-2, 192
98 Stout, Jordan	R-Jr., 6-3, 208
93 Forrest, Levi	Fr., 6-5, 184
Kicker (Kickoff)	
98 Stout, Jordan	R-Jr., 6-3, 208
93 Forrest, Levi	Fr., 6-5, 184
92 Pinegar, Jake	Jr., 6-2, 192
Holder	
98 Stout, Jordan	R-Jr., 6-3, 208
90 Checa, Rafael	R-So., 6-2, 203
93 Forrest, Levi	Fr., 6-5, 184
Long Snapper	
91 Stoll, Chris	R-Jr., 6-2, 242
49 Wright, Michael	Fr., 6-1, 197
50 Chizmar, Max	R-Jr., 6-2, 229
Returner (Kickoff)	
28 Ford, Devyn	So., 5-11, 205
38 Wade, Lamont	Sr., 5-9, 191
3 Washington, Parker	Fr., 5-10, 205
Off Returner (Kickoff)	
38 Wade, Lamont	Sr., 5-9, 191
28 Ford, Devyn	So., 5-11, 205
24 Lee, Keyvone	Fr., 6-0, 230
Punt Returner	
5 Dotson, Jahan	Jr., 5-11, 182
3 Washington, Parker	Fr., 5-10, 205
8 Wilson, Marquis	So., 5-11, 181

PRONUNCIATIONS

Ji'Airy Brown	Ji-YEAR
Tariq Castro-Fields	TUH-reek Castro-Fields
Dvon Ellies	Duh-von EL-ees
Olu Fashanu	O-LOU fash-UH-new
Pat Freiermuth	Pat fryer-mewth
Fred Hansard	Hann-SARD
Daequan Hardy	DAY-kwan hardy
Drew Hartlaub	Drew heart-lob
Caziah Holmes	Cuz-EYE-uh Holmes
Adisa Isaac	Uh-dee-suh Isaac
Golden Israel-Achumba	Golden Israel-Uh-chum-buh
Charlie Katshir	Charlie catch-sure
Zack Kuntz	Zack KOON-ts
Will Levis	Will lev-iss
Jesse Luketa	Jesse LUKE-ket-uh
Malick Meiga	Muh-leek Mega
Michal Menet	Michael men-NET
Jayson Oweh	Jason Oh-way
Jake Pinegar	Jake pin-ah-grrr
Ta'Quan Roberson	TAY-kwan Row-burr-son
Dan Vasey	Dan VAY-see
Caedan Wallace	KAY-den Wallace
Anthony Whigan	wig-en

ASSISTANT COACHES



Kirk Ciarrocca Offensive Coord./ Quarterbacks Booth	Brent Pry Defensive Coord./ Linebackers Field	Joe Lorig Special Teams Coord./Outside LBs Field	Tim Banks Co-Defensive Coord./ Safeties Booth	Tyler Bowen Co-offensive Coord./ Tight Ends Field	John Scott Jr. Defensive Line Field	Ja'Juan Seider Run Game Coord./ Running Backs Field	Terry M. Smith Asst. Head Coach/ Cornerbacks Field	Taylor Stubblefield Wide Receivers Field	Phil Trautwein Offensive Line Field
---	---	--	---	---	--	---	--	---	--

Kirk shuh-ROCK-uh

JAY-juan cider

Phil trout-wine

18 2020 PENN STATE FOOTBALL

NUMERICAL ROSTER (0-49)

NO.	NAME	POS.	EL.	HT.	WT.	HIGH SCHOOL/COACH	HOMETOWN
0	Sutherland, Jonathan **	S	R-Jr.	5-11	202	Episcopal (Va.)/Panos Voulgaris	Ottawa, Ont.
1	Brisker, Jaquan *	S	Sr.	6-1	210	Lackawanna College/Mark Duda	Pittsburgh, Pa.
2	Bowens, Micah	QB	Fr.	5-11	196	Bishop Gorman/Kenny Sanchez	Las Vegas, Nev.
2	Ellis, Keaton *	CB	So.	5-11	186	State College Area/Matt Lintal	State College, Pa.
3	Johnson, Donovan *	CB	R-Jr.	5-9	180	Cass Tech/Thomas Wilcher	Detroit, Mich.
3	Washington, Parker	WR	Fr.	5-10	205	William B. Travis/Trey Sissom	Sugar Land, Texas
4	Brown, Journey *	RB	R-Jr.	5-11	217	Meadville/Ray Collins	Meadville, Pa.
5	Castro-Fields, Tariq ***	CB	Sr.	6-0	191	Riverdale Baptist School/Caesar Nettles	Upper Marlboro, Md.
5	Dotson, Jahan **	WR	Jr.	5-11	182	Nazareth Area/Tom Falzone	Nazareth, Pa.
6	Sullivan-Brown, Cam *	WR	R-Jr.	6-0	191	Saint Vincent Pallotti/Ian Thomas	Bowie, Md.
7	Levis, Will *	QB	R-So.	6-3	222	Xavier/Andy Guyon	Madison, Conn.
8	Wilson, Marquis *	CB	So.	5-11	181	Windsor/Rob Fleeting	Windsor, Conn.
9	Porter Jr., Joey	CB	R-Fr.	6-2	193	North Allegheny (Pa.)/Art Walker	Bakersfield, Calif.
9	Roberson, Ta'Quan	QB	R-Fr.	5-11	195	DePaul Catholic/John McKenna	Orange, N.J.
10	Dixon, Lance	LB	R-Fr.	6-2	225	West Bloomfield/Ron Bellamy	West Bloomfield, Mich.
10	Jones, TJ	WR	R-Fr.	6-1	202	Columbia/Brian Allen	Lake City, Fla.
11	George, Daniel *	WR	R-So.	6-2	210	Oxon Hill/Craig Jefferies	Fort Washington, Md.
12	Smith, Brandon *	LB	So.	6-3	244	Louisa County/Will Patrick	Louisa, Va.
13	Brooks, Ellis **	LB	R-Jr.	6-1	233	Benedictine College Prep/Greg Lilly	Mechanicsville, Va.
13	Lambert-Smith, KeAndre	WR	Fr.	6-1	185	Maury/Dyrii McCain	Norfolk, Va.
14	Clifford, Sean *	QB	R-Jr.	6-2	217	St. Xavier/Steve Specht	Cincinnati, Ohio
15	Jennings, Enzo	S	Fr.	6-1	197	Oak Park/Greg Carter	Detroit, Mich.
16	Brown, Ji'Ayir	S	Jr.	5-11	209	Lackawanna College/Mark Duda	Trenton, N.J.
17	Johnson III, Joseph	CB	Fr.	6-2	168	Life Christian Academy/Charles Scott	Richmond, Va.
17	Stahl, Mason	QB	Fr.	6-0	204	Baldwin/Loran Cooley	Pittsburgh, Pa.
18	Toney, Shaka ***	DE	R-Sr.	6-3	252	Imhotep Charter/Albie Crosby	Philadelphia, Pa.
19	Dottin, Jaden	WR	Fr.	6-2	190	Suffield Academy (Conn.)/Drew Gamere	Cambridge, Mass.
19	Gordon, Trent **	S	R-So.	5-11	199	Manvel/Kirk Martin	Spring, Texas
20	Isaac, Adisa *	DE	So.	6-4	251	Canarsie/Brian Ellis	Brooklyn, N.Y.
21	Cain, Noah *	RB	So.	5-10	226	IMG Academy (Fla.)/Kevin Wright	Baton Rouge, La.
21	Rudolph, Tyler	S	R-Fr.	6-0	203	St. Thomas More School/Jeff Moore	Waterbury, Conn.
23	Jacobs, Curtis	LB	Fr.	6-1	226	McDonough School/Hakeem Sule	Glen Burnie, Md.
24	Lee, Keyvone	RB	Fr.	6-0	230	American Collegiate Academy/Ken Johnson	St. Petersburg, Fla.
25	Hardy, Daequan	CB	R-Fr.	5-9	180	Penn Hills/Jon LeDonne	Pittsburgh, Pa.
26	Holmes, Caziaah	RB	Fr.	5-11	209	Cocoa/Ryan Schneider	Titusville, Fla.
27	Hawkins, Aeneas	DT	R-So.	6-2	288	Moeller/John Rodenberg	Cincinnati, Ohio
27	Seider, Jaden	S	R-Fr.	5-10	174	State College Area/Matt Lintal	Morgantown, W.Va.
28	Ford, Devyn *	RB	So.	5-11	205	North Stafford/Joe Mangano	Stafford, Va.
28	Oweh, Jayson *	DE	R-So.	6-5	252	Blair Academy/Jim Saylor	Howell, N.J.
29	Costantini, Sebastian	CB	R-Fr.	5-11	185	Malvern Prep/Dave Gueriera	Collegeville, Pa.
29	Fessler, Henry	WR	R-So.	5-10	182	Cathedral Prep/Mike Mischler	Erie, Pa.
30	Bruno, Joseph	RB	Fr.	6-0	202	Northwest/Mike Neubeiser	Mechanicsburg, Pa.
32	Farronato, Dylan	S	R-Fr.	5-11	187	Lewisburg Area/Marc Persing	Lewisburg, Pa.
33	Mostella, Bryce	DE	Fr.	6-6	248	East Kentwood/Tony Kimbrough	Kentwood, Mich.
34	Simmons, Shane ***	DE	R-Sr.	6-3	257	DeMatha/Elijah Brooks	Laurel, Md.
36	Fisher, Zuriah	LB	Fr.	6-3	244	Aliquippa/ Mike Warfield	Aliquippa, Pa.
36	Self, Makai	CB	R-Fr.	5-9	170	IMG Academy (Fla.)/Kevin Wright	Upper Marlboro, Md.
37	Hartlaub, Drew **	S	R-Jr.	5-11	177	South Western/Chris Heilman	Hanover, Pa.
38	Smith, Tank	RB	R-Fr.	5-7	227	Penn Hills/Jon LeDonne	Pittsburgh, Pa.
38	Wade, Lamont ***	S	Sr.	5-9	191	Clairton/Wayne Wade	Clairton, Pa.
39	Dwyer, Robbie	LB	R-Fr.	6-1	247	Wyoming Valley West/Pat Keating	Pringle, Pa.
40	Luketa, Jesse **	LB	Jr.	6-3	242	Mercyhurst Prep (Pa.)/Jeff Root	Ottawa, Ont.
43	Baker, Trevor	TE/H	R-Jr.	6-3	246	Lewis S. Mills (Conn.)/Jose Santana	Easton, Pa.
43	Elsdon, Tyler	LB	Fr.	6-2	230	North Schuylkill/Wally Hall	Frackville, Pa.
44	Appiah Darkwa, Joseph	DT	R-Fr.	6-5	293	Don Bosco Gymnasium/--	North Rhine-Westphalia, Germany
44	Warren, Tyler	TE	Fr.	6-6	244	Atlee/Matt Gray	Mechanicsville, Va.
45	Katshir, Charlie *	LB	R-So.	6-3	231	Cumberland Valley/Michael Whitehead	Camp Hill, Pa.
46	Tarburton, Nick	DE	R-So.	6-3	252	Pennridge/Jeff Hollenbach	Green Lane, Pa.
47	Friberg, Tommy	TE/H	R-Fr.	6-3	210	State College Area/Matt Lintal	State College, Pa.
47	Furmanek, Alex	LB	R-Fr.	6-2	265	North East/Shawn Humes	North East, Pa.
48	Romano, Cody	S	R-So.	6-2	207	Blair Academy/Jim Saylor	Newton, N.J.
49	Wright, Michael	SN	Fr.	6-1	197	Blessed Trinity Catholic/Tim McFarlin	Roswell, Ga.

NUMERICAL ROSTER (50-99)

NO.	NAME	POS.	EL.	HT.	WT.	HIGH SCHOOL/COACH	HOMETOWN
50	Chizmar, Max	LB	R-Jr.	6-2	229	Mars Area/Scott Heinauer	Mars, Pa.
50	Knutsson, Will	OL	R-So.	6-2	319	McDonogh School/Dom Damico	Fredericksburg, Va.
51	Beamon, Hakeem	DT	R-Fr.	6-3	292	Manchester/Tom Hall	Midlothian, Va.
51	Christ, Jimmy	OL	Fr.	6-7	298	Dominion/Drake Woodard	Sterling, Va.
52	Zalar, Blake	OL	R-Fr.	6-1	286	Shamokin Area/Henry Hynoski	Coal Township, Pa.
53	Hansard, Fred **	DT	R-Jr.	6-3	324	The Hun School/Todd Smith	Burlington, N.J.
53	Walker, Rasheed *	OL	R-So.	6-6	310	North Point/Tom Petre	Waldorf, Md.
54	French II, George	OL	Fr.	6-8	320	Bethlehem Catholic/Joe Henrich	Bethlehem, Pa.
54	Mulbah, Fatorma	DT	Fr.	6-3	289	Susquehanna Township/Joe Headen	Harrisburg, Pa.
55	Shelton, Antonio **	DT	R-Sr.	6-2	327	Westerville-North/Rodger Elander	Columbus, Ohio
55	Whigan, Anthony	OL	R-Jr.	6-4	315	Lackawanna College/Mark Duda	Lexington Park, Md.
56	Vanover, Amin	DT	Fr.	6-4	279	St. Joseph's/Augie Hoffman	Newark, N.J.
57	Traore, Ibrahim	OL	Fr.	6-5	325	Frederick Douglas Academy 1/Andrew Kell	Bronx, N.Y.
59	Konigus, Kaleb	OL	R-So.	6-2	291	Lake-Lehman/Jerry Gilsky	Lehman, Pa.
62	Menet, Michal ***	OL	R-Sr.	6-4	306	Exeter Township Senior/Matt Bauer	Birdsboro, Pa.
63	De Boef, Collin	OL	R-So.	6-5	264	State College Area/Matt Lintal	State College, Pa.
66	Dawkins, Nick	OL	Fr.	6-4	310	Parkland/Tim Moncman	Allentown, Pa.
69	Thorpe, C.J. **	OL	R-Jr.	6-3	313	Central Catholic/Terry Totten	Glenshaw, Pa.
70	Scruggs, Juice	OL	R-So.	6-3	302	Cathedral Prep (Pa.)/Michael Mischler	Ashtabula, Ohio
71	Fries, Will ***	OL	R-Sr.	6-6	306	Cranford/Erik Rosenmeier	Cranford, N.J.
72	Effner, Bryce	OL	R-So.	6-5	301	Metea Valley/Ben Kleinhans	Aurora, Ill.
73	Miranda, Mike **	OL	R-Jr.	6-3	301	Stow-Munroe Falls/Mark Nori	Stow, Ohio
74	Fashanu, Olu	OL	Fr.	6-6	300	Gonzaga College/Randy Trivers	Waldorf, Md.
75	Holmes, Des *	OL	R-Jr.	6-5	312	Cardinal O'Hara/BJ Hogan	Norristown, Pa.
76	Kopko, Justin	OL	R-Fr.	6-3	318	Hanover Area/Mike McCree	Hanover Township, Pa.
77	Culpepper, Judge *	DT	R-So.	6-4	295	H.B. Plant/Robert Weiner	Tampa, Fla.
77	Wormley, Sal	OL	R-Fr.	6-3	317	Smyrna (Del.)/Mike Judy	Newark, N.J.
78	Israel-Achumba, Golden	OL	Fr.	6-4	345	DeMatha Catholic/Bill McGregor	Bowie, Md.
79	Wallace, Caedan	OL	R-Fr.	6-5	313	The Hun School/Todd Smith	Robbinsville, N.J.
80	Meiga, Malick	WR	Fr.	6-4	198	Cegep du Vieux/Renaldo Sagesse	Saint Jerome, QC
80	Weller, Justin	WR	R-Jr.	6-0	194	Wilson/Doug Dahms	Sinking Spring, Pa.
82	Kuntz, Zack *	TE/H	R-So.	6-7	258	Camp Hill/Tim Bigelow	Camp Hill, Pa.
83	Crise, Johnny	WR	Fr.	6-5	201	Highlands/Dom Girardi	Natrona Heights, Pa.
84	Johnson, Theo	TE	Fr.	6-6	254	Holy Names Catholic/Rob McIntyre	Windsor, Ont.
84	Wilson, Benjamin	WR	Sr.	6-2	212	Uniontown/John Fortugna	Uniontown, Pa.
85	Lutz, Isaac **	WR	R-Sr.	5-11	197	Berks Catholic/Rick Keeley	Reading, Pa.
86	Strange, Brenton	TE/H	R-Fr.	6-3	252	Parkersburg/Mike Byus	Parkersburg, W.Va.
87	Freiermuth, Pat **	TE/H	Jr.	6-5	258	Brooks School/Patrick Foley	Merrimac, Mass.
88	Black, Norval	WR	Jr.	6-1	178	Lackawanna College/Mark Duda	Germantown, Md.
89	Kline, Grayson	TE/H	R-So.	6-5	261	Warwick/Bob Locker	Sinking Spring, Pa.
90	Checa, Rafael *	K	R-So.	6-2	203	St. John's College H.S./Joe Casamento	Chevy Chase, Md.
91	Ellies, Dvon	DT	R-Fr.	6-1	296	McDonogh School/Hakeem Sule	Burtonsville, Md.
91	Stoll, Chris *	SN	R-Jr.	6-2	242	St. Francis DeSales/Ryan Wiggins	Westerville, Ohio
92	Pinegar, Jake **	K	Jr.	6-2	192	Ankeny Centennial/Jerry Pezzetti	Ankeny, Iowa
92	Vilbert, Smith	DE	R-Fr.	6-6	251	St Joseph's Regional (N.J.)/Augie Hoffman	Monsey, N.Y.
93	Forrest, Levi	P	Fr.	6-5	184	Richlands/Greg Mance	Richlands, Va.
93	King, Bradley	P	R-Jr.	6-2	214	Lackawanna College/Mark Duda	Geneva, Ill.
94	Wilson, Jake	DE	Fr.	6-3	241	Nazareth Area/Tom Falzone	Nazareth, Pa.
95	Brevard, Cole	DT	Fr.	6-3	312	Carmel/John Hebert	Carmel, Ind.
95	Hilling, Vlad	K	R-So.	5-10	213	Holidaysburg/Homer Delatre	Holidaysburg, Pa.
96	DaSilva, Anthony	K	R-Fr.	5-11	157	Bethlehem Catholic/Joe Henrich	Bethlehem, Pa.
97	Landis, Carson	K/P	R-Jr.	6-2	206	Emmaus/Harold Fairclough	Macungie, Pa.
97	Mustipher, PJ **	DT	Jr.	6-4	300	McDonogh School/Dom Damico	Owings Mills, Md.
98	Stout, Jordan *	K/P	R-Jr.	6-3	208	Virginia Tech/Justin Fuente	Cedar Bluff, Va.
98	Vasey, Dan	DE	R-Jr.	6-4	251	Wallenpaupack/Mark Watson	Lackawaxen, Pa.
99	Izzard, Coziah	DT	Fr.	6-3	290	DeMatha Catholic/Bill McGregor	Columbia, Md.

* - Letters won

20 2020 PENN STATE FOOTBALL

ALPHABETICAL ROSTER (A-J)

NO.	NAME	POS.	EL.	HT.	WT.	HIGH SCHOOL/COACH	HOMETOWN
44	Appiah Darkwa, Joseph	DT	R-Fr.	6-5	293	Don Bosco Gymnasium/--	North Rhine-Westphalia, Germany
43	Baker, Trevor	TE/H	R-Jr.	6-3	246	Lewis S. Mills (Conn.)/Jose Santana	Easton, Pa.
51	Beamon, Hakeem	DT	R-Fr.	6-3	292	Manchester/Tom Hall	Midlothian, Va.
88	Black, Norval	WR	Jr.	6-1	178	Lackawanna College/Mark Duda	Germantown, Md.
2	Bowens, Micah	QB	Fr.	5-11	196	Bishop Gorman/Kenny Sanchez	Las Vegas, Nev.
95	Brevard, Cole	DT	Fr.	6-3	312	Carmel/John Hebert	Carmel, Ind.
1	Brisker, Jaquan *	S	Sr.	6-1	210	Lackawanna College/Mark Duda	Pittsburgh, Pa.
13	Brooks, Ellis **	LB	R-Jr.	6-1	233	Benedictine College Prep/Greg Lilly	Mechanicsville, Va.
16	Brown, Ji'Ayir	S	Jr.	5-11	209	Lackawanna College/Mark Duda	Trenton, N.J.
4	Brown, Journey *	RB	R-Jr.	5-11	217	Meadville/Ray Collins	Meadville, Pa.
30	Bruno, Joseph	RB	Fr.	6-0	202	Northwest/Mike Neubeiser	Mechanicsburg, Pa.
21	Cain, Noah *	RB	So.	5-10	226	IMG Academy (Fla.)/Kevin Wright	Baton Rouge, La.
5	Castro-Fields, Tariq ***	CB	Sr.	6-0	191	Riverdale Baptist School/Caesar Nettles	Upper Marlboro, Md.
90	Checa, Rafael *	K	R-So.	6-2	203	St. John's College H.S./Joe Casamento	Chevy Chase, Md.
50	Chizmar, Max	LB	R-Jr.	6-2	229	Mars Area/Scott Heinauer	Mars, Pa.
51	Christ, Jimmy	OL	Fr.	6-7	298	Dominion/Drake Woodard	Sterling, Va.
14	Clifford, Sean *	QB	R-Jr.	6-2	217	St. Xavier/Steve Specht	Cincinnati, Ohio
29	Costantini, Sebastian	CB	R-Fr.	5-11	185	Malvern Prep/Dave Gueriera	Collegeville, Pa.
83	Crise, Johnny	WR	Fr.	6-5	201	Highlands/Dom Girardi	Natrona Heights, Pa.
77	Culpepper, Judge *	DT	R-So.	6-4	295	H.B. Plant/Robert Weiner	Tampa, Fla.
96	DaSilva, Anthony	K	R-Fr.	5-11	157	Bethlehem Catholic/Joe Henrich	Bethlehem, Pa.
66	Dawkins, Nick	OL	Fr.	6-4	310	Parkland/Tim Moncman	Allentown, Pa.
63	De Boef, Collin	OL	R-So.	6-5	264	State College Area/Matt Lintal	State College, Pa.
10	Dixon, Lance	LB	R-Fr.	6-2	225	West Bloomfield/Ron Bellamy	West Bloomfield, Mich.
5	Dotson, Jahan **	WR	Jr.	5-11	190	Nazareth Area/Tom Falzone	Nazareth, Pa.
19	Dottin, Jaden	WR	Fr.	6-2	185	Suffield Academy (Conn.)/Drew Gamere	Cambridge, Mass.
39	Dwyer, Robbie	LB	R-Fr.	6-1	247	Wyoming Valley West/Pat Keating	Pringle, Pa.
72	Effner, Bryce	OL	R-So.	6-5	301	Metea Valley/Ben Kleinhans	Aurora, Ill.
91	Ellies, Dvon	DT	R-Fr.	6-1	296	McDonogh School/Hakeem Sule	Burtonsville, Md.
2	Ellis, Keaton *	CB	So.	5-11	186	State College Area/Matt Lintal	State College, Pa.
43	Elsdon, Tyler	LB	Fr.	6-2	230	North Schuylkill/Wally Hall	Frackville, Pa.
32	Faronato, Dylan	S	R-Fr.	5-11	187	Lewisburg Area/Marc Persing	Lewisburg, Pa.
74	Fashanu, Olu	OL	Fr.	6-6	300	Gonzaga College/Randy Trivers	Waldorf, Md.
29	Fessler, Henry	WR	R-So.	5-10	182	Cathedral Prep/Mike Mischler	Erie, Pa.
36	Fisher, Zuriah	LB	Fr.	6-3	244	Aliquippa/ Mike Warfield	Aliquippa, Pa.
28	Ford, Devyn *	RB	So.	5-11	205	North Stafford/ Joe Mangano	Stafford, Va.
93	Forrest, Levi	P	Fr.	6-5	184	Richlands/Greg Mance	Richlands, Va.
87	Freiermuth, Pat **	TE/H	Jr.	6-5	258	Brooks School/Patrick Foley	Merrimac, Mass.
54	French II, George	OL	Fr.	6-8	320	Bethlehem Catholic/Joe Henrich	Bethlehem, Pa.
47	Friberg, Tommy	TE/H	R-Fr.	6-3	210	State College Area/Matt Lintal	State College, Pa.
71	Fries, Will ***	OL	R-Sr.	6-6	306	Cranford/Erik Rosenmeier	Cranford, N.J.
47	Furmanek, Alex	LB	R-Fr.	6-2	265	North East/Shawn Humes	North East, Pa.
11	George, Daniel *	WR	R-So.	6-2	210	Oxon Hill/Craig Jefferies	Fort Washington, Md.
19	Gordon, Trent **	S	R-So.	5-11	199	Manvel/Kirk Martin	Spring, Texas
53	Hansard, Fred **	DT	R-Jr.	6-3	324	The Hun School/Todd Smith	Burlington, N.J.
25	Hardy, Daequan	CB	R-Fr.	5-9	180	Penn Hills/Jon LeDonne	Pittsburgh, Pa.
37	Hartlaub, Drew **	S	R-Jr.	5-11	177	South Western/Chris Heilman	Hanover, Pa.
27	Hawkins, Aeneas	DT	R-So.	6-2	288	Moeller/John Rodenberg	Cincinnati, Ohio
95	Hilling, Vlad	K	R-So.	5-10	213	Holidaysburg/Homer Delatre	Holidaysburg, Pa.
26	Holmes, Caziah	RB	Fr.	5-11	209	Cocoa/Ryan Schneider	Titusville, Fla.
75	Holmes, Des *	OL	R-Jr.	6-5	312	Cardinal O'Hara/BJ Hogan	Norristown, Pa.
20	Isaac, Adisa *	DE	So.	6-4	251	Canarsie/Brian Ellis	Brooklyn, N.Y.
78	Israel-Achumba, Golden	OL	Fr.	6-4	345	DeMatha Catholic/Bill McGregor	Bowie, Md.
99	Izzard, Coziah	DT	Fr.	6-3	290	DeMatha Catholic/Bill McGregor	Columbia, Md.
23	Jacobs, Curtis	LB	Fr.	6-1	226	McDonough School/Hakeem Sule	Glen Burnie, Md.
15	Jennings, Enzo	S	Fr.	6-1	197	Oak Park/Greg Carter	Detroit, Mich.
3	Johnson, Donovan *	CB	R-Jr.	5-9	180	Cass Tech/Thomas Wilcher	Detroit, Mich.
17	Johnson III, Joseph	CB	Fr.	6-2	168	Life Christian Academy/Charles Scott	Richmond, Va.
84	Johnson, Theo	TE	Fr.	6-6	254	Holy Names Catholic/Rob McIntyre	Windsor, Ont.
10	Jones, TJ	WR	R-Fr.	6-1	202	Columbia/Brian Allen	Lake City, Fla.

ALPHABETICAL ROSTER (K-Z)

NO.	NAME	POS.	EL.	HT.	WT.	HIGH SCHOOL/COACH	HOMETOWN
45	Katshir, Charlie *	LB	R-So.	6-3	231	Cumberland Valley/Michael Whitehead	Camp Hill, Pa.
93	King, Bradley	P	R-Jr.	6-2	214	Lackawanna College/Mark Duda	Geneva, Ill.
89	Kline, Grayson	TE/H	R-So.	6-5	261	Warwick/Bob Locker	Sinking Spring, Pa.
50	Knutsson, Will	OL	R-So.	6-2	319	McDonogh School/Dom Damico	Fredericksburg, Va.
59	Konigus, Kaleb	OL	R-So.	6-2	291	Lake-Lehman/Jerry Gilsky	Lehman, Pa.
76	Kopko, Justin	OL	R-Fr.	6-3	318	Hanover Area/Mike McCree	Hanover Township, Pa.
82	Kuntz, Zack *	TE/H	R-So.	6-7	258	Camp Hill/Tim Bigelow	Camp Hill, Pa.
13	Lambert-Smith, KeAndre	WR	Fr.	6-1	185	Mauzy/Dyrri McCain	Norfolk, Va.
97	Landis, Carson	K/P	R-Jr.	6-2	206	Emmaus/Harold Fairclough	Macungie, Pa.
24	Lee, Keyvone	RB	Fr.	6-0	230	American Collegiate Academy/Ken Johnson	St. Petersburg, Fla.
7	Levis, Will *	QB	R-So.	6-3	222	Xavier/Andy Guyon	Madison, Conn.
40	Luketa, Jesse **	LB	Jr.	6-3	242	Mercyhurst Prep (Pa.)/Jeff Root	Ottawa, Ont.
85	Lutz, Isaac **	WR	R-Sr.	5-11	197	Berks Catholic/Rick Keeley	Reading, Pa.
80	Meiga, Malick	WR	Fr.	6-4	198	Cegep du Vieux/Renaldo Sagesse	Saint Jerome, QC
62	Menet, Michal ***	OL	R-Sr.	6-4	306	Exeter Township Senior/Matt Bauer	Birdsboro, Pa.
73	Miranda, Mike **	OL	R-Jr.	6-3	301	Stow-Munroe Falls/Mark Nori	Stow, Ohio
33	Mostella, Bryce	DE	Fr.	6-6	248	East Kentwood/Tony Kimbrough	Kentwood, Mich.
54	Mulbah, Fatorma	DT	Fr.	6-3	289	Susquehanna Township/Joe Headen	Harrisburg, Pa.
97	Mustipher, PJ **	DT	Jr.	6-4	300	McDonogh School/Dom Damico	Owings Mills, Md.
28	Oweh, Jayson *	DE	R-So.	6-5	252	Blair Academy/Jim Saylor	Howell, N.J.
92	Pinegar, Jake **	K	Jr.	6-2	192	Ankeny Centennial/Jerry Pezzetti	Ankeny, Iowa
9	Porter Jr., Joey	CB	R-Fr.	6-2	193	North Allegheny (Pa.)/Art Walker	Bakersfield, Calif.
9	Roberson, Ta'Quan	QB	R-Fr.	5-11	195	DePaul Catholic/John McKenna	Orange, N.J.
48	Romano, Cody	S	R-So.	6-2	207	Blair Academy/Jim Saylor	Newton, N.J.
21	Rudolph, Tyler	S	R-Fr.	6-0	203	St. Thomas More School/Jeff Moore	Waterbury, Conn.
70	Scruggs, Juice	OL	R-So.	6-3	298	Cathedral Prep (Pa.)/Michael Mischler	Ashtabula, Ohio
27	Seider, Jaden	S	R-Fr.	5-10	174	State College Area/Matt Lintal	Morgantown, W.Va.
36	Self, Makai	CB	R-Fr.	5-9	170	IMG Academy (Fla.)/Kevin Wright	Upper Marlboro, Md.
55	Shelton, Antonio **	DT	R-Sr.	6-2	327	Westerville-North/Rodger Elander	Columbus, Ohio
34	Simmons, Shane ***	DE	R-Sr.	6-3	257	DeMatha/Elijah Brooks	Laurel, Md.
12	Smith, Brandon *	LB	So.	6-3	244	Louisa County/Will Patrick	Louisa, Va.
38	Smith, Tank	RB	R-Fr.	5-7	227	Penn Hills/Jon LeDonne	Pittsburgh, Pa.
17	Stahl, Mason	QB	Fr.	6-0	204	Baldwin/Loran Cooley	Pittsburgh, Pa.
91	Stoll, Chris *	SN	R-Jr.	6-2	242	St. Francis DeSales/Ryan Wiggins	Westerville, Ohio
98	Stout, Jordan *	K/P	Jr.	6-3	208	Virginia Tech/Justin Fuente	Cedar Bluff, Va.
86	Strange, Brenton	TE/H	R-Fr.	6-3	252	Parkersburg/Mike Byus	Parkersburg, W.Va.
6	Sullivan-Brown, Cam *	WR	R-Jr.	6-0	191	Saint Vincent Pallotti/Ian Thomas	Bowie, Md.
0	Sutherland, Jonathan **	S	R-Jr.	5-11	202	Episcopal (Va.)/Panos Voulgaris	Ottawa, Ont.
46	Tarburton, Nick	DE	R-So.	6-3	252	Pennridge/Jeff Hollenbach	Green Lane, Pa.
69	Thorpe, C.J. **	OL	R-Jr.	6-3	313	Central Catholic/Terry Totten	Glenshaw, Pa.
18	Toney, Shaka ***	DE	R-Sr.	6-3	252	Imhotep Charter/Albie Crosby	Philadelphia, Pa.
57	Traore, Ibrahim	OL	Fr.	6-5	325	Frederick Douglas Academy 1/Andrew Kell	Bronx, N.Y.
56	Vanover, Amin	DT	Fr.	6-4	279	St. Joseph's/Augie Hoffman	Newark, N.J.
98	Vasey, Dan	DE	R-Jr.	6-4	251	Wallenpaupack/Mark Watson	Lackawaxen, Pa.
92	Vilbert, Smith	DE	R-Fr.	6-6	251	St Joseph's Regional (N.J.)/Augie Hoffman	Monsey, N.Y.
38	Wade, Lamont ***	S	Sr.	5-9	191	Clairton/Wayne Wade	Clairton, Pa.
53	Walker, Rasheed *	OL	R-So.	6-6	310	North Point/Tom Petre	Waldorf, Md.
79	Wallace, Caedan	OL	R-Fr.	6-5	313	The Hun School/Todd Smith	Robbinsville, N.J.
44	Warren, Tyler	TE	Fr.	6-6	244	Atlee/Matt Gray	Mechanicsville, Va.
3	Washington, Parker	WR	Fr.	5-10	205	William B. Travis/Trey Sissom	Sugar Land, Texas
80	Weller, Justin	WR	R-Jr.	6-0	194	Wilson/Doug Dahms	Sinking Spring, Pa.
55	Whigan, Anthony	OL	R-Jr.	6-4	315	Lackawanna College/Mark Duda	Lexington Park, Md.
84	Wilson, Benjamin	WR	Sr.	6-2	212	Uniontown/John Fortugna	Uniontown, Pa.
94	Wilson, Jake	DE	Fr.	6-3	241	Nazareth Area/Tom Falzone	Nazareth, Pa.
8	Wilson, Marquis *	CB	So.	5-11	181	Windsor/Rob Fleeting	Windsor, Conn.
77	Wormley, Sal	OL	R-Fr.	6-3	317	Smyrna (Del.)/Mike Judy	Newark, N.J.
49	Wright, Michael	SN	Fr.	6-1	197	Blessed Trinity Catholic/Tim McFarlin	Roswell, Ga.
52	Zalar, Blake	OL	R-Fr.	6-1	286	Shamokin Area/Henry Hynoski	Coal Township, Pa.

* - Letters won

RECORD WATCH

RUSHING

CAREER RUSHING YARDAGE

1.	3932	Evan Royster	2007-10
2.	3843	Saquon Barkley	2015-17
...			
30.	1480	Bob Campbell	1966-68
31.	1422	Tom Donchez	1971-74
32.	1362	Steve Geise	1975-77
33.	1351	Stephfon Green	2008-11
34.	1321	Gary Brown	1987-90
35.	1318	Akeel Lynch	2013-15
36.	1246	Steve Smith	1983-86
37.	1215	Leroy Thompson	1987-90
38.	1166	Aaron Harris	1996-99
39.	1156	Stephen Pitts	1992-95
40.	1130	Mike Guman	1976-79
41.	1103	Tony Mumford	1981-84
42.	1098	Tim Manoa	1983-86
43.	1095	Bob Torrey	1976-78
44.	1060	Duane Taylor	1973-77
45.	1058	Woody Petchel	1973-75
--	934	Journey Brown	2018-pres.

LONGEST RUNS

1.	*92	Blair Thomas vs. Syracuse	1986
	92	Bill Belton at Indiana	2014
	92	Saquon Barkley vs. Washington	2017
4.	90	Bill Suter at Navy	1894
5.	87	Bob Campbell vs. Syracuse	1968
6.	86	Bob Riggie at West Virginia	1964
	85	Journey Brown vs. Pitt	2019
8.	84	Chafie Fields vs. Texas	1996
	84	Larry Johnson vs. Illinois	2002
10.	83	Ki-Jana Carter vs. Oregon	1994
11.	81	Saquon Barkley at Purdue	2016
	81	Devyn Ford vs. Idaho	2019

*non-scoring play

SEASON RUSHING TOUCHDOWNS

1.	26	Lydell Mitchell	1971
2.	23	Ki-Jana Carter	1994
3.	20	Larry Johnson	2002
4.	19	Curtis Enis	1997
5.	18	Richie Anderson	1992
	18	Saquon Barkley	2016
	18	Saquon Barkley	2017
8.	17	John Cappelletti	1973
9.	14	Charlie Pittman	1968
10.	13	Bill McCleary	1907
	13	Harry Robb	1917
	13	Curtis Enis	1996
13.	12	John Cappelletti	1972
	12	Evan Royster	2008
	12	Zach Zwinak	2013
	12	Trace McSorley	2018
	12	Journey Brown	2019
17.	11	Lenny Moore	1954
	11	Blair Thomas	1987
	11	Michael Robinson	2005
	11	Tony Hunt	2006
	11	Trace McSorley	2017

CAREER RUSHING TOUCHDOWNS

1.	43	Saquon Barkley	2015-17
2.	38	Lydell Mitchell	1969-71
3.	36	Curtis Enis	1995-97
4.	34	Ki-Jana Carter	1992-94
5.	30	Charlie Pittman	1967-69
	30	Trace McSorley	2015-18
7.	29	John Cappelletti	1972-73
	29	Richie Anderson	1989-92
	29	Evan Royster	2007-10
10.	26	Matt Suhey	1976-79
	26	Larry Johnson	1999-2002
12.	25	D.J. Dozier	1983-86
	25	Tony Hunt	2003-06
14.	24	Franco Harris	1969-71
	24	Curt Warner	1979-82
16.	23	Lenny Moore	1953-55
17.	22	Daryll Clark	2005-09
18.	21	Blair Thomas	1985-87, 89
	21	Zach Zwinak	2011-14
20.	20	Booker Moore	1977-80
	20	Michael Robinson	2002-05
--	13	Journey Brown	2018-pres.

SEASON RUSHING AVERAGE

(Min. 100 attempts)

1.	8.40	Blair Thomas	1986
2.	7.96	Lenny Moore	1954
3.	7.77	Ki-Jana Carter	1994
4.	7.70	Larry Johnson	2002
5.	6.90	Journey Brown	2019
6.	6.62	Ki-Jana Carter	1993
7.	6.47	Eric McCoo	1998
8.	6.47	Evan Royster	2008
9.	6.17	Lydell Mitchell	1971
10.	6.11	Curt Warner	1981
11.	6.04	Curtis Enis	1995
12.	6.02	Tony Hunt	2005
13.	5.98	Curtis Enis	1997
14.	5.91	Bob Campbell	1968
15.	5.91	Saquon Barkley	2015
16.	5.89	Booker Moore	1980
17.	5.86	Saquon Barkley	2017
18.	5.80	Mike Archie	1993
19.	5.79	Miles Sanders	2018
20.	5.76	D.J. Dozier	1983

GAME RUSHING YARDS

BY A QUARTERBACK

1.	250	Eugene "Shorty" Miller	Carnegie Tech, 1913
2.	175	Trace McSorley	Ohio State, 2018
3.	156	Chuck Peters	Syracuse, 1938
4.	138	Zack Mills	Ohio State, 2001
5.	125	Michael Robinson	Wisconsin, 2005
6.	122	Steve Rollins	Syracuse, 1938
7.	119	Sean Clifford	Indiana, 2020
8.	113	Tony Sacca	Pittsburgh, 1990
	113	Tommy Stevens	Maryland, 2017
10.	112	Michael Robinson	Minnesota, 2005
11.	108	Will Lewis	Rutgers, 2019
12.	107	Trace McSorley	Indiana, 2018

SEASON RUSHING YARDS

BY A QUARTERBACK

1.	806	Michael Robinson	2005
2.	798	Trace McSorley	2018
3.	491	Trace McSorley	2017
4.	402	Sean Clifford	2019
5.	396	Michael Robinson	2003
6.	365	Trace McSorley	2016
7.	346	John Hufnagel	1971
8.	325	Richie Lucas	1959
9.	315	Rashard Casey	2000
10.	290	Rashard Casey	1999
11.	284	Dick Hoak	1960
12.	282	Daryll Clark	2008
13.	263	Michael Robinson	2002
14.	255	Pete Liske	1962
15.	234	Richie Lucas	1958
16.	213	Will Lewis	2019
17.	211	Daryll Clark	2009
18.	201	Zack Mills	2002
19.	198	Tommy Stevens	2016
20.	190	Tommy Stevens	2017
--	150	Sean Clifford	2020

CAREER RUSHING YARDS

BY A QUARTERBACK

1.	1697	Trace McSorley	2015-18
2.	1637	Michael Robinson	2002-05
3.	670	Rashard Casey	1997-2000
4.	667	John Hufnagel	1970-72
5.	625	Richie Lucas	1957-59
6.	619	Daryll Clark	2006-09
7.	584	Zack Mills	2001-04
8.	549	Sean Clifford	2018-pres.
9.	506	Tommy Stevens	2016-18
10.	319	Pete Liske	1961-63
11.	318	Galen Hall	1959-61
12.	284	Dick Hoak	1960*
13.	262	Tom Sherman	1965-67
14.	239	Jack White	1964-66
15.	223	Will Lewis	2019-pres.
16.	131	Tony Sacca	1988-91
17.	129	Doug Strang	1981-84

* - Hoak was a running back in 1958-59.

SEASON RUSHING TOUCHDOWNS

BY A QUARTERBACK

1.	12	Trace McSorley	2018
2.	11	Michael Robinson	2005
	11	Trace McSorley	2017
4.	10	Daryll Clark	2008
5.	7	Daryll Clark	2009
7.	7	Trace McSorley	2016
7.	6	Richie Lucas	1958
6	6	Richie Lucas	1959
6	6	John Hufnagel	1972
6	6	Michael Robinson	2002
11.	5	Tom Sherman	1966
	5	Todd Blackledge	1981
	5	Doug Strang	1983
	5	Rashard Casey	1999
	5	Rashard Casey	2000
	5	Matt McGloin	2012
	5	Sean Clifford	2019

CAREER RUSHING TOUCHDOWNS

BY A QUARTERBACK

1.	30	Trace McSorley	2015-18
2.	22	Daryll Clark	2007-09
3.	20	Michael Robinson	2002-05
4.	13	John Hufnagel	1970-72
5.	11	Zack Mills	2001-04
6.	10	Todd Blackledge	1980-82
	10	Rashard Casey	1997-2000
8.	8	Doug Strang	1981-84
	8	Tommy Stevens	2016-18
10.	7	Matt McGloin	2009-12
	7	John Shaffer	1983-86
--	6	Sean Clifford	2018-pres.
--	3	Will Lewis	2019-pres.

PASSING

CAREER PASSING YARDAGE

1.	9899	Trace McSorley	2015-18
2.	8457	Christian Hackenberg	2013-15
3.	7212	Zack Mills	2001-04
4.	6390	Matt McGloin	2009-12
5.	5869	Tony Sacca	1988-91
6.	5742	Daryll Clark	2006-09
7.	5382	Chuck Fusina	1975-78
8.	5304	Kerry Collins	1991-94
9.	5275	Anthony Morelli	2004-07
10.	4812	Todd Blackledge	1980-82
11.	4419	Wally Richardson	1992, 94-96
12.	3710	Kevin Thompson	1996-99
13.	3708	Sean Clifford	2018-pres.

SEASON PASSING YARDAGE

1.	3614	Trace McSorley	2016
2.	3570	Trace McSorley	2017
3.	3271	Matt McGloin	2012
4.	3003	Daryll Clark	2009
5.	2977	Christian Hackenberg	2014
6.	2955	Christian Hackenberg	2013
7.	2679	Kerry Collins	1994
8.	2654	Sean Clifford	2019
9.	2651	Anthony Morelli	2007
10.	2592	Daryll Clark	2008

GAME PASSING YARDAGE

1.	454	Christian Hackenberg vs. UCF	2014
2.	399	Zack Mills vs. Iowa	2002
3.	398	Sean Clifford at Maryland	2019
4.	395	Matt McGloin vs. Indiana	2012
5.	384	Trace McSorley vs. Wisconsin	2016
6.	381	Trace McSorley at Michigan St.	2017
7.	379	Michael Robinson vs. Wisconsin	2003
8.	376	Trace McSorley vs. Michigan St.	2016
9.	371	C. Hackenberg vs. Boston Coll.	2014
10.	366	Mike McQueary vs. Pittsburgh	1997
11.	358	Todd Blackledge at Miami (Fla.)	1981
12.	353	Daryll Clark vs. Akron	2009
13.	352	Kerry Collins at Michigan State	1993
14.	342	Trace McSorley vs. Washington	2017
15.	341	Daryll Clark vs. Michigan State	2008
16.	340	Christian Hackenberg at Indiana	2013
	340	Sean Clifford at Minnesota	2019
	340	Sean Clifford at Maryland	2020

LONGEST PASS PLAYS

1.	95	Sean Clifford to Daniel George vs. Kent St., 2018
2.	93	Trace McSorley to KJ Hamler vs. Ohio State, 2018
3.	92	Bill Hess to Bob Higgins at Pittsburgh, 1919
4.	86	Steve Joachim to Jim Scott at Navy, 1971
5.	85	Trace McSorley to S. Barkley vs. Georgia State, 2017
6.	82	Matt Knizner at Eric Hamilton vs. Pittsburgh, 1986
7.	82	Kerry Collins to Freddie Scott vs. Rutgers, 1994
8.	80	Tom Sherman to Paul Johnson at Maryland, 1967
80	80	Doug Strang to Dean DiMidio vs. Alabama, 1983
80	80	Pat Devlin to Stephfon Green vs. Michigan, 2008
80	80	Rob Bolden to Derek Moyer vs. Illinois, 2010
80	80	Trace McSorley to Irvin Charles vs. Minnesota, 2016
13.	79	Lance Longeran to John Greene vs. Maryland, 1988
79	79	Kevin Thompson to Chafie Fields at Miami (Fla.), 1999
79	79	Daryll Clark to Chaz Powell vs. Iowa, 2009
79	79	Christian Hackenberg to Geno Lewis vs. UCF, 2014
17.	78	Kevin Thompson to Chafie Fields at Purdue, 1999
18.	76	Chuck Burkhardt to Tom Cherry at UCLA, 1968
76	76	John Hufnagel to Jimmy Scott at Boston Coll., 1972
76	76	Tom Shuman to Chuck Herd vs. West Virginia, 1973
21.	*75	John Adress to Dick Barvinchak at Iowa, 1975
75	75	Tom Bill to David Daniels vs. Temple, 1989
23.	74	Matt McGloin to Derek Moyer vs. Indiana, 2011
24.	73	M. Robinson to Matt Kranchick vs. Wisconsin, 2003
25.	72	Milt Plum to Les Walters vs. Boston, 1956
72	72	Tom Shuman to Chuck Herd vs. LSU, 1973
72	72	Chuck Fusina to Scott Fitzkee vs. Miami (Fla.), 1977
72	72	C. Hackenberg to Chris Godwin vs. Boston Coll., 2014
72	72	Trace McSorley to Chris Godwin vs. USC, 2016
72	72	Sean Clifford to Jahan Dotson vs. Purdue, 2019

*non-scoring play

GAME TD PASSES

1.	5	Tony Sacca vs. Georgia Tech	1991
5	5	Rashard Casey vs. La. Tech	2000
3.	4	Tom Sherman vs. Pittsburgh	1967
4	4	Chuck Fusina vs. Syracuse	1978
4	4	Todd Blackledge vs. Temple	1982
4	4	Todd Blackledge vs. Maryland	1982
4	4	Todd Blackledge vs. Rutgers	1982
4	4	John Sacca vs. Minnesota	1993
4	4	Kerry Collins vs. Rutgers	1993
4	4	Wally Richardson vs. Auburn	1995
4	4	Zack Mills vs. Iowa	2002
4	4	Michael Robinson at Illinois	2005
4	4	Anthony Morelli vs. Buffalo	2007
4	4	Daryll Clark vs. Michigan State	2008
4	4	Matt McGloin vs. Northwestern	2010
4	4	Matt McGloin vs. Navy	2012
4	4	Matt McGloin vs. Indiana	2012
4	4	C. Hackenberg at Wisconsin	2013
4	4	C. Hackenberg vs. Boston Coll.	2014
4	4	Trace McSorley vs. Michigan St.	2016
4	4	Trace McSorley vs. Wisconsin	2016
4	4	Trace McSorley vs. USC	2016
4	4	Trace McSorley vs. Georgia St.	2017
4	4	Sean Clifford vs. Buffalo	2019
4	4	Sean Clifford at Michigan St.	2019

RECORD WATCH

SEASON TOUCHDOWN PASSES

1.	29	Trace McSorley	2016
2.	28	Trace McSorley	2017
3.	24	Daryll Clark	2009
4.	24	Matt McGloin	2012
5.	23	Sean Clifford	2019
6.	22	Todd Blackledge	1982
7.	21	Tony Sacca	1991
8.	21	Kerry Collins	1994
9.	20	Christian Hackenberg	2013
10.	19	Doug Strang	1983
11.	19	Anthony Morelli	2007
12.	19	Daryll Clark	2008
13.	18	Wally Richardson	1995
14.	18	Trace McSorley	2018
15.	17	Michael Robinson	2005
16.	17	Mike McQueary	1997
17.	17	Zack Mills	2002
18.	16	Christian Hackenberg	2015
19.	15	Chuck Fusina	1977
20.	15	John Hufnagel	1972
--	9	Sean Clifford	2020

CAREER TOUCHDOWN PASSES

1.	70	Trace McSorley	2015-18
2.	48	Christian Hackenberg	2013-15
3.	46	Matt McGloin	2009-12
4.	43	Daryll Clark	2006-09
5.	41	Todd Blackledge	1980-82
6.	41	Tony Sacca	1988-91
7.	41	Zack Mills	2001-04
8.	39	Kerry Collins	1991-94
9.	37	Chuck Fusina	1975-78
10.	34	Sean Clifford	2018-pres.

SEASON COMPLETIONS

1.	284	Trace McSorley	2017
2.	270	Matt McGloin	2012
3.	270	Christian Hackenberg	2014
4.	234	Anthony Morelli	2007
5.	232	Daryll Clark	2009
6.	231	Christian Hackenberg	2013
7.	224	Trace McSorley	2016
8.	208	Anthony Morelli	2006
9.	193	Wally Richardson	1995
10.	192	Daryll Clark	2008
11.	192	Christian Hackenberg	2015
12.	192	Trace McSorley	2018
13.	189	Sean Clifford	2019
14.	188	Zack Mills	2002
15.	176	Kerry Collins	1994

CAREER COMPLETIONS

1.	720	Trace McSorley	2015-18
2.	693	Christian Hackenberg	2013-15
3.	606	Zack Mills	2001-04
4.	513	Matt McGloin	2009-12
5.	460	Anthony Morelli	2004-07
6.	444	Daryll Clark	2006-09
7.	401	Tony Sacca	1988-91
8.	378	Wally Richardson	1992, 94-96
9.	371	Chuck Fusina	1975-78
10.	370	Kerry Collins	1991-94
11.	341	Todd Blackledge	1980-82
12.	263	Kevin Thompson	1996-99
	263	Sean Clifford	2018-pres.

SEASON PASSING ATTEMPTS

1.	484	Christian Hackenberg	2014
2.	446	Matt McGloin	2012
3.	427	Trace McSorley	2017
4.	402	Anthony Morelli	2007
5.	392	Christian Hackenberg	2013
6.	387	Trace McSorley	2016
7.	386	Anthony Morelli	2006
8.	381	Daryll Clark	2009
9.	361	Trace McSorley	2018
10.	359	Christian Hackenberg	2015
11.	335	Wally Richardson	1995
12.	333	Zack Mills	2002
13.	321	Daryll Clark	2008
14.	319	Sean Clifford	2019
15.	311	Michael Robinson	2005
16.	309	Rashard Casey	2000
17.	292	Todd Blackledge	1982
18.	292	Tony Sacca	1991
19.	279	Wally Richardson	1996
20.	268	Zack Mills	2004

CAREER PASSING ATTEMPTS

1.	1235	Christian Hackenberg	2013-15
2.	1215	Trace McSorley	2015-18
3.	1082	Zack Mills	2001-04
4.	894	Matt McGloin	2009-12
5.	824	Tony Sacca	1988-91
6.	821	Anthony Morelli	2004-07
7.	738	Daryll Clark	2006-09
8.	692	Wally Richardson	1992, 94-96
9.	664	Chuck Fusina	1975-78
10.	658	Todd Blackledge	1980-82
11.	657	Kerry Collins	1991-94
12.	547	John Shaffer	1983-86
13.	505	Michael Robinson	2002-05
14.	495	Kevin Thompson	1996-99
15.	448	Sean Clifford	2018-pres.

SEASON COMPLETION PCT.

1.	.667 (176-264)	Kerry Collins	1994
2.	.665 (224-387)	Trace McSorley	2017
3.	.632 (86-136)	John Hufnagel	1971
4.	.609 (192-321)	Daryll Clark	2009
5.	.605 (270-446)	Matt McGloin	2012
6.	.598 (192-321)	Daryll Clark	2008
7.	.593 (192-361)	Trace McSorley	2018
8.	.592 (189-319)	Sean Clifford	2019
9.	.589 (231-392)	C. Hackenberg	2013
10.	.582 (234-402)	Anthony Morelli	2007

CAREER COMPLETION PCT.

1.	.602 (444-738)	Daryll Clark	2006-09
2.	.593 (720-1215)	Trace McSorley	2015-18
3.	.587 (263-448)	Sean Clifford	2018-pres.
4.	.574 (513-894)	Matt McGloin	2009-12
5.	.563 (370-657)	Kerry Collins	1991-94
6.	.561 (693-1235)	C. Hackenberg	2013-14
7.	.560 (606-1082)	Zack Mills	2001-04
8.	.560 (460-821)	Anthony Morelli	2004-07
9.	.559 (371-664)	Chuck Fusina	1975-78
10.	.557 (171-307)	Mike McQueary	1995-97

SEASON YARDS PER ATTEMPT

1.	10.1	Kerry Collins	1994
2.	9.4	John Hufnagel	1972
3.	9.3	Trace McSorley	2016
4.	9.0	Chuck Fusina	1977
5.	8.7	John Hufnagel	1971
6.	8.7	Mike McQueary	1997
7.	8.5	Tom Shuman	1973
8.	8.5	Tony Sacca	1991
9.	8.4	Trace McSorley	2017
10.	8.3	Sean Clifford	2019

CAREER YARDS PER ATTEMPT

1.	8.9	Mike McQueary	1995-97
2.	8.7	John Hufnagel	1970-72
3.	8.3	Sean Clifford	2018-pres.
4.	8.1	Chuck Fusina	1975-78
5.	8.1	Kerry Collins	1991-94
6.	8.1	Trace McSorley	2015-18
7.	7.9	Tom Shuman	1972-74
8.	7.8	Daryll Clark	2005-09
9.	7.5	Tom Sherman	1965-67
10.	7.5	Kevin Thompson	1996-99

SEASON YARDS PER COMPLETION

1.	17.7	John Hufnagel	1972
2.	16.6	Tom Shuman	1973
3.	16.1	Trace McSorley	2016
4.	15.6	Chuck Fusina	1977
5.	15.5	Tom Sherman	1967
6.	15.3	Tony Sacca	1990
7.	15.2	Kerry Collins	1994
8.	15.2	Tony Sacca	1988
9.	15.1	Mike McQueary	1997
10.	15.0	Todd Blackledge	1981
11.	14.7	Doug Strang	1984
12.	14.7	Tony Sacca	1991
13.	14.5	Doug Strang	1983
14.	14.5	Michael Robinson	2005
15.	14.5	Kerry Collins	1992
16.	14.4	Kevin Thompson	1999
17.	14.4	Michael Robinson	2003
18.	14.3	Chuck Fusina	1976
19.	14.0	Matt Senneca	2001
20.	14.0	Kevin Thompson	1998
21.	14.0	Tom Shuman	1974
22.	14.0	John Andrews	1975
23.	14.0	Sean Clifford	2019

CAREER YARDS PER COMPLETION

1.	16.0	Mike McQueary	1995-97
2.	15.9	Tom Sherman	1965-67
3.	15.8	John Hufnagel	1970-72
4.	15.4	Tom Shuman	1972-74
5.	14.7	Doug Strang	1981-84
6.	14.6	Tony Sacca	1988-91
7.	14.5	Chuck Fusina	1975-78
8.	14.3	Kerry Collins	1991-94
9.	14.2	Michael Robinson	2002-05
10.	14.2	Tom Bill	1987-90
11.	14.1	Todd Blackledge	1980-82
12.	14.1	Sean Clifford	2018-pres.
13.	14.1	Kevin Thompson	1996-99
14.	13.9	John Sacca	1991-93
15.	13.7	Chuck Burkhart	1967-69
16.	13.7	Trace McSorley	2015-18
17.	13.6	John Andrews	1974-76
18.	13.2	John Shaffer	1983-86
19.	13.1	Matt Knizner	1984-87
20.	12.9	Daryll Clark	2005-09

SEASON TOUCHDOWN PASS PCT.

1.	8.08	Tom Shuman	1973
2.	7.95	Kerry Collins	1994
3.	7.85	Kevin Thompson	1999
4.	7.53	Todd Blackledge	1982
5.	7.49	Trace McSorley	2016
6.	7.41	Pete Liske	1962
7.	7.37	Sean Clifford	2020
8.	7.35	John Hufnagel	1971
9.	7.34	Doug Strang	1983
10.	7.21	Sean Clifford	2019

CAREER TOUCHDOWN PASS PCT.

1.	9.14	Elwood Petchel	1946-48
2.	7.67	Tom Shuman	1972-74
3.	7.58	Sean Clifford	2018-pres.
4.	7.17	Mike McQueary	1994-97
5.	6.76	Galen Hall	1959-61
6.	6.76	Pete Liske	1961-63
7.	6.48	John Sacca	1992-93
8.	6.37	John Hufnagel	1970-72
9.	6.33	Trace McSorley	2015-18
10.	6.23	Todd Blackledge	1980-82

SEASON PASSING EFFICIENCY

1.	172.9	Kerry Collins	1994
2.	156.9	Trace McSorley	2016
3.	153.7	Trace McSorley	2017
4.	151.8	John Hufnagel	1971
5.	149.8	Tony Sacca	1991
6.	148.5	Sean Clifford	2019
7.	148.0	John Hufnagel	1972
8.	146.4	Chuck Fusina	1977
9.	145.0	Mike McQueary	1997
10.	143.7	Tom Shuman	1973
11.	143.4	Daryll Clark	2008
12.	142.6	Daryll Clark	2009
13.	137.7	Matt McGloin	2012
14.	134.2	Todd Blackledge	1982
15.	134.0	Christian Hackenberg	2013
16.	133.6	Doug Strang	1983
17.	131.8	Kevin Thompson	1999
18.	131.8	Sean Clifford	2020
19.	129.1	Tom Sherman	1967
20.	128.7	John Shaffer	1986
21.	128.5	Matt McGloin	2010

CAREER PASSING EFFICIENCY

1.	147.9	Sean Clifford	2018-pres.
2.	145.6	Mike McQueary	1994-97
3.	144.5	Trace McSorley	2015-18
4.	140.8	John Hufnagel	1970-72
5.	140.4	Daryll Clark	2006-09
6.	137.3	Kerry Collins	1991-94
7.	132.7	Chuck Fusina	1975-78
8.	128.3	Matt McGloin	2009-12
9.	128.0	Tom Shuman	1972-74
10.	127.7	Pete Liske	1961-63

SEASON INTERCEPTION PCT.

1.	1.12	Matt McGloin	2012
2.	1.46	Kerry Collins	1992
3.	1.67	Christian Hackenberg	2015
4.	1.71	Tony Sacca	1991
5.	1.79	Wally Richardson	1995
6.	1.86	Daryll Clark	2008
7.	1.94	Anthony Morelli	1992
8.	1.94	Trace McSorley	2018
9.	1.96	John Shaffer	1986
10.	2.07	Trace McSorley	2016
11.	2.07	Anthony Morelli	2006
12.	2.19	Sean Clifford	2019
13.	2.47	Pete Liske	1962
14.	2.48	Anthony Morelli	2007
15.	2.55	Christian Hackenberg	2013
16.	2.59	Rashard Casey	2000

CAREER INTERCEPTION PCT.

1.	2.02	Wally Richardson	1992, 94-96
2.	2.06	Trace McSorley	2015-18
3.	2.10	Matt McGloin	2009-12
4.	2.14	Anthony Morelli	2004-07
5.	2.17	Daryll Clark	2006-09
6.	2.31	John Sacca	1992-93
7.	2.31	Anthony Morelli	2004-07
8.	2.51	Christian Hackenberg	2013-15
9.	2.68	Sean Clifford	2018-pres.
10.	2.82	Pete Liske	1961-63
11.	2.83	Rashard Casey	1997-2000

CAREER WINNING PERCENTAGE

AS A STARTING QB			
(minimum 10 starts)			
1.	1.000	22-0-0	Chuck Burkhart 1968-69
2.	.962	25-1-0	John Shaffer 1984-86
3.	.917	22-2-0	Tom Shuman 1972-74
4.	.897	26-3-0	John Hufnagel 1970-72
5.	.879	29-4-0	Todd Blackledge 1980-82
6.	.871	27-4-0	Chuck Fusina 1976-78
7.	.846	22-4-0	Daryll Clark 2006-09
8.	.808	21-5-0	Kerry Collins 1994-97
9.	.808	21-5-0	Wally Richardson 1992, 94-96
10.	.775	31-9-0	Trace McSorley 2015-18
11.			

RECORD WATCH

SEASON 300-YD. PASSING GAMES

1.	5	Trace McSorley	2016
2.	4	Matt McGloin	2012
4.		Christian Hackenberg	2013
4.		Christian Hackenberg	2014
4.		Trace McSorley	2017
6.	2	Kerry Collins	1994
2.		Daryll Clark	2009
2.		Sean Clifford	2019
--	1	Sean Clifford	2020

CAREER 300-YD. PASSING GAMES

1.	10	Trace McSorley	2015-18
2.	9	Christian Hackenberg	2013-15
3.	6	Matt McGloin	2009-12
4.	4	Kerry Collins	1991-94
5.	3	Daryll Clark	2006-09
3		Sean Clifford	2018-pres.

SEASON 200-YD. PASSING GAMES

1.	11	Matt McGloin	2012
11		Trace McSorley	2016
11		Trace McSorley	2016
4.	10	Kerry Collins	1994
5.	9	Christian Hackenberg	2013
6.	8	Daryll Clark	2009
7.	7	Todd Blackledge	1982
7		Michael Robinson	2005
7		Anthony Morelli	2007
10.	6	Tony Sacca	1991
6		Wally Richardson	1995
6		Mike McQueary	1997
6		Daryll Clark	2008
6		Christian Hackenberg	2014
6		Christian Hackenberg	2015
6		Trace McSorley	2018
6		Sean Clifford	2019
--	3	Sean Clifford	2020

CAREER 200-YD. PASSING GAMES

1.	28	Trace McSorley	2015-18
2.	21	Christian Hackenberg	2013-15
3.	18	Matt McGloin	2009-12
4.	16	Kerry Collins	1991-94
16		Zack Mills	2001-04
6.	14	Daryll Clark	2006-09
7.	11	Chuck Fusina	1975-78
11		Tony Sacca	1988-91
11		Anthony Morelli	2004-07
10.	10	Sean Clifford	2018-pres.

RECEIVING

CAREER RECEIVING YARDAGE

1.	3026	Bobby Engram	1991, 93-95
2.	2842	DaeSean Hamilton	2014-17
3.	2771	Deon Butler	2005-08
4.	2479	Allen Robinson	2011-13
5.	2421	Chris Godwin	2014-16
6.	2395	Derek Moyer	2008-11
7.	2015	Jordan Norwood	2005-08
8.	2008	Bryant Johnson	1999-2002
9.	2006	Kenny Jackson	1980-83
10.	1988	O.J. McDuffie	1988-92
11.	1894	Joe Jurevicius	1994-97
12.	1837	Jack Curry	1965-67
13.	1825	Terry Smith	1988-91
14.	1743	Derrick Williams	2005-08
15.	1702	Tony Johnson	2000-03
16.	1658	KJ Hamler	2018-19
17.	1520	Freddie Scott	1993-95
18.	1481	Mike Gesicki, TE	2014-17
19.	1437	Chafe Fields	1996-99
20.	1343	Ted Kwalick, TE	1966-68
21.	1263	Scott Fitzkee	1975-78
22.	1245	DeAndre Thompkins	2015-18
23.	1222	David Daniels	1988-90
24.	1195	Saquon Barkley, RB	2015-17
25.	1181	Geno Lewis	2013-15
26.	1146	Andrew Quarless, TE	2006-09
27.	1132	Eddie Drummond	1998-2001
28.	1123	Juwan Johnson	2016-18
29.	1072	Pat Freiermuth, TE	2018-pres.
30.	1052	Jahan Dotson	2018-pres.

CAREER RECEIVING TDs

1.	31	Bobby Engram	1991, 93-95
2.	25	Kenny Jackson	1980-83
3.	22	Deon Butler	2005-08
4.	18	Derek Moyer	2008-11
18		Chris Godwin	2014-16
18		DaeSean Hamilton	2014-17
7.	17	Allen Robinson	2011-13
8.	16	O.J. McDuffie	1988-92
16		Pat Freiermuth, TE	2018-pres.
10.	15	Terry Smith	1988-91
15		Joe Jurevicius	1994-97
15		Mike Gesicki, TE	2014-17
13.	13	Jordan Norwood	2005-08
13		KJ Hamler	2018-19
15.	11	Tony Johnson	2000-03
11		Scott Fitzkee	1975-78
11		Freddie Scott	1993-95
11		Jesse James	2012-14
19.	10	Ted Kwalick	1966-68
10		Chuck Herd	1971-73
10		Bryant Johnson	1999-2002
10		Graham Zug	2007-10
10		Jahan Dotson	2018-pres.

SEASON RECEIVING TDs

1.	13	Bobby Engram	1993
2.	11	Bobby Engram	1995
11		Allen Robinson	2012
11		Chris Godwin	2016
5.	10	Joe Jurevicius	1997
6.	9	O.J. McDuffie	1992
9		Freddie Scott	1994
9		Deon Butler	2005
9		Mike Gesicki	2017
9		DaeSean Hamilton	2017
11.	8	Terry Smith	1991
8		Derek Moyer	2010
8		Pat Freiermuth	2018
8		KJ Hamler	2019
15.	7	Kenny Jackson	1982
7		Kenny Jackson	1983
7		Bobby Engram	1994
7		Deon Butler	2008
7		Graham Zug	2009
7		Pat Freiermuth	2019
--	5	Jahan Dotson	2020

CAREER RECEPTIONS

1.	214	DaeSean Hamilton	2014-17
2.	179	Deon Butler	2005-08
3.	177	Allen Robinson	2011-13
4.	167	Bobby Engram	1991, 93-95
5.	161	Derrick Williams	2005-08
6.	158	Jordan Norwood	2005-08
7.	154	Chris Godwin	2014-16
8.	144	Derek Moyer	2008-11
9.	129	Mike Gesicki, TE	2014-17
10.	125	O.J. McDuffie	1988-92
11.	117	Jack Curry	1965-67
12.	110	Bryant Johnson	1999-2002
13.	109	Kenny Jackson	1980-83
14.	108	Terry Smith	1988-91
15.	107	Tony Johnson	2000-03
16.	102	Saquon Barkley, RB	2015-17
17.	98	KJ Hamler	2018-19
18.	94	Joe Jurevicius	1994-97
19.	93	Freddie Scott	1993-95
20.	90	Geno Lewis	2013-15
--	85	Pat Freiermuth, TE	2018-pres.
--	61	Jahan Dotson	2018-pres.

TOTAL OFFENSE

CAREER TOTAL OFFENSE

	Yards	Rush	Pass		
1.	11596	1697	9899	Trace McSorley	2015-18
2.	8215	-242	8457	C. Hackenberg	2013-15
3.	7796	584	7212	Zack Mills	2001-04
4.	6361	619	5742	Daryll Clark	2006-09
5.	6325	-65	6390	Matt McGloin	2009-12
6.	6000	131	5869	Tony Sacca	1988-91
7.	5300	-4	5304	Kerry Collins	1991-94
8.	5168	1637	3531	M. Robinson	2002-05
9.	5162	-220	5382	Chuck Fusina	1975-78
10.	5154	-121	5275	Anthony Morelli	2004-07
11.	4911	99	4812	Todd Blackledge	1980-82
12.	4257	549	3708	Sean Clifford	2018-pres.
13.	4212	667	3545	John Hufnagel	1970-72
14.	4182	-237	4419	Wally Richardson	1992, 94-96
15.	3932	3932	0	Evan Royster	2007-10

SEASON TOTAL OFFENSE

	Yards	Rush	Pass		
1.	4061	491	5370	Trace McSorley	2017
2.	3979	212	3614	Trace McSorley	2016
3.	3328	798	2530	Trace McSorley	2018
4.	3220	-51	3271	Matt McGloin	2012
5.	3214	211	3003	Daryll Clark	2009
6.	3156	806	2350	Michael Robinson	2005
7.	3056	402	2654	Sean Clifford	2019
8.	2887	-68	2955	Christian Hackenberg	2013
9.	2883	-94	2977	Christian Hackenberg	2014
10.	2874	282	2592	Daryll Clark	2008
11.	2660	-19	2679	Kerry Collins	1994
12.	2638	-13	2651	Anthony Morelli	2007
13.	2618	201	2417	Zack Mills	2002
14.	2445	-80	2525	Christian Hackenberg	2015
15.	2427	-61	2488	Tony Sacca	1991
16.	2336	-88	2424	Anthony Morelli	2006
17.	2316	315	2001	Rashard Casey	2000
18.	2201	162	2039	John Hufnagel	1972
19.	2191	-27	2218	Todd Blackledge	1982
20.	2184	-27	2211	Mike McQueary	1997
21.	2168	-53	2221	Chuck Fusina	1977
22.	2087	2087	0	Larry Johnson	2002
23.	2077	-121	2198	Wally Richardson	1995
24.	2003	137	1866	Tony Sacca	1990
25.	1923	7	1916	Kevin Thompson	1999
--	1009	150	859	Sean Clifford	2020

GAME TOTAL OFFENSE

	Yards	Rush	Pass		
1.	461	175	286	T. McSorley vs. Ohio State	2018
2.	456	2	454	C. Hackenberg vs. UCF	2014
3.	452	54	398	S. Clifford at Maryland	2019
4.	418	138	280	Z. Mills vs. Ohio State	2001
5.	408	73	335	T. McSorley vs. Minnesota	2016
6.	402	60	342	T. McSorley vs. Washington	2017
7.	398	19	379	M. Robinson vs. Wisconsin	2003
8.	389	-10	399	Z. Mills vs. Iowa	2002
	389	13	376	T. McSorley vs. Michigan St.	2016
10.	383	2	381	T. McSorley at Michigan St.	2017
11.	379	39	340	S. Clifford at Minnesota	2019
12.	371	0	371	C. Hackenberg vs. Boston Coll.	2014
	371	46	325	T. McSorley vs. Nebraska	2017
14.	370	4	366	M. McQueary vs. Pittsburgh	1997
15.	369	67	302	R. Casey vs. Iowa	2000
16.	366	26	340	S. Clifford vs. Maryland	2020
17.	364	-20	384	T. McSorley vs. Wisconsin	2016
18.	363	92	271	J. Hufnagel at Boston College	1972
	363	125	238	M. Robinson vs. Wisconsin	2005
	363	-32	395	M. McGloin vs. Indiana	2012

SEASON TDs RESPONSIBLE FOR

1.	39	Trace McSorley	2017
2.	36	Trace McSorley	2016
3.	31	Daryll Clark	2009
4.	30	Trace McSorley	2018
5.	29	Daryll Clark	2008
29		Matt McGloin	2012
29		Lydell Mitchell	1971
8.	28	Michael Robinson	2005
28		Sean Clifford	2019
10.	25	Todd Blackledge	1982
25		Tony Sacca	1991
12.	24	Christian Hackenberg	2013
24		Doug Strang	1983
24		Saquon Barkley	2017
15.	23	Ki-Jana Carter	1994
23		Larry Johnson	2002

CAREER TDs RESPONSIBLE FOR

1.	107	Trace McSorley	2015-18
2.	65	Daryll Clark	2006-09
3.	55	Christian Hackenberg	2013-15
4.	54	Saquon Barkley	2015-17
5.	53	Matt McGloin	2009-12
53		Zack Mills	2001-04
7.	51	Todd Blackledge	1980-82
8.	47	Tony Sacca	1988-91
9.	46	Michael Robinson	2002-05
10.	43	Chuck Fusina	1975-78
11.	41	Lydell Mitchell	1969-71
12.	40	Sean Clifford	2018-pres.

SEASON TOTAL OFFENSE

YARDS PER PLAY

1.	9.64	Kerry Collins	1994
2.	8.19	Tom Shuman	1973
3.	7.88	Chuck Fusina	1977
4.	7.77	Ki-Jana Carter	1994
5.	7.70	Larry Johnson	2002
6.	7.47	Trace McSorley	2016
7.	7.18	Daryll Clark	2008
8.	7.12	John Hufnagel	1971
9.	7.11	Trace McSorley	2017
10.	7.09	Mike McQueary	1997
11.	7.03	Sean Clifford	2019
12.	7.02	Kevin Thompson	1999
13.	6.92	John Hufnagel	1972
14.	6.91	Daryll Clark	2009
15.	6.82	Matt McGloin	2010

CAREER TOTAL OFFENSE

YARDS PER PLAY

1.	7.42	Kerry Collins	1991-94
2.	7.34	Mike McQueary	1995-97
3.	7.16	Ki-Jana Carter	1992-94
4.	6.92	Tom Shuman	1972-74
5.	6.87	Trace McSorley	2015-18
6.	6.86	Sean Clifford	2018-pres.
7.	6.85	Daryll Clark	2005-09
8.	6.66	John Hufnagel	1970-72
9.	6.59	Chuck Fusina	1975-78
10.	6.42	Larry Johnson	1998-2002

RECORD WATCH

KICKING

CAREER FIELD GOALS		
1.	78	Kevin Kelly 2005-08
2.	54	Sam Ficken 2011-14
3.	50	Craig Fayak 1990-93
4.	47	Travis Forney 1996-99
5.	45	Brett Conway 1993-96
6.	40	Massimo Manca 1982, 84-86
7.	39	Matt Bahr 1976-78
	39	Robbie Gould 2001-04
	39	Tyler Davis 2015-17
10.	38	Nick Gancitano 1981-84
11.	36	Collin Wagner 2007-10
12.	35	Chris Bahr 1973-75
13.	29	Herb Menhardt 1978-80
14.	28	Jake Pinegar 2018-pres.

CAREER FIELD GOAL ATTEMPTS

1.	107	Kevin Kelly 2005-08
2.	80	Craig Fayak 1990-93
3.	75	Sam Ficken 2011-14
4.	63	Chris Bahr 1973-75
	63	Travis Forney 1996-99
6.	61	Matt Bahr 1976-78
	61	Brett Conway 1993-96
	61	Robbie Gould 2002-04
9.	59	Massimo Manca 1982, 84-86
10.	49	Nick Gancitano 1981-84
	49	Tyler Davis 2015-17
12.	48	Collin Wagner 2006-10
13.	42	Herb Menhardt 1976, 78-80
	42	Ray Tarasi 1986-89
15.	40	Jake Pinegar 2018-pres.

SEASON FIELD GOAL PCT.

1.	91.7	Tyler Davis 2016
	91.7	Jake Pinegar 2019
3.	83.3	Kevin Kelly 2008
4.	82.8	Sam Ficken 2014
5.	82.6	Ray Tarasi 1989
6.	82.4	Anthony Fera 2011
7.	81.5	Matt Bahr 1978
8.	81	Nick Gancitano 1983
9.	80.8	Travis Forney 1999
	80.8	Massimo Manca 1985

CAREER FIELD GOAL PCT.

1.	79.6	Tyler Davis 2015-17
2.	77.6	Nick Gancitano 1981-84
3.	75.0	Collin Wagner 2006-10
4.	74.6	Travis Forney 1996-99
5.	73.8	Brett Conway 1993-96
6.	72.9	Kevin Kelly 2005-08
7.	72.0	Sam Ficken 2011-14
8.	70.0	Jake Pinegar 2018-pres.
9.	69.0	Herb Menhardt 1976, 78-80
10.	67.8	Massimo Manca 1982, 84-86

LONGEST FIELD GOALS

1.	57	Jordan Stout vs. Pitt 2019
2.	55	Chris Bahr at Temple 1975
	55	Chris Bahr at Ohio State 1975
	55	Chris Bahr at Syracuse 1975
5.	54	Herb Menhardt at NC State 1979
	54	Sam Ficken vs. Kent State 2013
7.	53	Massimo Manca vs. Notre Dame 1985
	53	Kevin Kelly vs. Iowa 2007
	53	Jordan Stout vs. Idaho 2019
10.	52	Chris Bahr vs. West Virginia 1975
	52	Eric Etze at Notre Dame 1988
	52	Brett Conway vs. Temple 1996
	52	Kevin Kelly at Syracuse 2008
14.	51	Pete Mauthe at Pittsburgh 1912
	51	Brett Conway vs. Michigan 1995
	51	Ryan Primanti vs. Illinois 2000
	51	Robbie Gould at Wisconsin 2002
18.	50	Chris Bahr at Syracuse 1973
	50	Chris Bahr at Pittsburgh 1974
	50	Matt Bahr vs. Syracuse 1978
	50	Massimo Manca vs. Alabama 1985
	50	Massimo Manca vs. Notre Dame 1985
	50	Craig Fayak at Alabama 1990
	50	Travis Forney at Minnesota 1998
	50	Robbie Gould vs. Virginia 2002
	50	Kevin Kelly at Wisconsin 2008
	50	Sam Ficken vs. Temple 2014
	50	Jordan Stout vs. Ohio State 2020

SEASON EXTRA POINTS MADE

1.	71	Tyler Davis 2017
2.	62	Brett Conway 1994
	62	Tyler Davis 2016
4.	60	Kevin Kelly 2008
5.	59	Al Vitiello 1971
6.	56	Jake Pinegar 2019
7.	53	Jake Pinegar 2018
8.	49	Kevin Kelly 2005
9.	46	Collin Wagner 2009
10.	44	Kevin Kelly 2007
	44	Travis Forney 1999

CAREER EXTRA POINTS MADE

1.	183	Kevin Kelly 2005-08
2.	144	Tyler Davis 2015-17
3.	141	Brett Conway 1993-96
4.	132	Craig Fayak 1990-93
5.	117	Travis Forney 1996-99
6.	116	Jake Pinegar 2018-pres.
7.	115	Robbie Gould 2002-04
8.	109	Sam Ficken 2011-14
9.	98	Al Vitiello 1971-72
10.	96	Massimo Manca 1982, 84-86

CAREER PAT PCT.

(Min. 50 Attempts)

1.	100.0 (59-59)	Herb Menhardt 1976, 78-80
	100.0 (85-85)	Collin Wagner 2006-10
	100.0 (144-144)	Tyler Davis 2015-17
4.	99.3 (141-142)	Brett Conway 1993-96
5.	98.9 (183-185)	Kevin Kelly 2005-08
6.	98.9 (86-87)	Massimo Manca 1982, 84-86
7.	97.3 (109-112)	Sam Ficken 2011-14
8.	96.7 (117-121)	Travis Forney 1996-99
9.	96.7 (116-120)	Jake Pinegar 2018-pres.
10.	96.2 (76-79)	Nick Gancitano 1981-84

SCORING

CAREER SCORING

Points	TD	PAT	FG		
1.	425	1	**183	78	Kevin Kelly 2005-08
2.	318	53	0	0	Saquon Barkley 2015-17
3.	282	0	132	50	Craig Fayak 1990-93
4.	276	0	141	45	Brett Conway 1993-96
5.	271	0	109	54	Sam Ficken 2011-14
6.	261	0	144	39	Tyler Davis 2015-17
7.	258	0	117	47	Travis Forney 1996-99
8.	246	41	0	0	Lydell Mitchell 1969-71
9.	232	0	115	39	Robbie Gould 2001-04
10.	230	38	**0	0	Curtis Enis 1995-97
11.	218	36	**0	0	Larry Johnson 1999-2002
12.	206	0	86	40	Massimo Manca 1982, 84-86
13.	204	34	0	0	Ki-Jana Carter 1992-94
14.	200	0	115	28	Jake Pinegar 2018-pres.

*2-pt conversion run; **2-pt conversion reception

SEASON SCORING

Points	TD	PAT	FG		
1.	174	29	0	0	Lydell Mitchell 1971
2.	140	23	**0	0	Larry Johnson 2002
3.	138	23	0	0	Ki-Jana Carter 1994
	138	23	0	0	Saquon Barkley 2017
5.	132	22	0	0	Saquon Barkley 2016
6.	128	0	62	22	Tyler Davis 2016
7.	122	20	**0	0	Curtis Enis 1997
8.	120	0	60	20	Kevin Kelly 2008
9.	119	11	—	—	Pete Mauthe 1909
10.	116	19	*0	0	Richie Anderson 1992
11.	110	1	44	20	Kevin Kelly 2007
12.	107	0	44	21	Travis Forney 1999
13.	102	17	0	0	John Cappelletti 1973
14.	101	0	53	16	Jake Pinegar 2018
15.	100	0	28	24	Sam Ficken 2014

DEFENSE

CAREER SACK LEADERS

(Since 1975)

1.	33.0	Courtney Brown 1996-99
2.	30.0	Larry Kubin 1977-80
3.	25.5	Shane Conlan 1983-86
	25.5	Michael Haynes 1999-2002
5.	24.5	Tyoka Jackson 1990-93
6.	22.0	Matt Millen 1976-79
7.	21.0	Todd Atkins 1992-95
8.	20.0	Rich McKenzie 1989-92
	20.0	Anthony Zettel 2012-15
10.	19.0	Bruce Clark 1976-79
	19.0	LaVar Arrington 1997-99
	19.0	Jay Alford 2003-06
	19.0	Yetur Gross-Matos 2017-19
14.	18.0	Don Graham 1983-86
	18.0	Bob White 1983-86
--	17.5	Shaka Toney 2017-pres.

CAREER FORCED FUMBLES

1.	9	Shane Conlan 1983-86
2.	8	Carl Nassib 2012-15
	8	Don Graham 1983-86
	8	Michael Haynes 1998-2002
5.	7	Brandon Bell 2013-16
	7	Bruce Clark 1976-79
7.	6	Micah Parsons 2018-19
	6	Sean Stanley 2009-12
	6	Bob White 1983-86
	6	Mark Robinson 1980-83
	6	Matt Millen 1976-79
	6	Walker Ashley 1979-82
12.	5	Maurice Evans 2006-08
	5	Roge Alexander 1982-85
	5	Marcus Allen 2014-17
	5	Courtney Brown 1996-99
	5	Sean Lee 2005-09
	5	Harry Hamilton 1980-83
	5	Deion Barnes 2011-14
	5	Mark D'Onofrio 1988-91
--	4	Lamont Wade 2017-pres.
--	3	Keaton Ellis 2019-pres.
	3	Marquis Wilson 2019-pres.
	3	Shaka Toney 2017-pres.



35

GAME 1
PENN STATE AT INDIANA

36



MEMORIAL STADIUM | FS1 | 10/24/20 | 995



GAME RECAP

BLOOMINGTON, Ind. – Penn State quarterback Sean Clifford accounted for four touchdowns, including a late go-ahead touchdown pass and an overtime touchdown throw, but Indiana rallied to defeat No. 8/7 Penn State, 36-35, in the extra frame.

Clifford accounted for four touchdowns (3 passing, 1 rushing) and 357 yards of total offense, throwing for 238 yards on 24-of-35 passing and rushing for 119 yards – the seventh-most by a quarterback in Penn State history. Pat Freiermuth became Penn State's career leader in touchdown receptions by a tight end and caught seven passes for 60 yards. Wide receiver Jahan Dotson had four catches for 94 yards, including a late 60-yard touchdown reception. Shaka Toney led the Penn State defense with seven tackles, which were all solo and included two sacks. Safety Lamont Wade recovered a fumble and made his first career interception.

For Indiana, quarterback Michael Penix Jr. went 19-for-36 passing for 170 yards with a touchdown throw in overtime and two successful two-point conversion rushes - one to force overtime and one to win the game - while running back Stevie Scott III rushed for two touchdowns in the first half. Safety Jamar Johnson made 10 tackles, an interception and forced a fumble the Hoosiers recovered, while cornerback Jaylin Williams also added an interception.

How It Happened

With Penn State trailing by six late in the fourth quarter, Clifford found Dotson over the middle for a 60-yard touchdown strike and a 21-20 Penn State lead. Then after stopping Indiana on fourth down, running back Devyn Ford rushed for a touchdown with 1:42 remaining for a 28-20 PSU advantage. However, Indiana's Penix led the Hoosiers on a game-tying touchdown drive, rushing for both the touchdown and ensuing two-point attempt.

In overtime, Clifford threw a 9-yard touchdown pass to Parker Washington for a 35-28 Nittany Lion lead, but Penix answered with a 9-yard touchdown pass to Whop Philyor on Indiana's possession, and the Hoosiers elected to go for two to decide the game. Penix ran left and dove, extending the football towards the pylon, making contact with both it and the ground out of bounds, for what was ruled a touchdown. The play was reviewed, but the call stood.

Penn State took the game's first lead with Freiermuth's touchdown catch on the opening drive, converting on fourth-and-goal from the 2-yard line.

Williams intercepted Clifford late in the first quarter leading to the Hoosiers' first score, a field goal, early in the second quarter. Scott then gave Indiana a 17-7 lead with a pair of rushing touchdowns.

Clifford scampered for a 35-yard touchdown run to cut the deficit to three at the end of the third quarter, before Indiana added a field goal for a 20-14 advantage. Penn State was able to retake the lead on the Clifford-Dotson score, but Indiana answered.

Notes

- Penn State dropped to 22-2 all-time against Indiana, including an 11-2 mark in Bloomington. The Nittany Lions snapped a six-game win streak against the Hoosiers.
- Penn State converted 27 first downs, tying the ninth-most by the team in the James Franklin era.
- The Nittany Lions tallied 52 rushing attempts, equaling the fourth-most by the program under James Franklin. Penn State last had 52 rushing attempts against Iowa in 2016.
- The Nittany Lions scored on their opening drive, covering 7:01. It was Penn State's longest time-covering drive since a 9:01 drive against Indiana in 2019.
- WR Parker Washington became the first true freshman wide receiver to start a season opener since Brandon Polk against Temple in 2015.
- Washington caught a 9-yard touchdown pass in overtime, marking the second-straight season opener with a freshman catching a touchdown pass. Brenton Strange caught a 4-yard touchdown reception against Idaho in 2019.
- QB Sean Clifford ran for a career-best 119 yards on 17 carries. It was his first career 100-yard rushing game and Penn State's first 100-yard rushing game by a quarterback since Will Lewis ran for 108 yards against Rutgers in 2019.
- Clifford scored on a 35-yard run at the end of the third quarter. It was Clifford's second career rushing touchdown over 30 yards, joining his 38-yard run against Indiana in 2019.
- TE Pat Freiermuth owns the Penn State career record for receiving touchdowns by a tight end with 16 career touchdown grabs. He broke a tie with Mike Gesicki (2014-17).
- WR Jahan Dotson hauled in a 60-yard touchdown reception in the fourth quarter. It was Dotson's fifth career touchdown catch and his fourth of 40 or more yards.
- The Nittany Lions held Indiana to 211 total yards, the ninth-fewest allowed under James Franklin.
- Indiana attempted only 26 rushes, tied for the sixth-lowest by any opponent in the James Franklin era.
- DE Shaka Toney matched a career high with seven tackles, tying his performance against Michigan in 2019.
- S Lamont Wade intercepted a pass in the third quarter, his first career interception.
- CB Joey Porter Jr. registered his first career sack in the first quarter and collected a career-best five tackles, topping two tackles against Rutgers in 2019.
- LB Ellis Brooks forced his first career forced fumble.

SCORING SUMMARY

	1	2	3	4	OT	F
PSU	7	0	7	14	7	35
IU	0	17	0	11	8	36

1st	7:59	PSU	13-64/7:01/7-0
		Freiermuth, Pat 2 yd pass from Clifford, Sean (Pinegar kick)	
2nd	12:24	IND	9-22/3:15/7-3
		Campbell, Charles 34 yd field goal	
	8:12	IND	6-62/2:02/7-10
		Scott III, Stevie 14 yd run (Campbell kick)	
	6:36	IND	2-4/0:30/7-17
		Scott III, Stevie 2 yd run (Campbell kick)	
3rd	0:00	PSU	8-57/4:07/14-17
		Clifford, Sean 35 yd run (Pinegar kick)	
4th	13:18	IND	9-44/1:42/14-20
		Campbell, Charles 48 yd field goal	
	2:30	PSU	3-74/0:44/21-20
		Dotson, Jahan 60 yd pass from Clifford, Sean (Pinegar kick)	
	1:42	PSU	1-14/0:05/28-20
		Ford, Devyn 14 yd run (Pinegar, kick)	
	00:22	IND	7-75/1:20/28-28
		Penix, Michael 1 yd run (Penix rush)	
OT		PSU	4-25/35-28
		Washington, Parker 9 yd pass from Clifford, Sean (Pinegar kick)	
		IND	5-25/35-36
		Philyor, Whop 9 yd pass from Penix, Michael (Penix rush)	

TEAM STATS

	PSU	IU
First Downs	27	16
Rushing Yards	250	41
Passing Yards	238	170
Passing (C-A-Int)	24-35-2	19-36-1
Total Offense	488	211
Plays	87	62
Fumbles (#-Lost)	1-1	1-1
Penalties (#-Yards)	10-100	4-36
Possession Time	40:25	19:35
3rd-Down Conv.	9-17	4-12
Red Zone	2-6	5-5
Touchdowns	2	4
Field goals	0	1

OTHER

Time of Game	4:05
Indiana	1-0, 1-0 Big Ten
Penn State	0-1, 0-1 Big Ten

INDIVIDUAL STATISTICS

RUSHING

Penn State-Clifford, Sean 17-119; Ford, Devyn 20-69; Lee, Keyvone 6-35; Holmes, Caziah 5-16; Cain, Noah 3-13; Levis, Will 1-minus 2. Indiana-Scott III, Stevie 20-57; James, Sampson 1-4; TEAM 1-minus 2; Penix, Michael 4-minus 18.

PASSING

Penn State-Clifford, Sean 24-35-3-238
Indiana-Penix Jr., Michael 19-36-1-170.

RECEIVING

Penn State-Freiermuth, Pat 7-60; Dotson, Jahan 4-94; George, Daniel 3-29; Ford, Devyn 3-11; Lambert-Smith, K 2-25; Washington, Parker 2-12; Lee, Keyvone 2-6; Strange, Brenton 1-1.

Indiana-Philyor, Whop 5-36; Marshall, Miles 4-46; Scott III, Stevie 3-11; Fryfogle, Ty 2-27; Swinton, Javon 2-23; Hendershot, P. 2-13; Hewitt, Jacobly 1-14.

TOP TACKLERS (UA-A-T)

Penn State-Toney, Shaka 7-0-7; Porter Jr., Joey 5-0-5; Brooks, Ellis 5-0-5; Castro-Fields, Tariq 4-1-5; Brisker, Jaquan 2-1-3; Luketa, Jesse 2-1-3; Wade, Lamont 1-2-3; Shelton, Antonio 2-0-2; Oweh, Jayson 2-0-2; Mustipher, PJ 1-1-2.

Indiana-McFadden, Micah 11-0-11; Johnson, Jamar 7-3-10; Matthews, Devon 5-3-8; Mullen, Tiawan 4-4-8; Jones, Cam 6-1-7; Head Jr., James 3-2-5; Williams, Jaylin 3-1-4; Fitzgerald, Bryant 3-0-3; Miller, James 1-2-3; Taylor, Reese 1-2-3.



25

GAME 2
PENN STATE VS. OHIO STATE

38



BEAVER STADIUM | ABC | 10/31/20 | 1500



GAME RECAP

UNIVERSITY PARK, Pa. – Wide receiver Jahan Dotson scored three touchdowns and totaled 144 yards receiving for No. 18/17 Penn State, but No. 3 Ohio State made an early lead last for a 38-25 win over the Nittany Lions.

It was Dotson's second career 100-yard receiving game and a career-high total, and his three touchdowns and eight receptions were also career highs. Quarterback Sean Clifford completed 18-of-30 passes for 281 yards and the three touchdowns. Of Clifford's passing yards, 252 came in the second half.

Ohio State was paced by quarterback Justin Fields, who completed 28-of-34 passes for 318 yards and four touchdowns. Garrett Wilson caught 11 passes for 111 yards and had a 62-yard rush, while Chris Olave caught seven passes for 120 yards and 2 touchdowns and Jeremy Ruckert added a pair of receiving touchdowns.

Linebacker Ellis Brooks paced the Penn State defense with a career-high 11 tackles, while linebacker Brandon Smith and defensive tackle Antonio Shelton both tallied sacks. Tommy Togiai led Ohio State with seven tackles and three sacks and Marcus Hooker had six tackles and an interception.

How It Happened

Ohio State jumped out to an early two-touchdown lead. Wilson broke free for 62 yards on the first play from scrimmage and Master Teague III scored from four yards out two plays later to give the Buckeyes a 7-0 lead. Penn State failed to convert on fourth-and-two at its own 45 on the ensuing drive, and Ohio State took advantage of the short field when Olave hauled in a 26-yard touchdown catch.

Penn State put together a field goal drive for its first score with 2:57 remaining in the first quarter, but the Buckeyes added another touchdown before the end of the half on a 10-yard throw to Jeremy Ruckert over the middle. Jordan Stout drilled a 50-yard field goal for the Nittany Lions as the half expired to go to halftime down 21-6.

Penn State opened the second half with the ball and marched down the field for an eight-play, 75-yard drive capped by a 14-yard touchdown reception by Dotson. Ohio State answered midway through the third quarter with a 49-yard touchdown catch by Olave and added a field goal before the end of the quarter.

The Nittany Lions made it a 31-19 game at the start of the fourth quarter after a pair of highlight reel catches by Dotson. On the first play of the final stanza on third-and-17, Dotson caught a 37-yard pass with one hand and the side of his helmet. On the next play, he made a one-handed snag for a 21-yard touchdown catch.

Fields found Ruckert again in the end zone with 9:14 to go and Clifford connected with Dotson on a 20-yard strike with 6:27 to go to make it a 38-25 game. Hooker sealed the game for Ohio State with an interception in Penn State territory in the game's final minutes.

Notes

- Penn State is 14-22 all-time against Ohio State.
- The Nittany Lions moved to 119-14-1 all-time in home openers and 51-10 in Beaver Stadium.
- Penn State is now 26-4-1 in October home openers.
- Penn State snapped a streak of seven consecutive wins in home openers. The Nittany Lions have won 17 of their last 19 home openers.
- The Nittany Lions are now 1-1 in home openers against Big Ten opponents.
- Penn State is now 4-5 in home openers against AP Top 25 teams, including 2-4 against AP Top 10 opponents.
- The Nittany Lions moved to 55-32 all-time in night games.
- Penn State is now 8-13 when College Gameday is at the site of a Penn State game.
- WR Jahan Dotson is the first Penn State player with three touchdown receptions in a game since Pat Freiermuth (vs. Michigan State, 2019) and the first Nittany Lion receiver since DaeSean Hamilton (vs. Indiana, 2017).
- Dotson's 144 receiving yards were the most receiving yards for a Penn State player since Chris Godwin recorded 187 yards vs. USC in the 2016 Rose Bowl.
- Dotson hauled in four receptions of 20 or more yards with catches of 20, 37, 21 and 20 yards. He has 17 career catches of 20 or more yards.
- With three touchdown passes, QB Sean Clifford raised his career total to 31, tying him for 10th all-time at Penn State with Anthony Morelli (2004-07).
- WR Parker Washington had four catches for 73 yards including a career-long 31-yard reception in the fourth quarter. He also had a 20-yard reception in the third quarter.
- LB Jesse Luketa made a career-high eight stops, all coming in the second half. His previous high was five tackles at Maryland in 2019.
- LB Lance Dixon forced his first career fumble in the first quarter.
- K/P Jordan Stout kicked his third career field goal of 50 yards or longer (53-yard field goal vs. Idaho, 2019; 57-yard field goal vs. Pitt, 2019).
- With three career field goals of 50 or more yards, Stout moved to second all-time at Penn State.

SCORING SUMMARY

	1	2	3	4	OT	F
OSU	14	7	10	7	-	38
PSU	3	3	7	12	-	25

1st	13:43	OSU	Teague III, Master 4 yd run (Haubeil kick)	3-75/1:17/7-0		
	8:39	OSU	Olave, Chris 26 yd pass from Fields, Justin (Haubeil kick)	5-45/2:42/14-0		
	2:57	PSU	Pinegar, Jake 31 yd field goal	11-61/5:42/14-3		
2nd	2:23	OSU	Ruckert, Jeremy 10 yd pass from Fields, Justin (DiMaccio kick)	15-89/6:06/21-3		
	0:00	PSU	Stout, Jordan 50 yd field goal	1-0/0:01/21-6		
3rd	11:14	PSU	Dotson, Jahan 14 yd pass from Clifford, Sean (Pinegar kick)	8-75/3:46/21-13		
	8:41	OSU	Olave, Chris 49 yd pass from Fields, Justin (DiMaccio kick)	8-75/2:33/28-13		
	1:02	OSU	DiMaccio, Dominic 22 yd field goal	12-75/6:22/31-13		
4th	14:30	PSU	Dotson, Jahan 21 yd pass from Clifford, Sean (Clifford rush failed)	5-75/1:32/31-19		
	9:14	OSU	Ruckert, Jeremy 1 yd pass from Fields, Justin (DiMaccio kick)	12-75/5:16/38-19		
	6:27	PSU	Dotson, Jahan 20 yd pass from Clifford, Sean (Clifford pass failed)	7-75/2:47/38-25		

TEAM STATS

	OSU	PSU
First Downs	24	20
Rushing Yards	208	44
Passing Yards	318	281
Passing (C-A-Int)	28-34-0	18-30-1
Total Offense	526	325
Plays	79	57
Fumbles (#-Lost)	2-0	0-0
Penalties (#-Yards)	9-80	5-31
Possession Time	37:01	22:59
3rd-Down Conv.	10-18	3-9
Red Zone	4-6	3-3
Touchdowns	3	2
Field goals	1	1

OTHER

Time of Game	3:44
Ohio State	2-0, 2-0 Big Ten
Penn State	0-2, 0-2 Big Ten

INDIVIDUAL STATISTICS

RUSHING

Ohio State-Teague III, Master 23-110; Wilson, Garrett 1-62; Sermon, Trey 13-56; Fields, Justin 6-minus 4; TEAM 2-minus 16.
Penn State-Ford, Devyn 8-36; Clifford, Sean 18-5; Levis, Will 1-3.

PASSING

Ohio State-Fields, Justin 28-34-0-318.
Penn State-Clifford, Sean 18-30-1-281.

RECEIVING

Ohio State-Wilson, Garrett 11-111; Olave, Chris 7-120; Ruckert, Jeremy 4-25; Williams, J. 2-23; Farrell, Luke 1-16; Hausmann, Jake 1-13; Smith-Njigba, Jaxon 1-6; Sermon, Trey 1-4.
Penn State-Dotson, Jahan 8-144; Washington, Parker 4-73; Freiermuth, Pat 3-46; Lambert-Smith, KeAndre 2-18; Ford, Devyn 1-0.

TOP TACKLERS (UA-A-T)

Ohio State-Togiai, Tommy 4-3-7; Hooker, Marcus 5-1-6; Werner, Pete 1-5-6; Borland, Tuf 1-4-5; Cooper, J. 1-4-5; Banks, Sevin 3-1-4; Harrison, Zach 2-2-4; Friday, Tyler 1-2-3; Wade, Shaun 1-1-2; Williamson, Marcus 1-1-2; Jean-Baptiste, Javontae 1-1-2.
Penn State-Brooks, Ellis 5-6-11; Wade, Lamont 6-2-8; Luketa, Jesse 4-4-8; Brisker, Jaquan 4-4-8; Mustipher, PJ 2-6-8; Oweh, Jayson 2-4-6; Dixon, Lance 4-1-5; Porter Jr., Joey 3-2-5; Smith, Brandon 3-2-5; Katshir, Charlie 2-1-3; Simmons, Shane 1-2-3.



19

GAME 3
PENN STATE VS. MARYLAND

35



BEAVER STADIUM | BTN | 11/7/20 | 1500



GAME RECAP

UNIVERSITY PARK, Pa. – Penn State tried to rally from an early deficit with 290 yards of total offense in the second half, but Maryland's explosive scoring plays in the first half were enough for a 35-19 victory in Big Ten football action Saturday in Beaver Stadium.

Penn State held Maryland to 70 yards with no scores on offense in the second half, but was unable to overcome a 28-7 halftime deficit.

Penn State quarterback Sean Clifford attempted a school-record 57 passes and threw for 340 yards and three touchdowns as he tried to rally the Nittany Lions late, and freshman wide receiver Parker Washington caught eight passes for 70 yards and two touchdowns. Wide receiver Jahan Dotson finished with nine catches for 123 yards - his second-straight 100-yard receiving game - and tight end Pat Freiermuth caught six passes for 91 yards, as both surpassed 1,000 yards receiving for their careers in the game.

Maryland scored all of its touchdowns from 34 or more yards out. Quarterback Taulia Tagovailoa completed 18-of-26 passes for 282 yards and three touchdowns, while wide receiver Rakim Jarrett caught five passes for 144 yards and two touchdowns and wide receiver Dontay Demus caught six passes for 86 yards and one touchdown. Running back Jake Funk ran 16 times for 80 yards and a 38-yard touchdown run.

Defensive end Jayson Oweh led the Nittany Lions on defense with a career-high 10 tackles and two tackles for loss, while safety Nick Cross led the Terps with eight tackles, a sack, interception and two pass break ups.

How It Happened

Maryland took a 14-0 lead in the first quarter on a pair of big touchdown receptions by Jarrett, who caught a 42-yard touchdown the Terps' first possession and a 62-yard score with 19 seconds remaining in the opening frame, and then went up three touchdowns with a 38-yard rush by Funk early in the second quarter.

Penn State got on the board with 6:32 remaining in the half, as Clifford engineered a 10-play, 75-yard touchdown drive capped by a 20-yard touchdown toss to Dotson, but Tagovailoa connected with Demus for a 34-yard touchdown before the break for a 28-7 halftime lead.

Maryland extended its lead in the second half on a fumble recovery for a touchdown. Clifford connected with Washington for a 23-yard touchdown with 10:16 remaining to complete a 16-play, 98-yard drive, and again in the final seconds for a 1-yard score.

Notes

- Penn State dropped to 40-3-1 against Maryland all-time, snapping a five-game win streak.
- The Nittany Lions are now 23-2 at home against Maryland.
- Penn State is 5-2 against Maryland since the Terrapins joined the Big Ten in 2014.
- The Nittany Lions snapped a streak of 14-straight wins against teams within 250 miles of Beaver Stadium.
- Freshman receivers KeAndre Lambert-Smith and Parker Washington both started for the Nittany Lions, marking the first time two true freshman receivers started for Penn State since Saeed Blacknall and Chris Godwin at Michigan in 2014.
- Penn State's 93 plays on offense were its most since having 99 at Iowa in 2017.
- QB Sean Clifford attempted a program-record 57 passes. The record was previously held by Christian Hackenberg (55; at Indiana, 2013).
- Clifford finished with 340 passing yards, marking his third career 300-yard game. He is tied with Daryll Clark (2006-09) for fifth place on Penn State's all-time list.
- His nine career games of 200-plus yards passing moves him into a tie for 10th with Todd Blackledge (1980-82) and Wally Richardson (1992, 94-96).
- The 340 yards ranks tied for 16th in program history, matching his own mark at Minnesota in 2019 and Christian Hackenberg's performance at Indiana in 2013.
- WR Jahan Dotson became the first Penn State football player to have a touchdown catch in each of the first three games of a season since Allen Robinson accomplished the feat in 2013 (vs. Syracuse, Eastern Michigan, UCF).
- Dotson's five touchdowns in the first three games of the season tie the Penn State record set by Joe Jurevicius in 1997.
- WR Parker Washington became the first Penn State true freshman to have two touchdown receptions in a game since Pat Freiermuth did so against Rutgers in 2018.
- DE Jayson Oweh is the first Penn State defensive lineman with 10 or more tackles in a game since Yetur Gross-Matos against Indiana in 2018 (10 tackles).
- DE Shane Simmons recorded a career-high 1.5 sacks.
- K Jake Pinegar registered his 200th career point on an extra point in the second quarter.

SCORING SUMMARY

	1	2	3	4	OT	F
MD	14	14	7	0	-	35
PSU	0	7	0	12	-	19

1st	12:27	UMD	6-75/2:33/7-0
		Jarrett, Rakim 42 yd pass from Tagovailoa, Taulia (Petrino kick)	
	0:19	UMD	4-78/1:31/14-0
		Jarrett, Rakim 62 yd pass from Tagovailoa, Taulia (Petrino kick)	
2nd	11:49	UMD	8-65/2:51/21-0
		Funk, Jake 38 yd run (Petrino kick)	
	6:32	PSU	10-75/5:17/21-7
		Dotson, Jahan 20 yd pass from Clifford, Sean (Pinegar kick)	
	0:45	UMD	6-71/0:56/28-7
		Demus, Dontay 34 yd pass from Tagovailoa, Taulia (Petrino kick)	
3rd	12:55	UMD	35-7
		Campbell, Chance 34 yd fumble recovery (Petrino kick)	
4th	10:16	PSU	16-98/5:12/35-13
		Washington, Parker 23 yd pass from Clifford (Clifford pass failed)	
	0:11	PSU	8-76/2:09/35-19
		Washington, Parker 1 yd pass from Clifford (Clifford pass failed)	

TEAM STATS

	MD	PSU
First Downs	16	30
Rushing Yards	123	94
Passing Yards	282	340
Passing (C-A-Int)	18-26-0	27-57-2
Total Offense	405	434
Plays	61	93
Fumbles (#-Lost)	0-0	1-1
Penalties (#-Yards)	8-55	4-25
Possession Time	26:22	33:38
3rd-Down Conv.	9-16	9-20
Red Zone	0-0	2-4
Touchdowns	0	2
Field goals	0	0

OTHER

Time of Game	3:15
Maryland	2-1, 2-1 Big Ten
Penn State	0-3, 0-3 Big Ten

INDIVIDUAL STATISTICS

RUSHING

Maryland-Funk, Jake 16-80; Boone, Peny 4-20; Jacobs, Isaiah 6-14; Tagovailoa, Taulia 7-13; TEAM 2-minus 4.

Penn State-Ford, Devyn 9-36; Holmes, Caziaah 9-29; Clifford, Sean 17-26; Lee, Keyvone 1-3.

PASSING

Maryland-Tagovailoa, Taulia 18-26-0-282.

Penn State-Clifford, Sean 27-57-2-340.

RECEIVING

Maryland-Demus, Dontay 6-86; Jarrett, Rakim 5-144; Cobbs, Brian 2-18; Jones, Darryl 2-9; Jones, Jashaun 1-12; Boone, Peny 1-9; Funk, Jake 1-4.

Penn State-Dotson, Jahan 9-123; Washington, Parker 8-70; Freiermuth, Pat 6-91; George, Daniel 2-34; Strange, Brenton 2-22.

TOP TACKLERS (UA-A-T)

Maryland-Cross, Nick 4-4-8; Hyppolite II, Ruben 3-4-7; Richardson, Antwaine 4-2-6; Mosley, Jordan 3-3-6; Campbell, Chance 2-4-6; Still, Tarheeb 4-0-4; Bennett, Kenny 4-0-4; Eley, Ayinde 1-3-4; Glasgow, Cherokee 1-2-3; McCullough, Ahmad 1-2-3; Finau, Ami 0-3-3; Gotay, Fa'Najae 0-3-3; Hazel, Isaiah 0-3-3.

Penn State-Oweh, Jayson 5-5-10; Brooks, Ellis 2-5-7; Brisker, Jaquan 4-2-6; Castro-Fields, Tariq 1-5-6; Smith, Brandon 2-3-5; Mustipher, PJ 2-2-4; Luketa, Jesse 2-2-4; Porter Jr., Joey 3-0-3; Culpepper, Judge 2-1-3; Shelton, Antonio 0-3-3; Simmons, Shane 1-1-2; Isaac, Adisa 1-1-2; Katshir, Charlie 1-1-2; Hansard, Fred 0-2-2.



HAKEEM BEAMON 51
 Defensive Tackle | 6-3 | 292
 Redshirt Freshman
 Midlothian, Va./Manchester
 Major: Division of Undergraduate Studies

» 2020
Season: Appeared in three games.

at Indiana (10/24): Registered one tackle. **Ohio State (10/31):** Made one stop.

» 2020 GAME-BY-GAME
Tackles (Solo-Assisted-Total)
 at Indiana 1-0-1; OHIO STATE 0-1-1; MARYLAND 0-0-0.

» BEAMON'S CAREER STATISTICS & GAME HIGHS

	UA-A	TK	FF	FR	I	PBU	SACK	TFL
2019	1-1	2	-	-	-	-	-	-
2020	1-1	2	-	-	-	-	-	-
CAREER	2-2	4	-	-	-	-	-	-

Tackles 1; Four Times: Last Ohio State, 10/31/20



JAQUAN BRISKER 1
 Safety | 6-1 | 210
 Senior
 Pittsburgh, Pa./Gateway/Lackawanna College
 Major: Communication Arts & Sciences

» 2020
Season: Made three starts...One of nine players to make their first career start.


at Indiana (10/24): Talled three tackles...Recorded first career tackle for loss. **Ohio State (10/31):** Collected a career-best eight tackles, including four solo stops. **Maryland (11/7):** Recorded six tackles, including four solo...Added a pass breakup.

» 2020 GAME-BY-GAME
Tackles (Solo-Assisted-Total)
 at Indiana 2-1-3; OHIO STATE 4-4-8; MARYLAND 4-2-6.

» BRISKER'S CAREER STATISTICS & GAME HIGHS

	UA-A	TK	FF	FR	I	PBU	SACK	TFL
2019	15-17	32	-	-	2	3	-	1.0-8
2020	10-7	17	-	-	-	1	-	1.0-1
CAREER	25-24	49	-	-	2	4	-	2.0-9

Tackles 8; Ohio State, 10/31/20
Tackles For Loss 1.0; Twice: Last at Indiana, 10/24/20
Interceptions 1; Twice: Last at Michigan State, 10/26/19
Interception Return29 yards; at Michigan State, 10/26/19
Pass Breakups 1; Four Times: Last Maryland, 11/7/20



ELLIS BROOKS 13
 Linebacker | 6-1 | 233
 Redshirt Junior
 Mechanicsville, Va./Benedictine College Prep
 Major: Psychology

» 2020
Season: Made three starts...One of nine players to make their first career start.

Rankings: Tied for ninth in the Big Ten averaging 0.3 forced fumbles per game.

at Indiana (10/24): Notched five tackles, including one for loss... Registered first career forced fumble in the second quarter. **Ohio State (10/31):** Talled a career-high 11 tackles...Earned first career double-digit tackle performance...Added a solo tackle for loss. **Maryland (11/7):** Posted seven tackles...Made 1.5 tackles for loss.

» 2020 GAME-BY-GAME
Tackles (Solo-Assisted-Total)
 at Indiana 5-0-5; OHIO STATE 5-6-11; MARYLAND 2-5-7.

» BROOKS' CAREER STATISTICS & GAME HIGHS

	UA-A	TK	FF	FR	I	PBU	SACK	TFL
2018	19-11	30	-	-	1	-	0.5-2	1.5-3
2019	19-20	39	-	1	-	-	2.5-17	4.0-23
2020	12-11	23	1	-	-	-	-	3.5-11
CAREER	50-42	92	1	1	1	-	3.0-19	9.0-37

Tackles 11; Ohio State, 10/31/20
Tackles for Loss 2.5; Maryland, 9/27/19
Sacks 2.5; at Maryland, 9/27/19
Forced Fumbles 1; at Indiana, 10/24/20
Fumbles Recovered 1; at Michigan State, 10/26/19
Interceptions 1; at Illinois, 9/21/18
Interception Return28 yards; at Illinois, 9/21/18
10+ Tackle Games 1; Last Ohio State (11), 10/31/20



Ji'AYIR BROWN 16
 Safety | 5-11 | 209
 Junior
 Trenton, N.J./Trenton Central/Lackawanna College
 Major: Division of Undergraduate Studies

» 2020
Season: Appeared in three games...One of 10 players to make their Nittany Lion debut.

Ohio State (10/31): Registered two tackles...Earned first career tackle for loss. **Maryland (11/7):** Collected one tackle.

» 2020 GAME-BY-GAME
Tackles (Solo-Assisted-Total)
 at Indiana 0-0-0; OHIO STATE 1-1-2; MARYLAND 1-0-1.

» BROWN'S CAREER STATISTICS & GAME HIGHS


	UA-A	TK	FF	FR	I	PBU	SACK	TFL
2020	2-1	3	-	-	-	-	-	1.0-4
CAREER	2-1	3	-	-	-	-	-	1.0-4

Tackles 2; Ohio State, 10/31/20
Tackles for Loss 1.0; Ohio State, 10/31/20



JOSEPH BRUNO 30
 Running Back | 6-0 | 202
 Freshman
 Germantown, Md./Northwest
 Major: Division of Undergraduate Studies

» 2020
Season: Appeared in two games on special teams...One of 10 players to make their Nittany Lion debut...One of eight true freshmen to play this season...Named the Coaching Staff's Developmental Squad Defensive Player of the Week following the Indiana (10/24) game.



NOAH CAIN 21
 Running Back | 5-10 | 226
 Sophomore
 Baton Rouge, La./IMG Academy (Fla.)
 Major: Division of Undergraduate Studies

» CAREER NOTES & RECORDS
Season: 2019: Set a Penn State freshman record with eight rushing touchdowns, passing D.J. Dozier (7, 1983) and Saquon Barkley (7, 2015)... Became first Penn State freshman to run for 100 yards in back-to-back games (105 yards vs. Purdue; 102 yards at Iowa) since Saquon Barkley in 2015 (115 yards vs. Buffalo; 195 yards vs. Rutgers).

Game: 2019: Became the first PSU freshman with two rushing touchdowns in a season opener (vs. Idaho) since Stephfon Green vs. Coastal Carolina in 2008...Two touchdowns vs. Idaho also marked the first PSU freshman with two touchdowns in a game since Ricky Slade against Maryland in 2018.

Bowl: 2019: Tied for second in Penn State bowl history with two rushing touchdowns in the Cotton Bowl...Helped the Nittany Lions score a program-bowl record 53 points...Aided Penn State to tie a Cotton Bowl record with five rushing touchdowns...Helped Penn State run for 396 yards, a program bowl record and the second-most in Cotton Bowl history.

» 2020
Awards: Named to the Doak Walker Award watch list.
Season: Made one start...Will miss rest of 2020 season due to injury.
at Indiana (10/24): Gained 13 yards on three carries.

» 2020 GAME-BY-GAME
Rushing (Carries-Yards-TD)
 at Indiana 3-13-0; OHIO STATE INJ; MARYLAND INJ.
Receiving (Receptions-Yards-TD)
 at Indiana 0-0-0; OHIO STATE INJ; MARYLAND INJ.


» CAIN'S CAREER STATISTICS & GAME HIGHS

	Att.-Yds.	Avg.	TD	LG	Rec.-Yds.	Avg.	TD	LG
2019	84-443	5.3	8	27	7-52	7.4	-	20
2020	3-13	4.3	-	7	-	-	-	-
CAREER	87-456	5.2	8	27	7-52	7.4	-	20

Rushing Attempts 22; at Iowa, 10/12/19
Rushing Yards 105; Purdue, 10/5/19
Rushing Touchdowns 2; Twice, Last vs. Memphis, 12/28/19
Longest Rush 27; Purdue, 10/5/19
2 or More Rushing Touchdowns 2; Last vs. Memphis, 12/28/19
100-yard Rushing Games 2; Last at Iowa (102), 10/12/19

Receptions 3; Purdue, 10/5/19
Receiving Yards 25; Purdue, 10/5/19
Longest Reception 20; Purdue, 10/5/19

All-Purpose Yards 130; Purdue, 10/5/19



TARIQ CASTRO-FIELDS 5
 Cornerback | 6-0 | 191
 Senior
 Upper Marlboro, Md./Riverdale Baptist School
 Major: Sociology

» 2020
Season: Made three starts.

at Indiana (10/24): Collected five tackles, including four solo...Added a pass breakup. **Ohio State (10/31):** Made one stop...Collected 100th career tackle. **Maryland (11/7):** Notched six tackles.

» 2020 GAME-BY-GAME
Tackles (Solo-Assisted-Total)
 at Indiana 4-1-5; OHIO STATE 1-0-1; MARYLAND 1-5-6.

» CASTRO-FIELDS' CAREER STATISTICS & GAME HIGHS

	UA-A	TK	FF	FR	I	PBU	SACK	TFL
2017	9-1	10	1	-	1	3	-	2.0-8
2018	21-11	32	-	-	-	7	1.0-2	5.0-8
2019	32-20	52	-	-	2	8	-	3.0-4
2020	6-6	12	-	-	-	1	-	-
CAREER	68-38	106	1	-	3	19	1.0-2	10.0-20

Tackles 8; Three Times: Last Indiana, 11/16/19
Tackles for Loss 1.5; Twice: Last vs. Kentucky, 1/1/19
Sacks 1.0; vs. Kentucky, 1/1/19
Forced Fumbles 1; at Maryland, 11/25/17
Interceptions 1; Three Times: Last Michigan, 10/19/19
Long Interception Return 5 yards; at Maryland, 9/27/19
Pass Breakups 3; at Michigan State, 11/4/17

30 2020 PENN STATE FOOTBALL



RAFAEL CHECA 90
 Kicker | 6-2 | 203
 Redshirt Sophomore
 Chevy Chase, Md./St. John's College High School
 Major: Hospitality Management

» 2020

Season: Appeared in two games on special teams.

NOTE: Has two career tackles (vs. Iowa and at Rutgers, 2018).



MAX CHIZMAR 50
 Linebacker | 6-2 | 229
 Redshirt Junior
 Mars, Pa./Mars Area
 Major: Corporate Innovation and Entrepreneurship

» 2020

Season: Appeared in two games...Named the Coaching Staff's Developmental Squad Defensive Player of the Week following the Indiana (10/24) game.

» 2020 GAME-BY-GAME

Tackles (Solo-Assisted-Total)

at Indiana 0-0-0; OHIO STATE DNP; MARYLAND 0-0-0.

» CHIZMAR'S CAREER STATISTICS & GAME HIGHS

	UA-A	TK	FF	FR	I	PBU	SACK	TFL
2018	0-1	1	-	-	-	-	-	-
2019	0-3	3	-	-	-	-	-	-
2020	-	-	-	-	-	-	-	-
CAREER	0-4	4	-	-	-	-	-	-

Tackles 2; Buffalo, 9/7/19



SEAN CLIFFORD 14
 Quarterback | 6-2 | 217
 Redshirt Junior
 Cincinnati, Ohio/Saint Xavier
 Major: Advertising and Public Relations

» CAREER NOTES & RECORDS

Career: Leads Penn State all-time with a 147.9 passing efficiency...Ranks 10th all-time at Penn State with 34 career touchdown passes...Sits 13th all-time with 3,708 career passing yards...Tied 12th all-time with 263 career completions...Ranks 16th all-time with 448 career pass attempts... Ranks fourth all-time at Penn State with a .587 career completion percentage... Sits eighth all-time with 549 rushing yards by a quarterback...Holds 12th all-time with 4,257 total yards in his career...Ranks 12th all-time with 40 career touchdowns responsible for...Tied fifth all-time with three 300-yard passing games...Has thrown for 200-plus yards in nine games, ranking 10th all-time...Has thrown for at least 250 passing yards and three passing touchdowns in five games...Became the 17th Penn State quarterback to move past the 3,000-yard mark against Indiana (10/24/20).

Season: 2019: Became the third Penn State quarterback to have three games with 250 passing yards and three passing touchdowns in a season, joining Trace McSorley (2017, 4 games) and Christian Hackenberg (2013, 3 games)...Was the fifth quarterback in program history to have multiple games with four or more passing touchdowns...Finished fifth at Penn State in passing touchdowns (23), seventh in passing efficiency (148.54), eighth in passing yardage (2,654), ninth in completion percentage (59.2), tied for 10th in 200-yard passing games (6) and was 14th in completions (189)... Holds seventh for total yards in a season at PSU with 3,056 and is tied for eighth with 28 touchdowns responsible for...Finished with 402 rushing yards (4th most by a PSU quarterback) and five rushing touchdowns (T-11th).

Game: Records Set: Attempted 57 passes against Maryland (11/7/20), breaking the Penn State record held by Christian Hackenberg (55; at Indiana, 2013)...Threw for 287 yards in the first half at Maryland (9/27/19), breaking the PSU record held by Trace McSorley (258; Georgia State, 2017)...Connected with Daniel George for a 98-yard touchdown pass against Kent State (9/15/18) for the longest pass play and longest play from scrimmage in program history, breaking the previous longest pass record of 92 yards from Bill Hess to Bob Higgins in 1919 and longest play from scrimmage record, set four different times on 92-yard plays,

most recently a 92-yard run by Saquon Barkley vs. Washington in the 2017 Fiesta Bowl. **2020:** Threw for 340 yards against Maryland (11/7/20), tied for the 16th-most in a game at Penn State. **2019:** Threw for 398 yards at Maryland (9/27/19), the third-most in a game at Penn State, trailing only Christian Hackenberg (454; vs. UCF, 2014) and Zack Mills (399; vs. Iowa, 2002)...Gained 452 total yards vs. the Terrapins, the third-most in a game at Penn State, trailing only Trace McSorley (461; vs. Ohio State, 2018) and Hackenberg (456; vs. UCF, 2014)...Threw for 340 yards at Minnesota (11/9/19), tied for the 16th-most in a game at Penn State...It marked the 41st 300-yard passing game in PSU history...Tallied 379 total yards vs. the Golden Gophers, the 11th-most in a game at PSU.

» 2020

Awards: Named to the Davey O'Brien Award watch list...Tabbed for the Manning Award watch list...Selected for the Wuerffel Trophy watch list.

Season: Made three starts...Selected as a team captain...Became the 17th Penn State quarterback to move past the 3,000-yard passing mark for his career against Indiana (10/24).

Rankings: Leads the Big Ten averaging 336.3 total yards per game, good for ninth in the country...Sits third in the Big Ten and 14th in the nation averaging 23.0 completions per game...Ranks second in the Big Ten and 37th in the nation with nine passing touchdowns...Holds 21st in the country and fifth in the conference averaging 286.3 passing yards per contest...Ranks second in the Big Ten with 60 points responsible for and third with 20.0 points responsible for per game.

at Indiana (10/24): Completed 24-of-35 passes for 238 yards...Threw three touchdown passes, connecting with Pat Freiermuth (2 yards), Jahan Dotson (60 yards) and Parker Washington (9 yards)...Earned seventh career game with two or more touchdown passes and sixth game with three or more touchdown passes...Rushed for career-high 119 yards on 17 carries...Recorded first career 100-yard rushing game...Scored on a 35-yard run in the third quarter, his second career rushing touchdown over 30 yards. **Ohio State (10/31):** Threw for 281 yards and three touchdowns while completing 18-of-30 passes...Connected with Jahan Dotson for touchdown passes of 21, 14 and 20 yards...Six completions went for at least 20 yards...Earned seventh career game with at least three touchdown passes...Recorded eighth career 200-yard passing game and fourth game with at least 250 passing yards and three passing touchdowns...Threw two touchdown passes in the fourth quarter, his fifth career multi-touchdown quarter, and three touchdown passes in the second half, his seventh career multi-touchdown half. **Maryland (11/7):** Completed 27-of-57 passes for 340 yards...Set Penn State record with 57 pass attempts, topping Christian Hackenberg's 55 attempts (at Indiana, 2013)...Threw three touchdown passes...Connected with Parker Washington on 23- and 1-yard touchdowns...Found Jahan Dotson in the end zone for a 20-yard score...Had four completions of 20 or more yards...Earned his third career 300-yard passing game and eighth game with three or more touchdown passes...Threw two touchdown passes in the fourth quarter, his sixth career multi-touchdown quarter and eighth multi-touchdown half.

» 2020 GAME-BY-GAME

Passing (Comp-Att-Yds-TD-INT)

at Indiana 24-35-238-3-2; OHIO STATE 18-30-281-3-1; MARYLAND 27-57-340-3-2.

Rushing (Carries-Yards-TD)

at Indiana 17-119-1; OHIO STATE 18-5-0; MARYLAND 17-26-0.

» CLIFFORD'S CAREER PASSING STATISTICS & GAME HIGHS

	C-A	Yds.	%	TD-INT	YPG	LG
2018	5-7	195	71.4	2-0	48.8	95
2019	189-319	2,654	59.2	23-7	221.2	72
2020	69-122	859	56.6	9-5	286.3	60
CAREER	263-448	3,708	58.7	34-12	195.2	95

Pass Completions 27; Maryland, 11/7/20

Pass Attempts 57; Maryland, 11/7/20

Passing Yards 398; at Maryland, 9/27/19

Passing Touchdowns 4; Twice: Last at Michigan State, 10/26/19

Long Pass 95 yards; Kent State, 9/15/18

20-yard or Longer Completions In A Game 7; Idaho, 8/31/19

200-yard Passing Games 9; Last Maryland (340), 11/7/20

300-yard Passing Games 3; Last Maryland (340), 11/7/20

2 or more Passing Touchdowns 9; Last Maryland (3), 11/7/20

3 or more Passing Touchdowns 8; Last Maryland (3), 11/7/20

4 or more Passing Touchdowns 2; Last at Michigan State (4), 10/26/19

Multi-Passing Touchdown Quarters 6; Last Maryland (2, 4th), 11/7/20

Multi-Passing Touchdown Halves 8; Last Maryland (2, 2nd), 11/7/20

20-yard or Longer Completions 51; Last Maryland (4), 11/7/20

» CLIFFORD'S CAREER RUSHING STATISTICS & GAME HIGHS

	Att.-Yds.	Avg.	TD	LG	Rec.-Yds.	Avg.	TD	LG
2018	5-(-3)	-0.6	-	6	-	-	-	-
2019	116-402	3.5	5	58	-	-	-	-
2020	52-150	2.9	1	35	-	-	-	-
CAREER	173-549	3.2	6	58	-	-	-	-

Rushing Attempts 18; Ohio State, 10/31/20

Rushing Yards 119; at Indiana, 10/24/20

Rushing Touchdowns 2; Indiana, 11/16/19

Longest Rush 58 yards; Buffalo, 9/7/19

100-yard Rushing Games 1; at Indiana (119), 10/24/20

2 or more Rushing Touchdowns 1; Indiana, 11/16/19

Total Offense 452 yards; at Maryland, 9/27/19

300 yards Total Offense 6; Last Maryland (366), 11/7/20

400 yards Total Offense 1; at Maryland (452), 9/27/19

Passing and Rushing Touchdown Games 5; Last at Indiana, 10/24/20



JUDGE CULPEPPER 77
 Defensive Tackle | 6-4 | 295
 Redshirt Sophomore
 Tampa, Fla./H.B. Plant
 Major: History

» 2020

Season: Appeared in three games.

Maryland (11/7): Collected a career-high three tackles...Recorded a half-sack in the third quarter.

» 2020 GAME-BY-GAME

Tackles (Solo-Assisted-Total)

at Indiana 0-0-0; OHIO STATE 0-0-0; MARYLAND 2-1-3.

» CULPEPPER'S CAREER STATISTICS & GAME HIGHS

	UA-A	TK	FF	FR	I	PBU	SACK	TFL
2019	0-2	2	-	-	-	-	0.5-2	0.5-2
2020	2-1	3	-	-	-	-	0.5-4	0.5-4
CAREER	2-3	5	-	-	-	-	1.0-6	1.0-6

Tackles 3; Maryland, 11/7/20

Tackles for Loss 0.5; Twice: Last Maryland, 11/7/20

Sacks 0.5; Twice: Last Maryland, 11/7/20



LANCE DIXON 10
Linebacker | 6-2 | 225
Redshirt Freshman
West Bloomfield, Mich./West Bloomfield
Major: Division of Undergraduate Studies

» 2020

Season: Appeared in three games, making one start...One of eight players to make their first career start.

Rankings: Tied for ninth in the Big Ten averaging 0.3 forced fumbles per game.

Ohio State (10/31): Recorded a career-best five tackles, including four solo...Registered his first career forced fumble in the first quarter.

» 2020 GAME-BY-GAME

Tackles (Solo-Assisted-Total)
at Indiana 0-0-0; OHIO STATE 4-1-5; MARYLAND 0-0-0.

» DIXON'S CAREER STATISTICS & GAME HIGHS

	UA-A	TK	FF	FR	I	PBU	SACK	TFL
2019	0-2	2	-	-	-	-	-	-
2020	4-1	5	1	-	-	-	-	-
CAREER	4-3	7	1	-	-	-	-	-

Tackles5; Ohio State, 10/31/20
Forced Fumbles1; Ohio State, 10/31/20



JAHAN DOTSON 5
Wide Receiver | 5-11 | 190
Junior
Nazareth, Pa./Nazareth Area
Major: Telecommunications

» CAREER NOTES & RECORDS

Career: Became the 35th Nittany Lion to surpass 1,000 career receiving yards...Ranks 31st in program history with 1,052 career receiving yards.

Season: 2020: Tied Penn State record with five touchdown catches in first three games, matching Joe Jurevicius (1997)...Became first Penn State player with at least one touchdown reception in each of the first three games of a season since Allen Robinson in 2013 (vs. Syracuse, Eastern Michigan, UCF)...Had 238 receiving yards through first two games of season, most by a PSU receiver since Geno Lewis (271; 2014) and most by a PSU receiver in first two Big Ten games of a season since Allen Robinson (257; 2013).

Game: 2020: Had three touchdown receptions against Ohio State (10/31/20), becoming first Penn State player with three touchdown receptions in a game since Pat Freiermuth vs. Michigan State in 2019 and first PSU receiver to accomplish the feat since DaeSean Hamilton vs. Indiana in 2017.

» 2020

Season: Made three starts...Has made at least one catch in 23-straight games dating back to the Indiana game (10/20/18)...Has 18 career receptions of 20 or more yards (6 in 2020)...Has a touchdown catch in five-straight games dating back to the Rutgers game (11/30/19).

Rankings: Paces the Big Ten with five touchdown receptions, good for 23rd in the country...Ranks 11th in the country and second in the Big Ten averaging 120.3 receiving yards per game...Averaging 7.0 receptions per contest, ranking fourth in the Big Ten and 19th in the nation...Holds ninth in the Big Ten averaging 17.19 yards per reception...Sits fifth in the Big Ten averaging 124.0 all-purpose yards per game...**Through first three games:** Sits eighth nationally with 361 receiving yards...Tied fourth in the country with five receiving touchdowns...One of two Power Five receivers with at least 20 receptions, 350 yards and five receiving touchdowns. One of 22 FBS players since 2000 to earn those totals in their first three games of a season. First player in the Big Ten to accomplish that...Holds 10th nationally and third among Power Five receivers averaging 17.2 yards per reception.

at Indiana (10/24): Had four catches for 94 yards...Hauled in a 60-yard touchdown in the fourth quarter, his fifth career touchdown catch of 40 or more yards...Added a 21-yard catch in the first quarter. **Ohio State (10/31):** Set career highs with 144 yards and three touchdowns on eight catches...Recorded second career 100-yard receiving game...Hauled

in touchdown receptions of 14, 21 and 20 yards...Second touchdown reception was a one-handed grab along the sideline...Hauled in four catches of 20 or more yards. **Maryland (11/7):** Hauled in a career-high nine receptions for 123 yards and a touchdown...Earned second straight 100-yard receiving game and the third of his career...Caught a 20-yard touchdown pass in the third quarter...Became first Penn State player with at least one touchdown reception in each of the first three games of a season since Allen Robinson in 2013 (vs. Syracuse, Eastern Michigan, UCF)...Became 35th Nittany Lion to reach the 1,000 career receiving yard mark...Added an 11-yard punt return.

» 2020 GAME-BY-GAME

Rushing (Carries-Yards-TD)
at Indiana 0-0-0; OHIO STATE 0-0-0; MARYLAND 0-0-0.

Receiving (Receptions-Yards-TD)
at Indiana 4-94-1; OHIO STATE 8-144-3; MARYLAND 9-123-1.

» DOTSON'S CAREER STATISTICS & GAME HIGHS

	Att.-Yds.	Avg.	TD	LG	Rec.-Yds.	Avg.	TD	LG
2018	-	-	-	-	13-203	15.6	-	35
2019	2-0	0.0	-	4	27-488	18.1	5	72
2020	-	-	-	-	21-361	17.2	5	60
CAREER	2-0	0.0	-	4	61-1,052	17.2	10	72

Receptions9; Maryland, 11/7/20
Receiving Yards144; Ohio State, 10/31/20
Receiving Touchdowns3; Ohio State, 10/31/20
Long Reception72 yards; Purdue, 10/5/19
100-yard Receiving Games3; Last Maryland (123), 11/7/20
2 or more Receiving Touchdowns2; Ohio State (3), 10/31/20
3 or more Receiving Touchdowns3; Ohio State (3), 10/31/20
20-yard Receptions18; Last Maryland (1), 11/7/20

Rushing Attempts1; Purdue, 10/5/19
Rushing Yards4; Purdue, 10/5/19
Longest Rush4; Purdue, 10/5/19

» 2020 GAME-BY-GAME

Punt Returns (Returns-Yards-TD-YPR)
at Indiana 0-0-0-0.0; OHIO STATE 0-0-0-0.0; MARYLAND 1-11-0-11.0.

» DOTSON'S CAREER PUNT RETURN STATISTICS & GAME HIGHS

	No.	Yds.	Avg.	TD	LG
2018	1	-2	-2.0	-	-2
2019	2	39	19.5	-	30
2020	1	11	11.0	-	11
CAREER	4	48	12.0	-	30

Punt Returns1; Four Times: Last Maryland, 11/7/20
Punt Return Yards30; at Maryland, 9/27/19
Long Punt Return30 yards; at Maryland, 9/27/19

All-Purpose Yards144; Ohio State, 10/31/20



BRYCE EFFNER 72
Offensive Line | 6-5 | 301
Redshirt Sophomore
Aurora, Ill./Metea Valley
Major: Psychology

» 2020

Season: Appeared in two games.



KEATON ELLIS 2
Cornerback | 5-11 | 186
Sophomore
State College, Pa./State College Area
Major: Division of Undergraduate Studies

» CAREER NOTES & RECORDS

Season: 2019: Tied for ninth at Penn State with three forced fumbles.

» 2020

Season: Appeared in one game.

» 2020 GAME-BY-GAME

Tackles (Solo-Assisted-Total)
at Indiana 0-0-0; OHIO STATE DNP; MARYLAND DNP.

» ELLIS' CAREER STATISTICS & GAME HIGHS

	UA-A	TK	FF	FR	I	PBU	SACK	TFL
2019	9-9	18	3	1	-	2	-	-
2020	-	-	-	-	-	-	-	-
CAREER	9-9	18	3	1	-	2	-	-

Tackles3; Three Times: Last vs. Memphis, 12/28/19
Forced Fumbles1; Three Times: Last at Minnesota, 11/9/19
Fumble Recoveries1; at Maryland, 9/27/19
Pass Breakups1; Twice: Last Buffalo, 9/7/19
NOTE: Returned a blocked field goal at Michigan State (8 yards) in 2019.



DEVYN FORD 28
Running Back | 5-11 | 205
Sophomore
Stafford, Va./North Stafford
Major: Division of Undergraduate Studies

» 2020

Season: Appeared in three games...One of nine players to make their first career start.

at Indiana (10/24): Ran for 69 yards on a career-high 20 carries...Scored on a 14-yard run in the fourth quarter...Matched a career high with three receptions for 11 yards...Added a 28-yard kick return. **Ohio State (10/31):** Gained 36 yards on eight carries. **Maryland (11/7):** Rushed for 36 yards on nine carries...Added a 25-yard kick return.

» 2020 GAME-BY-GAME

Rushing (Carries-Yards-TD)
at Indiana 20-69-1; OHIO STATE 8-36-0; MARYLAND 9-36-0.

Receiving (Receptions-Yards-TD)
at Indiana 3-11-0; OHIO STATE 1-0-0; MARYLAND 0-0-0.

» FORD'S CAREER STATISTICS & GAME HIGHS

	Att.-Yds.	Avg.	TD	LG	Rec.-Yds.	Avg.	TD	LG
2019	52-294	5.7	3	81	5-30	6.0	-	15
2020	37-141	3.8	1	15	4-11	2.8	-	8
CAREER	89-435	4.9	4	81	9-41	4.6	-	15

Rushing Attempts20; at Indiana, 10/24/20
Rushing Yards107; Idaho, 8/31/19
Rushing Touchdowns1; Four Times: Last at Indiana, 10/24/20
Longest Rush81 yards; Idaho, 8/31/19
100-yard Rushing Games1; Idaho, 8/31/19

Receptions3; Twice: Last at Indiana, 10/24/20
Receiving Yards15; at Maryland, 9/27/19
Longest Reception15; at Maryland, 9/27/19

» 2020 GAME-BY-GAME

Kick Returns (Returns-Yards-TD-YPR)
at Indiana 1-28-0-28.0; OHIO STATE 0-0-0-0.0; MARYLAND 1-25-0-25.0.

» FORD'S CAREER KICK RETURN STATISTICS & GAME HIGHS

	No.	Yds.	Avg.	TD	LG
2019	-	-	-	-	-
2020	2	53	26.5	-	28
CAREER	2	53	26.5	-	28

Kick Returns1; Twice: Last Maryland, 11/7/20
Kick Return Yards28; at Indiana, 10/24/20
Long Kick Return28 yards; at Indiana, 10/24/20

All-Purpose Yards98 yards; at Indiana, 10/24/20

32 2020 PENN STATE FOOTBALL



LEVI FORREST 93
 Punter | 6-5 | 184
 Freshman
 Richlands, Va./Richlands
 Major: Division of Undergraduate Studies

» 2020

Season: Appeared in two games on special teams... One of 10 players to make their Nittany Lion debut... One of eight true freshmen to play this season.

Ohio State (10/31): Attempted an onside kick in the fourth quarter.
Maryland (11/7): Tried an onside kick in the fourth quarter.



PAT FREIERMUTH 87
 Tight End/H-Back | 6-5 | 258
 Junior
 Merrimac, Mass./Brooks School
 Major: Labor and Human Resources

» CAREER NOTES & RECORDS

Career: Holds the record for PSU career touchdown receptions by a tight end with 16, passing Mike Gesicki (15; 2014-17)... Tied for eighth all-time at Penn State with 16 career touchdown receptions with O.J. McDuffie (1988-92)... Current FBS career active leader in touchdown receptions by a tight end... Became the 34th Nittany Lion and seventh Penn State tight end to accumulate 1,000 career receiving yards... Has 1,072 career receiving yards to rank 29th in program history.

Season: 2019: Tied for 14th in a season at PSU and third among tight ends in touchdown receptions with seven. **2018:** Ranked second among PSU tight ends and tied for No. 10 overall in season receiving touchdowns with eight... Set the mark for most receiving touchdowns by a freshman tight end.

Game: 2019: Became the ninth player (11 occasions), and first tight end, to catch at least three touchdown passes in a single game (Michigan State, 10/26), joining Bobby Engram (twice), Allen Robinson (twice), Freddie Scott, Deon Butler, Tony Johnson, Graham Zug and DaeSean Hamilton. **2018:** Was one of three freshmen (four occasions) in program history to have two touchdown receptions in a game (vs. Rutgers, 2018), joining Kyle Brady (vs. Cincinnati, 1991) and Deon Butler (vs. Central Michigan & Wisconsin, 2005).

» 2020

Awards: Named AP Preseason All-America first team... Tabbed Athlon Sports Preseason All-America first team... Selected Walter Camp Preseason All-America second-team... Garnered USA Today Preseason All-America second team honors... Named to the John Mackey Award watch list... Selected to the Biletnikoff Award watch list.

Season: Made three starts... Selected as a team captain... Has caught at least one pass in 28-straight games dating back to the Pitt game (9/8/18). Tied as the longest streak among FBS tight ends with Wisconsin's Jake Ferguson (28)... Has 18 career receptions of 20 or more yards.

Rankings: Ranks 10th in the Big Ten averaging 5.3 receptions per game.

at Indiana (10/24): Made a team-high seven catches for 60 yards... Caught a 2-yard touchdown on the opening drive of the game... Made his 16th career touchdown reception to break a tie for the Penn State record by a tight end, passing Mike Gesicki (2014-17)... Named the Coaching Staff's Offensive Player of the Week. **Ohio State (10/31):** Caught three passes for 46 yards. **Maryland (11/7):** Made six grabs for 91 yards... Had a 24-yard reception... Became the 34th Nittany Lion and seventh Penn State tight end to accumulate 1,000 career receiving yards

» 2020 GAME-BY-GAME

Receiving (Receptions-Yards-TD)

at Indiana 7-60-1; OHIO STATE 3-46-0; MARYLAND 6-91-0.

» FREIERMUTH'S CAREER STATISTICS & GAME HIGHS

	Att.-Yds.	Avg.	TD	LG	Rec.-Yds.	Avg.	TD	LG
2018	-	-	-	-	26-368	14.2	8	27
2019	-	-	-	-	43-507	11.8	7	28
2020	-	-	-	-	16-197	12.3	1	24
CAREER	-	-	-	-	85-1,072	12.6	16	28

Receptions 8; Buffalo, 9/7/19
Receiving Yards 101; at Minnesota, 11/9/19
Receiving Touchdowns 3; at Michigan State, 10/26/19
Long Reception 28 yards; Buffalo, 9/7/19
Multi-Touchdown Reception Games 3; Last at Michigan State (3), 10/26/19
3 or more Receiving Touchdowns 1; Last at Michigan State (3), 10/26/19
20-yard Receptions 18; Last Maryland (1), 11/7/20
100-yard Receiving Games 1; at Minnesota (101), 11/9/19



WILL FRIES 71
 Offensive Line | 6-6 | 306
 Redshirt Senior
 Cranford, N.J./Cranford
 Major: Telecommunications (2nd degree)

» 2020

Season: Made three starts on the offensive line... One of five players to earn their degree before the 2020 season... Graduated with a degree in economics in December 2019.

at Indiana (10/24): Helped the Nittany Lion offense to gain 488 yards, including 250 on the ground... Led the way for Penn State to convert 27 first downs... Protected Sean Clifford as he threw for 238 yards and three touchdowns while rushing for a career-high 119 yards and a score... Paved the way for a 14-yard touchdown rush by Devyn Ford. **Ohio State (10/31):** Led the way for the Nittany Lions to gain 325 yards... Allowed Sean Clifford to throw for 281 yards and three touchdowns. **Maryland (11/7):** Aided the Penn State offense to gain 434 yards... Helped Sean Clifford as he threw for 340 yards and three touchdowns.



DANIEL GEORGE 11
 Wide Receiver | 6-2 | 210
 Redshirt Sophomore
 Fort Washington, Md./Oxon Hill
 Major: Journalism

» CAREER NOTES & RECORDS

Game: Hauled in a 98-yard touchdown pass from Sean Clifford against Kent State (9/15/18) for the longest pass play and longest play from scrimmage in program history... Broke the previous longest pass record of 92 yards yards from Bill Hess to Bob Higgins in 1919... Broke the longest play from scrimmage record, set four different times on 92-yard plays, most recently a 92-yard run by Saquon Barkley vs. Washington in the 2017 Fiesta Bowl... Tied for the longest reception in the FBS in 2018.

» 2020

Season: Appeared in three games.

at Indiana (10/24): Caught a career-best three passes for 29 yards. **Maryland (11/7):** Made two grabs for 34 yards... Hauled in a 21-yard catch.

» 2020 GAME-BY-GAME

Receiving (Receptions-Yards-TD)

at Indiana 3-29-0; OHIO STATE 0-0-0; MARYLAND 2-34-0.

» GEORGE'S CAREER STATISTICS & GAME HIGHS

	Att.-Yds.	Avg.	TD	LG	Rec.-Yds.	Avg.	TD	LG
2018	-	-	-	-	2-112	56.0	1	95
2019	-	-	-	-	9-100	11.1	-	22
2020	-	-	-	-	5-63	12.6	-	21
CAREER	-	-	-	-	16-275	17.2	1	95

Receptions 3; at Indiana, 10/24/20
Receiving Yards 95; Kent State, 9/15/18
Receiving Touchdowns 1; Kent State, 9/15/18
Long Reception 95 yards; Kent State, 9/15/18
20-yard Receptions 4; Last Maryland (1), 11/7/20



TRENT GORDON 19
 Safety | 5-11 | 199
 Redshirt Sophomore
 Spring, Texas/Manvel
 Major: Health Policy/Administration

» 2020

Season: Appeared in three games.

» 2020 GAME-BY-GAME


Tackles (Solo-Assisted-Total)

at Indiana 0-0-0; OHIO STATE 0-0-0; MARYLAND 0-0-0.

» GORDON'S CAREER STATISTICS & GAME HIGHS

	UA-A	TK	FF	FR	I	PBU	SACK	TFL
2018	0-1	1	-	-	-	-	-	-
2019	13-7	20	-	-	-	5	-	1.0-1
2020	-	-	-	-	-	-	-	-
CAREER	13-8	21	-	-	-	5	-	1.0-1

Tackles 5; vs. Memphis, 12/28/19
Tackles for Loss 1.0; at Iowa, 10/12/19
Pass Breakups 3; Rutgers, 11/30/19



FRED HANSARD 53
 Defensive Tackle | 6-3 | 324
 Redshirt Junior
 Burlington, N.J./The Hun School
 Major: Journalism

» 2020

Season: Appeared in three games.

Ohio State (10/31): Assisted on one tackle. **Maryland (11/7):** Notched two tackles.

» 2020 GAME-BY-GAME

Tackles (Solo-Assisted-Total)

at Indiana 0-0-0; OHIO STATE 0-1-1; MARYLAND 0-2-2.

» HANSARD'S CAREER STATISTICS & GAME HIGHS

	UA-A	TK	FF	FR	I	PBU	SACK	TFL
2018	1-1	2	-	-	-	-	-	0.5-1
2019	5-10	15	-	-	-	-	1.0-8	4.5-13
2020	0-3	3	-	-	-	-	-	-
CAREER	6-14	20	-	-	-	-	1.0-8	5.0-14

Tackles 3; Twice: Last vs. Memphis, 12/28/19
Tackles for Loss 1.5; Buffalo, 9/7/19
Sacks 1.0; Purdue, 10/5/19



DAEQUAN HARDY 25
 Cornerback | 5-9 | 180
 Redshirt Freshman
 Pittsburgh, Pa./Penn Hills
 Major: Division of Undergraduate Studies

» 2020

Season: Appeared in three games.

at Indiana (10/24): Recorded one tackle. **Maryland (11/7):** Assisted on one tackle.

» 2020 GAME-BY-GAME


Tackles (Solo-Assisted-Total)

at Indiana 1-0-1; OHIO STATE 0-0-0; MARYLAND 0-1-1.

» HARDY'S CAREER STATISTICS & GAME HIGHS

	UA-A	TK	FF	FR	I	PBU	SACK	TFL
2019	-	-	-	-	-	-	-	-
2020	1-1	2	-	-	-	-	-	-
CAREER	1-1	2	-	-	-	-	-	-

Tackles 1; Twice: Last Maryland, 11/7/20



DREW HARTLAUB 37
 Safety | 5-11 | 177
 Redshirt Junior
 Hanover, Pa./South Western
 Major: Telecommunications

» 2020
Season: Appeared in three games on special teams.

» 2020 GAME-BY-GAME
Tackles (Solo-Assisted-Total)
 at Indiana 0-0-0; OHIO STATE 0-0-0; MARYLAND 0-0-0.

» HARTLAUB'S CAREER STATISTICS & GAME HIGHS

	UA-A	TK	FF	FR	I	PBU	SACK	TFL
2018	1-2	3	-	-	-	-	-	-
2019	1-3	4	-	1	-	-	-	-
2020	-	-	-	-	-	-	-	-
CAREER	2-5	7	-	1	-	-	-	-

Tackles 2; at Michigan State, 10/26/19
Fumble Recoveries 1; Purdue, 10/5/19



CAZIAH HOLMES 26
 Running Back | 5-11 | 209
 Freshman
 Titusville, Fla./Cocoa
 Major: Division of Undergraduate Studies

» 2020
Season: Appeared in three games...One of 10 players to make their Nittany Lion debut...One of eight true freshmen to play this season.

at Indiana (10/24): Rushed for 16 yards on five carries. Maryland (11/7): Gained 29 yards on nine carries.

» 2020 GAME-BY-GAME
Rushing (Carries-Yards-TD)
 at Indiana 5-16-0; OHIO STATE 0-0-0; MARYLAND 9-29-0.

Receiving (Receptions-Yards-TD)
 at Indiana 0-0-0; OHIO STATE 0-0-0; MARYLAND 0-0-0.

» HOLMES' CAREER STATISTICS & GAME HIGHS

	Att.-Yds.	Avg.	TD	LG	Rec.-Yds.	Avg.	TD	LG
2020	14-45	3.2	-	10	-	-	-	-
CAREER	14-45	3.2	-	10	-	-	-	-

Rushing Attempts 9; Maryland, 11/7/20
Rushing Yards 29; Maryland, 11/7/20
Longest Rush 10 yards; Maryland, 11/7/20



DES HOLMES 75
 Offensive Line | 6-5 | 312
 Redshirt Junior
 Norristown, Pa./Cardinal O'Hara
 Major: Journalism

» 2020
Season: Appeared in three games.

at Indiana (10/24): Helped the Nittany Lion offense to gain 488 yards, including 250 on the ground...Led the way for Penn State to convert 27 first downs...Protected Sean Clifford as he threw for 238 yards and three touchdowns while rushing for a career-high 119 yards and a score...Paved the way for a 14-yard touchdown rush by Devyn Ford. Ohio State (10/31): Led the way for the Nittany Lions to gain 325 yards...Allowed Sean Clifford to throw for 281 yards and three touchdowns. Maryland (11/7): Aided the Penn State offense to gain 434 yards...Helped Sean Clifford as he threw for 340 yards and three touchdowns.

NOTE: Has one career reception for -5 yards (at Minnesota, 2019).



ADISA ISAAC 20
 Defensive End | 6-4 | 251
 Sophomore
 Brooklyn, N.Y./Canarsie
 Major: Division of Undergraduate Studies

» 2020
Season: Appeared in three games.

Ohio State (10/31): Notched two tackles. Maryland (11/7): Made two stops.

» 2020 GAME-BY-GAME
Tackles (Solo-Assisted-Total)
 at Indiana 0-0-0; OHIO STATE 0-2-2; MARYLAND 1-1-2.

» ISAAC'S CAREER STATISTICS & GAME HIGHS

	UA-A	TK	FF	FR	I	PBU	SACK	TFL
2019	4-10	14	1	-	-	-	1.5-8	3.0-13
2020	1-3	4	-	-	-	-	-	-
CAREER	5-13	18	1	-	-	-	1.5-8	3.0-13

Tackles 4; at Maryland, 9/27/19
Tackles For Loss 2.5; at Maryland, 9/27/19
Sacks 1.5; at Maryland, 9/27/19
Forced Fumbles 1; at Maryland, 9/27/19



CURTIS JACOBS 23
 Linebacker | 6-1 | 226
 Freshman
 Glen Burnie, Md./McDonogh School
 Major: Division of Undergraduate Studies

» 2020
Season: Appeared in three games...One of 10 players to make their Nittany Lion debut...One of eight true freshmen to play this season.

Maryland (11/7): Assisted on a tackle for loss...Added a pass breakup.

» 2020 GAME-BY-GAME
Tackles (Solo-Assisted-Total)
 at Indiana 0-0-0; OHIO STATE 0-0-0; MARYLAND 0-1-1.

» JACOBS' CAREER STATISTICS & GAME HIGHS

	UA-A	TK	FF	FR	I	PBU	SACK	TFL
2020	0-1	1	-	-	-	1	-	0.5-1
CAREER	0-1	1	-	-	-	1	-	0.5-1

Tackles 1; Maryland, 11/7/20
Tackles For Loss 0.5; Maryland, 11/7/20
Pass Breakups 1; Maryland, 11/7/20



THEO JOHNSON 84
 Tight End/H-Back | 6-6 | 251
 Freshman
 Windsor, Ont./Holy Names Catholic
 Major: Division of Undergraduate Studies

» 2020
Season: Appeared in two games...One of 10 players to make their Nittany Lion debut...One of eight true freshmen to play this season.

» 2020 GAME-BY-GAME
Receiving (Receptions-Yards-TD)
 at Indiana 0-0-0; OHIO STATE DNP; MARYLAND 0-0-0.

» JOHNSON'S CAREER STATISTICS & GAME HIGHS

	Att.-Yds.	Avg.	TD	LG	Rec.-Yds.	Avg.	TD	LG
2020	-	-	-	-	-	-	-	-
CAREER	-	-	-	-	-	-	-	-

Receptions N/A
Receiving Yards N/A
Receiving Touchdowns N/A
Longest Reception N/A



TJ JONES 10
 Wide Receiver | 6-1 | 202
 Redshirt Freshman
 Lake City, Fla./Columbia
 Major: Division of Undergraduate Studies

» 2020
Season: Appeared in one game.

» 2020 GAME-BY-GAME
Receiving (Receptions-Yards-TD)
 at Indiana DNP; OHIO STATE DNP; MARYLAND 0-0-0.

» JONES' CAREER STATISTICS & GAME HIGHS

	Att.-Yds.	Avg.	TD	LG	Rec.-Yds.	Avg.	TD	LG
2019	-	-	-	-	-	-	-	-
2020	-	-	-	-	-	-	-	-
CAREER	-	-	-	-	-	-	-	-

Receptions N/A
Receiving Yards N/A
Receiving Touchdowns N/A
Long Reception N/A



CHARLIE KATSHIR 45
 Linebacker | 6-3 | 231
 Redshirt Sophomore
 Camp Hill, Pa./Cumberland Valley
 Major: Hospitality Management

» 2020
Season: Appeared in two games.

Ohio State (10/31): Matched a career high with three tackles, including two solo. Maryland (11/7): Registered two tackles.

» 2020 GAME-BY-GAME
Tackles (Solo-Assisted-Total)
 at Indiana DNP; OHIO STATE 2-1-3; MARYLAND 1-1-2.

» KATSHIR'S CAREER STATISTICS & GAME HIGHS

	UA-A	TK	FF	FR	I	PBU	SACK	TFL
2019	3-2	5	1	-	-	-	-	-
2020	3-2	5	-	-	-	-	-	-
CAREER	6-4	10	1	-	-	-	-	-

Tackles 3; Twice: Last Ohio State, 10/31/20
Forced Fumbles 1; Purdue, 10/5/19



ZACK KUNTZ 82
 Tight End/H-Back | 6-7 | 258
 Redshirt Sophomore
 Camp Hill, Pa./Camp Hill
 Major: Marketing

» 2020
Season: Appeared in three games.

» 2020 GAME-BY-GAME
Receiving (Receptions-Yards-TD)
 at Indiana 0-0-0; OHIO STATE 0-0-0; MARYLAND 0-0-0.

» KUNTZ'S CAREER OFFENSIVE STATISTICS & GAME HIGHS

	Att.-Yds.	Avg.	TD	LG	Rec.-Yds.	Avg.	TD	LG
2018	-	-	-	-	1-8	8.0	-	8
2019	-	-	-	-	2-18	9.0	-	10
2020	-	-	-	-	-	-	-	-
CAREER	-	-	-	-	3-26	8.7	-	10

Receptions 1; Three Times: Last at Maryland, 9/27/19
Receiving Yards 10; at Maryland, 9/27/19
Longest Reception 10 yards; at Maryland, 9/27/19

34 2020 PENN STATE FOOTBALL



KEANDRE LAMBERT-SMITH 13

Wide Receiver | 6-1 | 185
Freshman
Norfolk, Va./Maury
Major: Division of Undergraduate Studies

» 2020

Season: Appeared in three games...One of nine players to make their first career start...One of 10 players to make their Nittany Lion debut...One of eight true freshmen to play this season.

at Indiana (10/24): Hauled in two catches for 25 yards. **Ohio State (10/31):** Made two grabs for 18 yards.

» 2020 GAME-BY-GAME

Receiving (Receptions-Yards-TD)

at Indiana 2-25-0; OHIO STATE 2-18-0; MARYLAND 0-0-0.

» LAMBERT-SMITH'S CAREER STATISTICS & GAME HIGHS

	Att.-Yds.	Avg.	TD	LG	Rec.-Yds.	Avg.	TD	LG
2020	-	-	-	-	4-43	10.8	-	13
CAREER	-	-	-	-	4-43	10.8	-	13

Receptions.....2; Twice: Last Ohio State, 10/31/20
Receiving Yards.....25; at Indiana, 10/24/20
Longest Reception.....13 yards; at Indiana, 10/24/20



KEYVONE LEE 24

Running Back | 6-0 | 230
Freshman
St. Petersburg, Fla./American Collegiate Academy
Major: Division of Undergraduate Studies

» 2020

Season: Appeared in three games...One of 10 players to make their Nittany Lion debut...One of eight true freshmen to play this season.

at Indiana (10/24): Gained 35 yards on six carries...Added two catches for six yards. **Maryland (11/7):** Had a 3-yard run.

» 2020 GAME-BY-GAME

Rushing (Carries-Yards-TD)

at Indiana 6-35-0; OHIO STATE 0-0-0; MARYLAND 1-3-0.

Receiving (Receptions-Yards-TD)

at Indiana 2-6-0; OHIO STATE 0-0-0; MARYLAND 0-0-0.

» LEE'S CAREER STATISTICS & GAME HIGHS

	Att.-Yds.	Avg.	TD	LG	Rec.-Yds.	Avg.	TD	LG
2020	7-38	5.4	-	13	2-6	3.0	-	5
CAREER	7-38	5.4	-	13	2-6	3.0	-	5

Rushing Attempts.....6; at Indiana, 10/24/20
Rushing Yards.....35; at Indiana, 10/24/20
Longest Rush.....13 yards; at Indiana, 10/24/20
Receptions.....2; at Indiana, 10/24/20
Receiving Yards.....6; at Indiana, 10/24/20
Longest Reception.....5 yards; at Indiana, 10/24/20



WILL LEWIS 7

Quarterback | 6-3 | 222
Redshirt Sophomore
Madison, Conn./Xavier
Major: Finance

» CAREER NOTES & RECORDS

Games: Rushed for 108 yards against Rutgers (11/30/19), the 10th-most in program history by a quarterback.

» 2020

Season: Appeared in two games.

Ohio State (10/31): Had a 3-yard rush.

» 2020 GAME-BY-GAME

Passing (Comp-Att-Yds-TD-INT)

at Indiana 0-0-0-0-0; OHIO STATE 0-0-0-0-0; MARYLAND DNP.

Rushing (Carries-Yards-TD)

at Indiana 1-(-2)-0; OHIO STATE 1-3-0; MARYLAND DNP.

» LEWIS' CAREER PASSING STATISTICS & GAME HIGHS

	C-A	Yds.	%	TD-INT	YPG	LG
2019	28-47	223	59.6	2-2	31.9	44
2020	-	-	-	-	-	-
CAREER	28-47	223	59.6	2-2	31.9	44

Pass Completions.....11; Idaho, 8/31/19
Pass Attempts.....14; Twice: Last Rutgers, 11/30/19
Passing Yards.....81; Rutgers, 11/30/19
Passing Touchdowns.....1; Twice: Last Rutgers, 11/30/19
Long Pass.....44; Rutgers, 11/30/19
20-yard or Longer Completions.....2; Last Rutgers (1), 11/30/19

» LEWIS' CAREER RUSHING STATISTICS & GAME HIGHS

	Att.-Yds.	Avg.	TD	LG	Rec.-Yds.	Avg.	TD	LG
2019	51-213	4.2	3	49	-	-	-	-
2020	2-1	0.5	-	3	-	-	-	-
CAREER	53-214	4.0	3	49	-	-	-	-

Rushing Attempts.....18; at Ohio State, 11/23/19
Rushing Yards.....108; Rutgers, 11/30/19
Rushing Touchdowns.....2; at Maryland, 9/27/19
Longest Rush.....12; Idaho, 8/31/19
2 or more Rushing Touchdowns.....1; at Maryland (2), 9/27/19
100-yard Rushing Games.....1; Rutgers (108), 11/30/19



JESSE LUKETA 40

Linebacker | 6-3 | 242
Junior
Ottawa, Ont./Mercyhurst Prep (Pa.)
Major: Criminology

» 2020

Season: Appeared in three games, making one start...Selected as a team captain.

at Indiana (10/24): Registered three tackles, including two solo. **Ohio State (10/31):** Tallied a career-high eight tackles with all coming in the second half. **Maryland (11/7):** Posted four tackles, including two solo.

» 2020 GAME-BY-GAME

Tackles (Solo-Assisted-Total)

at Indiana 2-1-3; OHIO STATE 4-4-8; MARYLAND 2-2-4.

» LUKETA'S CAREER STATISTICS & GAME HIGHS

	UA-A	TK	FF	FR	I	PBU	SACK	TFL
2018	5-2	7	-	-	-	-	-	-
2019	15-9	24	-	-	-	4	-	0.5-1
2020	8-7	15	-	-	-	-	-	-
CAREER	28-18	46	-	-	-	4	-	0.5-1

Tackles.....8; Ohio State, 10/31/20
Tackles for Loss.....0.5; Pittsburgh, 9/14/19
Pass Breakups.....1; Four Times: Last Michigan, 10/19/19



ISAAC LUTZ 85

Wide Receiver | 5-11 | 197
Redshirt Senior
Reading, Pa./Berks Catholic
Major: Real Estate Analysis & Development (Master's)

» 2020

Season: Appeared in three games...One of five players to earn their degree before the 2020 season...Graduated with a degree in accounting in December 2019.

» 2020 GAME-BY-GAME

Receiving (Receptions-Yards-TD)

at Indiana 0-0-0; OHIO STATE 0-0-0; MARYLAND 0-0-0.

» LUTZ'S CAREER OFFENSIVE STATISTICS & GAME HIGHS

	Att.-Yds.	Avg.	TD	LG	Rec.-Yds.	Avg.	TD	LG
2017	-	-	-	-	-	-	-	-
2018	-	-	-	-	-	-	-	-
2019	-	-	-	-	1-15	15.0	-	15
2020	-	-	-	-	-	-	-	-
CAREER	-	-	-	-	1-15	15.0	-	15

Receptions.....1; at Maryland, 9/27/19
Receiving Yards.....15; at Maryland, 9/27/19
Long Reception.....15 yards; at Maryland, 9/27/19
NOTE: Has seven career tackles (2 vs. Kent State, 2018; 1 vs. Purdue, 2019; 1 vs. Iowa, 2019; 2 at Michigan State, 2019; 1 at Minnesota, 2019).



MICHAL MENET 62

Offensive Line | 6-4 | 306
Redshirt Senior
Birdsboro, Pa./Exeter Township Senior
Major: Psychology

» 2020

Season: Made three starts at center...Selected as a team captain.

at Indiana (10/24): Helped the Nittany Lion offense to gain 488 yards, including 250 on the ground...Led the way for Penn State to convert 27 first downs...Protected Sean Clifford as he threw for 238 yards and three touchdowns while rushing for a career-high 119 yards and a score...Paved the way for a 14-yard touchdown rush by Devyn Ford. **Ohio State (10/31):** Led the way for the Nittany Lions to gain 325 yards...Allowed Sean Clifford to throw for 281 yards and three touchdowns. **Maryland (11/7):** Aided the Penn State offense to gain 434 yards...Helped Sean Clifford as he threw for 340 yards and three touchdowns.




MIKE MIRANDA 73

Offensive Line | 6-3 | 301
Redshirt Junior
Stow, Ohio/Stow-Munroe Falls
Major: Telecommunications

» 2020

Season: Made three starts at left guard.

at Indiana (10/24): Helped the Nittany Lion offense to gain 488 yards, including 250 on the ground...Led the way for Penn State to convert 27 first downs...Protected Sean Clifford as he threw for 238 yards and three touchdowns while rushing for a career-high 119 yards and a score...Paved the way for a 14-yard touchdown rush by Devyn Ford. **Ohio State (10/31):** Led the way for the Nittany Lions to gain 325 yards...Allowed Sean Clifford to throw for 281 yards and three touchdowns. **Maryland (11/7):** Aided the Penn State offense to gain 434 yards...Helped Sean Clifford as he threw for 340 yards and three touchdowns.



PJ MUSTIPHER 97

Defensive Tackle | 6-4 | 300
Junior
Owings Mills, Md./McDonogh School
Major: Journalism

» 2020

Season: Made three starts.

at Indiana (10/24): Recorded two tackles. **Ohio State (10/31):** Registered a career-high eight tackles. **Maryland (11/7):** Notched four tackles, including two solo...Broke up a pass...Added a QB hurry.

» 2020 GAME-BY-GAME

Tackles (Solo-Assisted-Total)

at Indiana 1-1-2; OHIO STATE 2-6-8; MARYLAND 2-2-4.

» MUSTIPHER'S CAREER STATISTICS & GAME HIGHS

	UA-A	TK	FF	FR	I	PBU	SACK	TFL
2018	7-7	14	1	-	-	-	-	1.0-3
2019	14-23	37	1	-	-	-	1.0-9	4.5-25
2020	5-9	14	-	-	-	1	-	-
CAREER	26-39	65	2	-	-	1	1.0-9	5.5-28

Tackles 8; Ohio State, 10/31/20
Tackles for Loss 2.0; Four Times: Last at Iowa, 10/12/19
Sacks 1.0; vs. Memphis, 12/28/19
Forced Fumbles 1; Twice: Last at Iowa, 10/12/19
Pass Breakups 1; Maryland, 11/7/20

JAYSON OWEH 28

Defensive End | 6-5 | 252
 Redshirt Sophomore
 Howell, N.J./Blair Academy
 Major: Communication Arts & Sciences

» 2020
Awards: Named to the Pro Football Focus National Team of the Week following the Indiana (10/24) game.

Season: Made three starts...Became the first Penn State defensive lineman with 10 or more tackles in a game since Yetur Gross-Matos against Indiana in 2018 (10 tackles).

at Indiana (10/24): Collected two solo tackles...Named the Coaching Staff's Defensive Player of the Week. **Ohio State (10/31):** Notched a career-high six tackles...Recorded a half-tackle for loss. **Maryland (11/7):** Registered a career-high 10 tackles, including five solo...Matched a career high with two tackles for loss...Became the first Penn State defensive lineman with 10 or more tackles in a game since Yetur Gross-Matos against Indiana in 2018 (10 tackles).

» 2020 GAME-BY-GAME

Tackles (Solo-Assisted-Total)
 at Indiana 2-0-2; OHIO STATE 2-4-6; MARYLAND 5-5-10.

» OWEH'S CAREER STATISTICS & GAME HIGHS

	UA-A	TK	FF	FR	I	PBU	SACK	TFL
2018	4-0	4	-	-	-	-	2.0-11	2.0-11
2019	13-8	21	2	-	-	1	5.0-40	5.0-40
2020	9-9	18	-	-	-	-	-	2.5-3
CAREER	26-17	43	2	-	-	1	7.0-51	9.5-54

Tackles 10; Maryland, 11/7/20
Sacks 2.0; Twice, Last: at Michigan State, 10/26/19
Tackles for Loss 2.0; Three Times, Last: Maryland, 11/7/20
Forced Fumbles 2; at Michigan State, 10/26/19
Pass Breakups 1; at Maryland, 9/27/19
Games with 2 or More Sacks 3; Last at Michigan State (2.0), 10/26/19
Games with 2 or More Tackles for Loss 4; Last Maryland (2.0), 11/7/20
10+ Tackle Games 1; Last Maryland (10), 11/7/20

JAKE PINEGAR 92

Kicker | 6-2 | 192
 Junior
 Ankeny, Iowa/Ankeny Centennial
 Major: Health Policy & Administration

» CAREER NOTES & RECORDS

Career: Ranked No. 6 on the career extra points made list with 116...Tied No. 8 in extra point percentage (.967)...Ranks No. 14 on the career field goals made list with 28...Holds No. 14 on the all-time scoring list with 200 points...Became the 14th Nittany Lion to reach 200 career points.

Season: 2019: Holds sixth at PSU in extra points made with 56. **2018:** Became the first Nittany Lion freshman and 13th player overall (15th occasion) to score 100 points in a season...Broke the Penn State freshman scoring record with 101 points, topping the previous mark of 99 by Kevin Kelly in 2005...Sits No. 6 in extra points made in a season with 53...Ranks No. 14 in a season with 101 points.

Game: Tied the Penn State record for extra points and extra point attempts in a game with 10 against Idaho (8/31/19)...Equaled the mark set by Charles Atherton vs. Gettysburg (1894) and Travis Forney vs. Akron (1999).

Bowl: Converted a 45-yard field goal in the Cotton Bowl vs. Memphis (12/28/19), tied for the third-longest field goal in program bowl history, matching Sam Ficken in the 2014 Pinstripe Bowl and Nick Gancitano in the 1983 Sugar Bowl.

» 2020

Awards: Named to the Lou Groza Award Watch List.

Season: Appeared in three games.

at Indiana (10/24): Converted all five extra point attempts. **Ohio State (10/31):** Hit a 31-yard field goal in the first quarter...Converted his only extra point attempt. **Maryland (11/7):** Converted his only extra point attempt.

» PINEGAR'S CAREER SCORING STATISTICS & GAME HIGHS

	FGM-A	%	0-19	20-29	30-39	40-49	50+	LG	XP	PTS
2018	16-24	66.6	1-1	5-5	5-7	5-11	-	49	53-55	101
2019	11-12	91.7	-	4-4	4-5	3-3	-	47	56-58	89
2020	1-4	25.0	-	0-1	1-1	0-2	-	31	7-7	10
CAREER 28-40	70.0	70.0	1-1	9-10	10-13	8-16	-	49	116-120	200

Points Scored 16; Idaho, 8/31/19
PATs Made 10; Idaho, 8/31/19
PATs Attempted 10; Idaho, 8/31/19
Field Goals Made 3; Twice: Last Wisconsin, 11/10/18
Field Goals Attempted 5; Wisconsin, 11/10/18
Longest Field Goal 49 yards; Twice: Last Wisconsin, 11/10/18
10+ Point Games 5; Last Indiana (10), 11/16/19

» PINEGAR'S CAREER KICKOFF STATISTICS & GAME HIGHS

	KO	Yds.	Avg.	TB	OB
2018	3	184	61.3	0	0
2019	-	-	-	-	-
2020	-	-	-	-	-
CAREER	3	184	61.3	0	0

Kickoffs 3; Maryland, 11/24/18
Kickoff Yards 184; Maryland, 11/24/18
Kickoff Average 61.3; Maryland, 11/24/18
NOTE: Has one career tackle (vs. Maryland, 2018).

JOEY PORTER JR. 9

Cornerback | 6-2 | 193
 Redshirt Freshman
 Bakersfield, Calif./North Allegheny (Pa.)
 Major: Division of Undergraduate Studies

» 2020
Season: Made three starts...One of nine players to make their first career start.

at Indiana (10/24): Notched five tackles, all solo stops...Registered first career sack in the first quarter...Added a pass breakup. **Ohio State (10/31):** Matched a career-high five tackles, including three solo...Had one pass breakup. **Maryland (11/7):** Registered three solo tackles.

» 2020 GAME-BY-GAME

Tackles (Solo-Assisted-Total)
 at Indiana 5-0-5; OHIO STATE 3-2-5; MARYLAND 3-0-3.

» PORTER'S CAREER STATISTICS & GAME HIGHS

	UA-A	TK	FF	FR	I	PBU	SACK	TFL
2019	2-1	3	-	-	-	1	-	-
2020	11-2	13	-	-	-	2	1.0-8	1.0-8
CAREER	13-3	16	-	-	-	3	1.0-8	1.0-8

Tackles 5; Twice: Last Ohio State, 10/31/20
Tackles For Loss 1.0; at Indiana, 10/24/20
Sacks 1.0; at Indiana, 10/24/20
Pass Breakups 1; Three Times: Last Ohio State, 10/31/20

TYLER RUDOLPH 21

Safety | 6-0 | 203
 Redshirt Freshman
 Waterbury, Conn./St. Thomas More
 Major: Division of Undergraduate Studies

» 2020

Season: Appeared in one game.

» 2020 GAME-BY-GAME

Tackles (Solo-Assisted-Total)
 at Indiana DNP; OHIO STATE 0-0-0; MARYLAND DNP.

» RUDOLPH'S CAREER STATISTICS & GAME HIGHS

	UA-A	TK	FF	FR	I	PBU	SACK	TFL
2020	-	-	-	-	-	-	-	-
CAREER	-	-	-	-	-	-	-	-

Tackles N/A

ANTONIO SHELTON 55

Defensive Tackle | 6-2 | 327
 Redshirt Senior
 Columbus, Ohio/Westerville-North
 Major: Telecommunications (2nd Degree)

» 2020

Season: Made three starts...One of five players to earn their degree before the 2020 season...Graduated with a degree in broadcast journalism in December 2019.

at Indiana (10/24): Recorded two tackles...Made a solo tackle for loss. **Ohio State (10/31):** Collected two tackles...Had a solo sack in the second quarter, tying career highs for tackles for loss and sacks...Added first career pass breakup. **Maryland (11/7):** Matched a career high with three tackles.

» 2020 GAME-BY-GAME

Tackles (Solo-Assisted-Total)
 at Indiana 2-0-2; OHIO STATE 1-1-2; MARYLAND 0-3-3.

» SHELTON'S CAREER STATISTICS & GAME HIGHS

	UA-A	TK	FF	FR	I	PBU	SACK	TFL
2017	1-5	6	-	-	-	-	1.0-4	2.5-7
2018	5-9	14	-	-	-	-	1.0-1	1.5-2
2019	6-11	17	-	-	-	-	0.5-3	4.0-14
2020	3-4	7	-	-	-	1	1.0-8	2.0-13
CAREER	15-29	44	-	-	-	1	3.5-16	10.0-36

Tackles 3; Three Times: Last Maryland, 11/7/20
Tackles for Loss 1.0; Seven Times: Last Ohio State, 10/31/20
Sacks 1.0; Twice: Last Ohio State, 10/31/20

SHANE SIMMONS 34

Defensive End | 6-3 | 257
 Redshirt Senior
 Laurel, Md./DeMatha
 Major: Labor and human resources (2nd degree)

» 2020

Season: Appeared in three games...One of five players to earn their degree before the 2020 season...Graduated with a degree in communication arts & sciences in May 2020.

Ohio State (10/31): Posted three tackles. **Maryland (11/7):** Recorded two tackles...Notched a career-best 1.5 sacks.

» 2020 GAME-BY-GAME

Tackles (Solo-Assisted-Total)
 at Indiana 0-0-0; OHIO STATE 1-2-3; MARYLAND 1-1-2.

36 2020 PENN STATE FOOTBALL

» SIMMONS' CAREER STATISTICS & GAME HIGHS

	UA-A	TK	FF	FR	I	PBU	SACK	TFL
2017	8-7	15	-	-	-	-	1.0-1	4.5-13
2018	4-5	9	-	-	-	-	-	-
2019	7-12	19	-	-	-	-	-	2.0-6
2020	2-3	5	-	-	-	-	1.5-14	1.5-14
CAREER	21-27	48	-	-	-	-	2.5-15	8.0-33

Tackles 4; Twice: Last Pittsburgh, 9/14/19
Tackles for Loss 1.5; Maryland, 11/7/20
Sacks 1.5; Maryland, 11/7/20



BRANDON SMITH 12

Linebacker | 6-3 | 244
 Sophomore
 Louisa, Va./Louisa County
 Major: Division of Undergraduate Studies

» 2020
Season: Made three starts...One of nine players to make their first career start.

Rankings: Tied for ninth in the Big Ten averaging 0.7 sacks per game.

Ohio State (10/31): Collected five tackles, including three solo...Notched a career-best 1.5 tackles for loss, including first career sack. **Maryland (11/7):** Tied a career high with five tackles...Matched a career high with a full sack.

» 2020 GAME-BY-GAME

Tackles (Solo-Assisted-Total)
 at Indiana 0-0-0; OHIO STATE 3-2-5; MARYLAND 2-3-5.

» SMITH'S CAREER STATISTICS & GAME HIGHS

	UA-A	TK	FF	FR	I	PBU	SACK	TFL
2019	8-6	14	-	-	-	-	-	2.0-3
2020	5-5	10	-	-	-	-	2.0-13	2.5-14
CAREER	13-11	24	-	-	-	-	2.0-13	4.5-17

Tackles 5; Twice: Last Maryland, 11/7/20
Tackles for Loss 1.5; Ohio State, 10/31/20
Sacks 1.0; Twice: Last Maryland, 11/7/20



CHRIS STOLL 91

Long Snapper | 6-2 | 242
 Redshirt Junior
 Westerville, Ohio/St. Francis DeSales
 Major: Kinesiology

» 2020
Season: Appeared in three games...Former run-on, earned a scholarship during preseason camp.

at Indiana (10/24): Helped Jake Pinegar to hit all five of his extra point attempts...Aided Jordan Stout to land two punts inside the 20. **Ohio State (10/31):** Aided Jake Pinegar to hit a 31-yard field goal and his only extra point attempt...Helped Jordan Stout to hit a 50-yard field goal in the second quarter, his third career field goal of 50 or more yards...Helped Stout to hit a 56-yard punt. **Maryland (11/7):** Helped Jordan Stout to average 40.5 yards per punt...Aided Jake Pinegar to hit his only extra point attempt and reach his 200th career point.

NOTE: Has three career tackles, all in 2019 (vs. Michigan; at Michigan State; at Minnesota).



JORDAN STOUT 98

Kicker/Punter | 6-3 | 208
 Junior
 Cedar Bluff, Va./Honaker/Virginia Tech
 Major: Telecommunications

» CAREER NOTES & RECORDS

Career: Tied second at Penn State with three field goals of 50 or more yards (50 vs. Ohio State, 2020; 57 vs. Pitt, 2019; 53 vs. Idaho, 2019). Tied with Kevin Kelly (2005-08) and Massimo Manca (1982, 84-86).

Season: 2019: Became the first Penn State kicker with multiple 50-yard field goals since Kevin Kelly in 2008 (52 yards vs. Syracuse; 50 yards at Wisconsin)...Had 66 touchbacks in 83 kickoffs.

Game: Hit a program-record 57-yard field goal in the second quarter against Pittsburgh (9/14/19)...The 57-yard field goal tied a Beaver Stadium, equaling a 57-yard kick by Ohio's Gary Homer in 1973...The 57-yard field goal is also tied for the 12th-longest in Big Ten history...Crushed 12 touchbacks on kickoffs against Idaho (8/31/19), the most by a Nittany Lion since the kickoff spot was moved to the 35-yard line in 2011...Hit a 53-yard field goal against Idaho, Penn State's longest since Sam Ficken hit a 54-yarder vs. Kent State in 2013...Booted 12 touchbacks on kickoffs, the most at Penn State since the kickoff spot was moved to the 35-yard line in 2011.

» 2020

Season: Appeared in three games...Selected as a team captain...Has booted 18 straight touchbacks.

Rankings: Ranks fourth in the Big Ten with a 43.4 punt average...Only FBS kicker with a touchback on all kickoffs...One of seven kickers with a 65.0 kickoff average.

at Indiana (10/24): Landed all five kickoffs for touchbacks...Averaged 39.7 yards on three punts, including two inside the 20. **Ohio State (10/31):** Hit a 50-yard field goal as time expired in the second quarter, his third career field goal of 50 or more yards...Averaged 49.0 yards on four punts, the 12th-highest game punt average in program history...Launched a 56-yard punt in the third quarter...All four kickoffs landed for touchbacks. **Maryland (11/7):** Averaged 40.5 yards on four punts...Landed all three kickoffs for touchbacks.

» STOUT'S CAREER KICKOFF STATISTICS & GAME HIGHS

	KO	Yds.	Avg.	TB	OB
2018*	71	4,565	64.3	60	2
2019	83	5,268	63.5	66	2
2020	12	780	65.0	12	-
CAREER	166	10,613	63.9	138	4

Kickoffs 13; Idaho, 8/31/19
Kickoff Yards 820; Idaho, 8/31/19
Kickoff Average 65.0; 15 Times: Last Maryland; 11/7/20
Touchbacks 12; Idaho, 8/31/19

» STOUT'S CAREER SCORING STATISTICS & GAME HIGHS

	FGM-A	%	0-19	20-29	30-39	40-49	50+	LG	XP	PTS
2018*	0-1	0.0	-	-	-	0-1	-	-	4-4	4
2019	2-3	66.6	-	-	-	2-3	57	-	6	6
2020	1-2	50.0	-	-	-	1-2	50	-	3	3
CAREER	3-6	50.0	-	-	-	0-1	3-5	57	4-4	13

Points Scored 3; Three Times: Last Ohio State, 10/31/20
PATs Made 2; Twice: Last William & Mary, 9/8/18*
PATs Attempted 2; Twice: Last William & Mary, 9/8/18*
Field Goals Made 3; Three Times: Last Ohio State, 10/31/20
Field Goals Attempted 1; Six Times: Last Ohio State, 10/31/20
Longest Field Goal 57 yards; Twice: Last Pittsburgh, 9/14/19
50+ yard Field Goals 3; Last Ohio State (50 yards), 10/31/20

» STOUT'S CAREER PUNTING STATISTICS & GAME HIGHS

	Punts	Yards	Avg.	I-20	FC	50+	LG	BLK
2018*	-	-	-	-	-	-	-	-
2019	-	-	-	-	-	-	-	-
2020	11	477	43.4	2	1	1	56	-
CAREER	11	477	43.4	2	1	1	56	-

Punt Attempts 4; Twice: Last Maryland, 11/7/20
Punt Yards 196; Ohio State, 10/31/20
Punt Average 49.0; Ohio State, 10/31/20
Longest Punt 56 yards; Ohio State, 10/31/20
Punts Inside the 20 2; at Indiana, 10/24/20

* At Virginia Tech (2017-18).



BRENTON STRANGE 86

Tight End/H-Back | 6-3 | 248
 Redshirt Freshman
 Parkersburg, W.Va./Parkersburg
 Major: Division of Undergraduate Studies

» 2020

Season: Appeared in three games.

at Indiana (10/24): Hauled in a 1-yard catch. **Maryland (11/7):** Set career highs with two catches for 22 yards.


» 2020 GAME-BY-GAME

Receiving (Receptions-Yards-TD)
 at Indiana 1-1-0; OHIO STATE 0-0-0; MARYLAND 2-22-0.

» STRANGE'S CAREER STATISTICS & GAME HIGHS

	Att.-Yds.	Avg.	TD	LG	Rec.-Yds.	Avg.	TD	LG
2019	-	-	-	-	1-4	4.0	1	4
2020	-	-	-	-	3-23	7.7	-	11
CAREER	-	-	-	-	4-27	6.8	1	11

Receptions 2; Maryland, 11/7/20
Receiving Yards 22; Maryland, 11/7/20
Receiving Touchdowns 1; Idaho, 8/31/19
Long Reception 11; Twice: Last Maryland, 11/7/20



CAM SULLIVAN-BROWN 6

Wide Receiver | 6-0 | 191
 Redshirt Junior
 Bowie, Md./Saint Vincent Pallotti
 Major: Journalism

» 2020

Season: Appeared in one game.


» 2020 GAME-BY-GAME

Receiving (Receptions-Yards-TD)
 at Indiana DNP; OHIO STATE 0-0-0; MARYLAND DNP.

» SULLIVAN-BROWN'S CAREER STATISTICS & GAME HIGHS

	Att.-Yds.	Avg.	TD	LG	Rec.-Yds.	Avg.	TD	LG
2018	-	-	-	-	4-49	12.3	-	22
2019	-	-	-	-	8-56	7.0	-	14
2020	-	-	-	-	-	-	-	-
CAREER	-	-	-	-	12-105	8.8	-	22

Receptions 5; at Maryland, 9/27/19
Receiving Yards 35; at Maryland, 9/27/19
Longest Reception 22 yards; at Indiana, 10/20/18



JONATHAN SUTHERLAND 0

Safety | 5-11 | 202
 Redshirt Junior
 Ottawa, Ont./Episcopal (Va.)
 Major: Labor and Employment Relations

» CAREER NOTES AND RECORDS

Game: Blocked two punts against Idaho (8/31/19), marking the first time Penn State blocked two punts in a game since 2000 vs. Louisiana Tech... Two blocked punts in a game is tied for the fourth-most in FBS history... Joined Houston's Keith Corbin (vs. Prairie View A&M) as the only FBS players with two blocked punts in a game (2019).

» 2020

Season: Appeared in three games...Selected as a team captain...Awarded No. 0 jersey as special teams leader, beginning a new Penn State tradition.

at Indiana (10/24): Made one tackle on punt coverage. **Ohio State (10/31):** Registered one tackle. **Maryland (11/7):** Broke up a pass.

» 2020 GAME-BY-GAME

Tackles (Solo-Assisted-Total)
 at Indiana 1-0-1; OHIO STATE 1-0-1; MARYLAND 0-0-0.

» SUTHERLAND'S CAREER STATISTICS & GAME HIGHS

	UA-A	TK	FF	FR	I	PBU	SACK	TFL
2018	24-14	38	1	-	-	1	-	2.0-4
2019	11-12	23	-	-	-	-	-	0.5-0
2020	2-0	2	-	-	-	1	-	-
CAREER	37-26	63	1	-	-	2	-	2.5-4

Tackles 8; at Illinois, 9/21/18
Tackles for Loss 1.0; Twice: Last at Illinois, 9/21/18
Forced Fumbles 1; at Indiana, 10/20/18
Pass Breakups 1; Twice: Last Maryland, 11/7/20
Blocked Kicks 2; Idaho, 8/31/19



NICK TARBURTON 46
 Defensive End | 6-3 | 252
 Redshirt Sophomore
 Green Lane, Pa./Pennridge
 Major: Labor and Human Resources

» 2020

Season: Appeared in three games.

» 2020 GAME-BY-GAME

Tackles (Solo-Assisted-Total)
 at Indiana 0-0-0; OHIO STATE 0-0-0; MARYLAND 0-0-0.

» TARBURTON'S CAREER STATISTICS & GAME HIGHS

	UA-A	TK	FF	FR	I	PBU	SACK	TFL
2018	-	-	-	-	-	-	-	-
2019	-	-	-	-	-	-	-	-
2020	-	-	-	-	-	-	-	-
CAREER	-	-	-	-	-	-	-	-
Tackles	N/A							



C.J. THORPE 69
 Offensive Line | 6-3 | 313
 Redshirt Junior
 Glenshaw, Pa./Central Catholic
 Major: Philosophy

» 2020

Season: Made three starts at right guard.

at Indiana (10/24): Helped the Nittany Lion offense to gain 488 yards, including 250 on the ground...Led the way for Penn State to convert 27 first downs...Protected Sean Clifford as he threw for 238 yards and three touchdowns while rushing for a career-high 119 yards and a score...Paved the way for a 14-yard touchdown rush by Devyn Ford. **Ohio State (10/31):** Led the way for the Nittany Lions to gain 325 yards...Allowed Sean Clifford to throw for 281 yards and three touchdowns. **Maryland (11/7):** Aided the Penn State offense to gain 434 yards...Helped Sean Clifford as he threw for 340 yards and three touchdowns.



SHAKA TONEY 18
 Defensive End | 6-3 | 252
 Redshirt Senior
 Philadelphia, Pa./Imhotep Charter
 Major: Rehabilitation and Human Services

» CAREER NOTES AND RECORDS

Game: Tied the Penn State game record with four sacks at Indiana (10/20/18)...Equaled the PSU game record set by three others (Terry Killens vs. Indiana, 1995; Jimmy Kennedy at Wisconsin, 2012; Tamba Hali vs. Wisconsin, 2005).

» 2020

Awards: Named to the Nagurski Award watch list.

Season: Made three starts...Selected as a team captain.

Rankings: Tied for ninth in the Big Ten averaging 0.7 sacks per game.

at Indiana (10/24): Led team with seven tackles, tying his career high...Recorded two sacks, both in the fourth quarter...Earned sixth career game with two or more tackles for loss and fourth game with two or more sacks...Added a QB hurry. **Ohio State (10/31):** Assisted on one tackle.

» 2020 GAME-BY-GAME

Tackles (Solo-Assisted-Total)
 at Indiana 7-0-7; OHIO STATE 0-1-1; MARYLAND 0-0-0.

» TONEY'S CAREER STATISTICS & GAME HIGHS

	UA-A	TK	FF	FR	I	PBU	SACK	TFL
2017	8-12	20	2	-	-	-	4.0-31	6.5-39
2018	16-7	23	1	-	-	2	5.0-40	7.5-47
2019	13-28	41	-	1	-	1	6.5-45	8.0-46
2020	7-1	8	-	-	-	-	2.0-11	2.0-11
CAREER	44-48	92	3	1	-	3	17.5-127	24.0-143

Tackles 7; Twice: Last at Indiana, 10/24/20
Tackles for Loss 4.0; at Indiana, 10/20/18
Sacks 4.0; at Indiana, 10/10/18
Forced Fumble 1; Three Times: Last at Indiana, 10/20/18
Forced Recoveries 1; at Minnesota, 11/9/19
Pass Breakups 1; Three Times: Last vs. Memphis, 12/28/19
Blocked Kicks 1; at Michigan State, 10/26/19
Games with 2 or more Tackles for Loss 6; Last at Indiana (2.0), 10/24/20
Games with 2 or more Sacks 4; Last at Indiana (2.0), 10/24/20



SMITH VILBERT 92
 Defensive End | 6-6 | 251
 Redshirt Freshman
 Monsey, N.Y./St. John's Regional (N.J.)
 Major: Division of Undergraduate Studies

» 2020

Season: Appeared in one game.

» 2020 GAME-BY-GAME

Tackles (Solo-Assisted-Total)
 at Indiana DNP; OHIO STATE DNP; MARYLAND 0-0-0.

» VILBERT'S CAREER STATISTICS & GAME HIGHS

	UA-A	TK	FF	FR	I	PBU	SACK	TFL
2019	-	-	-	-	-	-	-	-
2020	-	-	-	-	-	-	-	-
CAREER	-	-	-	-	-	-	-	-

Tackles N/A



LAMONT WADE 38
 Safety | 5-9 | 187
 Senior
 Clairton, Pa./Clairton
 Major: Recreation, Park & Tourism Management

» CAREER NOTES AND RECORDS

Season: 2019: Tied for ninth at Penn State with three forced fumbles.

Game: Tied a Big Ten record with three forced fumbles at Ohio State (11/23/19), joining Michigan's Jerry Hartman (vs. Indiana, 10/21/1967), Ohio State's Antoine Winfield (at Pittsburgh, 9/23/1995), Iowa's Bob Sanders (vs. Minnesota, 11/15/2003) and Northwestern's Ifeadi Odenigbo (vs. Western Illinois, 9/20/2014)...Became the third conference player with three forced fumbles in a Big Ten game...Is the sixth player in the FBS since 2000 to have three forced fumbles and a fumble recovery in a game at Ohio State (11/23/19)...Is the second Big Ten player since 2000 to have three forced fumbles and a fumble recovery in a game, joining Northwestern's Ifeadi Odenigbo (vs. Western Illinois, 9/20/2014).

» 2020

Awards: Named to the Jim Thorpe Award Watch List.

Season: Made three starts...Selected as a team captain.

at Indiana (10/24): Registered three tackles...Made first career interception in the third quarter...Recovered a fumble in the second quarter. **Ohio State (10/31):** Notched eight tackles, including six solo stops. **Maryland (11/7):** Assisted on one tackle.

» 2020 GAME-BY-GAME

Tackles (Solo-Assisted-Total)
 at Indiana 1-2-3; OHIO STATE 6-2-8; MARYLAND 0-1-1.

» WADE'S CAREER STATISTICS & GAME HIGHS

	UA-A	TK	FF	FR	I	PBU	SACK	TFL
2017	14-17	31	1	-	-	3	-	-
2018	12-6	18	-	-	-	-	1.0-7	2.0-9
2019	39-28	67	3	1	-	5	2.0-20	4.5-23
2020	7-5	12	-	1	1	-	-	-
CAREER	72-56	128	4	2	1	8	3.0-27	6.5-32

Tackles 11; Purdue, 10/5/19
Tackles for Loss 2.0; Twice: Last at Ohio State, 11/23/19
Sacks 1.0; Three Times: Last at Ohio State, 11/23/19
Forced Fumbles 3; at Ohio State, 11/23/19
Fumble Recoveries 1; Twice: Last at Indiana, 10/24/20
Interceptions 1; at Indiana, 10/24/20
Pass Breakups 2; Twice: Last at Michigan State, 10/26/19
10+ Tackle Games 2; Last at Ohio State (10), 11/23/19



RASHEED WALKER 53
 Offensive Line | 6-6 | 310
 Redshirt Sophomore
 Waldorf, Md./North Point
 Major: Recreation, Park & Tourism Management

» 2020

Season: Made three starts at left tackle.

at Indiana (10/24): Helped the Nittany Lion offense to gain 488 yards, including 250 on the ground...Led the way for Penn State to convert 27 first downs...Protected Sean Clifford as he threw for 238 yards and three touchdowns while rushing for a career-high 119 yards and a score...Paved the way for a 14-yard touchdown rush by Devyn Ford. **Ohio State (10/31):** Led the way for the Nittany Lions to gain 325 yards...Allowed Sean Clifford to throw for 281 yards and three touchdowns. **Maryland (11/7):** Aided the Penn State offense to gain 434 yards...Helped Sean Clifford as he threw for 340 yards and three touchdowns.




CAEDAN WALLACE 79
 Offensive Line | 6-5 | 313
 Redshirt Freshman
 Robbinsville, N.J./The Hun School
 Major: Division of Undergraduate Studies

» 2020

Season: Appeared in three games, making one start at right tackle...One of nine players to make their first career start.

at Indiana (10/24): Helped the Nittany Lion offense to gain 488 yards, including 250 on the ground...Led the way for Penn State to convert 27 first downs...Protected Sean Clifford as he threw for 238 yards and three touchdowns while rushing for a career-high 119 yards and a score...Paved the way for a 14-yard touchdown rush by Devyn Ford. **Ohio State (10/31):** Led the way for the Nittany Lions to gain 325 yards...Allowed Sean Clifford to throw for 281 yards and three touchdowns. **Maryland (11/7):** Aided the Penn State offense to gain 434 yards...Helped Sean Clifford as he threw for 340 yards and three touchdowns.

38 2020 PENN STATE FOOTBALL



PARKER WASHINGTON 3
Wide Receiver | 5-10 | 205
Freshman
Sugar Land, Texas/William B. Travis
Major: Division of Undergraduate Studies

» 2020

Season: Made three starts...One of nine players to make their first career start...One of 10 players to make their Nittany Lion debut...One of eight true freshmen to play this season...Became first true freshman receiver to start a season opener since Brandon Polk at Temple in 2015...Is the first true freshman receiver to start the first two games of a season since Derrick Williams in 2005 (vs. USF and Cincinnati)...Became first Penn State true freshman with two receiving touchdowns in a game since Pat Freiermuth at Rutgers in 2018...Has 155 receiving yards through first three games, the most by a Penn State true freshman since Deon Butler and the most by a PSU freshman since DaeSean Hamilton's 337 yards in 2014...One of six Nittany Lions, and the only freshman, since 2000 to total at least 10 catches, 150 receiving yards and three receiving touchdowns in the first three games of the season. One of five Big Ten players to accomplish that since 2000.

Rankings: Ranks fourth in the Big Ten with three receiving touchdowns... Tied third among freshmen in receiving touchdowns...Ranks fifth among freshmen with 4.7 receptions per game...Sits eighth among freshmen averaging 51.7 receiving yards per game.

at Indiana (10/24): Caught two passes for 12 yards...Hauled in a 9-yard touchdown reception in overtime. **Ohio State (10/31):** Made four receptions for 73 yards...Made a career-long 31-yard catch in the fourth quarter...Added a 20-yard reception in the third quarter...Had a 16-yard kick return. **Maryland (11/7):** Hauled in a career-high eight catches for 70 yards and two touchdowns...Caught 23- and 1-yard touchdown receptions...Became first Penn State true freshman with two receiving touchdowns in a game since Pat Freiermuth at Rutgers in 2018...Added kick returns of 20 and 21 yards.

» 2020 GAME-BY-GAME

Receiving (Receptions-Yards-TD)

at Indiana 2-12-1; OHIO STATE 4-73-0; MARYLAND 8-70-2.

» WASHINGTON'S CAREER STATISTICS & GAME HIGHS

	Att.-Yds.	Avg.	TD	LG	Rec.-Yds.	Avg.	TD	LG
2020	-	-	-	-	14-155	11.1	3	31
CAREER	-	-	-	-	14-155	11.1	3	31

Receptions 8; Maryland, 11/7/20
Receiving Yards 73; Ohio State, 10/31/20
Receiving Touchdowns 2; Maryland, 11/7/20
Longest Reception 31 yards; Ohio State, 10/31/20
20-yard Receptions 3; Last Maryland (1), 11/7/20

» 2020 GAME-BY-GAME

Kick Returns (Returns-Yards-TD-YPR)

at Indiana 0-0-0-0-0.0; OHIO STATE 1-16-0-16.0; MARYLAND 2-41-0-20.5.

» WASHINGTON'S CAREER KICK RETURN STATISTICS & GAME HIGHS

	No.	Yds.	Avg.	TD	LG
2019	-	-	-	-	-
2020	3	57	19.0	-	21
CAREER	3	57	19.0	-	21

Kick Returns 2; Maryland, 11/7/20
Kick Return Yards 41; Maryland, 11/7/20
Long Kick Return 21 yards; Maryland, 11/7/20
All-Purpose Yards 111 yards; Maryland, 11/7/20



ANTHONY WHIGAN 55
Offensive Line | 6-4 | 315
Redshirt Junior
Lexington Park, Md./Great Mills/Lackawanna C.C.
Major: Recreation, Park & Tourism Management

» 2020

Season: Appeared in three games on special teams.



BENJAMIN WILSON 84
Wide Receiver | 6-2 | 212
Senior
Uniontown, Pa./Uniontown
Major: Biobehavioral Health

» 2020

Season: Appeared in one game...One of 10 players to make their Nittany Lion debut.



MARQUIS WILSON 8
Cornerback | 5-11 | 181
Sophomore
Windsor, Conn./Windsor
Major: Communications

» CAREER NOTES & RECORDS

Season: 2019: Tied for ninth at Penn State with three forced fumbles.

» 2020

Season: Appeared in three games.

at Indiana (10/24): Collected one tackle. **Ohio State (10/31):** Assisted on one tackle.

» 2020 GAME-BY-GAME

Tackles (Solo-Assisted-Total)

at Indiana 1-0-1; OHIO STATE 0-1-1; MARYLAND 0-0-0.

» WILSON'S CAREER STATISTICS & GAME HIGHS

	UA-A	TK	FF	FR	I	PBU	SACK	TFL
2019	11-7	18	3	1	2	-	-	-
2020	1-1	2	-	-	-	-	-	-
CAREER	12-8	20	3	1	2	-	-	-

Tackles 5; at Michigan State, 10/26/19
Forced Fumbles 2; Indiana, 11/16/19
Fumble Recoveries 1; Indiana, 11/16/19
Interceptions 1; Twice: Last vs. Memphis, 12/28/19
Longest Interception Return 13 yards; vs. Memphis, 12/28/19

2020 RESULTS & STATISTICS

Date	PSU Rank	Opponent (Rank)	Score	Attendance	Big Ten	Overall
Oct. 24	8/7	at Indiana * (RV/RV)	L, 35-36 (OT)	995	0-1	0-1
Oct. 31	18/17	Ohio State * (3/3)	L, 25-38	1500	0-2	0-2
Nov. 7	RV/RV	Maryland *	L, 19-35	1500	0-3	0-3
Nov. 14		at Nebraska *				
Nov. 21		Iowa *				
Nov. 28		at Michigan *				
Dec. 5		at Rutgers *				
Dec. 12		Michigan State *				
Dec. 19		TBD				

(*) Big Ten Conference game; Rankings - AP/Coaches/CFP

TEAM STATISTICS	Penn State	Opponent
SCORING	79	109
Points Per Game	26.3	36.3
Points Off Turnovers	7	17
FIRST DOWNS	77	56
Rushing	25	21
Passing	44	31
Penalty	8	4
RUSHING YARDAGE	388	372
Yards gained rushing	488	473
Yards lost rushing	100	101
Rushing Attempts	115	106
Average Per Rush	3.4	3.5
Average Per Game	129.3	124.0
TDs Rushing	2	5
PASSING YARDAGE	859	770
Comp-Att-Int	69-122-5	65-96-1
Average Per Pass	7.0	8.0
Average Per Catch	12.4	11.8
Average Per Game	286.3	256.7
TDs Passing	9	8
TOTAL OFFENSE	1247	1142
Total Plays	237	202
Average Per Play	5.3	5.7
Average Per Game	415.7	380.7
KICK RETURNS: #-Yards	7-115	0-0
PUNT RETURNS: #-Yards	1-11	1-21
INT RETURNS: #-Yards	1-0	5-62
KICK RETURN AVERAGE	16.4	0.0
PUNT RETURN AVERAGE	11.0	21.0
INT RETURN AVERAGE	0.0	12.4
FUMBLES-LOST	2-2	3-1
PENALTIES-Yards	19-156	21-171
Average Per Game	52.0	57.0
PUNTS-Yards	11-477	14-545
Average Per Punt	43.4	38.9
Net punt average	39.6	36.7
KICKOFFS-Yards	12-780	19-1043
Average Per Kick	65.0	54.9
Net kick average	40.0	39.6
TIME OF POSSESSION/Game	32:20	27:40
3RD-DOWN Conversions	21/46	23/46
3rd-Down Pct	46%	50%
4TH-DOWN Conversions	3/7	2/4
4th-Down Pct	43%	50%
SACKS BY-Yards	8-58	13-83
MISC YARDS	0	0
TOUCHDOWNS SCORED	11	14
FIELD GOALS-ATTEMPTS	2-6	3-5
ON-SIDE KICKS	0-2	0-0
RED-ZONE SCORES	(8-13) 62%	(9-11) 82%
RED-ZONE TOUCHDOWNS	(7-13) 54%	(7-11) 64%
PAT-ATTEMPTS	(7-7) 100%	(12-12) 100%
ATTENDANCE	3000	995
Games/Avg Per Game	2/1500	1/995
Neutral Site Games		0/0

SCORE BY QUARTERS	1	2	3	4	OT	Total	Average
Penn State	10	10	14	38	7	79	26.3
Opponents	28	38	17	18	8	109	36.3

PASSING	G	Rating	C-A-I	Pct.	Yards	TD	LP	Avg./G
Clifford, Sean	3	131.85	69-122-5	56.6	859	9	60	286.3
Total	3	131.85	69-122-5	56.6	859	9	60	286.3
Opponents	3	160.50	65-96-1	67.7	770	8	62	256.7

Statistician's Note
 Passing rating formula: [(8.4 x yards) + (330 x touchdowns) - (200 x interceptions) + (100 x completions)] / attempts.

RUSHING	G	Att.	Gain	Loss	Net	Avg./Att.	TD	LG	Avg./G
Clifford, Sean	3	52	239	89	150	2.9	1	35	50.0
Ford, Devyn	3	37	149	8	141	3.8	1	23	47.0
Holmes, Caziah	3	14	45	0	45	3.2	0	10	15.0
Lee, Keyvone	3	7	39	1	38	5.4	0	13	12.7
Cain, Noah	1	3	13	0	13	4.3	0	7	13.0
Levis, Will	2	2	3	2	1	0.5	0	3	0.5
Total	3	115	488	100	388	3.4	2	35	129.3
Opponents	3	106	473	101	372	3.5	5	62	124.0

RECEIVING	G	No.	Yards	Avg./Rec.	TD	LG	Avg./G
Dotson, Jahan	3	21	361	17.2	5	60	120.3
Freiermuth, Pat	3	16	197	12.3	1	24	65.7
Washington, Parker	3	14	155	11.1	3	31	51.7
George, Daniel	3	5	63	12.6	0	21	21.0
Lambert-Smith, K	3	4	43	10.8	0	13	14.3
Ford, Devyn	3	4	11	2.8	0	8	3.7
Strange, Brenton	3	3	23	7.7	0	11	7.7
Lee, Keyvone	3	2	6	3.0	0	5	2.0
Total	3	69	859	12.4	9	60	286.3
Opponents	3	65	770	11.8	8	62	256.7

TOTAL OFFENSE	G	Plays	Rushing	Passing	Total	Avg./G
Clifford, Sean	3	174	150	859	1009	336.3
Ford, Devyn	3	37	141	0	141	47.0
Holmes, Caziah	3	14	45	0	45	15.0
Lee, Keyvone	3	7	38	0	38	12.7
Cain, Noah	1	3	13	0	13	13.0
Levis, Will	2	2	1	0	1	0.5
Total	3	237	388	859	1247	415.7
Opponents	3	202	372	770	1142	380.7

KICKOFF RETURNS	No.	Yards	Avg./Ret.	TD	LG
Washington, Parker	3	57	19.0	0	21
Ford, Devyn	2	53	26.5	0	28
Wade, Lamont	1	5	5.0	0	5
George, Daniel	1	0	0.0	0	0
Total	7	115	16.4	0	28
Opponents	0	0	0.0	0	0

PUNT RETURNS	No.	Yards	Avg./Ret.	TD	LG
Dotson, Jahan	1	11	11.0	0	11
Total	1	11	11.0	0	11
Opponents	1	21	21.0	0	21

40 2020 PENN STATE FOOTBALL

2020 RESULTS & STATISTICS

ALL-PURPOSE YARDAGE	G	Rushing	Receiving	Punt Returns	KO Returns	Int. Returns	Total	Avg./G
Dotson, Jahan	3	0	361	11	0	0	372	124.0
Washington, Parker	3	0	155	0	57	0	212	70.7
Ford, Devyn	3	141	11	0	53	0	205	68.3
Freiermuth, Pat	3	0	197	0	0	0	197	65.7
Clifford, Sean	3	150	0	0	0	0	150	50.0
George, Daniel	3	0	63	0	0	0	63	21.0
Holmes, Caziah	3	45	0	0	0	0	45	15.0
Lee, Keyvone	3	38	6	0	0	0	44	14.7
Lambert-Smith, K	3	0	43	0	0	0	43	14.3
Strange, Brenton	3	0	23	0	0	0	23	7.7
Cain, Noah	1	13	0	0	0	0	13	13.0
Wade, Lamont	3	0	0	0	5	0	5	1.7
Levis, Will	2	1	0	0	0	0	1	0.5
Total	3	388	859	11	115	0	1373	457.7
Opponents	3	372	770	21	0	62	1225	408.3

SCORING	TD	FG	Points After Touchdown					DXP	Saf	Points
			Kick	Rush	Rec.	Pass				
Dotson, Jahan	5	0-0	0-0	0-0	0	0-0	0	0	30	
Washington, Parker	3	0-0	0-0	0-0	0	0-0	0	0	18	
Pinegar, Jake	0	1-4	7-7	0-0	0	0-0	0	0	10	
Ford, Devyn	1	0-0	0-0	0-0	0	0-0	0	0	6	
Freiermuth, Pat	1	0-0	0-0	0-0	0	0-0	0	0	6	
Clifford, Sean	1	0-0	0-0	0-1	0	0-3	0	0	6	
Stout, Jordan	0	1-2	0-0	0-0	0	0-0	0	0	3	
Total	11	2-6	7-7	0-1	0	0-3	0	0	79	
Opponent	14	3-5	12-12	2-2	0	0-0	0	0	109	

PUNTING	No.	Yards	Average	LG	TB	FC	I-20	50+	Blk.
Stout, Jordan	11	477	43.4	56	1	6	2	1	0
Total	11	477	43.4	56	1	6	2	1	0
Opponents	14	545	38.9	47	1	7	6	0	0

FIELD GOALS	FG	Pct.	1-19	20-29	30-39	40-49	50+	LG	Blk.
Pinegar, Jake	1-4	25.0	0-0	0-1	1-1	0-2	0-0	31	0
Stout, Jordan	1-2	50.0	0-0	0-0	0-0	0-0	1-2	50	0

Progression [Makes in (##)]: 25, 47, 57 | (31), (50) | 49 |

KICKOFFS	No.	Yards	Average	TB	OB
Stout, Jordan	9	585	65.0	9	0
Total	12	780	65.0	12	0
Opponents	19	1043	54.9	7	0

INTERCEPTIONS	No.	Yards	Average	TD	LG	FUMBLE RETURNS	No.	Yards	Average	TD	LG
Wade, Lamont	1	0	0.0	0	0	Total	0	0	0.0	0	0
Total	1	0	0.0	0	0	Opponents	1	34	34.0	1	34
Opponents	5	62	12.4	0	31						

2020 RESULTS & STATISTICS

DEFENSE	G-GS	Solo	Assist	Total	TFL-Yards	Sacks-Yards	Int.-Yards	PBU	QBH	FR-Yards	FF	Blk	Safety
Brooks, Ellis	3	12	11	23	3.5-11	1	.	.
Oweh, Jayson	3	9	9	18	2.5-3
Brisker, Jaquan	3	10	7	17	1.0-1	.	.	1
Luketa, Jesse	3	8	7	15
Mustipher, PJ	3	5	9	14	.	.	.	1	1
Porter Jr., Joey	3	11	2	13	1.0-8	1.0-8	.	2
Castro-Fields, Tariq	3	6	6	12	.	.	.	1
Wade, Lamont	3	7	5	12	.	.	1-0	.	.	1-0	.	.	.
Smith, Brandon	3	5	5	10	2.5-14	2.0-13
Toney, Shaka	3	7	1	8	2.0-11	2.0-11	.	.	1
Shelton, Antonio	3	3	4	7	2.0-13	1.0-8	.	1
Katshir, Charlie	2	3	2	5
Simmons, Shane	3	2	3	5	1.5-14	1.5-14
Dixon, Lance	3	4	1	5	1	.	.
Isaac, Adisa	3	1	3	4
Culpepper, Judge	3	2	1	3	0.5-4	0.5-4
Hansard, Fred	3	.	3	3
Brown, Ji'Ayir	3	2	1	3	1.0-4
Wilson, Marquis	3	1	1	2
Hardy, Daequan	3	1	1	2
Sutherland, Jonathan	3	2	.	2	.	.	.	1
Beamon, Hakeem	3	1	1	2
Miranda, Mike	3	1	.	1
George, Daniel	3	1	.	1
Jacobs, Curtis	3	.	1	1	0.5-1	.	.	1
Walker, Rasheed	3	1	.	1
Total	3	105	84	189	18-84	8-58	1-0	8	2	1-0	2	.	.
Opponents	3	119	95	214	22.0-101	13-83	5-62	11	6	2-34	2	.	.

42 2020 PENN STATE FOOTBALL

SCORING SUMMARY

Plays	Yds	Time	Result	Qtr.	Scoring Play
INDIANA (5)					
13	64	7:01	TD	1	2-yard pass Freiermuth from Clifford (Pinegar kick)
8	57	4:07	TD	3	35-yard run Clifford (Pinegar kick)
3	74	0:44	TD	4	60-yard pass Dotson from Clifford (Pinegar kick)
1	14	0:05	TD	4	14-yard run Ford (Pinegar kick)
4	25	0:00	TD	OT	9-yard pass Washington from Clifford (Pinegar kick)
OHIO STATE (5)					
11	61	5:42	FG	1	Pinegar 31-yard field goal
1	0	0:01	FG	2	Stout 50-yard field goal
8	75	3:46	TD	3	14-yard pass Dotson from Clifford (Pinegar kick)
5	75	1:32	TD	4	21-yard pass Dotson from Clifford (Clifford rush failed)
7	75	2:47	TD	4	20-yard pass Dotson from Clifford (Clifford pass failed)
MARYLAND (3)					
10	75	5:17	TD	2	20-yard pass Dotson from Clifford (Pinegar kick)
16	98	5:12	TD	4	23-yard pass Washington from Clifford (Clifford pass failed)
8	76	2:09	TD	4	1-yard pass Washington from Clifford (Clifford pass failed)

Plays	Yds	Time	Result	Qtr.	Scoring Play
-------	-----	------	--------	------	--------------

PENN STATE GAME-BY-GAME

	at IND	OSU	UMD	at NEB	IOWA	at MICH	at RU	MSU	B1G
First Downs	27	20	30						
Rushing	13	4	8						
Passing	12	13	19						
Penalty	2	3	3						
Net Yards Rushing	250	44	94						
Rushing Attempts	52	27	36						
Average Per Rush	4.8	1.6	2.6						
Rushing Touchdowns	2	0	0						
Yards Gained	257	72	159						
Yards Lost	7	28	65						
Net Yards Passing	238	281	340						
Completions	24	18	27						
Attempts	35	30	57						
Interceptions	2	1	2						
Yards Per Attempt	6.8	9.4	6.0						
Yards Per Completion	9.9	15.6	12.6						
Passing Touchdowns	3	3	3						
Total Offensive Yards	488	325	434						
Plays	87	57	93						
Yards Per Play	5.6	5.7	4.7						
Fumbles-Lost	1-1	0-0	1-1						
Penalties-Yards	10-100	5-31	4-25						
Punts-Yards	3-119	4-196	4-162						
Yards Per Punt	39.7	49.0	40.5						
Net Yards Per Punt	32.7	44.0	40.5						
Inside 20	2	0	0						
50+ Yard Kicks	0	1	0						
Touchbacks	0	1	0						
Fair Catch	1	2	3						
Kickoffs-Yards	5-325	4-260	3-195						
Yards Per Kickoff	65.0	65.0	65.0						
Net Yards Per Kickoff	40	40.0	40.0						
Touchbacks	5	4	3						
Punt Returns	0	0	1						
Yards	0	0	11						
Touchdowns	0	0	0						
Yards Per Return	0.0	0.0	11.0						
Kickoff Returns	3	1	3						
Yards	33	16	66						
Touchdowns	0	0	0						
Yards Per Return	11.0	16.0	22.0						
Interceptions	1	0	0						
Yards	5	0	0						
Touchdowns	0	0	0						
Fumble Recoveries	1	0	0						
Returns-Yards	0	0	0						
Touchdowns	0	0	0						
Miscellaneous Yards	0	0	0						
Possession Time	40:22	22:59	33:38						
1st Quarter	11:30	8:04	7:48						
2nd Quarter	8:59	4:06	7:22						
3rd Quarter	11:46	6:05	10:01						
4th Quarter	8:07	4:44	8:27						
3rd-Down Conversions	9-17	3-9	9-20						
4th-Down Conversions	1-2	0-1	2-4						
Red Zone Scoring	3-6	3-3	2-4						
Touchdowns	3	2	2						
Field Goals	0	1	0						
Sacks By-Yards	3-19	2-16	3-23						
PAT Kicks	5-5	1-1	1-1						
Field Goals	0-3	2-2	0-1						
Total Points	35	25	19						
Touchdowns Rushing	2	0	0						
Touchdowns Passing	3	3	3						
Touchdown Returns	0	0	0						
Other Touchdowns	0	0	0						
Safeties	0	0	0						
Kick PAT-Attempts	5-5	1-1	1-1						
2pt PAT-Attempts	0-0	0-2	0-2						
Field Goals-Attempts	0-3	1-1	0-1						
Points Off Turnovers	7	0	0						

OPPONENT GAME-BY-GAME

	at IND	OSU	UMD	at NEB	IOWA	at MICH	at RU	MSU	B1G
First Downs	16	24	16						
Rushing	5	10	6						
Passing	9	12	10						
Penalty	2	2	0						
Net Yards Rushing	41	208	123						
Rushing Attempts	26	45	35						
Average Per Rush	1.6	4.6	3.5						
Rushing Touchdowns	3	1	1						
Yards Gained	71	245	157						
Yards Lost	30	37	34						
Net Yards Passing	170	318	282						
Completions	19	28	18						
Attempts	36	34	26						
Interceptions	1	0	0						
Yards Per Attempt	4.7	9.4	10.8						
Yards Per Completion	8.9	11.4	15.7						
Passing Touchdowns	1	4	3						
Total Offensive Yards	211	526	405						
Plays	62	79	61						
Yards Per Play	3.4	6.7	6.6						
Fumbles-Lost	1-1	2-0	0-0						
Penalties-Yards	4-36	9-80	8-55						
Punts-Yards	5-214	2-77	7-254						
Yards Per Punt	42.8	38.5	36.3						
Net Yards Per Punt	42.8	28.5	34.7						
Inside 20	1	0	5						
50+ Yard Kicks	0	0	0						
Touchbacks	0	1	0						
Fair Catch	4	0	3						
Kickoffs-Yards	6-331	7-377	6-335						
Yards Per Kickoff	55.2	53.9	55.8						
Net Yards Per Kickoff	55.2	40.9	40.7						
Touchbacks	3	3	1						
Punt Returns	1	0	0						
Yards	21	0	0						
Touchdowns	0	0	0						
Yards Per Return	21.0	0.0	0.0						
Kickoff Returns	0	0	0						
Yards	0	0	0						
Touchdowns	0	0	0						
Yards Per Return	0.0	0.0	0.0						
Interceptions	2	1	2						
Yards	31	31	0						
Touchdowns	0	0	0						
Fumble Recoveries	1	0	1						
Returns-Yards	0	0	1-34						
Touchdowns	0	0	1						
Miscellaneous Yards	0	0	0						
Possession Times	19:38	37:01	33:38						
1st Quarter	3:30	6:56	7:12						
2nd Quarter	6:01	10:54	7:38						
3rd Quarter	3:14	8:55	4:59						
4th Quarter	6:53	10:16	6:53						
3rd-Down Conversions	4-12	10-18	9-16						
4th-Down Conversions	0-1	2-3	0-0						
Red Zone Scoring	5-5	4-6	0-0						
Touchdowns	4	3	0						
Field Goals	1	1	0						
Sacks By-Yards	1-1	5-23	7-57						
PAT Kicks	2-2	5-5	5-5						
Field Goals	2-2	1-3	0-0						
Total Points	36	38	35						
Touchdowns Rushing	1	1	1						
Touchdowns Passing	3	4	3						
Touchdown Returns	0	0	1						
Other Touchdowns	0	0	0						
Safeties	0	0	0						
Kick PAT-Attempts	2-2	5-5	5-5						
2pt PAT-Attempts	2-2	0-0	0-0						
Field Goals-Attempts	2-2	1-3	0-0						
Points Off Turnovers	10	0	7						

INDIVIDUAL GAME-BY-GAME

RUSHING

(ATT-YDS-TD)	at IND	OSU	UMD	at NEB	IOWA	at MICH	at RU	MSU	B1G
Clifford, Sean	17-119-1	18-5-0	17-26-0						
Ford, Devyn	20-69-1	8-36-0	9-36-0						
Holmes, Caziaiah	5-16-0	-	9-29-0						
Lee, Keyvone	6-35-0	-	1-3-0						
Cain, Noah	3-13-0	DNP	DNP						
Levis, Will	1-(-2)-0	1-3-0	DNP						

RECEIVING

(REC-YDS-TD)	at IND	OSU	UMD	at NEB	IOWA	at MICH	at RU	MSU	B1G
Dotson, Jahan	4-94-1	8-144-3	9-123-1						
Freiermuth, Pat	7-60-1	3-46-0	6-91-0						
Washington, P.	2-12-1	4-73-0	8-70-2						
George, Daniel	3-29-0	-	2-34-0						
Lambert-Smith,K	2-25-0	2-18-0	-						
Strange, B.	1-1-0	-	2-22-0						
Ford, Devyn	3-11-0	1-0-0	-						
Lee, Keyvone	2-6-0	-	-						

PASSING

Sean Clifford	C-A-I	Pct.	Yards	TD	Long	Sack-Yards	Efficiency
Indiana	24-35-2	68.6	238	3	60	1-3	142.5
Ohio State	30-18-1	60.0	281	3	37	5-23	165.0
Maryland	57-27-2	47.4	340	3	24	7-57	107.8
Total	122-69-5	56.6	859	9	60	13-83	131.8

KICKING & PUNTING

KICKOFFS

Season	KO	Total Yards	TB	OB	Kick Avg.	Returns	Rtn. Yds.	Yds./Rtn.
Stout, Jordan	12	780	12	0	65.0	0	0	0.0
Season	KO	Total Yards	TB	OB	Kick Avg.	Returns	Rtn. Yds.	Yds./Rtn.
at Indiana	5	325	5	0	65.0	0	0	0.0
Ohio State	4	260	4	0	65.0	0	0	0.0
Maryland	3	195	3	0	65.0	0	0	0.0

PUNTING

Season	No.	Total Yards	Avg.	Long	I20	50+	TB	FC	Blk
Stout, Jordan	11	477	43.4	56	2	1	1	6	0

Game	No.	Total Yds	Avg.	Long	I20	50+	TB	FC	Blk
at Indiana	3	119	39.7	49	2	0	0	1	0
Ohio State	4	196	49.0	56	0	1	1	2	0
Maryland	4	162	40.5	45	0	0	0	3	0

INDIVIDUAL GAME-BY-GAME

TACKLES

	UA-A	TT	at IND	OSU	UMD	at NEB	IOWA	at IOWA	at MICH	at RU	MSU	B1G
Brooks, Ellis	12-11	23	5-0	5-6	2-5							
Oweh, Jayson	9-9	18	2-0	2-4	5-5							
Brisker, Jaquan	10-7	17	2-1	4-4	4-2							
Luketa, Jesse	8-7	15	2-1	4-4	2-2							
Mustipher, PJ	5-9	14	1-1	2-6	2-2							
Porter, Joey	11-2	13	5-0	3-2	3-0							
Castro-Fields	6-6	12	4-1	1-0	1-5							
Wade, Lamont	7-5	12	1-2	6-2	0-1							
Smith, Brandon	5-5	10	-	3-2	2-3							
Toney, Shaka	7-1	8	7-0	0-1	-							
Shelton, A.	3-4	7	2-0	1-1	0-3							
Dixon, Lance	4-1	5	-	4-1	-							
Katshir, C.	3-2	5	DNP	2-1	1-1							
Simmons, Shane	2-3	5	-	1-2	1-1							
Isaac, Adisa	1-3	4	-	0-2	1-1							
Hansard, Fred	0-3	3	-	0-1	0-2							
Culpepper, J.	2-1	3	-	-	2-1							
Brown, Ji'Air	2-1	3	-	1-1	1-0							
Hardy, Daquan	1-1	2	1-0	-	0-1							
Beamon, Hakeem	1-1	2	1-0	0-1	-							
Wilson, Marquis	1-1	2	1-0	0-1	-							
Sutherland, J.	2-0	2	1-0	1-0	-							
Walker, Rasheed	1-0	1	1-0	-	-							
Jacobs, Curtis	0-1	1	-	-	0-1							
Miranda, Mike	1-0	1	1-0	-	-							
George, Daniel	1-0	1	-	1-0	-							

SACKS

	at IND	OSU	UMD	at NEB	IOWA	at IOWA	at MICH	at RU	MSU	B1G
Smith, Brandon	-	1.0-8	1.0-5							
Toney, Shaka	2.0-11	-	-							
Simmons, Shane	-	-	1.5-14							
Porter, Joey	1.0-8	-	-							
Shelton, Antonio	-	1.0-8	-							
Culpepper, Judge	-	-	0.5-4							
Team Total	3.0-19	2.0-16	3.0-23							

INDIVIDUAL GAME-BY-GAME

TACKLES FOR LOSS

	at IND	OSU	UMD	at NEB	IOWA	at IOWA	at MICH	at RU	MSU	B1G
Brooks, Ellis	1.0-4	1.0-4	1.5-3							
Smith, Brandon	-	1.5-9	1.0-5							
Oweh, Jayson	-	0.5-0	2.0-3							
Toney, Shaka	2.0-11	-	-							
Shelton, Antonio	1.0-5	1.0-8	-							
Simmons, Shane	-	-	1.5-14							
Brown, Ji'Ayir	-	1.0-4	-							
Porter, Joey	1.0-8	-	-							
Brisker, Jaquan	1.0-1	-	-							
Jacobs, Curtis	-	-	0.5-1							
Culpepper, Judge	-	-	0.5-4							
Team Total	6.0-29	5.0-25	7.0-30							

TACKLE BREAKDOWN

RUSHING TACKLES

Brooks, Ellis	20
Oweh, Jayson	18
Luketa, Jesse	12
Mustipher, PJ	12
Brisker, Jaquan	10
Toney, Shaka	6
Shelton, Antonio	5
Katshir, Charlie	5
Isaac, Adisa	4
Dixon, Lance	4
Wade, Lamont	3
Hansard, Fred	3
Simmons, Shane	3
Porter Jr., Joey	3
Culpepper, Judge	2
Beamon, Hakeem	2
Castro-Fields, Tariq	2
Smith, Brandon	2
Hardy, Daequan	1
Jacobs, Curtis	1
Sutherland, Jonathan	1
TOTAL	119

PASSING TACKLES

Castro-Fields, Tariq	10
Porter Jr., Joey	9
Wade, Lamont	9
Brisker, Jaquan	7
Smith, Brandon	6
Brown, Ji'Ayir	3
Brooks, Ellis	2
Wilson, Marquis	2
Luketa, Jesse	2
Mustipher, PJ	2
Shelton, Antonio	1
Hardy, Daequan	1
TOTAL	54

SPECIAL TEAMS TACKLES

	Total	KO	Punt
Luketa, Jesse	1	1	-
Sutherland, Jonathan	1	-	1
TOTALS	2	1	1

48 2020 PENN STATE FOOTBALL

INDIVIDUAL GAME-BY-GAME

ALL-PURPOSE YARDS

	Total	at IND	OSU	UMD	at NEB	IOWA	at MICH	at RU	MSU	B1G
Dotson, Jahan	372	94	144	134						
Washington, P.	212	12	89	111						
Ford, Devyn	205	108	36	61						
Freiermuth, Pat	197	60	46	91						
Clifford, Sean	150	119	5	26						
George, Daniel	63	29	-	34						
Holmes, Caziaiah	45	16	-	29						
Lee, Keyvone	44	41	-	3						
Lambert-Smith, K	43	25	18	-						
Strange, Brenton	23	1	-	22						
Cain, Noah	13	13	DNP	DNP						
Wade, Lamont	5	5	-	-						
Levis, Will	1	-2	3	DNP						
TOTAL	1373	521	341	511						

RED ZONE RECAP

PENN STATE				OPPONENT			
Opponent	Scores/Chances	Result	Pct.	Opponent	Scores/Chances	Result	Pct.
at Indiana	3/6	3 TD, 2 Missed FG, 1 TO	50%	at Indiana	5/5	4 TD, 1 FG	100%
OHIO STATE	3/3	2 TD, 1 FG	100%	OHIO STATE	4/6	3 TD, 1 FG, 2 Missed FG	66%
MARYLAND	2/4	2 TD, 1 Missed FG, 1 TO on Downs	50%	MARYLAND	0/0	-	-
at Nebraska				at Nebraska			
IOWA				IOWA			
at Michigan				at Michigan			
at Rutgers				at Rutgers			
MICHIGAN STATE				MICHIGAN STATE			
TOTAL	8/13	7 TD, 1 FG, 3 Missed FG, 1 TO, 1 TO on Downs	61.5%	TOTAL	9/11	7 TD, 2 FG, 2 Missed FG	82%

GAME LEADERS

Opponent	Rushing Attempts	Rushing Yards	Receptions	Receiving Yards	All-Purpose Yards	Tackles
at Indiana	Ford - 20	Clifford - 119	Freiermuth - 7	Dotson - 94	Clifford - 119	Toney - 7
OHIO STATE	Clifford - 18	Ford - 36	Dotson - 8	Dotson - 144	Dotson - 144	Brooks - 11
MARYLAND	Clifford - 17	Ford - 36	Dotson - 9	Dotson - 123	Dotson - 134	Oweh - 10
at Nebraska						
IOWA						
at Michigan						
at Rutgers						
MICHIGAN STATE						
B1G Champions Week						

TURNOVERS BY GAME

PENN STATE: 2 GAINED

TYPE	QTR	PLAYER	PLAYS/ YDS	1st DOWNS	RESULT
INDIANA (2)					
Fumble	2	Scott by Brooks	1/0	0	Missed FG
Interception	3	Wade off Penix	8/57	2	TD

OHIO STATE (0)

-	-	-	-	-	-
---	---	---	---	---	---

MARYLAND (0)

-	-	-	-	-	-
---	---	---	---	---	---

OPPONENT: 7 GAINED

TYPE	QTR	PLAYER	PLAYS/ YDS	1st DOWNS	RESULT
INDIANA (3)					
Interception	1	Williams off Clifford	9/22	2	FG
Interception	2	Johnson off Clifford	2/4	0	TD
Fumble	2	Levis by Johnson	2/-1	0	Fumble

OHIO STATE (1)

Interception	4	Hooker off Clifford	4/4	0	Missed FG
--------------	---	---------------------	-----	---	-----------

MARYLAND (3)

Fumble	3	Clifford by Campbell	0/0	0	TD Return
Interception	4	Bennett off Clifford	3/-1	0	Punt
Interception	4	Cross off Clifford	3/9	0	Punt

50 2020 PENN STATE FOOTBALL

TURNOVERS BY PLAYER

FUMBLES

(#-Lost)	Total	at IND	OSU	UMD	at NEB	IOWA	at MICH	at RU	MSU	B1G
Levis, Will	1-1	1-1	-	DNP						
Clifford, Sean	1-1	-	-	1-1						

FORCED FUMBLES

	Total	at IND	OSU	UMD	at NEB	IOWA	at MICH	at RU	MSU	B1G
Brooks, Ellis	1	1	-	-						
Dixon, Lance	1	-	1	-						

FUMBLES RECOVERED

	Total	at IND	OSU	UMD	at NEB	IOWA	at MICH	at RU	MSU	B1G
Wade, Lamont	1	1	-	-						

INTERCEPTIONS

(#-Yards)	Total	at IND	OSU	UMD	at NEB	IOWA	at MICH	at RU	MSU	B1G
Wade, Lamont	1-0	1-0	-	-						

SCORING BREAKDOWN

PENN STATE DRIVES

Totals: 13 scoring drives (11 TD, 2 FG)
Special Teams/Defensive Touchdown: None

LONGEST DRIVES BY:

Plays: 16 Maryland (11/7)
 11 Ohio State (10/31)
Yards: 98 Maryland (11/7)
 76 Maryland (11/7)
Time: 7:01 at Indiana (10/24)
 5:42 Ohio State (10/31)

OPPONENT DRIVES

Totals: 11 scoring drives (9 TD, 2 FG)
Special Teams/Defensive Touchdown:
 Campbell 34-yard fumble return vs. Maryland (11/7)

LONGEST DRIVES BY:

Plays: 15 Ohio State (10/31)
 12 Ohio State (10/31)
 12 Ohio State (10/31)
Yards: 89 Ohio State (10/31)
 78 Maryland (11/7)
Time: 6:22 Ohio State (10/31)
 6:06 Ohio State (10/31)

LONG PLAY BREAKDOWN

BY YARDAGE

OFFENSE (14)

Yards	Type	Player(s)	Opponent
60*	Pass	Dotson, Jahan from Clifford, Sean	Indiana
37	Pass	Dotson, Jahan from Clifford, Sean	Ohio State
35*	Run	Clifford, Sean	Indiana
31	Pass	Washington, Parker from Clifford, Sean	Ohio State
24	Pass	Freiermuth, Pat from Clifford, Sean	Maryland
23*	Pass	Washington, Parker from Clifford, Sean	Maryland
23	Run	Ford, Devyn	Ohio State
21	Pass	George, Daniel from Clifford, Sean	Maryland
21*	Pass	Dotson, Jahan from Clifford, Sean	Ohio State
21	Pass	Dotson, Jahan from Clifford, Sean	Indiana
20*	Pass	Dotson, Jahan from Clifford, Sean	Maryland
20*	Pass	Dotson, Jahan from Clifford, Sean	Ohio State
20	Pass	Dotson, Jahan from Clifford, Sean	Ohio State
20	Pass	Washington, Parker from Clifford, Sean	Ohio State

DEFENSE (0)

Yards	Type	Player(s)	Opponent
-------	------	-----------	----------

SPECIAL TEAMS (4)

Yards	Type	Player(s)	Opponent
28	KR	Ford, Devyn	Indiana
25	KR	Ford, Devyn	Maryland
21	KR	Washington, Parker	Maryland
20	KR	Washington, Parker	Maryland

* - touchdown scored on play

52 2020 PENN STATE FOOTBALL

LONG PLAY BREAKDOWN

LONG PLAYS BY THE NUMBERS

BY YARDAGE

Yards	No.	TD
100+	0	0
90-99	0	0
80-89	0	0
70-79	0	0
60-69	1	1
50-59	0	0
40-49	0	0
30-39	3	1
20-29	14	4

BY TYPE

Type	No.	TD
Rushing	2	1
Passing	12	5
Punt returns	0	0
Kick returns	4	0
Interceptions	0	0
Fumble returns	0	0
Other	0	0
TOTAL	18	6

20+ YARD PLAYS BY PLAYER

Player	No.	TD	R	P	KR	PR	IR	FR
Clifford, Sean	1	1	1	0	0	0	0	0
Dotson, Jahan	7	4	0	7	0	0	0	0
Ford, Devyn	3	0	1	0	2	0	0	0
Freiermuth, Pat	1	0	0	1	0	0	0	0
George, Daniel	1	0	0	1	0	0	0	0
Washington, Parker	5	1	0	3	2	0	0	0
TOTAL	18	6	2	12	4	0	0	0

PENN STATE (18 PLAYS)

Play	#	Long	Play	Opponent
Passing	12	60*	Dotson, Jahan from Clifford, Sean	Indiana
Rushing	2	35*	Clifford, Sean	Indiana
KR	4	28	Ford, Devyn	Indiana

Opp.	#	Long	Play	Type
Indiana	4	60*	Dotson, Jahan from Clifford, Sean	Pass
Ohio State	7	37	Dotson, Jahan from Clifford, Sean	Pass
Maryland	7	25	Ford, Devyn	Kick Return

OPPONENTS (13 PLAYS)

Play	#	Long	Play	Opponent
Passing	8	62*	Jarrett, Rakim from Tagovailoa, Taulia	Maryland
Rushing	3	62	Wilson, Garrett	Ohio State
PR	1	21	Taylor, Reese	Indiana
FUM	1	34	Campbell, Chance	Maryland

Opp.	#	Long	Play	Type
at Indiana	2	21 (2x)	Fryfogle, Ty from Penix, Michael	Pass
			Taylor, Reese	PR
Ohio State	5	62	Wilson, Garrett	Rush
Maryland	6	62*	Jarrett, Rakim from Tagovailoa, Taulia	Pass

* - touchdown scored on play

LONGEST PLAYS OF THE YEAR

Rushing

35* Clifford, Sean Indiana (10/24)

Rushing Touchdown

35* Clifford, Sean Indiana (10/24)

Passing

60* Dotson, Jahan from Clifford, Sean Indiana (10/24)

Passing Touchdown

60* Dotson, Jahan from Clifford, Sean Indiana (10/24)

Kick Return

28 Ford, Devyn Indiana (10/24)

Punt Return

11 Dotson, Jahan Maryland (11/7)

Interception Return

5 Wade, Lamont Indiana (10/24)

Punt

56 Stout, Jordan Ohio State (8/31)

Field Goal

50 Stout, Jordan Ohio State (8/31)

* - touchdown scored on play

OFFENSIVE STARTERS

OPPONENT	LT	LG	C	RG	RT	TE	QB	RB	WR	WR	WR
at Indiana	Walker	Miranda	Menet	Thorpe	Wallace	Freiermuth	Clifford	Cain	Fries*	Washington	Dotson
OHIO STATE	Walker	Miranda	Menet	Thorpe	Fries	Freiermuth	Clifford	Ford	George	Washington	Dotson
MARYLAND	Walker	Miranda	Menet	Thorpe	Fries	Freiermuth	Clifford	Ford	Lambert-Smith	Washington	Dotson
at Nebraska											
IOWA											
at Michigan											
at Rutgers											
MICHIGAN STATE											

* Started at the tight end position

DEFENSIVE STARTERS

OPPONENT	DE	DT	DT	DE	SLB	MLB	WLB	CB	FS	SS	CB
at Indiana	Toney	Shelton	Mustipher	Oweh	Smith	Brooks	Luketa	Castro-Fields	Brisker	Wade	Porter Jr.
OHIO STATE	Toney	Shelton	Mustipher	Oweh	Smith	Brooks	Dixon	Castro-Fields	Brisker	Wade	Porter Jr.
MARYLAND	Toney	Shelton	Mustipher	Oweh	Smith	Brooks	Luketa	Castro-Fields	Brisker	Wade	Porter Jr.
at Nebraska											
IOWA											
at Michigan											
at Rutgers											
MICHIGAN STATE											

CAREER STARTS

Player	'17	'18	'19	'20	Total
Fries, Will (OL)	9	11	13	3	36
Menet, Michal (OL)	-	12	13	3	28
Freiermuth, Pat (TE)	-	9	13	3	25
Dotson, Jahan (WR)	-	4	13	3	20
Castro-Fields, Tariq (CB)	-	2	12	3	17
Shelton, Antonio (DT)	-	1	12	3	16
Toney, Shaka (DE)	-	-	13	3	16
Wade, Lamont (S)	-	-	13	3	16
Walker, Rasheed (OL)	-	-	13	3	16
Clifford, Sean (QB)	-	-	12	3	15
Miranda, Mike (OL)	-	1	8	3	12
Brown, Journey (RB)	-	-	10	-	10
Thorpe, C.J. (OL)	-	-	5	3	8
George, Daniel (WR)	-	-	4	1	5
Luketa, Jesse (LB)	-	-	2	2	4
Mustipher, PJ (DT)	-	-	1	3	4
Oweh, Jayson (DE)	-	-	1	3	4
Brisker, Jaquan (S)	-	-	-	3	3
Brooks, Ellis (LB)	-	-	-	3	3
Porter Jr., Joey (CB)	-	-	-	3	3
Smith, Brandon (LB)	-	-	-	3	3
Washington, Parker (WR)	-	-	-	3	3

Player	'17	'18	'19	'20	Total
Cain, Noah (RB)	-	-	1	1	2
Ford, Devyn (RB)	-	-	-	2	2
Dixon, Lance (LB)	-	-	-	1	1
Ellis, Keaton (CB)	-	-	1	-	1
Hansard, Fred (DT)	-	1	-	-	1
Levis, Will (QB)	-	-	1	-	1
Lambert-Smith, KeAndre	-	-	-	1	1
Sullivan-Brown, Cam (WR)	-	1	-	-	1
Sutherland, Jonathan (S)	-	1	-	-	1
Wallace, Caedan (OL)	-	-	-	1	1

* Started two games in 2015

PENN STATE

100+ Yards Rushing:	119, Sean Clifford at Indiana, 2020
150+ Yards Rushing:	202, Journey Brown vs. Memphis, 2019 ~
200+ Yards Rushing:	202, Journey Brown vs. Memphis, 2019 ~
300+ Yards Rushing:	327, Larry Johnson at Indiana, 2002
30-34 Rushing Attempts:	33, Saquon Barkley at Indiana, 2016
35+ Rushing Attempts:	35, Zach Zwinak vs. Nebraska, 2013
Three Touchdowns Rushing:	Journey Brown vs. Rutgers, 2019
Four Touchdowns Rushing:	Saquon Barkley at Pittsburgh, 2016
Five Touchdowns Rushing:	Ki-Jana Carter vs. Michigan State, 1994
60+ Yard Run:	85, Journey Brown vs. Pittsburgh, 2019
70+ Yard Run:	85, Journey Brown vs. Pittsburgh, 2019
80+ Yard Run:	85, Journey Brown vs. Pittsburgh, 2019
90+ Yard Run:	92, Saquon Barkley vs. Washington, 2017 @
Two Players Rush For 100 Yards:	Will Levis (108) & Journey Brown (103) vs. Rutgers, 2019
QB/RB Rush For 100 Yards:	Will Levis (108) & Journey Brown (103) vs. Rutgers, 2019
Four Rushing TD in One Quarter:	vs. UMass, 2014 (2nd; Belton [2], Zwinak [2])
300+ Yards Passing:	340, Sean Clifford vs. Maryland, 2020
350+ Yards Passing:	398, Sean Clifford at Maryland, 2019
400+ Yards Passing:	454, Christian Hackenberg vs. UCF, 2014 #
20-24 Pass Completions:	24, Sean Clifford at Indiana, 2020
25-29 Pass Completions:	27, Sean Clifford vs. Maryland, 2020
30-34 Pass Completions:	32, Trace McSorley vs. Washington, 2017 @
35+ Pass Completions:	35, Matt McGloin vs. Northwestern, 2012
30-39 Pass Attempts:	30, Sean Clifford vs. Ohio State, 2020
40-49 Pass Attempts:	43, Sean Clifford at Minnesota, 2019
50+ Pass Attempts:	57, Sean Clifford vs. Maryland, 2020
Four Touchdown Passes:	Sean Clifford at Michigan State, 2019
Five Touchdown Passes:	Rashard Casey vs. Louisiana Tech, 2000
Four Interceptions Thrown:	Zack Mills at Boston College, 2004
300+ Yards Total Offense:	366 (340 P, 26 R), Sean Clifford vs. Maryland, 2020
350+ Yards Total Offense:	366 (340 P, 26 R), Sean Clifford vs. Maryland, 2020
400+ Yards Total Offense:	452 (398 P, 54 R), Sean Clifford at Maryland, 2019
450+ Yards Total Offense:	452 (398 P, 54 R), Sean Clifford at Maryland, 2019
100+ Yards Receiving:	123, Jahan Dotson vs. Maryland, 2019
150+ Yards Receiving:	187, Chris Godwin vs. USC, 2016 ^
200+ Yards Receiving:	216, Deon Butler vs. Northwestern, 2006
Two Players w/ 100 Yards Receiving:	KJ Hamler (119) & Pat Freiermuth (101) at Minnesota, 2019
Two Players w/ 150 Yards Receiving:	Geno Lewis (173) & DaeSean Hamilton (165) vs. UCF, 2014 #
Back-to-Back 100 Yards Receiving Games:	Jahan Dotson, 2020 (144 vs. Ohio State; 123 vs. Maryland)
Three Straight 100-Yard Receiving Games:	Allen Robinson, 2013 (133 vs. Syracuse; 129 vs. Eastern Michigan; 143 vs. UCF)
10+ Receptions:	12, Saquon Barkley at Iowa, 2017
50+ Yard Reception:	60, Jahan Dotson from Sean Clifford at Indiana, 2020
60+ Yard Reception:	60, Jahan Dotson from Sean Clifford at Indiana, 2020
70+ Yard Reception:	72, Jahan Dotson from Sean Clifford vs. Purdue, 2019
80+ Yard Reception:	93, KJ Hamler from Trace McSorley vs. Ohio State, 2018
Three Touchdowns Receiving:	Jahan Dotson vs. Ohio State, 2020
Four Touchdowns Receiving:	Bobby Engram vs. Minnesota, 1993
150+ All-Purpose Yards:	216 (202 Rush, 7 Rec, 7 KR), Journey Brown vs. Memphis, 2019 ~
200+ All-Purpose Yards:	216 (202 Rush, 7 Rec, 7 KR), Journey Brown vs. Memphis, 2019 ~
250+ All-Purpose Yards:	358 (211 Rush, 94 Rec, 53 KR), Saquon Barkley at Iowa, 2017 (SR)
300+ All-Purpose Yards:	358 (211 Rush, 94 Rec, 53 KR), Saquon Barkley at Iowa, 2017 (SR)
Five Touchdowns Scored:	5 (4 rushing, 1 receiving), Saquon Barkley at Pittsburgh, 2016
Kickoff Return For Touchdown:	97, Saquon Barkley at Ohio State, 2017
Rushing, Receiving & Kickoff Return TD in a game:	Derrick Williams vs. Illinois, 2008
100-Yard Kickoff Return:	100, Chaz Powell vs. Youngstown State, 2010
Punt Return For Touchdown:	39, DeAndre Thompkins at Pittsburgh, 2018
80-Yard Punt Return:	81, Bryant Johnson vs. Michigan State, 2002
Zero Punts in a Game:	Purdue, 2013
Multiple Interceptions:	2, Trevor Williams at Rutgers, 2014
90-Yard Interception Return:	99, Michael Mauti at Illinois, 2012
Interception Return For Touchdown:	36, John Reid vs. Buffalo, 2019
Five Interceptions in a Game (Team):	at Rutgers, 2014
Multiple Forced Fumbles:	3, Lamont Wade, at Ohio State, 2019
Fumble Return For Touchdown (Defense):	9 yards, Torrence Brown at Indiana, 2016 (forced by Brandon Bell)
Fumble Return For Touchdown (Special Teams):	14 yards, Nick Scott vs. Indiana, 2017 (forced by Irvin Charles)
Blocked Field Goal:	Shaka Toney at Michigan State, 2019
Blocked Field Goal For Touchdown:	60 yards, Grant Haley vs. Ohio State, 2016 (Marcus Allen block)
Blocked Extra Point:	Parker Cothren at Northwestern, 2015
Blocked Punt:	Journey Brown vs. Buffalo, 2019
Two Blocked Punts:	Jonathan Sutherland vs. Idaho, 2019
Blocked Punt For Touchdown:	0 yards, Michael Yancich vs. Ohio State, 2012 (Mike Hull block)
Safety:	Team (holding in the end zone) at Pittsburgh, 2018
Two-Point Conversion Attempt:	Sean Clifford (Pass Failed) vs. Maryland, 2020
Two-Point Conversion:	Sean Clifford to Pat Freiermuth (Pass) vs. Memphis, 2019 ~
50-Yard Field Goal:	50, Jordan Stout vs. Ohio State, 2020
Four Field Goals:	Tyler Davis at Rutgers, 2016
Five Field Goals:	Collin Wagner vs. Temple, 2010

OPPONENT

100+ Yards Rushing:	110, Master Teague III, Ohio State, 2020
150+ Yards Rushing:	185, Jonathan Taylor, Wisconsin, 2018
200+ Yards Rushing:	203, BenJarvus Green-Ellis, Indiana, 2003
30-34 Rushing Attempts:	30, Jeremy Langford, Michigan State, 2014
35+ Rushing Attempts:	44, Mike Hart, Michigan, 2007 (OR)
Three Touchdowns Rushing:	Trevor Siemian, Northwestern, 2014
Four Touchdowns Rushing:	Montee Ball, Wisconsin, 2011
50+ Yard Run:	62, Garrett Wilson, Ohio State, 2020
60+ Yard Run:	62, Garrett Wilson, Ohio State, 2020
70+ Yard Run:	71, Jonathan Taylor, Wisconsin, 2018
Two Players Rush For 100 Yards:	Rodney Smith (104) & Shannon Brooks (100), Minnesota, 2016
300+ Yards Passing:	318, Justin Fields, Ohio State, 2020
400+ Yards Passing:	400, Brian Lewerke, Michigan State, 2017
500+ Yards Passing:	532, Case Keenum, Houston, 2011 (OR) *
25-29 Pass Completions:	28, Justin Fields, Ohio State, 2020
30-44 Pass Completions:	33, Brian Lewerke, Michigan State, 2017
45+ Pass Completions:	45, Case Keenum, Houston, 2011 (OR) *
30-39 Pass Attempts:	34, Justin Fields, Ohio State, 2020
40-49 Pass Attempts:	49, Nate Stanley, Iowa, 2018
50+ Pass Attempts:	52, Brian Lewerke, Michigan State, 2018
60+ Pass Attempts:	61, Brian Hoyer, Michigan State, 2006
Four Touchdown Passes:	4, Justin Fields, Ohio State, 2020
Five Touchdown Passes:	Sam Darnold, USC, 2016 ^
Four Interceptions Thrown:	P.J. Walker, Temple, 2014
Five Interceptions Thrown:	Gary Nova, Rutgers, 2014
300+ Yards Total Offense:	314 (318 P, -4 R), Justin Fields, Ohio State, 2020
400+ Yards Total Offense:	425 (400 P, 25 R), Brian Lewerke, Michigan State, 2017
500+ Yards Total Offense:	542 (532 P, 10 R), Case Keenum, Houston, 2011 (OR) *
100+ Yards Receiving:	144, Rakeem Jarrett, Maryland, 2020
150+ Yards Receiving:	185, Stanley Morgan, Nebraska, 2017
200+ Yards Receiving:	228, Patrick Edwards, Houston, 2011 *
10+ Receptions:	11, Garrett Wilson, Ohio State, 2020
50+ Yard Reception:	62, Rakim Jarrett from Taulia Tagovailoa, Maryland 2020
70+ Yard Reception:	70, Akrem Wadley from Nate Stanley, Iowa, 2017
80+ Yard Reception:	80, Dominique Barnes from Kurt Hess, Youngstown State, 2010
90+ Yard Reception:	99, Thomas Lewis from John Paci, Indiana, 1993
Three Touchdown Receptions:	Deonta Burnett, USC, 2016 ^
Kickoff Return For Touchdown:	100, Darrynton Evans, Appalachian State, 2018
90-Yard Kickoff Return:	100, Darrynton Evans, Appalachian State, 2018
100-Yard Kickoff Return:	100, Darrynton Evans, Appalachian State, 2018
Punt Return For Touchdown:	58, Lynn Bowden Jr., Kentucky, 2018~
70-Yard Punt Return:	75, Venric Mark, Northwestern, 2012
80-Yard Punt Return:	87, Willie Reid, Florida State, 2005 !
Multiple Interceptions:	2, David Dowell, Michigan State, 2017
Interception Return For Touchdown:	62, Brandon Watson, Michigan, 2018
Fumble Return For Touchdown:	34, Chance Campbell, Maryland, 2020
Blocked Punt:	Dominique Dafney, Iowa, 2018
Blocked Punt For Touchdown:	27, Larentee McCray, Florida, 2011 \$
Blocked Field Goal:	Isaiah Loudermilk, Wisconsin, 2018
Blocked Extra Point:	Brandon Wilson, Indiana, 2018
Safety:	2, Team (blocked punt, snap out of the end zone on punt), Iowa, 2018
Two Safeties:	Team (blocked punt, snap out of the end zone on punt), Iowa, 2018
Defensive Extra Point:	99, D.J. Johnson, Iowa, 2002
50-Yard Field Goal:	50, Derek Dimke, Illinois, 2010
Four Field Goals:	Michael Geiger, Michigan State, 2016

& - Big Ten Championship Game | # - Croke Park Classic (Dublin, Ireland) | ! - Orange Bowl
 \$ - Outback Bowl | ^ - Rose Bowl | * - TicketCity Bowl | % - Pinstripe Bowl | @ - PlayStation Fiesta Bowl
 + - VRBO Citrus Bowl | ~ - Goodyear Cotton Bowl

(SR) - School Record | (OR) - Opponent Record

PARTICIPATION CHART

	GP/GS	at IND	OSU	UMD	at NEB	IOWA	at MICH	at RU	MSU	B1G
51 Beamon, Hakeem	3/-	P	P	P						
1 Brisker, Jaquan	3/3	ST	ST	ST						
13 Brooks, Ellis	3/3	ST	ST	ST						
16 Brown, Ji'Ayir	3/-	P	P	P						
30 Bruno, Joseph	2/-	P	P	-						
21 Cain, Noah	1/1	ST	-	-						
5 Castro-Fields	3/3	ST	ST	ST						
90 Checa, Rafael	2/-	P	P	-						
50 Chizmar, Max	2/-	P	-	P						
14 Clifford, Sean	3/3	ST	ST	ST						
77 Culpepper, J.	3/-	P	P	P						
10 Dixon, Lance	3/1	P	ST	P						
5D Dotson, Jahan	3/3	ST	ST	ST						
72 Effner, Bryce	2/-	-	P	P						
2 Ellis, Keaton	1/-	P	-	-						
2F Ford, Devyn	3/2	P	ST	ST						
93 Forrest, Levi	2/-	-	P	P						
87 Freiermuth, Pat	3/3	ST	ST	ST						
71 Fries, Will	3/3	ST	ST	ST						
11 George, Daniel	3/1	P	ST	P						
19 Gordon, Trent	3/-	P	P	P						
53 Hansard, Fred	3/-	P	P	P						
25 Hardy, Daequan	3/-	P	P	P						
37 Hartlaub, Drew	3/-	P	P	P						
26 Holmes, Caziah	3/-	P	P	P						
75 Holmes, Des	3/-	P	P	P						
20 Isaac, Adisa	3/-	P	P	P						
23 Jacobs, Curtis	3/-	P	P	P						
84 Johnson, Theo	2/-	P	-	P						
1J Jones, TJ	1/-	-	-	P						
45 Katshir, C.	2/-	-	P	P						
82 Kuntz, Zack	3/-	P	P	P						
1L Lambert-Smith, K	3/1	P	P	ST						
24 Lee, Keyvone	3/-	P	P	P						
7 Levis, Will	2/-	P	P	-						
40 Luketa, Jesse	3/2	ST	P	ST						
85 Lutz, Isaac	3/-	P	P	P						
62 Menet, Michal	3/3	ST	ST	ST						
73 Miranda, Mike	3/3	ST	ST	ST						
97 Mustipher, PJ	3/3	ST	ST	ST						
28 Oweh, Jayson	3/3	ST	ST	ST						
92 Pinegar, Jake	3/-	P	P	P						
9 Porter, Joey	3/3	ST	ST	ST						
2R Rudolph, Tyler	1/-	-	P	-						
55 Shelton, A.	3/3	ST	ST	ST						
34 Simmons, Shane	3/-	P	P	P						
12 Smith, Brandon	3/3	ST	ST	ST						
95 Stoll, Chris	3/-	P	P	P						
98 Stout, Jordan	3/-	P	P	P						
86 Strange, B.	3/-	P	P	P						
6 Sullivan-Brown	1/-	-	P	-						
0 Sutherland, J.	3/-	P	P	P						
46 Tarburton, Nick	3/-	P	P	P						
69 Thorpe, C.J.	3/3	ST	ST	ST						
18 Toney, Shaka	3/3	ST	ST	ST						
9X Vilbert, Smith	1/-	-	-	P						
38 Wade, Lamont	3/3	ST	ST	ST						
5W Walker, Rasheed	3/3	ST	ST	ST						
79 Wallace, Caedan	3/1	ST	P	P						
3 Washington, P.	3/3	ST	ST	ST						
5A Whigan, Anthony	3/-	P	P	P						
8 Wilson, Marquis	3/-	P	P	P						