

GAME #6

898 WINS (8th in Nation)

50 BOWL GAMES (T-9th in Nation)

30 BOWL WINS (T-4th in Nation)

101 FIRST-TEAM ALL-AMERICANS



VS.



University Park, Pa.
Beaver Stadium (106,572)

Series: Michigan, 14-9
Last Meeting: Penn State, 28-21
October 19, 2019 - Beaver Stadium



PENN STATE
NITTANY LIONS

0-5, 0-5 Big Ten
H: 0-3, A: 0-3, N: 0-0

Head Coach: James Franklin (East Stroudsburg '95)
Record at Penn State (7th season): 56-28 (0.667)
Career Record (10th season): 80-43 (0.650)
vs. Michigan: 2-4

SCHEDULE/RESULTS

Date	Time	Location	Score	TV
10.24	8/7	at RV/RV Indiana*	L, 35-36 (OT)	FS1
10.31	18/17	3/3 Ohio State*	L, 25-38	ABC
11.7	RV/RV	Maryland*	L, 19-35	BTN
11.14		at Nebraska*	L, 23-30	FS1
11.21		RV/- Iowa*	L, 21-41	BTN
11.28		at Michigan*	noon	ABC
12.5		at Rutgers*		
12.12		Michigan State*		
12.19		Big Ten Champions Week		

* - B1G game Rankings: AP/Coaches



PxP: Dave Pasch
Analyst: Mike Golic
Sideline: Paul Carcatera



PxP: Steve Jones
Analyst: Jack Ham
Local: 99.5 & 103.7 FM/1450 AM
Web: GoPSUsports.com
Sirius/XM/Internet: 132/207/967

BY THE NUMBERS

527

Receiving yards by Jahan Dotson are the most by a Penn State receiver through the first five games of a season since 2013

81

Passing yards away from 4,000 career yards by Sean Clifford

33

Tackles by Jayson Oweh are the most by a Penn State DL in the first five games of a season since at least 2000

23

Games with 10 or more tackles for loss since 2014

MICHIGAN
WOLVERINES

2-3, 2-3 Big Ten
H: 0-2, A: 2-1, N: 0-0

Head Coach: Jim Harbaugh (Michigan '86)
Record at Michigan (6th season): 49-21 (.700)
Career Record (17th season): 151-67-1 (.693)
vs. Penn State: 3-2

SCHEDULE/RESULTS

Date	Time	Location	Score	TV
10.24	18/17	at 21/21 Minnesota*	W, 49-24	ABC
10.31	13/14	Michigan State*	L, 24-27	FOX
11.7	23/25	at 13/13 Indiana*	L, 21-38	FS1
11.14		13/14 Wisconsin*	L, 11-49	ABC
11.21		at Rutgers*	W, 48-42 (3 OT)	BTN
11.28		Penn State*	noon	ABC
12.5		-RV Maryland*		
12.12		at 3/3 Ohio State*	noon	FOX
12.19		Big Ten Champions Week		

* - B1G game Rankings: AP/Coaches

INSIDE THE GAME

PENN STATE VISITS MICHIGAN FOR THANKSGIVING WEEKEND MATCHUP

- OPENING KICK:** Penn State travels to Michigan for a Big Ten East showdown on Saturday. Coverage is set to begin at noon on ABC.
- HIGH-SCORING AFFAIR:** Among the last eight Penn State-Michigan matchups, the winner has scored at least 40 points five times with each team winning four of those games. However, the 2019 edition featured a 28-21 win by the Nittany Lions. Penn State built a 21-0 lead in the second quarter, including two passing touchdowns and a rushing score by QB **Sean Clifford**. Michigan rallied back with a chance to tie the game in the final minutes, but S **Lamont Wade** broke up a pass in the end zone on fourth-and-goal with 2:01 left in the game. Former receiver KJ Hamler tallied 108 receiving yards and two touchdowns and had a key 4-yard rush to seal the game.
- DOTSON CONTINUES STRONG START:** Since 2000, junior WR **Jahan Dotson** is the only Penn State receiver to total at least 30 receptions, 525 yards receiving and six receiving touchdowns in the first five games of a season. Dotson earned his third 100-yard receiving game of the season with eight catches for 139 yards and a touchdown against Iowa.
- OWEH MAKING STOPS:** DE **Jayson Oweh** has made 33 tackles in the first five games, becoming just the second Penn State defensive lineman since 2000 to total 30 or more, joining DaQuan Jones in 2013 (30). Oweh's 5.5 tackles for loss are tied for the team lead with DE **Shaka Toney**.
- THE OPPOSITION:** Michigan owns a 2-3 record after a 48-42 win over Rutgers in three overtimes. In the third overtime period, Michigan got the ball and Hassan Haskins scored on a 1-yard run. Daxton Hill sealed the win with an interception to end Rutgers' possession. The Wolverines gained a season-high 496 yards, its third game with over 400 total yards this year.

BREAKDOWN

Category	Penn State	Michigan	Notes
RUSHING	Penn State: Devyn Ford	Michigan: Hassan Haskins	56 for 209 yds (41.8), 2 TD / 46 for 272 yds (54.4), 4 TD
PASSING	Penn State: Sean Clifford	Michigan: Joe Milton	87-of-152, 1,070 yds (214.0), 11 TD/8 INT / 79-of-138, 1,056 yds (211.2), 4 TD/4 INT
RECEIVING	Penn State: Jahan Dotson	Michigan: Ronnie Bell	31 for 527 yds (105.4), 6 TD / 22 for 361 yds (72.2), 1 TD
DEFENSE	Penn State: Jayson Oweh	Michigan: Josh Ross	33 tkls, 5.5 TFL / 41 tkls, 1.5 TFL, 1.0 Sacks, 1 INT

RANKINGS COMPARISON

PSU	FBS	Conf	Stat	Conf	FBS	UM
46.2	30	3	3rd Down Offense Pct.	11	97	35.5
46.6	103	10	3rd Down Defense Pct.	9	97	45.5
57.3	97	11	Completion Pct.	8	78	59.5
15.3	113	11	Kick Return Avg.	2	23	23.6
279.0	28	4	Passing Offense	5	29	278.0
221.6	47	4	Passing Defense	13	102	273.4
16.0	7	1	Punt Return Avg.	6	49	9.0
90.0	104	12	Red Zone Defense	14	119	95.5
65.0	125	14	Red Zone Offense	10	85	78.9
138.6	39	5	Rushing Defense	9	63	163.6
139.0	85	9	Rushing Offense	11	102	123.2
36.0	101	12	Scoring Defense	12	101	36.0
24.6	90	110	Scoring Offense	5	51	30.6
2.4	56	5	Team Sacks	11	96	1.6
32:19	24	5	Time of Possession	12	116	26:04
360.2	36	4	Total Defense	10	90	437.0
418.0	49	4	Total Offense	6	61	401.2
-9	124	13	Turnover Margin	8	76	-2

TABLE OF CONTENTS

Page 2	Quick Facts/National Polls/This Day in History	Page 12	Defense Notes	Page 22-25	Records Watch
Page 3	B1G/Media Info	12	Coaching Staff Notes	Page 26-30	Game Recaps
Page 4-6	Head Coach James Franklin	Page 13	Special Teams Notes	Page 31-41	Player Bios
Page 7	Iowa Series History	13	Virtual Valley	Page 42-44	Season Statistics
Page 8	Iowa Notes	Page 12-16	Season Notes	Page 45-53	Game-by-Game Statistics
8	National Nits/Penn State United	14	Preseason Honors	Page 54-55	Long Plays
Page 9	Highlights	15	Medical Protocols	Page 56	Start Chart
9	At the Start/Nittany Lions in the NFL	16	NFL/Future Schedules	Page 57	The Last Time...
Page 10-12	Offense Notes	Page 17	Depth Chart/Pronunciations/Asst. Coaches	Page 58	Participation Chart
10	Winningest Programs	Page 18-19	Numerical Roster		
11	Season Honors/Coaching Staff POTW	Page 20-21	Alphabetical Roster		

2 2020 PENN STATE FOOTBALL

PROGRAM NOTES

SUSTAINED EXCELLENCE

Penn State and Wisconsin are the only Big Ten teams to have posted a winning season the last 15 consecutive years. Penn State is one of five teams (Penn State, Boise State, LSU, Oklahoma, Wisconsin) in the Football Bowl Subdivision (FBS) to have a winning record each of the last 15 years. Penn State holds the FBS record for most consecutive seasons without a losing record at 49 (1939-87). (ESPN Stats & Info)

ACADEMIC EXCELLENCE

A total of 480 of Penn State football student-athletes, including 28 in 2018, have earned Academic All-Big Ten honors since 1993 for owning at least a 3.0 grade point average and being a letterwinner.

ONE OF NATION'S TOUGHEST HOME VENUES

Penn State owns a superlative 297-77 (0.794) record inside Beaver Stadium, the nation's second-largest facility, which opened in 1960 and has a capacity of 106,572.

QUICK FACTS

UNIVERSITY

NAME	The Pennsylvania State University
LOCATION	University Park, Pa.
FOUNDED	1855
ENROLLMENT	45,901 (UP Overall)
NICKNAME	Nittany Lions
COLORS	Blue & White
CONFERENCE	Big Ten
DIVISION	NCAA Division I
STADIUM	Beaver Stadium (106,572)
STADIUM SURFACE	Natural Grass
PRESIDENT	Dr. Eric Barron
V.P. FOR INTERCOLLEGIATE ATHLETICS	Sandy Barbour
HEAD COACH	James Franklin (7th Season)
FOOTBALL OFFICE	814-865-0412
TICKET OFFICE	1-800-NITTANY

FOOTBALL HISTORY

FIRST YEAR	1887
ALL-TIME RECORD (134th Season)	898-398-42 (.687) 8th in victories
ALL-TIME BIG TEN RECORD (28th Season)	140-85 (.622)
ALL-TIME BOWL RECORD	30-18-2 (.612) T-4th in bowl victories
YEARS IN POSTSEASON PLAY	50 T-9th in bowl appearances
BEAVER STADIUM RECORD	297-77 (0.794)

ASSISTANT COACHES

KIRK CIARROCCA	Temple; 1990 Offensive Coordinator/Quarterbacks (1st Season)
BRENT PRY	Buffalo; 1993 Defensive Coordinator/Linebackers (7th Season)
JOE LORIG	Western Oregon; 1995 Special Teams Coordinator/Outside Linebackers (2nd Season)
TIM BANKS	Central Michigan; 1995 Co-Defensive Coordinator/Safeties (5th Season)
TYLER BOWEN	Maryland; 2010 Co-Offensive Coordinator/ Offensive Recruiting Coordinator/Tight Ends (3rd Season)
JOHN SCOTT JR.	Western Carolina; 2000 Defensive Line (1st Season)
JA'UAN SEIDER	West Virginia; 2000 Run Game Coordinator/Running Backs Coach (3rd Season)
TERRY M. SMITH	Penn State; 1991 Assistant Head Coach/ Defensive Recruiting Coordinator/Cornerbacks (7th Season)
TAYLOR STUBBLEFIELD	Purdue; 2004 Wide Receivers (1st Season)
PHIL TRAUTWEIN	Florida; 2007 Offensive Line (1st Season)
DWIGHT GALT	Maryland; 1981 Assistant AD of Performance Enhancement (7th Season)

NATIONAL POLLS

PENN STATE IN THE POLLS

Date	CFP	AP	COACHES
Preseason	N/A	7	7
Week 3 (9/13)	N/A	*	*
Week 4 (9/20)	N/A	*	*
Week 5 (9/27)	N/A	10	10
Week 6 (10/4)	N/A	9	8
Week 7 (10/11)	N/A	9	8
Week 8 (10/18)	N/A	8	7
Week 9 (10/25)	N/A	18	17
Week 10 (11/1)	N/A	RV	RV
Week 11 (11/8)	N/A	-	-
Week 12 (11/15)	N/A	-	-
Week 13 (11/22, 24)	N/A	-	-
Week 14 (11/29, 12/1)			
Week 15 (12/6, 8)			
Week 16 (12/13, 15)			
Week 17 (12/20)			

*Did not appear when season was initially postponed

AP (Week 13)

1. Alabama (62)	7-0	1550
2. Notre Dame	8-0	1471
3. Ohio State	4-0	1440
4. Clemson	7-1	1358
5. Texas A&M	5-1	1249
6. Florida	6-1	1223
7. Cincinnati	8-0	1201
8. BYU	9-0	1109
9. Oregon	3-0	951
10. Miami	7-1	936
11. Northwestern	5-0	922
12. Indiana	4-1	899
13. Georgia	5-2	828
14. Oklahoma	6-2	693
15. Iowa State	6-2	658
16. Coastal Carolina	8-0	622
17. Marshall	7-0	542
18. Wisconsin	2-1	540
19. USC	3-0	461
20. Texas	5-2	321
21. Oklahoma State	5-2	289
22. Auburn	5-2	259
23. Louisiana	7-1	218
24. Tulsa	5-1	164
25. North Carolina	6-2	108

Others receiving votes: Washington 35, Liberty 31, Nevada 23, SMU 17, Iowa 15, Boise State 6, Florida Atlantic 5, San José State 3, Buffalo 3.

2020 Opponents in bold

COLLEGE FOOTBALL PLAYOFF

Rankings will be issued five times in 2020, including Selection Day, Sunday, December 20. The dates will be as follows:

- Tuesday, November 24 (7 p.m.)
- Tuesday, December 1 (7 p.m.)
- Tuesday, December 8 (7 p.m.)
- Tuesday, December 15 (7 p.m.)
- Sunday, December 20 - Selection Day (Noon)
- For more information on rankings, the selection committee protocol and voting process, visit collegefootballplayoff.com.

AMWAY COACHES (Week 13)

1. Alabama (59)	7-0	1547
2. Notre Dame (2)	8-0	1469
3. Ohio State (1)	4-0	1425
4. Clemson	7-1	1353
5. Florida	6-1	1256
6. Texas A&M	5-1	1241
7. Cincinnati	8-0	1166
8. BYU	9-0	1103
9. Miami	7-1	1005
10. Georgia	5-2	897
11. Oregon	3-0	876
12. Indiana	4-1	821
13. Northwestern	5-0	813
14. Oklahoma	6-2	756
15. Iowa State	6-2	685
16. Marshall	7-0	563
17. Coastal Carolina	8-0	530
18. USC	3-0	508
19. Auburn	5-2	427
20. Wisconsin	2-1	409
21. Texas	5-2	306
22. Oklahoma State	5-2	299
23. North Carolina	6-2	205
24. Louisiana	7-1	165
25. Tulsa	5-1	120

Others receiving votes: Nevada 39, Liberty 27, Missouri 24, Washington 17, San Jose State 13, Maryland 13, Boston College 12, NC State 12, Boise State 11, SMU 10, Memphis 9, Army 6, Appalachian State 6, LSU 3, Purdue 2, Iowa 1.

THIS DAY IN HISTORY

NOV. 28

RECORD: 6-4
STREAK: W3

NOTABLE

- In 1907, Penn State's former football captains and managers meet in Pittsburgh on Thanksgiving evening to form an organization that becomes the forerunner of today's Varsity Letterman's Club.
- In 1912, Penn State's greatest team to date beats Pitt, 38-0, on Thanksgiving Day at Forbes Field to finish with an 8-0 record, outscoring opponents 256-6 and ending a two-year run of 16-0-1. Pete Mauthe sets the record for the longest field goal with a 51-yard boot. The kick remains the record until broken by Chris Bahr in 1975. Mauthe scores a total of 20 points, with two touchdowns and five extra points. Mauthe also sets an individual season scoring record of 119 points, that is not broken until 1971, with 11 touchdowns, eight field goals and 29 PATs.
- In 1931, Penn State ends a seven-game losing streak, which remains the school record, by beating Lehigh, 31-0, in a postseason game for charity at Philadelphia's Franklin Field and ends the season with its worst record in history, 2-8.
- In 1981, Penn State pulls off one of its finest come-from-behind victories, snapping back from a 14-0 second-quarter deficit to rout No. 1 Pitt, 48-14, and end the national title chances of the Sugar Bowl-bound Panthers before a national television audience and 60,260 at Pitt Stadium. The victory was sparked by interceptions of Dan Marino passes by Roger Jackson and Mark Robinson and the passing combination of Todd Blackledge to Kenny Jackson.

Year	Site	Result
1912	A	Penn State 38, Pittsburgh 0
1918	A	Pittsburgh 28, Penn State 6
1929	A	Pittsburgh 20, Penn State 7
1931	H	Penn State 31, Lehigh 0
1974	N	Penn State 31, Pittsburgh 10
1980	H	Pittsburgh 14, Penn State 9
1981	A	Penn State 48, Pittsburgh 14
1991	A	Penn State 32, Pittsburgh 20
1998	H	Penn State 51, Michigan State 28
2015	A	Michigan State 55, Penn State 16

BIG PLAYERS OF THE WEEK

OCT. 24

OFF:David Bell, Purdue
 Graham Mertz, Wisconsin
 DEF:.....Jamar Johnson, Indiana
Olakunle Fatukasi, Rutgers
 ST:.....Charlie Kuhbander, Northwestern
 FR:.....Graham Mertz, Wisconsin

NOV. 21

OFF:.....Ty Fryfogle, Indiana
 DEF:.....Blake Gallagher, Northwestern
 ST:.....Giles Jackson, Michigan
 FR:.....Brandon Joseph, Northwestern

OCT. 31

OFF:Taulia Tagovailoa, Maryland
 Justin Fields, Ohio State
 DEF:.....Tommy Togiai, Ohio State
 ST:.....Charles Campbell, Indiana
 FR:.....Ricky White, Michigan State
Brandon Joseph, Northwestern

NOV. 7

OFF:.....Mohamed Ibrahim, Minnesota
 DEF:.....Chris Bergin, Northwestern
 ST:.....Charlie Jones, Iowa
 FR:.....Rakim Jarrett, Maryland

NOV. 14

OFF:.....Ty Fryfogle, Indiana
 DEF:.....Zach Van Valkenburg, Iowa
 ST:.....James McCourt, Illinois
 FR:.....Isaiah Williams, Illinois

BIG STANDINGS

EAST	BIG TEN			OVERALL			
	W-L	%	W-L	%	AP	USA	
Ohio State	4-0	1.000	4-0	1.000	2-0	2-0	
Indiana	4-1	.800	4-1	.800	2-1	2-1	
Maryland	2-1	.667	2-1	.667	0-0	0-0	
Michigan	2-3	.400	2-3	.400	1-2	1-2	
Michigan State	1-3	.250	1-3	.250	1-1	1-1	
Rutgers	1-4	.200	1-4	.200	0-2	0-2	
PENN STATE	0-5	.000	0-5	.000	0-1	0-1	

WEST	BIG TEN			OVERALL			
	W-L	%	W-L	%	AP	USA	
Northwestern	5-0	1.000	5-0	1.000	1-0	1-0	
Wisconsin	2-1	.667	2-1	.667	0-1	0-1	
Iowa	3-2	.600	3-2	.600	0-0	0-0	
Purdue	2-2	.500	2-2	.500	0-1	0-1	
Minnesota	2-3	.400	2-3	.400	0-1	0-1	
Illinois	2-3	.400	2-3	.400	0-1	0-1	
Nebraska	1-3	.250	1-3	.250	0-1	0-1	

BIG TEN SCHEDULE (All Times Eastern)

Friday, Nov. 27

Nebraska at Iowa, 1 p.m. (FOX)

Saturday, Nov. 28

Penn State at Michigan, noon (ABC)

Ohio State at Illinois, noon (FS1)

Maryland at Indiana, noon (ESPN2)

Minnesota at Wisconsin, 2 p.m. (BTN)

Northwestern at Michigan State, 3:30 p.m. (ESPN2)

Rutgers at Purdue, 4 p.m. (FS1)

Saturday, Dec. 5

Penn State at Rutgers

Indiana at Wisconsin

Nebraska at Purdue

Maryland at Michigan

Northwestern at Minnesota

Ohio State at Michigan State

Iowa at Illinois

PENN STATE MEDIA SERVICES

FOOTBALL CONTACTS

Greg Kincaid (Primary)
 Cell: 814-753-2910

E-mail: grk5016@psu.edu
 Twitter: @grk5016

Kris Petersen (Coaches)
 Cell: 814-883-4581

E-mail: kap18@psu.edu
 Twitter: @GoPSUKris

Paul Marboe
 Cell: 814-777-7604

E-mail: prms118@psu.edu
 Twitter: @pmarboe33

Assoc. AD for Strategic Communications:

Kris Petersen

Associate Directors:

Rose Carter, Greg Kincaid

Assistant Directors:

Pat Donghia, John Hanna,
 Matt Jackson, Paul Marboe, Nicole Praga,
 Ryan Snyder, Kevin Stoicovy, Chelsea Vielhauer

Admin. Assistant:

Cristin Guiher

Strategic Communications Office:

814-865-1757

Website:

GoPSUsports.com

Address:

101D Bryce Jordan Center,
 University Park, Pa., 16802

SUNDAY:

9 a.m. - Updated stats available at GoPSUsports.com.

MONDAY:

8 p.m. - Game Notes available at GoPSUsports.com.

TUESDAY:

12:30 p.m. - Penn State Weekly Press Conference
 James Franklin available for questions via Zoom.
 To ask a question please contact the Strategic Communications
 Office at 814-865-1757 prior to 11 a.m. ET. Please contact Strategic
 Communications for information for video/audio from the press
 conference.

6:05 p.m. - "The Penn State Coaches Show Featuring James Franklin
 Presented by Pepsi" broadcast live on the Penn State Sports Network
 and LionVision on GoPSUsports.com.

TUESDAY-WEDNESDAY:

9 a.m. - 2 p.m. - Player Interviews
 Selected players available interviews via Zoom. For information, please
 contact Greg Kincaid in PSU Strategic Communications.

WEDNESDAY:

Approximately 6:35 p.m. - Post-Practice Zoom Conference
 James Franklin and one player will be available post-practice via Zoom.

THURSDAY:

No coach/player availability

SATURDAY:

Postgame: James Franklin and selected players will be available
 immediately following the game.
 Please contact Strategic Communications for Zoom conference
 information and access to the Media Center to download audio and
 video.

BIG TEN MEDIA SERVICES

BIG TEN CONFERENCE RELEASE/STATISTICS: The Big Ten
 Conference football release, with standings and statistics, is
 available at www.bigten.org.

BIG TEN PLAYERS OF THE WEEK: The Big Ten Conference will be
 announcing Players of the Week every Monday during the season.

MONDAY	TUESDAY	WEDNESDAY	THURSDAY	FRIDAY	SATURDAY	SUNDAY
Game Notes Available by 8 p.m. on GoPSUsports.com	James Franklin Press Conference via Zoom 12:30 p.m. (ET) Player Zoom Conferences The Penn State Coaches Show Presented by Pepsi 6:05 p.m. GoPSUsports.com	James Franklin via Zoom Approx. 6:35 p.m. Player Zoom Conferences	No Coach/Player Availability	No Coach/Player Availability	Michigan noon Big Ten Network/Penn State Sports Network Beaver Stadium	Updated Statistics Available 9 a.m. GoPSUsports.com



FRANKLIN FILE

Born: February 2, 1972
Hometown: Langhorne, Pa.
Wife: Fumi
Daughters: Shola & Addison

Education:
 Neshaminy High School, 1990
 East Stroudsburg, 1995; B.S. in Psychology
 Washington State, 1999; M.A. in Educational Leadership

Playing Career:
 East Stroudsburg; Quarterback, 1991-94

Coaching Experience

Year	Position	Team
2014-pres.	Head Coach	Penn State
2011-13	Head Coach	Vanderbilt
2008-10	Asst HC/Off. Coord./QBs	Maryland
2006-07	Off. Coord./QBs	Kansas State
2005	Wide Receivers	Green Bay Packers
2000-04	Recruiting Coord./WRs	Maryland
1999	Wide Receivers	Idaho State
1998	Grad. Asst./Tight Ends	Washington State
1997	Wide Receivers	James Madison
1996	Grad. Asst./Secondary	East Stroudsburg
1995	Wide Receivers	Kutztown

CAREER RECORD

VANDERBILT

Year	Overall	Conf.	Final AP; Notes
2011	6-7	2-6	Liberty Bowl (L)
2012	9-4	4-4	No. 23; Music City Bowl (W)
2013	9-4	5-3	No. 20; BBVA Compass Bowl (W)
3 yrs	24-15	11-13	

PENN STATE

Year	Overall	Conf.	Final AP; Notes
2014	7-6	2-6	Pinstripe Bowl (W, OT)
2015	7-6	4-4	TaxSlayer Bowl (L)
2016	11-3	8-1	No. 7; Big Ten Champs, Rose Bowl (L)
2017	11-2	7-2	No. 8; Fiesta Bowl (W)
2018	9-4	6-3	No. 17; Citrus Bowl (L)
2019	11-2	7-2	No. 9; Cotton Bowl (W)
2020	0-5	0-5	
7 yrs	56-28	34-23	

CAREER

	Overall	Conf.	Bowls
10 yrs	80-43	45-36	Won 5, Lost 4

HEAD COACH JAMES FRANKLIN

CAREER AT A GLANCE

- Franklin was named the 16th head football coach in the storied history of the Nittany Lion program on January 11, 2014.
- Franklin is one of four current FBS head coaches to lead his teams to a bowl game in each of his first nine seasons as a head coach.
- Franklin is one of three current Big Ten coaches (Ryan Day, Kirk Ferentz) to have won a Big Ten Championship.
- He owns an 80-43 career record, with eight consecutive winning seasons, entering 2020.
- Franklin has led his teams to three Top 10 finishes (3 at Penn State) and six Top 25 finishes (2 at Vanderbilt; 4 at Penn State).
- Under Franklin, Penn State is one of four teams (Clemson, Ohio State, Oklahoma) to rank in the top 12 of the CFP final rankings in each of the last four seasons.
- Franklin has led the Nittany Lions to three New Year's Six bowls - 2016 (Rose), 2017 (Fiesta) and 2019 (Cotton) - in the last four years, making Penn State one of eight teams to accomplish the feat. Penn State last went to three New Year's Six bowls in four years in 1980-83 (1980 Fiesta, 1982 Fiesta, 1983 Sugar).
- Franklin's squads have won two New Year's Six bowl games in the last three years, making the Nittany Lions one of seven teams to do so.
- Franklin guided Penn State to back-to-back New Year's Six bowls in 2016 (Rose) and 2017 (Fiesta) for the first time since 1985 (Orange) and 1986 (Fiesta).
- Over the last four years, Penn State has 42 wins, the most in program history for the Big Ten era, and 28 league wins, a program-best.
- Franklin has led Penn State to 32 home wins in the past five seasons to rank fourth in the FBS. Those 32 wins have included a trio of undefeated home slates.
- Franklin has 25 years of coaching experience at the collegiate and NFL level.
- In his first nine years as a head coach, Franklin mentored 81 players who have gone on to the NFL ranks.
- Penn State had six players selected in both the 2018 and 2019 NFL Draft and five players picked in 2020, marking the third-straight year that Penn State has had at least five draft picks, the first time that has happened since 1991-93. Penn State is only one of five programs to produce at least five draft picks in each of the last three drafts.
- Franklin has secured top-25 recruiting classes each of his last eight seasons, including a top-5 class at Penn State in 2018.

NITTANY LIONS ON THE FIELD

- Penn State earned its third 11-win season in the last four years with an 11-2 record in 2019, including a win over No. 17 Memphis in the Goodyear Cotton Bowl Classic. The Nittany Lions posted their fourth-straight top 12 finish in the final CFP rankings, coming in 10th, and were ranked ninth in the final Associated Press and Amway Coaches polls to earn their 25th AP Top 10 finish. Franklin was a finalist for the Paul "Bear" Bryant National Coach of the Year award for the second time at Penn State (2016) and third time in his head coaching career.
- In 2018, the Nittany Lions posted their third-straight season with at least nine wins with a 9-4 overall record, earning a berth in the VRBO Citrus Bowl. Penn State finished No. 12 in the final CFP rankings and No. 17 in the Associated Press and Amway Coaches polls.
- Penn State dimmed as high as No. 2 in the rankings in 2017 and appeared in a second-straight New Year's Six bowl, earning a 35-28 win over No. 11 Washington in the PlayStation Fiesta Bowl. At 11-2, the Nittany Lions earned back-to-back 11-win seasons for the fifth time in program history and first time since 2008 and 2009. Penn State finished the season No. 8 in the Associated Press and Amway Coaches polls and No. 9 in the final CFP rankings.
- Penn State surged in 2016, winning nine consecutive games en route to the Big Ten Championship, a Rose Bowl berth and an 11-3 overall record. Penn State finished the season ranked No. 5 in the College Football Playoff rankings and No. 7 in the Associated Press and Amway Coaches polls. It was Penn State's highest finish in the polls since 2005. The Lions claimed their fourth overall Big Ten Championship and first outright title since 1994 with a thrilling, 38-31 comeback win over Wisconsin in the Big Ten Championship Game. Franklin was honored as Sporting News National Coach of the Year and the Woody Hayes National Coach of the Year, as well as the Dave McLain Big Ten Coach of the Year and Associated Press Big Ten Coach of the Year.
- Franklin guided the Nittany Lions to a 7-6 record in 2015 and a berth in the TaxSlayer Bowl.
- Franklin's first season in 2014 was bookended with a pair of thrilling victories for the Nittany Lions. It began with a final-play 26-24 victory over UCF in Dublin, Ireland, in Penn State's first-ever international game and ended with a comeback, a 31-30 overtime win over Boston College in the New Era Pinstripe Bowl in Yankee Stadium. Franklin became just the third Penn State coach to lead the team to at least seven wins in his first season, joining Dick Harlow (1915) and Bill O'Brien (2012), and he guided the Nittany Lions to a 4-0 start, joining Harlow as the only first-year Penn State coaches to win their initial four games.

NITTANY LIONS IN THE CLASSROOM

- The Nittany Lions posted their first 1,000 single-year APR in program history in 2018-19, topping the previous high of 993 in 2014-15.
- Punter Blake Gillikin took home CoSIDA Academic All-America® first-team honors in 2019 for the second-straight year to become the 12th two-time first-team selection in Penn State history. He graduated with a perfect 4.0 grade-point average in May. Gillikin's two first-team CoSIDA Academic All-America honors increase Penn State football's total to 67 honorees, which ranks second in Division I football history.
- Trace McSorley was selected as a 2018 National Football Foundation (NFF) Scholar-Athlete and a finalist for the Campbell Trophy, known as the "Academic Heisman." He was the 18th Nittany Lion to be selected as an NFF Scholar-Athlete.
- The Nittany Lions had a program-record 35 student-athletes claim Academic All-Big Ten honors in the fall of 2017.
- Tyler Yazujian collected a berth on the CoSIDA Academic All-America® first team in 2016 after an appearance on the second team in 2015.
- The 2020 spring semester saw the Nittany Lions post a record 89 squad members with at least a 3.0 grade-point average (GPA) with the University's alternative COVID-19 grading system in place. The figure surpassed the mark of 56 set in the 2015 fall semester for the most 3.0 students in a semester in football program history.
- A total of 36 Nittany Lions posted a 3.5 GPA or higher while taking at least 12 credits in the 2020 spring semester, marking a school record for Dean's List honorees. A total of 14 student-athletes posted a perfect 4.0 for the 2020 semester, also a school record.
- A program record nine Nittany Lions were named 2019-20 Big Ten Distinguished Scholars.
- Additionally, 28 Nittany Lions earned Academic All-Big Ten recognition in 2019.
- A total of 52 squad members compiled at least a 3.0 GPA in the fall of 2019, the third-highest semester total in program history.

NITTANY LIONS IN THE COMMUNITY

- The Nittany Lions are active in the community, participating in activities such as Uplifting Athletes, THON, Pennsylvania Special Olympics Summer Games, State College Area Food Bank and Penn State Hershey Children's Hospital visits.
- On June 15, 2020, Franklin was named to the Big Ten Anti-Hate and Anti-Racism Coalition.
- As part of the Cotton Bowl festivities in 2019, Franklin and his family made a \$10,000 financial commitment to the Dallas Children's Hospital.
- In August 2019, Franklin was named a Penn State University Renaissance Fund honoree, which awards outstanding community members for helping students in need.

BOWL GAMES AS A COACH

As a Head Coach:

2019 Cotton Bowl	PSU	W	53-39
2019 Citrus Bowl	PSU	L	27-24
2017 Fiesta Bowl	PSU	W	35-28
2017 Rose Bowl	PSU	L	52-49
2016 TaxSlayer Bowl	PSU	L	24-17
2014 Pinstripe Bowl	PSU	W	31-30 (OT)
2014 BBVA Compass Bowl	VU	W	41-24
2012 Music City Bowl	VU	W	38-24
2011 Liberty Bowl	VU	L	31-24

As an Assistant Coach:

2010 Military Bowl	UMD	W	51-20
2008 Humanitarian Bowl	UMD	W	42-35
2006 Texas Bowl	KSU	L	37-10
2002 Orange Bowl	UMD	L	56-23
2004 Gator Bowl	UMD	W	41-7
2002 Peach Bowl	UMD	W	30-3

COACHING HONORS

2019	Paul "Bear" Bryant Coach of the Year Finalist
2016	Sporting News National Coach of the Year
	Woody Hayes National Coach of the Year
	Maxwell Club Tri-State Coach of the Year
	College Sports Madness National Coach of the Year
	Eddie Robinson Coach of the Year Finalist
	Paul "Bear" Bryant Coach of the Year Finalist
	Associated Press Coach of the Year Finalist
	George Munger College Coach of the Year Semifinalist
	Big Ten Dave McClain Coach of the Year (media vote)
	Associated Press Big Ten Coach of the Year
	Athlon Sports Big Ten Coach of the Year
	ECAC Division I FBS Coach of the Year
	The Dodd Trophy Coach of the Week. (Oct. 24)
2012	Paul "Bear" Bryant Coach of the Year Finalist

ALL-AMERICANS AS A HEAD COACH

2019	Micah Parsons . 1st Team (Consensus)	2015	Carl Nassib 1st Team (Consensus)
	Pat Freiermuth 2nd Team	2014	Mike Hull 2nd Team
2017	Saquon Barkley . 1st Team (Consensus)	2013	Jordan Matthews 1st Team
	Mike Gesicki 2nd Team	2012	Jordan Matthews 3rd Team
2016	Saquon Barkley 3rd Team	2011	Casey Hayward 2nd Team

AWARD WINNERS AS A HEAD COACH

2019	Micah Parsons	Butkus-Fitzgerald Big Ten Linebacker of the Year
2017	Saquon Barkley	Paul Hornung Award Winner
		Graham-George Big Ten Offensive Player of the Year
		Ameche-Dayne Big Ten Running Back of the Year
		Rodgers-Dwight Big Ten Return Specialist of the Year
		Chicago Tribune Silver Football Award
	Brandon Smith	Allstate AFCA Good Works Team
2016	Saquon Barkley	Graham-George Big Ten Offensive Player of the Year
		Ameche-Dayne Big Ten Running Back of the Year
		Chicago Tribune Silver Football Award
	Tyler Davis	Vlade Award
2015	Carl Nassib	Rotary Lombardi Award
		Ted Hendricks Award
		Lott IMPACT Award
		CBS Sports National Defensive Player of the Year
		Nagurski-Woodson Big Ten Defensive Player of the Year
	Ben Kline	Allstate AFCA Good Works Teams
2014	Mike Hull	Butkus-Fitzgerald Big Ten Linebacker of the Year

NFL DRAFT PICKS

As a Head Coach:

2020	Yetur Gross-Matos	2	38	Panthers	Adrian Amos	5	142	Bears
	KJ Hamler	2	46	Broncos	Jesse James	5	160	Steelers
	John Reid	4	141	Texans	2014 Jordan Matthews	2	42	Eagles
	Cam Brown	6	183	Giants	Wesley Johnson	5	173	Steelers
	Robert Windsor	6	193	Colts	Andre Hal	7	216	Texans
2019	Miles Sanders	2	53	Eagles	2013 Zac Stacy	5	160	Rams
	Connor McGovern	3	90	Cowboys	Ryan Seymour	7	220	Seahawks
	Shareef Miller	4	138	Eagles	2012 Casey Hayward	2	62	Packers
	Amani Oruwariye	5	146	Lions	Tim Fugger	7	214	Colts
	Trace McSorley	6	197	Ravens	(V) - Indicates Franklin coached NFL Draft pick while at Vanderbilt.			
	Nick Scott	7	243	Rams				
2018	Saquon Barkley	1	2	Giants				
	Mike Gesicki	2	42	Dolphins	As an Assistant Coach:			
	Oren Burks (V)	3	88	Packers	2011 Torrey Smith	2	58	Ravens
	Troy Apke	4	109	Redskins	Da'Rel Scott	7	211	Giants
	DaeSean Hamilton	4	113	Broncos	2010 Bruce Campbell	4	106	Raiders
	Marcus Allen	5	148	Steelers	2009 Darrius Heyward-Bey	1	7	Raiders
	Christian Campbell	6	182	Cardinals	Josh Freeman	1	17	Buccaneers
2017	Zach Cunningham (V)	2	57	Texans	Jaimie Thomas	7	236	Colts
	Chris Godwin	3	84	Buccaneers	Dan Gronkowski	7	255	Lions
	Will Holden (V)	5	157	Cardinals	2008 Jordy Nelson	2	36	Packers
2016	Austin Johnson	2	43	Titans	2007 Yamon Figurs	3	74	Ravens
	Christian Hackenberg	2	51	Jets	Thomas Clayton	6	186	49ers
	Carl Nassib	2	65	Browns				
	Anthony Zettel	6	202	Lions				
	Jordan Lucas	6	204	Dolphins				
	Stephen Weatherly (V)	7	227	Vikings				
2015	Donovan Smith	2	34	Buccaneers				

ALL-CONFERENCE SELECTIONS AS A HEAD COACH

2019	Yetur Gross-Matos	1st	2018	Amani Oruwariye	1st	2017	Marcus Allen	1st	2016	Saquon Barkley	1st	2015	Carl Nassib	1st	2013	Kenny Ladler	1st
	Micah Parsons	1st		Yetur Gross-Matos	1st		Saquon Barkley	1st		Tyler Davis	1st		Saquon Barkley	2nd		Jordan Matthews	1st
	Pat Freiermuth	2nd		Trace McSorley	2nd		(RB & RS)			Trace McSorley	2nd		Chris Godwin	2nd		Andre Hal	2nd
	Steven Gonzalez	2nd		Miles Sanders	2nd		Mike Gesicki	1st		Garrett Sickels	2nd		Austin Johnson	2nd		Wesley Johnson	2nd
	KJ Hamler	2nd (WR)		Ryan Bates	3rd		Jason Cabinda	2nd		Anthony Zettel	2nd		Anthony Zettel	3rd	2012	Jordan Matthews	1st
	HM (RS)			Connor McGovern	3rd		Blake Gillikin	2nd		Evan Schwan	3rd		Marcus Allen	HM		Richard Kent	2nd
	Shaka Toney	2nd		Shareef Miller	3rd		DaeSean Hamilton	2nd		Jason Cabinda	3rd		Jason Cabinda	HM		Zac Stacy	2nd
	Cam Brown	3rd		Pat Freiermuth	HM		Trace McSorley	2nd		Marcus Allen	3rd		Grant Haley	HM	2011	Tim Fugger	2nd
	Tariq Castro-Fields	3rd		Steven Gonzalez	HM		Amani Oruwariye	2nd		Chris Godwin	3rd		DaeSean Hamilton	HM		Casey Hayward	2nd
	Robert Windsor	3rd		KJ Hamler	HM		DeAndre Thompkins	2nd		Brandon Bell	HM		Trevor Williams	HM		Zac Stacy	2nd
	Journey Brown	HM		(WR & RS)			Ryan Bates	3rd		Parker Cothren	HM						
	Sean Clifford	HM		Micah Parsons	HM		Shareef Miller	3rd		Brian Gaia	HM	2014	Mike Hull	1st		HM - honorable mention	
	Will Fries	HM		John Reid	HM		Troy Apke	HM		Blake Gillikin	HM		Anthony Zettel	1st			
	Blake Gillikin	HM		Nick Scott	HM		Christian Campbell	HM		John Reid	HM		Sam Ficken	2nd			
	Michal Menet	HM		Garrett Taylor	HM		Parker Cothren	HM					DaeSean Hamilton	2nd			
	Jan Johnson	HM		Robert Windsor	HM		Grant Haley	HM					Adrian Amos	HM			
	Jake Pinegar	HM					Juwan Johnson	HM					Deion Barnes	HM			
	John Reid	HM											Jesse James	HM			
	Garrett Taylor	HM											Austin Johnson	HM			
	Lamont Wade	HM											Jordan Lucas	HM			
													Angelo Mangiro	HM			
													Trevor Williams	HM			

PENN STATE

Total Offense Highs

673.....Idaho, 2019
643.....Kent State, 2018
619.....at Maryland, 2019
609.....Nebraska, 2017
599.....Iowa, 2016
591.....at Illinois, 2018
579.....at Iowa, 2017
569.....Akron, 2017
565.....Maryland, 2018
549.....at Rutgers, 2016

Total Offense Lows

180.....at Temple, 2015
186.....at Michigan, 2018
191.....at Michigan, 2016
207.....Michigan, 2015
214.....at Michigan, 2014
219.....Maryland, 2014
227.....at Ohio State, 2019
233.....Michigan State, 2014
240.....Ohio State, 2014
264.....Army, 2015

First Down Highs

35.....Idaho, 2019
32.....Nebraska, 2017
31.....at Illinois, 2018
30.....at Maryland, 2019
30.....Maryland, 2020
30.....at Nebraska, 2020
29.....at Iowa, 2017
28.....Maryland, 2016
28.....at Maryland, 2017
28.....Maryland, 2018

First Down Lows

9.....at Temple, 2015
11.....at Michigan, 2018
12.....Army, 2016
13.....at Michigan, 2015
13.....Ohio State, 2016
14.....Northwestern, 2014
14.....at Ohio State, 2015
14.....Michigan, 2015
14.....Pittsburgh, 2017
14.....Michigan State, 2018
14.....Buffalo, 2019
14.....Michigan, 2019

Rushing Yardage Highs

396.....vs. Memphis, 2019
387.....at Illinois, 2018
372.....Maryland, 2016
359.....Iowa, 2016
340.....at Rutgers, 2016
331.....Idaho, 2019
330.....Rutgers, 2015
310.....Maryland, 2018
297.....Kent State, 2018
295.....at Iowa, 2017

Rushing Yardage Lows

16.....Ohio State, 2014
38.....Michigan State, 2014
39.....Indiana, 2017
42.....Maryland, 2014
44.....Ohio State, 2020
48.....at Maryland, 2015
50.....Northwestern, 2014
51.....vs. Wisconsin, 2016
54.....at Michigan, 2014
57.....vs. UCF, 2014

Rushing Attempts Highs

62.....Maryland, 2016
53.....Iowa, 2019
53.....vs. Memphis, 2019
52.....Iowa, 2016
52.....at Indiana, 2020
52.....at Nebraska, 2020
51.....at Iowa, 2017
51.....at Illinois, 2018
49.....at Rutgers, 2016
48.....at Maryland, 2017

Rushing Attempts Lows

22.....Michigan State, 2014
22.....Michigan, 2015
24.....Pittsburgh, 2017
24.....Georgia State, 2017
24.....Buffalo, 2019
25.....Northwestern, 2014
27.....at Temple, 2015
27.....Ohio State, 2020
28.....vs. UCF, 2014
28.....at Michigan, 2016
28.....Minnesota, 2016

Passing Yardage Highs

454.....vs. UCF, 2014
421.....at Maryland, 2019
401.....at Michigan State, 2017
386.....Michigan State, 2016
384.....vs. Wisconsin, 2016
371.....vs. Boston College, 2014
360.....Georgia State, 2017
346.....Nebraska, 2017
346.....Kent State, 2018
342.....vs. Washington, 2017
342.....Idaho, 2019

Passing Yardage Lows

81.....vs. Rutgers, 2019
93.....vs. Illinois, 2014
103.....at Temple, 2015
112.....at Temple, 2014
118.....at Michigan, 2018
120.....at Ohio State, 2015
121.....at Michigan, 2016
128.....Buffalo, 2015
128.....at Ohio State, 2019
133.....vs. Memphis, 2019

Passing Attempt Highs

57.....Maryland, 2020
50.....Ohio State, 2014
50.....vs. Boston College, 2014
48.....at Iowa, 2017
48.....at Michigan State, 2017
47.....vs. UCF, 2014
47.....at Michigan State, 2015
46.....Northwestern, 2014
45.....Michigan State, 2014
44.....at Rutgers, 2014
44.....at Minnesota, 2019

Passing Attempt Lows

13.....at Ohio State, 2015
15.....vs. Rutgers, 2019
16.....at Illinois, 2014
17.....at Michigan, 2018
18.....Iowa, 2016
19.....Rutgers, 2015
19.....Army, 2015
19.....Maryland, 2016
20.....at Illinois, 2018
20.....vs. Memphis, 2019

Passing Completion Highs

34.....vs. Boston College, 2014
32.....vs. UCF, 2014
32.....vs. Washington, 2014
31.....Ohio State, 2014
31.....at Iowa, 2017
29.....at Northwestern, 2017
29.....at Maryland, 2019
27.....at Michigan State, 2015
27.....at Michigan State, 2017
27.....Maryland, 2020

Passing Completion Lows

7.....at Ohio State, 2015
8.....at Illinois, 2014
8.....Ohio State, 2016
8.....at Michigan, 2018
8.....vs. Rutgers, 2019
10.....Rutgers, 2015
10.....Army, 2015
10.....Maryland, 2016
11.....at Temple, 2015
11.....Iowa, 2016
11.....Indiana, 2019
11.....vs. Memphis, 2019

Scoring Highs

79.....Idaho, 2019
66.....at Maryland, 2017
63.....Kent State, 2018
63.....at Illinois, 2018
62.....Purdue, 2016
59.....at Maryland, 2019
56.....Georgia State, 2017
56.....Nebraska, 2017
53.....vs. Memphis, 2019
52.....Akron, 2017

Scoring Lows

6.....Northwestern, 2014
7.....at Michigan, 2018
10.....Michigan State, 2014
10.....at Temple, 2015
10.....at Ohio State, 2015
10.....at Michigan, 2016
13.....at Rutgers, 2014
13.....at Michigan, 2014
13.....at Indiana, 2014
14.....at Illinois, 2014

Total Offense Highs

575.....vs. USC, 2016
554.....at Indiana, 2018
542.....vs. Memphis, 2019
529.....at Ohio State, 2017
526.....Ohio State, 2020
515.....at Michigan, 2016
474.....at Michigan State, 2017
469.....Minnesota, 2016
466.....vs. Maryland, 2015
466.....Nebraska, 2017

Total Offense Lows

87.....at Rutgers, 2016
104.....Purdue, 2019
128.....at Maryland, 2019
145.....Idaho, 2019
159.....Akron, 2017
167.....Illinois, 2015
194.....Maryland, 2014
200.....Rutgers, 2017
211.....at Indiana, 2020
221.....at Indiana, 2014
221.....Kent State, 2018

First Down Highs

33.....vs. USC, 2016
32.....at Indiana, 2018
31.....Minnesota, 2016
31.....at Ohio State, 2017
27.....at Ohio State, 2019
27.....vs. Memphis, 2019
26.....Michigan State, 2016
26.....at Illinois, 2018
26.....Michigan, 2019
25.....at Ohio State, 2015
25.....at Michigan, 2016
25.....at Michigan State, 2017
25.....Michigan State, 2018

First Down Lows

5.....at Rutgers, 2016
5.....Idaho, 2019
8.....Temple, 2014
8.....Purdue, 2019
10.....Rutgers, 2017
10.....at Maryland, 2019
11.....vs. UCF, 2014
11.....Maryland, 2016
11.....at Iowa, 2017
11.....at Maryland, 2017

Rushing Yardage Highs

341.....at Pitt, 2016
326.....at Michigan, 2016
315.....at Ohio State, 2015
285.....vs. Boston College, 2014
261.....Army, 2015
259.....at Michigan, 2018
245.....at Pittsburgh, 2018
245.....at Illinois, 2018
241.....vs. Maryland, 2015
241.....vs. Wisconsin, 2016

Rushing Yardage Lows

-19.....Purdue, 2019
3.....UMass, 2014
4.....Idaho, 2019
24.....vs. UCF, 2014
24.....Pittsburgh, 2019
30.....Iowa, 2016
33.....Maryland, 2014
37.....Illinois, 2015
38.....vs. Temple, 2016
39.....at Rutgers, 2016

OPPONENTS

Rushing Attempts Highs

61.....at Ohio State, 2019
58.....Buffalo, 2019
57.....Ohio State, 2014
56.....at Pitt, 2016
55.....Army, 2015
55.....at Rutgers, 2018
52.....at Pittsburgh, 2018
52.....at Michigan, 2018
50.....at Ohio State, 2015
49.....at Michigan, 2016
49.....vs. Wisconsin, 2016
49.....Georgia State, 2017

Rushing Attempts Lows

20.....Temple, 2014
23.....at Iowa, 2017
25.....Akron, 2014
25.....at Maryland, 2017
25.....Pittsburgh, 2019
26.....Purdue, 2016
26.....Iowa, 2016
26.....Nebraska, 2017
26.....vs. Washington, 2020
26.....at Indiana, 2020
27.....at Illinois, 2014
27.....Illinois, 2015

Passing Yardage Highs

479.....vs. Memphis, 2019
453.....vs. USC, 2016
400.....at Michigan State, 2017
399.....Nebraska, 2017
372.....Pittsburgh, 2018
371.....Indiana, 2019
344.....at Indiana, 2016
339.....at Minnesota, 2019
330.....at Indiana, 2018
328.....at Ohio State, 2017

Passing Yardage Lows

32.....Army, 2015
43.....Rutgers, 2017
46.....at Rutgers, 2018
48.....at Rutgers, 2016
55.....at Pittsburgh, 2018
60.....Wisconsin, 2018
68.....at Indiana, 2014
68.....at Maryland, 2019
74.....Ohio State, 2014
86.....Akron, 2017

Passing Attempt Highs

56.....at Michigan State, 2017
55.....Purdue, 2016
55.....at Indiana, 2018
54.....vs. USC, 2016
53.....Michigan State, 2018
53.....vs. Memphis, 2019
51.....Pittsburgh, 2019
50.....Iowa, 2018
46.....Akron, 2014
46.....Michigan State, 2016

Passing Attempt Lows

1.....Army, 2015
15.....at Pitt, 2016
15.....vs. Kentucky, 2018
16.....Maryland, 2016
16.....at Rutgers, 2018
17.....at Rutgers, 2016
17.....at Michigan, 2018
18.....at Pittsburgh, 2018
19.....Ohio State, 2014
19.....at Ohio State, 2015

Passing Completion Highs

36.....Purdue, 2016
35.....at Indiana, 2018
35.....Pittsburgh, 2019
33.....vs. USC, 2016
33.....at Ohio State, 2017
33.....at Michigan State, 2017
33.....vs. Memphis, 2019
31.....Indiana, 2019
28.....Ohio State, 2016
28.....Ohio State, 2020

Passing Completion Lows

1.....Army, 2015
5.....at Rutgers, 2018
7.....at Rutgers, 2016
7.....Rutgers, 2017
9.....at Pittsburgh, 2018
9.....Wisconsin, 2018
9.....vs. Kentucky, 2018
10.....San Diego St., 2015
10.....Maryland, 2016
11.....vs. Boston College, 2014
11.....at Pitt, 2016
11.....at Michigan, 2018
11.....at Maryland, 2019

Scoring Highs

55.....at Michigan State, 2015
52.....vs. USC, 2016
49.....at Michigan, 2016
44.....Nebraska, 2017
42.....at Pitt, 2016
42.....at Michigan, 2018
41.....Iowa, 2020
39.....at Ohio State, 2017
39.....vs. Memphis, 2019
38.....at Ohio State, 2015
38.....Appalachian State, 2018
38.....Ohio State, 2020

Scoring Lows

0.....Illinois, 2015
0.....at Rutgers, 2016
0.....Akron, 2017
0.....Georgia State, 2017
0.....at Maryland, 2019
3.....Rutgers, 2015
3.....Akron, 2014
3.....at Maryland, 2017
3.....Maryland, 2018
6.....Rutgers, 2017
6.....at Pittsburgh, 2018

SERIES NOTES

HEAD COACH JIM HARBAUGH

- Jim Harbaugh is in his sixth season as head coach at Michigan. In three of his six seasons as the Michigan head coach, Harbaugh has guided the Wolverines to 10-win seasons.
- From 2011-14, Harbaugh was head coach of the NFL's San Francisco 49ers. He led the franchise to the NFC Championship Game in each of his first three seasons and the 2012 Super Bowl.
- From 2007-10, Harbaugh was the head coach at Stanford, leading the Cardinal to an Orange Bowl victory in 2010.
- Harbaugh is the only coach to win both the AP NFL Coach of the Year (2011) and Woody Hayes Coach of the Year Award (2010).
- Harbaugh played for five different organizations during his 15-year NFL career (1987-2001).
- As a quarterback at Michigan, Harbaugh earned first-team All-America honors and finished third in the balloting for the Heisman Trophy in 1986.

SCOUTING THE WOLVERINES

- Michigan is 2-3 this season after earning a 48-42 win over Rutgers in three overtimes. The Wolverines began the third overtime with the ball, finishing the drive with a 1-yard touchdown rush by Hassan Haskins. Michigan ended Rutgers' possession with an interception by Daxton Hill.
- The Wolverines gained over 400 yards in three games this season, but has allowed over 400 yards in four contests.
- QB Joe Milton ranks third in the Big Ten averaging 13.37 yards per completion.
- DB Gemon Green sits ninth in the FBS with 1.6 passes defended per game.
- KR Giles Jackson ranks second in the Big Ten and 21st in the FBS with a 21.7 kick return average.
- P Brad Robbins paces the Big Ten with a 46.9 punt average, good for seventh in the FBS.

TOP PERFORMANCES - PENN STATE

Rushing

Saquon Barkley	15 for 121 yds, 2 TD ('17)
Trace McSorley	11 for 87 yds, 3 TD ('17)
Evan Royster	29 for 150 yds, 2 TD ('10)
Evan Royster	18 for 174 yds, 1 TD ('08)
Ki-Jana Carter	26 for 165 yds ('94)
Stephen Pitts	17 for 164 yds ('95)

Passing

Trace McSorley	17-of-26 for 282 yds, 1 TD ('17)
Christian Hackenberg	23-of-44 for 305 yds, 3 TD ('13)
Matt McGloin	17-of-28 for 250 yds, 1 TD ('10)
Zack Mills	19-of-31 for 264 yds, 1 TD ('02)
Zack Mills	21-of-38 for 244 yds ('01)
Kerry Collins	20-of-32 for 231 yds, 3 TD ('94)

Receiving

KJ Hamler	6 for 108 yds ('19)
DaeSean Hamilton	6 for 115 yds ('17)
Brandon Felder	6 for 97 yds, 2 TD ('13)
Deon Butler	8 for 105 yds ('08)
Bryant Johnson	8 for 138 yds, 1 TD ('02)

TOP PERFORMANCES - MICHIGAN

Rushing

Karon Higdon	20 for 132 yds, 1 TD ('18)
De'Veon Smith	12 for 107 yds, 1 TD ('16)
Devin Gardner	24 for 121 yds ('13)
Denard Robinson	27 for 191 yds, 3 TD ('10)
Brandon Minor	23 for 123 yds, 2 TD ('08)
Tyrone Wheatley	32 for 192 yds ('93)

Passing

Shea Patterson 24-of-41 for 276 yards ('19)

Jake Rudock	25-of-38 for 256 yds, 2 TD ('15)
Devin Gardner	15-of-28 for 240 yds, 3 TD ('13)
John Navarre	27-of-41 for 244 yds, 2 TD ('02)
Brian Griese	24-of-46 for 323 yds ('95)

Receiving

Devin Funchess	4 for 112 yds, 2 TD ('13)
Braylon Edwards	7 for 66 yds, 2 TD ('02)
Marquise Walker	9 for 85 yds ('01)
Amani Toomer	7 for 157 yds ('94)

SERIES RECORD

Penn State and Michigan have met 23 times, all since Penn State joined the Big Ten in 1993. Michigan holds the upper-hand in the all-time series, 14-9, with a 7-6 advantage in Beaver Stadium.

However, the Nittany Lions have defended their home turf successfully in four out of the last five games played in Happy Valley, including a 28-21 White Out game win in 2019. Between 2016-18, the three meetings between the schools were decided by an average margin of 34.3 points.

Year	Site	Result
1993	Home	Michigan, 21-13
1994	Away	Penn State, 31-24
1995	Home	Penn State, 27-17
1996	Away	Penn State, 29-17
1997	Home	Michigan, 34-8
1998	Away	Michigan, 27-0
1999	Home	Michigan, 31-27
2000	Away	Michigan, 33-11
2001	Home	Michigan, 20-0
2002	Away	Michigan, 27-24 (OT)
2005	Away	Michigan, 27-25
2006	Home	Michigan, 17-10
2007	Away	Michigan, 14-9
2008	Home	Penn State, 46-17
2009	Away	Penn State, 35-10
2010	Home	Penn State, 41-31
2013	Home	Penn State, 43-40 (4 OT)
2014	Away	Michigan, 18-13
2015	Home	Michigan, 28-16
2016	Away	Michigan, 49-10
2017	Home	Penn State, 42-13
2018	Away	Michigan, 42-7
2019	Home	Penn State, 28-21

LAST MEETING

NO. 7 PENN STATE HOLDS OFF NO. 16 MICHIGAN, 28-21

Quarterback Sean Clifford was responsible all four Nittany Lion touchdowns and No. 7 Penn State held off a second-half Michigan charge to defeat the No. 16 Wolverines, 28-21, Saturday night in Big Ten football action.

Playing before the fourth-largest crowd in Beaver Stadium history with 110,669 in attendance, Penn State improved to 7-0 on the season for its best start since 2017 and fifth 7-0 start since joining the Big Ten in 1993.

Penn State built a 21-0 lead by the midpoint of the second quarter, but Michigan rallied back and threatened to tie the game in the final minutes. However, Nittany Lion safety Lamont Wade broke up a pass in the end zone on fourth-and-goal from the Penn State 3-yard line to end the threat with 2:01 remaining.

Wide receiver KJ Hamler finished with two touchdowns and 108 receiving yards on six receptions in the victory. Clifford finished with three passing touchdowns and 182 yards on 14-of-25 passing and also rushed for 17 yards and a touchdown.

Penn State's first score came on back-to-back deep throws, as a 37-yard reception by Jahan Dotson down the left sideline was followed by a 17-yard

touchdown reception by Pat Freiermuth on the very next play. On the Nittany Lions' next offensive drive, a 44-yard run by Ricky Slade to the Michigan 20 led to a 2-yard Clifford touchdown run and a 14-0 lead in the opening seconds of the second quarter.

Penn State extended its lead to 21-0 following a Tariq Castro-Fields interception. Penn State started on the Michigan 49, and on third-and-3 from the 25, Clifford found Hamler in the end zone for a touchdown.

The Wolverines kept Penn State in check in the third quarter, cutting their deficit to a touchdown on a 12-yard touchdown run by Zach Carbonnet.

Penn State restored its two-touchdown lead early in the fourth quarter with a 53-yard touchdown pass to a wide-open Hamler. Michigan answered though with a nine-play, 75-yard drive capped by a fourth-and-inches quarterback sneak by Patterson.

After a Penn State three-and-out, Michigan drove 44 yards to the Penn State 3, but Wade's breakup on fourth-and-goal ended the Wolverines' hopes.



TEAM STATISTICS

	PSU	UM
First Downs	14	26
Rushing Yards	101	141
Passing Yards	182	276
Passing (C-A-Int)	14-25-0	24-41-1
Total Offense	283	417
Plays	54	82
Fumbles (#-Lost)	0-0	0-0
Penalties (#-Yards)	5-58	8-48
Possession Time	22:15	37:45
3rd Down Conv.	4-13	7-17
Red Zone	2-2	3-4
Touchdowns	4	3
Field Goals	0	0

GAME LEADERS

* Top performers from each school based on yardage.

PENN STATE

Passing

Sean Clifford	14-of-25 for 182 yds
	3 TD/0 INT

Rushing

Ricky Slade	3 for 48 yds
Journey Brown	4 for 19 yds

Receiving

KJ Hamler	6 for 108 yds, 2 TD
Jahan Dotson	1 for 37 yds

Tackles (U-A-Total)

Micah Parsons	6-8-14
Cam Brown	2-8-10

MICHIGAN

Passing

Shea Patterson	24-of-41 for 276 yds
	0 TD/1 INT

Rushing

Zach Carbonnet	15 for 81 yds, 2 TD
Shea Patterson	12 for 42 yds, 1 TD

Receiving

Nico Collins	6 for 89 yds
Ronnie Bell	5 for 82 yds

Tackles (U-A-Total)

Kwity Paye	3-7-10
Khaleke Hudson	2-4-6

OTHER

Date	October 19, 2019
Location	University Park, Pa.
Stadium	Beaver Stadium
Attendance	110,669
Time of Game	7:44
Penn State	7-0, 4-0 Big Ten
Michigan	5-2, 3-2 Big Ten

NATIONAL NITS

Below is a list of Penn State players that rank among the top-100 individuals and top-50 teams in the most recent season statistical rankings. Rankings listed NCAA/Big Ten
 Statistics current as of Nov. 22, 2020

- QB Sean Clifford
 - Points Responsible For - 14.8 (37/6)
 - Passing TDs - 11 (37/3)
 - Total Offense - 250.4 (48/5)
 - Completions - 17.4 (59/9)
 - Passing Yards Per Game - 214.0 (60/7)
 - Yards Per Completion - 12.3 (60/7)
 - Passing Efficiency - 129.7 (72/7)
 - Yards Per Pass Attempt - 7.04 (74/8)
 - Completion Percentage - 57.2 (92/12)
- WR Jahan Dotson
 - Receiving Yards Per Game - 105.4 (18/4)
 - Receiving TDs - 6 (19/2)
 - Receptions - 6.2 (30/5)
 - All-Purpose - 118.2 (57/6)
 - Total TDs - 6 (66/3)
 - Yards Per Reception - 17.0 (68/7)
 - Scoring - 7.2 (96/10)
- TE Pat Freiermuth
 - Receptions - 5.8 (43/10)
 - Receiving Yards - 77.5 (48/8)
- K Jake Pinegar
 - Field Goal Percentage - 57.1 (82/8)
 - Field Goals - 0.8 (86/7)
- DE Shaka Toney
 - Sacks Per Game - 0.8 (43/4)
- S Lamont Wade
 - Fumble Recoveries - 2 (4/2)
- TEAM
 - Punt Returns - 16.0 (7/1)
 - Time of Possession - 32:19 (24/5)
 - Passing Offense - 279.0 (28/4)
 - Third Down Conversion Pct Offense - .462 (30/3)
 - Total Defense - 360.2 (36/4)
 - Rushing Defense - 138.6 (39/5)
 - Tackles For Loss - 6.6 (46/3)
 - Total Offense - 418.0 (49/4)

PENN STATE UNITED



- The Penn State football team is wearing a uniform patch, helmet stickers and warmup shirts with a special social justice logo to promote unity for the 2020 football season.
- The logo Penn State football student-athletes are wearing in competition this year symbolizes the journey for unity. The goal of Penn State United is to construct a culture of respect, appreciation and empathy for all differences. We are a country, state and institution rooted diversity, shared experience and hope. Penn State Football believes, more than ever, we can help create a better society by publicly and peacefully acknowledging our pursuit to move beyond simply tolerating differences to recognizing these differences can enrich our Commonwealth.
- The logo, which features the outline of the Commonwealth of Pennsylvania with diverse interlocking hands in Penn State's signature blue and white color, was born out of a discussion with the football program's leadership council. The football program, and many other ICA programs, have had numerous social justice conversations throughout the summer and are dedicated to creating a society of diversity and inclusion.
- Social justice work continues to be a priority for all of Penn State Intercollegiate Athletics and as other programs begin competition, they will have the ability to adopt the Penn State United logo or introduce their own social justice initiatives.

MICHIGAN NOTES

PENN STATE VS. BIG TEN

- Penn State is 28-13 in the Big Ten since 2016.
- PSU won 13 consecutive games against Big Ten opponents from 2016-17, breaking its record of 12 from 1993-94.
- Penn State owns a 222-110-3 mark against Big Ten Conference teams since the Nittany Lions first opposed Ohio State in 1912.
- The Nittany Lions began play as a member of the Big Ten Conference in 1993 and have a 140-865 mark.
- Penn State played 109 games vs. the current Big Ten alignment when either or both Penn State itself (prior to 1993) or the opponent (Nebraska prior to 2011; Maryland and Rutgers prior to 2014) was not yet a member of the Big Ten. The Nittany Lions went 80-26-3 in those games.

Opponent	Record	1st Meeting	Last Meeting
Illinois	19-5	1954	2018
Indiana	22-2	1993	2020
Iowa	17-13	1930	2019
Maryland	40-3-1	1917	2020
Michigan	9-14	1993	2019
Michigan State	16-17-1	1914	2019
Minnesota	9-6	1993	2019
Nebraska	8-10	1920	2020
Northwestern	14-5	1993	2017
Ohio State	14-22	1912	2020
Purdue	15-3-1	1951	2019
Rutgers	28-2	1918	2018
Wisconsin	10-9	1953	2018

Bold indicates 2020 opponent

NITTANY LIONS FROM MICHIGAN

- LB **Lance Dixon** - West Bloomfield/West Bloomfield
- S **Enzo Jennings** - Detroit/Oak Park
- CB **Donovan Johnson** - Detroit/Cass Tech
- DE **Bryce Mostella** - Kentwood/East Kentwood

MICHIGAN CONNECTIONS

- Penn State sophomore RB **Noah Cain** and redshirt freshman CB **Makai Self** and Michigan sophomore DB DJ Turner played together at IMG Academy in Florida.
- Penn State freshman WR **Jaden Dottin** and senior DB Brad Hawkins and WR Will Rolapp played together at Suffield Academy in Connecticut.
- Penn State redshirt sophomore K **Rafael Checa** and Michigan sophomore DB Quinten Johnson played together at St. John's College High School in Maryland.
- Penn State redshirt sophomore DT **Aeneas Hawkins** and Michigan sophomore OL Zach Carpenter played together at Archbishop Moeller in Ohio.
- Penn State redshirt sophomore DE **Jayson Oweh** and redshirt sophomore S **Cody Romano** and Michigan junior OL Kraig Correll and sophomore LB David Ojabo played together at Blair Academy in New Jersey.
- Penn State freshman DE **Bryce Mostella** and Michigan sophomore DL Mazi Smith played together at East Kentwood in Michigan.
- Penn State redshirt junior S **Jonathan Sutherland** and Michigan senior DL Luiji Vilain played together at Episcopal High School in Virginia.
- Penn State redshirt freshman LB **Lance Dixon** and Michigan freshman DB Makari Paige and freshman LB Cornell Wheeler played at West Bloomfield in Michigan.
- Penn State redshirt junior LS **Chris Stoll** and Michigan sophomore LB Joey Velazquez played together at St. Francis DeSales in Ohio.

HISTORIC SERIES

- Penn State has many long and storied series on the gridiron. The Nittany Lions have played 20 teams 20 or more times in the 134-year history of the program.
- Penn State owns a winning record against 16 of the 20 teams that it has met 20 or more times.
- Seven of the 20 teams are on the 2020 schedule, including Maryland (44), Iowa (30), Michigan (23), Michigan State (34), Indiana (24), Ohio State (36) and Rutgers (30).
- Fifteen of the 20 programs are currently members of NCAA Division I FBS. Bucknell, Lehigh and Penn are in NCAA Division I FCS, while Gettysburg and Lebanon Valley are in Division III.

Team	Meetings	Record
Pitt	100	53-43-4
Syracuse	71	43-23-5
West Virginia	59	48-9-2
Penn ^	47	18-25-4
Temple	45	40-4-1
Maryland*	44	40-3-1
Bucknell ^	38	28-10
Navy	38	19-17-2
Ohio State*	36	14-22
Michigan State*	34	16-17-1
Iowa*	30	17-13
Rutgers*	30	28-2
Gettysburg ^	28	27-0-1
Army	26	14-10-2
Illinois*	24	19-5
Boston College	24	20-4
Lehigh ^	23	16-6-1
Indiana*	24	22-2
Michigan*	23	9-14
Lebanon Valley ^	20	20-0

* - Current Big Ten team | ^ - Current Non-FBS university

Bold indicates 2020 opponent

WINNING THE WEST

- Penn State is 13-6 against the Big Ten West Division since it was formed in 2014.
- Penn State had a 12-game winning streak against the Big Ten West snapped last season at Minnesota.
- The Nittany Lions have dropped their last three games against West Division opponents.

Penn State vs. the Big Ten West Division (Est. 2014)

Date	Opponent	Result
Sept. 27, 2014	Northwestern	L, 6-29
Nov. 22, 2014	at Illinois	L, 14-16
Oct. 31, 2015	Illinois	W, 39-0
Nov. 7, 2015	at Northwestern	L, 21-23
Oct. 1, 2016	Minnesota	W, 29-26 (OT)
Oct. 29, 2016	at Purdue	W, 62-24
Nov. 5, 2016	Iowa	W, 41-14
Dec. 3, 2016	vs. No. 6 Wisconsin (BIG Championship)	W, 38-31
Sept. 23, 2017	at Iowa	W, 21-19
Oct. 7, 2017	at Northwestern	W, 31-7
Nov. 18, 2017	Nebraska	W, 56-44
Sept. 21, 2018	at Illinois	W, 63-24
Oct. 27, 2018	No. 18 Iowa	W, 30-24
Nov. 10, 2018	Wisconsin	W, 22-10
Oct. 5, 2019	Purdue	W, 35-7
Oct. 12, 2019	at No. 17 Iowa	W, 17-12
Nov. 9, 2019	at No. 13 Minnesota	L, 26-31
Nov. 14, 2020	at Nebraska	L, 23-30
Nov. 21, 2020	Iowa	L, 21-41

PSU ON ABC

- Penn State is appearing on ABC for the 189th time in program history, the most of any other network.
- Penn State is 110-77-1 all-time playing on ABC.
- The Nittany Lions' matchup with Ohio State was televised on ABC on October 31.

ON TV

- Penn State has had 317 of its last 319 games televised, including 204 consecutive games.
- Over the last 14 seasons, every Penn State game has aired on either ABC, BTN, NBC or an ESPN or FOX channel.
- Penn State has made 298 regular season TV appearances since 1995, which is tied for the national lead.

HOME SWEET HOME

- With a 297-77 all-time record in Beaver Stadium, Penn State owns the sixth-best winning percentage (0.794) in its current home venue amongst current FBS schools and leads the Big Ten.
- Only Alabama (.833) and Oklahoma (.814) have higher winning percentages in facilities older than Beaver Stadium.

School	Stadium Name (Opened)	Rec	Win %
1. Alabama	Bryant-Denny Stadium (1929)	276-54-3	.833
2. Ga. Southern	Paulson Stadium (1984)	202-41	.831
3. Marshall	Joan C. Edwards Stadium (1991)	170-35	.829
4. Boise State	Albertsons Stadium (1970)	274-57	.828
5. Oklahoma	Gaylord Family-Oklahoma Memorial Stad. (1923)	406-87-15	.814
6. Penn State	Beaver Stadium (1960)	297-77	0.794
7. Auburn	Jordan-Hare Stadium (1939)	334-84-7	.794
8. Ohio State	Ohio Stadium (1922)	453-112-20	.791
9. Tennessee	Neyland Stadium (1921)	473-136-17	.769
10. App. State	Kidd Brewer Stadium (1962)	256-76-5	.767

S-ZONE

- Penn State's iconic S-Zone is a staple of college football and has taken many forms over the years. This year, thanks to the Lion Ambassadors, the Penn State Alumni Association's student alumni corps, the S-Zone is a banner stretching across 800 seats above the team tunnel at Beaver Stadium.
- Through a partnership with the Penn State Alumni Association, Blue & White Society, and Lion Ambassadors, the banner honors the Class of 2020 and Class of 2021 and features the names of members of those classes.
- This S-Zone banner is designed to celebrate and pay homage to both of these classes, who saw their Penn State experiences altered significantly in this past year. In the absence of fans, it also will help to show support for Penn State's student-athletes and coaches who will compete in Beaver Stadium this season.
- The banner is in place in Beaver Stadium through the end of this 2020 season.

HIGHLIGHTS

STREAKING

- WR **Jahan Dotson** has a reception in his last 25 games dating back to Oct. 20, 2018 against Indiana.
- Dotson has made at least one reception of 20 or more yards in all five games this season.
- WR **Parker Washington** has a reception in all five games of his career.
- DE **Jayson Oweh** has made a tackle for loss in his last four games.
- Penn State has won 12 consecutive games against teams that are not members of a Power Five conference.
- Penn State has won 10 consecutive games over non-conference opponents during the regular season, dating back to a win over Temple in 2016.
- Penn State has won 16-straight non-conference home games, dating back to a win over Kent State in 2013.

MILESTONE WATCH

- **Sean Clifford** is 81 yards shy of 4,000 career passing yards. ... is 500 yards shy of 5,000 career total offense yards. ... is 14 touchdowns shy of 50 career passing TDs.
 - **Devyn Ford** is 497 yards shy of 1,000 career rushing yards.
 - **Jahan Dotson** is 282 yards shy of 1,500 career receiving yards.
 - **Shaka Toney** is 2.5 tackles for loss shy of 30 career TFLs. ... is 0.5 sacks shy of 20 career sacks.
- See Records Watch on Pages 22-25**

SECOND-HALF SURGE

- Penn State is one of the better second-half teams in the country, ranking 18th in the FBS in scoring differential among teams that have played at least five games with a plus-5.60 scoring average.
- In its first five games, Penn State has outscored teams 83-55 in the second half.
- Penn State has a plus-22.40 point differential between halves, the highest in the FBS this year.
- The Nittany Lions scored an extremely quick 14 points in the third quarter against Iowa. Sean Clifford connected on touchdown passes with Brenton Strange (28 yards) and Jahan Dotson (68 yards) on back-to-back throws.
- QB Sean Clifford became the first Penn State quarterback to throw for touchdowns on back-to-back passes since Trace McSorley at Illinois in 2018 (16-yard touchdown pass to Juwan Johnson; 21-yard touchdown pass to KJ Hamler in fourth quarter).

RECORD BREAKDOWN

Overall Record	0-5
Day Games	0-4
Night Games (6 p.m. or later)	0-1
TV Games	0-5
ABC	0-1
BTN	0-2
FS1	0-2
Scoring First	0-1
Opponent Scoring First	0-4
Leading at the Half	0-0
Trailing at the Half	0-5
Tied at the Half	0-0
Leading after Third Qtr.	0-0
Trailing after Third Qtr.	0-5
Tied after Third Qtr.	0-0
Overtime Games	0-1
Scoring less than 20 pts	0-1
Scoring 20-29 points	0-3
Scoring 30-39 Points	0-1
Scoring 40+ Points	0-0
Allowing 10 points or less	0-0
Allowing 11-20 points	0-0
Allowing 21-30 points	0-0
Allowing 31+ points	0-5
Rushing for less than 100 yds	0-3
Rushing for 100-199 yds	0-0
Rushing for 200-299 yds	0-2
Rushing for 300+ yds	0-0
Passing for less than 200 yds	0-0
Passing for 200-299 yds	0-4
Passing for 300-399 yds	0-1
Passing for 400+ yds	0-0
Totaling less than 300 yds total offense	0-0
300-399 yds of total offense	0-2
400-499 yds of total offense	0-2
500+ yds of total offense	0-1
Allowing less than 100 yds rushing	0-1
Allowing more than 100 yds rushing	0-4
Allowing less than 300 yds total offense	0-2
Allowing 300+ yds total offense	0-3
Having a 100-yd rusher	0-1
Having two 100-yd rushers	0-0
Not having a 100-yd rusher	0-4
Opp. having a 100-yd rusher	0-2
No turnovers	0-0
1-3 turnovers	0-4
4+ turnovers	0-1
No takeaways	0-2
1 or 2 takeaways	0-3
3 or more takeaways	0-0
More than 30:00 of possession	0-3
Less than 30:00 of possession	0-2

AT THE START

Opponent	Coin Toss	Choice	PSU 1st Drive	Opponent 1st Drive	Game Captains
Indiana	IND won	Defer- PSU receive	Three-and-out	Touchdown	Shaka Toney, Michal Menet, Jordan Stout, Lamont Wade
OHIO STATE	PSU won	Defer- OSU receive	Turnover on Downs	Touchdown	Shaka Toney, Michal Menet, Jonathan Sutherland, Pat Freiermuth
MARYLAND	MD won	Receive	Turnover on Downs	Touchdown	Shaka Toney, Michal Menet, Jonathan Sutherland, Pat Freiermuth
Nebraska	PSU won	Defer- NU receive	Interception	Touchdown	Shaka Toney, Michal Menet, Jonathan Sutherland, Pat Freiermuth
IOWA	PSU won	Receive	Punt	Field Goal	Shaka Toney, Michal Menet, Jesse Luketa, Jordan Stout
Michigan					
Rutgers					
MICHIGAN STATE					
Big Ten Champions Week					

WINNINGEST PROGRAMS

In its 134th season of varsity football, Penn State has posted 898 victories to rank No. 8 in the nation. The Lions' success is not solely due to longevity though, as Penn State also ranks in the top 10 in all-time winning percentage.

As of Nov. 22, 2020

TOTAL VICTORIES

1.	Michigan (141)	Big Ten	964
2.	Ohio State (131)	Big Ten	928
3.	Alabama (127)	SEC	923
4.	Texas (128)	Big 12	921
5.	Notre Dame (132)	Independent	916
6.	Oklahoma (124)	Big 12	914
7.	Nebraska (131)	Big Ten	903
8.	PENN STATE (134)	Big Ten	898
9.	USC (131)	Pac-12	850
10.	Tennessee (122)	SEC	848

WINNING PERCENTAGE (YEARS - MIN. 25 IN D1)

1.	Ohio State (131)	Big Ten	.730
2.	Boise State (53)	Mountain West	.730
3.	Notre Dame (131)	Independent	.730
4.	Alabama (126)	SEC	.728
5.	Michigan (141)	Big Ten	.728
6.	Oklahoma (126)	Big 12	.726
7.	Texas (128)	Big 12	.704
8.	USC (127)	Pac-12	.699
9.	Nebraska (131)	Big Ten	.688
10.	PENN STATE (134)	Big Ten	.687

ALL-TIME AP POLL RANKINGS (Weeks Ranked)

1.	Ohio State	Big Ten	929
2.	Michigan	Big Ten	873
3.	Oklahoma	Big 12	856
4.	Notre Dame	Independent	828
5.	Alabama	SEC	820
6.	USC	Pac-12	780
7.	Texas	Big 12	740
8.	Nebraska	Big Ten	730
9.	PENN STATE	Big Ten	653
10.	LSU	SEC	639

WINNING WAYS

- Penn State is 42-16 over the past five seasons (2016-20), which is the 13th-best record in FBS and third-best in the Big Ten (Ohio State, 53-6; Wisconsin, 44-14).
- Dating back to 2015, Penn State has won 31 of its last 37 home games.
- Penn State's 127-59 record over the last 15 years (2006-20) ranks 15th in FBS and third in the Big Ten (Ohio State, 165-26; Wisconsin, 142-49).
- Head coach **James Franklin** has guided his teams to a winning record each of the last eight seasons (2 at Vanderbilt, 6 at Penn State).
- Since 2016, Franklin's 72.41 percent (42-16) winning percentage ranks seventh among current FBS coaches.

OFFENSE NOTES

FREIERMUTH ENDING SEASON

- TE **Pat Freiermuth** will undergo season-ending surgery this week for an injury suffered in the Ohio State game.
- Freiermuth concluded his 2020 campaign with 23 catches for 310 yards and a touchdown.
- Freiermuth's 77.5 receiving yards per game ranks third among FBS tight ends this season.
- The junior has caught a pass in 29-straight games, dating back to the Pitt game (9/8/18), which is the nation's second-longest active streak among tight ends.
- Freiermuth's 29-straight games with a catch is a school record for consecutive games with a reception by a tight end.
- His 1,185 career receiving yards currently rank 26th in program history and third among tight ends. He became the 34th Nittany Lion and seventh Penn State tight end to accumulate 1,000 career receiving yards.
- Freiermuth's 16 career touchdown receptions are the most all-time by a PSU tight end and rank eighth overall in program history.

TOUCHDOWN TOSSES

- QB **Sean Clifford** has thrown for 11 touchdowns through the first five games of the season.
- Since 2000, a Penn State quarterback has only thrown for 11 or more touchdowns through the first five games of a season on three occasions. Two of those have been by Clifford.
- Clifford passed for 12 touchdowns through the first five games of the 2019 campaign.
- Trace McSorley also threw 12 touchdowns in the first five contests of 2018.
- Clifford's 11 touchdown passes rank third in the Big Ten and 37th in the FBS. Clifford was one of 22 FBS quarterbacks to throw for 11 touchdowns in their first five games this season.
- Seven of Clifford's 11 touchdown passes have gone for 20 or more yards.
- Against Iowa, Clifford became the first Penn State quarterback to throw for touchdowns on back-to-back passes since McSorley at Illinois in 2018 (16-yard touchdown pass to Juwan Johnson; 21-yard touchdown pass to KJ Hamler in fourth quarter). In the third quarter, Clifford connected with Brenton Strange for a 28-yard score and then hit Jahan Dotson for a 68-yard score.
- Clifford is in sole possession of 10th place in program history with 36 TDs, moving ahead of Anthony Morelli (2004-07).
- Clifford had three passing touchdowns in each of the first three games this season, as well as two against Iowa, and has nine career games with three or more passing scores.
- Clifford's career passing TD percentage of 7.53 currently ranks third all-time at Penn State.
- Clifford has five career games with at least 250 passing yards and three passing touchdowns.

See Records Watch on Pages 22-25

DOTSON LANDS ON BILETNIKOFF LIST

- WR **Jahan Dotson** was tabbed as a midseason addition to the Biletnikoff Award Watch List.
- The Biletnikoff Award is presented annually to the season's most outstanding receiver, regardless of position.
- Dotson joined **TE Pat Freiermuth** on the 2020 Biletnikoff Award Watch List.
- The junior sits second in the Big Ten and ranks 19th nationally with six receiving touchdowns.
- Dotson's 527 receiving yards rank second in the Big Ten, and his 105.4 receiving yards per game rank fourth, as well as 18th in the FBS.
- Dotson was the 35th Nittany Lion to surpass 1,000 career receiving yards. He has 1,218 career receiving yards to rank 24th in program history.
- Dotson and Freiermuth are the first Penn State 1,000-yard career receivers on the same squad since 2018 with DeAndre Thompkins and Juwan Johnson.
- Penn State WR Bobby Engram won the Biletnikoff Award in 1994. Engram was also a finalist for the award in 1995.

DOTSON'S IMPRESSIVE PRODUCTION

- WR **Jahan Dotson's** 527 yards rank 15th nationally and his six touchdowns rank tied for seventh among teams who have played at least five games. His 31 receptions are tied for 21st.
- Dotson is averaging 17.0 yards per reception (minimum 20 catches) through his first five games of 2020, which ranks 17th nationally and seventh in the Power Five for a player's first five games of the 2020 season.
- Dotson is one of three Power Five receivers to total at least 30 receptions, 525 yards receiving and six receiving touchdowns in their first five games this season, joining Indiana's Ty Fryfogle (31 rec, 642 yds, 7 TD) and LSU's Terrace Marshall Jr. (31 rec, 540 yds, 9 TD), and one of eight in FBS.

FBS Receivers Totalling At Least 30 Rec, 525 Yds.

& 6 TD in First Five Games This Season

Name	Yr.	Team	Rec.	Yds.	TD
Romeo Doubs	JR	Nevada	35	770	9
Marlon Williams	SR	UCF	54	753	6
Jaelon Darden	SR	North Texas	46	689	10
Ty Fryfogle	SR	Indiana	31	642	7
Terrace Marshall Jr.	JR	LSU	31	540	9
Jonathan Adams Jr.	SR	Arkansas State	41	539	7
Khalil Shakir	JR	Boise State	38	529	6
Jahan Dotson	JR	Penn State	31	527	6

- Since 2000, Dotson is the only Penn State receiver to total at least 30 receptions, 525 yards receiving and six receiving touchdowns in the first five games of a season.
- Dotson's 527 receiving yards in the first five games of the season are the most by a Nittany Lion since Allen Robinson's 621 yards in 2013.
- He is one of six Big Ten receivers with at least three 100-yard receiving games this season.
- Dotson is one of 12 Penn State receivers with at least three 100-yard receiving games in a single season since 2000.
- Dotson was one of 22 players in the FBS and one of 14 in the Power Five to total at least 20 receptions, 350 receiving yards and five receiving touchdowns in the first three games since 2000, and the first in the Big Ten to complete the feat.
- Dotson was the first Penn State football player to have a touchdown catch in each of the first three games of a season since Allen Robinson accomplished the feat in 2013 (vs. Syracuse, Eastern Michigan, UCF).
- Dotson's five touchdowns in the first three games of the season tied the Penn State record set by Joe Jurevicius in 1997.
- Dotson caught three touchdown receptions against Ohio State to become the first Penn State player with three touchdown receptions in a game since **Pat Freiermuth** (vs. Michigan State, 2019) and the first Nittany Lion receiver since DaeSean Hamilton (vs. Indiana, 2017).
- Dotson recorded a career-high 144 receiving yards on a career-best eight catches against Ohio State, marking the most receiving yards for a Penn State Player since Chris Godwin recorded 187 yards vs. USC in the 2016 Rose Bowl.

DOTSON DOWNFIELD

- Dotson has 21 career catches of 20 or more yards.
- Dotson has caught at least one pass in 25-straight games, dating back to the Indiana game in 2018.
- Dotson has at least one reception of 20 or more yards in all five games this season.
- Dotson hauled in a 68-yard touchdown reception against Iowa.
- Dotson has three career receiving touchdowns of 60 or more yards (68 vs. Iowa, 60 at Indiana 2020; 72 vs. Purdue, 2019).
- Dotson has five career touchdowns of 40 or more yards.
- Twenty-four of Dotson's 31 receptions (77%) this season have gained a first down. That ranks fourth among players with at least 30 receptions this season.
- Against Iowa, Dotson posted his fourth career 100-yard receiving game with 139 yards. It was his third 100-yard game this season (Ohio State, Maryland).

YOUNG WEAPONS STEPPING UP

- TE **Brenton Strange** made his presence felt against Iowa with a 28-yard touchdown reception in the third quarter.
- Strange is the latest Nittany Lion freshman to have played a major role in the offense this season.
- WR **Parker Washington** ranks third on the team with 21 receptions, 256 receiving yards and three touchdowns.
- WR **KeAndre Lambert-Smith** has seven catches for 78 yards, while TE **Theo Johnson** made his first two career catches against the Hawkeyes.
- RB **Caziah Holmes** has rushed for 103 yards and caught three passes.
- RB **Keyvone Lee** has gained 93 yards and scored twice on the ground. Lee also has eight receptions, including six against Iowa. Lee scored on a 6-yard run against the Hawkeyes.

TRUE FRESHMAN STANDOUT

- Nationally among freshmen this season, WR **Parker Washington** ranks in the top 10 in receiving touchdowns, receptions per game and receiving yards per game.

Category	Total	Fr.	True Fr.
Receiving Touchdowns	3	T-5th	T-3rd
Receptions per Game	4.2	6th	4th
Receiving Yards per Game	51.2	12th	9th

- Washington is one of six Nittany Lions since 2000 to total at least 20 catches, 250 receiving yards and three receiving touchdowns in the first five games of a season and the only freshman.

Name	Yr.	Elig.	Rec.	Yds.	TD
Allen Robinson	2013	JR	38	621	5
Jahan Dotson	2020	JR	31	527	6
Derek Moye	2011	SR	26	443	3
Allen Robinson	2012	SO	32	439	5
DaeSean Hamilton	2017	SR	20	331	4
Parker Washington	2020	FR	21	256	3

- Washington is one of six Big Ten freshmen since 2000 to total at least 20 catches, 250 receiving yards and three receiving touchdowns in the first five games of a season

Name	Yr.	Team	Rec.	Yds.	TD
Parker Washington	2020	Penn State	21	256	3
Rondale Moore	2018	Purdue	41	457	4
Mike Dudek	2014	Illinois	25	339	3
Jonathan Orr	2002	Wisconsin	22	397	4
Rashod Bateman	2018	Minnesota	27	257	3

- Washington has totaled at least 70 yards receiving in three of his last four games. He caught five passes for 70 yards at Nebraska, eight passes for 70 yards and two touchdowns against Maryland and four catches for 73 yards against Ohio State.
- Washington is the only freshman (true and redshirt) to have three 70 or more-yard receiving yard games in his team's first four games this season.
- Since 2000 at Penn State, only Washington, **Jahan Dotson** (2020), Chris Godwin (2015), Geno Lewis (4, 2014), Allen Robinson (4 gms, 2012; 2013), Jordan Norwood (2008) and Bryant Johnson (2002) have had at least three 70-plus yard receiving games in the first four games.
- Washington ranks ninth in the Big Ten with three TD catches.
- Washington's 225 yards receiving are the most by a Penn State true freshman through the first four games of the season since Deon Butler caught 11 passes for 242 yards in 2005 and the most by Penn State freshman since DaeSean Hamilton caught 30 passes for 402 yards in 2014.
- In the Maryland game, Washington became the first Penn State true freshman to have two touchdown receptions in a game since **Pat Freiermuth** did so against Rutgers in 2018.
- Washington caught a 9-yard touchdown pass in overtime at Indiana, marking the second-straight season opener with a true freshman catching a touchdown pass. **Brenton Strange** caught a 4-yard touchdown reception against Idaho in 2019.
- Washington is the first true freshman wide receiver to start a season opener since Brandon Polk against Temple in 2015.

CONSISTENT TARGETS

- TE **Pat Freiermuth** has a reception in his last 29 games (all but his first career game), the fifth-longest active streak in FBS and tied for the longest among tight ends through November 14.
- Freiermuth's 29-straight games with a catch is a school record for consecutive games with a reception by a tight end.

Most Consecutive Games with a Reception (Nov. 14)

#	Polis	First-Last
1.	Justin Hall, Ball State	38
2.	JD Spielman, Nebraska/TCU	36
3.	CT Thomas, Boise State	34
4.	Rashod Bateman, Minnesota	30
5.	Pat Freiermuth, Penn State (TE)	29
	Jake Ferguson, Wisconsin (TE)	29
	Cornelius McCoy, Georgia State	29
	Marquez Stevenson, Houston	29
	Austin Trammell, Rice	29
10.	Emeka Emezie, NC State	28

- WR **Jahan Dotson** has caught at least one pass in 25-straight games, dating back to the Indiana game in 2018.

TE TARGET

- TE **Pat Freiermuth** owns 92 career receptions, sitting 20th all-time and second among tight ends (Mike Gesicki, 129) at Penn State.
- Freiermuth had a career-high 113 yards receiving at Nebraska for his second career 100-yard receiving game. It included a career-long 74-yard reception in the fourth quarter to set up a Nittany Lion touchdown.

TOUCHDOWNS FOR THE TIGHT END

- TE **Pat Freiermuth** owns the Penn State career record for receiving touchdowns by a tight end with 16 career touchdown grabs. He broke a tie with Mike Gesicki (2014-17) with a touchdown catch at Indiana.
- Freiermuth's 16th career touchdown grab at Indiana moved him into a tie for eighth all-time in receiving touchdowns at Penn State with O.J. McDuffie (1988-92). Freiermuth moved past **Terry Smith** (1988-91), Joe Jurevicius (1994-97) and Gesicki.
- Freiermuth had seven touchdowns last season to rank fourth in FBS among tight ends. Among all positions, he ranked tied for seventh in the Big Ten.

MOVING THE BALL

- Penn State ranks fourth in the Big Ten in total offense, averaging 418.0 yards per game.
- Penn State's 501 yards of total offense at Nebraska was its most since the 529 it recorded in the 2019 Cotton Bowl vs. Memphis.
- Penn State ran 91 offensive plays at Nebraska, marking back-to-back games (Maryland) with 90 or more plays. The last time the Nittany Lions had back-to-back games with 90 or more plays came in 2012 (99 vs. Northwestern, 10/6/12; 90 vs. Iowa, 10/20/12).
- Penn State leads the Big Ten with 126 first downs.
- Penn State's 126 first downs are tied for the 12th-most by a team this season in its first five games with Florida. UCF totaled 153 to lead the FBS, while Alabama (144), North Carolina (139), North Texas (139) and Memphis (135) round out the top five.
- Twenty-one FBS teams have totaled at least 120 first downs in their first five games.
- Penn State's 126 first downs are tied for second-most in its first five games since at least 2000. The Nittany Lions had 129 first downs in 2008 and 126 in 2018.
- Penn State has gained 30 first downs in two of the last three weeks (Maryland; at Nebraska), which are tied for the fourth-most in the James Franklin era.

SEASON HONORS

TARIQ CASTRO-FIELDS, CORNERBACK

Senior Bowl Invitation (Accepted)

JAHAN DOTSON, WIDE RECEIVER

Biletnikoff Award Watch List (Midseason)

MICHAEL MENET, OFFENSIVE LINE

Senior Bowl Invitation (Accepted)

JAYSON OWEH, DEFENSIVE END

PFF National Team of the Week (Indiana)

SHAKA TONEY, DEFENSIVE END

Senior Bowl Invitation (Accepted)

COACHING STAFF POTW

The Penn State coaching staff chooses players of the week in all three phases. Here are these selections:

OCT. 24 - INDIANA

- UTZ Defensive:.....Jayson Oweh
- PA Lottery Offensive:.....Pat Freiermuth
- D-Squad Offensive:.....Joseph Bruno & Nick Dawkins
- D-Squad Defensive:.....Max Chizmar & Robbie Dwyer
- D-Squad Special Teams:.....Trevor Baker

OCT. 31 - OHIO STATE

- UTZ Defensive:.....Brandon Smith
- PA Lottery Offensive:.....Jahan Dotson
- D-Squad Offensive:.....Mason Stahl & Olu Fashanu
- D-Squad Defensive:.....Dylan Farronato & Dan Vasey
- D-Squad Special Teams:.....Ben Wilson

NOV. 7 - MARYLAND

- UTZ Defensive:.....PJ Mustipher
- PA Lottery Offensive:.....Parker Washington
- D-Squad Offensive:.....Justin Kopko & Tyler Warren
- D-Squad Defensive:.....Enzo Jennings & Jake Wilson
- D-Squad Special Teams:.....Dylan Farronato

NOV. 14 - NEBRASKA

- UTZ Defensive:.....Brandon Smith
- PA Lottery Offensive:.....Pat Freiermuth
- D-Squad Offensive:.....Jimmy Christ & Mason Stahl
- D-Squad Defensive:.....Tyler Elsdon & Aeneas Hawkins
- D-Squad Special Teams:.....Justin Weller

NOV. 21 - IOWA

- UTZ Defensive:.....Shaka Toney
- PA Lottery Offensive:.....Jahan Dotson
- D-Squad Offensive:.....Trevor Baker & Tank Smith
- D-Squad Defensive:.....Cody Romano & Alex Furmanek
- D-Squad Special Teams:.....Jaden Seider

COACHING STAFF NOTES

COACHING STAFF CHANGES

- Penn State added offensive coordinator/quarterbacks coach **Kirk Ciarrocca**, defensive line coach **John Scott Jr.**, wide receivers coach **Taylor Stubblefield** and offensive line coach **Phil Trautwein**.
- Ciarrocca spent the last three seasons as offensive coordinator and quarterbacks coach at Minnesota. In 2019, the Golden Gophers posted a 10-win regular season for the first time since 1905, thanks in part to the third-highest scoring offense in program history and the second-most passing yards in a season by the Gophers.
- Scott joins the Nittany Lions after spending the previous three seasons in the SEC. He was the defensive line coach during the 2019 season at South Carolina and spent previous two seasons at Arkansas as the defensive tackles coach in 2018 and defensive line coach in 2017.
- Stubblefield comes from the University of Miami, where he was the wide receivers coach. Stubblefield is no stranger to the Big Ten, as he was a consensus All-American wide receiver as a player at Purdue. He finished his career with an NCAA-record 325 receptions at the time and ranked second in Big Ten history with 3,629 yards.
- Trautwein served as the offensive line coach for the last two seasons at Boston College. He guided all five of his starting offensive linemen to 2019 All-ACC honors. Trautwein was a two-time All-SEC selection and two-time team captain as a left tackle at Florida, where he won a pair of BCS National Championships in 2006 and 200

PENNSYLVANIA TIES

- The Penn State coaching staff is deeply rooted in Pennsylvania, with four members originally hailing from the Keystone state.
- Central PA**
 - Defensive Coordinator **Brent Pry** - Altoona
 - Offensive Coordinator **Kirk Ciarrocca** - Lewisberry
- Eastern PA**
 - Head Coach **James Franklin** - Langhorne
- Western PA**
 - Cornerbacks **Terry M. Smith** - Aliquippa

FRANKLIN NAMED TO DODD TROPHY PRESEASON WATCH LIST

- Head coach **James Franklin** was named to the 2020 Dodd Trophy Watch List, the Bobby Dodd Coach of the Year Foundation and the Chick-fil-A Peach Bowl announced. The list includes 18 of the nation's top college football coaches.
- The Dodd Trophy celebrates the head coach of a team who has success on the gridiron, while also stressing the importance of scholarship, leadership and integrity – the three pillars of legendary coach Bobby Dodd's coaching philosophy. The watch list was created through a selection process by the Bobby Dodd Coach of the Year Foundation and Chick-fil-A Peach Bowl, taking into consideration each program's graduation rate, commitment to service and charity in the community, projected success for the 2020 season and Academic Progress Rate (APR).

PILING UP THE POINTS

- Penn State has scored 40 points 19 times since 2016.
- By comparison, from 2008 until 2015, the Nittany Lions had 18 40-point outings.

Scoring Benchmarks Since 2016 (56 games)

Pts.	#	Last
50+	11	Dec. 28, 2019; vs. Memphis (W, 53-39)
40+	19	Dec. 28, 2019; vs. Memphis (W, 53-39)
30+	36	Oct. 24, 2020; at Indiana (L, 35-36 OT)
20+	51	Nov. 32, 2020; Iowa (L, 21-41)

LEVIS SEES ACTION

- QB **Will Levis** made his second career start against Iowa.
- Levis completed 13-of-16 passes for 106 yards and rushed for 34 yards on 13 carries.
- On the Nittany Lions' scoring drive in the first quarter, Levis connected on six passes and rushed for 44 yards.
- Levis ranks 12th all-time at Penn State with 309 career rushing yards as a quarterback.
- Levis entered in the second quarter at Nebraska for his first extended action since starting against Rutgers to close out the 2019 regular season.
- Levis completed 14-of-31 passes for 219 yards at Nebraska. He set career highs for completions, attempts and yards.
- Levis rushed for 61 yards while tying a career high with 18 carries.
- Levis completed three passes of 20 or more yards, including a career-long 74 completion to **Pat Freiermuth** in the fourth quarter.

CLIMBING THE PASSING CHARTS

- QB **Sean Clifford**'s career passing efficiency rating of 146.2 currently ranks as the best in Penn State history.
 - Clifford's career completion percentage of 58.8 currently ranks third in Penn State history.
 - Clifford has 3,919 career passing yards to sit 12th all-time at Penn State.
 - Clifford's 340 yards passing against Maryland ranks tied for 16th in a single game in program history, matching his own mark at Minnesota in 2019 and Christian Hackenberg's performance at Indiana in 2013.
 - Clifford ranks tied for fifth all-time at Penn State with three games of 300 yards passing. He is tied with Daryl Clark (2006-09) after throwing for 340 yards against Maryland.
 - Clifford ranks tied for 10th all-time at Penn State with nine career games of 200-plus yards passing. He is tied with Todd Blackledge (1980-82) and Wally Richardson (1992, 94-96).
 - Clifford has 281 career completions, ranking him 12th all-time at Penn State.
 - Clifford has attempted 478 career passes to rank 15th all-time at Penn State.
 - Clifford attempted a program-record 57 passes against Maryland. The record was previously held by Christian Hackenberg (55; at Indiana, 2013).
- See Records Watch on Pages 22-25**

DUAL THREAT

- QB **Sean Clifford** ranks fifth in the Big Ten with 250.4 yards of total offense per game.
- See National Nits on Page 8**
- Clifford's 4,500 career total offense yards rank 12th all-time at Penn State.
- Clifford has 42 career touchdowns responsible for to rank 11th all-time at Penn State.
- Clifford has surpassed 350 yards of total offense twice this season, totaling 357 at Indiana and 366 against Maryland. In his career, those efforts only trail a 452-yard game at Maryland (2019) and a 379-yard game at Minnesota (2019).
- Clifford ran for a career-best 119 yards on 17 carries at Indiana. It was his first career 100-yard rushing game and Penn State's first 100-yard rushing game by a quarterback since Will Levis ran for 108 yards against Rutgers in 2019.

- Clifford has 581 career rushing yards to rank eighth all-time at Penn State in rushing yards by a quarterback.
 - Clifford scored on a 35-yard run at Indiana. It was Clifford's second career rushing touchdown over 30 yards, joining his 38-yard run against Indiana in 2019.
- See Records Watch on Pages 22-25**

DEPTH TESTED AT RUNNING BACK

- RB **Journey Brown** announced his medical retirement from football due to hypertrophic cardiomyopathy on Nov. 11, while RB **Noah Cain** suffered a season-ending injury on the first drive of the season at Indiana.
- Brown was on the 2020 Doak Walker, Hornung and Maxwell Award preseason watch lists, while Cain was also on the Doak Walker list.
- Brown finishes his career with the Nittany Lions having played 22 games, rushing for 934 yards on 137 attempts (6.8 average) and 13 touchdowns. In the final five games of his career, he ran for 593 yards on 78 carries (7.6) with seven touchdowns.
- Brown averaged 6.89 yards per carry in 2019 for the Nittany Lions, ranking fifth all-time at Penn State, while his 12 rushing touchdowns finished tied for 13th at PSU.
- Penn State ran for 396 yards in the Cotton Bowl, a program-record for a bowl game and the second-most in Cotton Bowl history, and Brown was a big part of that. The Meadville, Pa, native set a Penn State bowl record with 202 yards in the Cotton Bowl vs. Memphis (12/28/19), topping Saquon Barkley's 194 yards in the 2017 Rose Bowl. The 202-yard rushing mark ranks sixth in Cotton Bowl history and he set a Penn State bowl record with 12.6 yards per carry in the game, shattering the previous mark of 8.6 yards per carry set by Curt Warner in the 1980 Fiesta Bowl.
- Cain set a Penn State freshman record last season with eight rushing touchdowns, passing D.J. Dozier (1983) and Saquon Barkley's (2015) seven. He also became the first Penn State freshman to run for 100 yards in back-to-back games (105 yards vs. Purdue; 102 yards at Iowa) since Barkley in 2015.

FORD AND TRUE FRESHMEN LEAD LAWNBOYZ

- With the losses of **Journey Brown** and **Noah Cain**, Penn State has relied on **Devyn Ford** as the starter with support from true freshmen **Caziah Holmes** and **Keyvone Lee**.
- The trio has combined for 99 carries for 405 yards and four touchdowns.
- Ford leads the trio with 56 carries for 209 yards and two touchdowns.
- Lee scored on a 6-yard run against Iowa. He also caught six passes for 41 yards and scored on a two-point conversion reception.
- At Nebraska, Holmes rushed for a career-high 50 yards on four carries, including a career-long 36-yard run.
- Holmes has 24 carries for 103 yards in the first five games.
- Lee scored his first career touchdown at Nebraska on a career-long 31-yard burst in the third quarter, and also set career highs with 49 yards on eight carries.
- Lee has 19 carries for 93 yards and two touchdowns for the season.

DEFENSE NOTES

BEHIND THE LINE

- Penn State's 2.40 sacks per game rank fifth in the Big Ten.
- Penn State's 12 sacks have been tallied by eight different players.
- The Nittany Lions tallied 10 tackles for loss and three sacks against Iowa.
- Penn State registered its 23rd game with 10 or more tackles for loss in the James Franklin era.
- DE Shaka Toney notched three tackles for loss, two sacks and a forced fumble against Iowa.
- It was Toney's second game with multiple sacks this season. He also had two at Indiana.
- Toney has collected two or more sacks in five career games and has recorded two or more sacks in a quarter three times in his career (2018 at Indiana, 2019 vs. Purdue, 2020 at Indiana).
- It marks the second straight season that Toney has had at least 4.0 sacks through the first five games of the season. He had 5.0 in the first five contests of 2019.
- Toney has 19.5 career sacks, tied for 10th all-time at Penn State, passing Bob White, Don Graham, Yetur Gross-Matos, Jay Alford, LaVar Arrington and Bruce Clark.
- Toney also has 27.5 career tackles for loss. He has seven career games with at least two tackles for loss.
- Penn State's 3.27 sacks per game over the last five years (2015-20) trail only Clemson (3.33).
- Penn State's 232 sacks over the last six years (2015-20) are third only to Clemson (273) and Alabama (235).
- Over the last six years, Penn State has cumulated a 9.14 percent sack percentage (232 sacks on 2,580 plays), which ranks third behind Clemson (10.17%) and Michigan (9.47%).
- PSU posted five consecutive 40-plus sack seasons for the first time in program history after totaling 45 last season, 47 in 2018, 42 in 2017, 40 in 2016 and 46 in 2015.

See National Nits on Page 8

OWEH LEADS D-LINE

- DE **Jayson Oweh** is averaging 6.6 tackles per game to rank sixth in the FBS and second in the Big Ten among defensive linemen.
- His 33 tackles are tied for the team-lead. He's also tied for the team-lead with 5.5 tackles for loss.
- Oweh's 33 tackles are the most in the first five games of a season by Penn State defensive lineman since at least 2000. Daquan Jones (2013) is the only other Penn State defensive lineman to total at least 30 tackles in the first five games of a season since 2000.
- Oweh has 25 tackles over the last three weeks, tallying nine at Nebraska, a career-best 10 tackles the previous week against Maryland and six against Iowa.
- Before the Maryland game, Oweh set what was then a career-high of six tackles against Ohio State.
- Oweh has a tackle for loss in his last four games.
- Oweh is the first Penn State defensive lineman with 10 or more tackles in a game since Yetur Gross-Matos against Indiana in 2018 (10 tackles).

LINEBACKER U'S NEW CLASS

- Penn State has three new starters at linebacker this season after Micah Parsons opted-out of the season and Cam Brown and Jan Johnson both exhausted their eligibility and moved on to the NFL.
- Brown (26 starts, 199 tackles), Johnson (26, 150 tackles) and Parsons (13, 192 tackles) combined for 65 starts and 541 tackles in their careers.
- Penn State's primary 2020 starting trio of **Ellis Brooks** (0 starts, 69 tackles), **Brandon Smith** (0 starts, 14 tackles) and **Jesse Luketa** (2 starts, 31 tackles) entered the season combining for two starts and 114 tackles in their careers.
- Brooks is tied for the team-lead this season with 33 tackles.
- Brooks recorded his 100th career tackle at Nebraska and set a career high with 11 tackles against Ohio State.
- Brooks also has 4.5 tackles for loss and tallied his first sack of the season at Nebraska.
- At Nebraska, Luketa notched a career-best nine tackles and his first career solo tackle for loss, while Smith tallied a career-high six tackles and his first career interception in the fourth quarter.

TOTAL DEFENSE

- Penn State ranks fourth in the Big Ten and 36th nationally allowing 360.2 yards per game.
- The 298 yards allowed at Nebraska marked the second time this season Penn State had held an opponent under 300 yards of offense (211 vs. Indiana).

VIRTUAL VALLEY

VITRUAL VALLEY EXPERIENCE

- Penn State Athletics announced the Virtual Valley Experience as a way to virtually bring Nittany Lion fans to football game days, including having a presence in Beaver Stadium. Virtual Valley will also give fans behind-the-scenes access to the Penn State football program all season long.
- Due to the ongoing COVID-19 pandemic, tailgating or gathering on campus and/or in University parking lots is not permitted and will be monitored closely. If fans choose to gather at their home, Penn State recommends following local health and safety guidelines as Nittany Nation virtually comes together on football Saturdays. The Virtual Valley Experience website will be updated weekly. Visit the site at GoPSUsports.com/virtualvalley to find out more.
- Athletics is encouraging fans to participate in any of the three options to have a presence in Beaver Stadium, by purchasing a fan cutout or participating in the Raise the Song virtual campaign or posting their photos on social using #PSUPride.
- Fans can purchase cutouts of themselves to be placed inside Beaver Stadium for the entire 2020 football season. Cutouts are \$85 for the first cutout, \$75 for each additional cutout (up to three additional cutouts) and \$65 for Penn State students for the season.
- Portions of the net proceeds from this initiative will be donated to THON, as well as Penn State equity and inclusion programs: Bunton-Waller scholarship program and Multicultural Faculty Development Support Funds. The Bunton-Waller scholarship is named in honor of Mildred Settle Bunton (1932), recognized as the first African American woman to graduate from Penn State, and Calvin Hoffman Waller (1904), believed to be Penn State's first African American graduate. The scholarship is given to students who enhance the broad and diverse student population at PSU.
- The cutouts will be placed inside Beaver Stadium and visible to the student-athletes. Traditionally for the biggest games of the season, fans are asked to Penn State White Out gear to create the greatest atmosphere in college football. While this season will be different, we are still asking fans to wear their Penn State White Out gear in their submitted image. For more information and to purchase your fan cutouts, visit www.gopsusports.com/cutouts.
- The Raise the Song virtual campaign asks Penn State fans to submit videos of themselves cheering on the Nittany Lions. Those videos will be used in-stadium on game day to support our student-athletes. Videos may also be featured during virtual programming or on Penn State Athletics social media accounts. Fans can submit their videos at: www.gopsusports.com/raisethesong.
- The long-running Penn State Coaches Show featuring James Franklin presented by Pepsi airs Thursday evenings at 6 p.m. and is available on Penn State Sports Network affiliates and LionVision. On game days, the Penn State Sports Network pregame and postgame shows will air on network affiliates, as well as LionVision, and features Steve Jones and Jack Ham. The postgame show is presented by the PA Propane Foundation.
- The Unrivaled Pregame Show airs at 8 a.m. each week. This new show will bring the game day experience into fans' homes by highlighting the traditions and fan experiences which make Penn State the best game experience in the country. The Unrivaled Postgame Show, returning for its second season, recaps the game with coach and student-athlete interviews. Both programs are available to fans for free on LionVision, Facebook LIVE and Twitter.

Additional virtual initiatives for the 2020 football season include:

- Fan Photos on Beaver Stadium Videoboard – Fans can show their support of Penn State football student-athletes by posting photos on Twitter and Instagram using the hashtag #PSUPride. Photos will be featured on the videoboards in Beaver Stadium during home games and on the Virtual Valley Experience website.
- Unrivaled Podcast – Unrivaled: The Official Podcast of Penn State Football, returns for its second season with new episodes each Thursday.
- Virtual Tailgate of the Game Contest – Each game day, fans will be asked to share photos of their socially distant or virtual tailgates on social media, using #PSUTailgate. The fans showing the most Penn State spirit will be selected as the Tailgate of the Game and claim a prize from the Nittany Lion Club.
- Behind the Mic – The Penn State Sports Network brings fans into the radio booth with Steve Jones and Jack Ham. Watch and listen to Steve and Jack as they broadcast the game. Please note, this video feed does not show the game.
- Halftime Trivia Contest – Each week at halftime of the game, fans will have the opportunity to participate in the Penn State Football-themed trivia contest.
- Nittany Lion Club Tailgate Cookbook Recipe of the Week – The Nittany Lion Club will feature its Recipe of the Week each Wednesday.
- Zoom Backgrounds – Penn State Athletics has a variety of virtual Zoom backgrounds, including tailgate lot views, available on GoPSUsports.com.

Virtual Valley Experience Game Week Schedule

Tuesday	12:30 p.m.	Head Coach James Franklin's Weekly Press Conference	LionVision/Facebook LIVE
Wednesday	-	Nittany Lion Club Tailgate Cookbook Recipe of the Week	@NittanyLionClub social channels
Thursday	-	PSECU Game Preview	@PennStateFBall social channels
	-	Unrivaled: The Official Podcast of Penn State Football	@PennStateFBall social channels
	6 p.m.	Penn State Coaches Show featuring James Franklin presented by Pepsi	LionVision/PSSN Affiliates
Friday		Game Preview with Head Coach James Franklin	@PennStateFBall social channels
Saturday	8 a.m.	Unrivaled Pregame Show	LionVision/Facebook LIVE/Twitter
	1.5 hrs. before kickoff	Penn State Sports Network Pregame Show	LionVision/PSSN Affiliates
		Nittany Lion Club's Virtual Tailgate of the Game Contest	@GoPSUsports social channels
	Kickoff	Penn State Sports Network Radio Broadcast	LionVision/PSSN Affiliates
	Kickoff	Behind the Mic Stream with Steve Jones & Jack Ham	LionVision/GoPSUsports Facebook LIVE
	Halftime	Halftime Trivia Contest	@GoPSUsports social channels
	Postgame	Unrivaled Postgame Show	Facebook LIVE/Twitter
	Postgame	Penn State Sports Network Postgame Show Presented by PA Propane Foundation	LionVision/PSSN Affiliates

PRESEASON HONORS

JOURNEY BROWN, RUNNING BACK

Watch List

Maxwell Award Watch List (National Player of the Year)

Paul Hornung Award Watch List (Most Versatile)

Doak Walker Award Watch List (Top RB)

Preseason All-Conference

Athlon All-Big Ten (1st Team)

Phil Steele All-Big Ten (1st Team)

NOAH CAIN, RUNNING BACK

Doak Walker Award Watch List (Top RB)

TARIQ CASTRO-FIELDS, CORNERBACK

Athlon All-Big Ten (2nd Team)

Phil Steele All-Big Ten (1st Team)

SEAN CLIFFORD, QUARTERBACK

Watch List

Davey O'Brien Award Watch List (Top QB)

Johnny Unitas Golden Arm Award Watch List (Top Graduating QB)

Manning Award Watch List (Top QB)

Wuerffel Trophy Watch List (Community)

Preseason All-Conference

Athlon All-Big Ten (3rd Team)

Phil Steele All-Big Ten (3rd Team)

JAHAN DOTSON, WIDE RECEIVER

Athlon All-Big Ten (3rd Team)

Phil Steele All-Big Ten (3rd Team)

JAMES FRANKLIN, HEAD COACH

Bobby Dodd Trophy Watch List (Top Coach)

PAT FREIERMUTH, TIGHT END

Watch List

John Mackey Award Watch List (Top TE)

Biletnikoff Award Watch List (Top Receiver)

Preseason All-America

AP Preseason All-America (1st Team)

Athlon Sports Preseason All-America (1st Team)

USA Today Preseason All-America (2nd Team)

Walter Camp Preseason All-America (2nd Team)

Phil Steele All-America (1st Team)

Preseason All-Conference

Big Ten Player to Watch

Athlon All-Big Ten (1st Team)

Phil Steele All-Big Ten (1st Team)

WILL FRIES, OFFENSIVE LINE

Phil Steele All-Big Ten (3rd Team)

MICHAL MENET, OFFENSIVE LINE

Rimington Watch List (Top C)

Preseason All-Conference

Athlon All-Big Ten (3rd Team)

Phil Steele All-Big Ten (3rd Team)

PJ MUSTIPHER, DEFENSIVE TACKLE

Athlon All-Big Ten (2nd Team)

JAYSON OWEH, DEFENSIVE END

Phil Steele All-Big Ten (2nd Team)

JAKE PINEGAR, KICKER

Lou Groza Award Watch List (Top K)

SHAKA TONEY, DEFENSIVE END

Nagurski Award Watch List (Defensive Player of the Year)

Athlon All-Big Ten (1st Team)

Phil Steele All-Big Ten (1st Team)

LAMONT WADE, SAFETY

Watch List

Jim Thorpe Award Watch List (Top DB)

Preseason All-Conference

Athlon All-Big Ten (2nd Team)

Phil Steele All-Big Ten (2nd Team)

FUMBLE!

- Penn State forced two fumbles against Iowa.
- One came on a strip-sack in the third quarter by DE **Shaka Toney**, his fourth career forced fumble.
- The second fumble came on a botched snap, which was recovered by S **Lamont Wade** and setup a Penn State touchdown.
- LB **Lance Dixon** forced his first career fumble against Ohio State and LB **Ellis Brooks** did the same at Indiana.
- Last season, Penn State led the FBS with 22 forced fumbles, totaling its most forced fumbles since tallying a team-record 25 in 1968.
- Wade tied a Big Ten record and led FBS for the year with three forced fumbles in a game at Ohio State.

STOPPING THE RUN

- Penn State ranks fifth in the Big Ten and 39th nationally allowing 138.6 yards per game on the ground.
- Indiana attempted only 26 rushes against Penn State, tied for the sixth-lowest by any opponent in the James Franklin era.
- Penn State limited Indiana to 41 yards rushing, the fewest allowed in the conference during the opening week.
See Statistical Highs & Lows on Page 6

SPECIAL TEAMS

STOUT FROM 50

- K/P **Jordan Stout** hit a 50-yard field goal as time expired in the first half against Ohio State for his third career field goal of 50 yards or longer (53-yard field goal vs. Idaho, 2019; 57-yard field goal vs. Pitt, 2019).
- With three career field goals of 50 or more yards, Stout ranks second all-time at Penn State. He is tied with Kevin Kelly (2005-08) and Massimo Manca (1982, 84-86). Chris Bahr (1973-75) holds the program record with six career 50 or more yard field goals.
- Stout also booted a 56-yard punt against Ohio State for his first career punt of more than 50 yards.
See Records Watch on Pages 22-25

PINEGAR CLIMBING KICKING CHARTS

- K **Jake Pinegar** has converted 31 career field goals to rank 13th all-time at Penn State.
- Pinegar has 43 career field goal attempts, which is 13th on the program's all-time list with Herb Mendhart (1976, 1978-80) and Ray Tarasi (1986-89).
- Pinegar has made 119 extra points rank fifth all-time at Penn State.
- Pinegar ranks 12th on Penn State's career scoring list with 212 career points. With 11 points at Nebraska, he passed Ki-Jana Carter (204; 1992-94) and Massimo Manca (206; 1982, 1984-86).
- Pinegar has scored double-digit points on six occasions, last doing so at Nebraska (11).
See Records Watch on Pages 22-25

SUTHERLAND HIGHLIGHTS PENN STATE NUMBER CHANGES

- A new tradition begins at Penn State as the No. 0 will be worn by the team's special teams leader. This season, it will be **Jonathan Sutherland**.
- The No. 0 announcement was made following practice on Oct. 17. Sutherland was presented with his new jersey in Beaver Stadium.
- Sutherland was twice named as the Coaching Staff's Special Teams Player of the Week last season, blocking a pair of punts in the season opener against Idaho and making a pair of tackles in punt coverage against Pitt, respectively.
- Additionally, five Nittany Lions are wearing new numbers in 2020: **Jaquan Brisker** (1), **Cam Sullivan-Brown** (6), **Sebastian Costantini** (29), **Grayson Kline** (89) and **Bradley King** (93).

SEASON NOTES

OVERTIME OVER TIME

- College football introduced overtime during the bowl season in 1995 and adopted it for regular season games in 1996. Since then, Penn State has played 14 overtime games, including six over the 2012-14 seasons.
- Nine of the 14 overtime tilts have come at home, three in true road games, one in the 2006 Orange Bowl and one in the 2014 PinStripe Bowl.
- Penn State is 8-6 all-time in overtime games, with a 5-4 record at Beaver Stadium, 1-2 mark in true road games and 2-0 ledger at a neutral site.
- Penn State's first two overtime contests came vs. Iowa in 2000 and 2002 at home. The Nittany Lions dropped their first three contests that went to the extra period, but won five straight overtime contests before falling to Nebraska on Nov. 23, 2013.

Penn State's all-time overtime games:

Date	Opponent	Score
11/4/00	IOWA (20T)	L, 23-26
9/28/02	IOWA	L, 35-42
10/12/02	at Michigan	L, 24-27
1/3/06	vs. Florida State (30T) ¹	W, 26-23
10/7/06	at Minnesota	W, 28-27
11/24/12	WISCONSIN	W, 24-21
10/12/13	MICHIGAN (40T)	W, 43-40
11/2/13	ILLINOIS	W, 24-17
11/23/13	NEBRASKA	L, 20-23
10/25/14	OHIO STATE (20T)	L, 24-31
12/27/14	vs. Boston College ²	W, 31-30
10/2/16	MINNESOTA	W, 29-26
9/1/18	APPALACHIAN STATE	W, 45-38
10/24/20	at Indiana	L, 35-36

1 - Orange Bowl, 2 - PinStripe Bowl

PENN STATE DRAWS RATINGS

- The Penn State-Ohio State game in Week 9 drew an average of 6,534,000 viewers, making it the second-most watched game of the season thus far.
- The Penn State-Ohio State game is the most-watched game on an ESPN network this season and drew 27 percent more viewers than ABC's Saturday Night Football average from 2019.
- The Penn State-Ohio State game helped ABC win the night as the most-viewed network in primetime on Saturday.

DEGREES ON THE WALL

- The Nittany Lions have five total graduates on the roster: **Will Fries** (economics), **Isaac Lutz** (accounting), **Antonio Shelton** (broadcast journalism), **Shane Simmons** (communication arts & sciences) and **Justin Weller** (finance).
- Fries and Shelton are working on second degrees in telecommunications, Lutz is working on a graduate degree in real estate analysis and development and Weller is working on a graduate degree in economics.

ACADEMIC SUCCESS

- Penn State posted its first 1,000 single-year APR in program history in 2018-19, topping the previous high of 993 in 2014-15.
- The 2020 spring semester saw the Nittany Lions post a record 89 squad members with at least a 3.0 grade-point average (GPA) with the University's alternative COVID-19 grading system in place.
- The 89 Nittany Lions with a 3.0 GPA or higher surpasses the mark of 56 set by the 2015 fall semester for the most 3.0 students in a semester in football program history.
- A total of 36 Nittany Lions posted a 3.5 GPA or higher while taking at least 12 credits in the 2020 spring semester, marking a school record for Dean's List honorees.
- A program record nine Nittany Lions were named 2019-20 Big Ten Distinguished Scholars.

WELCOME TO THE GAME

- TE **Brenton Strange** became the 10th Nittany Lion to make their first career start this season.
- Fellow TE **Tyler Warren** made his Penn State debut against Iowa. He is one of 11 Nittany Lions and one of nine true freshmen who have made their debut this season.
- WR **Benjamin Wilson** made his Nittany Lion debut against Maryland.
- In the Maryland game, freshman WR **KeAndre Lambert-Smith** made his first career start.
- Freshman receivers **KeAndre Lambert-Smith** and **Parker Washington** both started for the Nittany Lions against the Terrapins, marking the first time two true freshman receivers started for Penn State since Saeed Blacknall and Chris Godwin at Michigan in 2014.
- P **Levi Forrest** made his Penn State debut against Ohio State.
- LB **Lance Dixon** and RB **Devyn Ford** made their first career starts against Ohio State.
- Eight players made their Nittany Lion debut at Indiana: S **Ji'Ayir Brown**, RB **Joseph Bruno**, RB **Caziah Holmes**, LB **Curtis Jacobs**, TE **Theo Johnson**, WR **KeAndre Lambert-Smith**, RB **Keyvone Lee**, WR **Parker Washington**.
- Seven true freshmen made their Penn State debut at Indiana: RB **Joseph Bruno**, RB **Caziah Holmes**, LB **Curtis Jacobs**, TE **Theo Johnson**, WR **KeAndre Lambert-Smith**, RB **Keyvone Lee**, WR **Parker Washington**.
- Six players made their first career start at Indiana: S **Jaquan Brisker**, LB **Ellis Brooks**, CB **Joey Porter Jr.**, LB **Brandon Smith**, OL **Caedan Wallace**, WR **Parker Washington**.

FIVE BOWL TEAMS HIGHLIGHT SCHEDULE

- The Big Ten announced a revised nine-game conference only football schedule on Sept. 19. It has eight scheduled games with the ninth game to be played Dec. 19, featuring an East vs. West match-up as part of Big Ten Champions week.
- The Nittany Lions will face five teams that participated in a bowl game during the 2019 campaign.
- Indiana went 8-4 during the regular season and fell to Tennessee in the TaxSlayer Gator Bowl, 23-22.
- Ohio State won the Big Ten East Division and went on to defeat Wisconsin in the Big Ten Championship Game (34-21). The Buckeyes fell to Clemson in the College Football Playoff Semifinal (29-23).
- Iowa finished the season 10-3 overall after defeating the USC Spartans in the Holiday Bowl, 49-24.
- Michigan earned a spot in the VRBO Citrus Bowl, losing to No. 9 Alabama, 35-16, to finish 9-4 on the year.
- Michigan State finished 7-6 overall after picking up a 27-21 victory over Wake Forest in the New Era Pinstripe Bowl.

LIONS UNDER THE LIGHTS

- The 2020 season marks the 20th straight with at least one regular-season night game on the schedule.
- In 2019, Penn State played its most regular-season night games in program history with four primetime tilts.
- Penn State had a four-game night-game winning streak snapped against Ohio State.
- Penn State's only three losses in its last 14 night games are to Ohio State.
- Penn State is 55-32 at night all-time. The figure breaks down to 16-11 at home, 27-14 on the road and 12-7 in neutral site games. Penn State is 1-1 at regular season neutral sites, 11-6 in bowl games and 1-0 in conference championship games.
- On Oct. 12, 2013, the Lions claimed the longest game in Big Ten history when they edged Michigan under the lights, 43-40, in four overtimes in front of a sellout Beaver Stadium crowd of 107,844 on Homecoming.

2020 CAPTAINS NAMED

- Penn State football head coach **James Franklin** announced redshirt seniors **Michal Menet** and **Shaka Toney**, senior **Lamont Wade**, redshirt juniors **Sean Clifford** and **Jonathan Sutherland**, and juniors **Pat Freiermuth**, **Jesse Luketa** and **Jordan Stout** have been named team captains for the 2020 season.
- Clifford, Freiermuth, Menet and Sutherland (special teams) are captains for the second-straight season.

BIG PRESEASON HONORS

- TE **Pat Freiermuth** was among the 10 players named to the Big Ten preseason honors list, as selected by the conference's media members.

BIG TEN PRESEASON HONOREES

WEST DIVISION	EAST DIVISION
Rashod Bateman, WR, MINN	Kwity Paye, DE, MICH
Tanner Morgan, QB, MINN	Wyatt Davis, OG, OSU
Paddy Fisher, LB, NU	Justin Fields, QB, OSU
Rondale Moore, WR, PUR	Shaun Wade, CB, OSU
Jack Sanborn, ILB, WIS	Pat Freiermuth, TE/H, PSU

See Preseason Honors on Page 14

FREIERMUTH NAMED A WALTER CAMP PRESEASON ALL-AMERICAN

- TE **Pat Freiermuth** earned a spot on the Walter Camp Foundation's Preseason All-American team, presented by Marcum LLP.
 - Walter Camp, considered the "Father of American Football," first named an All-American team in 1889. The 2020 season will be the 131st edition of the team.
 - In late November, the 2020 All-America teams will be selected by the head coaches and sports information directors of the 130 Football Bowl Subdivision schools and will be certified by Marcum's New Haven-based accounting firm.
 - The Walter Camp Football Foundation – a New Haven-based all-volunteer group – was founded in 1967 to perpetuate the ideals of Camp and to continue the tradition of selecting annually an All-America team.
- See Preseason Honors on Page 14**

FAMILY AFFAIR

- Penn Staters know that it is very common for generations of families to all attend Penn State. For a fortunate few, immediate family members are also able to follow in a brother, father or grandfather's footsteps on the Penn State football team.
- Three sons of Penn State lettermen are on the 2020 team.

Father (Letters)	Son (Class)
Brian Chizmar (1986-89)	Max Chizmar (R-Jr.)
Bruce Ellis (1973-76)	Keaton Ellis (So.)
Chris Thorpe (1988)	C.J. Thorpe (R-Jr.)
- Four pairs of brothers are currently represented.

Older (Letters/Class)	Younger (Class)
Adam De Boef (2017)	Collin De Boef (R-Fr.)
Billy Fessler (2017)	Henry Fessler (R-So.)
Kyle Vasey (2018)	Dan Vasey (R-Jr.)
Christian Kuntz (2012)	Zack Kuntz (R-So.)

MEDICAL PROTOCOLS

The Big Ten Council of Presidents and Chancellors (COP/C) adopted significant medical protocols including daily antigen testing, enhanced cardiac screening and an enhanced data-driven approach when making decisions about practice/competition. The COP/C voted unanimously to resume the football season starting the weekend of October 23-24, 2020. The decision was based on information presented by the Big Ten Return to Competition Task Force, a working group that was established by the COP/C and Commissioner Kevin Warren to ensure a collaborative and transparent process.

The Big Ten is requiring student-athletes, coaches, trainers and other individuals that are on the field for all practices and games to undergo daily antigen testing. Test results must be completed and recorded prior to each practice or game. Student-athletes who test positive for the coronavirus through point of contact (POC) daily testing would require a polymerase chain reaction (PCR) test to confirm the result of the POC test.

Each institution has designated a Chief Infection Officer (CInO) who will oversee the collection and reporting of data for the Big Ten Conference. Team test positivity rate and population positivity rate thresholds will be used to determine recommendations for continuing practice and competition.

All COVID-19 positive student-athletes will have to undergo comprehensive cardiac testing to include labs and biomarkers, ECG, Echocardiogram and a Cardiac MRI. Following cardiac evaluation, student-athletes must receive clearance from a cardiologist designated by the university for the primary purpose of cardiac clearance for COVID-19 positive student-athletes. The earliest a student-athlete can return to game competition is 21 days following a COVID-19 positive diagnosis.

In addition to the medical protocols approved, the 14 Big Ten institutions will establish a cardiac registry in an effort to examine the effects on COVID-19 positive student-athletes. The registry and associated data will attempt to answer many of the unknowns regarding the cardiac manifestations in COVID-19 positive elite athletes.

The Big Ten Conference will use data provided by each Chief Infection Officer (CInO) to make decisions about the continuation of practice and competition, as determined by team positivity rate and population positivity rate, based on a seven-day rolling average:

Team positivity rate (number of positive tests divided by total number of tests administered):

- Green 0-2%
- Orange 2-5%
- Red >5%

Population positivity rate (number of positive individuals divided by total population at risk):

- Green 0-3.5%
- Orange 3.5-7.5%
- Red >7.5%

Decisions to alter or halt practice and competition will be based on the following scenarios:

- Green/Green and Green/Orange: Team continues with normal practice and competition.
- Orange/Orange and Orange/Red: Team must proceed with caution and enhance COVID-19 prevention (alter practice and meeting schedule, consider viability of continuing with scheduled competition).
- Red/Red: Team must stop regular practice and competition for a minimum of seven days and reassess metrics until improved.

NIITTANY LIONS IN THE NFL

- A total of 40 Penn State football alumni are populating the rosters of 23 National Football League teams.
- The Nittany Lions annually are among the top 20 programs nationally in producing players in the NFL. In addition, seven former Nittany Lions are members of NFL coaching staffs and two former PSU student-athletes from sports other than football are on rosters.
- Eight players from PSU's 2019 squad are on NFL teams.

NIITTANY LIONS ON NFL ROSTERS

Baltimore Ravens (1): Trace McSorley (2)

Buffalo Bills (1): Ryan Bates (2)

Carolina Panthers (2): Yetur Gross-Matos[®] (R), Shareef Miller (2)

Chicago Bears (2): Jordan Lucas (5)[^], Allen Robinson II (7)

Dallas Cowboys (2): Sean Lee (11), Connor McGovern (2)

Denver Broncos (2): DaeSean Hamilton (3), KJ Hamler (R)

Detroit Lions (3): Jason Cabinda (3), Jesse James (6), Amani Oruwariye (2)

Green Bay Packers (1): Adrian Amos (6)

Houston Texans (1): John Reid (R)

Indianapolis Colts (1): *Robert Windsor (R)*

Las Vegas Raiders (2): *Nick Bowers (R)*, Carl Nassib (5)

Los Angeles Rams (1): Nick Scott (2)

Miami Dolphins (1): Mike Gesicki (3)

Minnesota Vikings (1): Dan Chisena (R)

New Orleans Saints (1): Blake Gillikin[®] (R)[^], *Grant Haley (3)*, *Anthony Zettel (5)*

New York Giants (3): Saquon Barkley (2)[®], Cam Brown (R), Austin Johnson (5)

New York Jets (1): Sam Ficken (4), Chris Hogan[®] (8; former MLAX player), *Ross Travis (5, former MBB player)*

Philadelphia Eagles (1): Miles Sanders (2)

Pittsburgh Steelers (1): Marcus Allen (3)

San Francisco 49ers (2): Kevin Givens (2), Robbie Gould (16)

Tampa Bay Buccaneers (3): Chris Godwin (4), A.Q. Shipley (9), Donovan Smith (6)

Tennessee Titans (2): Jack Crawford (9), DaQuan Jones (7)[^]

Washington Redskins (1): Troy Apke (3)

*Italics indicates practice squad | [®] Team Captain | [®] Injured Reserve
[^] Opt-out*

SEVEN FORMER LIONS ON NFL COACHING STAFFS

Seven former Nittany Lions are patrolling the sidelines as part of NFL coaching staffs in 2020.

Matt Rhule (Carolina, head coach)

Tom Bradley (Pittsburgh, defensive backs)

Bobby Engram (Baltimore, tight ends)

Al Golden (Cincinnati, linebackers)

D'Anton Lynn (Houston, secondary)

Mike Munchak (Denver, offensive line)

Jeff Nixon (Carolina, senior offensive assistant/RBs)

URSCHEL NAMED TO CFP SELECTION COMMITTEE

- John Urschel, a former All-American lineman at Penn State, was named to a three-year term on the CFP Selection Committee.
- Urschel was also a two-time All-Big Ten performer and a 4.0 student at Penn State University. The Baltimore Ravens drafted him in the fifth round of the 2014 NFL draft. He retired after three seasons with the Ravens and enrolled at MIT to pursue a Ph.D. in applied mathematics (expected completion in 2020), which he began work on in January 2016 while he was still playing for the Ravens.
- Urschel earned a bachelor's degree in mathematics in 2012 (in less than three years) and a master's in mathematics a year later (again with a 4.0). During the spring 2013 semester, Urschel taught a section of trigonometry and analytic geometry to Penn State undergraduate students three days a week in addition to his own academic and football responsibilities. He won the Sullivan Award, given to the most outstanding amateur athlete in the country, in 2013. A two-time Academic All-American, he also won the 2013 Campbell Trophy, which recognizes college football's top scholar-athlete.
- Urschel has written a memoir, "Mind and Matter," with his wife, journalist Louisa Thomas, chronicling his life in athletics and academics. Last spring, even as he tackled the commitment of a full-time graduate student, he was a teaching assistant for the first time – in a Differential Equations course.

FUTURE SCHEDULES

2021 Schedule

Sept. 4 at Wisconsin*
 Sept. 11 BALL STATE
 Sept. 18 AUBURN
 Sept. 25 VILLANOVA
 Oct. 2 *Bye*
 Oct. 9 at Iowa*
 Oct. 16 ILLINOIS*
 Oct. 23 at Michigan State*
 Oct. 30 INDIANA*
 Nov. 6 at Maryland*
 Nov. 13 MICHIGAN*
 Nov. 20 at Ohio State*
 Nov. 27 RUTGERS*
 Dec. 4 B1G Championship

2022 Schedule

Sept. 3 at Purdue*
 Sept. 10 OHIO
 Sept. 17 at Auburn
 Sept. 24 CENTRAL MICHIGAN
 Oct. 1 OHIO STATE*
 Oct. 8 at Michigan*
 Oct. 15 ILLINOIS*
 Oct. 22 *Bye*
 Oct. 29 MICHIGAN STATE*
 Nov. 5 at Indiana*
 Nov. 12 MARYLAND*
 Nov. 19 MINNESOTA*
 Nov. 26 at Rutgers*
 Dec. 3 B1G Championship

2023 Schedule

Sept. 2 WEST VIRGINIA
 Sept. 9 DELAWARE
 Sept. 16 at Illinois*
 Sept. 23 at Northwestern*
 Sept. 30 *Bye*
 Oct. 7 INDIANA*
 Oct. 14 at Michigan State*
 Oct. 21 at Ohio State*
 Oct. 28 IOWA*
 Nov. 4 MICHIGAN*
 Nov. 11 UMASS
 Nov. 18 RUTGERS*
 Nov. 25 at Maryland*
 Dec. 2 B1G Championship

2024 Schedule

Aug. 31 at West Virginia
 Sept. 7 BOWLING GREEN
 Sept. 14 at Rutgers*
 Sept. 21 *Open*
 Sept. 28 *Open*
 Oct. 5 MARYLAND*
 Oct. 12 ILLINOIS*
 Oct. 19 at Wisconsin*
 Oct. 26 NEBRASKA*
 Nov. 2 *Open*
 Nov. 9 OHIO STATE*
 Nov. 16 at Michigan*
 Nov. 23 at Indiana*
 Nov. 30 MICHIGAN STATE*
 Dec. 7 B1G Championship
One non-conference game to be scheduled

2025 Schedule

Sept. 6 VIRGINIA TECH
 Sept. 13 VILLANOVA
 Sept. 20 RUTGERS*
 Sept. 27 at Illinois*
 Oct. 4 PURDUE*
 Oct. 11 *Open*
 Oct. 18 at Maryland*
 Oct. 25 at Minnesota*
 Nov. 1 INDIANA*
 Nov. 8 *Open*
 Nov. 15 at Ohio State*
 Nov. 22 MICHIGAN*
 Nov. 29 at Michigan State*
 Dec. 6 B1G Championship
One non-conference game to be scheduled

Future Non-Conference Games

Sept. 12, 2026 at Temple
 Sept. 11, 2027 DELAWARE
 Sept. 18, 2027 TEMPLE

* Big Ten Game

Schedule subject to change

DEPTH CHART

OFFENSE

Wide Receiver
 3 Washington, Parker Fr., 5-10, 205
 85 Lutz, Isaac R-Sr., 5-11, 197
 80 Weller, Justin R-Jr., 6-0, 194

Tight End
 86 Strange, Brenton R-Fr., 6-3, 252
 82 Kuntz, Zack R-So., 6-7, 258
 84 Johnson, Theo Fr., 6-6, 254

Left Tackle
 53 Walker, Rasheed R-So., 6-6, 310
 71 Fries, Will R-Sr., 6-6, 306
 75 Holmes, Des R-Jr., 6-5, 312

Left Guard
 73 Miranda, Mike R-Jr., 6-3, 301
 75 Holmes, Des R-Jr., 6-5, 312
 77 Wormley, Sal R-Fr., 6-3, 317

Center
 62 Menet, Michal R-Sr., 6-4, 306
 73 Miranda, Mike R-Jr., 6-3, 301
 70 Scruggs, Juice R-So., 6-3, 302

Right Guard
 71 Fries, Will R-Sr., 6-6, 306
 69 Thorpe, C.J. R-Jr., 6-3, 313
 55 Whigan, Anthony R-Jr., 6-4, 315

Right Tackle
 79 Wallace, Caedan R-Fr., 6-5, 313
 72 Effner, Bryce R-So., 6-5, 301
 74 Fashanu, Olu Fr., 6-6, 300

Wide Receiver
 13 Lambert-Smith, KeAndre Fr., 6-1, 185
 11 George, Daniel R-So., 6-2, 210
 10 Jones, TJ R-Fr., 6-1, 202

Wide Receiver
 5 Dotson, Jahan Jr., 5-11, 182
 6 Sullivan-Brown, Cam R-Jr., 6-0, 191
 80 Meiga, Malick Fr., 6-4, 198

Quarterback
 7 Levis, Will R-So., 6-3, 222 **OR**
 14 Clifford, Sean R-Jr., 6-2, 217
 9 Roberson, Ta'Quan R-Fr., 5-11, 195

Running Back
 28 Ford, Devyn So., 5-11, 205
 26 Holmes, Caziah Fr., 5-11, 209 **OR**
 24 Lee, Keyvone Fr., 6-0, 230

DEFENSE

Defensive End
 18 Toney, Shaka R-Sr., 6-3, 252
 20 Isaac, Adisa So., 6-4, 251
 46 Tarburton, Nick R-So., 6-3, 252

Defensive Tackle
 97 Mustipher, PJ Jr., 6-4, 300
 51 Beamon, Hakeem R-Fr., 6-3, 292
 91 Ellies, Dvon R-Fr., 6-1, 296
 99 Izzard, Coziah Fr., 6-3, 290

Defensive Tackle
 55 Shelton, Antonio R-Sr., 6-2, 327
 53 Hansard, Fred R-Jr., 6-3, 324
 77 Culpepper, Judge R-So., 6-4, 295

Defensive End
 28 Oweh, Jayson R-So., 6-5, 252
 34 Simmons, Shane R-Sr., 6-3, 257
 92 Vilbert, Smith R-Fr., 6-6, 251

Outside Linebacker
 40 Luketa, Jesse Jr., 6-3, 242
 10 Dixon, Lance R-Fr., 6-2, 225
 12 Smith, Brandon So., 6-3, 244

Middle Linebacker
 13 Brooks, Ellis R-Jr., 6-1, 233
 40 Luketa, Jesse Jr., 6-3, 242
 45 Katshir, Charlie R-So., 6-3, 231

Outside Linebacker
 12 Smith, Brandon So., 6-3, 244
 23 Jacobs, Curtis Fr., 6-1, 226
 10 Dixon, Lance R-Fr., 6-2, 225

Cornerback
 5 Castro-Fields, Tariq Sr., 6-0, 191
 8 Wilson, Marquis So., 5-11, 181
 25 Hardy, Daequan R-Fr., 5-9, 180

Safety
 1 Brisker, Jaquan Sr., 6-1, 210
 0 Sutherland, Jonathan R-Jr., 5-11, 202
 21 Rudolph, Tyler R-Fr., 6-0, 203

Safety
 38 Wade, Lamont Sr., 5-9, 191
 16 Brown, Ji'Ayir Jr., 5-11, 209
 19 Gordon, Trent R-So., 5-11, 199

Cornerback
 9 Porter Jr., Joey R-Fr., 6-2, 193
 2 Ellis, Keaton So., 5-11, 186 **OR**
 25 Hardy, Daequan R-Fr., 5-9, 180

SPECIAL TEAMS

Punter
 98 Stout, Jordan R-Jr., 6-3, 208
 93 Forrest, Levi Fr., 6-5, 184
 92 Pinegar, Jake Jr., 6-2, 192

Kicker (Field Goal)
 92 Pinegar, Jake Jr., 6-2, 192
 98 Stout, Jordan R-Jr., 6-3, 208
 93 Forrest, Levi Fr., 6-5, 184

Kicker (Kickoff)
 98 Stout, Jordan R-Jr., 6-3, 208
 93 Forrest, Levi Fr., 6-5, 184
 92 Pinegar, Jake Jr., 6-2, 192

Holder
 98 Stout, Jordan R-Jr., 6-3, 208
 90 Checa, Rafael R-So., 6-2, 203
 93 Forrest, Levi Fr., 6-5, 184

Long Snapper
 91 Stoll, Chris R-Jr., 6-2, 242
 49 Wright, Michael Fr., 6-1, 197
 50 Chizmar, Max R-Jr., 6-2, 229

Returner (Kickoff)
 28 Ford, Devyn So., 5-11, 205
 38 Wade, Lamont Sr., 5-9, 191
 3 Washington, Parker Fr., 5-10, 205

Off Returner (Kickoff)
 38 Wade, Lamont Sr., 5-9, 191
 28 Ford, Devyn So., 5-11, 205
 24 Lee, Keyvone Fr., 6-0, 230

Punt Returner
 5 Dotson, Jahan Jr., 5-11, 182
 3 Washington, Parker Fr., 5-10, 205
 8 Wilson, Marquis So., 5-11, 181

PRONUNCIATIONS

Ji'Ayir Brown Ji-YEAR
 Tariq Castro-Fields TUH-reek Castro-Fields
 Dvon Ellies Duh-von EL-ees
 Olu Fashanu O-LOU fash-UH-new
 Pat Freiermuth Pat fryer-mewth
 Fred Hansard Hann-SARD
 Daequan Hardy DAY-kwan hardy
 Drew Hartlaub Drew heart-lob
 Caziah Holmes Cuz-EYE-uh Holmes
 Adisa Isaac Uh-dee-suh Isaac
 Golden Israel-Achumba Golden Israel-Uh-chum-buh
 Charlie Katshir Charlie catch-sure
 Zack Kuntz Zack KOON-ts
 Will Levis Will lev-iss
 Jesse Luketa Jesse LUKE-ket-uh
 Malick Meiga Muh-leek Mega
 Michal Menet Michael men-NET
 Jayson Oweh Jason Oh-way
 Jake Pinegar Jake pin-ah-grrr
 Ta'Quan Roberson TAY-kwan Row-burr-son
 Dan Vasey Dan VAY-see
 Caedan Wallace KAY-den Wallace
 Anthony Whigan wig-en

ASSISTANT COACHES



Kirk Ciarrocca
Offensive Coord./
Quarterbacks
 Booth



Brent Pry
Defensive Coord./
Linebackers
 Field



Joe Lorig
Special Teams
Coord./Outside LBs
 Field



Tim Banks
Co-Defensive Coord./
Safeties
 Booth



Tyler Bowen
Co-offensive Coord./
Tight Ends
 Field



John Scott Jr.
Defensive Line
 Field



Ja'Juan Seider
Run Game Coord./
Running Backs
 Field



Terry M. Smith
Asst. Head Coach/
Cornerbacks
 Field



Taylor Stubblefield
Wide Receivers
 Field



Phil Trautwein
Offensive Line
 Field

Kirk shuh-ROCK-uh

JAY-juan cider

Phil trout-wine

18 2020 PENN STATE FOOTBALL

NUMERICAL ROSTER (0-49)

NO.	NAME	POS.	EL.	HT.	WT.	HIGH SCHOOL/COACH	HOMETOWN
0	Sutherland, Jonathan **	S	R-Jr.	5-11	202	Episcopal (Va.)/Panos Voulgaris	Ottawa, Ont.
1	Brisker, Jaquan *	S	Sr.	6-1	210	Lackawanna College/Mark Duda	Pittsburgh, Pa.
2	Bowens, Micah	QB	Fr.	5-11	196	Bishop Gorman/Kenny Sanchez	Las Vegas, Nev.
2	Ellis, Keaton *	CB	So.	5-11	186	State College Area/Matt Lintal	State College, Pa.
3	Johnson, Donovan *	CB	R-Jr.	5-9	180	Cass Tech/Thomas Wilcher	Detroit, Mich.
3	Washington, Parker	WR	Fr.	5-10	205	William B. Travis/Trey Sissom	Sugar Land, Texas
4	Brown, Journey *	RB	R-Jr.	5-11	217	Meadville/Ray Collins	Meadville, Pa.
5	Castro-Fields, Tariq ***	CB	Sr.	6-0	191	Riverdale Baptist School/Caesar Nettles	Upper Marlboro, Md.
5	Dotson, Jahan **	WR	Jr.	5-11	182	Nazareth Area/Tom Falzone	Nazareth, Pa.
6	Sullivan-Brown, Cam *	WR	R-Jr.	6-0	191	Saint Vincent Pallotti/Ian Thomas	Bowie, Md.
7	Levis, Will *	QB	R-So.	6-3	222	Xavier/Andy Guyon	Madison, Conn.
8	Wilson, Marquis *	CB	So.	5-11	181	Windsor/Rob Fleeting	Windsor, Conn.
9	Porter Jr., Joey	CB	R-Fr.	6-2	193	North Allegheny (Pa.)/Art Walker	Bakersfield, Calif.
9	Roberson, Ta'Quan	QB	R-Fr.	5-11	195	DePaul Catholic/John McKenna	Orange, N.J.
10	Dixon, Lance	LB	R-Fr.	6-2	225	West Bloomfield/Ron Bellamy	West Bloomfield, Mich.
10	Jones, TJ	WR	R-Fr.	6-1	202	Columbia/Brian Allen	Lake City, Fla.
11	George, Daniel *	WR	R-So.	6-2	210	Oxon Hill/Craig Jefferies	Fort Washington, Md.
12	Smith, Brandon *	LB	So.	6-3	244	Louisa County/Will Patrick	Louisa, Va.
13	Brooks, Ellis **	LB	R-Jr.	6-1	233	Benedictine College Prep/Greg Lilly	Mechanicsville, Va.
13	Lambert-Smith, KeAndre	WR	Fr.	6-1	185	Maury/Dyrrri McCain	Norfolk, Va.
14	Clifford, Sean *	QB	R-Jr.	6-2	217	St. Xavier/Steve Specht	Cincinnati, Ohio
15	Jennings, Enzo	S	Fr.	6-1	197	Oak Park/Greg Carter	Detroit, Mich.
16	Brown, Ji'Ayir	S	Jr.	5-11	209	Lackawanna College/Mark Duda	Trenton, N.J.
17	Johnson III, Joseph	CB	Fr.	6-2	168	Life Christian Academy/Charles Scott	Richmond, Va.
17	Stahl, Mason	QB	Fr.	6-0	204	Baldwin/Loran Cooley	Pittsburgh, Pa.
18	Toney, Shaka ***	DE	R-Sr.	6-3	252	Imhotep Charter/Albie Crosby	Philadelphia, Pa.
19	Dottin, Jaden	WR	Fr.	6-2	190	Suffield Academy (Conn.)/Drew Gamere	Cambridge, Mass.
19	Gordon, Trent **	S	R-So.	5-11	199	Manvel/Kirk Martin	Spring, Texas
20	Isaac, Adisa *	DE	So.	6-4	251	Canarsie/Brian Ellis	Brooklyn, N.Y.
21	Cain, Noah *	RB	So.	5-10	226	IMG Academy (Fla.)/Kevin Wright	Baton Rouge, La.
21	Rudolph, Tyler	S	R-Fr.	6-0	203	St. Thomas More School/Jeff Moore	Waterbury, Conn.
23	Jacobs, Curtis	LB	Fr.	6-1	226	McDonough School/Hakeem Sule	Glen Burnie, Md.
24	Lee, Keyvone	RB	Fr.	6-0	230	American Collegiate Academy/Ken Johnson	St. Petersburg, Fla.
25	Hardy, Daequan	CB	R-Fr.	5-9	180	Penn Hills/Jon LeDonne	Pittsburgh, Pa.
26	Holmes, Caziaah	RB	Fr.	5-11	209	Cocoa/Ryan Schneider	Titusville, Fla.
27	Hawkins, Aeneas	DT	R-So.	6-2	288	Moeller/John Rodenberg	Cincinnati, Ohio
27	Seider, Jaden	S	R-Fr.	5-10	174	State College Area/Matt Lintal	Morgantown, W.Va.
28	Ford, Devyn *	RB	So.	5-11	205	North Stafford/Joe Mangano	Stafford, Va.
28	Oweh, Jayson *	DE	R-So.	6-5	252	Blair Academy/Jim Saylor	Howell, N.J.
29	Costantini, Sebastian	CB	R-Fr.	5-11	185	Malvern Prep/Dave Gueriera	Collegeville, Pa.
29	Fessler, Henry	WR	R-So.	5-10	182	Cathedral Prep/Mike Mischler	Erie, Pa.
30	Bruno, Joseph	RB	Fr.	6-0	202	Northwest/Mike Neubeiser	Mechanicsburg, Pa.
32	Farronato, Dylan	S	R-Fr.	5-11	187	Lewisburg Area/Marc Persing	Lewisburg, Pa.
33	Mostella, Bryce	DE	Fr.	6-6	248	East Kentwood/Tony Kimbrough	Kentwood, Mich.
34	Simmons, Shane ***	DE	R-Sr.	6-3	257	DeMatha/Elijah Brooks	Laurel, Md.
36	Fisher, Zuriah	LB	Fr.	6-3	244	Aliquippa/ Mike Warfield	Aliquippa, Pa.
36	Self, Makai	CB	R-Fr.	5-9	170	IMG Academy (Fla.)/Kevin Wright	Upper Marlboro, Md.
37	Hartlaub, Drew **	S	R-Jr.	5-11	177	South Western/Chris Heilman	Hanover, Pa.
38	Smith, Tank	RB	R-Fr.	5-7	227	Penn Hills/Jon LeDonne	Pittsburgh, Pa.
38	Wade, Lamont ***	S	Sr.	5-9	191	Clairton/Wayne Wade	Clairton, Pa.
39	Dwyer, Robbie	LB	R-Fr.	6-1	247	Wyoming Valley West/Pat Keating	Pringle, Pa.
40	Luketa, Jesse **	LB	Jr.	6-3	242	Mercyhurst Prep (Pa.)/Jeff Root	Ottawa, Ont.
43	Baker, Trevor	TE/H	R-Jr.	6-3	246	Lewis S. Mills (Conn.)/Jose Santana	Easton, Pa.
43	Elsdon, Tyler	LB	Fr.	6-2	230	North Schuylkill/Wally Hall	Frackville, Pa.
44	Appiah Darkwa, Joseph	DT	R-Fr.	6-5	293	Don Bosco Gymnasium/--	North Rhine-Westphalia, Germany
44	Warren, Tyler	TE	Fr.	6-6	244	Atlee/Matt Gray	Mechanicsville, Va.
45	Katshir, Charlie *	LB	R-So.	6-3	231	Cumberland Valley/Michael Whitehead	Camp Hill, Pa.
46	Tarburton, Nick	DE	R-So.	6-3	252	Pennridge/Jeff Hollenbach	Green Lane, Pa.
47	Friberg, Tommy	TE/H	R-Fr.	6-3	210	State College Area/Matt Lintal	State College, Pa.
47	Furmanek, Alex	LB	R-Fr.	6-2	265	North East/Shawn Humes	North East, Pa.
48	Romano, Cody	S	R-So.	6-2	207	Blair Academy/Jim Saylor	Newton, N.J.
49	Wright, Michael	SN	Fr.	6-1	197	Blessed Trinity Catholic/Tim McFarlin	Roswell, Ga.

NUMERICAL ROSTER (50-99)

NO.	NAME	POS.	EL.	HT.	WT.	HIGH SCHOOL/COACH	HOMETOWN
50	Chizmar, Max	LB	R-Jr.	6-2	229	Mars Area/Scott Heinauer	Mars, Pa.
50	Knutsson, Will	OL	R-So.	6-2	319	McDonogh School/Dom Damico	Fredericksburg, Va.
51	Beamon, Hakeem	DT	R-Fr.	6-3	292	Manchester/Tom Hall	Midlothian, Va.
51	Christ, Jimmy	OL	Fr.	6-7	298	Dominion/Drake Woodard	Sterling, Va.
52	Zalar, Blake	OL	R-Fr.	6-1	286	Shamokin Area/Henry Hynoski	Coal Township, Pa.
53	Hansard, Fred **	DT	R-Jr.	6-3	324	The Hun School/Todd Smith	Burlington, N.J.
53	Walker, Rasheed *	OL	R-So.	6-6	310	North Point/Tom Petre	Waldorf, Md.
54	French II, George	OL	Fr.	6-8	320	Bethlehem Catholic/Joe Henrich	Bethlehem, Pa.
54	Mulbah, Fatorma	DT	Fr.	6-3	289	Susquehanna Township/Joe Headen	Harrisburg, Pa.
55	Shelton, Antonio **	DT	R-Sr.	6-2	327	Westerville-North/Rodger Elander	Columbus, Ohio
55	Whigan, Anthony	OL	R-Jr.	6-4	315	Lackawanna College/Mark Duda	Lexington Park, Md.
56	Vanover, Amin	DT	Fr.	6-4	279	St. Joseph's/Augie Hoffman	Newark, N.J.
57	Traore, Ibrahim	OL	Fr.	6-5	325	Frederick Douglas Academy 1/Andrew Kell	Bronx, N.Y.
59	Konigus, Kaleb	OL	R-So.	6-2	291	Lake-Lehman/Jerry Gilsky	Lehman, Pa.
62	Menet, Michal ***	OL	R-Sr.	6-4	306	Exeter Township Senior/Matt Bauer	Birdsboro, Pa.
63	De Boef, Collin	OL	R-So.	6-5	264	State College Area/Matt Lintal	State College, Pa.
66	Dawkins, Nick	OL	Fr.	6-4	310	Parkland/Tim Moncman	Allentown, Pa.
69	Thorpe, C.J. **	OL	R-Jr.	6-3	313	Central Catholic/Terry Totten	Glenshaw, Pa.
70	Scruggs, Juice	OL	R-So.	6-3	302	Cathedral Prep (Pa.)/Michael Mischler	Ashtabula, Ohio
71	Fries, Will ***	OL	R-Sr.	6-6	306	Cranford/Erik Rosenmeier	Cranford, N.J.
72	Effner, Bryce	OL	R-So.	6-5	301	Metea Valley/Ben Kleinhans	Aurora, Ill.
73	Miranda, Mike **	OL	R-Jr.	6-3	301	Stow-Munroe Falls/Mark Nori	Stow, Ohio
74	Fashanu, Olu	OL	Fr.	6-6	300	Gonzaga College/Randy Trivers	Waldorf, Md.
75	Holmes, Des *	OL	R-Jr.	6-5	312	Cardinal O'Hara/BJ Hogan	Norristown, Pa.
76	Kopko, Justin	OL	R-Fr.	6-3	318	Hanover Area/Mike McCree	Hanover Township, Pa.
77	Culpepper, Judge *	DT	R-So.	6-4	295	H.B. Plant/Robert Weiner	Tampa, Fla.
77	Wormley, Sal	OL	R-Fr.	6-3	317	Smyrna (Del.)/Mike Judy	Newark, N.J.
78	Israel-Achumba, Golden	OL	Fr.	6-4	345	DeMatha Catholic/Bill McGregor	Bowie, Md.
79	Wallace, Caedan	OL	R-Fr.	6-5	313	The Hun School/Todd Smith	Robbinsville, N.J.
80	Meiga, Malick	WR	Fr.	6-4	198	Cegep du Vieux/Renaldo Sagesse	Saint Jerome, QC
80	Weller, Justin	WR	R-Jr.	6-0	194	Wilson/Doug Dahms	Sinking Spring, Pa.
82	Kuntz, Zack *	TE/H	R-So.	6-7	258	Camp Hill/Tim Bigelow	Camp Hill, Pa.
83	Crise, Johnny	WR	Fr.	6-5	201	Highlands/Dom Girardi	Natrona Heights, Pa.
84	Johnson, Theo	TE	Fr.	6-6	254	Holy Names Catholic/Rob McIntyre	Windsor, Ont.
84	Wilson, Benjamin	WR	Sr.	6-2	212	Uniontown/John Fortugna	Uniontown, Pa.
85	Lutz, Isaac **	WR	R-Sr.	5-11	197	Berks Catholic/Rick Keeley	Reading, Pa.
86	Strange, Brenton	TE/H	R-Fr.	6-3	252	Parkersburg/Mike Byus	Parkersburg, W.Va.
87	Freiermuth, Pat **	TE/H	Jr.	6-5	258	Brooks School/Patrick Foley	Merrimac, Mass.
88	Black, Norval	WR	Jr.	6-1	178	Lackawanna College/Mark Duda	Germantown, Md.
89	Kline, Grayson	TE/H	R-So.	6-5	261	Warwick/Bob Locker	Sinking Spring, Pa.
90	Checa, Rafael *	K	R-So.	6-2	203	St. John's College H.S./Joe Casamento	Chevy Chase, Md.
91	Ellies, Dvon	DT	R-Fr.	6-1	296	McDonogh School/Hakeem Sule	Burtonsville, Md.
91	Stoll, Chris *	SN	R-Jr.	6-2	242	St. Francis DeSales/Ryan Wiggins	Westerville, Ohio
92	Pinegar, Jake **	K	Jr.	6-2	192	Ankeny Centennial/Jerry Pezzetti	Ankeny, Iowa
92	Vilbert, Smith	DE	R-Fr.	6-6	251	St Joseph's Regional (N.J.)/Augie Hoffman	Monsey, N.Y.
93	Forrest, Levi	P	Fr.	6-5	184	Richlands/Greg Mance	Richlands, Va.
93	King, Bradley	P	R-Jr.	6-2	214	Lackawanna College/Mark Duda	Geneva, Ill.
94	Wilson, Jake	DE	Fr.	6-3	241	Nazareth Area/Tom Falzone	Nazareth, Pa.
95	Brevard, Cole	DT	Fr.	6-3	312	Carmel/John Hebert	Carmel, Ind.
95	Hilling, Vlad	K	R-So.	5-10	213	Holidaysburg/Homer Delatre	Holidaysburg, Pa.
96	DaSilva, Anthony	K	R-Fr.	5-11	157	Bethlehem Catholic/Joe Henrich	Bethlehem, Pa.
97	Landis, Carson	K/P	R-Jr.	6-2	206	Emmaus/Harold Fairclough	Macungie, Pa.
97	Mustipher, PJ **	DT	Jr.	6-4	300	McDonogh School/Dom Damico	Owings Mills, Md.
98	Stout, Jordan *	K/P	R-Jr.	6-3	208	Virginia Tech/Justin Fuente	Cedar Bluff, Va.
98	Vasey, Dan	DE	R-Jr.	6-4	251	Wallenpaupack/Mark Watson	Lackawaxen, Pa.
99	Izzard, Coziah	DT	Fr.	6-3	290	DeMatha Catholic/Bill McGregor	Columbia, Md.

* - Letters won

20 2020 PENN STATE FOOTBALL

ALPHABETICAL ROSTER (A-J)

NO.	NAME	POS.	EL.	HT.	WT.	HIGH SCHOOL/COACH	HOMETOWN
44	Appiah Darkwa, Joseph	DT	R-Fr.	6-5	293	Don Bosco Gymnasium/--	North Rhine-Westphalia, Germany
43	Baker, Trevor	TE/H	R-Jr.	6-3	246	Lewis S. Mills (Conn.)/Jose Santana	Easton, Pa.
51	Beamon, Hakeem	DT	R-Fr.	6-3	292	Manchester/Tom Hall	Midlothian, Va.
88	Black, Norval	WR	Jr.	6-1	178	Lackawanna College/Mark Duda	Germantown, Md.
2	Bowens, Micah	QB	Fr.	5-11	196	Bishop Gorman/Kenny Sanchez	Las Vegas, Nev.
95	Brevard, Cole	DT	Fr.	6-3	312	Carmel/John Hebert	Carmel, Ind.
1	Brisker, Jaquan *	S	Sr.	6-1	210	Lackawanna College/Mark Duda	Pittsburgh, Pa.
13	Brooks, Ellis **	LB	R-Jr.	6-1	233	Benedictine College Prep/Greg Lilly	Mechanicsville, Va.
16	Brown, Ji'Ayir	S	Jr.	5-11	209	Lackawanna College/Mark Duda	Trenton, N.J.
4	Brown, Journey *	RB	R-Jr.	5-11	217	Meadville/Ray Collins	Meadville, Pa.
30	Bruno, Joseph	RB	Fr.	6-0	202	Northwest/Mike Neubeiser	Mechanicsburg, Pa.
21	Cain, Noah *	RB	So.	5-10	226	IMG Academy (Fla.)/Kevin Wright	Baton Rouge, La.
5	Castro-Fields, Tariq ***	CB	Sr.	6-0	191	Riverdale Baptist School/Caesar Nettles	Upper Marlboro, Md.
90	Checa, Rafael *	K	R-So.	6-2	203	St. John's College H.S./Joe Casamento	Chevy Chase, Md.
50	Chizmar, Max	LB	R-Jr.	6-2	229	Mars Area/Scott Heinauer	Mars, Pa.
51	Christ, Jimmy	OL	Fr.	6-7	298	Dominion/Drake Woodard	Sterling, Va.
14	Clifford, Sean *	QB	R-Jr.	6-2	217	St. Xavier/Steve Specht	Cincinnati, Ohio
29	Costantini, Sebastian	CB	R-Fr.	5-11	185	Malvern Prep/Dave Gueriera	Collegeville, Pa.
83	Crise, Johnny	WR	Fr.	6-5	201	Highlands/Dom Girardi	Natrona Heights, Pa.
77	Culpepper, Judge *	DT	R-So.	6-4	295	H.B. Plant/Robert Weiner	Tampa, Fla.
96	DaSilva, Anthony	K	R-Fr.	5-11	157	Bethlehem Catholic/Joe Henrich	Bethlehem, Pa.
66	Dawkins, Nick	OL	Fr.	6-4	310	Parkland/Tim Moncman	Allentown, Pa.
63	De Boef, Collin	OL	R-So.	6-5	264	State College Area/Matt Lintal	State College, Pa.
10	Dixon, Lance	LB	R-Fr.	6-2	225	West Bloomfield/Ron Bellamy	West Bloomfield, Mich.
5	Dotson, Jahan **	WR	Jr.	5-11	190	Nazareth Area/Tom Falzone	Nazareth, Pa.
19	Dottin, Jaden	WR	Fr.	6-2	185	Suffield Academy (Conn.)/Drew Gamere	Cambridge, Mass.
39	Dwyer, Robbie	LB	R-Fr.	6-1	247	Wyoming Valley West/Pat Keating	Pringle, Pa.
72	Effner, Bryce	OL	R-So.	6-5	301	Metea Valley/Ben Kleinhans	Aurora, Ill.
91	Ellies, Dvon	DT	R-Fr.	6-1	296	McDonogh School/Hakeem Sule	Burtonsville, Md.
2	Ellis, Keaton *	CB	So.	5-11	186	State College Area/Matt Lintal	State College, Pa.
43	Elsdon, Tyler	LB	Fr.	6-2	230	North Schuylkill/Wally Hall	Frackville, Pa.
32	Faronato, Dylan	S	R-Fr.	5-11	187	Lewisburg Area/Marc Persing	Lewisburg, Pa.
74	Fashanu, Olu	OL	Fr.	6-6	300	Gonzaga College/Randy Trivers	Waldorf, Md.
29	Fessler, Henry	WR	R-So.	5-10	182	Cathedral Prep/Mike Mischler	Erie, Pa.
36	Fisher, Zuriah	LB	Fr.	6-3	244	Aliquippa/ Mike Warfield	Aliquippa, Pa.
28	Ford, Devyn *	RB	So.	5-11	205	North Stafford/ Joe Mangano	Stafford, Va.
93	Forrest, Levi	P	Fr.	6-5	184	Richlands/Greg Mance	Richlands, Va.
87	Freiermuth, Pat **	TE/H	Jr.	6-5	258	Brooks School/Patrick Foley	Merrimac, Mass.
54	French II, George	OL	Fr.	6-8	320	Bethlehem Catholic/Joe Henrich	Bethlehem, Pa.
47	Friberg, Tommy	TE/H	R-Fr.	6-3	210	State College Area/Matt Lintal	State College, Pa.
71	Fries, Will ***	OL	R-Sr.	6-6	306	Cranford/Erik Rosenmeier	Cranford, N.J.
47	Furmanek, Alex	LB	R-Fr.	6-2	265	North East/Shawn Humes	North East, Pa.
11	George, Daniel *	WR	R-So.	6-2	210	Oxon Hill/Craig Jefferies	Fort Washington, Md.
19	Gordon, Trent **	S	R-So.	5-11	199	Manvel/Kirk Martin	Spring, Texas
53	Hansard, Fred **	DT	R-Jr.	6-3	324	The Hun School/Todd Smith	Burlington, N.J.
25	Hardy, Daequan	CB	R-Fr.	5-9	180	Penn Hills/Jon LeDonne	Pittsburgh, Pa.
37	Hartlaub, Drew **	S	R-Jr.	5-11	177	South Western/Chris Heilman	Hanover, Pa.
27	Hawkins, Aeneas	DT	R-So.	6-2	288	Moeller/John Rodenberg	Cincinnati, Ohio
95	Hilling, Vlad	K	R-So.	5-10	213	Holidaysburg/Homer Delatre	Holidaysburg, Pa.
26	Holmes, Caziah	RB	Fr.	5-11	209	Cocoa/Ryan Schneider	Titusville, Fla.
75	Holmes, Des *	OL	R-Jr.	6-5	312	Cardinal O'Hara/BJ Hogan	Norristown, Pa.
20	Isaac, Adisa *	DE	So.	6-4	251	Canarsie/Brian Ellis	Brooklyn, N.Y.
78	Israel-Achumba, Golden	OL	Fr.	6-4	345	DeMatha Catholic/Bill McGregor	Bowie, Md.
99	Izzard, Coziah	DT	Fr.	6-3	290	DeMatha Catholic/Bill McGregor	Columbia, Md.
23	Jacobs, Curtis	LB	Fr.	6-1	226	McDonough School/Hakeem Sule	Glen Burnie, Md.
15	Jennings, Enzo	S	Fr.	6-1	197	Oak Park/Greg Carter	Detroit, Mich.
3	Johnson, Donovan *	CB	R-Jr.	5-9	180	Cass Tech/Thomas Wilcher	Detroit, Mich.
17	Johnson III, Joseph	CB	Fr.	6-2	168	Life Christian Academy/Charles Scott	Richmond, Va.
84	Johnson, Theo	TE	Fr.	6-6	254	Holy Names Catholic/Rob McIntyre	Windsor, Ont.
10	Jones, TJ	WR	R-Fr.	6-1	202	Columbia/Brian Allen	Lake City, Fla.

ALPHABETICAL ROSTER (K-Z)

NO.	NAME	POS.	EL.	HT.	WT.	HIGH SCHOOL/COACH	HOMETOWN
45	Katshir, Charlie *	LB	R-So.	6-3	231	Cumberland Valley/Michael Whitehead	Camp Hill, Pa.
93	King, Bradley	P	R-Jr.	6-2	214	Lackawanna College/Mark Duda	Geneva, Ill.
89	Kline, Grayson	TE/H	R-So.	6-5	261	Warwick/Bob Locker	Sinking Spring, Pa.
50	Knutsson, Will	OL	R-So.	6-2	319	McDonogh School/Dom Damico	Fredericksburg, Va.
59	Konigus, Kaleb	OL	R-So.	6-2	291	Lake-Lehman/Jerry Gilsky	Lehman, Pa.
76	Kopko, Justin	OL	R-Fr.	6-3	318	Hanover Area/Mike McCree	Hanover Township, Pa.
82	Kuntz, Zack *	TE/H	R-So.	6-7	258	Camp Hill/Tim Bigelow	Camp Hill, Pa.
13	Lambert-Smith, KeAndre	WR	Fr.	6-1	185	Mauzy/Dyrri McCain	Norfolk, Va.
97	Landis, Carson	K/P	R-Jr.	6-2	206	Emmaus/Harold Fairclough	Macungie, Pa.
24	Lee, Keyvone	RB	Fr.	6-0	230	American Collegiate Academy/Ken Johnson	St. Petersburg, Fla.
7	Levis, Will *	QB	R-So.	6-3	222	Xavier/Andy Guyon	Madison, Conn.
40	Luketa, Jesse **	LB	Jr.	6-3	242	Mercyhurst Prep (Pa.)/Jeff Root	Ottawa, Ont.
85	Lutz, Isaac **	WR	R-Sr.	5-11	197	Berks Catholic/Rick Keeley	Reading, Pa.
80	Meiga, Malick	WR	Fr.	6-4	198	Cegep du Vieux/Renaldo Sagesse	Saint Jerome, QC
62	Menet, Michal ***	OL	R-Sr.	6-4	306	Exeter Township Senior/Matt Bauer	Birdsboro, Pa.
73	Miranda, Mike **	OL	R-Jr.	6-3	301	Stow-Munroe Falls/Mark Nori	Stow, Ohio
33	Mostella, Bryce	DE	Fr.	6-6	248	East Kentwood/Tony Kimbrough	Kentwood, Mich.
54	Mulbah, Fatorma	DT	Fr.	6-3	289	Susquehanna Township/Joe Headen	Harrisburg, Pa.
97	Mustipher, PJ **	DT	Jr.	6-4	300	McDonogh School/Dom Damico	Owings Mills, Md.
28	Oweh, Jayson *	DE	R-So.	6-5	252	Blair Academy/Jim Saylor	Howell, N.J.
92	Pinegar, Jake **	K	Jr.	6-2	192	Ankeny Centennial/Jerry Pezzetti	Ankeny, Iowa
9	Porter Jr., Joey	CB	R-Fr.	6-2	193	North Allegheny (Pa.)/Art Walker	Bakersfield, Calif.
9	Roberson, Ta'Quan	QB	R-Fr.	5-11	195	DePaul Catholic/John McKenna	Orange, N.J.
48	Romano, Cody	S	R-So.	6-2	207	Blair Academy/Jim Saylor	Newton, N.J.
21	Rudolph, Tyler	S	R-Fr.	6-0	203	St. Thomas More School/Jeff Moore	Waterbury, Conn.
70	Scruggs, Juice	OL	R-So.	6-3	298	Cathedral Prep (Pa.)/Michael Mischler	Ashtabula, Ohio
27	Seider, Jaden	S	R-Fr.	5-10	174	State College Area/Matt Lintal	Morgantown, W.Va.
36	Self, Makai	CB	R-Fr.	5-9	170	IMG Academy (Fla.)/Kevin Wright	Upper Marlboro, Md.
55	Shelton, Antonio **	DT	R-Sr.	6-2	327	Westerville-North/Rodger Elander	Columbus, Ohio
34	Simmons, Shane ***	DE	R-Sr.	6-3	257	DeMatha/Elijah Brooks	Laurel, Md.
12	Smith, Brandon *	LB	So.	6-3	244	Louisa County/Will Patrick	Louisa, Va.
38	Smith, Tank	RB	R-Fr.	5-7	227	Penn Hills/Jon LeDonne	Pittsburgh, Pa.
17	Stahl, Mason	QB	Fr.	6-0	204	Baldwin/Loran Cooley	Pittsburgh, Pa.
91	Stoll, Chris *	SN	R-Jr.	6-2	242	St. Francis DeSales/Ryan Wiggins	Westerville, Ohio
98	Stout, Jordan *	K/P	Jr.	6-3	208	Virginia Tech/Justin Fuente	Cedar Bluff, Va.
86	Strange, Brenton	TE/H	R-Fr.	6-3	252	Parkersburg/Mike Byus	Parkersburg, W.Va.
6	Sullivan-Brown, Cam *	WR	R-Jr.	6-0	191	Saint Vincent Pallotti/Ian Thomas	Bowie, Md.
0	Sutherland, Jonathan **	S	R-Jr.	5-11	202	Episcopal (Va.)/Panos Voulgaris	Ottawa, Ont.
46	Tarburton, Nick	DE	R-So.	6-3	252	Pennridge/Jeff Hollenbach	Green Lane, Pa.
69	Thorpe, C.J. **	OL	R-Jr.	6-3	313	Central Catholic/Terry Totten	Glenshaw, Pa.
18	Toney, Shaka ***	DE	R-Sr.	6-3	252	Imhotep Charter/Albie Crosby	Philadelphia, Pa.
57	Traore, Ibrahim	OL	Fr.	6-5	325	Frederick Douglas Academy 1/Andrew Kell	Bronx, N.Y.
56	Vanover, Amin	DT	Fr.	6-4	279	St. Joseph's/Augie Hoffman	Newark, N.J.
98	Vasey, Dan	DE	R-Jr.	6-4	251	Wallenpaupack/Mark Watson	Lackawaxen, Pa.
92	Vilbert, Smith	DE	R-Fr.	6-6	251	St Joseph's Regional (N.J.)/Augie Hoffman	Monsey, N.Y.
38	Wade, Lamont ***	S	Sr.	5-9	191	Clairton/Wayne Wade	Clairton, Pa.
53	Walker, Rasheed *	OL	R-So.	6-6	310	North Point/Tom Petre	Waldorf, Md.
79	Wallace, Caedan	OL	R-Fr.	6-5	313	The Hun School/Todd Smith	Robbinsville, N.J.
44	Warren, Tyler	TE	Fr.	6-6	244	Atlee/Matt Gray	Mechanicsville, Va.
3	Washington, Parker	WR	Fr.	5-10	205	William B. Travis/Trey Sissom	Sugar Land, Texas
80	Weller, Justin	WR	R-Jr.	6-0	194	Wilson/Doug Dahms	Sinking Spring, Pa.
55	Whigan, Anthony	OL	R-Jr.	6-4	315	Lackawanna College/Mark Duda	Lexington Park, Md.
84	Wilson, Benjamin	WR	Sr.	6-2	212	Uniontown/John Fortugna	Uniontown, Pa.
94	Wilson, Jake	DE	Fr.	6-3	241	Nazareth Area/Tom Falzone	Nazareth, Pa.
8	Wilson, Marquis *	CB	So.	5-11	181	Windsor/Rob Fleeting	Windsor, Conn.
77	Wormley, Sal	OL	R-Fr.	6-3	317	Smyrna (Del.)/Mike Judy	Newark, N.J.
49	Wright, Michael	SN	Fr.	6-1	197	Blessed Trinity Catholic/Tim McFarlin	Roswell, Ga.
52	Zalar, Blake	OL	R-Fr.	6-1	286	Shamokin Area/Henry Hynoski	Coal Township, Pa.

* - Letters won

RECORD WATCH

RUSHING

LONGEST RUNS

1.	*92	Blair Thomas vs. Syracuse	1986
	92	Bill Belton at Indiana	2014
	92	Saquon Barkley vs. Washington	2017
4.	90	Bill Suter at Navy	1894
5.	87	Bob Campbell vs. Syracuse	1968
6.	86	Bob Riggie at West Virginia	1964
	85	Journey Brown vs. Pitt	2019
8.	84	Chafie Fields vs. Texas	1996
	84	Larry Johnson vs. Illinois	2002
10.	83	Ki-Jana Carter vs. Oregon	1994
11.	81	Saquon Barkley at Purdue	2016
	81	Devyn Ford vs. Idaho	2019

*non-scoring play

GAME RUSHING YARDS BY A QUARTERBACK

1.	250	Eugene "Shorty" Miller	Carnegie Tech, 1913
2.	175	Trace McSorley	Ohio State, 2018
3.	156	Chuck Peters	Syracuse, 1938
4.	138	Zack Mills	Ohio State, 2001
5.	125	Michael Robinson	Wisconsin, 2005
6.	122	Steve Rollins	Syracuse, 1938
7.	119	Sean Clifford	Indiana, 2020
8.	113	Tony Sacca	Pittsburgh, 1990
	113	Tommy Stevens	Maryland, 2017
10.	112	Michael Robinson	Minnesota, 2005
11.	108	Will Levis	Rutgers, 2019
12.	107	Trace McSorley	Indiana, 2018

SEASON RUSHING YARDS BY A QUARTERBACK

1.	806	Michael Robinson	2005
2.	798	Trace McSorley	2018
3.	491	Trace McSorley	2017
4.	402	Sean Clifford	2019
5.	396	Michael Robinson	2003
6.	365	Trace McSorley	2016
7.	346	John Hufnagel	1971
8.	325	Richie Lucas	1959
9.	315	Rashard Casey	2000
10.	290	Rashard Casey	1999
11.	284	Dick Hoak	1960
12.	282	Daryll Clark	2008
13.	263	Michael Robinson	2002
14.	255	Pete Liske	1962
15.	234	Richie Lucas	1958
16.	213	Will Levis	2019
17.	211	Daryll Clark	2009
18.	201	Zack Mills	2002
19.	198	Tommy Stevens	2016
20.	190	Tommy Stevens	2017
--	182	Sean Clifford	2020

CAREER RUSHING YARDS BY A QUARTERBACK

1.	1697	Trace McSorley	2015-18
2.	1637	Michael Robinson	2002-05
3.	670	Rashard Casey	1997-2000
4.	667	John Hufnagel	1970-72
5.	625	Richie Lucas	1957-59
6.	619	Daryll Clark	2006-09
7.	584	Zack Mills	2001-04
8.	581	Sean Clifford	2018-pres.
9.	506	Tommy Stevens	2016-18
10.	319	Pete Liske	1961-63
11.	318	Galen Hall	1959-61
12.	309	Will Levis	2019-pres.
13.	284	Dick Hoak	1960*
14.	262	Tom Sherman	1965-67
15.	239	Jack White	1964-66

* - Hoak was a running back in 1958-59.

SEASON RUSHING TOUCHDOWNS BY A QUARTERBACK

1.	12	Trace McSorley	2018
2.	11	Michael Robinson	2005
	11	Trace McSorley	2017
4.	10	Daryll Clark	2008
5.	7	Daryll Clark	2009
	7	Trace McSorley	2016
7.	6	Richie Lucas	1958
	6	Richie Lucas	1959
	6	John Hufnagel	1972
	6	Michael Robinson	2002
11.	5	Tom Sherman	1966
	5	Todd Blackledge	1981
	5	Doug Strang	1983
	5	Rashard Casey	1999
	5	Rashard Casey	2000
	5	Matt McGloin	2012
	5	Sean Clifford	2019

CAREER RUSHING TOUCHDOWNS BY A QUARTERBACK

1.	30	Trace McSorley	2015-18
2.	22	Daryll Clark	2007-09
3.	20	Michael Robinson	2002-05
4.	13	John Hufnagel	1970-72
5.	11	Zack Mills	2001-04
6.	10	Todd Blackledge	1980-82
	10	Rashard Casey	1997-2000
8.	8	Doug Strang	1981-84
	8	Tommy Stevens	2016-18
10.	7	Matt McGloin	2009-12
	7	John Shaffer	1983-86
--	6	Sean Clifford	2018-pres.
--	3	Will Levis	2019-pres.

PASSING

CAREER PASSING YARDAGE

1.	9899	Trace McSorley	2015-18
2.	8457	Christian Hackenberg	2013-15
3.	7212	Zack Mills	2001-04
4.	6390	Matt McGloin	2009-12
5.	5869	Tony Sacca	1988-91
6.	5742	Daryll Clark	2006-09
7.	5382	Chuck Fusina	1975-78
8.	5304	Kerry Collins	1991-94
9.	5275	Anthony Morelli	2004-07
10.	4812	Todd Blackledge	1980-82
11.	4419	Wally Richardson	1992, 94-96
12.	3919	Sean Clifford	2018-pres.

SEASON PASSING YARDAGE

1.	3614	Trace McSorley	2016
2.	3570	Trace McSorley	2017
3.	3271	Matt McGloin	2012
4.	3003	Daryll Clark	2009
5.	2977	Christian Hackenberg	2014
6.	2955	Christian Hackenberg	2013
7.	2654	Sean Clifford	2019
8.	2651	Anthony Morelli	2007
9.	2592	Daryll Clark	2008

GAME PASSING YARDAGE

1.	454	Christian Hackenberg vs. UCF	2014
2.	399	Zack Mills vs. Iowa	2002
3.	398	Sean Clifford at Maryland	2019
4.	395	Matt McGloin vs. Indiana	2012
5.	384	Trace McSorley vs. Wisconsin	2016
6.	381	Trace McSorley at Michigan St.	2017
7.	379	Michael Robinson vs. Wisconsin	2003
8.	376	Trace McSorley vs. Michigan St.	2016
9.	371	C. Hackenberg vs. Boston Coll.	2014
10.	366	Mike McQueary vs. Pittsburgh	1997
11.	358	Todd Blackledge at Miami (Fla.)	1981
12.	353	Daryll Clark vs. Akron	2009
13.	352	Kerry Collins at Michigan State	1993
14.	342	Trace McSorley vs. Washington	2017
15.	341	Daryll Clark vs. Michigan State	2008
16.	340	Christian Hackenberg at Indiana	2013
340	Sean Clifford at Minnesota	2019	
340	Sean Clifford at Maryland	2020	

LONGEST PASS PLAYS

1.	95	Sean Clifford to Daniel George vs. Kent St., 2018
2.	93	Trace McSorley to KJ Hamler vs. Ohio State, 2018
3.	92	Bill Hess to Bob Higgins at Pittsburgh, 1919
4.	86	Steve Joachim to Jim Scott at Navy, 1971
5.	85	Trace McSorley to S. Barkley vs. Georgia State, 2017
6.	82	Matt Knizner at Eric Hamilton vs. Pittsburgh, 1986
7.	82	Kerry Collins to Freddie Scott vs. Rutgers, 1994
8.	80	Tom Sherman to Paul Johnson at Maryland, 1967
	80	Doug Strang to Dean DiMidio vs. Alabama, 1983
	80	Pat Devlin to Stephon Green vs. Michigan, 2008
	80	Rob Bolden to Derek Moyer vs. Illinois, 2010
	80	Trace McSorley to Irvin Charles vs. Minnesota, 2016
13.	79	Trace McSorley to John Greene vs. Maryland, 1988
	79	Kevin Thompson to Chafie Fields at Miami (Fla.), 1999
	79	Daryll Clark to Chaz Powell vs. Iowa, 2009
	79	Christian Hackenberg to Geno Lewis vs. UCF, 2014
17.	78	Kevin Thompson to Chafie Fields at Purdue, 1999
18.	76	Chuck Burkhardt to Tom Cherry at UCLA, 1968
	76	John Hufnagel to Jimmy Scott at Boston Coll., 1972
	76	Tom Shuman to Chuck Herd vs. West Virginia, 1973
21.	*75	John Andress to Dick Barvinchak at Iowa, 1975
	75	Tom Bill to David Daniels vs. Temple, 1989
23.	74	Matt McGloin to Derek Moyer at Indiana, 2011
*74	Will Levis to Pat Friermuth at Nebraska, 2020	
24.	73	M. Robinson to Matt Kranchick vs. Wisconsin, 2003
25.	72	Milt Plum to Les Walters vs. Boston, 1956
	72	Tom Shuman to Chuck Herd vs. LSU, 1973
	72	Chuck Fusina to Scott Fitzkee vs. Miami (Fla.), 1977
	72	C. Hackenberg to Chris Godwin vs. Boston Coll., 2014
	72	Trace McSorley to Chris Godwin vs. USC, 2016
72	Sean Clifford to Jahan Dotson vs. Purdue, 2019	

GAME TD PASSES

1.	5	Tony Sacca vs. Georgia Tech	1991
	5	Rashard Casey vs. La. Tech	2000
3.	4	Tom Sherman vs. Pittsburgh	1967
4	4	Chuck Fusina vs. Syracuse	1978
4	4	Todd Blackledge vs. Temple	1982
4	4	Todd Blackledge vs. Maryland	1982
4	4	Todd Blackledge vs. Rutgers	1982
4	4	John Sacca vs. Minnesota	1993
4	4	Kerry Collins vs. Rutgers	1993
4	4	Wally Richardson vs. Auburn	1995
4	4	Zack Mills vs. Iowa	2002
4	4	Michael Robinson at Illinois	2005
4	4	Anthony Morelli vs. Buffalo	2007
4	4	Daryll Clark vs. Michigan State	2008
4	4	Matt McGloin vs. Northwestern	2010
4	4	Matt McGloin vs. Navy	2012
4	4	Matt McGloin vs. Indiana	2012
4	4	C. Hackenberg at Wisconsin	2013
4	4	C. Hackenberg vs. Boston Coll.	2014
4	4	Trace McSorley vs. Michigan St.	2016
4	4	Trace McSorley vs. Wisconsin	2016
4	4	Trace McSorley vs. USC	2016
4	4	Trace McSorley vs. Georgia St.	2017
4	Sean Clifford vs. Buffalo	2019	
4	Sean Clifford at Michigan St.	2019	

SEASON TOUCHDOWN PASSES

1.	29	Trace McSorley	2016
2.	28	Trace McSorley	2017
3.	24	Daryll Clark	2009
	24	Matt McGloin	2012
5.	23	Sean Clifford	2019
6.	22	Todd Blackledge	1982
7.	21	Tony Sacca	1991
	21	Kerry Collins	1994
9.	20	Christian Hackenberg	2013
10.	19	Doug Strang	1983
	19	Anthony Morelli	2007
	19	Daryll Clark	2008
13.	18	Wally Richardson	1995
	18	Trace McSorley	2018
15.	17	Michael Robinson	2005
	17	Mike McQueary	1997
	17	Zack Mills	2002
18.	16	Christian Hackenberg	2015
19.	15	Chuck Fusina	1977
	15	John Hufnagel	1972
--	11	Sean Clifford	2020

CAREER TOUCHDOWN PASSES

1.	70	Trace McSorley	2015-18
2.	48	Christian Hackenberg	2013-15
3.	46	Matt McGloin	2009-12
4.	43	Daryll Clark	2006-09
5.	41	Todd Blackledge	1980-82
	41	Tony Sacca	1988-91
	41	Zack Mills	2001-04
8.	39	Kerry Collins	1991-94
9.	37	Chuck Fusina	1975-78
10.	36	Sean Clifford	2018-pres.

SEASON COMPLETIONS

1.	284	Trace McSorley	2017
2.	270	Matt McGloin	2012
	270	Christian Hackenberg	2014
4.	234	Anthony Morelli	2007
5.	232	Daryll Clark	2009
6.	231	Christian Hackenberg	2013
7.	224	Trace McSorley	2016
8.	208	Anthony Morelli	2006
9.	193	Wally Richardson	1995
10.	192	Daryll Clark	2008
	192	Christian Hackenberg	2015
	192	Trace McSorley	2018
13.	189	Sean Clifford	2019
14.	188	Zack Mills	2002
15.	176	Kerry Collins	1994

CAREER COMPLETIONS

1.	720	Trace McSorley	2015-18
2.	693	Christian Hackenberg	2013-15
3.	606	Zack Mills	2001-04
4.	513	Matt McGloin	2009-12
5.	460	Anthony Morelli	2004-07
6.	444	Daryll Clark	2006-09
7.	401	Tony Sacca	1988-91
8.	378	Wally Richardson	1992, 94-96
9.	371	Chuck Fusina	1975-78
10.	370	Kerry Collins	1991-94
11.	341	Todd Blackledge	1980-82
12.	281	Sean Clifford	2018-pres.

SEASON PASSING ATTEMPTS

1.	484	Christian Hackenberg	2014
2.	446	Matt McGloin	2012
3.	427	Trace McSorley	2017
4.	402	Anthony Morelli	2007
5.	392	Christian Hackenberg	2013
6.	387	Trace McSorley	2016
7.	386	Anthony Morelli	2006
8.	381	Daryll Clark	2009
9.	361	Trace McSorley	2018
10.	359	Christian Hackenberg	2015
11.	335	Wally Richardson	1995
12.	333	Zack Mills	2002
13.	321	Daryll Clark	2008
14.	319	Sean Clifford	2019
15.	311	Michael Robinson	2005
16.	309	Rashard Casey	2000
17.	292	Todd Blackledge	1982
	292	Tony Sacca	1991
19.	279	Wally Richardson	1996
20.	268	Zack Mills	2004

CAREER PASSING ATTEMPTS

1.	1235	Christian Hackenberg	2013-15
2.	1215	Trace McSorley	2015-18
3.	1082	Zack Mills	2001-04
4.	894	Matt McGloin	2009-12
5.	824	Tony Sacca	1988-91
6.	821	Anthony Morelli	2004-07
7.	738	Daryll Clark	2006-09
8.	692	Wally Richardson	1992, 94-96
9.	664	Chuck Fusina	1975-78
10.	658	Todd Blackledge	1980-82
11.	657	Kerry Collins	1991-94
12.	547	John Shaffer	19

RECORD WATCH

SEASON COMPLETION PCT. <i>(Min. 100 attempts)</i>			
1.	.667 (176-264)	Kerry Collins	1994
2.	.665 (224-387)	Trace McSorley	2017
3.	.632 (86-136)	John Hufnagel	1971
4.	.609 (192-321)	Daryll Clark	2009
5.	.605 (270-446)	Matt McGloin	2012
6.	.598 (192-321)	Daryll Clark	2008
7.	.593 (192-361)	Trace McSorley	2018
8.	.592 (189-319)	Sean Clifford	2019
9.	.589 (231-392)	C. Hackenberg	2013
10.	.582 (234-402)	Anthony Morelli	2007
11.	.580 (112-193)	Rob Bolden	2010
12.	.579 (224-387)	Trace McSorley	2016
13.	.579 (169-292)	Tony Sacca	1991
14.	.578 (155-268)	Zack Mills	2004
15.	.577 (142-246)	Chuck Fusina	1977
16.	.576 (193-335)	Wally Richardson	1995
17.	.573 (146-255)	Mike McQueary	1997
18.	.572 (87-152)	Sean Clifford	2020
19.	.566 (137-242)	Chuck Fusina	1978
20.	.565 (188-333)	Zack Mills	2002

CAREER COMPLETION PCT. <i>(Min. 200 attempts)</i>			
1.	.602 (444-738)	Daryll Clark	2006-09
2.	.593 (720-1215)	Trace McSorley	2015-18
3.	.588 (281-478)	Sean Clifford	2018-pres.
4.	.574 (513-894)	Matt McGloin	2009-12
5.	.563 (370-657)	Kerry Collins	1991-94
6.	.561 (693-1235)	C. Hackenberg	2013-14
7.	.560 (606-1082)	Zack Mills	2001-04
8.	.560 (460-821)	Anthony Morelli	2004-07
9.	.559 (371-664)	Chuck Fusina	1975-78
10.	.557 (171-307)	Mike McQueary	1995-97

SEASON YARDS PER ATTEMPT <i>(Min. 100 attempts)</i>			
1.	10.1	Kerry Collins	1994
2.	9.4	John Hufnagel	1972
3.	9.3	Trace McSorley	2016
4.	9.0	Chuck Fusina	1977
5.	8.7	John Hufnagel	1971
6.	8.7	Mike McQueary	1997
7.	8.5	Tom Shuman	1973
8.	8.5	Tony Sacca	1991
9.	8.4	Trace McSorley	2017
10.	8.3	Sean Clifford	2019

CAREER YARDS PER ATTEMPT <i>(Min. 200 attempts)</i>			
1.	8.9	Mike McQueary	1995-97
2.	8.7	John Hufnagel	1970-72
3.	8.2	Sean Clifford	2018-pres.
4.	8.1	Chuck Fusina	1975-78
5.	8.1	Kerry Collins	1991-94
6.	8.1	Trace McSorley	2015-18
7.	7.9	Tom Shuman	1972-74
8.	7.8	Daryll Clark	2005-09
9.	7.5	Tom Sherman	1965-67
10.	7.5	Kevin Thompson	1996-99

SEASON YARDS PER COMPLETION <i>(Min. 100 attempts)</i>			
1.	17.7	John Hufnagel	1972
2.	16.6	Tom Shuman	1973
3.	16.1	Trace McSorley	2016
4.	15.6	Chuck Fusina	1977
5.	15.5	Tom Sherman	1967
6.	15.3	Tony Sacca	1990
7.	15.2	Kerry Collins	1994
8.	15.2	Tony Sacca	1988
9.	15.1	Mike McQueary	1997
10.	15.0	Todd Blackledge	1981
11.	14.7	Doug Strang	1984
12.	14.7	Tony Sacca	1991
13.	14.5	Doug Strang	1983
14.	14.5	Michael Robinson	2005
15.	14.5	Kerry Collins	1992
16.	14.4	Kevin Thompson	1999
17.	14.4	Michael Robinson	2003
18.	14.3	Chuck Fusina	1976
19.	14.0	Matt Sennecca	2001
20.	14.0	Kevin Thompson	1998
21.	14.0	Tom Shuman	1974
22.	14.0	John Andress	1975
23.	14.0	Sean Clifford	2019

CAREER YARDS PER COMPLETION <i>(Min. 200 attempts)</i>			
1.	16.0	Mike McQueary	1995-97
2.	15.9	Tom Sherman	1965-67
3.	15.8	John Hufnagel	1970-72
4.	15.4	Tom Shuman	1972-74
5.	14.7	Doug Strang	1981-84
6.	14.6	Tony Sacca	1988-91
7.	14.5	Chuck Fusina	1975-78
8.	14.3	Kerry Collins	1991-94
9.	14.2	Michael Robinson	2002-05
10.	14.2	Tom Bill	1987-90
11.	14.1	Todd Blackledge	1980-82
12.	14.1	Kevin Thompson	1996-99
13.	13.9	Sean Clifford	2018-pres.
14.	13.9	John Sacca	1991-93
15.	13.7	Chuck Burkhart	1967-69
16.	13.7	Trace McSorley	2015-18
17.	13.6	John Andress	1974-76
18.	13.2	John Shaffer	1983-86
19.	13.1	Matt Knizner	1984-87
20.	12.9	Daryll Clark	2005-09

SEASON TOUCHDOWN PASS PCT. <i>(Min. 100 attempts)</i>			
1.	8.08	Tom Shuman	1973
2.	7.95	Kerry Collins	1994
3.	7.85	Kevin Thompson	1999
4.	7.53	Todd Blackledge	1982
5.	7.49	Trace McSorley	2016
6.	7.41	Pete Liske	1962
7.	7.35	John Hufnagel	1971
8.	7.34	Doug Strang	1983
9.	7.24	Sean Clifford	2020
10.	7.21	Sean Clifford	2019

CAREER TOUCHDOWN PASS PCT.			
1.	9.14	Elwood Petchel	1946-48
2.	7.67	Tom Shuman	1972-74
3.	7.53	Sean Clifford	2018-pres.
4.	7.17	Mike McQueary	1994-97
5.	6.76	Galen Hall	1959-61
6.	6.76	Pete Liske	1961-63
7.	6.48	John Sacca	1992-93
8.	6.37	John Hufnagel	1970-72
9.	6.33	Trace McSorley	2015-18
10.	6.23	Todd Blackledge	1980-82

SEASON PASSING EFFICIENCY <i>(Min. 100 attempts)</i>			
1.	172.9	Kerry Collins	1994
2.	156.9	Trace McSorley	2016
3.	153.7	Trace McSorley	2017
4.	151.8	John Hufnagel	1971
5.	149.8	Tony Sacca	1991
6.	148.5	Sean Clifford	2019
7.	148.0	John Hufnagel	1972
8.	146.4	Chuck Fusina	1977
9.	145.0	Mike McQueary	1997
10.	143.7	Tom Shuman	1973
11.	143.4	Daryll Clark	2008
12.	142.6	Daryll Clark	2009
13.	137.7	Matt McGloin	2012
14.	134.2	Todd Blackledge	1982
15.	134.0	Christian Hackenberg	2013
16.	133.6	Doug Strang	1983
17.	131.8	Kevin Thompson	1999
18.	129.7	Sean Clifford	2020
19.	129.1	Tom Sherman	1967
20.	128.7	John Shaffer	1986

CAREER PASSING EFFICIENCY <i>(Min. 200 attempts)</i>			
1.	146.2	Sean Clifford	2018-pres.
2.	145.6	Mike McQueary	1994-97
3.	144.5	Trace McSorley	2015-18
4.	140.8	John Hufnagel	1970-72
5.	140.4	Daryll Clark	2006-09
6.	137.3	Kerry Collins	1991-94
7.	132.7	Chuck Fusina	1975-78
8.	128.3	Matt McGloin	2009-12
9.	128.0	Tom Shuman	1972-74
10.	127.7	Pete Liske	1961-63

SEASON INTERCEPTION PCT.			
1.	1.12	Matt McGloin	2012
2.	1.46	Kerry Collins	1992
3.	1.67	Christian Hackenberg	2015
4.	1.71	Tony Sacca	1991
5.	1.79	Wally Richardson	1995
6.	1.86	Daryll Clark	2008
7.	1.94	John Sacca	1992
8.	1.94	Trace McSorley	2018
9.	1.96	John Shaffer	1986
10.	2.07	Trace McSorley	2016
11.	2.07	Anthony Morelli	2006
12.	2.19	Sean Clifford	2019
13.	2.47	Pete Liske	1962
14.	2.48	Anthony Morelli	2007
15.	2.55	Christian Hackenberg	2013
16.	2.59	Rashard Casey	2000

CAREER INTERCEPTION PCT.			
1.	2.02	Wally Richardson	1992, 94-96
2.	2.06	Trace McSorley	2015-18
3.	2.10	Matt McGloin	2009-12
4.	2.14	Anthony Morelli	2004-07
5.	2.17	Daryll Clark	2006-09
6.	2.31	John Sacca	1992-93
7.	2.31	Anthony Morelli	2004-07
8.	2.51	Christian Hackenberg	2013-15
9.	2.82	Pete Liske	1961-63
10.	2.83	Rashard Casey	1997-2000
11.	3.14	Sean Clifford	2018-pres.

CAREER WINNING PERCENTAGE AS A STARTING QB <i>(minimum 10 starts)</i>			
1.	1.000	22-0-0	Chuck Burkhart 1968-69
2.	.962	25-1-0	John Shaffer 1984-86
3.	.917	22-2-0	Tom Shuman 1972-74
4.	.897	26-3-0	John Hufnagel 1970-72
5.	.879	29-4-0	Todd Blackledge 1980-82
6.	.871	27-4-0	Chuck Fusina 1976-78
7.	.846	22-4-0	Daryll Clark 2006-09
8.	.808	21-5-0	Kerry Collins 1994-97
9.	.808	21-5-0	Wally Richardson 1992, 94-96
10.	.775	31-9-0	Trace McSorley 2015-18
11.	.773	8-2-1	Tom Sherman 1965-67
12.	.760	19-6-0	Kevin Thompson 1996-99
13.	.750	9-3-0	Mike McQueary 1994-97
14.	.738	29-10-1	Tony Sacca 1988-91
--	.625	10-6	Sean Clifford 2018-pres.

SEASON 300-YD. PASSING GAMES			
1.	5	Trace McSorley	2016
2.	4	Matt McGloin	2012
3.	4	Christian Hackenberg	2013
4.	4	Christian Hackenberg	2014
5.	4	Trace McSorley	2017
6.	2	Kerry Collins	1994
7.	2	Daryll Clark	2009
8.	2	Sean Clifford	2019
--	1	Sean Clifford	2020

CAREER 300-YD. PASSING GAMES			
1.	10	Trace McSorley	2015-18
2.	9	Christian Hackenberg	2013-15
3.	6	Matt McGloin	2009-12
4.	4	Kerry Collins	1991-94
5.	3	Daryll Clark	2006-09
6.	3	Sean Clifford	2018-pres.

SEASON 200-YD. PASSING GAMES			
1.	11	Matt McGloin	2012
2.	11	Trace McSorley	2016
3.	11	Trace McSorley	2016
4.	10	Kerry Collins	1994
5.	9	Christian Hackenberg	2013
6.	8	Daryll Clark	2009
7.	7	Todd Blackledge	1982
8.	7	Michael Robinson	2005
9.	7	Anthony Morelli	2007
10.	6	Tony Sacca	1991
11.	6	Wally Richardson	1995
12.	6	Mike McQueary	1997
13.	6	Daryll Clark	2008
14.	6	Christian Hackenberg	2014
15.	6	Christian Hackenberg	2015
16.	6	Trace McSorley	2018
17.	6	Sean Clifford	2019
--	3	Sean Clifford	2020

CAREER 200-YD. PASSING GAMES			
1.	28	Trace McSorley	2015-18
2.	21	Christian Hackenberg	2013-15
3.	18	Matt McGloin	2009-12
4.	16	Kerry Collins	1991-94
5.	16	Zack Mills	2001-04
6.	14	Daryll Clark	2006-09
7.	11	Chuck Fusina	1975-78
8.	11	Tony Sacca	1988-91
9.	11	Anthony Morelli	2004-07
10.	9	Sean Clifford	2018-pres.

RECORD WATCH

RECEIVING

CAREER RECEIVING YARDAGE		
1.	3026	Bobby Engram 1991-93-95
2.	2842	DaeSean Hamilton 2014-17
3.	2771	Deon Butler 2005-08
4.	2479	Allen Robinson 2011-13
5.	2421	Chris Godwin 2014-16
6.	2395	Derek Moyer 2008-11
7.	2015	Jordan Norwood 2005-08
8.	2008	Bryant Johnson 1999-2002
9.	2006	Kenny Jackson 1980-83
10.	1988	O.J. McDuffie 1988-92
11.	1894	Joe Jurevicius 1994-97
12.	1837	Jack Curry 1965-67
13.	1825	Terry Smith 1988-91
14.	1743	Derrick Williams 2005-08
15.	1702	Tony Johnson 2000-03
16.	1658	KJ Hamler 2018-19
17.	1520	Freddie Scott 1993-95
18.	1481	Mike Gesicki, TE 2014-17
19.	1437	Chafie Fields 1996-99
20.	1343	Ted Kwalick, TE 1966-68
21.	1263	Scott Fitzkee 1975-78
22.	1245	DeAndre Thompkins 2015-18
23.	1222	David Daniels 1988-90
24.	1218	Jahan Dotson 2018-pres.
25.	1195	Saquon Barkley, RB 2015-17
26.	1185	Pat Freiermuth, TE 2018-pres.

CAREER RECEIVING TDs		
1.	31	Bobby Engram 1991, 93-95
2.	25	Kenny Jackson 1980-83
3.	22	Deon Butler 2005-08
4.	18	Derek Moyer 2008-11
	18	Chris Godwin 2014-16
	18	DaeSean Hamilton 2014-17
7.	17	Allen Robinson 2011-13
8.	16	O.J. McDuffie 1988-92
	16	Pat Freiermuth, TE 2018-pres.
10.	15	Terry Smith 1988-91
	15	Joe Jurevicius 1994-97
	15	Mike Gesicki, TE 2014-17
13.	13	Jordan Norwood 2005-08
	13	KJ Hamler 2018-19
15.	11	Jahan Dotson 2018-pres.
	11	Tony Johnson 2000-03
	11	Scott Fitzkee 1975-78
	11	Freddie Scott 1993-95
	11	Jesse James 2012-14

SEASON RECEIVING TDs		
1.	13	Bobby Engram 1993
2.	11	Bobby Engram 1995
	11	Allen Robinson 2012
	11	Chris Godwin 2016
5.	10	Joe Jurevicius 1997
6.	9	O.J. McDuffie 1992
	9	Freddie Scott 1994
	9	Deon Butler 2005
	9	Mike Gesicki 2017
	9	DaeSean Hamilton 2017
11.	8	Terry Smith 1991
	8	Derek Moyer 2010
	8	Pat Freiermuth 2018
	8	KJ Hamler 2019
15.	7	Kenny Jackson 1982
	7	Kenny Jackson 1983
	7	Bobby Engram 1994
	7	Deon Butler 2008
	7	Graham Zug 2009
	7	Pat Freiermuth 2019
--	6	Jahan Dotson 2020

CAREER RECEPTIONS			
1.	214	DaeSean Hamilton	2014-17
2.	179	Deon Butler	2005-08
3.	177	Allen Robinson	2011-13
4.	167	Bobby Engram	1991, 93-95
5.	161	Derrick Williams	2005-08
6.	158	Jordan Norwood	2005-08
7.	154	Chris Godwin	2014-16
8.	144	Derek Moyer	2008-11
9.	129	Mike Gesicki, TE	2014-17
10.	125	O.J. McDuffie	1988-92
11.	117	Jack Curry	1965-67
12.	110	Bryant Johnson	1999-2002
13.	109	Kenny Jackson	1980-83
14.	108	Terry Smith	1988-91
15.	107	Tony Johnson	2000-03
16.	102	Saquon Barkley, RB	2015-17
17.	98	KJ Hamler	2018-19
18.	94	Joe Jurevicius	1994-97
19.	93	Freddie Scott	1993-95
20.	92	Pat Freiermuth, TE	2018-pres.
--	71	Jahan Dotson	2018-pres.

TOTAL OFFENSE

CAREER TOTAL OFFENSE				
	Yards	Rush	Pass	
1.	11596	1697	9899	Trace McSorley 2015-18
2.	8215	-242	8457	C. Hackenberg 2013-15
3.	7796	584	7212	Zack Mills 2001-04
4.	6361	619	5742	Darryll Clark 2006-09
5.	6325	-65	6390	Matt McGloin 2009-12
6.	6000	131	5869	Tony Sacca 1988-91
7.	5300	-4	5304	Kerry Collins 1991-94
8.	5168	1637	3531	M. Robinson 2002-05
9.	5162	-220	5382	Chuck Fusina 1975-78
10.	5154	-121	5275	Anthony Morelli 2004-07
11.	4911	99	4812	Todd Blackledge 1980-82
12.	4500	581	3919	Sean Clifford 2018-pres.
13.	4212	667	3545	John Hufnagel 1970-72
14.	4182	-237	4419	Wally Richardson 1992, 94-96
15.	3932	3932	0	Evan Royster 2007-10

SEASON TOTAL OFFENSE				
	Yards	Rush	Pass	
1.	4061	491	5370	Trace McSorley 2017
2.	3979	212	3614	Trace McSorley 2016
3.	3328	798	2530	Trace McSorley 2018
4.	3220	-51	3271	Matt McGloin 2012
5.	3214	211	3003	Darryll Clark 2009
6.	3156	806	2350	Michael Robinson 2005
7.	3056	402	2654	Sean Clifford 2019
8.	2887	-68	2955	Christian Hackenberg 2013
9.	2883	-94	2977	Christian Hackenberg 2014
10.	2874	282	2592	Darryll Clark 2008
11.	2660	-19	2679	Kerry Collins 1994
12.	2638	-13	2651	Anthony Morelli 2007
13.	2618	201	2417	Zack Mills 2002
14.	2445	-80	2525	Christian Hackenberg 2015
15.	2427	-61	2488	Tony Sacca 1991
16.	2336	-88	2424	Anthony Morelli 2006
17.	2316	315	2001	Rashard Casey 2000
18.	2201	162	2039	John Hufnagel 1972
19.	2191	-27	2218	Todd Blackledge 1982
20.	2184	-27	2211	Mike McQueary 1997
21.	2168	-53	2221	Chuck Fusina 1977
22.	2087	2087	0	Larry Johnson 2002
23.	2077	-121	2198	Wally Richardson 1995
24.	2003	137	1866	Tony Sacca 1990
25.	1923	7	1916	Kevin Thompson 1999
--	1252	182	1070	Sean Clifford 2020

GAME TOTAL OFFENSE						
	Yards	Rush	Pass			
1.	461	175	286	T. McSorley vs. Ohio State	2018	
2.	456	2	454	C. Hackenberg vs. UCF	2014	
3.	452	54	398	S. Clifford at Maryland	2019	
4.	418	138	280	Z. Mills vs. Ohio State	2001	
5.	408	73	335	T. McSorley vs. Minnesota	2016	
6.	402	60	342	T. McSorley vs. Washington	2017	
7.	398	19	379	M. Robinson vs. Wisconsin	2003	
8.	389	-10	399	Z. Mills vs. Iowa	2002	
	389	13	376	T. McSorley vs. Michigan St.	2016	
10.	383	2	381	T. McSorley at Michigan St.	2017	
11.	379	39	340	S. Clifford at Minnesota	2019	
12.	371	0	371	C. Hackenberg vs. Boston Coll.	2014	
	371	46	325	T. McSorley vs. Nebraska	2017	
14.	370	4	366	M. McQueary vs. Pittsburgh	1997	
15.	369	67	302	R. Casey vs. Iowa	2000	
16.	366	26	340	S. Clifford vs. Maryland	2020	
17.	364	-20	384	T. McSorley vs. Wisconsin	2016	
18.	363	92	271	J. Hufnagel at Boston College	1972	
	363	125	238	M. Robinson vs. Wisconsin	2005	
	363	-32	395	M. McGloin vs. Indiana	2012	

SEASON TDs RESPONSIBLE FOR		
1.	39	Trace McSorley 2017
2.	36	Trace McSorley 2016
3.	31	Darryll Clark 2009
4.	30	Trace McSorley 2018
5.	29	Darryll Clark 2008
	29	Matt McGloin 2012
	29	Lydell Mitchell 1971
8.	28	Michael Robinson 2005
	28	Sean Clifford 2019
10.	25	Todd Blackledge 1982
	25	Tony Sacca 1991
12.	24	Christian Hackenberg 2013
	24	Doug Strang 1983
	24	Saquon Barkley 2017
15.	23	Ki-Jana Carter 1994
	23	Larry Johnson 2002

CAREER TDs RESPONSIBLE FOR		
1.	107	Trace McSorley 2015-18
2.	65	Darryll Clark 2006-09
3.	55	Christian Hackenberg 2013-15
4.	54	Saquon Barkley 2015-17
5.	53	Matt McGloin 2009-12
	53	Zack Mills 2001-04
7.	51	Todd Blackledge 1980-82
8.	47	Tony Sacca 1988-91
9.	46	Michael Robinson 2002-05
10.	43	Chuck Fusina 1975-78
11.	42	Sean Clifford 2018-pres.

SEASON TOTAL OFFENSE YARDS PER PLAY		
1.	9.64	Kerry Collins 1994
2.	8.19	Tom Shuman 1973
3.	7.88	Chuck Fusina 1977
4.	7.77	Ki-Jana Carter 1994
5.	7.70	Larry Johnson 2002
6.	7.47	Trace McSorley 2016
7.	7.18	Darryll Clark 2008
8.	7.12	John Hufnagel 1971
9.	7.11	Trace McSorley 2017
10.	7.09	Mike McQueary 1997
11.	7.03	Sean Clifford 2019
12.	7.02	Kevin Thompson 1999
13.	6.92	John Hufnagel 1972
14.	6.91	Darryll Clark 2009
15.	6.82	Matt McGloin 2010

CAREER TOTAL OFFENSE YARDS PER PLAY		
1.	7.42	Kerry Collins 1991-94
2.	7.34	Mike McQueary 1995-97
3.	7.16	Ki-Jana Carter 1992-94
4.	6.92	Tom Shuman 1972-74
5.	6.87	Trace McSorley 2015-18
6.	6.85	Darryll Clark 2005-09
7.	6.79	Sean Clifford 2018-pres.
8.	6.66	John Hufnagel 1970-72
9.	6.59	Chuck Fusina 1975-78
10.	6.42	Larry Johnson 1998-2002

KICKING

CAREER FIELD GOALS		
1.	78	Kevin Kelly 2005-08
2.	54	Sam Ficken 2011-14
3.	50	Craig Fayak 1990-93
4.	47	Travis Forney 1996-99
5.	45	Brett Conway 1993-96
6.	40	Massimo Manca 1982, 84-86
7.	39	Matt Bahr 1976-78
	39	Robbie Gould 2001-04
	39	Tyler Davis 2015-17
10.	38	Nick Gancitano 1981-84
11.	36	Collin Wagner 2007-10
12.	35	Chris Bahr 1973-75
13.	31	Jake Pinegar 2018-pres.

CAREER FIELD GOAL ATTEMPTS		
1.	107	Kevin Kelly 2005-08
2.	80	Craig Fayak 1990-93
3.	75	Sam Ficken 2011-14
4.	63	Chris Bahr 1973-75
	63	Travis Forney 1996-99
6.	61	Matt Bahr 1976-78
	61	Brett Conway 1993-96
	61	Robbie Gould 2002-04
9.	59	Massimo Manca 1982, 84-86
10.	49	Nick Gancitano 1981-84
	49	Tyler Davis 2015-17
12.	48	Collin Wagner 2006-10
13.	43	Jake Pinegar 2018-pres.

SEASON FIELD GOAL PCT.		
1.	91.7	Tyler Davis 2016
	91.7	Jake Pinegar 2019
3.	83.3	Kevin Kelly 2008
4.	82.8	Sam Ficken 2014
5.	82.6	Ray Tarasi 2019
6.	82.4	Anthony Fera 2011
7.	81.5	Matt Bahr 1978
8.	81	Nick Gancitano 1983
9.	80.8	Travis Forney 1999
	80.8	Massimo Manca 1985

CAREER FIELD GOAL PCT.		
1.	79.6	Tyler Davis 2015-17
2.	77.6	Nick Gancitano 1981-84
3.	75.0	Collin Wagner 2006-10
4.	74.6	Travis Forne. 1996-99
5.	73.8	Brett Conway 1993-96
6.	72.9	Kevin Kelly 2005-08
7.	72.1	Jake Pinegar 2018-pres.
8.	72.0	Sam Ficken 2011-14
9.	69.0	Herb Menhardt 1976, 78-80
10.	67.8	Massimo Manca 1982, 84-86

LONGEST FIELD GOALS		
1.	57	Jordan Stout vs. Pitt 2019
2.	55	Chris Bahr at Temple 1975
	55	Chris Bahr at Ohio State 1975
	55	Chris Bahr at Syracuse 1975
5.	54	Herb Menhardt at NC State 1979
	54	Sam Ficken vs. Kent State 2013
7.	53	Massimo Manca vs. Notre Dame 1985
	53	Kevin Kelly vs. Iowa 2007
	53	Jordan Stout vs. Idaho 2019
10.	52	Chris Bahr vs. West Virginia 1975
	52	Eric Etze at Notre Dame 1988
	52	Brett Conway vs. Temple 1996
	52	Kevin Kelly at Syracuse 2008
14.	51	Pete Mauthe at Pittsburgh 1912
	51	Brett Conway vs. Michigan 1995
	51	Ryan Primanti vs. Illinois 2000
	51	Robbie Gould at Wisconsin 2002
18.	50	Chris Bahr at Syracuse 1973
	50	Chris Bahr at Pittsburgh 1974
	50	Matt Bahr vs. Syracuse 1978
	50	Massimo Manca vs. Alabama 1985
	50	Massimo Manca vs. Notre Dame 1985
	50	Craig Fayak at Alabama 1990
	50	Travis Forney at Minnesota 1998
	50	Robbie Gould vs. Virginia 2002
	50	Kevin Kelly at Wisconsin 2008
	50	Sam Ficken vs. Temple 2014
	50	Jordan Stout vs. Ohio State 2020

RECORD WATCH

SEASON EXTRA POINTS MADE

1.	71	Tyler Davis	2017
2.	62	Brett Conway	1994
	62	Tyler Davis	2016
4.	60	Kevin Kelly	2008
5.	59	Al Vitiello	1971
6.	56	Jake Pinegar	2019
7.	53	Jake Pinegar	2018
8.	49	Kevin Kelly	2005
9.	46	Collin Wagner	2009
10.	44	Kevin Kelly	2007
	44	Travis Forney	1999

CAREER EXTRA POINTS MADE

1.	183	Kevin Kelly	2005-08
2.	144	Tyler Davis	2015-17
3.	141	Brett Conway	1993-96
4.	132	Craig Fayak	1990-93
5.	119	Jake Pinegar	2018-pres.
6.	117	Travis Forney	1996-99
7.	115	Robbie Gould	2002-04
8.	109	Sam Ficken	2011-14
9.	98	Al Vitiello	1971-72
10.	86	Massimo Manca	1982, 84-86

CAREER PAT PCT.

(Min. 50 Attempts)

1.	100.0 (59-59)	Herb Menhardt	1976, 78-80
	100.0 (85-85)	Collin Wagner	2006-10
	100.0 (144-144)	Tyler Davis	2015-17
4.	99.3 (141-142)	Brett Conway	1993-96
5.	98.9 (183-185)	Kevin Kelly	2005-08
6.	98.9 (86-87)	Massimo Manca	1982, 84-86
7.	97.3 (109-112)	Sam Ficken	2011-14
8.	96.7 (117-121)	Travis Forney	1996-99
9.	96.2 (76-79)	Nick Gancitano	1981-84
10.	96.0 (119-124)	Jake Pinegar	2018-pres.

SCORING

CAREER SCORING

Points	TD	PAT	FG		
1.	425	1	*183	78	Kevin Kelly 2005-08
2.	318	53	0	0	Saquon Barkley 2015-17
3.	282	0	132	50	Craig Fayak 1990-93
4.	276	0	141	45	Brett Conway 1993-96
5.	271	0	109	54	Sam Ficken 2011-14
6.	261	0	144	39	Tyler Davis 2015-17
7.	258	0	117	47	Travis Forney 1996-99
8.	246	41	0	0	Lydell Mitchell 1969-71
9.	232	0	115	39	Robbie Gould 2001-04
10.	230	38	**0	0	Curtis Enis 1995-97
11.	218	36	**0	0	Larry Johnson 1999-2002
12.	212	0	119	31	Jake Pinegar 2018-pres.

*2-pt conversion run; **2-pt conversion reception

SEASON SCORING

Points	TD	PAT	FG		
1.	174	29	0	0	Lydell Mitchell 1971
2.	140	23	**0	0	Larry Johnson 2002
3.	138	23	0	0	Ki-Jana Carter 1994
	138	23	0	0	Saquon Barkley 2017
5.	132	22	0	0	Saquon Barkley 2016
6.	128	0	62	22	Tyler Davis 2016
7.	122	20	**0	0	Curtis Enis 1997
8.	120	0	60	20	Kevin Kelly 2008
9.	119	11	—	—	Pete Mauthe 1909
10.	116	19	*0	0	Richie Anderson 1992
11.	110	1	44	20	Kevin Kelly 2007
12.	107	0	44	21	Travis Forney 1999
13.	102	17	0	0	John Cappelletti 1973
14.	101	0	53	16	Jake Pinegar 2018
15.	100	0	28	24	Sam Ficken 2014

DEFENSE

CAREER SACK LEADERS

(Since 1975)

1.	33.0	Courtney Brown	1996-99
2.	30.0	Larry Kubin	1977-80
3.	25.5	Shane Conlan	1983-86
	25.5	Michael Haynes	1999-2002
5.	24.5	Tyoka Jackson	1990-93
6.	22.0	Matt Millen	1976-79
7.	21.0	Todd Atkins	1992-95
8.	20.0	Rich McKenzie	1989-92
	20.0	Anthony Zettel	2012-15
10.	19.5	Shaka Toney	2017-pres.

CAREER FORCED FUMBLES

1.	9	Shane Conlan	1983-86
2.	8	Carl Nassib	2012-15
	8	Don Graham	1983-86
	8	Michael Haynes	1998-2002
5.	7	Brandon Bell	2013-16
	7	Bruce Clark	1976-79
7.	6	Micah Parsons	2018-19
	6	Sean Stanley	2009-12
	6	Bob White	1983-86
	6	Mark Robinson	1980-83
	6	Matt Millen	1976-79
	6	Walker Ashley	1979-82
12.	5	Maurice Evans	2006-08
	5	Roge Alexander	1982-85
	5	Marcus Allen	2014-17
	5	Courtney Brown	1996-99
	5	Sean Lee	2005-09
	5	Harry Hamilton	1980-83
	5	Deion Barnes	2011-14
	5	Mark D'Onofrio	1988-91
--	4	Lamont Wade	2017-pres.
	4	Shaka Toney	2017-pres.
--	3	Keaton Ellis	2019-pres.
	3	Marquis Wilson	2019-pres.



35

GAME 1
PENN STATE AT INDIANA

36



MEMORIAL STADIUM | FS1 | 10/24/20 | 995



GAME RECAP

BLOOMINGTON, Ind. – Penn State quarterback Sean Clifford accounted for four touchdowns, including a late go-ahead touchdown pass and an overtime touchdown throw, but Indiana rallied to defeat No. 8/7 Penn State, 36-35, in the extra frame.

Clifford accounted for four touchdowns (3 passing, 1 rushing) and 357 yards of total offense, throwing for 238 yards on 24-of-35 passing and rushing for 119 yards – the seventh-most by a quarterback in Penn State history. Pat Freiermuth became Penn State's career leader in touchdown receptions by a tight end and caught seven passes for 60 yards. Wide receiver Jahan Dotson had four catches for 94 yards, including a late 60-yard touchdown reception. Shaka Toney led the Penn State defense with seven tackles, which were all solo and included two sacks. Safety Lamont Wade recovered a fumble and made his first career interception.

For Indiana, quarterback Michael Penix Jr. went 19-for-36 passing for 170 yards with a touchdown throw in overtime and two successful two-point conversion rushes - one to force overtime and one to win the game - while running back Stevie Scott III rushed for two touchdowns in the first half. Safety Jamar Johnson made 10 tackles, an interception and forced a fumble the Hoosiers recovered, while cornerback Jaylin Williams also added an interception.

How It Happened

With Penn State trailing by six late in the fourth quarter, Clifford found Dotson over the middle for a 60-yard touchdown strike and a 21-20 Penn State lead. Then after stopping Indiana on fourth down, running back Devyn Ford rushed for a touchdown with 1:42 remaining for a 28-20 PSU advantage. However, Indiana's Penix led the Hoosiers on a game-tying touchdown drive, rushing for both the touchdown and ensuing two-point attempt.

In overtime, Clifford threw a 9-yard touchdown pass to Parker Washington for a 35-28 Nittany Lion lead, but Penix answered with a 9-yard touchdown pass to Whop Philyor on Indiana's possession, and the Hoosiers elected to go for two to decide the game. Penix ran left and dove, extending the football towards the pylon, making contact with both it and the ground out of bounds, for what was ruled a touchdown. The play was reviewed, but the call stood.

Penn State took the game's first lead with Freiermuth's touchdown catch on the opening drive, converting on fourth-and-goal from the 2-yard line.

Williams intercepted Clifford late in the first quarter leading to the Hoosiers' first score, a field goal, early in the second quarter. Scott then gave Indiana a 17-7 lead with a pair of rushing touchdowns.

Clifford scampered for a 35-yard touchdown run to cut the deficit to three at the end of the third quarter, before Indiana added a field goal for a 20-14 advantage. Penn State was able to retake the lead on the Clifford-Dotson score, but Indiana answered.

Notes

- Penn State dropped to 22-2 all-time against Indiana, including an 11-2 mark in Bloomington. The Nittany Lions snapped a six-game win streak against the Hoosiers.
- Penn State converted 27 first downs, tying the ninth-most by the team in the James Franklin era.
- The Nittany Lions tallied 52 rushing attempts, equaling the fourth-most by the program under James Franklin. Penn State last had 52 rushing attempts against Iowa in 2016.
- The Nittany Lions scored on their opening drive, covering 7:01. It was Penn State's longest time-covering drive since a 9:01 drive against Indiana in 2019.
- WR Parker Washington became the first true freshman wide receiver to start a season opener since Brandon Polk against Temple in 2015.
- Washington caught a 9-yard touchdown pass in overtime, marking the second-straight season opener with a freshman catching a touchdown pass. Brenton Strange caught a 4-yard touchdown reception against Idaho in 2019.
- QB Sean Clifford ran for a career-best 119 yards on 17 carries. It was his first career 100-yard rushing game and Penn State's first 100-yard rushing game by a quarterback since Will Lewis ran for 108 yards against Rutgers in 2019.
- Clifford scored on a 35-yard run at the end of the third quarter. It was Clifford's second career rushing touchdown over 30 yards, joining his 38-yard run against Indiana in 2019.
- TE Pat Freiermuth owns the Penn State career record for receiving touchdowns by a tight end with 16 career touchdown grabs. He broke a tie with Mike Gesicki (2014-17).
- WR Jahan Dotson hauled in a 60-yard touchdown reception in the fourth quarter. It was Dotson's fifth career touchdown catch and his fourth of 40 or more yards.
- The Nittany Lions held Indiana to 211 total yards, the ninth-fewest allowed under James Franklin.
- Indiana attempted only 26 rushes, tied for the sixth-lowest by any opponent in the James Franklin era.
- DE Shaka Toney matched a career high with seven tackles, tying his performance against Michigan in 2019.
- S Lamont Wade intercepted a pass in the third quarter, his first career interception.
- CB Joey Porter Jr. registered his first career sack in the first quarter and collected a career-best five tackles, topping two tackles against Rutgers in 2019.
- LB Ellis Brooks forced his first career forced fumble.

SCORING SUMMARY		1	2	3	4	OT	F
PSU		7	0	7	14	7	35
IU		0	17	0	11	8	36

1st	7:59	PSU	13-64/7:01/7-0
		Freiermuth, Pat 2 yd pass from Clifford, Sean (Pinegar kick)	
2nd	12:24	IND	9-22/3:15/7-3
		Campbell, Charles 34 yd field goal	
	8:12	IND	6-62/2:02/7-10
		Scott III, Stevie 14 yd run (Campbell kick)	
	6:36	IND	2-4/0:30/7-17
		Scott III, Stevie 2 yd run (Campbell kick)	
3rd	0:00	PSU	8-57/4:07/14-17
		Clifford, Sean 35 yd run (Pinegar kick)	
4th	13:18	IND	9-44/1:42/14-20
		Campbell, Charles 48 yd field goal	
	2:30	PSU	3-74/0:44/21-20
		Dotson, Jahan 60 yd pass from Clifford, Sean (Pinegar kick)	
	1:42	PSU	1-14/0:05/28-20
		Ford, Devyn 14 yd run (Pinegar, kick)	
	00:22	IND	7-75/1:20/28-28
		Penix, Michael 1 yd run (Penix rush)	
OT		PSU	4-25/35-28
		Washington, Parker 9 yd pass from Clifford, Sean (Pinegar kick)	
		IND	5-25/35-36
		Philyor, Whop 9 yd pass from Penix, Michael (Penix rush)	

TEAM STATS		PSU	IU
First Downs		27	16
Rushing Yards		250	41
Passing Yards		238	170
Passing (C-A-Int)		24-35-2	19-36-1
Total Offense		488	211
Plays		87	62
Fumbles (#-Lost)		1-1	1-1
Penalties (#-Yards)		10-100	4-36
Possession Time		40:25	19:35
3rd-Down Conv.		9-17	4-12
Red Zone		2-6	5-5
Touchdowns		2	4
Field goals		0	1

OTHER	
Time of Game	4:05
Indiana	1-0, 1-0 Big Ten
Penn State	0-1, 0-1 Big Ten

INDIVIDUAL STATISTICS

RUSHING

Penn State-Clifford, Sean 17-119; Ford, Devyn 20-69; Lee, Keyvone 6-35; Holmes, Caziah 5-16; Cain, Noah 3-13; Levis, Will 1-minus 2. Indiana-Scott III, Stevie 20-57; James, Sampson 1-4; TEAM 1-minus 2; Penix, Michael 4-minus 18.

PASSING

Penn State-Clifford, Sean 24-35-3-238
Indiana-Penix Jr., Michael 19-36-1-170.

RECEIVING

Penn State-Freiermuth, Pat 7-60; Dotson, Jahan 4-94; George, Daniel 3-29; Ford, Devyn 3-11; Lambert-Smith, K 2-25; Washington, Parker 2-12; Lee, Keyvone 2-6; Strange, Brenton 1-1.
Indiana-Philyor, Whop 5-36; Marshall, Miles 4-46; Scott III, Stevie 3-11; Fryfogle, Ty 2-27; Swinton, Javon 2-23; Hendershot, P. 2-13; Hewitt, Jacobly 1-14.

TOP TACKLERS (UA-A-T)

Penn State-Toney, Shaka 7-0-7; Porter Jr., Joey 5-0-5; Brooks, Ellis 5-0-5; Castro-Fields, Tariq 4-1-5; Brisker, Jaquan 2-1-3; Luketa, Jesse 2-1-3; Wade, Lamont 1-2-3; Shelton, Antonio 2-0-2; Oweh, Jayson 2-0-2; Mustipher, PJ 1-1-2.
Indiana-McFadden, Micah 11-0-11; Johnson, Jamar 7-3-10; Matthews, Devon 5-3-8; Mullen, Tiawan 4-4-8; Jones, Cam 6-1-7; Head Jr., James 3-2-5; Williams, Jaylin 3-1-4; Fitzgerald, Bryant 3-0-3; Miller, James 1-2-3; Taylor, Reese 1-2-3.



25

GAME 2
PENN STATE VS. OHIO STATE

38



BEAVER STADIUM | ABC | 10/31/20 | 1500



GAME RECAP

UNIVERSITY PARK, Pa. – Wide receiver Jahan Dotson scored three touchdowns and totaled 144 yards receiving for No. 18/17 Penn State, but No. 3 Ohio State made an early lead last for a 38-25 win over the Nittany Lions.

It was Dotson's second career 100-yard receiving game and a career-high total, and his three touchdowns and eight receptions were also career highs. Quarterback Sean Clifford completed 18-of-30 passes for 281 yards and the three touchdowns. Of Clifford's passing yards, 252 came in the second half.

Ohio State was paced by quarterback Justin Fields, who completed 28-of-34 passes for 318 yards and four touchdowns. Garrett Wilson caught 11 passes for 111 yards and had a 62-yard rush, while Chris Olave caught seven passes for 120 yards and 2 touchdowns and Jeremy Ruckert added a pair of receiving touchdowns.

Linebacker Ellis Brooks paced the Penn State defense with a career-high 11 tackles, while linebacker Brandon Smith and defensive tackle Antonio Shelton both tallied sacks. Tommy Togiai led Ohio State with seven tackles and three sacks and Marcus Hooker had six tackles and an interception.

How It Happened

Ohio State jumped out to an early two-touchdown lead. Wilson broke free for 62 yards on the first play from scrimmage and Master Teague III scored from four yards out two plays later to give the Buckeyes a 7-0 lead. Penn State failed to convert on fourth-and-two at its own 45 on the ensuing drive, and Ohio State took advantage of the short field when Olave hauled in a 26-yard touchdown catch.

Penn State put together a field goal drive for its first score with 2:57 remaining in the first quarter, but the Buckeyes added another touchdown before the end of the half on a 10-yard throw to Jeremy Ruckert over the middle. Jordan Stout drilled a 50-yard field goal for the Nittany Lions as the half expired to go to halftime down 21-6.

Penn State opened the second half with the ball and marched down the field for an eight-play, 75-yard drive capped by a 14-yard touchdown reception by Dotson. Ohio State answered midway through the third quarter with a 49-yard touchdown catch by Olave and added a field goal before the end of the quarter.

The Nittany Lions made it a 31-19 game at the start of the fourth quarter after a pair of highlight reel catches by Dotson. On the first play of the final stanza on third-and-17, Dotson caught a 37-yard pass with one hand and the side of his helmet. On the next play, he made a one-handed snag for a 21-yard touchdown catch.

Fields found Ruckert again in the end zone with 9:14 to go and Clifford connected with Dotson on a 20-yard strike with 6:27 to go to make it a 38-25 game. Hooker sealed the game for Ohio State with an interception in Penn State territory in the game's final minutes.

Notes

- Penn State is 14-22 all-time against Ohio State.
- The Nittany Lions moved to 119-14-1 all-time in home openers and 51-10 in Beaver Stadium.
- Penn State is now 26-4-1 in October home openers.
- Penn State snapped a streak of seven consecutive wins in home openers. The Nittany Lions have won 17 of their last 19 home openers.
- The Nittany Lions are now 1-1 in home openers against Big Ten opponents.
- Penn State is now 4-5 in home openers against AP Top 25 teams, including 2-4 against AP Top 10 opponents.
- The Nittany Lions moved to 55-32 all-time in night games.
- Penn State is now 8-13 when College Gameday is at the site of a Penn State game.
- WR Jahan Dotson is the first Penn State player with three touchdown receptions in a game since Pat Freiermuth (vs. Michigan State, 2019) and the first Nittany Lion receiver since DaeSean Hamilton (vs. Indiana, 2017).
- Dotson's 144 receiving yards were the most receiving yards for a Penn State player since Chris Godwin recorded 187 yards vs. USC in the 2016 Rose Bowl.
- Dotson hauled in four receptions of 20 or more yards with catches of 20, 37, 21 and 20 yards. He has 17 career catches of 20 or more yards.
- With three touchdown passes, QB Sean Clifford raised his career total to 31, tying him for 10th all-time at Penn State with Anthony Morelli (2004-07).
- WR Parker Washington had four catches for 73 yards including a career-long 31-yard reception in the fourth quarter. He also had a 20-yard reception in the third quarter.
- LB Jesse Luketa made a career-high eight stops, all coming in the second half. His previous high was five tackles at Maryland in 2019.
- LB Lance Dixon forced his first career fumble in the first quarter.
- K/P Jordan Stout kicked his third career field goal of 50 yards or longer (53-yard field goal vs. Idaho, 2019; 57-yard field goal vs. Pitt, 2019).
- With three career field goals of 50 or more yards, Stout moved to second all-time at Penn State.

SCORING SUMMARY

	1	2	3	4	OT	F
OSU	14	7	10	7	-	38
PSU	3	3	7	12	-	25

1st	13:43	OSU	Teague III, Master 4 yd run (Haubeil kick)	3-75/1:17/7-0
	8:39	OSU	Olave, Chris 26 yd pass from Fields, Justin (Haubeil kick)	5-45/2:42/14-0
	2:57	PSU	Pinegar, Jake 31 yd field goal	11-61/5:42/14-3
2nd	2:23	OSU	Ruckert, Jeremy 10 yd pass from Fields, Justin (DiMaccio kick)	15-89/6:06/21-3
	0:00	PSU	Stout, Jordan 50 yd field goal	1-0/0:01/21-6
3rd	11:14	PSU	Dotson, Jahan 14 yd pass from Clifford, Sean (Pinegar kick)	8-75/3:46/21-13
	8:41	OSU	Olave, Chris 49 yd pass from Fields, Justin (DiMaccio kick)	8-75/2:33/28-13
	1:02	OSU	DiMaccio, Dominic 22 yd field goal	12-75/6:22/31-13
4th	14:30	PSU	Dotson, Jahan 21 yd pass from Clifford, Sean (Clifford rush failed)	5-75/1:32/31-19
	9:14	OSU	Ruckert, Jeremy 1 yd pass from Fields, Justin (DiMaccio kick)	12-75/5:16/38-19
	6:27	PSU	Dotson, Jahan 20 yd pass from Clifford, Sean (Clifford pass failed)	7-75/2:47/38-25

TEAM STATS

	OSU	PSU
First Downs	24	20
Rushing Yards	208	44
Passing Yards	318	281
Passing (C-A-Int)	28-34-0	18-30-1
Total Offense	526	325
Plays	79	57
Fumbles (#-Lost)	2-0	0-0
Penalties (#-Yards)	9-80	5-31
Possession Time	37:01	22:59
3rd-Down Conv.	10-18	3-9
Red Zone	4-6	3-3
Touchdowns	3	2
Field goals	1	1

OTHER

Time of Game	3:44
Ohio State	2-0, 2-0 Big Ten
Penn State	0-2, 0-2 Big Ten

INDIVIDUAL STATISTICS

RUSHING

Ohio State-Teague III, Master 23-110; Wilson, Garrett 1-62; Sermon, Trey 13-56; Fields, Justin 6-minus 4; TEAM 2-minus 16.
Penn State-Ford, Devyn 8-36; Clifford, Sean 18-5; Levis, Will 1-3.

PASSING

Ohio State-Fields, Justin 28-34-0-318.
Penn State-Clifford, Sean 18-30-1-281.

RECEIVING

Ohio State-Wilson, Garrett 11-111; Olave, Chris 7-120; Ruckert, Jeremy 4-25; Williams, J. 2-23; Farrell, Luke 1-16; Hausmann, Jake 1-13; Smith-Njigba, Jaxon 1-6; Sermon, Trey 1-4.
Penn State-Dotson, Jahan 8-144; Washington, Parker 4-73; Freiermuth, Pat 3-46; Lambert-Smith, KeAndre 2-18; Ford, Devyn 1-0.

TOP TACKLERS (UA-A-T)

Ohio State-Togiai, Tommy 4-3-7; Hooker, Marcus 5-1-6; Werner, Pete 1-5-6; Borland, Tuf 1-4-5; Cooper, J. 1-4-5; Banks, Sevin 3-1-4; Harrison, Zach 2-2-4; Friday, Tyler 1-2-3; Wade, Shaun 1-1-2; Williamson, Marcus 1-1-2; Jean-Baptiste, Javontae 1-1-2.
Penn State-Brooks, Ellis 5-6-11; Wade, Lamont 6-2-8; Luketa, Jesse 4-4-8; Brisker, Jaquan 4-4-8; Mustipher, PJ 2-6-8; Oweh, Jayson 2-4-6; Dixon, Lance 4-1-5; Porter Jr., Joey 3-2-5; Smith, Brandon 3-2-5; Katshir, Charlie 2-1-3; Simmons, Shane 1-2-3.



19

GAME 3
PENN STATE VS. MARYLAND

35



BEAVER STADIUM | BTN | 11/7/20 | 1500



GAME RECAP

UNIVERSITY PARK, Pa. – Penn State tried to rally from an early deficit with 290 yards of total offense in the second half, but Maryland's explosive scoring plays in the first half were enough for a 35-19 victory in Big Ten football action Saturday in Beaver Stadium.

Penn State held Maryland to 70 yards with no scores on offense in the second half, but was unable to overcome a 28-7 halftime deficit.

Penn State quarterback Sean Clifford attempted a school-record 57 passes and threw for 340 yards and three touchdowns as he tried to rally the Nittany Lions late, and freshman wide receiver Parker Washington caught eight passes for 70 yards and two touchdowns. Wide receiver Jahan Dotson finished with nine catches for 123 yards - his second-straight 100-yard receiving game - and tight end Pat Freiermuth caught six passes for 91 yards, as both surpassed 1,000 yards receiving for their careers in the game.

Maryland scored all of its touchdowns from 34 or more yards out. Quarterback Taulia Tagovailoa completed 18-of-26 passes for 282 yards and three touchdowns, while wide receiver Rakim Jarrett caught five passes for 144 yards and two touchdowns and wide receiver Dontay Demus caught six passes for 86 yards and one touchdown. Running back Jake Funk ran 16 times for 80 yards and a 38-yard touchdown run.

Defensive end Jayson Oweh led the Nittany Lions on defense with a career-high 10 tackles and two tackles for loss, while safety Nick Cross led the Terps with eight tackles, a sack, interception and two pass break ups.

How It Happened

Maryland took a 14-0 lead in the first quarter on a pair of big touchdown receptions by Jarrett, who caught a 42-yard touchdown the Terps' first possession and a 62-yard score with 19 seconds remaining in the opening frame, and then went up three touchdowns with a 38-yard rush by Funk early in the second quarter.

Penn State got on the board with 6:32 remaining in the half, as Clifford engineered a 10-play, 75-yard touchdown drive capped by a 20-yard touchdown toss to Dotson, but Tagovailoa connected with Demus for a 34-yard touchdown before the break for a 28-7 halftime lead.

Maryland extended its lead in the second half on a fumble recovery for a touchdown. Clifford connected with Washington for a 23-yard touchdown with 10:16 remaining to complete a 16-play, 98-yard drive, and again in the final seconds for a 1-yard score.

Notes

- Penn State dropped to 40-3-1 against Maryland all-time, snapping a five-game win streak.
- The Nittany Lions are now 23-2 at home against Maryland.
- Penn State is 5-2 against Maryland since the Terrapins joined the Big Ten in 2014.
- The Nittany Lions snapped a streak of 14-straight wins against teams within 250 miles of Beaver Stadium.
- Freshman receivers KeAndre Lambert-Smith and Parker Washington both started for the Nittany Lions, marking the first time two true freshman receivers started for Penn State since Saeed Blacknall and Chris Godwin at Michigan in 2014.
- Penn State's 93 plays on offense were its most since having 99 at Iowa in 2017.
- QB Sean Clifford attempted a program-record 57 passes. The record was previously held by Christian Hackenberg (55; at Indiana, 2013).
- Clifford finished with 340 passing yards, marking his third career 300-yard game. He is tied with Daryll Clark (2006-09) for fifth place on Penn State's all-time list.
- His nine career games of 200-plus yards passing moves him into a tie for 10th with Todd Blackledge (1980-82) and Wally Richardson (1992, 94-96).
- The 340 yards ranks tied for 16th in program history, matching his own mark at Minnesota in 2019 and Christian Hackenberg's performance at Indiana in 2013.
- WR Jahan Dotson became the first Penn State football player to have a touchdown catch in each of the first three games of a season since Allen Robinson accomplished the feat in 2013 (vs. Syracuse, Eastern Michigan, UCF).
- Dotson's five touchdowns in the first three games of the season tie the Penn State record set by Joe Jurevicius in 1997.
- WR Parker Washington became the first Penn State true freshman to have two touchdown receptions in a game since Pat Freiermuth did so against Rutgers in 2018.
- DE Jayson Oweh is the first Penn State defensive lineman with 10 or more tackles in a game since Yetur Gross-Matos against Indiana in 2018 (10 tackles).
- DE Shane Simmons recorded a career-high 1.5 sacks.
- K Jake Pinegar registered his 200th career point on an extra point in the second quarter.

SCORING SUMMARY

	1	2	3	4	OT	F
MD	14	14	7	0	-	35
PSU	0	7	0	12	-	19

1st	12:27	UMD	6-75/2:33/7-0
		Jarrett, Rakim 42 yd pass from Tagovailoa, Taulia (Petrino kick)	
	0:19	UMD	4-78/1:31/14-0
		Jarrett, Rakim 62 yd pass from Tagovailoa, Taulia (Petrino kick)	
2nd	11:49	UMD	8-65/2:51/21-0
		Funk, Jake 38 yd run (Petrino kick)	
	6:32	PSU	10-75/5:17/21-7
		Dotson, Jahan 20 yd pass from Clifford, Sean (Pinegar kick)	
	0:45	UMD	6-71/0:56/28-7
		Demus, Dontay 34 yd pass from Tagovailoa, Taulia (Petrino kick)	
3rd	12:55	UMD	35-7
		Campbell, Chance 34 yd fumble recovery (Petrino kick)	
4th	10:16	PSU	16-98/5:12/35-13
		Washington, Parker 23 yd pass from Clifford (Clifford pass failed)	
	0:11	PSU	8-76/2:09/35-19
		Washington, Parker 1 yd pass from Clifford (Clifford pass failed)	

TEAM STATS

	MD	PSU
First Downs	16	30
Rushing Yards	123	94
Passing Yards	282	340
Passing (C-A-Int)	18-26-0	27-57-2
Total Offense	405	434
Plays	61	93
Fumbles (#-Lost)	0-0	1-1
Penalties (#-Yards)	8-55	4-25
Possession Time	26:22	33:38
3rd-Down Conv.	9-16	9-20
Red Zone	0-0	2-4
Touchdowns	0	2
Field goals	0	0

OTHER

Time of Game	3:15
Maryland	2-1, 2-1 Big Ten
Penn State	0-3, 0-3 Big Ten

INDIVIDUAL STATISTICS

RUSHING

Maryland-Funk, Jake 16-80; Boone, Peny 4-20; Jacobs, Isaiah 6-14; Tagovailoa, Taulia 7-13; TEAM 2-minus 4.

Penn State-Ford, Devyn 9-36; Holmes, Caziaha 9-29; Clifford, Sean 17-26; Lee, Keyvone 1-3.

PASSING

Maryland-Tagovailoa, Taulia 18-26-0-282.

Penn State-Clifford, Sean 27-57-2-340.

RECEIVING

Maryland-Demus, Dontay 6-86; Jarrett, Rakim 5-144; Cobbs, Brian 2-18; Jones, Darryl 2-9; Jones, Jashaun 1-12; Boone, Peny 1-9; Funk, Jake 1-4.

Penn State-Dotson, Jahan 9-123; Washington, Parker 8-70; Freiermuth, Pat 6-91; George, Daniel 2-34; Strange, Brenton 2-22.

TOP TACKLERS (UA-A-T)

Maryland-Cross, Nick 4-4-8; Hyppolite II, Ruben 3-4-7; Richardson, Antwaine 4-2-6; Mosley, Jordan 3-3-6; Campbell, Chance 2-4-6; Still, Tarheeb 4-0-4; Bennett, Kenny 4-0-4; Eley, Ayinde 1-3-4; Glasgow, Cherokee 1-2-3; McCullough, Ahmad 1-2-3; Finau, Ami 0-3-3; Gotay, Fa'Najae 0-3-3; Hazel, Isaiah 0-3-3.

Penn State-Oweh, Jayson 5-5-10; Brooks, Ellis 2-5-7; Brisker, Jaquan 4-2-6; Castro-Fields, Tariq 1-5-6; Smith, Brandon 2-3-5; Mustipher, PJ 2-2-4; Luketa, Jesse 2-2-4; Porter Jr., Joey 3-0-3; Culpepper, Judge 2-1-3; Shelton, Antonio 0-3-3; Simmons, Shane 1-1-2; Isaac, Adisa 1-1-2; Katshir, Charlie 1-1-2; Hansard, Fred 0-2-2.



23

GAME 4
PENN STATE AT NEBRASKA

30



MEMORIAL STADIUM | FS1 | 11/14/20 | -



GAME RECAP

LINCOLN, Neb. – Penn State trimmed a 21-point halftime deficit to just seven points late, but Nebraska took advantage of early turnovers and made a pair of fourth-down stops in the red zone in the final minutes to hang on for a 30-23 victory.

The Nittany Lions outscored Nebraska 17-3 over the final 30 minutes, but it was not enough to overcome a 27-6 halftime deficit.

Will Levis threw for a career-high 219 yards on 14-of-31 passing and rushed for 61 yards after entering the game in the second quarter, and running backs Keyvone Lee and Devyn Ford ran for a touchdown each in the second half. Pat Freiermuth led Penn State in receiving with seven catches for a career-high 113 yards, including a career-long 74-yard reception, while Parker Washington caught five passes for 70 yards. Jayson Oweh and Jesse Luketa paced the defense with nine tackles each, and Oweh made 1.5 stops behind the line while Luketa made one.

How It Happened

Penn State trimmed its first-half deficit to 11 in the third quarter with a 31-yard rushing touchdown by Keyvone Lee followed by a field goal. Nebraska added a field goal early in the fourth quarter for a 30-16 lead, but on the Nittany Lions' next possession, Levis spun away from a blitz to connect with Freiermuth for a 74-yard gain to the Nebraska 1, which led to a Ford rushing TD with 9:20 to go.

Trailing 30-23 during the ensuing Nebraska drive, Oweh pressured McCaffery, forcing him to throw a ball up for grabs, and linebacker Brandon Smith snagged it for Penn State at the Nebraska 48 with 7:39 remaining. Penn State drove to the 11-yard line, but the Huskers forced four-straight incompletions and took over on downs with 3:37 to go. However, the Nittany Lion defense forced a three-and-out to get the ball back with 2:34 left.

Levis started the offensive drive from the Penn State 31 with a 14-yard rush, and then went 5-for-6 passing for 46 yards to lead the Lions to the Nebraska 9. However, the Huskers drew incompletions on the next two plays, Luke Reimer sacked Levis on third down, and Penn State was unable to convert on fourth down from the 13.

Nebraska had built a 27-6 lead through halftime, including 10 points off turnovers. The Huskers opened the game with a McCaffery touchdown run, and an interception by Cam Taylor-Britt led to a field goal for a 10-0 lead. Penn State kicked a field goal at the start of the second quarter, but then Nebraska's Zavier Betts broke free for a 45-yard touchdown reception and Deontai Williams scored on a 26-yard strip-sack fumble recovery touchdown run for a 24-3 lead. Both teams added field goal before the break.

Notes

- Penn State is now 8-10 all-time against Nebraska.
- The Nittany Lions moved to 2-6 at Nebraska.
- The Blue & White is now 1-4 against Nebraska since the Cornhuskers joined the Big Ten in 2011.
- Penn State's 501 yards of total offense is its most since the 529 it recorded in the 2019 Cotton Bowl vs. Memphis.
- Penn State ran 91 offensive plays, marking back-to-back games with 90 or more plays. The last time the Nittany Lions had back-to-back games with 90 or more plays came in 2012 (99 vs. Northwestern, 10/6/12; 90 vs. Iowa, 10/20/12).
- The Nittany Lions gained 30 first downs, tying a season high. The 30 first downs are tied for their fourth-most under James Franklin.
- Penn State's 52 rushing attempts also tied a season best. The 52 rushes are tied for the fourth-most under Franklin.
- RB Caziah Holmes rushed for a career-high 50 yards on four carries.
- RB Keyvone Lee scored his first career touchdown on a career-long 31-yard burst in the third quarter.
- The Nittany Lions held Nebraska to just 95 yards in the second half after surrendering 203 in the first half.
- The 298 yards allowed marks the second time this season Penn State has held an opponent under 300 yards of offense (211 vs. Indiana).
- LB Jesse Luketa notched a career-best nine tackles. His previous high was eight against Ohio State.
- LB Brandon Smith tallied a career-high six tackles. He had five in two previous games with the last time coming against Maryland.
- Smith recorded his first career interception in the fourth quarter.
- K Jake Pinegar tied his career high with three made field goals, marking the third time in his career he had three makes in a game with the most recent occurring against Wisconsin (11/10/18).

SCORING SUMMARY

	1	2	3	4	OT	F
PSU	0	6	10	7	-	23
NU	10	17	0	3	-	30

1st	11:25	NEB	McCaffery, Luke 1 yd run (Culp kick)	11-75/3:35/0-7
	6:14	NEB	Culp, Connor 22 yd field goal	6-10/1:56/0-10
2nd	14:50	PSU	Pinegar, Jake 33 yd field goal	14-66/6:20/3-10
	14:01	NEB	Betts, Zavier 45 yd pass from McCaffery, Luke (Culp kick)	3-65/0:49/3-17
	11:29	NEB	Williams, Deontai 26 yd fumble recovery (Culp kick)	3-24
	5:48	PSU	Pinegar, Jake 40 yd field goal	13-52/5:41/6-24
	0:00	NEB	Culp, Connor 25 yd field goal	11-35/1:39/6-27
3rd	7:51	PSU	Lee, Keyvone 31 yd run (Pinegar kick)	6-82/2:53/13-27
	1:01	PSU	Pinegar, Jake 27 yd field goal	10-42/5:03/16-27
4th	10:34	NEB	Culp, Connor 30 yd field goal	10-63/5:27/16-30
	9:20	PSU	Ford, Devyn 5 yd run (Pinegar kick)	4-75/1:14/23-30

TEAM STATS

	PSU	NU
First Downs	30	17
Rushing Yards	245	146
Passing Yards	256	152
Passing (C-A-Int)	19-39-2	13-21-1
Total Offense	501	298
Plays	91	60
Fumbles (#-Lost)	1-1	0-0
Penalties (#-Yards)	4-50	5-39
Possession Time	36:24	23:36
3rd-Down Conv.	8-17	4-12
Red Zone	4-6	4-4
Touchdowns	1	1
Field goals	3	3

OTHER

Time of Game	3:23
Nebraska	1-2, 1-2 Big Ten
Penn State	0-4, 0-4 Big Ten

INDIVIDUAL STATISTICS

RUSHING

Penn State-Ford, Devyn 16-66; Levis, Will 18-61; Holmes, Caziah 4-50; Lee, Keyvone 8-49; Clifford, Sean 6-19.

Nebraska-McCaffery, Luke 13-67; Robinson, Wan'Dale 16-60; Scott, Marvin 5-11; Mills, Dedrick 3-11; Thompkins, Ronald 1-2; TEAM 1-minus 5.

PASSING

Penn State-Levis, Will 14-31-0-219; Clifford, Sean 5-8-1-37. Nebraska-McCaffery, Luke 13-21-1-152.

RECEIVING

Penn State-Freiermuth, Pat 7-113; Washington, Parker 5-70; Lambert-Smith, KeAndre 3-35; Dotson, Jahan 2-27; George, Daniel 1-6; Ford, Devyn 1-5.

Nebraska-Robinson, Wan'Dale 5-11; Allen, Austin 3-39; Betts, Zavier 2-54; Falck, Levi 1-21; Scott, Marvin 1-14; Warner, Kade 1-13.

TOP TACKLERS (UA-A-T)

Penn State-Oweh, Jayson 6-3-9; Luketa, Jesse 5-4-9; Brooks, Ellis 3-5-8; Mustipher, PJ 3-4-7; Brisker, Jaquan 3-4-7; Smith, Brandon 2-4-6; Wade, Lamont 2-3-5; Toney, Shaka 2-2-4; Ellis, Keaton 1-2-3. Isaac, Adisa 1-1-2; Porter Jr., Joey 0-2-2; Dixon, Lance 0-2-2.

Nebraska-Dismuke, Marquel 5-10-15; Honas, Will 5-8-13; Domann, Jolo 4-8-12; Miller, Collin 3-7-10; Nelson, Garrett 2-7-9; Payne, Pheldarius 3-3-6; Taylor-Britt, Cam 4-0-4; Reimer, Luke 2-2-4; Robinson, Ty 0-4-4; Williams, Deontai 2-1-3; Tannor, Caleb 1-2-3; Stille, Ben 1-2-3; Rogers, Casey 0-3-3; Daniels, Damion 0-3-3.



21

GAME 5
PENN STATE VS. IOWA

41



BEAVER STADIUM | BTN | 11/21/20 | 1,500



SCORING SUMMARY						
	1	2	3	4	OT	F
IOWA	3	21	7	10	-	41
PSU	7	0	14	0	-	21

1st	8:23	IOWA	9-55/3:22/0-3
		Duncan, Keith 40 yd field goal	
	2:12	PSU	14-75/6:11/7-3
		Lee, Keyvone 6 yd run (Pinegar kick)	
2nd	14:35	IOWA	6-75/2:37/7-10
		Goodson, Tyler 10 yd run (Duncan kick)	
	6:34	IOWA	8-41/3:24/7-17
		Sargent, Mekhi 1 yd run (Duncan kick)	
	0:11	IOWA	7-49/0:42/7-24
		Sargent, Mekhi 1 yd run (Duncan kick)	
3rd	6:45	IOWA	12-54/6:13/7-31
		Petras, Spencer 3 yd run (Duncan kick)	
	4:01	PSU	1-28/0:08/13-31
		Strange, Brenton 28 yd pass from Clifford, Sean (Pinegar kick failed)	
	0:07	PSU	1-68/0:11/21-31
		Dotson, Jahan 68 yd pass from Clifford, Sean (Lee, Keyvone pass from Clifford, Sean)	
4th	7:14	IOWA	6-17/2:28/21-34
		Duncan, Keith 24 yd field goal	
	1:58	IOWA	21-41
		Nixon, Daviyon 71 yd interception return (Duncan kick)	

TEAM STATS		
	IOWA	PSU
First Downs	24	19
Rushing Yards	175	62
Passing Yards	186	280
Passing (C-A-Int)	18-28-0	26-38-2
Total Offense	361	342
Plays	74	73
Fumbles (#-Lost)	2-1	3-2
Penalties (#-Yards)	6-45	2-15
Possession Time	31:50	28:10
3rd-Down Conv.	7-15	7-15
Red Zone	5-5	1-1
Touchdowns	4	1
Field goals	1	0
OTHER		
Time of Game		3:26
Iowa	3-2, 3-2 Big Ten	
Penn State	0-5, 0-5 Big Ten	

GAME RECAP

UNIVERSITY PARK, Pa. — Penn State trimmed its third-quarter deficit to 13 with touchdowns on back-to-back throws by Sean Clifford, but the Nittany Lions fell 41-21 against Iowa in Big Ten action at Beaver Stadium on Saturday. The Hawkeyes found success on the ground, scoring four rushing touchdowns.

Penn State quarterback Sean Clifford entered the game in the third quarter and immediately sparked the Nittany Lion offense. He found Brenton Strange (28 yards) and Jahan Dotson (68 yards) for touchdowns on back-to-back throws. The Nittany Lions' late rally was not enough to overcome a 24-7 halftime deficit. Iowa added a late touchdown on a 71-yard interception return by Daviyon Nixon.

Clifford finished the game completing 13-of-22 passes for 174 yards, while starter Will Levis completed 13-of-16 passes for 106 yards. Dotson caught eight passes for 139 yards to earn his third 100-yard receiving game of the season. Lamont Wade led the Penn State defense with 10 tackles and a fumble recovery to setup a touchdown. Shaka Toney recorded three tackles for loss, including two sacks, while Jayson Oweh had six tackles, including 1.5 for loss. Iowa rushed for 175 yards, led by Mekhi Sargent's 101 yards and two touchdowns. Tyler Goodson added 78 yards and a touchdown. Spencer Petras completed 18-of-28 passes for 186 yards and rushed for a 3-yard score. Nick Niemann led the Hawkeye defensive unit with 17 tackles. Jack Campbell contributed seven tackles, a sack and a forced fumble.

How It Happened

Penn State answered an Iowa field goal with a 6-yard rushing touchdown by Keyvone Lee late in the first quarter. A methodical drive included 44 rushing yards and six completions by Levis. On third-and-goal, Lee took a handoff through the middle.

The Hawkeyes responded with three rushing touchdowns, including a 10-yard run by Goodson and a pair of 1-yard runs by Sargent, to take a 24-7 lead into halftime. Iowa pushed its lead to 31-7 in the third quarter on a 3-yard sneak by Petras.

The Nittany Lions trimmed the deficit on a 28-yard touchdown pass by Clifford to Strange along the right sideline. The score was setup by an Iowa botched snap at their own 30, recovered by Wade and returned to the 28-yard-line.

Following a missed field goal by Iowa, Clifford's first throw of the ensuing drive connected with Dotson for a 68-yard touchdown. Clifford got the Hawkeyes' defense to bite on a pump-fake before finding an open Dotson deep down the field. Lee scored on a run to convert the two-point conversion. The Nittany Lions trailed 31-21 with seven seconds left in the third quarter.

Iowa answered with a 24-yard field goal by Keith Duncan. The Hawkeyes added to their lead on Nixon's pick-six late in the fourth quarter.

INDIVIDUAL STATISTICS

RUSHING

Penn State—Levis, Will 15-34; Clifford, Sean 6-13; Holmes, Caziah 6-8; Lee, Keyvone 4-6; Ford, Devyn 3-2; TEAM 1-minus 1.
Iowa—Sargent, Mekhi 15-101; Goodson, Tyler 20-78; Kelly—Martin, Ivory 3-13; Tracy, Tyrone 1-1; Petras, Spencer 7-minus 18.

PASSING

Penn State—Clifford, Sean 13-22-2-174; Levis, Will 13-16-0-106.
Iowa—Petras, Spencer 18-28-0-186.

Notes


- Penn State is now 17-13 all-time against Iowa.
- The Nittany Lions moved to 7-8 at home against Iowa.
- Penn State is now 2-1 when wearing its "Generations of Greatness" uniforms.
- The Nittany Lions scored on a 14-play, 75-yard drive covering 6:11 in the first quarter. It was Penn State's third scoring drive of more than six minutes this season (7:01 at Indiana, 6:20 at Nebraska).
- It also marked Penn State's third scoring drive consisting of 14 or more plays this season (16 vs. Maryland, 14 at Nebraska).
- QB Sean Clifford became the first Penn State quarterback to throw for touchdowns on back-to-back passes since Trace McSorley at Illinois in 2018 (16-yard touchdown pass to Juwan Johnson; 21-yard touchdown pass to KJ Hamler in fourth quarter). In the third quarter, Clifford connected with Brenton Strange for a 28-yard score and then hit Jahan Dotson for a 68-yard score.
- WR Jahan Dotson recorded his third 100-plus yard receiving game of the season and the fourth of his career.
- Dotson recorded a career-high 177 all-purpose yards, besting his previous personal best of 144 yard against Ohio State.
- RB Keyvone Lee scored on a 6-yard rushing touchdown in the first quarter. It was Lee's second career touchdown.
- TE Brenton Strange made his first career start and caught his second career touchdown, and first this season, in the third quarter.
- DE Jayson Oweh has four consecutive games with a tackle for loss.
- DE Shaka Toney forced a fumble on a strip-sack in the third quarter. It was his fourth career forced fumble.
- Toney recorded his 100th career tackle on a sack in the second quarter.
- Toney notched his fifth career game with two or more sacks and seventh career game with two or more tackles for loss.
- CB Keaton Ellis made a career-high six tackles, including four solo tackles. Ellis recorded his first career tackle for loss in the third quarter.
- S Lamont Wade recovered a fumble in the third quarter, his third career fumble recovery.

RECEIVING

Penn State—Dotson, Jahan 8-139; Lee, Keyvone 6-41; Strange, Brenton 3-38; Holmes, Caziah 3-12; Washington, Parker 2-31; Johnson, Theo 2-14; George, Daniel 1-4; Ford, Devyn 1-1.
Iowa—Ragaini, Nico 4-46; LaPorta, Sam 3-32; Smith, Brandon 3-27; Smith—Marssette, Ihmir 2-25; Beyer, Shaun 2-24; Tracy, Tyrone 2-22; Goodson, Tyler 1-8; Pottebaum, Monte 1-2.

TOP TACKLERS (UA-A-T)

Penn State—Wade, Lamont 6-4-10; Brisker, Jaquan 5-3-8; Luketa, Jesse 5-2-7; Ellis, Keaton 4-2-6; Oweh, Jayson 3-3-6; Toney, Shaka 5-0-5; Porter, Jr., Joey 4-1-5; Smith, Brandon 2-2-4; Beamon, Hakeem 2-1-3; Sutherland, Jonathan 1-2-3; Jacobs, Curtis 1-1-2; Isaac, Adisa 1-1-2.
Iowa—Niemann, Nick 6-11-17; Benson, Seth 4-4-8; Moss, Riley 6-1-7; Campbell, Jack 4-3-7; Hankins, Matt 3-2-5; Koerner, Jack 3-2-5; Nixon, Daviyon 1-4-5; VanValkenburg, Zach 3-1-4; Belton, Dane 3-1-4; Golston, Chauncey 2-2-4; Shannon, Noah 2-0-2; Merrweather, Kaevon 1-1-2.



HAKEEM BEAMON 51
 Defensive Tackle | 6-3 | 292
 Redshirt Freshman
 Midlothian, Va./Manchester
 Major: Division of Undergraduate Studies

» 2020
Season: Appeared in five games.

at Indiana (10/24): Registered one tackle. **Ohio State (10/31):** Made one stop. **Iowa (11/21):** Recorded a career-high three tackles, including two solo.

» 2020 GAME-BY-GAME
Tackles (Solo-Assisted-Total)
 at Indiana 1-0-1; OHIO STATE 0-1-1; MARYLAND 0-0-0; at Nebraska 0-0-0; IOWA 2-1-3.

» BEAMON'S CAREER STATISTICS & GAME HIGHS

	UA-A	TK	FF	FR	I	PBU	SACK	TFL
2019	1-1	2	-	-	-	-	-	-
2020	3-2	5	-	-	-	-	-	-
CAREER	4-3	7	-	-	-	-	-	-

Tackles 3; Iowa, 11/21/20



JAQUAN BRISKER 1
 Safety | 6-1 | 210
 Senior
 Pittsburgh, Pa./Gateway/Lackawanna College
 Major: Communication Arts & Sciences

» 2020
Season: Made five starts...One of 10 players to make their first career start.

at Indiana (10/24): Tallied three tackles...Recorded first career tackle for loss. **Ohio State (10/31):** Collected a career-best eight tackles, including four solo stops. **Maryland (11/7):** Recorded six tackles, including four solo...Added a pass breakup. **at Nebraska (11/14):** Collected seven tackles...Added a pass breakup. **Iowa (11/21):** Tied a career high with eight tackles, including a season-best five solo stops...Assisted on a tackle for loss...Added a pass breakup.

» 2020 GAME-BY-GAME
Tackles (Solo-Assisted-Total)
 at Indiana 2-1-3; OHIO STATE 4-4-8; MARYLAND 4-2-6; at Nebraska 3-4-7; IOWA 5-3-8.

» BRISKER'S CAREER STATISTICS & GAME HIGHS

	UA-A	TK	FF	FR	I	PBU	SACK	TFL
2019	15-17	32	-	-	2	3	-	1.0-8
2020	18-14	32	-	-	-	3	-	1.5-2
CAREER	33-31	64	-	-	2	6	-	2.5-10

Tackles 8; Twice: Last Iowa, 11/21/20
Tackles for Loss 1.0; Twice: Last at Indiana, 10/24/20
Interceptions 1; Twice: Last at Michigan State, 10/26/19
Interception Return 29 yards; at Michigan State, 10/26/19
Pass Breakups 1; Six Times: Last Iowa, 11/21/20



ELLIS BROOKS 13
 Linebacker | 6-1 | 233
 Redshirt Junior
 Mechanicsville, Va./Benedictine College Prep
 Major: Psychology

» 2020
Season: Made five starts...One of 10 players to make their first career start.

at Indiana (10/24): Notched five tackles, including one for loss...Registered first career forced fumble in the second quarter. **Ohio State (10/31):** Tallied a career-high 11 tackles...Earned first career double-digit tackle performance...Added a solo tackle for loss. **Maryland (11/7):** Posted seven tackles...Made 1.5 tackles for loss. **at Nebraska (11/14):** Recorded eight tackles...Registered a solo sack in the third quarter. **Iowa (11/21):** Recorded two tackles.

» 2020 GAME-BY-GAME
Tackles (Solo-Assisted-Total)
 at Indiana 5-0-5; OHIO STATE 5-6-11; MARYLAND 2-5-7; at Nebraska 3-5-8; IOWA 1-1-2.

» BROOKS' CAREER STATISTICS & GAME HIGHS

	UA-A	TK	FF	FR	I	PBU	SACK	TFL
2018	19-11	30	-	-	1	-	0.5-2	1.5-3
2019	19-20	39	-	1	-	-	2.5-17	4.0-23
2020	16-17	33	1	-	-	-	1.0-4	4.5-15
CAREER	54-48	102	1	1	1	-	4.0-23	10.0-41

Tackles 11; Ohio State, 10/31/20
Tackles for Loss 2.5; Maryland, 9/27/19
Sacks 2.5; at Maryland, 9/27/19
Forced Fumbles 1; at Indiana, 10/24/20
Fumbles Recovered 1; at Michigan State, 10/26/19
Interceptions 1; at Illinois, 9/21/18
Interception Return 28 yards; at Illinois, 9/21/18
10+ Tackle Games 1; Last Ohio State (11), 10/31/20



JAYIR BROWN 16
 Safety | 5-11 | 209
 Junior
 Trenton, N.J./Trenton Central/Lackawanna College
 Major: Division of Undergraduate Studies

» 2020
Season: Appeared in five games...One of 11 players to make their Nittany Lion debut.


Ohio State (10/31): Registered two tackles...Earned first career tackle for loss. **Maryland (11/7):** Collected one tackle. **Iowa (11/21):** Made one solo stop.

» 2020 GAME-BY-GAME
Tackles (Solo-Assisted-Total)
 at Indiana 0-0-0; OHIO STATE 1-1-2; MARYLAND 1-0-1; at Nebraska 0-0-0; IOWA 1-0-1.

» BROWN'S CAREER STATISTICS & GAME HIGHS

	UA-A	TK	FF	FR	I	PBU	SACK	TFL
2020	3-1	4	-	-	-	-	-	1.0-4
CAREER	3-1	4	-	-	-	-	-	1.0-4

Tackles 2; Ohio State, 10/31/20
Tackles for Loss 1.0; Ohio State, 10/31/20



JOSEPH BRUNO 30
 Running Back | 6-0 | 202
 Freshman
 Germantown, Md./Northwest
 Major: Division of Undergraduate Studies

» 2020
Season: Appeared in four games on special teams...One of 11 players to make their Nittany Lion debut...One of nine true freshmen to play this season...Named the Coaching Staff's Developmental Squad Defensive Player of the Week following the Indiana (10/24) game.



NOAH CAIN 21
 Running Back | 5-10 | 226
 Sophomore
 Baton Rouge, La./IMG Academy (Fla.)
 Major: Division of Undergraduate Studies

» CAREER NOTES & RECORDS
Season: 2019: Set a Penn State freshman record with eight rushing touchdowns, passing D.J. Dozier (7, 1983) and Saquon Barkley (7, 2015)...Became first Penn State freshman to run for 100 yards in back-to-back games (105 yards vs. Purdue; 102 yards at Iowa) since Saquon Barkley in 2015 (115 yards vs. Buffalo; 195 yards vs. Rutgers).

Game: 2019: Became the first PSU freshman with two rushing touchdowns in a season opener (vs. Idaho) since Stephon Green vs. Coastal Carolina in 2008...Two touchdowns vs. Idaho also marked the first PSU freshman with two touchdowns in a game since Ricky Slade against Maryland in 2018.

Bowl: 2019: Tied for second in Penn State bowl history with two rushing touchdowns in the Cotton Bowl...Helped the Nittany Lions score a program-bowl record 53 points...Aided Penn State to tie a Cotton Bowl record with five rushing touchdowns...Helped Penn State run for 396 yards, a program bowl record and the second-most in Cotton Bowl history.

» 2020
Awards: Named to the Doak Walker Award watch list.
Season: Made one start...Will miss rest of 2020 season due to injury.
at Indiana (10/24): Gained 13 yards on three carries.

» 2020 GAME-BY-GAME
Rushing (Carries-Yards-TD)
 at Indiana 3-13-0; OHIO STATE INJ; MARYLAND INJ; at Nebraska INJ; IOWA INJ.
Receiving (Receptions-Yards-TD)
 at Indiana 0-0-0; OHIO STATE INJ; MARYLAND INJ; at Nebraska INJ; IOWA INJ.

» CAIN'S CAREER STATISTICS & GAME HIGHS

	Att.-Yds.	Avg.	TD	LG	Rec.-Yds.	Avg.	TD	LG
2019	84-443	5.3	8	27	7-52	7.4	-	20
2020	3-13	4.3	-	7	-	-	-	-
CAREER	87-456	5.2	8	27	7-52	7.4	-	20

Rushing Attempts 22; at Iowa, 10/12/19
Rushing Yards 105; Purdue, 10/5/19
Rushing Touchdowns 2; Twice, Last vs. Memphis, 12/28/19
Longest Rush 27; Purdue, 10/5/19
2 or More Rushing Touchdowns 2; Last vs. Memphis, 12/28/19
100-yard Rushing Games 2; Last at Iowa (102), 10/12/19

Receptions 3; Purdue, 10/5/19
Receiving Yards 25; Purdue, 10/5/19
Longest Reception 20; Purdue, 10/5/19

All-Purpose Yards 130; Purdue, 10/5/19



TARIQ CASTRO-FIELDS 5
 Cornerback | 6-0 | 191
 Senior
 Upper Marlboro, Md./Riverdale Baptist School
 Major: Sociology

» 2020
Season: Made three starts.

at Indiana (10/24): Collected five tackles, including four solo...Added a pass breakup. **Ohio State (10/31):** Made one stop...Collected 100th career tackle. **Maryland (11/7):** Notched six tackles.


» 2020 GAME-BY-GAME
Tackles (Solo-Assisted-Total)
 at Indiana 4-1-5; OHIO STATE 1-0-1; MARYLAND 1-5-6; at Nebraska DNP; IOWA DNP.

» CASTRO-FIELDS' CAREER STATISTICS & GAME HIGHS

	UA-A	TK	FF	FR	I	PBU	SACK	TFL
2017	9-1	10	1	-	1	3	-	2.0-8
2018	21-11	32	-	-	-	7	1.0-2	5.0-8
2019	32-20	52	-	-	2	8	-	3.0-4
2020	6-6	12	-	-	-	1	-	-
CAREER	68-38	106	1	-	3	19	1.0-2	10.0-20

Tackles 8; Three Times: Last Indiana, 11/16/19
Tackles for Loss 1.5; Twice: Last vs. Kentucky, 1/1/19
Sacks 1.0; vs. Kentucky, 1/1/19
Forced Fumbles 1; at Maryland, 11/25/17
Interceptions 1; Three Times: Last Michigan, 10/19/19
Long Interception Return 5 yards; at Maryland, 9/27/19
Pass Breakups 3; at Michigan State, 11/4/17

32 2020 PENN STATE FOOTBALL



RAFAEL CHECA 90
 Kicker | 6-2 | 203
 Redshirt Sophomore
 Chevy Chase, Md./St. John's College High School
 Major: Hospitality Management

» 2020

Season: Appeared in three games on special teams.

NOTE: Has two career tackles (vs. Iowa and at Rutgers, 2018).



MAX CHIZMAR 50
 Linebacker | 6-2 | 229
 Redshirt Junior
 Mars, Pa./Mars Area
 Major: Corporate Innovation and Entrepreneurship

» 2020

Season: Appeared in three games...Named the Coaching Staff's Developmental Squad Defensive Player of the Week following the Indiana (10/24) game.

» 2020 GAME-BY-GAME

Tackles (Solo-Assisted-Total)

at Indiana 0-0-0; OHIO STATE DNP; MARYLAND 0-0-0; at Nebraska DNP; IOWA 0-0-0.

» CHIZMAR'S CAREER STATISTICS & GAME HIGHS

	UA-A	TK	FF	FR	I	PBU	SACK	TFL
2018	0-1	1	-	-	-	-	-	-
2019	0-3	3	-	-	-	-	-	-
2020	-	-	-	-	-	-	-	-
CAREER	0-4	4	-	-	-	-	-	-

Tackles 2; Buffalo, 9/7/19



SEAN CLIFFORD 14
 Quarterback | 6-2 | 217
 Redshirt Junior
 Cincinnati, Ohio/Saint Xavier
 Major: Advertising and Public Relations

» CAREER NOTES & RECORDS

Career: Leads Penn State all-time with a 146.2 passing efficiency...Ranks 10th all-time at Penn State with 36 career touchdown passes...Sits 12th all-time with 3,919 career passing yards...Holds 12th all-time with 281 career completions...Ranks 15th all-time with 478 career pass attempts... Ranks third all-time at Penn State with a .588 career completion percentage...Sits eighth all-time with 581 rushing yards by a quarterback...Holds 12th all-time with 4,500 total yards in his career...Ranks 11th all-time with 42 career touchdowns responsible for...Tied fifth all-time with three 300-yard passing games...Has thrown for 200-plus yards in nine games, ranking 10th all-time...Has thrown for at least 250 passing yards and three passing touchdowns in five games...Became the 17th Penn State quarterback to move past the 3,000-yard mark against Indiana (10/24/20).

Season: 2020: Became the first Penn State quarterback to throw for touchdowns on back-to-back passes against Iowa in the third quarter since Trace McSorley at Illinois in 2018...Has thrown for 11 touchdowns through the first five games, marking the third occasion that a Penn State quarterback has done that since 2000 (Clifford, 12 in 2019; McSorley, 11 in 2018). **2019:** Became the third Penn State quarterback to have three games with 250 passing yards and three passing touchdowns in a season, joining Trace McSorley (2017, 4 games) and Christian Hackenberg (2013, 3 games)...Was the fifth quarterback in program history to have multiple games with four or more passing touchdowns...Finished fifth at Penn State in passing touchdowns (23), seventh in passing efficiency (148.54), eighth in passing yardage (2,654), ninth in completion percentage (59.2), tied for 10th in 200-yard passing games (6) and was 14th in completions (189)...Holds seventh for total yards in a season at PSU with 3,056 and is tied for eighth with 28 touchdowns responsible for...Finished with 402 rushing yards (4th most by a PSU quarterback) and five rushing touchdowns (T-11th).

Game: Records Set: Attempted 57 passes against Maryland (11/7/20), breaking the Penn State record held by Christian Hackenberg (55; at Indiana, 2013)...Threw for 287 yards in the first half at Maryland (9/27/19), breaking the PSU record held by Trace McSorley (258; Georgia State, 2017)...Connected with Daniel George for a 98-yard touchdown pass against Kent State (9/15/18) for the longest pass play and longest play from scrimmage in program history, breaking the previous longest pass record of 92 yards from Bill Hess to Bob Higgins in 1919 and longest play from scrimmage record, set four different times on 92-yard plays, most recently a 92-yard run by Saquon Barkley vs. Washington in the 2017 Fiesta Bowl. **2020:** Threw for 340 yards against Maryland (11/7/20), tied for the 16th-most in a game at Penn State. **2019:** Threw for 398 yards at Maryland (9/27/19), the third-most in a game at Penn State, trailing only Christian Hackenberg (454; vs. UCF, 2014) and Zack Mills (399; vs. Iowa, 2002)...Gained 452 total yards vs. the Terrapins, the third-most in a game at Penn State, trailing only Trace McSorley (461; vs. Ohio State, 2018) and Hackenberg (456; vs. UCF, 2014)...Threw for 340 yards at Minnesota (11/9/19), tied for the 16th-most in a game at Penn State...It marked the 41st 300-yard passing game in PSU history...Tallied 379 total yards vs. the Golden Gophers, the 11th-most in a game at PSU.

» 2020

Awards: Named to the Davey O'Brien Award watch list...Tabbed for the Manning Award watch list...Member of the Johnny Unitas Golden Arm Award Watch List...Selected for the Wuerffel Trophy watch list.

Season: Made four starts...Selected as a team captain...Became the 17th Penn State quarterback to move past the 3,000-yard passing mark for his career against Indiana (10/24).

Rankings: Ranks third in the Big Ten and 37th in the nation with 11 passing touchdowns...Holds fourth in the conference with 1,070 passing yards...Ranks fourth in the Big Ten with 74 points responsible for.

at Indiana (10/24): Completed 24-of-35 passes for 238 yards...Threw three touchdown passes, connecting with Pat Friermuth (2 yards), Jahan Dotson (60 yards) and Parker Washington (9 yards)...Earned seventh career game with two or more touchdown passes and sixth game with three or more touchdown passes...Rushed for career-high 119 yards on 17 carries...Recorded first career 100-yard rushing game...Scored on a 35-yard run in the third quarter, his second career rushing touchdown over 30 yards. **Ohio State (10/31):** Threw for 281 yards and three touchdowns while completing 18-of-30 passes...Connected with Jahan Dotson for touchdown passes of 21, 14 and 20 yards...Six completions went for at least 20 yards...Earned seventh career game with at least three touchdown passes...Recorded eighth career 200-yard passing game and fourth game with at least 250 passing yards and three passing touchdowns...Threw two touchdown passes in the fourth quarter, his fifth career multi-touchdown quarter, and three touchdown passes in the second half, his seventh career multi-touchdown half. **Maryland (11/7):** Completed 27-of-57 passes for 340 yards...Set Penn State record with 57 pass attempts, topping Christian Hackenberg's 55 attempts (at Indiana, 2013)...Threw three touchdown passes...Connected with Parker Washington on 23- and 1-yard touchdowns...Found Jahan Dotson in the end zone for a 20-yard score...Had four completions of 20 or more yards...Earned his third career 300-yard passing game and eighth game with three or more touchdown passes...Threw two touchdown passes in the fourth quarter, his sixth career multi-touchdown quarter and eighth multi-touchdown half. **at Nebraska (11/14):** Completed 5-of-8 passes for 37 yards...Rushed for 19 yards on six carries. **Iowa (11/21):** Completed 13-of-22 passes for 174 yards...Threw touchdown passes on back-to-back throws in the third quarter, becoming the first Penn State quarterback to do so since Trace McSorley at Illinois in 2018...Connected with Brenton Strange for a 28-yard touchdown...Tossed a 68-yard score to Jahan Dotson for the longest scoring pass of the season...Recorded seventh career multi-touchdown quarter and ninth multi-touchdown half with two scores in the third quarter.

» 2020 GAME-BY-GAME

Passing (Comp-Att-Yds-TD-INT)

at Indiana 24-35-238-3-2; OHIO STATE 18-30-281-3-1; MARYLAND 27-57-340-3-2; at Nebraska 5-8-37-0-1; IOWA 13-22-174-2-2.

Rushing (Carries-Yards-TD)

at Indiana 17-119-1; OHIO STATE 18-5-0; MARYLAND 17-26-0; at Nebraska 6-19-0; IOWA 6-13-0.

» CLIFFORD'S CAREER PASSING STATISTICS & GAME HIGHS

	C-A	Yds.	%	TD-INT	YPG	LG
2018	5-7	195	71.4	2-0	48.8	95
2019	189-319	2,654	59.2	23-7	221.2	72
2020	87-152	1,070	57.2	11-8	214.0	68
CAREER	281-478	3,919	58.8	36-15	186.6	95

Pass Completions 27; Maryland, 11/7/20
Pass Attempts 57; Maryland, 11/7/20
Passing Yards 398; at Maryland, 9/27/19
Passing Touchdowns 4; Twice: Last at Michigan State, 10/26/19
Long Pass 95 yards; Kent State, 9/15/18
20-yard or Longer Completions in A Game 7; Idaho, 8/31/19
200-yard Passing Games 9; Last Maryland (340), 11/7/20
300-yard Passing Games 3; Last Maryland (340), 11/7/20
2 or more Passing Touchdowns 10; Last Iowa (2), 11/21/20
3 or more Passing Touchdowns 8; Last Maryland (3), 11/7/20
4 or more Passing Touchdowns 2; Last at Michigan State (4), 10/26/19
Multi-Passing Touchdown Quarters 7; Last Iowa (2, 3rd), 11/21/20
Multi-Passing Touchdown Halves 9; Last Iowa (2, 2nd), 11/21/20
20-yard or Longer Completions 53; Last Iowa (2), 11/21/20

» CLIFFORD'S CAREER RUSHING STATISTICS & GAME HIGHS

	Att.-Yds.	Avg.	TD	LG	Rec.-Yds.	Avg.	TD	LG
2018	5-(-3)	-0.6	-	6	-	-	-	-
2019	116-402	3.5	5	58	-	-	-	-
2020	64-182	2.8	1	35	-	-	-	-
CAREER	185-581	3.1	6	58	-	-	-	-

Rushing Attempts 18; Ohio State, 10/31/20
Rushing Yards 119; at Indiana, 10/24/20
Rushing Touchdowns 2; Indiana, 11/16/19
Longest Rush 58 yards; Buffalo, 9/7/19
100-yard Rushing Games 1; at Indiana (119), 10/24/20
2 or more Rushing Touchdowns 1; Indiana, 11/16/19

Total Offense 452 yards; at Maryland, 9/27/19
300 yards Total Offense 6; Last Maryland (366), 11/7/20
400 yards Total Offense 1; at Maryland (452), 9/27/19
Passing and Rushing Touchdown Games 5; Last at Indiana, 10/24/20



JUDGE CULPEPPER 77
 Defensive Tackle | 6-4 | 295
 Redshirt Sophomore
 Tampa, Fla./H.B. Plant
 Major: History

» 2020

Season: Appeared in five games.

Maryland (11/7): Collected a career-high three tackles...Recorded a half-sack in the third quarter. **at Nebraska (11/14):** Made one tackle. **Iowa (11/21):** Registered one tackle.

» 2020 GAME-BY-GAME

Tackles (Solo-Assisted-Total)

at Indiana 0-0-0; OHIO STATE 0-0-0; MARYLAND 2-1-3; at Nebraska 0-1-1; IOWA 0-1-1.

» CULPEPPER'S CAREER STATISTICS & GAME HIGHS

	UA-A	TK	FF	FR	I	PBU	SACK	TFL
2019	0-2	2	-	-	-	-	0.5-2	0.5-2
2020	2-3	5	-	-	-	-	0.5-4	0.5-4
CAREER	2-5	7	-	-	-	-	1.0-6	1.0-6

Tackles 3; Maryland, 11/7/20
Tackles for Loss 0.5; Twice: Last Maryland, 11/7/20
Sacks 0.5; Twice: Last Maryland, 11/7/20



LANCE DIXON 10
Linebacker | 6-2 | 225
Redshirt Freshman
West Bloomfield, Mich./West Bloomfield
Major: Division of Undergraduate Studies

» 2020
Season: Appeared in five games, making one start...One of 10 players to make their first career start.

Ohio State (10/31): Recorded a career-best five tackles, including four solo...Registered his first career forced fumble in the first quarter. **at Nebraska (11/14):** Assisted on two tackles...Recorded a half-tackle for loss. **Iowa (11/21):** Made one tackle...Registered first career full tackle for loss in the second quarter.

» 2020 GAME-BY-GAME
Tackles (Solo-Assisted-Total)
at Indiana 0-0-0; OHIO STATE 4-1-5; MARYLAND 0-0-0; at Nebraska 0-2-2; IOWA 1-0-1.

» DIXON'S CAREER STATISTICS & GAME HIGHS

	UA-A	TK	FF	FR	I	PBU	SACK	TFL
2019	0-2	2	-	-	-	-	-	-
2020	5-3	8	1	-	-	-	-	1.5-1
CAREER	5-5	10	1	-	-	-	-	1.5-1

Tackles5; Ohio State, 10/31/20
Tackles For Loss1.0; Iowa, 11/21/20
Forced Fumbles1; Ohio State, 10/31/20



JAHAN DOTSON 5
Wide Receiver | 5-11 | 190
Junior
Nazareth, Pa./Nazareth Area
Major: Telecommunications

» CAREER NOTES & RECORDS
Career: Became the 35th Nittany Lion to surpass 1,000 career receiving yards...Ranks 24th in program history with 1,218 career receiving yards.

Season: 2020: Tied Penn State record with five touchdown catches in first three games, matching Joe Jurevicius (1997)...Became first Penn State player with at least one touchdown reception in each of the first three games of a season since Allen Robinson in 2013 (vs. Syracuse, Eastern Michigan, UCF)...Had 238 receiving yards through first two games of season, most by a PSU receiver since Geno Lewis (271; 2014) and most by a PSU receiver in first two Big Ten games of a season since Allen Robinson (257; 2013)... Twenty-four of Dotson's 31 receptions (77%) have gained a first down, ranking fourth among FBS players with at least 30 receptions this season...**Through first five games:** Ranks 15th nationally with 527 receiving yards...Tied seventh with six receiving touchdowns...Holds 17th nationally and seventh among Power Five receivers averaging 17.0 yards per reception... One of three Power Five receivers, and eight FBS receivers, to total at least 30 receptions, 525 receiving yards and six receiving touchdowns...Only Penn State player to accomplish that feat.

Game: 2020: Had three touchdown receptions against Ohio State (10/31/20), becoming first Penn State player with three touchdown receptions in a game since Pat Freiermuth vs. Michigan State in 2019 and first PSU receiver to accomplish the feat since DaeSean Hamilton vs. Indiana in 2017.

» 2020
Awards: Midseason: Named to the Biletnikoff Award Watch List

Season: Made five starts...Has made at least one catch in 25-straight games dating back to the Indiana game (10/20/18)...Has 21 career receptions of 20 or more yards (8 in 2020)...Has caught at least one pass of 20 or more yards in all five games this season.

Rankings: Sits second in the Big Ten with six touchdown receptions, good for 19th in the country...Ranks second in the Big Ten with 527 receiving yards...Sits 18th in the country and fourth in the Big Ten averaging 105.4 receiving yards per game...Averaging 6.2 receptions per contest, ranking fifth in the Big Ten and 30th in the nation...Holds seventh in the Big Ten averaging 17.0 yards per reception. **Through first five games:** One of three Power Five receivers, and eight FBS receivers, to total at least 30 receptions, 525 yards receiving and six receiving touchdowns.

at Indiana (10/24): Had four catches for 94 yards...Hauled in a 60-yard touchdown in the fourth quarter, his fifth career touchdown catch of 40 or more yards...Added a 21-yard catch in the first quarter. **Ohio State (10/31):** Set career highs with 144 yards and three touchdowns on eight catches...Recorded second career 100-yard receiving game...Hauled in touchdown receptions of 14, 21 and 20 yards...Second touchdown reception was a one-handed grab along the sideline...Hauled in four catches of 20 or more yards...Named the Coaching Staff's Offensive Player of the Week. **Maryland (11/7):** Hauled in a career-high nine receptions for 123 yards and a touchdown...Earned second straight 100-yard receiving game and the third of his career...Caught a 20-yard touchdown pass in the third quarter...Became first Penn State player with at least one touchdown reception in each of the first three games of a season since Allen Robinson in 2013 (vs. Syracuse, Eastern Michigan, UCF)...Became 35th Nittany Lion to reach the 1,000 career receiving yard mark...Added an 11-yard punt return. **at Nebraska (11/14):** Caught two passes for 27 yards...Had a 21-yard reception in the third quarter...Added a 21-yard punt return. **Iowa (11/21):** Caught eight passes for 139 yards...Recorded third 100-plus yard game of the season and fourth of his career...Registered a career-high 171 all-purpose yards...Had two catches of 20-plus yards, including a season-best 68-yard catch from Sean Clifford for a touchdown in the third quarter...Collected a career-high two punt returns and 32 return yards.

» 2020 GAME-BY-GAME
Receiving (Receptions-Yards-TD)
at Indiana 4-94-1; OHIO STATE 8-144-3; MARYLAND 9-123-1; at Nebraska 2-27-0; IOWA 8-139-1.

» DOTSON'S CAREER STATISTICS & GAME HIGHS

	Att.-Yds.	Avg.	TD	LG	Rec.-Yds.	Avg.	TD	LG
2018	-	-	-	-	13-203	15.6	-	35
2019	2-0	0.0	-	4	27-488	18.1	5	72
2020	-	-	-	-	31-527	17.0	6	68
CAREER	2-0	0.0	-	4	71-1,218	17.2	11	72

Receptions9; Maryland, 11/7/20
Receiving Yards144; Ohio State, 10/31/20
Receiving Touchdowns3; Ohio State, 10/31/20
Long Reception72 yards; Purdue, 10/5/19
100-yard Receiving Games4; Last Iowa (139), 11/21/20
2 or more Receiving Touchdowns2; Ohio State (3), 10/31/20
3 or more Receiving Touchdowns3; Ohio State (3), 10/31/20
20-yard Receptions21; Last Iowa (2), 11/21/20
Rushing Attempts1; Purdue, 10/5/19
Rushing Yards4; Purdue, 10/5/19
Longest Rush4; Purdue, 10/5/19

» 2020 GAME-BY-GAME
Punt Returns (Returns-Yards-TD-YPR)
at Indiana 0-0-0-0.0; OHIO STATE 0-0-0-0.0; MARYLAND 1-11-0-11.0; at Nebraska 1-21-0-21.0; IOWA 2-32-0-16.0.

» DOTSON'S CAREER PUNT RETURN STATISTICS & GAME HIGHS

	No.	Yds.	Avg.	TD	LG
2018	1	-2	-2.0	-	-2
2019	2	39	19.5	-	30
2020	4	64	16.0	-	21
CAREER	7	101	14.4	-	30

Punt Returns2; Iowa, 11/21/20
Punt Return Yards32; Iowa, 11/21/20
Long Punt Return30 yards; at Maryland, 9/27/19
All-Purpose Yards171; Iowa, 11/21/20



BRYCE EFFNER 72
Offensive Line | 6-5 | 301
Redshirt Sophomore
Aurora, Ill./Metea Valley
Major: Psychology

» 2020
Season: Appeared in four games.



KEATON ELLIS 2
Cornerback | 5-11 | 186
Sophomore
State College, Pa./State College Area
Major: Division of Undergraduate Studies

» CAREER NOTES & RECORDS
Season: 2019: Tied for ninth at Penn State with three forced fumbles.

» 2020
Season: Appeared in three games, including two starts.
at Nebraska (11/14): Recorded three tackles. **Iowa (11/21):** Made a career-high six tackles, including four solo stops...Collected first career tackle for loss in the third quarter.

» 2020 GAME-BY-GAME
Tackles (Solo-Assisted-Total)
at Indiana 0-0-0; OHIO STATE DNP; MARYLAND DNP; at Nebraska 1-2-3; IOWA 4-2-6.

» ELLIS' CAREER STATISTICS & GAME HIGHS

	UA-A	TK	FF	FR	I	PBU	SACK	TFL
2019	9-9	18	3	1	-	2	-	-
2020	5-4	9	-	-	-	-	-	1.0-4
CAREER	14-13	27	3	1	-	2	-	1.0-4

Tackles6; Iowa, 11/21/20
Tackles for Loss1.0; Iowa, 11/21/20
Forced Fumbles1; Three Times: Last at Minnesota, 11/9/19
Fumble Recoveries1; at Maryland, 9/27/19
Pass Breakups1; Twice: Last Buffalo, 9/7/19
NOTE: Returned a blocked field goal at Michigan State (8 yards) in 2019.



DEVYNN FORD 28
Running Back | 5-11 | 205
Sophomore
Stafford, Va./North Stafford
Major: Division of Undergraduate Studies

» 2020
Season: Appeared in five games, including four starts...One of nine players to make their first career start.

at Indiana (10/24): Ran for 69 yards on a career-high 20 carries...Scored on a 14-yard run in the fourth quarter...Matched a career high with three receptions for 11 yards...Added a 28-yard kick return. **Ohio State (10/31):** Gained 36 yards on eight carries, including a 23-yard run. **Maryland (11/7):** Rushed for 36 yards on nine carries...Added a 25-yard kick return. **at Nebraska (11/14):** Gained 66 yards on 16 carries...Scored on a 5-yard run in the fourth quarter...Added a 5-yard reception...Had two kick returns for 36 yards, including a 20-yard return. **Iowa (11/21):** Had one reception and three carries.

» 2020 GAME-BY-GAME
Rushing (Carries-Yards-TD)
at Indiana 20-69-1; OHIO STATE 8-36-0; MARYLAND 9-36-0; at Nebraska 16-66-1; IOWA 3-2-0.

Receiving (Receptions-Yards-TD)
at Indiana 3-11-0; OHIO STATE 1-0-0; MARYLAND 0-0-0; at Nebraska 1-5-0; IOWA 1-1-0.

» FORD'S CAREER STATISTICS & GAME HIGHS

	Att.-Yds.	Avg.	TD	LG	Rec.-Yds.	Avg.	TD	LG
2019	52-294	5.7	3	81	5-30	6.0	-	15
2020	56-209	3.7	2	23	6-17	2.8	-	8
CAREER	108-503	4.7	5	81	11-47	4.3	-	15

Rushing Attempts20; at Indiana, 10/24/20
Rushing Yards107; Idaho, 8/31/19
Rushing Touchdowns1; Five Times: Last at Nebraska, 11/14/20
Longest Rush81 yards; Idaho, 8/31/19
100-yard Rushing Games1; Idaho, 8/31/19
Receptions3; Twice: Last at Indiana, 10/24/20
Receiving Yards15; at Maryland, 9/27/19
Longest Reception15; at Maryland, 9/27/19

34 2020 PENN STATE FOOTBALL

» 2020 GAME-BY-GAME

Kick Returns (Returns-Yards-TD-YPR)

at Indiana 1-28-0-28.0; OHIO STATE 0-0-0-0.0; MARYLAND 1-25-0-25.0; at Nebraska 2-36-0-18.0; IOWA 0-0-0-0.0.

» FORD'S CAREER KICK RETURN STATISTICS & GAME HIGHS

	No.	Yds.	Avg.	TD	LG
2019	-	-	-	-	-
2020	4	89	22.3	-	28
CAREER	4	89	22.3	-	28

Kick Returns 2; at Nebraska, 11/14/20

Kick Return Yards 36; at Nebraska, 11/14/20

Long Kick Return 28 yards; at Indiana, 10/24/20

All-Purpose Yards 107 yards; at Nebraska, 11/14/20



LEVI FORREST

93

Punter | 6-5 | 184

Freshman

Richlands, Va./Richlands

Major: Division of Undergraduate Studies

» 2020

Season: Appeared in two games on special teams... One of 11 players to make their Nittany Lion debut...One of nine true freshmen to play this season.

Ohio State (10/31): Attempted an onside kick in the fourth quarter.

Maryland (11/7): Tried an onside kick in the fourth quarter.



PAT FREIERMUTH

87

Tight End/H-Back | 6-5 | 258

Junior

Merrimac, Mass./Brooks School

Major: Labor and Human Resources

» CAREER NOTES & RECORDS

Career: Holds the record for PSU career touchdown receptions by a tight end with 16, passing Mike Gesicki (15; 2014-17)...Tied for eighth all-time at Penn State with 16 career touchdown receptions with O.J. McDuffie (1988-92)...Current FBS career active leader in touchdown receptions by a tight end...Has 1,185 career receiving yards to rank 25th overall and third among tight ends in program history...Owns 92 career receptions, ranking 20th all-time...Has caught a pass in 29-straight games, dating back to the Pitt game (9/8/18), a school-record among tight ends...Became the 34th Nittany Lion and seventh Penn State tight end to accumulate 1,000 career receiving yards

Season: 2019: Tied for 14th in a season at PSU and third among tight ends in touchdown receptions with seven. **2018:** Ranked second among PSU tight ends and tied for No. 10 overall in season receiving touchdowns with eight...Set the mark for most receiving touchdowns by a freshman tight end.

Game: 2019: Became the ninth player (11 occasions), and first tight end, to catch at least three touchdown passes in a single game (Michigan State, 10/26), joining Bobby Engram (twice), Allen Robinson (twice), Freddie Scott, Deon Butler, Tony Johnson, Graham Zug and DaeSean Hamilton. **2018:** Was one of three freshmen (four occasions) in program history to have two touchdown receptions in a game (vs. Rutgers, 2018), joining Kyle Brady (vs. Cincinnati, 1991) and Deon Butler (vs. Central Michigan & Wisconsin, 2005).

» 2020

Awards: Named AP Preseason All-America first team...Tabbed Athlon Sports Preseason All-America first team...Selected Walter Camp Preseason All-America second-team...Garnered USA Today Preseason All-America second team honors...Named to the John Mackey Award watch list...Selected to the Biletnikoff Award watch list.

Season: Made four starts...Selected as a team captain...Has caught at least one pass in a 29-straight games dating back to the Pitt game (9/8/18)...Tied as the longest active streak among FBS tight ends with Wisconsin's Jake Ferguson (29) through Nov. 14...Has 19 career receptions of 20 or more yards...Will miss rest of 2020 due to injury.

Rankings: Led all FBS tight ends with 5.8 receptions per game before injury...Ranked fifth among tight ends averaging 77.5 receiving yards per game through four games...Sat seventh overall in the Big Ten in receptions, eighth in receiving yards (310) and ninth in receiving yards per game before injury.

at Indiana (10/24): Made a team-high seven catches for 60 yards... Caught a 2-yard touchdown on the opening drive of the game...Made his 16th career touchdown reception to break a tie for the Penn State record by a tight end, passing Mike Gesicki (2014-17)...Named the Coaching Staff's Offensive Player of the Week. **Ohio State (10/31):** Caught three passes for 46 yards. **Maryland (11/7):** Made six grabs for 91 yards...Had a 24-yard reception...Became the 34th Nittany Lion and seventh Penn State tight end to accumulate 1,000 career receiving yards. **at Nebraska (11/14):** Hauled in seven catches for a career-high 113 yards...Earned second career 100-yard game...Made a career-long 74-yard reception in the fourth quarter.

» 2020 GAME-BY-GAME

Receiving (Receptions-Yards-TD)

at Indiana 7-60-1; OHIO STATE 3-46-0; MARYLAND 6-91-0; at Nebraska 7-113-0; IOWA INJ.

» FREIERMUTH'S CAREER STATISTICS & GAME HIGHS

	Att.-Yds.	Avg.	TD	LG	Rec.-Yds.	Avg.	TD	LG
2018	-	-	-	-	26-368	14.2	8	27
2019	-	-	-	-	43-507	11.8	7	28
2020	-	-	-	-	23-310	13.5	1	74
CAREER	-	-	-	-	92-1,185	12.9	16	74

Receptions 8; Buffalo, 9/7/19

Receiving Yards 113; at Nebraska, 11/14/20

Receiving Touchdowns 3; at Michigan State, 10/26/19


Long Reception 74 yards; at Nebraska, 11/14/20

Multi-Touchdown Reception Games 3; Last at Michigan State (3), 10/26/19

3 or more Receiving Touchdowns 1; Last at Michigan State (3), 10/26/19

20-yard Receptions 19; Last at Nebraska (1), 11/14/20

100-yard Receiving Games 2; Last at Nebraska (113), 11/14/20



WILL FRIES

71

Offensive Line | 6-6 | 306

Redshirt Senior

Cranford, N.J./Cranford

Major: Telecommunications (2nd degree)

» 2020

Season: Made five starts on the offensive line...One of five players to earn their degree before the 2020 season...Graduated with a degree in economics in December 2019.

at Indiana (10/24): Helped the Nittany Lion offense to gain 488 yards, including 250 on the ground...Led the way for Penn State to convert 27 first downs...Protected Sean Clifford as he threw for 238 yards and three touchdowns while rushing for a career-high 119 yards and a score...Paved the way for a 14-yard touchdown rush by Devyn Ford. **Ohio State (10/31):** Led the way for the Nittany Lions to gain 325 yards...Allowed Sean Clifford to throw for 281 yards and three touchdowns. **Maryland (11/7):** Aided the Penn State offense to gain 434 yards...Helped Sean Clifford as he threw for 340 yards and three touchdowns. **at Nebraska (11/14):** Paved the way for the Nittany Lions to gain 501 yards, including 245 on the ground... Helped Penn State to tie season-highs with 30 first downs and 52 rushing attempts...Aided Devyn Ford to find the end zone on a 5-yard run and helped Keyvone Lee score on a 31-yard rush...Protected Will Lewis as he threw for 219 yards. **Iowa (11/21):** Protected quarterbacks Will Lewis and Sean Clifford as they threw for a combined 280 yards...Aided Keyvone Lee to find the endzone on a 6-yard rush.



DANIEL GEORGE

11

Wide Receiver | 6-2 | 210

Redshirt Sophomore

Fort Washington, Md./Oxon Hill

Major: Journalism

» CAREER NOTES & RECORDS

Game: Hauled in a 98-yard touchdown pass from Sean Clifford against Kent State (9/15/18) for the longest pass play and longest play from scrimmage in program history...Broke the previous longest pass record of 92 yards yards from Bill Hess to Bob Higgins in 1919...Broke the longest play from scrimmage record, set four different times on 92-yard plays, most recently a 92-yard run by Saquon Barkley vs. Washington in the 2017 Fiesta Bowl...Tied for the longest reception in the FBS in 2018.

» 2020

Season: Appeared in five games.

at Indiana (10/24): Caught a career-best three passes for 29 yards.

Maryland (11/7): Made two grabs for 34 yards...Hauled in a 21-yard catch. **at Nebraska (11/14):** Caught a 6-yard pass. **Iowa (11/21):** Caught a 4-yard pass.

» 2020 GAME-BY-GAME

Receiving (Receptions-Yards-TD)

at Indiana 3-29-0; OHIO STATE 0-0-0; MARYLAND 2-34-0; at Nebraska 1-6-0; IOWA 1-4-0.

» GEORGE'S CAREER STATISTICS & GAME HIGHS

	Att.-Yds.	Avg.	TD	LG	Rec.-Yds.	Avg.	TD	LG
2018	-	-	-	-	2-112	56.0	1	95
2019	-	-	-	-	9-100	11.1	-	22
2020	-	-	-	-	7-73	10.4	-	21
CAREER	-	-	-	-	18-285	15.8	1	95

Receptions 3; at Indiana, 10/24/20

Receiving Yards 95; Kent State, 9/15/18

Receiving Touchdowns 1; Kent State, 9/15/18

Long Reception 95 yards; Kent State, 9/15/18

20-yard Receptions 4; Last Maryland (1), 11/7/20



TRENT GORDON

19

Safety | 5-11 | 199

Redshirt Sophomore

Spring, Texas/Manvel

Major: Health Policy/Administration

» 2020

Season: Appeared in three games.

» 2020 GAME-BY-GAME

Tackles (Solo-Assisted-Total)

at Indiana 0-0-0; OHIO STATE 0-0-0; MARYLAND 0-0-0; at Nebraska DNP; IOWA DNP.

» GORDON'S CAREER STATISTICS & GAME HIGHS

	UA-A	TK	FF	FR	I	PBU	SACK	TFL
2018	0-1	1	-	-	-	-	-	-
2019	13-7	20	-	-	-	5	-	1.0-1
2020	-	-	-	-	-	-	-	-
CAREER	13-8	21	-	-	-	5	-	1.0-1

Tackles 5; vs. Memphis, 12/28/19

Tackles for Loss 1.0; at Iowa, 10/12/19

Pass Breakups 3; Rutgers, 11/30/19



FRED HANSARD 53
 Defensive Tackle | 6-3 | 324
 Redshirt Junior
 Burlington, N.J./The Hun School
 Major: Journalism

» 2020
Season: Appeared in five games.


Ohio State (10/31): Assisted on one tackle. **Maryland (11/7):** Notched two tackles. **Iowa (11/21):** Had one tackle...Assisted on a tackle for loss.

» 2020 GAME-BY-GAME
Tackles (Solo-Assisted-Total)
 at Indiana 0-0-0; OHIO STATE 0-1-1; MARYLAND 0-2-2; at Nebraska 0-0-0; IOWA 0-1-1.

» HANSARD'S CAREER STATISTICS & GAME HIGHS

	UA-A	TK	FF	FR	I	PBU	SACK	TFL
2018	1-1	2	-	-	-	-	-	0.5-1
2019	5-10	15	-	-	-	-	1.0-8	4.5-13
2020	0-4	4	-	-	-	-	-	0.5-1
CAREER	6-15	21	-	-	-	-	1.0-8	5.5-15

Tackles 3; Twice: Last vs. Memphis, 12/28/19
Tackles For Loss 1.5; Buffalo, 9/7/19
Sacks 1.0; Purdue, 10/5/19



DAEQUAN HARDY 25
 Cornerback | 5-9 | 180
 Redshirt Freshman
 Pittsburgh, Pa./Penn Hills
 Major: Division of Undergraduate Studies

» 2020
Season: Appeared in five games.

at Indiana (10/24): Recorded one tackle. **Maryland (11/7):** Assisted on one tackle. **Iowa (11/21):** Made one solo stop.

» 2020 GAME-BY-GAME
Tackles (Solo-Assisted-Total)
 at Indiana 1-0-1; OHIO STATE 0-0-0; MARYLAND 0-1-1; at Nebraska 0-0-0; IOWA 1-0-1.

» HARDY'S CAREER STATISTICS & GAME HIGHS

	UA-A	TK	FF	FR	I	PBU	SACK	TFL
2019	-	-	-	-	-	-	-	-
2020	2-1	3	-	-	-	-	-	-
CAREER	2-1	3	-	-	-	-	-	-

Tackles 1; Three Times: Last Iowa, 11/21/20



DREW HARTLAUB 37
 Safety | 5-11 | 177
 Redshirt Junior
 Hanover, Pa./South Western
 Major: Telecommunications

» 2020
Season: Appeared in four games on special teams.

» 2020 GAME-BY-GAME
Tackles (Solo-Assisted-Total)
 at Indiana 0-0-0; OHIO STATE 0-0-0; MARYLAND 0-0-0; at Nebraska DNP; IOWA 0-0-0.

» HARTLAUB'S CAREER STATISTICS & GAME HIGHS

	UA-A	TK	FF	FR	I	PBU	SACK	TFL
2018	1-2	3	-	-	-	-	-	-
2019	1-3	4	-	1	-	-	-	-
2020	-	-	-	-	-	-	-	-
CAREER	2-5	7	-	1	-	-	-	-

Tackles 2; at Michigan State, 10/26/19
Fumble Recoveries 1; Purdue, 10/5/19



CAZIAAH HOLMES 26
 Running Back | 5-11 | 209
 Freshman
 Titusville, Fla./Cocoa
 Major: Division of Undergraduate Studies

» 2020
Season: Appeared in five games...One of 11 players to make their Nittany Lion debut...One of nine true freshmen to play this season.

at Indiana (10/24): Rushed for 16 yards on five carries. **Maryland (11/7):** Gained 29 yards on nine carries. **at Nebraska (11/14):** Rushed for a career-best 50 yards on four carries...Had a career-best 36-yard run in the second quarter...Added a 9-yard kick return. **Iowa (11/21):** Rushed for eight yards on six carries...Recorded first three career receptions for 12 yards.

» 2020 GAME-BY-GAME
Rushing (Carries-Yards-TD)
 at Indiana 5-16-0; OHIO STATE 0-0-0; MARYLAND 9-29-0; at Nebraska 4-50-0; IOWA 6-8-0.

Receiving (Receptions-Yards-TD)
 at Indiana 0-0-0; OHIO STATE 0-0-0; MARYLAND 0-0-0; at Nebraska 0-0-0; IOWA 3-12-0.

» HOLMES' CAREER STATISTICS & GAME HIGHS

	Att.-Yds.	Avg.	TD	LG	Rec.-Yds.	Avg.	TD	LG
2020	24-103	4.3	-	36	3-12	4.0	-	5
CAREER	24-103	4.3	-	36	3-12	4.0	-	5

Rushing Attempts 9; Maryland, 11/7/20
Rushing Yards 50; at Nebraska, 11/14/20
Longest Rush 36 yards; at Nebraska, 11/14/20

Receptions 3; Iowa, 11/21/20
Receiving Yards 12; Iowa, 11/21/20
Longest Reception 5; Iowa, 11/21/20


» 2020 GAME-BY-GAME
Kick Returns (Returns-Yards-TD-YPR)
 at Indiana 0-0-0-0.0; OHIO STATE 0-0-0-0.0; MARYLAND 0-0-0-0.0; at Nebraska 1-9-0-9.0; IOWA 0-0-0-0.0.

» HOLMES' CAREER KICK RETURN STATISTICS & GAME HIGHS

	No.	Yds.	Avg.	TD	LG
2020	1	9	9.0	-	9
CAREER	1	9	9.0	-	9

Kick Returns 1; at Nebraska, 11/14/20
Kick Return Yards 9; at Nebraska, 11/14/20
Long Kick Return 9 yards; at Nebraska, 11/14/20

All-Purpose Yards 59 yards; at Nebraska, 11/14/20



DES HOLMES 75
 Offensive Line | 6-5 | 312
 Redshirt Junior
 Norristown, Pa./Cardinal O'Hara
 Major: Journalism

» 2020
Season: Appeared in three games.

at Indiana (10/24): Helped the Nittany Lion offense to gain 488 yards, including 250 on the ground...Led the way for Penn State to convert 27 first downs...Protected Sean Clifford as he threw for 238 yards and three touchdowns while rushing for a career-high 119 yards and a score...Paved the way for a 14-yard touchdown rush by Devyn Ford. **Ohio State (10/31):** Led the way for the Nittany Lions to gain 325 yards...Allowed Sean Clifford to throw for 281 yards and three touchdowns. **Maryland (11/7):** Aided the Penn State offense to gain 434 yards...Helped Sean Clifford as he threw for 340 yards and three touchdowns.

NOTE: Has one career reception for -5 yards (at Minnesota, 2019).



ADISA ISAAC 20
 Defensive End | 6-4 | 251
 Sophomore
 Brooklyn, N.Y./Canarsie
 Major: Division of Undergraduate Studies

» 2020
Season: Appeared in five games.

Ohio State (10/31): Notched two tackles. **Maryland (11/7):** Made two stops. **at Nebraska (11/14):** Recorded two tackles, including one solo. **Iowa (11/21):** Recorded two tackles...Had one sack for a loss of 10 yards.

» 2020 GAME-BY-GAME
Tackles (Solo-Assisted-Total)
 at Indiana 0-0-0; OHIO STATE 0-2-2; MARYLAND 1-1-2; at Nebraska 1-1-2; IOWA 1-1-2.

» ISAAC'S CAREER STATISTICS & GAME HIGHS

	UA-A	TK	FF	FR	I	PBU	SACK	TFL
2019	4-10	14	1	-	-	-	1.5-8	3.0-13
2020	3-5	8	-	-	-	-	1.0-10	1.0-10
CAREER	7-15	22	1	-	-	-	2.5-18	4.0-23

Tackles 4; at Maryland, 9/27/19
Tackles For Loss 2.5; at Maryland, 9/27/19
Sacks 1.5; at Maryland, 9/27/19
Forced Fumbles 1; at Maryland, 9/27/19



CURTIS JACOBS 23
 Linebacker | 6-1 | 226
 Freshman
 Glen Burnie, Md./McDonogh School
 Major: Division of Undergraduate Studies

» 2020
Season: Appeared in five games...One of 11 players to make their Nittany Lion debut...One of nine true freshmen to play this season.

Maryland (11/7): Assisted on a tackle for loss...Added a pass breakup. **at Nebraska (11/14):** Made a solo tackle. **Iowa (11/21):** Registered a career-high two tackles.

» 2020 GAME-BY-GAME
Tackles (Solo-Assisted-Total)
 at Indiana 0-0-0; OHIO STATE 0-0-0; MARYLAND 0-1-1; at Nebraska 1-0-1; IOWA 1-1-2.

» JACOBS' CAREER STATISTICS & GAME HIGHS

	UA-A	TK	FF	FR	I	PBU	SACK	TFL
2020	2-2	4	-	-	-	1	-	0.5-1
CAREER	2-2	4	-	-	-	1	-	0.5-1

Tackles 2; Iowa, 11/21/20
Tackles For Loss 0.5; Maryland, 11/7/20
Pass Breakups 1; Maryland, 11/7/20

36 2020 PENN STATE FOOTBALL



THEO JOHNSON 84
Tight End/H-Back | 6-6 | 251
Freshman
Windsor, Ont./Holy Names Catholic
Major: Division of Undergraduate Studies

» 2020

Season: Appeared in four games...One of 11 players to make their Nittany Lion debut...One of nine true freshmen to play this season.

Iowa (11/21): Made first career catch in the first quarter...Finished with two receptions for 14 yards.

» 2020 GAME-BY-GAME

Receiving (Receptions-Yards-TD)

at Indiana 0-0-0; OHIO STATE DNP; MARYLAND 0-0-0; at Nebraska 0-0-0; IOWA 2-14-0.

» JOHNSON'S CAREER STATISTICS & GAME HIGHS

	Att.-Yds.	Avg.	TD	LG	Rec.-Yds.	Avg.	TD	LG
2020	-	-	-	-	2-14	7.0	-	10
CAREER	-	-	-	-	2-14	7.0	-	10

Receptions 2; Iowa, 11/21/20
Receiving Yards 14; Iowa, 11/21/20
Receiving Touchdowns N/A
Longest Reception 10; Iowa, 11/21/20



TJ JONES 10
Wide Receiver | 6-1 | 202
Redshirt Freshman
Lake City, Fla./Columbia
Major: Division of Undergraduate Studies

» 2020

Season: Appeared in three games.

» 2020 GAME-BY-GAME

Receiving (Receptions-Yards-TD)

at Indiana DNP; OHIO STATE DNP; MARYLAND 0-0-0; at Nebraska 0-0-0; IOWA 0-0-0.

» JONES' CAREER STATISTICS & GAME HIGHS

	Att.-Yds.	Avg.	TD	LG	Rec.-Yds.	Avg.	TD	LG
2019	-	-	-	-	-	-	-	-
2020	-	-	-	-	-	-	-	-
CAREER	-	-	-	-	-	-	-	-

Receptions N/A
Receiving Yards N/A
Receiving Touchdowns N/A
Long Reception N/A



CHARLIE KATSHIR 45
Linebacker | 6-3 | 231
Redshirt Sophomore
Camp Hill, Pa./Cumberland Valley
Major: Hospitality Management

» 2020

Season: Appeared in three games.

Ohio State (10/31): Matched a career high with three tackles, including two solo. **Maryland (11/7):** Registered two tackles.

» 2020 GAME-BY-GAME

Tackles (Solo-Assisted-Total)

at Indiana DNP; OHIO STATE 2-1-3; MARYLAND 1-1-2; at Nebraska 0-0-0; IOWA DNP.

» KATSHIR'S CAREER STATISTICS & GAME HIGHS

	UA-A	TK	FF	FR	I	PBU	SACK	TFL
2019	3-2	5	1	-	-	-	-	-
2020	3-2	5	-	-	-	-	-	-
CAREER	6-4	10	1	-	-	-	-	-

Tackles 3; Twice: Last Ohio State, 10/31/20
Forced Fumbles 1; Purdue, 10/5/19



ZACK KUNTZ 82
Tight End/H-Back | 6-7 | 258
Redshirt Sophomore
Camp Hill, Pa./Camp Hill
Major: Marketing

» 2020

Season: Appeared in three games.

» 2020 GAME-BY-GAME

Receiving (Receptions-Yards-TD)

at Indiana 0-0-0; OHIO STATE 0-0-0; MARYLAND 0-0-0; at Nebraska DNP; IOWA DNP.


» KUNTZ'S CAREER OFFENSIVE STATISTICS & GAME HIGHS

	Att.-Yds.	Avg.	TD	LG	Rec.-Yds.	Avg.	TD	LG
2018	-	-	-	-	1-8	8.0	-	8
2019	-	-	-	-	2-18	9.0	-	10
2020	-	-	-	-	-	-	-	-
CAREER	-	-	-	-	3-26	8.7	-	10

Receptions 1; Three Times: Last at Maryland, 9/27/19

Receiving Yards 10; at Maryland, 9/27/19

Longest Reception 10 yards; at Maryland, 9/27/19



KEANDRE LAMBERT-SMITH 13
Wide Receiver | 6-1 | 185
Freshman
Norfolk, Va./Maury
Major: Division of Undergraduate Studies

» 2020

Season: Appeared in five games with two starts...One of 10 players to make their first career start...One of 11 players to make their Nittany Lion debut...One of nine true freshmen to play this season.

at Indiana (10/24): Hauled in two catches for 25 yards. **Ohio State (10/31):** Made two grabs for 18 yards. **at Nebraska (11/14):** Caught three passes for 35 yards...Had a 20-yard reception in the third quarter.

» 2020 GAME-BY-GAME

Receiving (Receptions-Yards-TD)

at Indiana 2-25-0; OHIO STATE 2-18-0; MARYLAND 0-0-0; at Nebraska 3-35-0; IOWA 0-0-0.

» LAMBERT-SMITH'S CAREER STATISTICS & GAME HIGHS

	Att.-Yds.	Avg.	TD	LG	Rec.-Yds.	Avg.	TD	LG
2020	-	-	-	-	7-78	11.1	-	20
CAREER	-	-	-	-	7-78	11.1	-	20

Receptions 3; at Nebraska, 11/14/20

Receiving Yards 35; at Nebraska, 11/14/20

Longest Reception 20 yards; at Nebraska, 11/14/20

20-yard Receptions 1; at Nebraska (1), 11/14/20



KEYVONE LEE 24
Running Back | 6-0 | 230
Freshman
St. Petersburg, Fla./American Collegiate Academy
Major: Division of Undergraduate Studies

» 2020

Season: Appeared in five games...One of 11 players to make their Nittany Lion debut...One of nine true freshmen to play this season.

at Indiana (10/24): Gained 35 yards on six carries...Added two catches for six yards. **Maryland (11/7):** Had a 3-yard run. **at Nebraska (11/14):** Ran for 49 yards on eight carries...Scored on a career-long 31-yard run in the third quarter, his first career touchdown...Added a 6-yard kick return. **Iowa (11/21):** Scored one touchdown from six yards out...Rushed four times for a total of six yards...Tallied career highs in catches (6) and yards (41).

» 2020 GAME-BY-GAME

Rushing (Carries-Yards-TD)

at Indiana 6-35-0; OHIO STATE 0-0-0; MARYLAND 1-3-0; at Nebraska 8-49-1; IOWA 4-6-1.

Receiving (Receptions-Yards-TD)

at Indiana 2-6-0; OHIO STATE 0-0-0; MARYLAND 0-0-0; at Nebraska 0-0-0; IOWA 6-41-0.

» LEE'S CAREER STATISTICS & GAME HIGHS

	Att.-Yds.	Avg.	TD	LG	Rec.-Yds.	Avg.	TD	LG
2020	19-93	4.9	2	31	8-47	5.9	-	14
CAREER	19-93	4.9	2	31	8-47	5.9	-	14

Rushing Attempts 8; at Nebraska, 11/14/20

Rushing Yards 49; at Nebraska, 11/14/20

Rushing Touchdowns 1; Twice: Last Iowa, 11/21/20

Longest Rush 31; at Nebraska, 11/14/20

Receptions 6; Iowa, 11/21/20

Receiving Yards 41; Iowa, 11/21/20

Longest Reception 14; Iowa, 11/21/20

» 2020 GAME-BY-GAME

Kick Returns (Returns-Yards-TD-YPR)

at Indiana 0-0-0-0.0; OHIO STATE 0-0-0-0.0; MARYLAND 0-0-0-0.0; at Nebraska 1-6-0-6.0; IOWA 0-0-0-0.0.

» LEE'S CAREER KICK RETURN STATISTICS & GAME HIGHS

	No.	Yds.	Avg.	TD	LG
2020	1	6	6.0	-	6
CAREER	1	6	6.0	-	6

Kick Returns 1; at Nebraska, 11/14/20

Kick Return Yards 6; at Nebraska, 11/14/20

Long Kick Return 6 yards; at Nebraska, 11/14/20

All-Purpose Yards 55 yards; at Nebraska, 11/14/20



WILL LEWIS 7
Quarterback | 6-3 | 222
Redshirt Sophomore
Madison, Conn./Xavier
Major: Finance

» CAREER NOTES & RECORDS

Career: Has 309 career rushing yards for 12th all-time by a Penn State quarterback.

Games: Rushed for 108 yards against Rutgers (11/30/19), the 10th-most in program history by a quarterback.

» 2020

Season: Appeared in four games with one start.

Ohio State (10/31): Had a 3-yard rush. **at Nebraska (11/14):** Completed 14-of-31 passes for 219 yards, earning career highs...Connected on three passes of 20 or more yards, including a career-long 74-yard completion to Pat Freiermuth in the fourth quarter...Rushed for 61 yards on a career-high-tying 18 carries. **Iowa (11/21):** Made first start of season... Completed 13-of-16 passes for 106 yards...Rushed for 34 yards.

» 2020 GAME-BY-GAME

Passing (Comp-Att-Yds-TD-INT)

at Indiana 0-0-0-0-0; OHIO STATE 0-0-0-0-0; MARYLAND DNP; at Nebraska 14-31-219-0-0; IOWA 13-16-106-0-0.

Rushing (Carries-Yards-TD)

at Indiana 1-(-)-0; OHIO STATE 1-3-0; MARYLAND DNP; at Nebraska 18-61-0; IOWA 15-34-0.

» LEVIS' CAREER PASSING STATISTICS & GAME HIGHS

	C-A	Yds.	%	TD-INT	YPG	LG
2019	28-47	223	59.6	2-2	31.9	44
2020	27-47	325	57.4	0-0	81.3	74
CAREER	55-94	548	58.5	2-2	49.8	74

Pass Completions 14; at Nebraska, 11/14/20
 Pass Attempts 31; at Nebraska, 11/14/20
 Passing Yards 219; at Nebraska, 11/14/20
 Passing Touchdowns 1; Twice: Last Rutgers, 11/30/19
 Long Pass 74; at Nebraska, 11/14/20
 20-yard or Longer Completions 5; Last Iowa (1), 11/21/20

» LEVIS' CAREER RUSHING STATISTICS & GAME HIGHS

	Att.-Yds.	Avg.	TD	LG	Rec.-Yds.	Avg.	TD	LG
2019	51-213	4.2	3	49	-	-	-	-
2020	35-96	2.7	-	14	-	-	-	-
CAREER	86-309	3.6	3	49	-	-	-	-

Rushing Attempts 18; Twice: Last at Nebraska, 11/14/20
 Rushing Yards 108; Rutgers, 11/30/19
 Rushing Touchdowns 2; at Maryland, 9/27/19
 Longest Rush 49; at Rutgers, 11/30/19
 2 or more Rushing Touchdowns 1; at Maryland (2), 9/27/19
 100-yard Rushing Games 1; Rutgers (108), 11/30/19

JESSE LUKETA 40

Linebacker | 6-3 | 242

Junior

Ottawa, Ont./Mercyhurst Prep (Pa.)

Major: Criminology

» 2020
 Season: Appeared in five games, making four starts...Selected as a team captain.

at Indiana (10/24): Registered three tackles, including two solo. **Ohio State (10/31)**: Tallied eight tackles with all coming in the second half. **Maryland (11/7)**: Posted four tackles, including two solo. **at Nebraska (11/14)**: Registered a career-high nine tackles, including five solo...Made a solo tackle for loss in the second quarter...Broke up a pass. **Iowa (11/21)**: Made seven tackles, including five solo stops.

» 2020 GAME-BY-GAME

Tackles (Solo-Assisted-Total)
 at Indiana 2-1-3; OHIO STATE 4-4-8; MARYLAND 2-2-4; at Nebraska 5-4-9; IOWA 5-2-7.

» LUKETA'S CAREER STATISTICS & GAME HIGHS

	UA-A	TK	FF	FR	I	PBU	SACK	TFL
2018	5-2	7	-	-	-	-	-	-
2019	15-9	24	-	-	4	-	-	0.5-1
2020	18-13	31	-	-	1	-	-	1.0-2
CAREER	38-24	62	-	-	5	-	-	1.5-3

Tackles 9; at Nebraska, 11/14/20
 Tackles for Loss 1.0; at Nebraska, 11/14/20
 Pass Breakups 1; Five Times: Last at Nebraska, 11/14/20

ISAAC LUTZ 85

Wide Receiver | 5-11 | 197

Redshirt Senior

Reading, Pa./Berks Catholic

Major: Real Estate Analysis & Development (Master's)

» 2020
 Season: Appeared in five games...One of five players to earn their degree before the 2020 season...Graduated with a degree in accounting in December 2019.

» 2020 GAME-BY-GAME

Receiving (Receptions-Yards-TD)
 at Indiana 0-0-0; OHIO STATE 0-0-0; MARYLAND 0-0-0; at Nebraska 0-0-0; IOWA 0-0-0.

» LUTZ'S CAREER OFFENSIVE STATISTICS & GAME HIGHS

	Att.-Yds.	Avg.	TD	LG	Rec.-Yds.	Avg.	TD	LG
2017	-	-	-	-	-	-	-	-
2018	-	-	-	-	-	-	-	-
2019	-	-	-	-	1-15	15.0	-	15
2020	-	-	-	-	-	-	-	-
CAREER	-	-	-	-	1-15	15.0	-	15

Receptions 1; at Maryland, 9/27/19
 Receiving Yards 15; at Maryland, 9/27/19
 Long Reception 15 yards; at Maryland, 9/27/19
NOTE: Has seven career tackles (2 vs. Kent State, 2018; 1 vs. Purdue, 2019; 1 vs. Iowa, 2019; 2 at Michigan State, 2019; 1 at Minnesota, 2019).

MICHAL MENET 62

Offensive Line | 6-4 | 306

Redshirt Senior

Birdsboro, Pa./Exeter Township Senior

Major: Psychology

» 2020
 Season: Made five starts at center...Selected as a team captain.

at Indiana (10/24): Helped the Nittany Lion offense to gain 488 yards, including 250 on the ground...Led the way for Penn State to convert 27 first downs...Protected Sean Clifford as he threw for 238 yards and three touchdowns while rushing for a career-high 119 yards and a score...Paved the way for a 14-yard touchdown rush by Devyn Ford. **Ohio State (10/31)**: Led the way for the Nittany Lions to gain 325 yards...Allowed Sean Clifford to throw for 281 yards and three touchdowns. **Maryland (11/7)**: Aided the Penn State offense to gain 434 yards...Helped Sean Clifford as he threw for 340 yards and three touchdowns. **at Nebraska (11/14)**: Paved the way for the Nittany Lions to gain 501 yards, including 245 on the ground...Helped Penn State to tie season-highs with 30 first downs and 52 rushing attempts...Aided Devyn Ford to find the end zone on a 5-yard run and helped Keyvone Lee score on a 31-yard rush...Protected Will Levis as he threw for 219 yards. **Iowa (11/21)**: Protected Will Levis and Sean Clifford as they threw for a combined 280 yards...Aided Keyvone Lee to find the endzone on a 6-yard rush.

MIKE MIRANDA 73

Offensive Line | 6-3 | 301

Redshirt Junior

Stow, Ohio/Stow-Munroe Falls

Major: Telecommunications

» 2020
 Season: Made five starts at left guard.

at Indiana (10/24): Helped the Nittany Lion offense to gain 488 yards, including 250 on the ground...Led the way for Penn State to convert 27 first downs...Protected Sean Clifford as he threw for 238 yards and three touchdowns while rushing for a career-high 119 yards and a score...Paved the way for a 14-yard touchdown rush by Devyn Ford. **Ohio State (10/31)**: Led the way for the Nittany Lions to gain 325 yards...Allowed Sean Clifford to throw for 281 yards and three touchdowns. **Maryland (11/7)**: Aided the Penn State offense to gain 434 yards...Helped Sean Clifford as he threw for 340 yards and three touchdowns. **at Nebraska (11/14)**: Paved the way for the Nittany Lions to gain 501 yards, including 245 on the ground...Helped Penn State to tie season-highs with 30 first downs and 52 rushing attempts...Aided Devyn Ford to find the end zone on a 5-yard run and helped Keyvone Lee score on a 31-yard rush...Protected Will Levis as he threw for 219 yards. **Iowa (11/21)**: Protected Will Levis and Sean Clifford as they threw for a combined 280 yards...Aided Keyvone Lee to find the endzone on a 6-yard rush.

PJ MUSTIPHER 97

Defensive Tackle | 6-4 | 300

Junior

Owings Mills, Md./McDonogh School

Major: Journalism

» 2020
 Season: Made five starts.

at Indiana (10/24): Recorded two tackles. **Ohio State (10/31)**: Registered a career-high eight tackles. **Maryland (11/7)**: Notched four tackles, including two solo...Broke up a pass...Added a QB hurry...Named the Coaching Staff's Defensive Player of the Week. **at Nebraska (11/14)**: Tallied seven tackles, including three solo. **Iowa (11/21)**: Made one tackle.

» 2020 GAME-BY-GAME

Tackles (Solo-Assisted-Total)
 at Indiana 1-1-2; OHIO STATE 2-6-8; MARYLAND 2-2-4; at Nebraska 3-4-7; IOWA 1-0-1.

» MUSTIPHER'S CAREER STATISTICS & GAME HIGHS

	UA-A	TK	FF	FR	I	PBU	SACK	TFL
2018	7-7	14	1	-	-	-	-	1.0-3
2019	14-23	37	1	-	-	-	1.0-9	4.5-25
2020	9-13	22	-	-	1	-	-	-
CAREER	30-43	73	2	-	1	1.0-9	5.5-28	

Tackles 8; Ohio State, 10/31/20
 Tackles for Loss 2.0; Four Times: Last at Iowa, 10/12/19
 Sacks 1.0; vs. Memphis, 12/28/19
 Forced Fumbles 1; Twice: Last at Iowa, 10/12/19
 Pass Breakups 1; Maryland, 11/7/20

JAYSON OWEH 28

Defensive End | 6-5 | 252

Redshirt Sophomore

Howell, N.J./Blair Academy

Major: Communication Arts & Sciences

» 2020
 Awards: Named to the Pro Football Focus National Team of the Week following the Indiana (10/24) game.

Season: Made five starts...Became the first Penn State defensive lineman with 10 or more tackles in a game since Yetur Gross-Matos against Indiana in 2018 (10 tackles)...Has 33 tackles through the first five games of the season, the most by a Penn State defensive lineman since at least 2000...His 33 tackles rank second among Big Ten defensive linemen this season.

at Indiana (10/24): Collected two solo tackles...Named the Coaching Staff's Defensive Player of the Week. **Ohio State (10/31)**: Notched a career-high six tackles...Recorded a half-tackle for loss. **Maryland (11/7)**: Registered a career-high 10 tackles, including five solo...Matched a career high with two tackles for loss...Became the first Penn State defensive lineman with 10 or more tackles in a game since Yetur Gross-Matos against Indiana in 2018 (10 tackles). **at Nebraska (11/14)**: Made a team-high-tying nine tackles, including six solo...Recorded 1.5 tackles for loss. **Iowa (11/21)**: Recorded six tackles, including three solo stops...Collected 1.5 tackles for loss.

» 2020 GAME-BY-GAME

Tackles (Solo-Assisted-Total)
 at Indiana 2-0-2; OHIO STATE 2-4-6; MARYLAND 5-5-10; at Nebraska 6-3-9; IOWA 3-3-6.

» OWEH'S CAREER STATISTICS & GAME HIGHS

	UA-A	TK	FF	FR	I	PBU	SACK	TFL
2018	4-0	4	-	-	-	-	2.0-11	2.0-11
2019	13-8	21	2	-	-	1	5.0-40	5.0-40
2020	18-15	33	-	-	-	-	-	5.5-11
CAREER	35-23	58	2	-	-	1	7.0-51	12.5-62

Tackles 10; Maryland, 11/7/20
 Sacks 2.0; Twice, Last: at Michigan State, 10/26/19
 Tackles for Loss 2.0; Three Times, Last: Maryland, 11/7/20
 Forced Fumbles 2; at Michigan State, 10/26/19
 Pass Breakups 1; at Maryland, 9/27/19
 Games with 2 or More Sacks 3; Last at Michigan State (2.0), 10/26/19
 Games with 2 or More Tackles for Loss 4; Last Maryland (2.0), 11/7/20
 10+ Tackle Games 1; Last Maryland (10), 11/7/20

38 2020 PENN STATE FOOTBALL



JAKE PINEGAR 92
 Kicker | 6-2 | 192
 Junior
 Ankeny, Iowa/Ankeny Centennial
 Major: Health Policy & Administration

» CAREER NOTES & RECORDS

Career: Ranks No. 5 on the career extra points made list with 119...Holds No. 9 in extra point percentage (.960)...Ranks No. 13 on the career field goals made list with 31...Sits 13th with 43 career field goal attempts...Holds No. 12 on the all-time scoring list with 212 points...Became the 14th Nittany Lion to reach 200 career points.

Season: 2019: Holds sixth at PSU in extra points made with 56. **2018:** Became the first Nittany Lion freshman and 13th player overall (15th occasion) to score 100 points in a season...Broke the Penn State freshman scoring record with 101 points, topping the previous mark of 99 by Kevin Kelly in 2005...Sits No. 6 in extra points made in a season with 53...Ranks No. 14 in a season with 101 points.

Game: Tied the Penn State record for extra points and extra point attempts in a game with 10 against Idaho (8/31/19)...Equalled the mark set by Charles Atherton vs. Gettysburg (1894) and Travis Forney vs. Akron (1999).

Bowl: Converted a 45-yard field goal in the Cotton Bowl vs. Memphis (12/28/19), tied for the third-longest field goal in program bowl history, matching Sam Ficken in the 2014 Pinstripe Bowl and Nick Gancitano in the 1983 Sugar Bowl.

» 2020

Awards: Named to the Lou Groza Award Watch List.

Season: Appeared in five games.

at Indiana (10/24): Converted all five extra point attempts. **Ohio State (10/31):** Hit a 31-yard field goal in the first quarter...Converted his only extra point attempt. **Maryland (11/7):** Converted his only extra point attempt. **at Nebraska (11/14):** Matched a career best with three field goals made...Hit field goals of 33, 40 and 27 yards...Converted both extra point attempts. **Iowa (11/21):** Converted on an extra point.

» PINEGAR'S CAREER SCORING STATISTICS & GAME HIGHS


	FGM-A	%	0-19	20-29	30-39	40-49	50+	LG	XP	PTS
2018	16-24	66.6	1-1	5-5	5-7	5-11	-	49	53-55	101
2019	11-12	91.7	-	4-4	4-5	3-3	-	47	56-58	89
2020	4-7	57.1	-	1-2	2-2	1-3	-	40	10-11	22
CAREER	31-43	72.1	1-1	10-11	11-14	9-17	-	49	119-124	212

Points Scored16; Idaho, 8/31/19
PATs Made10; Idaho, 8/31/19
PATs Attempted10; Idaho, 8/31/19
Field Goals Made3; Three Times: Last at Nebraska, 11/14/20
Field Goals Attempted5; Wisconsin, 11/10/18
Longest Field Goal49 yards; Twice: Last Wisconsin, 11/10/18
10+ Point Games6; Last at Nebraska (11), 11/14/20

» PINEGAR'S CAREER KICKOFF STATISTICS & GAME HIGHS

	KO	Yds.	Avg.	TB	OB
2018	3	184	61.3	0	0
2019	-	-	-	-	-
2020	-	-	-	-	-
CAREER	3	184	61.3	0	0

Kickoffs3; Maryland, 11/24/18
Kickoff Yards184; Maryland, 11/24/18
Kickoff Average61.3; Maryland, 11/24/18
NOTE: Has one career tackle (vs. Maryland, 2018).



JOEY PORTER JR. 9
 Cornerback | 6-2 | 193
 Redshirt Freshman
 Bakersfield, Calif./North Allegheny (Pa.)
 Major: Division of Undergraduate Studies

» 2020

Season: Made five starts...One of 10 players to make their first career start.

at Indiana (10/24): Notched five tackles, all solo stops...Registered first career sack in the first quarter...Added a pass breakup. **Ohio State (10/31):** Matched a career-high five tackles, including three solo...Had one pass breakup. **Maryland (11/7):** Registered three solo tackles. **at Nebraska (11/14):** Assisted on two tackles. **Iowa (11/21):** Recorded four solo stops...Assisted on one additional tackle...Added a pass breakup.

» 2020 GAME-BY-GAME

Tackles (Solo-Assisted-Total)

at Indiana 5-0-5; OHIO STATE 3-2-5; MARYLAND 3-0-3; at Nebraska 0-2-2; IOWA 4-1-5.

» PORTER'S CAREER STATISTICS & GAME HIGHS

	UA-A	TK	FF	FR	I	PBU	SACK	TFL
2019	2-1	3	-	-	-	1	-	-
2020	15-5	20	-	-	-	3	1.0-8	1.0-8
CAREER	17-6	23	-	-	-	4	1.0-8	1.0-8

Tackles5; Three Times: Last Iowa, 11/21/20

Tackles For Loss1.0; at Indiana, 10/24/20

Sacks1.0; at Indiana, 10/24/20

Pass Breakups1; Four Times: Last Iowa, 11/21/20



TYLER RUDOLPH 21
 Safety | 6-0 | 203
 Redshirt Freshman
 Waterbury, Conn./St. Thomas More
 Major: Division of Undergraduate Studies

» 2020

Season: Appeared in two games.

» 2020 GAME-BY-GAME

Tackles (Solo-Assisted-Total)

at Indiana DNP; OHIO STATE 0-0-0; MARYLAND 0-0-0; at Nebraska DNP; IOWA DNP.

» RUDOLPH'S CAREER STATISTICS & GAME HIGHS

	UA-A	TK	FF	FR	I	PBU	SACK	TFL
2020	-	-	-	-	-	-	-	-
CAREER	-	-	-	-	-	-	-	-

Tackles N/A



JUICE SCRUGGS 70
 Offensive Line | 6-3 | 298
 Redshirt Sophomore
 Ashtabula, Ohio/Cathedral Prep (Pa.)
 Major: Hospitality Management

» 2020

Season: Appeared in three games on offense.

at Nebraska (11/14): Paved the way for the Nittany Lions to gain 501 yards, including 245 on the ground...Helped Penn State to tie season-highs with 30 first downs and 52 rushing attempts...Aided Devyn Ford to find the end zone on a 5-yard run and helped Keyvone Lee score on a 31-yard rush...Protected Will Levis as he threw for 219 yards.



ANTONIO SHELTON 55
 Defensive Tackle | 6-2 | 327
 Redshirt Senior
 Columbus, Ohio/Westerville-North
 Major: Telecommunications (2nd Degree)

» 2020

Season: Made five starts...One of five players to earn their degree before the 2020 season...Graduated with a degree in broadcast journalism in December 2019.

at Indiana (10/24): Recorded two tackles...Made a solo tackle for loss. **Ohio State (10/31):** Collected two tackles...Had a solo sack in the second quarter, tying career highs for tackles for loss and sacks...Added first career pass breakup. **Maryland (11/7):** Matched a career high with three tackles.

» 2020 GAME-BY-GAME

Tackles (Solo-Assisted-Total)

at Indiana 2-0-2; OHIO STATE 1-1-2; MARYLAND 0-3-3; at Nebraska 0-0-0; IOWA 0-0-0.

» SHELTON'S CAREER STATISTICS & GAME HIGHS

	UA-A	TK	FF	FR	I	PBU	SACK	TFL
2017	1-5	6	-	-	-	-	1.0-4	2.5-7
2018	5-9	14	-	-	-	-	1.0-1	1.5-2
2019	6-11	17	-	-	-	-	0.5-3	4.0-14
2020	3-4	7	-	-	-	1	1.0-8	2.0-13
CAREER	15-29	44	-	-	-	1	3.5-16	10.0-36

Tackles3; Three Times: Last Maryland, 11/7/20

Tackles for Loss1.0; Seven Times: Last Ohio State, 10/31/20

Sacks1.0; Twice: Last Ohio State, 10/31/20



SHANE SIMMONS 34
 Defensive End | 6-3 | 257
 Redshirt Senior
 Laurel, Md./DeMatha
 Major: Labor and human resources (2nd degree)

» 2020

Season: Appeared in five games...One of five players to earn their degree before the 2020 season...Graduated with a degree in communication arts & sciences in May 2020.

Ohio State (10/31): Posted three tackles. **Maryland (11/7):** Recorded two tackles...Notched a career-best 1.5 sacks. **Iowa (11/21):** Assisted on one tackle...Collected a half tackle for loss.

» 2020 GAME-BY-GAME

Tackles (Solo-Assisted-Total)

at Indiana 0-0-0; OHIO STATE 1-2-3; MARYLAND 1-1-2; at Nebraska 0-0-0; IOWA 0-1-1.

» SIMMONS' CAREER STATISTICS & GAME HIGHS

	UA-A	TK	FF	FR	I	PBU	SACK	TFL
2017	8-7	15	-	-	-	-	1.0-1	4.5-13
2018	4-5	9	-	-	-	-	-	-
2019	7-12	19	-	-	-	-	-	2.0-6
2020	2-4	6	-	-	-	-	1.5-14	2.0-15
CAREER	21-28	49	-	-	-	-	2.5-15	8.5-34

Tackles4; Twice: Last Pittsburgh, 9/14/19

Tackles for Loss1.5; Maryland, 11/7/20

Sacks1.5; Maryland, 11/7/20



BRANDON SMITH 12
Linebacker | 6-3 | 244
Sophomore
Louisa, Va./Louisa County
Major: Division of Undergraduate Studies

» **2020**
Season: Made five starts...One of 10 players to make their first career start.

Ohio State (10/31): Collected five tackles, including three solo...Notched a career-best 1.5 tackles for loss, including first career sack...Named the Coaching Staff's Defensive Player of the Week. **Maryland (11/7):** Made five tackles...Matched a career high with a full sack. **at Nebraska (11/14):** Tallied a career-high six tackles, including a half-tackle for loss... Recorded first career interception in the fourth quarter. **Iowa (11/21):** Collected four tackles, including two solo stops.

» **2020 GAME-BY-GAME**
Tackles (Solo-Assisted-Total)
at Indiana 0-0-0; OHIO STATE 3-2-5; MARYLAND 2-3-5; at Nebraska 2-4-6; IOWA 2-2-4.

» **SMITH'S CAREER STATISTICS & GAME HIGHS**

	UA-A	TK	FF	FR	I	PBU	SACK	TFL
2019	8-6	14	-	-	-	-	-	2.0-3
2020	9-11	20	-	-	1	-	2.0-13	3.0-15
CAREER	17-17	34	-	-	1	-	2.0-13	5.0-18

Tackles 6; at Nebraska, 11/14/20
Tackles For Loss 1.5; Ohio State, 10/31/20
Sacks 1.0; Twice: Last Maryland, 11/7/20
Interceptions 1; at Nebraska, 11/14/20



CHRIS STOLL 91
Long Snapper | 6-2 | 242
Redshirt Junior
Westerville, Ohio/St. Francis DeSales
Major: Kinesiology

» **2020**
Season: Appeared in five games...Former run-on, earned a scholarship during preseason camp.

at Indiana (10/24): Helped Jake Pinegar to hit all five of his extra point attempts...Aided Jordan Stout to land two punts inside the 20. **Ohio State (10/31):** Aided Jake Pinegar to hit a 31-yard field goal and his only extra point attempt...Helped Jordan Stout to hit a 50-yard field goal in the second quarter, his third career field goal of 50 or more yards...Helped Stout to hit a 56-yard punt. **Maryland (11/7):** Helped Jordan Stout to average 40.5 yards per punt...Aided Jake Pinegar to hit his only extra point attempt and reach his 200th career point. **at Nebraska (11/14):** Helped Jake Pinegar to tie a career high with three field goals...Aided Pinegar to hit both extra point attempts. **Iowa (11/21):** Helped Jordan Stout to average 45.2 yards per punt, including a 52-yard punt.

NOTE: Has three career tackles, all in 2019 (vs. Michigan; at Michigan State; at Minnesota).



JORDAN STOUT 98
Kicker/Punter | 6-3 | 208
Junior
Cedar Bluff, Va./Honaker/Virginia Tech
Major: Telecommunications

» **CAREER NOTES & RECORDS**
Career: Tied second at Penn State with three field goals of 50 or more yards (50 vs. Ohio State, 2020; 57 vs. Pitt, 2019; 53 vs. Idaho, 2019). Tied with Kevin Kelly (2005-08) and Massimo Manca (1982, 84-86).

Season: 2019: Became the first Penn State kicker with multiple 50-yard field goals since Kevin Kelly in 2008 (52 yards vs. Syracuse; 50 yards at Wisconsin)...Had 66 touchbacks in 83 kickoffs.

Game: Hit a program-record 57-yard field goal in the second quarter against Pittsburgh (9/14/19)...The 57-yard field goal tied a Beaver Stadium, equaling a 57-yard kick by Ohio's Gary Homer in 1973...The 57-yard field goal is also tied for the 12th-longest in Big Ten history...Crushed 12 touchbacks on kickoffs against Idaho (8/31/19), the most by a Nittany

Lion since the kickoff spot was moved to the 35-yard line in 2011...Hit a 53-yard field goal against Idaho, Penn State's longest since Sam Ficken hit a 54-yarder vs. Kent State in 2013...Booted 12 touchbacks on kickoffs, the most at Penn State since the kickoff spot was moved to the 35-yard line in 2011.

» **2020**
Season: Appeared in five games...Selected as a team captain.
Rankings: Tied seventh in the country with a 64.8 yards per kickoff.

at Indiana (10/24): Landed all five kickoffs for touchbacks...Averaged 39.7 yards on three punts, including two inside the 20. **Ohio State (10/31):** Hit a 50-yard field goal as time expired in the second quarter, his third career field goal of 50 or more yards...Averaged 49.0 yards on four punts, the 12th-highest game punt average in program history...Launched a 56-yard punt in the third quarter...All four kickoffs landed for touchbacks. **Maryland (11/7):** Averaged 40.5 yards on four punts...Landed all three kickoffs for touchbacks. **at Nebraska (11/14):** Averaged 64.3 yards on six kickoffs, landing five for touchbacks...Added a 34-yard punt. **Iowa (11/21):** Landed three of four kickoffs for touchbacks...Averaged 45.2 yards on four punts...Recorded a 52-yard punt in the third quarter for his second-career 50-plus yard punt...Put one punt inside the 20.

» **STOUT'S CAREER KICKOFF STATISTICS & GAME HIGHS**

	KO	Yds.	Avg.	TB	OB
2018*	71	4,565	64.3	60	2
2019	83	5,268	63.5	66	2
2020	22	1,426	64.8	20	1
CAREER	176	11,259	64.0	146	5

Kickoffs 13; Idaho, 8/31/19
Kickoff Yards 820; Idaho, 8/31/19
Kickoff Average 65.0; 16 Times: Last Iowa, 11/21/20
Touchbacks 12; Idaho, 8/31/19

» **STOUT'S CAREER SCORING STATISTICS & GAME HIGHS**

	FGM-A	%	0-19	20-29	30-39	40-49	50+	LG	XP	PTS
2018*	0-1	0.0	-	-	-	0-1	-	-	4-4	4
2019	2-3	66.6	-	-	-	2-3	57	-	6	6
2020	1-3	33.3	-	-	-	1-3	50	-	3	3
CAREER	3-7	42.9	-	-	-	0-1	3-6	57	4-4	13

Points Scored 3; Three Times: Last Ohio State, 10/31/20
PATs Made 2; Twice: Last William & Mary, 9/8/18*
PATs Attempted 2; Twice: Last William & Mary, 9/8/18*
Field Goals Made 1; Three Times: Last Ohio State, 10/31/20
Field Goals Attempted 1; Seven Times: Last at Nebraska, 11/14/20
Longest Field Goal 57 yards; Twice: Last Pittsburgh, 9/14/19
50+ yard Field Goals 3; Last Ohio State (50 yards), 10/31/20

» **STOUT'S CAREER PUNTING STATISTICS & GAME HIGHS**

	Punts	Yards	Avg.	I-20	FC	50+	LG	BLK
2018*	-	-	-	-	-	-	-	-
2019	-	-	-	-	-	-	-	-
2020	16	692	43.3	3	6	2	56	-
CAREER	12	511	42.6	2	6	1	56	-

Punt Attempts 4; Three Times: Last Iowa, 11/21/20
Punt Yards 196; Ohio State, 10/31/20
Punt Average 49.0; Ohio State, 10/31/20
Longest Punt 56 yards; Ohio State, 10/31/20
Punts Inside the 20 2; at Indiana, 10/24/20
NOTE: Has one career tackle (at Nebraska, 2020).
*At Virginia Tech (2017-18).



BRENTON STRANGE 86
Tight End/H-Back | 6-3 | 248
Redshirt Freshman
Parkersburg, W.Va./Parkersburg
Major: Division of Undergraduate Studies

» **2020**
Season: Appeared in five games, including one start...One of 10 Nittany Lions to make their first career start this season.

at Indiana (10/24): Hauled in a 1-yard catch. **Maryland (11/7):** Set career highs with two catches for 22 yards. **Iowa (11/21):** Caught a career-long 28-yard touchdown reception from Sean Clifford...Totalled career-high 38 yards on three catches.

» **2020 GAME-BY-GAME**
Receiving (Receptions-Yards-TD)
at Indiana 1-1-0; OHIO STATE 0-0-0; MARYLAND 2-22-0; at Nebraska 0-0-0; IOWA 3-38-1.

» **STRANGE'S CAREER STATISTICS & GAME HIGHS**

	Att.-Yds.	Avg.	TD	LG	Rec.-Yds.	Avg.	TD	LG
2019	-	-	-	-	1-4	4.0	1	4
2020	-	-	-	-	6-61	10.2	1	28
CAREER	-	-	-	-	7-65	9.3	2	28

Receptions 3; Iowa, 11/21/20
Receiving Yards 38; Iowa, 11/21/20
Receiving Touchdowns 1; Twice: Last Iowa, 11/21/20
Long Reception 28; Iowa, 11/21/20



CAM SULLIVAN-BROWN 6
Wide Receiver | 6-0 | 191
Redshirt Junior
Bowie, Md./Saint Vincent Pallotti
Major: Journalism

» **2020**
Season: Appeared in four games.

» **2020 GAME-BY-GAME**
Receiving (Receptions-Yards-TD)
at Indiana DNP; OHIO STATE 0-0-0; MARYLAND 0-0-0; at Nebraska 0-0-0; IOWA 0-0-0.

» **SULLIVAN-BROWN'S CAREER STATISTICS & GAME HIGHS**

	Att.-Yds.	Avg.	TD	LG	Rec.-Yds.	Avg.	TD	LG
2018	-	-	-	-	4-49	12.3	-	22
2019	-	-	-	-	8-56	7.0	-	14
2020	-	-	-	-	-	-	-	-
CAREER	-	-	-	-	12-105	8.8	-	22

Receptions 5; at Maryland, 9/27/19
Receiving Yards 35; at Maryland, 9/27/19
Longest Reception 22 yards; at Indiana, 10/20/18



JONATHAN SUTHERLAND 0
Safety | 5-11 | 202
Redshirt Junior
Ottawa, Ont./Episcopal (Va.)
Major: Labor and Employment Relations

» **CAREER NOTES AND RECORDS**
Game: Blocked two punts against Idaho (8/31/19), marking the first time Penn State blocked two punts in a game since 2000 vs. Louisiana Tech... Two blocked punts in a game is tied for the fourth-most in FBS history... Joined Houston's Keith Corbin (vs. Prairie View A&M) as the only FBS players with two blocked punts in a game (2019).

» **2020**
Season: Appeared in five games...Selected as a team captain...Awarded No. 0 jersey as special teams leader, beginning a new Penn State tradition.

at Indiana (10/24): Made one tackle on punt coverage. **Ohio State (10/31):** Registered one tackle. **Maryland (11/7):** Broke up a pass. **Iowa (11/21):** Recorded three tackles...Collected a half tackle for loss.


» **2020 GAME-BY-GAME**
Tackles (Solo-Assisted-Total)
at Indiana 1-0-1; OHIO STATE 1-0-1; MARYLAND 0-0-0; at Nebraska 0-0-0; IOWA 1-2-3.

» **SUTHERLAND'S CAREER STATISTICS & GAME HIGHS**

	UA-A	TK	FF	FR	I	PBU	SACK	TFL
2018	24-14	38	1	-	-	1	-	2.0-4
2019	11-12	23	-	-	-	-	-	0.5-0
2020	3-2	5	-	-	-	1	-	0.5-1
CAREER	38-28	66	1	-	-	2	-	3.0-5

Tackles 8; at Illinois, 9/21/18
Tackles for Loss 1.0; Twice: Last at Illinois, 9/21/18
Forced Fumbles 1; at Indiana, 10/20/18
Pass Breakups 1; Twice: Last Maryland, 11/7/20
Blocked Kicks 2; Idaho, 8/31/19

40 2020 PENN STATE FOOTBALL



NICK TARBURTON 46

Defensive End | 6-3 | 252
Redshirt Sophomore
Green Lane, Pa./Pennridge
Major: Labor and Human Resources

» 2020

Season: Appeared in five games, primarily on special teams.

Iowa (11/21): Made first career tackle in the fourth quarter...Had one QB hurry.

» 2020 GAME-BY-GAME

Tackles (Solo-Assisted-Total)

at Indiana 0-0-0; OHIO STATE 0-0-0; MARYLAND 0-0-0; at Nebraska 0-0-0; IOWA 1-0-1.

» TARBURTON'S CAREER STATISTICS & GAME HIGHS

	UA-A	TK	FF	FR	I	PBU	SACK	TFL
2018	-	-	-	-	-	-	-	-
2019	-	-	-	-	-	-	-	-
2020	1-0	1	-	-	-	-	-	-
CAREER	1-0	1	-	-	-	-	-	-

Tackles 1; Iowa, 11/21/20



C.J. THORPE 69

Offensive Line | 6-3 | 313
Redshirt Junior
Glenshaw, Pa./Central Catholic
Major: Philosophy

» 2020

Season: Appeared in five games, making three starts at right guard.

at Indiana (10/24): Helped the Nittany Lion offense to gain 488 yards, including 250 on the ground...Led the way for Penn State to convert 27 first downs...Protected Sean Clifford as he threw for 238 yards and three touchdowns while rushing for a career-high 119 yards and a score...Paved the way for a 14-yard touchdown rush by Devyn Ford. **Ohio State (10/31):** Led the way for the Nittany Lions to gain 325 yards...Allowed Sean Clifford to throw for 281 yards and three touchdowns. **Maryland (11/7):** Aided the Penn State offense to gain 434 yards...Helped Sean Clifford as he threw for 340 yards and three touchdowns. **at Nebraska (11/14):** Paved the way for the Nittany Lions to gain 501 yards, including 245 on the ground...Helped Penn State to tie season-highs with 30 first downs and 52 rushing attempts...Aided Devyn Ford to find the end zone on a 5-yard run and helped Keyvone Lee score on a 31-yard rush...Protected Will Lewis as he threw for 219 yards. **Iowa (11/21):** Protected Will Lewis and Sean Clifford as they threw for a combined 280 yards...Aided Keyvone Lee to find the endzone on a 6-yard rush.



SHAKA TONEY 18

Defensive End | 6-3 | 252
Redshirt Senior
Philadelphia, Pa./Imhotep Charter
Major: Rehabilitation and Human Services

» CAREER NOTES AND RECORDS

Career: Has 19.5 career sacks, good for 10th all-time at Penn State.

Game: Tied the Penn State game record with four sacks at Indiana (10/20/18)...Equalled the PSU game record set by three others (Terry Killens vs. Indiana, 1995; Jimmy Kennedy at Wisconsin, 2012; Tamba Hali vs. Wisconsin, 2005).

» 2020

Awards: Named to the Nagurski Award watch list.

Season: Made five starts...Selected as a team captain.

at Indiana (10/24): Led team with seven tackles, tying his career high...Recorded two sacks, both in the fourth quarter...Earned sixth career game with two or more tackles for loss and fourth game with two or more sacks...Added a QB hurry. **Ohio State (10/31):** Assisted on one tackle. **at Nebraska (11/14):** Recorded four tackles, including two solo...Assisted on a tackle for loss. **Iowa (11/21):** Collected 100th career tackle on a sack in the second quarter...Forced a fumble on a strip-sack in the third quarter

for his fourth career forced fumble...Recorded five solo stops...Earned seventh career game with two or more tackles for loss (3.0) and fifth game with two or more sacks.

» 2020 GAME-BY-GAME

Tackles (Solo-Assisted-Total)

at Indiana 7-0-7; OHIO STATE 0-1-1; MARYLAND 0-0-0; at Nebraska 2-2-4; IOWA 5-0-5.

» TONEY'S CAREER STATISTICS & GAME HIGHS

	UA-A	TK	FF	FR	I	PBU	SACK	TFL
2017	8-12	20	2	-	-	-	4.0-31	6.5-39
2018	16-7	23	1	-	-	2	5.0-40	7.5-47
2019	13-28	41	-	1	-	1	6.5-45	8.0-46
2020	14-3	17	1	-	-	-	4.0-30	5.5-35
CAREER	51-50	101	4	1	-	3	19.5-146	27.5-167

Tackles 7; Twice: Last at Indiana, 10/24/20

Tackles for Loss 4.0; at Indiana, 10/20/18

Sacks 4.0; at Indiana, 10/10/18

Forced Fumble 1; Four Times: Last Iowa, 11/21/20


Forced Recoveries 1; at Minnesota, 11/9/19

Pass Breakups 1; Three Times: Last vs. Memphis, 12/28/19

Blocked Kicks 1; at Michigan State, 10/26/19

Games with 2 or more Tackles for Loss 7; Last Iowa (3.0), 11/21/20

Games with 2 or more Sacks 5; Last Iowa (2.0), 11/21/20



SMITH VILBERT 92

Defensive End | 6-6 | 251
Redshirt Freshman
Monsey, N.Y./St. John's Regional (N.J.)
Major: Division of Undergraduate Studies

» 2020

Season: Appeared in one game.

» 2020 GAME-BY-GAME


Tackles (Solo-Assisted-Total)

at Indiana DNP; OHIO STATE DNP; MARYLAND 0-0-0; at Nebraska DNP; IOWA DNP.

» VILBERT'S CAREER STATISTICS & GAME HIGHS

	UA-A	TK	FF	FR	I	PBU	SACK	TFL
2019	-	-	-	-	-	-	-	-
2020	-	-	-	-	-	-	-	-
CAREER	-	-	-	-	-	-	-	-

Tackles N/A



LAMONT WADE 38

Safety | 5-9 | 187
Senior
Clairton, Pa./Clairton
Major: Recreation, Park & Tourism Management

» CAREER NOTES AND RECORDS

Season: 2019: Tied for ninth at Penn State with three forced fumbles.

Game: Tied a Big Ten record with three forced fumbles at Ohio State (11/23/19), joining Michigan's Jerry Hartman (vs. Indiana, 10/21/1967), Ohio State's Antoine Winfield (at Pittsburgh, 9/23/1995), Iowa's Bob Sanders (vs. Minnesota, 11/15/2003) and Northwestern's Ifeadi Odenigbo (vs. Western Illinois, 9/20/2014)...Became the third conference player with three forced fumbles in a Big Ten game...Is the sixth player in the FBS since 2000 to have three forced fumbles and a fumble recovery in a game at Ohio State (11/23/19)...Is the second Big Ten player since 2000 to have three forced fumbles and a fumble recovery in a game, joining Northwestern's Ifeadi Odenigbo (vs. Western Illinois, 9/20/2014).

» 2020

Awards: Named to the Jim Thorpe Award Watch List.

Season: Made five starts...Selected as a team captain.

Rankings: Ranks second in the Big Ten and fourth in the nation with two fumble recoveries.

at Indiana (10/24): Registered three tackles...Made first career interception in the third quarter...Recovered a fumble in the second quarter. **Ohio State (10/31):** Notched eight tackles, including six solo stops. **Maryland (11/7):** Assisted on one tackle. **at Nebraska (11/14):**

Collected five tackles, including two solo. **Iowa (11/21):** Recorded 10 tackles, including six solo stops...Had third-career game with double-digit tackles and first of season...Recovered a fumble in the third quarter.

» 2020 GAME-BY-GAME

Tackles (Solo-Assisted-Total)

at Indiana 1-2-3; OHIO STATE 6-2-8; MARYLAND 0-1-1; at Nebraska 2-3-5; IOWA 6-4-10.

» WADE'S CAREER STATISTICS & GAME HIGHS

	UA-A	TK	FF	FR	I	PBU	SACK	TFL
2017	14-17	31	1	-	-	3	-	-
2018	12-6	18	-	-	-	-	1.0-7	2.0-9
2019	39-28	67	3	1	-	5	2.0-20	4.5-23
2020	15-12	27	-	2	1	-	-	-
CAREER	80-63	143	4	3	1	8	3.0-27	6.5-32

Tackles 11; Purdue, 10/5/19

Tackles for Loss 2.0; Twice: Last at Ohio State, 11/23/19

Sacks 1.0; Three Times: Last at Ohio State, 11/23/19

Forced Fumbles 3; at Ohio State, 11/23/19

Fumble Recoveries 1; Three Times: Last Iowa, 11/21/20

Interceptions 1; at Indiana, 10/24/20

Pass Breakups 2; Twice: Last at Michigan State, 10/26/19

10+ Tackle Games 3; Last Iowa (10), 11/21/20



RASHEED WALKER 53

Offensive Line | 6-6 | 310
Redshirt Sophomore
Waldorf, Md./North Point
Major: Recreation, Park & Tourism Management

» 2020

Season: Made five starts at left tackle.

at Indiana (10/24): Helped the Nittany Lion offense to gain 488 yards, including 250 on the ground...Led the way for Penn State to convert 27 first downs...Protected Sean Clifford as he threw for 238 yards and three touchdowns while rushing for a career-high 119 yards and a score...Paved the way for a 14-yard touchdown rush by Devyn Ford. **Ohio State (10/31):** Led the way for the Nittany Lions to gain 325 yards...Allowed Sean Clifford to throw for 281 yards and three touchdowns. **Maryland (11/7):** Aided the Penn State offense to gain 434 yards...Helped Sean Clifford as he threw for 340 yards and three touchdowns. **at Nebraska (11/14):** Paved the way for the Nittany Lions to gain 501 yards, including 245 on the ground...Helped Penn State to tie season-highs with 30 first downs and 52 rushing attempts...Aided Devyn Ford to find the end zone on a 5-yard run and helped Keyvone Lee score on a 31-yard rush...Protected Will Lewis as he threw for 219 yards. **Iowa (11/21):** Protected Will Lewis and Sean Clifford as they threw for a combined 280 yards...Aided Keyvone Lee to find the endzone on a 6-yard rush.



CAEDAN WALLACE 79

Offensive Line | 6-5 | 313
Redshirt Freshman
Robbinsville, N.J./The Hun School
Major: Division of Undergraduate Studies

» 2020

Season: Appeared in five games, making three starts at right tackle...One of 10 players to make their first career start.

at Indiana (10/24): Helped the Nittany Lion offense to gain 488 yards, including 250 on the ground...Led the way for Penn State to convert 27 first downs...Protected Sean Clifford as he threw for 238 yards and three touchdowns while rushing for a career-high 119 yards and a score...Paved the way for a 14-yard touchdown rush by Devyn Ford. **Ohio State (10/31):** Led the way for the Nittany Lions to gain 325 yards...Allowed Sean Clifford to throw for 281 yards and three touchdowns. **Maryland (11/7):** Aided the Penn State offense to gain 434 yards...Helped Sean Clifford as he threw for 340 yards and three touchdowns. **at Nebraska (11/14):** Paved the way for the Nittany Lions to gain 501 yards, including 245 on the ground...Helped Penn State to tie season-highs with 30 first downs and 52 rushing attempts...Aided Devyn Ford to find the end zone on a 5-yard run and helped Keyvone Lee score on a 31-yard rush...Protected Will Lewis as he threw for 219 yards. **Iowa (11/21):** Protected Will Lewis and Sean Clifford as they threw for a combined 280 yards...Aided Keyvone Lee to find the endzone on a 6-yard rush.



TYLER WARREN 44
 Tight End | 6-6 | 244
 Freshman
 Mechanicsville, Va./Atlee
 Major: Division of Undergraduate Studies

» 2020

Season: Appeared in one game...One of 11 Nittany Lions and nine true freshmen to make their debut this season.



PARKER WASHINGTON 3
 Wide Receiver | 5-10 | 205
 Freshman
 Sugar Land, Texas/William B. Travis
 Major: Division of Undergraduate Studies

» 2020

Season: Made five starts...One of 10 players to make their first career start...One of 11 players to make their Nittany Lion debut...One of nine true freshmen to play this season...Became first true freshman receiver to start a season opener since Brandon Polk at Temple in 2015...Is the first true freshman receiver to start the first two games of a season since Derrick Williams in 2005 (vs. USF and Cincinnati)...Became first Penn State true freshman with two receiving touchdowns in a game since Pat Freiermuth at Rutgers in 2018...Had 225 receiving yards through first four games, the most by a Penn State true freshman since Deon Butler, 242 yards in 2005, and the most by a PSU freshman since DaeSean Hamilton's 402 yards in 2014...One of six Nittany Lions, and the only freshman, since 2000 to total at least 20 catches, 250 receiving yards and three receiving touchdowns in the first five games of the season...One of six Big Ten players to accomplish that since 2000.

Rankings: Ranks ninth in the Big Ten with three receiving touchdowns...Tied fifth among freshmen in receiving touchdowns...Ranks sixth among freshmen with 4.2 receptions per game...Sits 12th among freshmen averaging 51.2 receiving yards per game...Is the only freshman to have three 70-yard or more receiving games in his team's first four games this season.

at Indiana (10/24): Caught two passes for 12 yards...Hauled in a 9-yard touchdown reception in overtime. **Ohio State (10/31):** Made four receptions for 73 yards...Made a career-long 31-yard catch in the fourth quarter...Added a 20-yard reception in the third quarter...Had a 16-yard kick return. **Maryland (11/7):** Hauled in a career-high eight catches for 70 yards and two touchdowns...Caught 23- and 1-yard touchdown receptions...Became first Penn State true freshman with two receiving touchdowns in a game since Pat Freiermuth at Rutgers in 2018...Added kick returns of 20 and 21 yards...Named the Coaching Staff's Offensive Player of the Week. **at Nebraska (11/14):** Made five grabs for 70 yards. **Iowa (11/21):** Recorded two catches for 31 yards...Had one kickoff return for 18 yards.

» 2020 GAME-BY-GAME

Receiving (Receptions-Yards-TD)

at Indiana 2-12-1; OHIO STATE 4-73-0; MARYLAND 8-70-2; at Nebraska 5-70-0; IOWA 2-31-0.

» WASHINGTON'S CAREER STATISTICS & GAME HIGHS

	Att.-Yds.	Avg.	TD	LG	Rec.-Yds.	Avg.	TD	LG
2020	-	-	-	-	21-256	12.2	3	31
CAREER	-	-	-	-	21-256	12.2	3	31

Receptions 8; Maryland, 11/7/20
 Receiving Yards 73; Ohio State, 10/31/20
 Receiving Touchdowns 2; Maryland, 11/7/20
 Longest Reception 31 yards; Ohio State, 10/31/20
 20-yard Receptions 3; Last Maryland (1), 11/7/20

» 2020 GAME-BY-GAME

Kick Returns (Returns-Yards-TD-YPR)

at Indiana 0-0-0-0.0; OHIO STATE 1-16-0-16.0; MARYLAND 2-41-0-20.5; at Nebraska 0-0-0-0.0; IOWA 1-18-0-18.0.

» WASHINGTON'S CAREER KICK RETURN STATISTICS & GAME HIGHS

	No.	Yds.	Avg.	TD	LG
2019	-	-	-	-	-
2020	4	75	18.8	-	21
CAREER	4	75	18.8	-	21

Kick Returns 2; Maryland, 11/7/20
 Kick Return Yards 41; Maryland, 11/7/20
 Long Kick Return 21 yards; Maryland, 11/7/20
 All-Purpose Yards 111 yards; Maryland, 11/7/20



ANTHONY WHIGAN 55
 Offensive Line | 6-4 | 315
 Redshirt Junior
 Lexington Park, Md./Great Mills/Lackawanna C.C.
 Major: Recreation, Park & Tourism Management

» 2020

Season: Appeared in five games on special teams.



BENJAMIN WILSON 84
 Wide Receiver | 6-2 | 212
 Senior
 Uniontown, Pa./Uniontown
 Major: Biobehavioral Health

» 2020

Season: Appeared in three games on special teams...One of 11 players to make their Nittany Lion debut...Named the Coaching Staff's Developmental Squad Special Teams Player of the Week after the Ohio State (10/31) game.



MARQUIS WILSON 8
 Cornerback | 5-11 | 181
 Sophomore
 Windsor, Conn./Windsor
 Major: Communications

» CAREER NOTES & RECORDS

Season: 2019: Tied for ninth at Penn State with three forced fumbles.

» 2020

Season: Appeared in five games.

at Indiana (10/24): Collected one tackle. **Ohio State (10/31):** Assisted on one tackle. **Iowa (11/21):** Assisted on two tackles...Had a half tackle for loss, the first of his career.

» 2020 GAME-BY-GAME

Tackles (Solo-Assisted-Total)

at Indiana 1-0-1; OHIO STATE 0-1-1; MARYLAND 0-0-0; at Nebraska 0-0-0; IOWA 0-2-2.

» WILSON'S CAREER STATISTICS & GAME HIGHS

	UA-A	TK	FF	FR	I	PBU	SACK	TFL
2019	11-7	18	3	1	2	-	-	-
2020	1-3	4	-	-	-	-	-	0.5-0
CAREER	12-10	22	3	1	2	-	-	0.5-0

Tackles 5; at Michigan State, 10/26/19
 Tackles for Loss 0.5; Iowa, 11/21/20
 Forced Fumbles 2; Indiana, 11/16/19
 Fumble Recoveries 1; Indiana, 11/16/19
 Interceptions 1; Twice: Last vs. Memphis, 12/28/19
 Longest Interception Return 13 yards; vs. Memphis, 12/28/19

2020 RESULTS & STATISTICS

Date	PSU Rank	Opponent (Rank)	Score	Attendance	Big Ten	Overall
Oct. 24	8/7	at Indiana * (RV/RV)	L, 35-36 (OT)	995	0-1	0-1
Oct. 31	18/17	Ohio State * (3/3)	L, 25-38	1500	0-2	0-2
Nov. 7	RV/RV	Maryland *	L, 19-35	1500	0-3	0-3
Nov. 14		at Nebraska *	L, 23-30	-	0-4	0-4
Nov. 21	RV/-	Iowa *	L, 21-41	1500	0-5	0-5
Nov. 28		at Michigan *				
Dec. 5		at Rutgers *				
Dec. 12		Michigan State *				
Dec. 19		TBD				

(*) Big Ten Conference game; Rankings - AP/Coaches/CFP

TEAM STATISTICS	Penn State	Opponent
SCORING	123	180
Points Per Game	24.6	36.0
Points Off Turnovers	13	51
FIRST DOWNS	126	97
Rushing	47	42
Passing	69	48
Penalty	10	7
RUSHING YARDAGE	695	693
Yards gained rushing	863	857
Yards lost rushing	168	164
Rushing Attempts	202	191
Average Per Rush	3.4	3.6
Average Per Game	139.0	138.6
TDs Rushing	5	10
PASSING YARDAGE	1395	1108
Comp-Att-Int	114-199-8	96-145-2
Average Per Pass	7.0	7.6
Average Per Catch	12.2	11.5
Average Per Game	279.0	221.6
TDs Passing	11	9
TOTAL OFFENSE	2090	1801
Total Plays	401	336
Average Per Play	5.2	5.4
Average Per Game	418.0	360.2
KICK RETURNS: #-Yards	12-184	1-25
PUNT RETURNS: #-Yards	4-64	5-51
INT RETURNS: #-Yards	2-0	8-187
KICK RETURN AVERAGE	15.3	25.0
PUNT RETURN AVERAGE	16.0	10.2
INT RETURN AVERAGE	0.0	23.4
FUMBLES-LOST	6-5	5-2
PENALTIES-Yards	25-221	32-255
Average Per Game	44.2	51.0
PUNTS-Yards	16-692	23-929
Average Per Punt	43.2	40.4
Net punt average	38.8	36.7
KICKOFFS-Yards	22-1426	33-1838
Average Per Kick	64.8	55.7
Net kick average	41.0	40.3
TIME OF POSSESSION/Game	32:19	27:41
3RD-DOWN Conversions	36/78	34/73
3rd-Down Pct	46%	47%
4TH-DOWN Conversions	7/15	3/5
4th-Down Pct	47%	60%
SACKS BY-Yards	12-91	20-127
MISC YARDS	0	34
TOUCHDOWNS SCORED	16	22
FIELD GOALS-ATTEMPTS	5-10	8-11
ON-SIDE KICKS	0-2	0-0
RED-ZONE SCORES	(13-20) 65%	(18-20) 90%
RED-ZONE TOUCHDOWNS	(9-20) 45%	(12-20) 60%
PAT-ATTEMPTS	(10-11) 91%	(20-20) 100%
ATTENDANCE	4500	995
Games/Avg Per Game	3/1500	2/498
Neutral Site Games		0/0

SCORE BY QUARTERS	1	2	3	4	OT	Total	Average
Penn State	17	16	38	45	7	123	24.6
Opponents	41	76	24	31	8	180	30.0

PASSING	G	Rating	C-A-I	Pct.	Yards	TD	LP	Avg./G
Clifford, Sean	5	129.72	87-152-8	57.2	1070	11	68	214.0
Levis, Will	4	115.53	27-47-0	57.4	325	0	74	81.2
Total	5	126.37	114-199-8	57.3	1395	11	74	279.0
Opponents	5	148.12	96-145-2	66.2	1108	9	62	221.6

Statistician's Note

Passing rating formula: $[(8.4 \times \text{yards}) + (330 \times \text{touchdowns}) - (200 \times \text{interceptions}) + (100 \times \text{completions})] / \text{attempts}$.

RUSHING	G	Att.	Gain	Loss	Net	Avg./Att.	TD	LG	Avg./G
Ford, Devyn	5	56	224	15	209	3.7	2	23	41.8
Clifford, Sean	5	64	293	111	182	2.8	1	35	36.4
Holmes, Caziaiah	5	24	105	2	103	4.3	0	36	20.6
Levis, Will	4	35	132	36	96	2.7	0	14	24.0
Lee, Keyvone	5	19	96	3	93	4.9	2	31	18.6
Cain, Noah	1	3	13	0	13	4.3	0	7	13.0
TEAM	2	1	0	1	-1	-1.0	0	0	-0.5
Total	5	202	863	168	695	3.4	5	36	139.0
Opponents	5	191	857	164	693	3.6	10	62	138.6

RECEIVING	G	No.	Yards	Avg./Rec.	TD	LG	Avg./G
Dotson, Jahan	5	31	527	17.0	6	68	105.4
Freiermuth, Pat	4	23	310	13.5	1	74	77.5
Washington, Parker	5	21	256	12.2	3	31	51.2
Lee, Keyvone	5	8	47	5.9	0	14	9.4
Lambert-Smith, K	5	7	78	11.1	0	20	15.6
George, Daniel	5	7	73	10.4	0	21	14.6
Strange, Brenton	5	6	61	10.2	1	28	12.2
Ford, Devyn	5	6	17	2.8	0	8	3.4
Holmes, Caziaiah	5	3	12	4.0	0	5	2.4
Johnson, Theo	3	2	14	7.0	0	10	4.7
Total	5	114	1395	12.2	11	74	279.0
Opponents	5	96	1108	11.5	9	62	221.6

TOTAL OFFENSE	G	Plays	Rushing	Passing	Total	Avg./G
Clifford, Sean	5	216	182	1070	1252	250.4
Levis, Will	4	82	96	325	421	105.2
Ford, Devyn	5	56	209	0	209	41.8
Holmes, Caziaiah	5	24	103	0	103	20.6
Lee, Keyvone	5	19	93	0	93	18.6
Cain, Noah	1	3	13	0	13	13.0
TEAM	2	1	-1	0	-1	-0.5
Total	5	401	695	1395	2090	418.0
Opponents	5	336	693	1108	1801	360.2

KICKOFF RETURNS	No.	Yards	Avg./Ret.	TD	LG
Ford, Devyn	4	89	22.2	0	28
Washington, Parker	4	75	18.8	0	21
Holmes, Caziaiah	1	9	9.0	0	9
Wade, Lamont	1	5	5.0	0	5
George, Daniel	1	0	0.0	0	0
Lee, Keyvone	1	6	6.0	0	6
Total	12	184	15.3	0	28
Opponents	1	25	25.0	0	25

PUNT RETURNS	No.	Yards	Avg./Ret.	TD	LG
Dotson, Jahan	4	64	16.0	0	21
Total	4	64	16.0	0	21
Opponents	5	51	10.2	0	25

42 2020 PENN STATE FOOTBALL

2020 RESULTS & STATISTICS

ALL-PURPOSE YARDAGE	G	Rushing	Receiving	Punt Returns	KO Returns	Int. Returns	Total	Avg./G
Dotson, Jahan	5	0	527	64	0	0	591	118.2
Washington, Parker	5	0	256	0	75	0	331	66.2
Ford, Devyn	5	209	17	0	89	0	315	63.0
Freiermuth, Pat	4	0	310	0	0	0	310	77.5
Clifford, Sean	5	182	0	0	0	0	182	36.4
Lee, Keyvone	5	93	47	0	6	0	146	29.2
Holmes, Caziah	5	103	12	0	9	0	124	24.8
Levis, Will	4	96	0	0	0	0	96	24.0
Lambert-Smith, K	5	0	78	0	0	0	78	15.6
George, Daniel	5	0	73	0	0	0	73	14.6
Strange, Brenton	5	0	61	0	0	0	61	12.2
Johnson, Theo	3	0	14	0	0	0	14	4.7
Cain, Noah	1	13	0	0	0	0	13	13.0
Wade, Lamont	5	0	0	0	5	0	5	1.0
TEAM	2	-1	0	0	0	0	-1	-0.5
Total	5	695	1395	64	184	0	2338	467.6
Opponents	5	693	1108	51	25	187	2098	419.6

SCORING	TD	FG	Points After Touchdown				DXP	Saf	Points
			Kick	Rush	Rec.	Pass			
Dotson, Jahan	6	0-0	0-0	0-0	0	0-0	0	0	36
Pinegar, Jake	0	4-7	10-11	0-0	0	0-0	0	0	22
Washington, Parker	3	0-0	0-0	0-0	0	0-0	0	0	18
Lee, Keyvone	2	0-0	0-0	0-0	1	0-0	0	0	14
Ford, Devyn	2	0-0	0-0	0-0	0	0-0	0	0	12
Freiermuth, Pat	1	0-0	0-0	0-0	0	0-0	0	0	6
Clifford, Sean	1	0-0	0-0	0-1	0	1-4	0	0	6
Strange, Brenton	1	0-0	0-0	0-0	0	0-0	0	0	6
Stout, Jordan	0	1-3	0-0	0-0	0	0-0	0	0	3
Total	16	5-10	10-11	0-1	1	1-4	0	0	123
Opponents	22	8-11	20-20	2-2	0	0-0	0	0	180

PUNTING	No.	Yards	Average	LG	TB	FC	I-20	50+	Blk.
Stout, Jordan	16	692	43.2	56	1	6	3	2	0
Total	16	692	43.2	56	1	6	3	2	0
Opponents	23	929	40.4	53	1	10	9	1	0

FIELD GOALS	FG	Pct.	1-19	20-29	30-39	40-49	50+	LG	Blk.
Pinegar, Jake	4-7	57.1	0-0	1-2	2-2	1-3	0-0	40	0
Stout, Jordan	1-3	33.3	0-0	0-0	0-0	0-0	1-3	50	0

Progression [Makes in (##)]: 25, 47, 57 | (31), (50) | 49 | (33), (40), 56, (27) | - |

KICKOFFS	No.	Yards	Average	TB	OB
Stout, Jordan	22	1426	64.8	20	1
Total	22	1426	64.8	20	1
Opponents	33	1838	55.7	13	0

INTERCEPTIONS	No.	Yards	Average	TD	LG	FUMBLE RETURNS	No.	Yards	Average	TD	LG
Wade, Lamont	1	0	0.0	0	0	Wade, Lamont	1	2	2.0	0	2
Smith, Brandon	1	0	0.0	0	0	Total	1	2	2.0	0	2
Total	2	0	0.0	0	0	Opponents	2	60	30.0	2	34
Opponents	8	187	23.4	1	71						

2020 RESULTS & STATISTICS

DEFENSE	G-GS	Solo	Assist	Total	TFL-Yards	Sacks-Yards	Int.-Yards	PBU	QBH	FR-Yards	FF	Blk	Safety
28 Oweh, Jayson	5	18	15	33	5.5-11	.	.	.	1
13 Brooks, Ellis	5	16	17	33	4.5-15	1.0-4	1	.	.
1 Brisker, Jaquan	5	18	14	32	1.5-2	.	.	3
40 Luketa, Jesse	5	18	13	31	1.0-2	.	.	1
38 Wade, Lamont	5	15	12	27	.	.	1-0	.	.	2-2	.	.	.
97 Mustipher, PJ	5	9	13	22	.	.	.	1	1
9 Porter Jr., Joey	5	15	5	20	1.0-8	1.0-8	.	3
12 Smith, Brandon	5	9	11	20	3.0-15	2.0-13	1-0
18 Toney, Shaka	5	14	3	17	5.5-35	4.0-30	.	.	1	.	1	.	.
5 Castro-Fields, Tariq	3	6	6	12	.	.	.	1
2 Ellis, Keaton	3	5	4	9	1.0-4
10 Dixon, Lance	5	5	3	8	1.5-1	1	.	.
20 Isaac, Adisa	5	3	5	8	1.0-10	1.0-10
55 Shelton, Antonio	5	3	4	7	2.0-13	1.0-8	.	1
34 Simmons, Shane	5	2	4	6	2.0-15	1.5-14
77 Culpepper, Judge	5	2	3	5	0.5-4	0.5-4
0 Sutherland, Jonathan	5	3	2	5	0.5-1	.	.	1
45 Katshir, Charlie	3	3	2	5
51 Beamon, Hakeem	5	3	2	5
53 Hansard, Fred	5	.	4	4	0.5-1
16 Brown, Ji'Air	5	3	1	4	1.0-4
23 Jacobs, Curtis	5	2	2	4	0.5-1	.	.	1
8 Wilson, Marquis	5	1	3	4	0.5-0
25 Hardy, Daequan	5	2	1	3
73 Miranda, Mike	5	2	.	2
5W Walker, Rasheed	5	1	.	1
11 George, Daniel	5	1	.	1
71 Fries, Will	5	1	.	1
46 Tarburton, Nick	5	1	.	1	1
72 Effner, Bryce	4	1	.	1
98 Stout, Jordan	5	.	1	1
3 Washington, Parker	5	1	.	1
Total	5	183	150	333	33-142	12-91	2-0	12	4	2-2	3	.	.
Opponents	5	200	195	395	39.0-165	20-127	8-187	18	12	5-60	5	.	.

SCORING SUMMARY

Plays	Yds	Time	Result	Qtr.	Scoring Play
INDIANA (5)					
13	64	7:01	TD	1	2-yard pass Freiermuth from Clifford (Pinegar kick)
8	57	4:07	TD	3	35-yard run Clifford (Pinegar kick)
3	74	0:44	TD	4	60-yard pass Dotson from Clifford (Pinegar kick)
1	14	0:05	TD	4	14-yard run Ford (Pinegar kick)
4	25	0:00	TD	OT	9-yard pass Washington from Clifford (Pinegar kick)
OHIO STATE (5)					
11	61	5:42	FG	1	Pinegar 31-yard field goal
1	0	0:01	FG	2	Stout 50-yard field goal
8	75	3:46	TD	3	14-yard pass Dotson from Clifford (Pinegar kick)
5	75	1:32	TD	4	21-yard pass Dotson from Clifford (Clifford rush failed)
7	75	2:47	TD	4	20-yard pass Dotson from Clifford (Clifford pass failed)
MARYLAND (3)					
10	75	5:17	TD	2	20-yard pass Dotson from Clifford (Pinegar kick)
16	98	5:12	TD	4	23-yard pass Washington from Clifford (Clifford pass failed)
8	76	2:09	TD	4	1-yard pass Washington from Clifford (Clifford pass failed)
NEBRASKA (5)					
14	66	6:20	FG	2	Pinegar 33-yard field goal
13	52	5:41	FG	2	Pinegar 40-yard field goal
6	82	2:53	TD	3	31-yard run Lee (Pinegar kick)
10	42	5:03	FG	3	Pinegar 27-yard field goal
4	75	1:14	TD	4	5-yard run Ford (Pinegar kick)
IOWA (3)					
14	75	6:11	TD	1	31-yard run Lee (Pinegar kick)
1	28	0:08	TD	3	28-yard pass Strange from Clifford (kick failed)
1	68	0:11	TD	3	68-yard pass Dotson from Clifford (Lee rush)

Plays	Yds	Time	Result	Qtr.	Scoring Play
-------	-----	------	--------	------	--------------

PENN STATE GAME-BY-GAME

	at IND	OSU	UMD	at NEB	IOWA	at MICH	at RU	MSU	B1G
First Downs	27	20	30	30	19				
Rushing	13	4	8	16	6				
Passing	12	13	19	12	13				
Penalty	2	3	3	2	0				
Net Yards Rushing	250	44	94	245	62				
Rushing Attempts	52	27	36	52	35				
Average Per Rush	4.8	1.6	2.6	4.7	1.8				
Rushing Touchdowns	2	0	0	2	1				
Yards Gained	257	72	159	271	106				
Yards Lost	7	28	65	26	44				
Net Yards Passing	238	281	340	256	280				
Completions	24	18	27	19	26				
Attempts	35	30	57	39	38				
Interceptions	2	1	2	1	2				
Yards Per Attempt	6.8	9.4	6.0	6.6	7.4				
Yards Per Completion	9.9	15.6	12.6	13.5	10.8				
Passing Touchdowns	3	3	3	0	2				
Total Offensive Yards	488	325	434	501	342				
Plays	87	57	93	91	73				
Yards Per Play	5.6	5.7	4.7	5.5	4.7				
Fumbles-Lost	1-1	0-0	1-1	1-1	3-2				
Penalties-Yards	10-100	5-31	4-25	4-50	2-15				
Punts-Yards	3-119	4-196	4-162	1-34	4-181				
Yards Per Punt	39.7	49.0	40.5	34.0	45.3				
Net Yards Per Punt	32.7	44.0	40.5	9.0	44.0				
Inside 20	2	0	0	0	1				
50+ Yard Kicks	0	1	0	0	1				
Touchbacks	0	1	0	0	0				
Fair Catch	1	2	3	0	0				
Kickoffs-Yards	5-325	4-260	3-195	6-386	4-260				
Yards Per Kickoff	65.0	65.0	65.0	64.3	65.0				
Net Yards Per Kickoff	40	40.0	40.0	55.8	60.5				
Touchbacks	5	4	3	5	3				
Punt Returns	0	0	1	1	2				
Yards	0	0	11	21	32				
Touchdowns	0	0	0	0	0				
Yards Per Return	0.0	0.0	11.0	21.0	16.0				
Kickoff Returns	3	1	3	4	1				
Yards	33	16	66	51	18				
Touchdowns	0	0	0	0	0				
Yards Per Return	11.0	16.0	22.0	12.8	18.0				
Interceptions	1	0	0	1	0				
Yards	5	0	0	0	0				
Touchdowns	0	0	0	0	0				
Fumble Recoveries	1	0	0	0	1				
Returns-Yards	0	0	0	0	1-2				
Touchdowns	0	0	0	0	0				
Miscellaneous Yards	0	0	0	0	0				
Possession Time	40:22	22:59	33:38	36:24	28:10				
1st Quarter	11:30	8:04	7:48	9:29	9:26				
2nd Quarter	8:59	4:06	7:22	9:19	7:20				
3rd Quarter	11:46	6:05	10:01	10:17	2:25				
4th Quarter	8:07	4:44	8:27	7:19	8:59				
3rd-Down Conversions	9-17	3-9	9-20	8-17	7-15				
4th-Down Conversions	1-2	0-1	2-4	3-5	1-3				
Red Zone Scoring	3-6	3-3	2-4	4-6	1-1				
Touchdowns	3	2	2	1	1				
Field Goals	0	1	0	3	0				
Sacks By-Yards	3-19	2-16	3-23	1-4	3-29				
PAT Kicks	5-5	1-1	1-1	2-2	1-2				
Field Goals	0-3	2-2	0-1	3-4	0-0				
Total Points	35	25	19	23	21				
Touchdowns Rushing	2	0	0	2	1				
Touchdowns Passing	3	3	3	0	2				
Touchdown Returns	0	0	0	0	0				
Other Touchdowns	0	0	0	0	0				
Safeties	0	0	0	0	0				
Kick PAT-Attempts	5-5	1-1	1-1	2-2	1-2				
2pt PAT-Attempts	0-0	0-2	0-2	0-0	1-1				
Field Goals-Attempts	0-3	1-1	0-1	3-4	0-0				
Points Off Turnovers	7	0	0	0	6				

46 2020 PENN STATE FOOTBALL

OPPONENT GAME-BY-GAME

	at IND	OSU	UMD	at NEB	IOWA	at MICH	at RU	MSU	B1G
First Downs	16	24	16	17	24				
Rushing	5	10	6	9	12				
Passing	9	12	10	6	11				
Penalty	2	2	0	2	1				
Net Yards Rushing	41	208	123	146	175				
Rushing Attempts	26	45	35	39	46				
Average Per Rush	1.6	4.6	3.5	3.7	3.8				
Rushing Touchdowns	3	1	1	1	4				
Yards Gained	71	245	157	164	220				
Yards Lost	30	37	34	18	45				
Net Yards Passing	170	318	282	152	186				
Completions	19	28	18	13	18				
Attempts	36	34	26	21	28				
Interceptions	1	0	0	1	0				
Yards Per Attempt	4.7	9.4	10.8	7.2	6.6				
Yards Per Completion	8.9	11.4	15.7	11.7	10.3				
Passing Touchdowns	1	4	3	1	0				
Total Offensive Yards	211	526	405	298	361				
Plays	62	79	61	60	74				
Yards Per Play	3.4	6.7	6.6	5.0	4.9				
Fumbles-Lost	1-1	2-0	0-0	0-0	2-1				
Penalties-Yards	4-36	9-80	8-55	5-39	6-45				
Punts-Yards	5-214	2-77	7-254	4-162	5-222				
Yards Per Punt	42.8	38.5	36.3	40.5	44.4				
Net Yards Per Punt	42.8	28.5	34.7	35.3	38.0				
Inside 20	1	0	5	2	1				
50+ Yard Kicks	0	0	0	1	0				
Touchbacks	0	1	0	0	0				
Fair Catch	4	0	3	1	2				
Kickoffs-Yards	6-331	7-377	6-335	6-353	8-442				
Yards Per Kickoff	55.2	53.9	55.8	58.8	55.3				
Net Yards Per Kickoff	55.2	40.9	40.7	58.8	52.1				
Touchbacks	3	3	1	2	4				
Punt Returns	1	0	0	1	3				
Yards	21	0	0	25	5				
Touchdowns	0	0	0	0	0				
Yards Per Return	21.0	0.0	0.0	25.0	1.7				
Kickoff Returns	0	0	0	0	1				
Yards	0	0	0	0	25				
Touchdowns	0	0	0	0	0				
Yards Per Return	0.0	0.0	0.0	0.0	25.0				
Interceptions	2	1	2	1	2				
Yards	31	31	0	55	70				
Touchdowns	0	0	0	0	1				
Fumble Recoveries	1	0	1	1	2				
Returns-Yards	0	0	1-34	1-26	0				
Touchdowns	0	0	1	1	0				
Miscellaneous Yards	0	0	0	34	0				
Possession Times	19:38	37:01	33:38	23:36	31:50				
1st Quarter	3:30	6:56	7:12	5:31	5:34				
2nd Quarter	6:01	10:54	7:38	5:41	7:40				
3rd Quarter	3:14	8:55	4:59	4:43	12:35				
4th Quarter	6:53	10:16	6:53	7:41	6:01				
3rd-Down Conversions	4-12	10-18	9-16	4-12	7-15				
4th-Down Conversions	0-1	2-3	0-0	1-1	0-0				
Red Zone Scoring	5-5	4-6	0-0	4-4	5-5				
Touchdowns	4	3	0	1	4				
Field Goals	1	1	0	3	1				
Sacks By-Yards	1-1	5-23	7-57	2-17	5-17				
PAT Kicks	2-2	5-5	5-5	3-3	5-5				
Field Goals	2-2	1-3	0-0	3-3	1-1				
Total Points	36	38	35	30	41				
Touchdowns Rushing	1	1	1	1	4				
Touchdowns Passing	3	4	3	1	0				
Touchdown Returns	0	0	1	1	1				
Other Touchdowns	0	0	0	0	0				
Safeties	0	0	0	0	0				
Kick PAT-Attempts	2-2	5-5	5-5	3-3	5-5				
2pt PAT-Attempts	2-2	0-0	0-0	0-0	0-0				
Field Goals-Attempts	2-2	1-3	0-0	3-3	2-3				
Points Off Turnovers	10	0	7	10	24				

INDIVIDUAL GAME-BY-GAME

RUSHING

(ATT-YDS-TD)	TOTAL	at IND	OSU	UMD	at NEB	IOWA	at MICH	at RU	MSU	B1G
Ford, Devyn	56-209/2	20-69/1	8-36/0	9-36/0	16-66/1	3-2/0				
Clifford, Sean	64-182/1	17-119/1	18-5/0	17-26/0	6-19/0	6-13/0				
Holmes, Caziaiah	24-103/0	5-16/0	-	9-29/0	4-50/0	6-8/0				
Levis, Will	35-96/0	1--2/0	1-3/0	DNP	18-61/0	15-34/0				
Lee, Keyvone	19-93/2	6-35/0	-	1-3/0	8-49/1	4-6/1				
Cain, Noah	3-13/0	3-13/0	DNP	DNP	DNP	DNP				
TEAM	1--1/0	DNP	DNP	DNP	-	1--1/0				

RECEIVING

(REC-YDS-TD)	TOTAL	at IND	OSU	UMD	at NEB	IOWA	at MICH	at RU	MSU	B1G
Dotson, Jahan	31-527/6	4-94/1	8-144/3	9-123/1	2-27/0	8-139/1				
Freiermuth, Pat	23-310/1	7-60/1	3-46/0	6-91/0	7-113/0	DNP				
Washington, P.	21-256/3	2-12/1	4-73/0	8-70/2	5-70/0	2-31/0				
Lambert-Smith, K	7-78/0	2-25/0	2-18/0	-	3-35/0	-				
George, Daniel	7-73/0	3-29/0	-	2-34/0	1-6/0	1-4/0				
Strange, B.	6-61/1	1-1/0	-	2-22/0	-	3-38/1				
Lee, Keyvone	8-47/0	2-6/0	-	-	-	6-41/0				
Ford, Devyn	6-17/0	3-11/0	1-0/0	-	1-5/0	1-1/0				
Johnson, Theo	2-14/0	-	DNP	DNP	-	2-14/0				
Holmes, Caziaiah	3-12/0	-	-	-	-	3-12/0				

PASSING

Sean Clifford

	C-A-I	Pct.	Yards	TD	Long	Sack-Yards	Efficiency
at Indiana	35-24-2	68.6	238	3	60	1-3	142.5
Ohio State	30-18-1	60.0	281	3	37	5-23	165.0
Maryland	57-27-2	47.4	340	3	24	7-57	107.8
at Nebraska	8-5-1	62.5	37	0	14	1-13	76.3
Iowa	22-13-2	59.1	174	2	68	2-8	137.3
Total	152-87-8	57.2	1070	11	68	16-104	129.7

Will Levis

	C-A-I	Pct.	Yards	TD	Long	Sack-Yards	Efficiency
at Nebraska	31-14-0	45.2	219	0	74	1-4	104.5
Iowa	16-13-0	81.2	106	0	22	3-19	136.9
Total	47-27-0	57.4	325	0	74	4-23	115.5

KICKING & PUNTING

KICKOFFS

Season	KO	Total Yards	TB	OB	Kick Avg.	Returns	Rtn. Yds.	Yds./Rtn.
Stout, Jordan	22	1426	20	1	64.8	1	25	25.0

Season	KO	Total Yards	TB	OB	Kick Avg.	Returns	Rtn. Yds.	Yds./Rtn.
at Indiana	5	325	5	0	65.0	0	0	0.0
Ohio State	4	260	4	0	65.0	0	0	0.0
Maryland	3	195	3	0	65.0	0	0	0.0
at Nebraska	6	386	5	1	64.3	0	0	0.0
Iowa	4	260	3	0	65.0	1	25	25.0

PUNTING

Season	No.	Total Yards	Avg.	Long	I20	50+	TB	FC	Blk
Stout, Jordan	16	692	43.2	56	3	2	1	6	0

Game	No.	Total Yds	Avg.	Long	I20	50+	TB	FC	Blk
at Indiana	3	119	39.7	49	2	0	0	1	0
Ohio State	4	196	49.0	56	0	1	1	2	0
Maryland	4	162	40.5	45	0	0	0	3	0
at Nebraska	1	34	34.0	34	0	0	0	0	0
Iowa	4	181	45.2	52	1	1	0	0	0

48 2020 PENN STATE FOOTBALL

INDIVIDUAL GAME-BY-GAME

TACKLES

	UA-A	TT	at IND	OSU	UMD	at NEB	IOWA	at IOWA	at MICH	at RU	MSU	B1G
Brooks, Ellis	16-17	33	5-0	5-6	2-5	3-5	1-1					
Oweh, Jayson	18-15	33	2-0	2-4	5-5	6-3	3-3					
Brisker, Jaquan	18-14	32	2-1	4-4	4-2	3-4	5-3					
Luketa, Jesse	18-13	31	2-1	4-4	2-2	5-4	5-2					
Wade, Lamont	15-12	27	1-2	6-2	0-1	2-3	6-4					
Mustipher, PJ	9-13	22	1-1	2-6	2-2	3-4	1-0					
Porter, Joey	15-5	20	5-0	3-2	3-0	0-2	4-1					
Smith, Brandon	9-11	20	-	3-2	2-3	2-4	2-2					
Toney, Shaka	14-3	17	7-0	0-1	-	2-2	5-0					
Castro-Fields	6-6	12	4-1	1-0	1-5	DNP	DNP					
Ellis, Keaton	5-4	9	-	DNP	DNP	1-2	4-2					
Dixon, Lance	5-3	8	-	4-1	-	0-2	1-0					
Isaac, Adisa	3-5	8	-	0-2	1-1	1-1	1-1					
Shelton, A.	3-4	7	2-0	1-1	0-3	-	-					
Simmons, Shane	2-4	6	-	1-2	1-1	-	0-1					
Sutherland, J.	3-2	5	1-0	1-0	-	-	1-2					
Culpepper, J.	2-3	5	-	-	2-1	0-1	0-1					
Beamon, Hakeem	3-2	5	1-0	0-1	-	-	2-1					
Katshir, C.	3-2	5	DNP	2-1	1-1	-	DNP					
Wilson, Marquis	1-3	4	1-0	0-1	-	-	0-2					
Jacobs, Curtis	2-2	4	-	-	0-1	1-0	1-1					
Hansard, Fred	0-4	4	-	0-1	0-2	-	0-1					
Brown, Ji'Ayir	3-1	4	-	1-1	1-0	-	1-0					
Hardy, Daequan	2-1	3	1-0	-	0-1	-	1-0					
Miranda, Mike	2-0	2	1-0	-	-	-	1-0					
Tarburton, Nick	1-0	1	-	-	-	-	1-0					
Stout, Jordan	0-1	1	-	-	-	0-1	-					
Effner, Bryce	1-0	1	DNP	-	-	1-0	-					
Fries, Will	1-0	1	-	-	-	-	1-0					
Walker, Rasheed	1-0	1	1-0	-	-	-	-					
George, Daniel	1-0	1	-	1-0	-	-	-					
Washington, P.	1-0	1	-	-	-	1-0	-					

SACKS

	at IND	OSU	UMD	at NEB	IOWA	at IOWA	at MICH	at RU	MSU	B1G
Toney, Shaka	4-0	4.0	2.0-11	-	-	-	2.0-19			
Smith, Brandon	2-0	2.0	-	1.0-8	1.0-5	-	-			
Simmons, Shane	1-1	1.5	-	-	1.5-14	-	-			
Shelton, A.	1-0	1.0	-	1.0-8	-	-	-			
Porter, Joey	1-0	1.0	1.0-8	-	-	-	-			
Brooks, Ellis	1-0	1.0	-	-	-	1.0-4	-			
Isaac, Adisa	1-0	1.0	-	-	-	-	1.0-10			
Culpepper, J.	0-1	0.5	-	-	0.5-4	-	-			

INDIVIDUAL GAME-BY-GAME

TACKLES FOR LOSS

	at IND	OSU	UMD	at NEB	IOWA	at IOWA	at MICH	at RU	MSU	B1G
Toney, Shaka	2.0-11	-	-	0.5-2	3.0-22					
Oweh, Jayson	-	0.5-0	2.0-3	1.5-4	1.5-4					
Brooks, Ellis	1.0-4	1.0-4	1.5-3	1.0-4	-					
Smith, Brandon	-	1.5-9	1.0-5	0.5-1	-					
Shelton, A.	1.0-5	1.0-8	-	-	-					
Simmons, Shane	-	-	1.5-14	-	0.5-1					
Dixon, Lance	-	-	-	0.5-0	1.0-1					
Brisker, Jaquan	1.0-1	-	-	-	0.5-1					
Porter, Joey	1.0-8	-	-	-	-					
Luketa, Jesse	-	-	-	1.0-2	-					
Ellis, Keaton	-	DNP	DNP	-	1.0-4					
Isaac, Adisa	-	-	-	-	1.0-10					
Brown, Ji'Ayir	-	1.0-4	-	-	-					
Sutherland, J.	-	-	-	-	0.5-1					
Hansard, Fred	-	-	-	-	0.5-1					
Culpepper, J.	-	-	0.5-4	-	-					
Jacobs, Curtis	-	-	0.5-1	-	-					
Wilson, Marquis	-	-	-	-	0.5-0					

TACKLE BREAKDOWN

RUSHING TACKLES

Oweh, Jayson	33
Brooks, Ellis	28
Luketa, Jesse	23
Brisker, Jaquan	22
Mustipher, PJ	20
Toney, Shaka	12
Wade, Lamont	10
Smith, Brandon	7
Porter Jr., Joey	7
Dixon, Lance	7
Isaac, Adisa	6
Shelton, Antonio	5
Katshir, Charlie	5
Beamon, Hakeem	5
Hansard, Fred	4
Simmons, Shane	4
Culpepper, Judge	3
Ellis, Keaton	3
Jacobs, Curtis	3
Castro-Fields, Tariq	2
Sutherland, Jonathan	2
Hardy, Daequan	1
Tarburton, Nick	1
Wilson, Marquis	1
TOTAL	214

PASSING TACKLES

Wade, Lamont	17
Porter Jr., Joey	11
Smith, Brandon	10
Castro-Fields, Tariq	10
Brisker, Jaquan	9
Luketa, Jesse	7
Ellis, Keaton	6
Brooks, Ellis	3
Brown, Ji'Ayir	3
Wilson, Marquis	3
Hardy, Daequan	2
Mustipher, PJ	2
Toney, Shaka	1
Isaac, Adisa	1
Shelton, Antonio	1
Hardy, Daequan	1
Sutherland, Jonathan	1
Jacobs, Curtis	1
TOTAL	88

SPECIAL TEAMS TACKLES

	Total	KO	Punt
Sutherland, Jonathan	2	0	2
Brisker, Jaquan	1	0	1
Brown, Ji'Ayir	1	1	0
Culpepper, Judge	1	0	1
Effner, Bryce	1	0	1
Luketa, Jesse	1	1	0
Miranda, Mike	1	0	1
Smith, Brandon	1	0	1
Stout, Jordan	1	0	1
Effner, Bryce	1	0	1
TOTAL	10	2	8

50 2020 PENN STATE FOOTBALL

INDIVIDUAL GAME-BY-GAME

ALL-PURPOSE YARDS

	Total	at IND	OSU	UMD	at NEB	IOWA	at MICH	at RU	MSU	B1G
Dotson, Jahan	591	94	144	134	48	171				
Washington, P.	331	12	89	111	70	49				
Ford, Devyn	315	108	36	61	107	3				
Freiermuth, Pat	310	60	46	91	113	DNP				
Clifford, Sean	182	119	5	26	19	13				
Lee, Keyvone	146	41	-	3	55	47				
Holmes, Caziah	124	16	-	29	59	20				
Levis, Will	96	-2	3	DNP	61	34				
Lambert-Smith, K	78	25	18	-	35	-				
George, Daniel	73	29	-	34	6	4				
Strange, B.	61	1	-	22	-	38				
Johnson, Theo	14	-	DNP	DNP	-	14				
Cain, Noah	13	13	DNP	DNP	DNP	DNP				
Wade, Lamont	5	5	-	-	-	-				
TEAM	-1	-	-	-	-	-1				

RED ZONE RECAP

PENN STATE				OPPONENT			
Opponent	Scores/Chances	Result	Pct.	Opponent	Scores/Chances	Result	Pct.
at Indiana	3/6	3 TD, 2 Missed FG, 1 TO	50%	at Indiana	5/5	4 TD, 1 FG	100%
OHIO STATE	3/3	2 TD, 1 FG	100%	OHIO STATE	4/6	3 TD, 1 FG, 2 Missed FG	66%
MARYLAND	2/4	2 TD, 1 Missed FG, 1 TO on Downs	50%	MARYLAND	0/0	-	-
at Nebraska	4/6	1 TD, 3 FG, 2 TO on Downs	66%	at Nebraska	4/4	1 TD, 3 FG	100%
IOWA	1/1	1 TD	100%	IOWA	5/5	4 TD, 1 FG	100%
at Michigan				at Michigan			
at Rutgers				at Rutgers			
MICHIGAN STATE				MICHIGAN STATE			
TOTAL	13/20	9 TD, 4 FG, 3 Missed FG, 1 TO, 3 TO on Downs	65%	TOTAL	18/20	12 TD, 6 FG, 2 Missed FG	90%

GAME LEADERS

Opponent	Rushing Attempts	Rushing Yards	Receptions	Receiving Yards	All-Purpose Yards	Tackles
at Indiana	Ford - 20	Clifford - 119	Freiermuth - 7	Dotson - 94	Clifford - 119	Toney - 7
OHIO STATE	Clifford - 18	Ford - 36	Dotson - 8	Dotson - 144	Dotson - 144	Brooks - 11
MARYLAND	Clifford - 17	Ford - 36	Dotson - 9	Dotson - 123	Dotson - 134	Oweh - 10
at Nebraska	Levis - 18	Ford - 66	Freiermuth - 7	Freiermuth - 113	Freiermuth - 113	Oweh/Luketa - 9
IOWA	Levis - 15	Levis - 34	Dotson - 8	Dotson - 139	Dotson - 171	Wade - 10
at Michigan						
at Rutgers						
MICHIGAN STATE						
B1G Champions Week						

TURNOVERS BY GAME

PENN STATE: 4 GAINED

TYPE	QTR	PLAYER	PLAYS/ YDS	1st DOWNS	RESULT
INDIANA (2)					
Fumble	2	Scott by Brooks	1/0	0	Missed FG
Interception	3	Wade off Penix	8/57	2	TD

OHIO STATE (0)

-	-	-	-	-	-
---	---	---	---	---	---

MARYLAND (0)

-	-	-	-	-	-
---	---	---	---	---	---

NEBRASKA (1)

Interception	4	Smith off McCaffrey	14/37	3	TO on Downs
--------------	---	---------------------	-------	---	-------------

IOWA (1)

Fumble	3	Wade by Petras	1/28	0	TD
--------	---	----------------	------	---	----

OPPONENT: 13 GAINED

TYPE	QTR	PLAYER	PLAYS/ YDS	1st DOWNS	RESULT
INDIANA (3)					
Interception	1	Williams off Clifford	9/22	2	FG
Interception	2	Johnson off Clifford	2/4	0	TD
Fumble	2	Levis by Johnson	2/-1	0	Fumble

OHIO STATE (1)

Interception	4	Hooker off Clifford	4/4	0	Missed FG
--------------	---	---------------------	-----	---	-----------

MARYLAND (3)

Fumble	3	Clifford by Campbell	0/0	0	TD Return
Interception	4	Bennett off Clifford	3/-1	0	Punt
Interception	4	Cross off Clifford	3/9	0	Punt

NEBRASKA (2)

Interception	1	Britt off Clifford	6/10	1	FG
Fumble	2	Clifford by Williams	0/0	0	TD Return

IOWA (4)

Fumble	2	VanValkenburg by Levis	8/41	2	TD
Fumble	3	VanValkenburg by Levis	12/54	4	TD
Interception	4	Golston off Clifford	6/17	1	FG
Interception	4	Nixon off Clifford	0/0	0	TD Return

52 2020 PENN STATE FOOTBALL

TURNOVERS BY PLAYER

FUMBLES

(#-Lost)	Total	at IND	OSU	UMD	at NEB	IOWA	at MICH	at RU	MSU	B1G
Levis, Will	4-3	1-1	-	DNP	-	3-2				
Clifford, Sean	2-2	-	-	1-1	1-1	-				

FORCED FUMBLES

	Total	at IND	OSU	UMD	at NEB	IOWA	at MICH	at RU	MSU	B1G
Dixon, Lance	1	-	1	-	-	-				
Brooks, Ellis	1	1	-	-	-	-				
Toney, Shaka	1	-	-	-	-	1				

FUMBLES RECOVERED

	Total	at IND	OSU	UMD	at NEB	IOWA	at MICH	at RU	MSU	B1G
Wade, Lamont	1	1	-	-	-	1				

INTERCEPTIONS

(#-Yards)	Total	at IND	OSU	UMD	at NEB	IOWA	at MICH	at RU	MSU	B1G
Wade, Lamont	1-0	1-0	-	-	-					
Smith, Brandon	1-0	-	-	-	1-0					

SCORING BREAKDOWN

PENN STATE DRIVES

Totals: 21 scoring drives (16 TD, 5 FG)
Special Teams/Defensive Touchdown: None

LONGEST DRIVES BY:

Plays: 16 Maryland (11/7)
 14 Iowa (11/21)
 14 at Nebraska (11/14)

Yards: 98 Maryland (11/7)
 82 at Nebraska (11/14)

Time: 7:01 at Indiana (10/24)
 6:20 at Nebraska (11/14)

OPPONENT DRIVES

Totals: 23 scoring drives (16 TD, 7 FG)
Special Teams/Defensive Touchdown:
 Nixon 71-yard interception return vs. Iowa (11/21)
 Campbell 34-yard fumble return vs. Maryland (11/7)
 Williams 26-yard fumble return at Nebraska (11/14)

LONGEST DRIVES BY:

Plays: 15 Ohio State (10/31)
 12 Iowa (11/21)
 12 Ohio State (10/31), 2x

Yards: 89 Ohio State (10/31)
 78 Maryland (11/7)

Time: 6:22 Ohio State (10/31)
 6:13 Iowa (11/21)

LONG PLAY BREAKDOWN

BY YARDAGE

OFFENSE (22)

Yards	Type	Player(s)	Opponent
74	Pass	Freiermuth, Pat from Levis, Will	Nebraska
68*	Pass	Dotson, Jahan from Clifford, Sean	Iowa
60*	Pass	Dotson, Jahan from Clifford, Sean	Indiana
37	Pass	Dotson, Jahan from Clifford, Sean	Ohio State
36	Run	Holmes, Caziah	Nebraska
35*	Run	Clifford, Sean	Indiana
31*	Run	Lee, Keyvone	Nebraska
31	Pass	Washington, Parker from Clifford, Sean	Ohio State
28*	Pass	Strange, Brenton from Clifford, Sean	Iowa
24	Pass	Freiermuth, Pat from Clifford, Sean	Maryland
23*	Pass	Washington, Parker from Clifford, Sean	Maryland
23	Run	Ford, Devyn	Ohio State
22	Pass	Dotson, Jahan from Levis, Will	Iowa
21	Pass	Dotson, Jahan from Levis, Will	Nebraska
21	Pass	George, Daniel from Clifford, Sean	Maryland
21*	Pass	Dotson, Jahan from Clifford, Sean	Ohio State
21	Pass	Dotson, Jahan from Clifford, Sean	Indiana
20	Pass	Lambert-Smith, KeAndre from Levis, Will	Nebraska
20*	Pass	Dotson, Jahan from Clifford, Sean	Maryland
20*	Pass	Dotson, Jahan from Clifford, Sean	Ohio State
20	Pass	Dotson, Jahan from Clifford, Sean	Ohio State
20	Pass	Washington, Parker from Clifford, Sean	Ohio State

DEFENSE (0)

Yards	Type	Player(s)	Opponent
-------	------	-----------	----------

SPECIAL TEAMS (6)

Yards	Type	Player(s)	Opponent
28	KR	Ford, Devyn	Indiana
25	KR	Ford, Devyn	Maryland
21	PR	Dotson, Jahan	Nebraska
21	KR	Washington, Parker	Maryland
20	KR	Ford, Devyn	Nebraska
20	KR	Washington, Parker	Maryland

* - touchdown scored on play

LONG PLAY BREAKDOWN

LONG PLAYS BY THE NUMBERS

BY YARDAGE

Yards	No.	TD
100+	0	0
90-99	0	0
80-89	0	0
70-79	1	0
60-69	2	2
50-59	0	0
40-49	0	0
30-39	5	2
20-29	20	5

BY TYPE

Type	No.	TD
Rushing	4	2
Passing	18	7
Punt returns	1	0
Kick returns	5	0
Interceptions	0	0
Fumble returns	0	0
Other	0	0
TOTAL	28	9

20+ YARD PLAYS BY PLAYER

Player	No.	TD	R	P	KR	PR	IR	FR
Clifford, Sean	1	1	1	0	0	0	0	0
Dotson, Jahan	11	5	0	10	0	1	0	0
Ford, Devyn	4	0	1	0	3	0	0	0
Freiermuth, Pat	2	0	0	1	0	0	0	0
George, Daniel	1	0	0	2	0	0	0	0
Holmes, Caziah	1	0	1	0	0	0	0	0
Lambert-Smith, K.	1	0	0	1	0	0	0	0
Lee, Keyvone	1	1	1	0	0	0	0	0
Strange, Brenton	1	1	0	1	0	0	0	0
Washington, Parker	1	1	0	3	2	0	0	0
TOTAL	24	9	4	18	5	1	0	0

PENN STATE (24 PLAYS)

Play	#	Long	Play	Opponent
Passing	18	74	Freiermuth, Pat from Levis, Will	Nebraska
Rushing	4	36	Holmes	Nebraska
KR	6	28	Ford, Devyn	Indiana
Opp.	#	Long	Play	Type
Indiana	4	60*	Dotson, Jahan from Clifford, Sean	Pass
Ohio State	7	37	Dotson, Jahan from Clifford, Sean	Pass
Maryland	7	25	Ford, Devyn	Kick Return
Nebraska	7	74	Freiermuth, Pat from Levis, Will	Pass
Iowa	3	68*	Dotson, Jahan from Clifford, Sean	Pass

OPPONENTS (26 PLAYS)

Play	#	Long	Play	Opponent
Passing	12	62*	Jarrett, Rakim from Tagovailoa, Taulia	Maryland
Rushing	6	62	Wilson, Garrett	Ohio State
PR	2	25	Taylor-Britt, Cam	at Nebraska
KR	1	25	Smith-Marsette, Ihmir	Iowa
FUM	2	34	Campbell, Chance	Maryland
INT	2	71*	Nixon, Daviyon	Iowa
FG	1	34	Taylor-Britt, Cam	at Nebraska
Opp.	#	Long	Play	Type
at Indiana	2	21 (2x)	Fryfogle, Ty from Penix, Michael	Pass
			Taylor, Reese	PR
Ohio State	5	62	Wilson, Garrett	Rush
Maryland	6	62*	Jarrett, Rakim from Tagovailoa, Taulia	Pass
at Nebraska	8	55	Taylor-Britt, Cam	INT

* - touchdown scored on play

LONGEST PLAYS OF THE YEAR

Rushing

36 Holmes, Caziah at Nebraska (11/14)

Rushing Touchdown

35* Clifford, Sean Indiana (10/24)

Passing

74 Freiermuth, Pat from Levis, Will at Nebraska (11/14)

Passing Touchdown

68* Dotson, Jahan from Clifford, Sean Iowa (11/21)

Kick Return

28 Ford, Devyn Indiana (10/24)

Punt Return

21 Dotson, Jahan at Nebraska (11/14)

Interception Return

5 Wade, Lamont Indiana (10/24)

Fumble Return

2 Wade, Lamont Iowa (11/21)

Punt

56 Stout, Jordan Ohio State (8/31)

Field Goal

50 Stout, Jordan Ohio State (8/31)

* - touchdown scored on play

OFFENSIVE STARTERS

OPPONENT	LT	LG	C	RG	RT	TE	QB	RB	WR	WR	WR
at Indiana	Walker	Miranda	Menet	Thorpe	Wallace	Freiermuth	Clifford	Cain	Fries*	Washington	Dotson
OHIO STATE	Walker	Miranda	Menet	Thorpe	Fries	Freiermuth	Clifford	Ford	George	Washington	Dotson
MARYLAND	Walker	Miranda	Menet	Thorpe	Fries	Freiermuth	Clifford	Ford	Lambert-Smith	Washington	Dotson
at Nebraska	Walker	Miranda	Menet	Fries	Wallace	Freiermuth	Clifford	Ford	George	Washington	Dotson
IOWA	Walker	Miranda	Menet	Fries	Wallace	Strange	Levis	Ford	Lambert-Smith	Washington	Dotson
at Michigan											
at Rutgers											
MICHIGAN STATE											

* Started at the tight end position

DEFENSIVE STARTERS

OPPONENT	DE	DT	DT	DE	SLB	MLB	WLB	CB	FS	SS	CB
at Indiana	Toney	Shelton	Mustipher	Oweh	Smith	Brooks	Luketa	Castro-Fields	Brisker	Wade	Porter Jr.
OHIO STATE	Toney	Shelton	Mustipher	Oweh	Smith	Brooks	Dixon	Castro-Fields	Brisker	Wade	Porter Jr.
MARYLAND	Toney	Shelton	Mustipher	Oweh	Smith	Brooks	Luketa	Castro-Fields	Brisker	Wade	Porter Jr.
at Nebraska	Toney	Shelton	Mustipher	Oweh	Smith	Brooks	Luketa	Ellis	Brisker	Wade	Porter Jr.
IOWA	Toney	Shelton	Mustipher	Oweh	Smith	Brooks	Luketa	Ellis	Brisker	Wade	Porter Jr.
at Michigan											
at Rutgers											
MICHIGAN STATE											

CAREER STARTS

Player	'17	'18	'19	'20	Total
Fries, Will (OL)	9	11	13	5	38
Menet, Michal (OL)	-	12	13	5	30
Freiermuth, Pat (TE)	-	9	13	4	26
Dotson, Jahan (WR)	-	4	13	5	22
Shelton, Antonio (DT)	-	1	12	5	18
Toney, Shaka (DE)	-	-	13	5	18
Wade, Lamont (S)	-	-	13	5	18
Walker, Rasheed (OL)	-	-	13	5	18
Castro-Fields, Tariq (CB)	-	2	12	3	17
Clifford, Sean (QB)	-	-	12	4	16
Miranda, Mike (OL)	-	1	8	5	14
Brown, Journey (RB)	-	-	10	-	10
Thorpe, C.J. (OL)	-	-	5	3	8
George, Daniel (WR)	-	-	4	2	6
Luketa, Jesse (LB)	-	-	2	4	6
Mustipher, PJ (DT)	-	-	1	5	6
Oweh, Jayson (DE)	-	-	1	5	6
Brisker, Jaquan (S)	-	-	-	5	5
Brooks, Ellis (LB)	-	-	-	5	5
Porter Jr., Joey (CB)	-	-	-	5	5
Smith, Brandon (LB)	-	-	-	5	5
Washington, Parker (WR)	-	-	-	5	5

Player	'17	'18	'19	'20	Total
Ford, Devyn (RB)	-	-	-	4	4
Ellis, Keaton (CB)	-	-	1	2	3
Wallace, Caedan (OL)	-	-	-	3	3
Cain, Noah (RB)	-	-	1	1	2
Levis, Will (QB)	-	-	1	1	2
Lambert-Smith, KeAndre	-	-	-	2	2
Dixon, Lance (LB)	-	-	-	1	1
Hansard, Fred (DT)	-	1	-	-	1
Strange, Brenton (TE)	-	-	-	1	1
Sullivan-Brown, Cam (WR)	-	1	-	-	1
Sutherland, Jonathan (S)	-	1	-	-	1

* Started two games in 2015

PENN STATE

100+ Yards Rushing:	119, Sean Clifford at Indiana, 2020
150+ Yards Rushing:	202, Journey Brown vs. Memphis, 2019 ~
200+ Yards Rushing:	202, Journey Brown vs. Memphis, 2019 ~
300+ Yards Rushing:	327, Larry Johnson at Indiana, 2002
30-34 Rushing Attempts:	33, Saquon Barkley at Indiana, 2016
35+ Rushing Attempts:	35, Zach Zwinak vs. Nebraska, 2013
Three Touchdowns Rushing:	Journey Brown vs. Rutgers, 2019
Four Touchdowns Rushing:	Saquon Barkley at Pittsburgh, 2016
Five Touchdowns Rushing:	Ki-Jana Carter vs. Michigan State, 1994
60+ Yard Run:	85, Journey Brown vs. Pittsburgh, 2019
70+ Yard Run:	85, Journey Brown vs. Pittsburgh, 2019
80+ Yard Run:	85, Journey Brown vs. Pittsburgh, 2019
90+ Yard Run:	92, Saquon Barkley vs. Washington, 2017 @
Two Players Rush For 100 Yards:	Will Levis (108) & Journey Brown (103) vs. Rutgers, 2019
QB/RB Rush For 100 Yards:	Will Levis (108) & Journey Brown (103) vs. Rutgers, 2019
Four Rushing TD in One Quarter:	vs. UMass, 2014 (2nd; Belton [2], Zwinak [2])
300+ Yards Passing:	340, Sean Clifford vs. Maryland, 2020
350+ Yards Passing:	398, Sean Clifford at Maryland, 2019
400+ Yards Passing:	454, Christian Hackenberg vs. UCF, 2014 #
20-24 Pass Completions:	24, Sean Clifford at Indiana, 2020
25-29 Pass Completions:	27, Sean Clifford vs. Maryland, 2020
30-34 Pass Completions:	32, Trace McSorley vs. Washington, 2017 @
35+ Pass Completions:	35, Matt McGloin vs. Northwestern, 2012
30-39 Pass Attempts:	31, Will Levis at Nebraska, 2020
40-49 Pass Attempts:	43, Sean Clifford at Minnesota, 2019
50+ Pass Attempts:	57, Sean Clifford vs. Maryland, 2020
Four Touchdown Passes:	Sean Clifford at Michigan State, 2019
Five Touchdown Passes:	Rashard Casey vs. Louisiana Tech, 2000
Four Interceptions Thrown:	Zack Mills at Boston College, 2004
300+ Yards Total Offense:	366 (340 P, 26 R), Sean Clifford vs. Maryland, 2020
350+ Yards Total Offense:	366 (340 P, 26 R), Sean Clifford vs. Maryland, 2020
400+ Yards Total Offense:	452 (398 P, 54 R), Sean Clifford at Maryland, 2019
450+ Yards Total Offense:	452 (398 P, 54 R), Sean Clifford at Maryland, 2019
100+ Yards Receiving:	139, Jahan Dotson vs. Iowa, 2020
150+ Yards Receiving:	187, Chris Godwin vs. USC, 2016 ^
200+ Yards Receiving:	216, Deon Butler vs. Northwestern, 2006
Two Players w/ 100 Yards Receiving:	KJ Hamler (119) & Pat Freiermuth (101) at Minnesota, 2019
Two Players w/ 150 Yards Receiving:	Geno Lewis (173) & DaeSean Hamilton (165) vs. UCF, 2014 #
Back-to-Back 100 Yards Receiving Games:	Jahan Dotson, 2020 (144 vs. Ohio State; 123 vs. Maryland)
Three Straight 100-Yard Receiving Games:	Allen Robinson, 2013 (133 vs. Syracuse; 129 vs. Eastern Michigan; 143 vs. UCF)
10+ Receptions:	12, Saquon Barkley at Iowa, 2017
50+ Yard Reception:	74, Pat Freiermuth from Will Levis at Nebraska, 2020
60+ Yard Reception:	68, Jahan Dotson vs. Iowa, 2020
70+ Yard Reception:	74, Pat Freiermuth from Will Levis at Nebraska, 2020
80+ Yard Reception:	93, KJ Hamler from Trace McSorley vs. Ohio State, 2018
Three Touchdowns Receiving:	Jahan Dotson vs. Ohio State, 2020
Four Touchdowns Receiving:	Bobby Engram vs. Minnesota, 1993
150+ All-Purpose Yards:	171 (139 Rec, 32 PR), Jahan Dotson vs. Iowa
200+ All-Purpose Yards:	216 (202 Rush, 7 Rec, 7 KR), Journey Brown vs. Memphis, 2019 ~
250+ All-Purpose Yards:	358 (211 Rush, 94 Rec, 53 KR), Saquon Barkley at Iowa, 2017 (SR)
300+ All-Purpose Yards:	358 (211 Rush, 94 Rec, 53 KR), Saquon Barkley at Iowa, 2017 (SR)
Five Touchdowns Scored:	5 (4 rushing, 1 receiving), Saquon Barkley at Pittsburgh, 2016
Kickoff Return For Touchdown:	97, Saquon Barkley at Ohio State, 2017
Rushing, Receiving & Kickoff Return TD in a game:	Derrick Williams vs. Illinois, 2008
100-Yard Kickoff Return:	100, Chaz Powell vs. Youngstown State, 2010
Punt Return For Touchdown:	39, DeAndre Thompkins at Pittsburgh, 2018
80-Yard Punt Return:	81, Bryant Johnson vs. Michigan State, 2002
Zero Punts in a Game:	Purdue, 2013
Multiple Interceptions:	2, Trevor Williams at Rutgers, 2014
90-Yard Interception Return:	99, Michael Mauti at Illinois, 2012
Interception Return For Touchdown:	36, John Reid vs. Buffalo, 2019
Five Interceptions in a Game (Team):	at Rutgers, 2014
Multiple Forced Fumbles:	3, Lamont Wade, at Ohio State, 2019
Fumble Return For Touchdown (Defense):	9 yards, Torrence Brown at Indiana, 2016 (forced by Brandon Bell)
Fumble Return For Touchdown (Special Teams):	14 yards, Nick Scott vs. Indiana, 2017 (forced by Irvin Charles)
Blocked Field Goal:	Shaka Toney at Michigan State, 2019
Blocked Field Goal For Touchdown:	60 yards, Grant Haley vs. Ohio State, 2016 (Marcus Allen block)
Blocked Extra Point:	Parker Cothren at Northwestern, 2015
Blocked Punt:	Journey Brown vs. Buffalo, 2019
Two Blocked Punts:	Jonathan Sutherland vs. Idaho, 2019
Blocked Punt For Touchdown:	0 yards, Michael Yancich vs. Ohio State, 2012 (Mike Hull block)
Safety:	Team (holding in the end zone) at Pittsburgh, 2018
Two-Point Conversion Attempt:	Sean Clifford (Pass Failed) vs. Maryland, 2020
Two-Point Conversion:	Sean Clifford to Pat Freiermuth (Pass) vs. Memphis, 2019 ~
50-Yard Field Goal:	50, Jordan Stout vs. Ohio State, 2020
Four Field Goals:	Tyler Davis at Rutgers, 2016
Five Field Goals:	Collin Wagner vs. Temple, 2010

OPPONENT

100+ Yards Rushing:	101, Mekhi Sargent, Iowa, 2020
150+ Yards Rushing:	185, Jonathan Taylor, Wisconsin, 2018
200+ Yards Rushing:	203, BenJarvus Green-Ellis, Indiana, 2003
30-34 Rushing Attempts:	30, Jeremy Langford, Michigan State, 2014
35+ Rushing Attempts:	44, Mike Hart, Michigan, 2007 (OR)
Three Touchdowns Rushing:	Trevor Siemian, Northwestern, 2014
Four Touchdowns Rushing:	Montee Ball, Wisconsin, 2011
50+ Yard Run:	62, Garrett Wilson, Ohio State, 2020
60+ Yard Run:	62, Garrett Wilson, Ohio State, 2020
70+ Yard Run:	71, Jonathan Taylor, Wisconsin, 2018
Two Players Rush For 100 Yards:	Rodney Smith (104) & Shannon Brooks (100), Minnesota, 2016
300+ Yards Passing:	318, Justin Fields, Ohio State, 2020
400+ Yards Passing:	400, Brian Lewerke, Michigan State, 2017
500+ Yards Passing:	532, Case Keenum, Houston, 2011 (OR) *
25-29 Pass Completions:	28, Justin Fields, Ohio State, 2020
30-44 Pass Completions:	33, Brian Lewerke, Michigan State, 2017
45+ Pass Completions:	45, Case Keenum, Houston, 2011 (OR) *
30-39 Pass Attempts:	34, Justin Fields, Ohio State, 2020
40-49 Pass Attempts:	49, Nate Stanley, Iowa, 2018
50+ Pass Attempts:	52, Brian Lewerke, Michigan State, 2018
60+ Pass Attempts:	61, Brian Hoyer, Michigan State, 2006
Four Touchdown Passes:	4, Justin Fields, Ohio State, 2020
Five Touchdown Passes:	Sam Darnold, USC, 2016 ^
Four Interceptions Thrown:	P.J. Walker, Temple, 2014
Five Interceptions Thrown:	Gary Nova, Rutgers, 2014
300+ Yards Total Offense:	314 (318 P, -4 R), Justin Fields, Ohio State, 2020
400+ Yards Total Offense:	425 (400 P, 25 R), Brian Lewerke, Michigan State, 2017
500+ Yards Total Offense:	542 (532 P, 10 R), Case Keenum, Houston, 2011 (OR) *
100+ Yards Receiving:	144, Rakeem Jarrett, Maryland, 2020
150+ Yards Receiving:	185, Stanley Morgan, Nebraska, 2017
200+ Yards Receiving:	228, Patrick Edwards, Houston, 2011 *
10+ Receptions:	11, Garrett Wilson, Ohio State, 2020
50+ Yard Reception:	62, Rakim Jarrett from Taulia Tagovailoa, Maryland 2020
70+ Yard Reception:	70, Akrum Wadley from Nate Stanley, Iowa, 2017
80+ Yard Reception:	80, Dominique Barnes from Kurt Hess, Youngstown State, 2010
90+ Yard Reception:	99, Thomas Lewis from John Paci, Indiana, 1993
Three Touchdown Receptions:	Deonta Burnett, USC, 2016 ^
Kickoff Return For Touchdown:	100, Darrynton Evans, Appalachian State, 2018
90-Yard Kickoff Return:	100, Darrynton Evans, Appalachian State, 2018
100-Yard Kickoff Return:	100, Darrynton Evans, Appalachian State, 2018
Punt Return For Touchdown:	58, Lynn Bowden Jr., Kentucky, 2018~
70-Yard Punt Return:	75, Venric Mark, Northwestern, 2012
80-Yard Punt Return:	87, Willie Reid, Florida State, 2005 !
Multiple Interceptions:	2, David Dowell, Michigan State, 2017
Interception Return For Touchdown:	62, Brandon Watson, Michigan, 2018
Fumble Return For Touchdown:	26, Williams, Deontai, Nebraska, 2020
Blocked Punt:	Dominique Dafney, Iowa, 2018
Blocked Punt For Touchdown:	27, Larentee McCray, Florida, 2011 \$
Blocked Field Goal:	Isaiah Loudermilk, Wisconsin, 2018
Blocked Extra Point:	Brandon Wilson, Indiana, 2018
Safety:	2, Team (blocked punt, snap out of the end zone on punt), Iowa, 2018
Two Safeties:	Team (blocked punt, snap out of the end zone on punt), Iowa, 2018
Defensive Extra Point:	99, D.J. Johnson, Iowa, 2002
50-Yard Field Goal:	50, Derek Dimke, Illinois, 2010
Four Field Goals:	Michael Geiger, Michigan State, 2016

& - Big Ten Championship Game | # - Croke Park Classic (Dublin, Ireland) | ! - Orange Bowl
 \$ - Outback Bowl | ^ - Rose Bowl | * - TicketCity Bowl | % - Pinstripe Bowl | @ - PlayStation Fiesta Bowl
 + - VRBO Citrus Bowl | ~ - Goodyear Cotton Bowl

(SR) - School Record | (OR) - Opponent Record

PARTICIPATION CHART

	GP/GS	at IND	OSU	UMD	at NEB	IOWA	at MICH	at RU	MSU	B1G
51 Beamon, Hakeem	5/-	XXX	XXX	XXX	XXX	XXX	XXX	XXX		
1 Brisker, Jaquan	5/5	START	START	START	START	START	START	START		
13 Brooks, Ellis	5/5	START	START	START	START	START	START	START		
16 Brown, Ji'Ayir	5/-	XXX	XXX	XXX	XXX	XXX	XXX	XXX		
30 Bruno, Joseph	4/-	XXX	XXX	...	XXX	XXX	XXX	XXX		
21 Cain, Noah	1/1	START		
5 Castro-Fields	3/3	START	START	START		
90 Checa, Rafael	3/-	XXX	XXX	...	XXX		
50 Chizmar, Max	3/-	XXX	...	XXX	...	XXX	...	XXX		
14 Clifford, Sean	5/4	START	START	START	START	START	START	START		
77 Culpepper, J.	5/-	XXX	XXX	XXX	XXX	XXX	XXX	XXX		
10 Dixon, Lance	5/1	XXX	START	START	XXX	XXX	XXX	XXX		
5D Dotson, Jahan	5/5	START	START	START	START	START	START	START		
72 Effner, Bryce	4/-	...	XXX	XXX	XXX	XXX	XXX	XXX		
2 Ellis, Keaton	3/2	XXX	START	START	START	START		
2F Ford, Devyn	5/4	XXX	START	START	START	START	START	START		
93 Forrest, Levi	2/-	...	XXX	XXX		
87 Freiermuth, Pat	4/4	START	START	START	START	START	START	START		
71 Fries, Will	5/5	START	START	START	START	START	START	START		
11 George, Daniel	5/2	XXX	START	START	XXX	START	START	XXX		
19 Gordon, Trent	3/-	XXX	XXX	XXX		
53 Hansard, Fred	5/-	XXX	XXX	XXX	XXX	XXX	XXX	XXX		
25 Hardy, Daequan	5/-	XXX	XXX	XXX	XXX	XXX	XXX	XXX		
37 Hartlaub, Drew	4/-	XXX	XXX	XXX	...	XXX	XXX	XXX		
26 Holmes, Caziah	5/-	XXX	XXX	XXX	XXX	XXX	XXX	XXX		
75 Holmes, Des	3/-	XXX	XXX	XXX		
20 Isaac, Adisa	5/-	XXX	XXX	XXX	XXX	XXX	XXX	XXX		
23 Jacobs, Curtis	5/-	XXX	XXX	XXX	XXX	XXX	XXX	XXX		
84 Johnson, Theo	3/-	XXX	XXX	XXX	XXX	XXX		
1J Jones, TJ	3/-	XXX	XXX	XXX	XXX	XXX		
45 Katshir, C.	3/-	...	XXX	XXX	XXX	XXX		
82 Kuntz, Zack	3/-	XXX	XXX	XXX		
1L Lambert-Smith, K	5/2	XXX	XXX	START	XXX	XXX	START	START		
24 Lee, Keyvone	5/-	XXX	XXX	XXX	XXX	XXX	XXX	XXX		
7 Levis, Will	4/1	XXX	XXX	...	XXX	XXX	START	START		
40 Luketa, Jesse	5/4	START	XXX	START	START	START	START	START		
85 Lutz, Isaac	5/-	XXX	XXX	XXX	XXX	XXX	XXX	XXX		
62 Menet, Michal	5/5	START	START	START	START	START	START	START		
73 Miranda, Mike	5/5	START	START	START	START	START	START	START		
97 Mustipher, PJ	5/5	START	START	START	START	START	START	START		
28 Oweh, Jayson	5/5	START	START	START	START	START	START	START		
92 Pinegar, Jake	5/-	XXX	XXX	XXX	XXX	XXX	XXX	XXX		
9 Porter, Joey	5/5	START	START	START	START	START	START	START		
2R Rudolph, Tyler	2/-	...	XXX	XXX		
70 Scruggs, Juice	3/-	XXX	XXX	XXX	XXX	XXX		
55 Shelton, A.	5/5	START	START	START	START	START	START	START		
34 Simmons, Shane	5/-	XXX	XXX	XXX	XXX	XXX	XXX	XXX		
12 Smith, Brandon	5/5	START	START	START	START	START	START	START		
95 Stoll, Chris	5/-	XXX	XXX	XXX	XXX	XXX	XXX	XXX		
98 Stout, Jordan	5/-	XXX	XXX	XXX	XXX	XXX	XXX	XXX		
86 Strange, B.	5/1	XXX	XXX	XXX	XXX	XXX	START	START		
6 Sullivan-Brown	4/-	...	XXX	XXX	XXX	XXX	XXX	XXX		
0 Sutherland, J.	5/-	XXX	XXX	XXX	XXX	XXX	XXX	XXX		
46 Tarburton, Nick	5/-	XXX	XXX	XXX	XXX	XXX	XXX	XXX		
69 Thorpe, C.J.	5/3	START	START	START	XXX	XXX	XXX	XXX		
18 Toney, Shaka	5/5	START	START	START	START	START	START	START		
9X Vilbert, Smith	1/-	XXX		
38 Wade, Lamont	5/5	START	START	START	START	START	START	START		
5W Walker, Rasheed	5/5	START	START	START	START	START	START	START		
79 Wallace, Caedan	5/3	START	XXX	XXX	START	START	START	START		
4W Warren, Tyler	1/-	XXX	XXX		
3 Washington, P.	5/5	START	START	START	START	START	START	START		
5A Whigan, Anthony	5/-	XXX	XXX	XXX	XXX	XXX	XXX	XXX		
8B Wilson, B.	3/-	XXX	XXX	XXX	XXX	XXX		
8 Wilson, Marquis	5/-	XXX	XXX	XXX	XXX	XXX	XXX	XXX		