



2020

MARYLAND FOOTBALL



GAME INFO

TELEVISION **BIG TEN NETWORK**
 Lisa Byington (pxp)
 Matt Millen (analyst)
 Coley Harvey (sideline)

MARYLAND SPORTS RADIO NETWORK
 Johnny Holliday (pxp) / 42nd season
 CJ Brown (analyst) / 2nd season
 LaMont Jordan (analyst) / 3rd season
 105.7FM (Balt.) / 980AM (DC)
 TuneIn Radio App
 XM 383

2020 SCHEDULE

| DATE | OPPONENT | TIME |
|------|--------------------------------|---------------|
| O24 | at Northwestern * | L, 3-43 |
| O30 | MINNESOTA * ^A | W, 45-44 (OT) |
| N7 | at Penn State ^{BTN} * | 3:30 p.m. |
| N14 | #3 OHIO STATE ^{BTN} * | 3:30 p.m. |
| N21 | MICHIGAN STATE * | TBD |
| N28 | at #17 Indiana * | TBD |
| D5 | at #13 Michigan * | TBD |
| D12 | RUTGERS * | TBD |
| D19 | B1G Champions Week * | TBD |

ALL CAPS indicates home game; *Big Ten game;
^A Homecoming game; All times Eastern

SERIES NOTABLES

MARYLAND:

- The Terps knocked off Penn State the first time the two met as Big Ten foes in 2014 when Brad Craddock kicked a 43-yard field goal with 51 seconds left to give Maryland a 20-19 come-from-behind victory. Maryland came back from 16-7 down in the third quarter to win for the first time ever in Happy Valley. Current Head Coach Michael Locksley was the offensive coordinator for that win.

SETTING THE STAGE

MARYLAND

2020 Record: 1-1 (1-1 B1G)
 Head Coach: Michael Locksley (Towson '92)
 Top Passer: Taulia Tagovailoa (So.) / 488 yds / 3 TDs
 Top Rusher: Jake Funk (R-Sr.) / 256 yds / 1 TD / 9.5 ypc
 Top Receiver: Dontay Demus Jr. (Jr.) / 11 rec / 142 yds / 1 TD
 Top Tackler: Chance Campbell (Jr.) / 27 TT / 4 TFL / 1 Sack

PENN STATE

2020 Record: 0-2 (0-2 B1G)
 Head Coach: James Franklin (East Stroudsburg '94)
 Top Passer: Sean Clifford (R-Jr.) / 519 yds / 6 TDs
 Top Rusher: Sean Clifford (R-Jr.) / 124 yds / 1 TD
 Top Receiver: Jahan Dotson (Jr.) / 12 rec / 238 yds / 4 TDs
 Top Tackler: Ellis Brooks (R-Jr.) / 16 TT / 2 TFL / 1 FF

WHAT YOU NEED TO KNOW

1

After a thrilling 45-44 overtime win over Minnesota, the Maryland football team will travel to Penn State this Saturday, November 7 to face the Nittany Lions. The game is set for a 3:30 p.m. kickoff to air on the Big Ten Network and the Maryland Sports Radio Network.

3

QB **Taulia Tagovailoa** had a sensational game vs. Minnesota (10/30), completing 26-of-35 passes for 394 yards and three passing touchdowns while rushing for 59 yards and another two touchdowns, including the game-winning score in overtime. Tagovailoa is only the third Big Ten player in the last 20 seasons with 350 passing yards, three passing touchdowns and two rushing touchdowns in a game, joining Dwayne Haskins (Ohio State, 2018) and Zak Kustok (Northwestern, 2001). The sophomore quarterback was named the Big Ten Co-Offensive Player of the Week this week for his performance.

11

RB **Jake Funk** broke out in the Terps win over Minnesota (10/30), rushing for 221 yards, the 11th-most in a single game in program history and the most since Anthony McFarland Jr. had 298 vs. Ohio State (11/17/18). Funk averaged 10.5 yards per carry, also the 11th-best in a single game all-time by a Terp.

11

The Terps have the 11th youngest team in the country and the youngest in the Big Ten by percentage of underclassmen on the roster, with 63.6 percent of the 118 student-athletes being freshmen or sophomores (46 true/redshirt freshmen, 29 sophomores). Maryland has started two true freshmen in the first two games of the season, with WR **Rakim Jarrett** starting on the offensive end and tallying seven receptions for 69 yards and CB **Tarheeb Still** starting on the defensive end, posting nine tackles and two pass breakups. It is the first time the Terps have started two true freshmen in the first two games of a season since K Brad Craddock, QB Perry Hills and S Sean Davis started the first two contests of 2012 (William & Mary & Temple). The Terps have had 20 players and 10 true freshmen see the first action of their careers over the first two games of the season. JUCO transfers **Johari Branch**, **Ami Finau**, **Mosiah Nasili-Kite** have all started both games for Maryland.

14

LB **Chance Campbell** currently leads the FBS with 14 tackles per game and stands second in the FBS and leads the Big Ten with 7.5 solo tackles per game, posting a career-best 15 (10 solo) at Northwestern (10/24) and following it up with a team-high 13 in the win over Minnesota (10/30). Campbell's 28 tackles are the most by any Terp over a two-game span since Cole Farrand also had 28 vs. Michigan State (11/15) and Michigan (11/22) in 2014.

17

Maryland's 17-point comeback in the fourth quarter vs. Minnesota (10/30) was the fourth-largest comeback in any Big Ten conference game since 2004 (Illinois 21-point deficit vs. Michigan State in 2019, Michigan State 21-point deficit vs. Northwestern in 2006, Rutgers 21-point deficit vs. Indiana in 2015).

STREAKS

Starts on Offense: WR Dontay Demus Jr. (15)
Starts on Defense: LB Fa'Najae Gotay (3)
Games with a Catch: WR Dontay Demus Jr. (16)
Games with a Player with 10+ Tackles: 5
Wins when Maryland commits no turnovers: 6

SOCIAL MEDIA

Twitter: @TerpsFootball
 @CoachLocks
Instagram: @TerpsFootball
 @CoachLocks
Facebook: /MarylandFootball
YouTube: /MarylandAthletics

CONTACT

Dustin Semonavick
 (Asst. AD/FB Communications)
 Email: dustin@umd.edu
 O: 301-314-7068 // C: 757-544-8393

Ben Kessler
 (Secondary Football)
 Email: bkessle1@umd.edu
 O: 301-314-7068 // C: 908-770-3059

ON THE OFFENSE

By The Numbers

1

Last week's game against Minnesota (10/30) was the **first** time in program history that Maryland has had a 300-yard passer (**Taulia Tagovailoa**) and 200-yard rusher (**Jake Funk**) and only the second time that Maryland has had a 200-yard rusher and 100-yard wide receiver (**Dontay Demus Jr., Jashaun Jones**), first happening when Chris Downs rushed for 212 yards and Scooter Monroe had 106 receiving yards against Georgia Tech on Oct. 17, 2002.

2

With both a rushing and receiving touchdown against Texas and Illinois in his freshman 2018 season, redshirt-sophomore wide receiver **Jashaun Jones** became the first Big Ten freshman to have **two** games with a touchdown catch and touchdown run since Ohio State's Maurice Clarett in 2003. With five receiving touchdowns, Jones tallied the most by a Maryland freshman since Stefon Diggs in 2012. Jones is back for the Terps in 2020 after missing last season with an ACL injury. Jones has eight receptions for 140 yards and a 76-yard touchdown reception, which is the longest play in the Big Ten this season, in his first two games back.

6

WR **Dontay Demus Jr.** had an impressive sophomore campaign last season, tallying 625 yards, the 23rd most in a single season all-time by a Terp and **six** touchdowns, the first Maryland sophomore with **six** receiving touchdowns in a season since DJ Moore also had six in 2016. In two games this season, Demus Jr. leads Maryland with 11 receptions for 142 yards and a touchdown, recording his third career 100-yard game with seven receptions for 101 yards and a TD vs. Minnesota (10/30).

10

Taulia Tagovailoa's 394 passing yards vs. Minnesota (10/30) were the **10th** most in a single-game in school history and the most since Danny O'Brien passed for 417 yards against N.C. State on Nov. 27, 2010. Tagovailoa's 26 completions are the most by a Terp since Danny O'Brien had 34 against West Virginia on September 17, 2011.

10

Wide Receiver U: Maryland is one of only two schools (Alabama) that has two NFL wide receivers currently in the top-**10** in the league in receiving yards. Stefon Diggs stands second in the NFL with 555 yards while DJ Moore ranks 10th in the league with 474 yards.

100

Maryland had two **100**-yard receivers vs. Minnesota (10/30), with **Jashaun Jones** notching 103 yards and **Dontay Demus Jr.** recording 101, marking the first time the Terps have had two 100-yard receivers since Sept. 27, 2014 when Stefon Diggs (112) and Deon Long (108) reached the mark at Indiana.

ON THE DEFENSE/ST

By The Numbers

5

Maryland has consistently had one of the best special teams units in the Big Ten, especially in the return game. **Isaiah Jacobs** is second in the Big Ten through two games with 147 kick return yards. Last season, the Terps ranked fourth in the conference in kick return average (22.73 yards per return) and led the league in punt return average (13.67 yards per return) and opponent net punting average (35.12 yards). The Terps have had a top-five kickoff return unit in the Big Ten for each of the past four seasons (2017-pres.) Maryland has scored the most kickoff return touchdowns of any team over that span with **five**.

6

Six Maryland players from the 2019 team moved onto the NFL this offseason. RB Anthony McFarland Jr. was drafted in the fourth round (124 overall) by the Pittsburgh Steelers, DB Antoine Brooks Jr. was also selected by the Steelers in the sixth round (198), while DB Tino Ellis (Miami Dolphins), LB Keandre Jones (Cincinnati Bengals) and TE Tyler Mabry (Seattle Seahawks) all signed as undrafted free agents.

12

LB **Ayinde Eley** ranked **12th** in the Big Ten in total tackles last season with 79 (44 solo). Eley added four tackles for loss, three pass breakups, two fumble recoveries and an interception to his 2019 totals en route to All-Big Ten plaudits. Eley currently stands 21st in the Big Ten this season with 15 tackles (six solo)

15

LB **Chance Campbell** became just the sixth Terp to have a **15** tackle game since Maryland joined the Big Ten in 2014 (Cole Farrand (three times), Jermaine Carter Jr., Shane Cockerille, Tre Watson (twice) and Fa'Najae Gotay). With Maryland seeing Campbell tally 15 tackles against Northwestern (10/24) and LB **Fa'Najae Gotay** post 15 tackles in last year's season finale at Michigan State (11/30/19), it was the first time the Terps have had back-to-back games with a player accumulating **15** tackles since Cole Farrand did it in two-straight games in 2014 against Indiana (9/27) and Ohio State (10/4).

51

K **Joseph Petrino** hit a clutch **51**-yard field goal with 7:06 remaining to pull the Terps within seven points in Maryland's 17-point comeback over Minnesota (10/30) last week, the longest field goal of Petrino's career, tied for the longest field goal in the Big Ten this season and the longest by a Terp since Henry Darmstadter also had a 51-yard field goal at Minnesota on September 30, 2017.

60

S **Nick Cross** had a sensational freshman season last year, tallying 45 tackles (30 solo), leading the team with two interceptions and five pass breakups, en route to Honorable Mention All-Big Ten honors. Cross was named to the 2019 Pro Football Focus First Team All-Freshman Team after being the primary coverage defender on 22 targeted passes and not allowing more than **60%** of those passes to be completed. Cross matched his career-high with nine tackles (five solo) in the first game of his sophomore season at Northwestern (10/24).

NUMERICAL ROSTER

| No. | Name | Pos. | Ht. | Wt. | Cl. | Hometown (High School/Last School) |
|-----|---------------------|------|------|-----|-------|---|
| 1 | Shaq Smith | LB | 6-2 | 245 | Sr. | Baltimore, Md. / IMG Academy / Clemson |
| 2 | Jakorian Bennett | DB | 5-11 | 200 | Jr. | Mobile, Ala. / McGill-Toolen HS / Hutchinson CC |
| 2 | DeaJaun McDougale | WR | 5-10 | 180 | Fr. | Deerfield Beach, Fla. / Deerfield Beach |
| 3 | Nick Cross | DB | 6-1 | 210 | So. | Bowie, Md. / DeMatha Catholic |
| 3 | Taulia Tagovailoa | QB | 5-11 | 205 | So. | Ewa Beach, HI. / Thompson / Alabama |
| 4 | Isaiah Jacobs | RB | 5-11 | 221 | Fr. | Tulsa, OK / Owasso |
| 5 | Rakim Jarrett | WR | 6-0 | 200 | Fr. | Landover, MD / St. John's College |
| 6 | Jeshaun Jones | WR | 6-1 | 181 | R-So. | Fort Myers, Fla. / South Fort Myers |
| 7 | Dontay Demus Jr. | WR | 6-3 | 217 | Jr. | Washington, D.C. / Friendship Collegiate |
| 8 | Tayon Fleet-Davis | RB | 6-0 | 220 | Sr. | Oxon Hill, Md. / Potomac |
| 9 | Joseph Boletepeli | DL | 6-4 | 260 | So. | Raleigh, N.C. / Heritage / NC State |
| 9 | Chigoziem Okonkwo | TE | 6-2 | 244 | Jr. | Powder Springs, Ga. / Hillgrove |
| 10 | Tyler Baylor | TE | 6-4 | 255 | So. | Olney, Md. / Good Counsel HS |
| 11 | Ruben Hyppolite II | LB | 6-1 | 225 | Fr. | Hollywood, Fla. / McArthur HS |
| 12 | Vincent Flythe | DB | 5-11 | 179 | So. | Washington, D.C. / Howard D. Woodson |
| 12 | Lance LeGendre | QB | 6-1 | 215 | R-Fr. | New Orleans, La. / Warren Easton |
| 12 | Tarheeb Still | DB | 6-1 | 182 | Fr. | Sicklerville, N.J. / Timber Creek Regional |
| 13 | Peny Boone | RB | 6-1 | 245 | Fr. | Detroit, Mich. / Detroit Martin Luther King |
| 14 | David Foust | QB | 6-4 | 181 | Fr. | Edgewater, MD / South River |
| 14 | Isaiah Hazel | DB | 6-1 | 205 | So. | Upper Marlboro, Md. / Wise |
| 15 | Brian Cobbs | WR | 6-2 | 210 | Jr. | Alexandria, Va. / Hayfield |
| 16 | Ayinde Eley | LB | 6-3 | 240 | Jr. | Silver Spring, Md. / Good Counsel |
| 16 | Dino Tomlin | WR | 5-11 | 180 | R-Fr. | Pittsburgh, Pa. / Shady Side |
| 17 | Nick DeGennaro | WR | 6-0 | 190 | Fr. | Old Bridge, N.J. / Hun School |
| 17 | Josh Jackson | QB | 6-2 | 218 | Sr. | Ann Arbor, Mich. / Saline / Virginia Tech |
| 18 | Josh Ettlinger | QB | 6-0 | 200 | Fr. | Baltimore, MD / Gilman School |
| 18 | Jordan Mosley | DB | 6-1 | 210 | Jr. | Havertown, Pa. / Haverford |
| 19 | Ahmad McCullough | LB | 6-1 | 216 | So. | Baltimore, Md. / Mount Saint Joseph |
| 20 | Antwaine Richardson | DB | 6-0 | 195 | Sr. | Delray Beach, Fla. / Atlantic Community |
| 21 | Darryl Jones | WR | 6-2 | 200 | Jr. | Virginia Beach, Va. / Princess Anne |
| 22 | TJ Kautai | LB | 6-1 | 240 | Jr. | Eules, Texas / Trinity / Independence CC |
| 22 | Osita Smith | DB | 6-2 | 207 | Fr. | Columbia, Md. / Wilde Lake / Milford Academy |
| 22 | Eric Najarian | QB | 6-4 | 204 | So. | Crofton, Md. / DeMatha Catholic |
| 23 | Fa'Najae Gotay | LB | 5-10 | 222 | So. | North Fort Myers, Fla. / North Fort Myers |
| 24 | Kenny Bennett | DB | 6-2 | 200 | Jr. | Philadelphia, Pa. / Academy at Palumbo |
| 25 | Beau Brade | DB | 6-1 | 201 | Fr. | Clarksville, Md. / River Hill |
| 26 | Justin Brown | WR | 6-3 | 205 | Jr. | Hillsborough, N.J. / Hillsborough |
| 26 | Erwin Byrd | DB | 5-10 | 180 | R-Fr. | Powder Springs, Ga. / McEachern |
| 27 | Devon Dickerson | DB | 6-0 | 175 | Jr. | Elkins Park, Pa. / Saint Joseph's Prep / Robert Morris |
| 27 | Joseph Petrino | K | 5-11 | 192 | Jr. | Richmond Hill, Ga. / Richmond Hill |
| 29 | Devyn King | DB | 5-11 | 176 | Fr. | Rancho Palos Verdes, Calif. / Junipero Serra-Gardena |
| 30 | Daniel Anderson | WR | 6-0 | 190 | Sr. | Upper Marlboro, Md. / Arundel |
| 30 | Durrell Nchami | LB | 6-4 | 255 | R-So. | Burtonsville, Md. / Paint Branch |
| 31 | Tahj Capehart | DB | 5-10 | 190 | Jr. | Virginia Beach, Va. / Bishop Sullivan Catholic |
| 31 | Jonathan Smith | RB | 6-0 | 225 | Fr. | Owings Mills, MD / Franklin |
| 32 | Shane Mosley | DB | 5-11 | 205 | Fr. | Havertown, Pa. / Haverford |
| 32 | Rashard Jackson | RB | 5-10 | 200 | Fr. | Leonardtown, MD / St. Mary's Ryken / Lackawanna College |
| 33 | Deonte Banks | DB | 6-1 | 200 | So. | Edgewood, MD / Edgewood |
| 33 | Jha'mel Thorne | DB | 5-10 | 201 | So. | Frederick, MD / Frederick |
| 34 | Jake Funk | RB | 5-10 | 205 | R-Sr. | Gaithersburg, Md. / Damascus |
| 34 | Mo Nasili-Kite | DL | 6-2 | 305 | So. | Pittsburg, Cal. / Emerald Ridge / Independence CC |
| 35 | Challen Faamatau | RB | 5-11 | 225 | Jr. | Kalihi, Hawaii / Farrington / Coffeyville Community College |
| 35 | Kobi Thomas | LB | 6-1 | 215 | So. | Hyattsville, Md. / DeMatha Catholic |
| 36 | Cortez Andrews | LB | 6-0 | 230 | So. | Tallahassee, Fla. / Amos P. Godby |
| 37 | Lavonte Gater | DB | 5-10 | 170 | So. | Washington, D.C. / Ballou |
| 38 | Glendon Miller | DB | 6-2 | 197 | Fr. | Orange Park, Fla. / Ridgeview |
| 39 | Deshawn Holt | LB | 6-4 | 240 | R-Fr. | Waldorf, Md. / Westlake |
| 40 | Sebastian Alonso | LS | 5-10 | 205 | Fr. | Miami, Fla. / Belen Jesuit |
| 40 | Owura Berko | DB | 6-0 | 185 | So. | Crofton, Md. / The Severn School |
| 41 | Jordan Castleberry | RB | 5-8 | 185 | R-Fr. | Lakewood, Ohio / St. Edwards / Michigan |
| 41 | Rex Fleming | DB | 5-11 | 194 | Fr. | Owings, MD / Northern |
| 42 | Kameron Blount | TE | 6-2 | 240 | R-Fr. | Waldorf, Md. / St. Charles |
| 43 | Hunter Patrick | K | 6-1 | 183 | Fr. | Parkton, MD / Hereford |
| 44 | Chance Campbell | LB | 6-3 | 235 | Jr. | Towson, Md. / Calvert Hall |

ALPHABETICAL ROSTER

| No. | Name | Pos. |
|-----|---------------------|------|
| 88 | Alexander, Jalen | DL |
| 40 | Alonso, Sebastian | LS |
| 30 | Anderson, Daniel | WR |
| 54 | Anderson, Spencer | OL |
| 36 | Andrews, Cortez | LB |
| 61 | Armentrout, Brian | OL |
| 56 | Audu, Shazali | LB |
| 33 | Banks, Deonte | DB |
| 10 | Baylor, Tyler | TE |
| 2 | Bennett, Jakorian | CB |
| 24 | Bennett, Kenny | DB |
| 40 | Berko, Owura | DB |
| 42 | Blount, Kameron | TE |
| 9 | Boletepeli, Joseph | DL |
| 89 | Booker Jr., Anthony | DL |
| 13 | Boone, Peny | RB |
| 25 | Brade, Beau | DB |
| 57 | Bradley, TJ | OL |
| 65 | Branch, Johari | OL |
| 26 | Brown, Justin | WR |
| 59 | Brown, Ryan | DL |
| 49 | Brownlee, David | LB |
| 58 | Bunyan, Isaac | DL |
| 99 | Burgess, Frankie | LB |
| 26 | Byrd, Erwin | DB |
| 44 | Campbell, Chance | LB |
| 31 | Capehart, Tahj | DB |
| 83 | Carriere, Carlos | WR |
| 41 | Castleberry, Jordan | RB |
| 15 | Cobbs, Brian | WR |
| 3 | Cross, Nick | DB |
| 17 | DeGennaro, Nick | WR |
| 7 | Demus Jr., Dontay | WR |
| 27 | Dickerson, Devon | DB |
| 71 | Duncan, Jaelyn | OL |
| 84 | Dyches, Corey | WR |
| 16 | Eley, Ayinde | LB |
| 88 | Ellis, Dejuan | WR |
| 18 | Ettlinger, Joshua | QB |
| 35 | Faamatau, Challen | RB |
| 81 | Fagan, Conor | TE |
| 55 | Finau, Ami | DL |
| 64 | Finger, Marcus | OL |
| 8 | Fleet-Davis, Tayon | RB |
| 41 | Fleming, Rex | DB |
| 12 | Flythe, Vincent | DB |
| 55 | Fontaine, Austin | OL |
| 14 | Foust, David | QB |
| 34 | Funk, Jake | RB |
| 37 | Gater, Lavonte | DB |
| 77 | Glasgow, Cherokee | DL |
| 74 | Glaze, Delmar | OL |
| 69 | Gorgas, Mitchell | OL |
| 23 | Gotay, Fa'Najae | LB |
| 53 | Greeley, Sean | LB |
| 75 | Green, Ja'Khi | OL |
| 52 | Gregory, Evan | OL |
| 63 | Hamilton, Tyler | OL |
| 14 | Hazel, Isaiah | DB |
| 85 | Hess, Jacob | WR |
| 39 | Holt, Deshawn | LB |
| 11 | Hyppolite, Ruben II | LB |
| 17 | Jackson, Josh | QB |
| 86 | Jackson, Malik | TE |

2020 MARYLAND FOOTBALL

| | | | | | | | | | |
|----|----------------------|-----|----|---------------------|----|------|-----|-------|---|
| 32 | Jackson, Rashard | RB | 45 | Zack Roski | TE | 6-8 | 285 | Sr. | Laurel, Md. / St. Vincent Palotti |
| 4 | Jacobs, Isaiah | RB | 46 | Greg Rose | DL | 6-3 | 271 | Jr. | Los Angeles, Cal. / DeMatha Catholic / Lackawanna College |
| 5 | Jarrett, Rakim | WR | 47 | James Rosenberg | LS | 5-11 | 207 | Jr. | Columbus, Ohio / Olentangy |
| 21 | Jones, Darryl | WR | 49 | David Brownlee | LB | 6-3 | 230 | Jr. | Forestville, Md. / Bishop McNamara |
| 6 | Jones, Jashaun | WR | 50 | Alex Simet | LB | 5-10 | 220 | So. | Towson, Md. / Towson |
| 73 | Jordan, Johnny | OL | 51 | Jacob Purcell | DL | 6-2 | 225 | So. | Owings, Md. / Northern |
| 22 | Kautai, TJ | LB | 52 | Evan Gregory | OL | 6-4 | 315 | So. | Hyattsville, Md. / DeMatha Catholic |
| 29 | King, Devyn | DB | 53 | Sean Greeley | LB | 5-11 | 210 | So. | Havre de Grace, Md. / Havre de Grace |
| 12 | LeGendre, Lance | QB | 54 | Spencer Anderson | OL | 6-5 | 330 | So. | Bowie, Md. / Bishop McNamara |
| 80 | Leonard, Sean | WR | 55 | Ami Finau | DL | 6-2 | 330 | Jr. | Eules, Texas / Eules Trinity / Independence Community College |
| 60 | Love, Khristopher | OL | 55 | Austin Fontaine | OL | 6-3 | 320 | So. | Hyattsville, Md. / DeMatha Catholic |
| 78 | Lunsford, Mason | OL | 56 | Shazali Audu | LB | 6-0 | 225 | Fr. | Abuja, Nigeria / Richard Montgomery |
| 19 | McCullough, Ahmad | LB | 57 | TJ Bradley | OL | 6-8 | 325 | Sr. | Leesburg, Va. / Tuscarora |
| 2 | McDougle, DaeJaun | WR | 58 | Isaac Bunyun | DL | 6-3 | 294 | Fr. | Beltsville, MD / High Point |
| 90 | Miller, B'Ahmad | DL | 58 | Paul Mouring | LS | 5-10 | 182 | So. | Centerville, MD / Calvert Hall |
| 38 | Miller, Glendon | DB | 59 | Ryan Brown | DL | 6-1 | 274 | Fr. | Dunkirk, Md. / Northern |
| 72 | Minor, Marcus | OL | 60 | Khristopher Love | OL | 6-3 | 345 | Fr. | Miami Gardens, Fla. / American Heritage |
| 70 | Moran, Amelio | OL | 61 | Brian Armentrout | OL | 6-3 | 280 | Fr. | Bel Air, Md. / C. Milton Wright |
| 18 | Mosley, Jordan | DB | 63 | Tyler Hamilton | OL | 6-2 | 300 | Sr. | Bowie, Md. / St. Vincent Palotti HS |
| 32 | Mosley, Shane | DB | 64 | Marcus Finger | OL | 6-5 | 318 | R-Fr. | Fort Myers, Fla. / Fort Myers |
| 58 | Mouring, Paul | LS | 65 | Johari Branch | OL | 6-3 | 330 | Jr. | Chicago, Ill. / Phillips Academy |
| 22 | Najarian, Eric | QB | 68 | Sean Wilkins | OL | 6-4 | 290 | Fr. | Gambrills, MD / Arundel |
| 34 | Nasili-Kite, Mo | DL | 69 | Mitchell Gorgas | OL | 6-4 | 270 | Fr. | Shrewsbury, Mass. / IMG Academy |
| 30 | Nchami, Durell | LB | 70 | Amelio Moran | OL | 6-6 | 330 | So. | Virginia Beach, Va. / Princess Anne / Lackawanna College |
| 9 | Okonkwo, Chigoziem | TE | 71 | Jaelyn Duncan | OL | 6-6 | 315 | So. | Owings Mills, Md. / St. Frances Academy |
| 97 | Okuayinonu, Sam | DL | 72 | Marcus Minor | OL | 6-4 | 310 | Jr. | Lanham, Md. / DeMatha Catholic HS |
| 43 | Patrick, Hunter | K | 73 | Johnny Jordan | OL | 6-1 | 305 | Sr. | Leesburg, Va. / Gonzaga HS |
| 98 | Pecorella, Anthony | P | 74 | Delmar Glaze | OL | 6-4 | 316 | Fr. | Charlotte, N.C. / West Mecklenburg |
| 77 | Perkins, Zachary | OL | 75 | Ja'Khi Green | OL | 6-6 | 315 | Fr. | Palmer Park, Md. / St. Frances Academy |
| 27 | Petrino, Joseph | K | 77 | Cherokee Glasgow | DL | 6-2 | 280 | Jr. | Mt. Vernon, N.Y. / Mount Vernon HS / Lackawanna CC |
| 51 | Purcell, Jacob | LB | 77 | Zach Perkins | OL | 6-5 | 335 | Fr. | Wesley Chapel, Fla. / Berkeley Preparatory School |
| 20 | Richardson, Antwaine | DB | 78 | Mason Lunsford | OL | 6-6 | 310 | R-Fr. | Olney, Md. / Good Counsel |
| 96 | Rockhill, Tyler | K/P | 80 | Sean Leonard | WR | 6-1 | 190 | Fr. | Crofton, MD / South River |
| 95 | Rogers, Lawtez | DL | 81 | Conor Fagan | TE | 6-7 | 260 | Fr. | Clarksburg, MD / Gonzaga College |
| 46 | Rose, Greg | LB | 83 | Carlos Carriere | WR | 6-5 | 195 | Jr. | Alpharetta, Ga. / Alpharetta HS |
| 47 | Rosenberry, James | LS | 84 | Corey Dyches | WR | 6-1 | 219 | Fr. | Oxon Hill, Md. / Potomac |
| 45 | Roski, Zack | TE | 85 | Jacob Hess | WR | 5-11 | 154 | Fr. | Walkersville, MD / Walkersville |
| 50 | Simet, Alex | LB | 86 | Malik Jackson | TE | 6-3 | 245 | R-Fr. | Fort Meade, Md. / Meade |
| 87 | Simmons, Hunter | K | 87 | Hunter Simmons | K | 6-0 | 157 | Fr. | Rehoboth Beach, Del. / Salesianum |
| 22 | Smith, Osita | DB | 88 | Jalen Alexander | DL | 6-3 | 277 | So. | Chesapeake, Va. / Western Branch |
| 1 | Smith, Shaq | LB | 88 | DeJuan Ellis | WR | 5-11 | 184 | R-So. | Accokeek, Md. / McDonogh School / Virginia Tech |
| 91 | Smith, Tre | DL | 89 | Anthony Booker, Jr. | DL | 6-3 | 320 | R-Fr. | Cincinnati, Ohio / Winton Woods |
| 99 | Spangler, Colton | P | 90 | B'Ahmad Miller | DL | 6-2 | 285 | Jr. | Newark, Del. / St. Frances Academy |
| 12 | Still, Tarheeb | CB | 91 | Tre Smith | DL | 6-3 | 300 | Fr. | Frostburg, MD / Mountain Ridge |
| 3 | Tagovailoa, Taulia | QB | 91 | Almosse Titi | DL | 6-2 | 305 | RSo. | Tampa, Fla. / Jefferson / Iowa Western CC |
| 35 | Thomas, Kobi | LB | 92 | Greg Torcaso | K | 5-8 | 175 | So. | Ellicott City, MD / DeMatha Catholic / Howard CC |
| 33 | Thorne, Jha'mel | RB | 93 | Riyad Wilmot | DL | 6-4 | 255 | Fr. | Ft. Lauderdale, FL / St. Thomas Aquinas |
| 91 | Titi, Almoose | DL | 95 | Lawtez Rogers | DL | 6-4 | 275 | Jr. | Landover, Md. / Eleanor Roosevelt HS |
| 16 | Tomlin, Dino | WR | 96 | Tyler Rockhill | K | 6-0 | 185 | Sr. | Street, MD / St Pauls School |
| 92 | Torcaso, Gregory | K | 97 | Sam Okuayinonu | DL | 6-1 | 290 | Sr. | Lowell, Mass. / Lowell / Mesabi Range CC |
| 68 | Wilkins, Sean | OL | 98 | Anthony Pecorella | P | 6-3 | 210 | So. | Malverne, N.Y. / Chaminade |
| 93 | Wilmot, Riyad | DL | 99 | Frankie Burgess | LB | 6-2 | 225 | Fr. | Pahokee, Fla. / Pahokee HS |
| | | | 99 | Colton Spangler | P | 6-1 | 175 | So. | Pasadena, Md. / Chesapeake |

Pronunciation Guide

| | | | | | |
|-------------------|---------------------|-------------------|--------------------|---------------------|--------------------------------|
| Shazali Audu | Ow-Doo | Ami Finau | Aw-me Fee-now | Mo Nasili-Kite | Nah-sillee Kee-tay |
| Owura Berko | Oh-WOO-rah | Tayon Fleet-Davis | Tay-on | Durell Nchami | Cham-ee (n is silent) |
| Joseph Boletepeli | Bow-leh-teh-peh-lee | Lavonte Gater | GAY-ter | Chigoziem Okonkwo | Chiggo-zem OH-konk-woe |
| Johari Branch | Joe-hah-ree | Mitchell Gorgas | Gorge-jass | Sam Okuayinonu | oh-KOO-whan-ohh |
| Carlos Carriere | Carrier | Fa'Najae Gotay | Fah-nah-jay GO-tay | Antwaine Richardson | Ant-won |
| Nick DeGennaro | DEE-Gennaro | Ja'Khi Green | Jah-kie | Osita Smith | Oh-see-tah |
| Dontay Demus Jr. | DEE-miss | Ruben Hyppolite | Hippo-light | Taulia Tagovailoa | TAU-leah tongue-uh-vai-LO-uh |
| Corey Dyches | Dye-Chiss | Rakim Jarrett | Rah-KIM | Jha'mel Thorne | Jah-mel |
| Ayinde Eley | Uh-yin-day Eel-E | Jashaun Jones | Jay-shawn | Almoose Titi | Almost (without the T) Tee-tee |
| Dejuan Ellis | Deh-Juan | Lance LeGendre | Luh-ZHON | Riyad Wilmot | Ree-yad |
| Challen Faamatau | Fah-ah-mah-tau | B'Ahmad Miller | Bee-Ahmad | | |

DEPTH CHART

(Week Three)

OFFENSE

| | | | | | |
|-----------|---------------|--------------------------|-------------|------------|-----------------|
| X | 6 | Jeshaun Jones | 6-1 | 185 | R-So.-1V |
| | 21 | Darryl Jones | 6-2 | 200 | Jr.-2V |
| Z | 7 | Dontay Demus Jr. | 6-3 | 217 | Jr.-2V |
| | 83 | Carlos Carriere | 6-5 | 195 | Jr.-2V |
| OR | 16 (d) | Dino Tomlin | 5-11 | 180 | RFr.-RS |
| H | 15 | Brian Cobbs | 6-2 | 210 | Jr.-2V |
| | 5 | Rakim Jarrett | 6-0 | 200 | Fr.-HS |
| Y | 10 | Tyler Baylor | 6-4 | 255 | So.-1V |
| | 86 | Malik Jackson | 6-3 | 245 | RFr.-RS |
| LT | 71 | Jaelyn Duncan | 6-6 | 315 | So.-1V |
| | 57 | TJ Bradley | 6-8 | 325 | Sr.-3V |
| OR | 74 | Delmar Glaze | 6-4 | 316 | Fr.-HS |
| LG | 65 | Johari Branch | 6-3 | 330 | Jr.-TR |
| | 78 | Mason Lunsford | 6-6 | 310 | RFr.-RS |
| C | 73 | Johnny Jordan | 6-1 | 305 | Sr.-3V |
| | 72 | Marcus Minor | 6-4 | 310 | Jr.-2V |
| RG | 72 | Marcus Minor | 6-4 | 310 | Jr.-2V |
| | 52 | Evan Gregory | 6-4 | 310 | So.-1V |
| RT | 54 | Spencer Anderson | 6-5 | 330 | So.-1V |
| | 70 | Amelio Moran | 6-6 | 330 | So.-1V |
| RB | 34 (d) | Jake Funk | 5-10 | 205 | RSr.-4V |
| | 8 | Tayon Fleet-Davis | 6-0 | 220 | Sr.-3V |
| OR | 4 | Isaiah Jacobs | 5-11 | 221 | Fr.-HS |
| QB | 3 (d) | Taulia Tagovailoa | 5-11 | 205 | So.-TR |
| | 12 (d) | Lance LeGendre | 6-1 | 215 | RFr.-RS |

DEFENSE

| | | | | | |
|---------------|---------------|----------------------------|-------------|------------|---------------|
| END | 95 | Lawtez Rogers | 6-4 | 275 | Jr.-2V |
| | 9 (d) | Joseph Boletepeli | 6-4 | 260 | So.-TR |
| NOSE | 55 (d) | Ami Finau | 6-2 | 330 | Jr.-TR |
| | 91 | Almosse Titi | 6-2 | 305 | R-So.-TR |
| TACKLE | 97 (d) | Sam Okuayinonu | 6-1 | 290 | Sr.-3V |
| | 34 (d) | Mosiah Nasili-Kite | 6-2 | 305 | So.-TR |
| JACK | 9 (d) | Joseph Boletepeli | 6-4 | 260 | So.-TR |
| | 39 | Deshawn Holt | 6-4 | 240 | RFr.-RS |
| MIKE | 44 | Chance Campbell | 6-3 | 235 | Jr.-2V |
| | 11 | Ruben Hyppolite II | 6-1 | 225 | Fr.-HS |
| WILL | 16 (d) | Ayinde Eley | 6-3 | 240 | Jr.-2V |
| OR | 23 | Fa'Najae Gotay | 5-10 | 222 | So.-1V |
| SAM | 19 | Ahmad McCullough | 6-1 | 216 | So.-1V |
| | 99 (d) | Frankie Burgess | 6-2 | 225 | Fr.-HS |
| CB | 12 (d) | Tarheeb Still | 6-1 | 182 | Fr.-HS |
| | 24 | Kenny Bennett | 6-2 | 200 | Jr.-2V |
| S | 3 (d) | Nick Cross | 6-1 | 210 | So.-1V |
| | 20 | Antwaine Richardson | 6-0 | 195 | Sr.-3V |
| S | 18 (d) | Jordan Mosley | 6-1 | 210 | Jr.-2V |
| OR | 20 | Antwaine Richardson | 6-0 | 195 | Sr.-3V |
| CB | 33 | Deonte Banks | 6-1 | 200 | So.-1V |
| OR | 2 (d) | Jakorian Bennett | 5-11 | 200 | Jr.-TR |

CAREER START CHART

| OFFENSE | | | | | | |
|-------------|-----|-----|-----|-----|-------|------|
| Player | '17 | '18 | '19 | '20 | Strk. | Car. |
| Anderson | - | - | 1 | 2 | 2 | 3 |
| Branch | - | - | - | 2 | 2 | 2 |
| Carriere | - | - | 2 | 0 | - | 2 |
| Cobbs | - | 2 | 3 | 2 | 5 | 7 |
| Demus Jr. | - | 1 | 12 | 2 | 15 | 15 |
| Duncan | - | - | 11 | 2 | 13 | 13 |
| Fleet-Davis | 0 | 1 | 0 | 0 | - | 1 |
| Funk | 0 | 0 | 0 | 2 | 2 | 2 |
| Jarrett | - | - | - | 2 | 2 | 2 |
| Jordan | - | 6 | 6 | 2 | 2 | 14 |
| D. Jones | - | 0 | 8 | - | - | 8 |
| J. Jones | - | 2 | 0 | 2 | 2 | 4 |
| Minor | 1 | 3 | 9 | 2 | 7 | 15 |
| Tagovailoa | - | - | - | 2 | 2 | 2 |

| DEFENSE | | | | | | |
|-------------|-----|-----|-----|-----|-------|------|
| Player | '17 | '18 | '19 | '20 | Strk. | Car. |
| Banks | - | - | 8 | 1 | 1 | 9 |
| Byrd | - | - | 0 | 2 | 2 | 2 |
| J. Bennett | - | - | - | 1 | - | 1 |
| Campbell | - | - | 2 | 2 | 2 | 4 |
| Cross | - | - | 5 | 1 | - | 6 |
| Eley | - | 1 | 9 | 0 | - | 10 |
| Finau | - | - | - | 2 | 2 | 2 |
| Gotay | - | - | 1 | 2 | 3 | 3 |
| Mosley | - | 0 | 7 | 2 | 2 | 9 |
| Nasili-Kite | - | - | - | 2 | 2 | 2 |
| Nchami | - | - | - | 1 | - | 1 |
| Okuayinonu | - | - | 1 | 1 | 1 | 2 |
| Richardson | 3 | 10 | 0 | 1 | 1 | 14 |
| Rogers | - | 0 | 2 | 2 | 2 | 4 |

SPECIALISTS



| | | | | | |
|-----------|---------------|------------------------|-------------|------------|-----------------|
| KR | 4 | Isaiah Jacobs | 5-11 | 221 | Fr.-HS |
| | 5 | Rakim Jarrett | 6-0 | 200 | Fr.-HS |
| OR | 6 | Jeshaun Jones | 6-1 | 185 | R-So.-1V |
| PR | 6 | Jeshaun Jones | 6-1 | 185 | R-So.-1V |
| | 12 (d) | Tarheeb Still | 6-1 | 182 | Fr.-HS |
| H | 99 (d) | Colton Spangler | 6-1 | 175 | So.-1V |

Note: "ORs" are all listed alphabetically

PROJECTED STARTERS: OFFENSE

| | | |
|------------------------|---|--|
| QB 3 |  | TAULIA TAGOVAILOA • 5-11 • 205 • SO.-TR. Big Ten Co-Offensive Player of the Week; Davey O'Brien Award Great 8; Maxwell Award Player of the Week; Manning Award Star of the Week Completed 26 of 35 passes for 394 yards and three touchdowns vs. Minnesota (10/30), while rushing for another two touchdowns and 59 yards. Season Stats: 40-of-60, 488 yards, three touchdowns passing; 11 carries, 43 yards, 2 touchdowns rushing Consensus four-star recruit out of HS; Brother of Miami Dolphins QB Tua Tagovailoa |
| RB 34 |  | JAKE FUNK • 5-10 • 205 • RSR.-4V Had the 11th-most rushing yards all-time in a single game vs. Minnesota (10/30) with 221, averaging 10.5 yards per carry and scoring two TDs Third in the Big Ten with 256 rushing yards on 27 carries, an average of 9.5 yards per carry Has 708 yards rushing on 102 carries and eight touchdowns in 33 games played during Maryland career Earned first start of career in Week One at Northwestern, rushing for 35 yards on six carries with a long of 24 |
| WR 6 |  | JESHAUN JONES • 6-1 • 185 • R-SO.-1V Posted first career 100-yard game vs. Minnesota (10/30), with 103 receiving yards on three catches, including a 76-yard touchdown reception Led Maryland with five receptions for 37 yards in Week One at Northwestern; Comes back from ACL injury that kept him out of 2019 season Career: 28 receptions for 411 yards and six receiving touchdowns Scored 7 TDs (5 receiving, 2 rushing) as freshman, posting 22 receptions for 288 yards and 18 rushes for 173 yards, and a 20-yard passing TD; |
| WR 7 |  | DONTAY DEMUS JR. • 6-3 • 217 • JR.-2V 2020 Athlon Sports Preseason All-Big Ten; 2019 Honorable Mention All-Big Ten (coaches) Posted third career 100-yard game vs. Minnesota (10/30), tallying seven receptions for 101 yards and a touchdown Led the Terps in every receiving category last season; Tallied 41 receptions for 625 yards and six touchdowns Was first Maryland sophomore with six receiving touchdowns in a season since DJ Moore also had six in 2016 |
| WR 15 |  | BRIAN COBBS • 6-2 • 210 • JR.-2V Has started in five straight games dating back to last season where he appeared in 11 of 12 games Tallied four receptions for 52 yards including a huge 30-yard grab vs. Minnesota (10/30) Second on team in 2019 with 243 receiving yards on 16 receptions Career: 23 receptions for 347 yards; Father, Robert played football at Penn State |
| T 71 |  | JAELYN DUNCAN • 6-6 • 315 • So.-1V Appeared in all 12 games last season, has started in 13 straight games Helped lead Maryland to 45 point, 675 yard output against Minnesota (10/30), the most in a Big Ten game since 10/27/18. Was a four-star recruit according to ESPN, Ranked third overall in the state of Maryland by ESPN |
| G 65 |  | JOHARI BRANCH • 6-3 • 330 • JR.-TR Has started in first two Maryland appearances Part of Terps offensive line that is 3rd in the Big Ten and 25th in the nation, only allowing 1.5 sacks per game Transferred to Maryland from Independence Community College; Rated the No. 2 JUCO offensive guard in the nation by JCGridiron.com Won the 2019 Jayhawk Championship at Independence Community College |
| C 73 |  | JOHNNY JORDAN • 6-1 • 305 • SR-3V 2019 & 2020 Rimington Trophy Watch List Has started 14 games at center over last two seasons Blocked for QB Taulia Tagovailoa, who accumulated 453 yards and five touchdowns in win over Minnesota (10/30) 2019 Academic All-Big Ten |
| T 54 |  | SPENCER ANDERSON • 6-5 • 330 • SO.-1V Has started in first two games of season for Maryland Helped part way for RB Jake Funk vs. Minnesota (10/30), who had the 11th-most rushing yards ever by a Terp in a single game with 221 In first start of career at right tackle at Rutgers (10/5/19), blocked for an offense that scored 48 points and tallied 490 yards Was undefeated on the chess team at his school |
| G 72 |  | MARCUS MINOR • 6-4 • 310 • JR.-1V Has appeared in 24 games in career; Started in all 10 games he appeared in at right tackle last season Part of Terps offensive line that is 3rd in the Big Ten and 25th in the nation, only allowing 1.5 sacks per game Helped lead Maryland to 45 point, 675 yard output against Minnesota (10/30), the most in a Big Ten game since 10/27/18. Had summer internship at WBGR Sports Network where he had his own radio show |
| TE 10 |  | TYLER BAYLOR • 6-4 • 255 • SO.-1V Transitions to tight end from the defensive line Tallied 10 tackles (five solo) including 1.5 for loss and a fumble recovery last season Did not play football until junior year of high school |

OTHER NOTABLES

| | | |
|------------------------|---|--|
| WR 5 |  | RAKIM JARRETT • 6-0 • 200 • FR.-HS First WR to start first two games of true freshman season since Doug Patterson in 1997 Tallied six receptions for 68 yards in win over Minnesota (10/30) Five star receiver out of St. John's College HS; Maryland's top ranked 2020 signee; Nation's No. 20 ranked recruit; 2019 Washington Post All-Met Offensive Player of the Year; 2020 Under Armour All-American; Three-time First Team WCAC |
| WR 21 |  | DARRYL JONES • 6-2 • 200 • JR.-2V Has appeared in all 26 games over first two-plus seasons, with eight starts last season Tallied nine receptions for 158 yards in 2019 Has 359 career receiving yards Was fifth ranked overall recruit out of Virginia in 2018 |

PROJECTED STARTERS: DEFENSE

END
9



LAWTEZ ROGERS • 6-4 • 275 • JR.-2V
 Appeared in 22 games over last two seasons
 Started in first two games of season; Tallied career-high seven tackles (five solo) vs. Minnesota (10/30)
 Has 22 career tackles (15 solo), two tackles for loss and a sack

NOSE
55



AMI FINAU • 6-2 • 330 • JR.-TR
 Has started first two games of season; Tallied six tackles
 Transfer from Independence Community College; Tallied 35 tackles (19 solo) and 7.5 tackles for loss last season for Independence CC
 Second Team All-Jayhawk Conference; First Team All-State Defensive Tackle in high school.

T
97



SAM OKUYINONU • 6-1 • 290 • SR.-1V
 Earned start and was named captain vs. Minnesota (10/30)
 Matched a career-high with seven tackles (three solo) with 0.5 for loss against Northwestern
 Appeared in 11 of 12 games last year with one start

JACK
9



JOSEPH BOLETEPELELI • 6-4 • 260 • SO.-1V
 Posted three tackles in Maryland debut at Northwestern (10/24)
 Transfer from NC State
 Tallied over 200 career tackles, 60 tackles for loss and 21 sacks in high school

MIKE
44



CHANCE CAMPBELL • 6-3 • 235 • JR.-2V
 Leads FBS with 14 tackles per game and stands second in FBS and first in Big Ten with 7.5 solo tackles per game
 Most tackles by a Terp over a two game span since Cole Farrand in 2014
 Career: 92 tackles, 8.5 tackles for loss, one sack

WILL
16



AYINDE ELEY • 6-3 • 240 • JR-2V
 2019 Honorable Mention All-Big Ten (coaches)
 Tallied eight tackles against Northwestern (10/24)
 and seven tackles against Minnesota (10/30) to start season.

OR
23



FA'NAJAE GOTAY • 5-10 • 222 • SO-1V
 Started in 3 straight games dating back to last year
 Has nine tackles (three solo) through first 2 games
 Appeared in nine games last year with start in finale

SAM
19



AHMAD McCULLOUGH • 6-1 • 216 • SO-1V
 Has three tackles over first two games of the season; Has appeared in six games over career
 Older brother, Jeremiah, plays football at University of Kansas
 Father was offered a scholarship to play football at University of Maryland

S
3



NICK CROSS • 6-1 • 210 • SO.-1V
 2020 Athlon Sports Preseason All-Big Ten; 2019 Honorable Mention All-Big Ten (Coaches)
 Matched career-high with nine tackles (five solo) in season opener at Northwestern (10/24)
 Tallied 45 tackles (30 solo) including one for loss during freshman season
 Led the Terps with two interceptions (Penn State, 9/27 & Nebraska, 11/23); 2019 PFF First Team All-Freshman

S
18



JORDAN MOSLEY • 6-1 • 210 • JR-2V
 Set career-high with 11 tackles (seven solo) vs. Minn.
 Tallied seven tackles in season opener at NW
 Younger brother, Shane is freshman on team

OR
20



ANTWAIN RICHARDSON • 6-0 • 195 • SR-3V
 Missed 2019 due to injury; Started vs. Minnesota
 63 career tackles; 2.5 TFL; 1 INT
 Was 5th on the team, totaling 41 tackles in 2018

CB
33



DEONTE BANKS • 6-1 • 200 • SO.-1V
 Posted four tackles in season opener at Northwestern
 Started in eight straight games to end 2019 season
 Tallied 28 tackles with one INT and two PBU last year

OR
2



JAKORIAN BENNETT • 5-11 • 200 • JR.-TR
 Earned start in first game as a Terp, posted 3 tackles
 Transfer from Hutchinson Community College
 2019 First Team All-Kansas Jayhawk CC

CB
12



TARHEEB STILL • 6-1 • 182 • FR-HS
 Earned start in first two games of season, becoming the first Maryland true freshman corner to do so since at least 1994
 Posted five tackles (four solo) in win vs. Minnesota ; Started in debut at Northwestern, posting four tackles
 Top 20 player out of New Jersey; WR in HS

SPECIAL TEAMS

K
27



JOSEPH PETRINO • 5-11 • 192 • JR.-2V
 Career: 16/22 FGs, 82/85 PATs; Long: 51 yards (vs. MINN)
 Has started in every game of two-plus year career; Set career long with a crucial 51-yarder to bring Terps within a TD vs. Minnesota
 Highest field goal percentage in the Big Ten in 2018 (85.7).

P
98



ANTHONY PECORELLA • 6-3 • 210 • SO.-1V
 Tallied 32 punts for 1,320 yards last season (41.25 average), placing 8 inside the 20, five over 50 yards with a long of 62 and 13 fair catches
 Has two punts for 81 yards (40.5 avg.) this season
 Has second degree black belt

OR
P
99



COLTON SPANGLER • 6-1 • 175 • SO.-1V
 Tallied 43 punts for 1,705 yards (39.65 average) with a long of 60; Pinned 12 punts inside the 20 yards and booted four over 50 yards
 Punted four times for 151 yards (37.8 yards per punt) and placed one inside the 20 at Northwestern
 All-County punter, Helping Chesapeake team win 2018 Class 3A East Region title in HS
 Loves to fish

7 | DONTAY DEMUS JR.

Jr. • Wide Receiver • 6-3 • 200

Washington D.C. • Friendship Collegiate HS

Major: Family Science

Career Honors

- 2020 Athlon Sports Preseason All-Big Ten
- 2019 Honorable Mention All-Big Ten (coaches)



DEMUS JR.'S CAREER STATS

RECEIVING

| YR. | G-GS | REC | YDS | AVG | TD | LP | AVG/G |
|---------------|--------------|-----------|-------------|-------------|----------|-----------|-------------|
| 2018 | 12-0 | 13 | 278 | 21.4 | 0 | 56 | 23.2 |
| 2019 | 12-12 | 41 | 625 | 15.2 | 6 | 80 | 52.1 |
| 2020 | 2-2 | 11 | 142 | 12.9 | 1 | 25 | 71 |
| Totals | 26-14 | 65 | 1045 | 16.1 | 7 | 80 | 40.2 |

DEMUS JR.'S CAREER HIGHS

| | |
|--------------------------|----------------------------------|
| Receiving Yards | 105 (at Purdue, 10/12/19) |
| Receptions | 10 (at Purdue, 10/12/19) |
| Long Reception | 80 (at Rutgers, 10/5/19) |
| Touchdowns | 2 (Howard, 8/31/19) |
| 100-Yard Receiving Games | 3 (Last vs. Minnesota, 10/30/20) |

As a Junior (2020): Had third career 100-yard receiving game vs. Minnesota (10/30), tallying seven receptions for 101 yards and a touchdown.

As a Sophomore (2019): One of five Maryland players to start in all 12 games ... Honorable Mention All-Big Ten selection ... Led the Terps in every receiving category ... Tallied 41 receptions for 625 yards and six touchdowns, averaging 52.08 yards per game ... First Maryland sophomore with six receiving touchdowns in a season since DJ Moore also had six in 2016 ... 625 receiving yards are 23rd most in a single season all-time by a Terp ... Recorded at least one reception in all 12 games and in 15 straight games dating back to 2018 ... Tallied two 100-yard receiving games (Howard, 8/31; at Purdue, 10/12) ... Had seven receptions for 96 yards and a 44-yard touchdown in season finale at Michigan State (11/30) ... Recorded fifth touchdown of the year on 26-yard pass at #1 Ohio State (11/9) ... Caught five passes for 82 yards and a 15-yard touchdown reception vs. Indiana (10/19) ... Had huge game at Purdue, tallying 10 receptions for 105 yards, Maryland's first WR with 10 receptions in a game since DJ Moore in 2017 ... Opened the game at Rutgers (10/5) with a career-long 80-yard touchdown reception, breaking free on a slant pattern; finished game with three receptions for 94 yards ... Led the Terps with 42 receiving yards at Temple (9/14) ... Had standout season opener vs. Howard (8/31): catching three balls for 100 yards, Maryland's first 100-yard receiver in two years ... Caught first two career touchdown passes, including the Terps first of the season ... First WR to catch two touchdowns since DJ Moore vs. Northwestern on Oct. 14, 2017

As a Freshman (2018): Appeared in all 12 games, notching his first collegiate start in the final game of the season at #15 Penn State (11/24) ... Caught three passes over 50 yards, the most on the team ... Third on the team with 13 receptions for 278 yards ... Notched three receptions for 35 yards in first start at #15 Penn State (11/24) ... Caught a season-long 56 yard pass from QB Tyrell Pigrome to set up a Maryland field goal vs. #9 Ohio State (11/17) ... Grabbed a career-best four balls for 98 yards at Indiana (11/10), including a nifty 51 yard catch on Maryland's go-ahead touchdown drive in the fourth quarter ... Posted two receptions for 69 yards, including a 52 yard catch vs. Illinois (10/27) ... Caught first pass of his career with a five yard reception vs. Minnesota (9/22).

Before Maryland: A consensus 3-star recruit across all major recruiting outlets ... rated the ninth overall player in D.C. by 247sports.com and ESPN ... a Second Team All-Metro selection as a senior, posting 66 catches for 1,167 yards and 12 touchdowns ... helped lead Friendship Collegiate to an 8-4 record and a trip to the DCSAA Class AA championship game in 2017 ... selected Maryland over Michigan State and Wisconsin, among others



3 | NICK CROSS

So. • Defensive Back • 6-1 • 212

Bowie, Md. • DeMatha Catholic HS

Career Honors

- 2020 Athlon Sports Preseason All-Big Ten
- 2019 Honorable Mention All-Big Ten (Coaches)



CROSS' CAREER STATS

| YR. | G-GS | UA | A | TOT | TFL-YDS | PBU | FF | FR | INT | SACKS |
|---------------|-------------|-----------|-----------|-----------|---------------|----------|----------|----------|------------|--------------|
| 2019 | 12-5 | 30 | 15 | 45 | 1.0-14 | 5 | 0 | 0 | 2-0 | 0.0-0 |
| 2020 | 2-1 | 6 | 5 | 11 | 0-0 | 0 | 0 | 0 | 0-0 | 0.0-0 |
| Totals | 14-6 | 36 | 20 | 56 | 1.0-14 | 5 | 0 | 0 | 2-0 | 0.0-0 |

CROSS' CAREER HIGHS

| | |
|---------------|--|
| Tackles | 9 (2x, last at Northwestern, 10/24/20) |
| Solo Tackles | 6 (at #1 Ohio State, 11/9/19) |
| Interceptions | 1 (2x, last vs. Nebraska, 11/23/19) |

As a Sophomore in 2020: Started in first game of season, matching career-best with nine tackles (five solo)

As a Freshman in 2019: Appeared in all 12 games with five starts ... Tallied 45 tackles (30 solo) including one for loss ... Led the team with two interceptions and five pass breakups ... Tallied second career interception vs. Nebraska (11/23), picking off Adrian Martinez in end zone ... Totaled a career-high nine tackles (six solo) at #1 Ohio State (11/9) ... Recorded seven tackles (four solo) at #17 Minnesota (10/26) ... Earned first career start vs. Indiana (10/19), tallying two tackles and a pass breakup ... Caught first career interception off Sean Clifford vs. #12 Penn State (9/27) ... Tallied three tackles in back-to-back games to open career (Howard, 8/31 & #21 Syracuse, 9/7)

Before Maryland: Consensus four-star recruit across all recruiting outlets ... Top ranked player in the state of Maryland ... Member of the ESPN300 ... Participant in the Army All-American Game and The Opening ... First-Team Washington Post All-Metro selection ... Two-time First-Team WCAC selection ... Finished his senior season with 94 tackles and four interceptions ... Was coached by current Maryland running backs coach Elijah Brooks and former Maryland defensive back Josh Wilson at DeMatha ... Majoring in Business.

Personal: Son of Michael Cross and Anna Awah-Cross ... Played saxophone ... Wants to be a broadcaster or own a financial firm.

16 | AYINDE ELEY

Jr. • Linebacker • 6-3 • 226
Silver Spring, Md. • Good Counsel HS
Major: Family Science



Career Honors

• 2019 Honorable Mention All-Big Ten (coaches)

ELEY'S CAREER STATS

| YR. | G-GS | UA | A | TOT | TFL-YDS | PBU | FF | FR | INT | SACKS |
|---------------|--------------|-----------|-----------|------------|---------------|----------|----------|----------|---------------|--------------|
| 2018 | 11-1 | 6 | 5 | 11 | 0.0-0 | 1 | 0 | 1 | 1(-4) | 0.0-0 |
| 2019 | 11-9 | 44 | 35 | 79 | 4.0-11 | 3 | 0 | 2 | 1-(39) | 0.5-0 |
| 2020 | 2-0 | 6 | 9 | 15 | 1.0-2 | 0 | 0 | 0 | 0-0 | 0.0-0 |
| Totals | 24-10 | 56 | 49 | 105 | 5.0-13 | 4 | 0 | 3 | 2-(35) | 0.5-0 |

ELEY'S CAREER HIGHS

| | |
|-------------------|--|
| Tackles | 12 (at Rutgers, 10/5/19) |
| Solo Tackles | 8 (at Purdue, 10/12/19) |
| Interceptions | 1 (2x, last at Rutgers, 10/5/19) |
| Fumble Recoveries | 1 (3x, last at #1 Ohio State, 11/9/19) |
| Tackles for Loss | 1 (4x, last at Purdue, 10/12/19) |

As a Junior (2020): Tallied eight tackles against Northwestern (10/24) and seven tackles against Minnesota (10/30) to start season.

As a Sophomore (2019): Appeared in 11 games with nine starts, only missing final game of year at Michigan State (11/30) ... Second on the team with 79 tackles (44 solo) ... Led the Terps with two fumble recoveries while also posting four tackles for loss, a half sack, an interception and five pass breakups ... Tallied eight tackles and recorded a Keandre Jones forced fumble at #1 Ohio State (11/9) ... Recorded eight tackles (six solo) and half a sack vs. Indiana (10/19) ... Led Maryland with 11 tackles including a career-best eight solo stops at Purdue (10/12), with a tackle for loss ... Had career day at Rutgers (10/5), tallying an interception and returning it 39 yards while recording a game-high and career-high 12 tackles (eight solo), including one for loss ... Tallied second tackle for loss as part of five tackle game at Temple (9/14) ... Notched career-high seven tackles (six solo) and picked up second career fumble recovery off a Keandre Jones forced fumble in the first quarter vs. #21 Syracuse (9/7) ... Tallied career-high six tackles with one for loss vs. Howard (8/31)

As a Redshirt Freshman (2018): Appeared in all 12 games with one start against Rutgers (10/13) ... Totaled 13 tackles (six solo) with an interception and a pass breakup ... Recovered a fumble vs. Ohio State (11/17) ... Made first career start against Rutgers (10/13), leading team with six tackles ... Posted first career interception late in fourth quarter at Bowling Green (9/8) ... Made collegiate debut against #23 Texas (9/1).

As a Freshman (2017): Did not appear in game action.

Before Maryland: A 4-star recruit according to Scout ... a three-star recruit according to ESPN, 247Sports and Rivals ... rated as the No. 15 player in the state of Maryland via ESPN ... rated as the No. 64 OLB in the nation via ESPN ... rated as the No. 8 player in the state of Maryland via 247Sports ... rated as the No. 26 outside linebacker in the nation via 247Sports ... rated as the No. 2 OLB in the state of Maryland and No. 4 OLB in the East region via Scout ... rated the No. 22 OLB in the country via Scout ... also received offers from Ohio State, Penn State, Michigan State, West Virginia and Virginia Tech ... coached by Bob Millroy.

Personal: Son of Donald Hill-Eley and Dr. Songhai Barclift ... father played football at Virginia Union ... sports hero is Sean Taylor ... family science major



34 | JAKE FUNK

Sr. • Running Back • 5-11 • 202
Gaithersburg, Md. • Damascus HS
Major: Kinesiology



Career Honors

• Academic All-Big Ten (2017, 2018, 2019)

FUNK'S CAREER STATS

RUSHING

| YR. | G-GS | ATT | GAIN | LOST | NET | AVG | TD | LP | AVG/G |
|---------------|-------------|------------|------------|-----------|------------|------------|----------|-----------|-------------|
| 2016 | 11-0 | 29 | 141 | 5 | 136 | 4.7 | 1 | 29 | 12.3 |
| 2017 | 12-0 | 27 | 146 | 1 | 145 | 5.4 | 4 | 53 | 12.1 |
| 2018 | 3-0 | 2 | 0 | 2 | -2 | -2.0 | 0 | 0 | -0.3 |
| 2019 | 3-0 | 17 | 183 | 10 | 173 | 10.2 | 2 | 54 | 57.7 |
| 2020 | 2-2 | 27 | 257 | 1 | 256 | 9.5 | 1 | 51 | 128.0 |
| Career | 31-2 | 102 | 727 | 19 | 708 | 6.9 | 8 | 54 | 22.8 |

RECEIVING

| YR. | G-GS | REC | YDS | AVG | TD | LP | AVG/G |
|--------------|-------------|-----------|-----------|------------|----------|-----------|------------|
| 2016 | 11-0 | 7 | 42 | 6.0 | 1 | 13 | 3.8 |
| 2017 | 12-0 | 1 | 4 | 4.0 | 1 | 4 | 0.3 |
| 2018 | 3-0 | 1 | 4 | 4.0 | 0 | 4 | 1.3 |
| 2019 | 3-0 | 4 | 16 | 4.0 | 0 | 12 | 4.0 |
| 2020 | 2-2 | 5 | 31 | 6.2 | 1 | 10 | 15.5 |
| Total | 31-2 | 18 | 97 | 5.4 | 3 | 13 | 3.2 |

FUNK'S CAREER HIGHS

| | |
|----------------------|-----------------------------|
| Rushes | 21 (Minnesota, 10/30/20) |
| Rushing Yards | 221 (Minnesota, 10/30/20) |
| Rushing Touchdowns | 2 (Indiana, 10/28/17) |
| Long Rush | 54 (#21 Syracuse, 9/7/19) |
| Receptions | 5 (Minnesota, 10/30/20) |
| Reception Yards | 31 (Minnesota, 10/30/20) |
| Receiving Touchdowns | 1 (3x, Minnesota, 10/30/20) |

As a Redshirt Senior (2020): Ranks third in the Big Ten in rushing yards ... Had career day vs. Minnesota (10/30), rushing 21 times for 221 yards and a touchdown, while catching a career-best five receptions for 31 yards and another touchdown ... 221 yards are the 11th-most ever by a Terp in a single game and only the 21st 200-yard rushing game all-time by a Terp.

As a Senior (2019): Appeared in first three games of the season before tearing ACL at Temple (9/14) ... Tallied 183 rushing yards on 17 carries with two touchdowns ... Caught four passes for 16 yards ... Ran for a career-best 94 yards and a touchdown on five carries in win over #21 Syracuse (9/7), including a 54-yard scamper ... Posted 79 yards rushing on 12 attempts and a touchdown in season opening win over Howard (8/31).

As a Junior (2018): Missed all but the Texas (9/1), Indiana (11/10) and Ohio State (11/17) games ... Caught one pass for four yards vs. #23 Texas (9/1).

As a Sophomore (2017): Appeared in all 12 games, totaling 145 rushing yards and four touchdowns ... His four touchdowns carries ranked second on the team ... Named the team's Special Teams Player of the Year ... Carried five times for career-high 61 yards, including a career-long 53-yard scamper at Rutgers (11/4) ... Scored on a pair of 1-yard touchdown runs in the fourth quarter to lock up a win against Indiana (10/28) ... Caught a 4-yard touchdown at Minnesota (9/30) ... Carried three times for 32 yards vs. Towson (9/9), including a 25-yard TD ... Rushed twice for 15 yards at #23 Texas (9/2), including a 12 yard touchdown late in the fourth quarter to put the game out of reach.

As a Freshman (2016): Appeared in all 13 games, totaling 136 rush yards (4.7 yards/carry) and a touchdown ... Also had seven catches for 42 yards and a touchdown ... Had two carries for 11 yards against Rutgers (11/26) ... Carried four times for 13 yards vs. #6 Ohio State (11/12) ... Rushed five times for 20 yards at #2 Michigan (11/5) ... Made three special teams tackles at Indiana (10/29) ... Rushed six times for 33 yards vs. Purdue (10/1), and caught first career touchdown - a 9-yard pass from Tyrrell Pigrome ... Rushed twice for four yards at FIU (9/9) ... Made collegiate debut against Howard (9/3), rushing eight times for 59 yards and a touchdown.

OFFENSIVE PLAYER STATS WITH CAREER HIGHS

RB - PENY BOONE - 13 - Fr.

Major: Undecided

2020 Season Notes

- Averaged six yards per rush in Maryland debut at Northwestern (10/24), tallying 30 yards on five carries, with an 18-yard long

BOONE'S CAREER STATS

RUSHING

| YR. | G-GS | ATT | GAIN | LOST | NET | AVG | TD | LP | AVG/G |
|---------------|------------|----------|-----------|----------|-----------|------------|----------|-----------|-------------|
| 2020 | 2-0 | 6 | 32 | 1 | 31 | 5.2 | 0 | 18 | 15.5 |
| Totals | 2-0 | 6 | 32 | 1 | 31 | 5.2 | 0 | 18 | 15.5 |

WR - CARLOS CARRIERE - 83 - Jr.

Major: Sociology

2019 Season Notes

- Earned first career start at #17 Minnesota (10/26), tying career-high with three receptions
- Tallied three receptions for 35 yards at Temple (9/14)
- Recorded first career touchdown and secured two receptions for 31 yards vs. #21 Syracuse (9/7)

CARRIERE'S CAREER STATS

RECEIVING

| YR. | G-GS | REC | YDS | AVG | TD | LP | AVG/G |
|---------------|-------------|-----------|------------|-------------|----------|-----------|-------------|
| 2019 | 12-2 | 12 | 137 | 11.4 | 1 | 17 | 11.4 |
| Totals | 12-2 | 12 | 137 | 11.4 | 1 | 17 | 11.4 |

CARRIERE'S CAREER HIGHS

| | |
|-----------------|---|
| Receiving Yards | 35 (at Temple, 9/14/19) |
| Receptions | 3 (2x, last at #17 Minnesota, 10/26/19) |
| Long Reception | 16 (#21 Syracuse, 9/7/19) |

WR - BRIAN COBBS - 15 - Jr.

Major: Communications

2020 Season Notes

- Tallied four receptions for 52 yards vs. Minnesota (10/30)

2019 Season Notes

- Second on team with 243 receiving yards on 16 receptions
- Hauled in two passes for 49 yards in season finale at Michigan State (11/30)
- Earned first career start at #1 Ohio State (11/9), recording three receptions for 23 yards
- Led Maryland with a career-high four receptions for 52 yards vs. #14 Michigan (11/2)
- Hauled in career-best three receptions for 24 yards at Rutgers (10/5)
- Caught two passes for 58 yards, including a 39-yard grab vs. Howard (8/31)

2018 Season Notes

- Led the Terps with 58 receiving yards at #15 Penn State (11/24)
- Hauled in a game-high 48 yard pass at #15 Penn State (11/24)
- Caught a 35-yard pass vs. Illinois (10/27).
- Made first career start at #19 Iowa (10/20) and second vs. OSU (11/17).
- Made collegiate debut against #23 Texas (9/1).

Personal

- Father, Robert, played football at Penn State (1982-86).
- Brother, Michael, plays football at James Madison.

COBBS' CAREER STATS

RECEIVING

| YR. | G-GS | REC | YDS | AVG | TD | LP | AVG/G |
|---------------|-------------|-----------|------------|-------------|----------|-----------|-------------|
| 2018 | 12-2 | 5 | 108 | 21.6 | 0 | 48 | 9.0 |
| 2019 | 11-3 | 16 | 243 | 15.2 | 0 | 39 | 22.1 |
| 2020 | 2-2 | 4 | 52 | 13.0 | 0 | 30 | 26.0 |
| Totals | 24-6 | 25 | 403 | 16.1 | 0 | 48 | 16.8 |

COBBS' CAREER HIGHS

| | |
|-----------------|--------------------------------------|
| Receiving Yards | 58 (2x, last vs. Howard, 8/31/19) |
| Receptions | 4 (2x, last vs. Minnesota, 10/30/20) |
| Long Reception | 48 (at #15 Penn State, 11/24/18) |

WR - NICK DeGENNARO - 17 - Fr.

Major: Undecided

2020 Season Notes

- Led Maryland in receiving in his first game as a Terp at Northwestern (10/24), tallying 42 yards on three receptions, an average of 14 yards per catch

DeGENNARO'S CAREER STATS

RECEIVING

| YR. | G-GS | REC | YDS | AVG | TD | LP | AVG/G |
|---------------|------------|----------|-----------|-------------|----------|-----------|-------------|
| 2020 | 2-0 | 3 | 42 | 14.0 | 0 | 20 | 42.0 |
| Totals | 2-0 | 3 | 42 | 14.0 | 0 | 20 | 42.0 |

RB - TAYON FLEET-DAVIS - 8 - Sr.

Major: American Studies

2019 Season Notes

- Appeared in the first 10 games of the season
- Third on team with 265 rushing yards on 63 carries and fourth on team with 181 receiving yards on 15 receptions
- Scored four touchdowns (two rushing, two receiving)
- Spurred for a 12-yard touchdown in fourth quarter at #1 Ohio State (11/9)
- Hauled in a 59-yard touchdown pass, his career long reception at #17 Minnesota (10/26)
- Tallied career-best five receptions for 80 yards, including a 50-yard pass and a touchdown while rushing for 32 yards in win at Rutgers (10/5)
- Caught three passes vs. #12 Penn State (9/27)
- Ran for 67 yards and scored a touchdown vs. #21 Syracuse (9/7)
- Tied for team-lead with 79 rushing yards vs. Howard (8/31)

2018 Season Notes

- Has six offensive touchdowns (five rushing, one receiving)
- Scored overtime touchdown against Ohio State (11/17)
- Barreled in for a three yard touchdown at Indiana (11/10)
- Caught a 20 yard touchdown against Rutgers (10/13).
- Rushed 11 times for 63 yards vs. #15 Michigan (10/6).
- Recorded first career 100-yard game, posting 102 rushing yards and two touchdowns at Bowling Green (9/8).
- Led the team in rushing (31 yards) and scored first collegiate touchdown - a 17-yard run - against #23 Texas (9/1).

Personal

- Models game after Bo Jackson after watching his "30-for-30" on ESPN.
- Cousin of former Maryland men's basketball player, Dion Wiley.

FLEET-DAVIS' CAREER STATS

RUSHING

| YR. | G-GS | ATT | GAIN | LOST | NET | AVG | TD | LP | AVG/G |
|---------------|-------------|------------|------------|-----------|------------|------------|----------|-----------|-------------|
| 2017 | 6-0 | 0 | 0 | 0 | 0 | 0.0 | 0 | 0 | 0.0 |
| 2018 | 12-1 | 75 | 341 | 10 | 331 | 4.4 | 5 | 30 | 27.6 |
| 2019 | 10-0 | 63 | 280 | 15 | 265 | 4.2 | 2 | 21 | 26.5 |
| Career | 28-1 | 138 | 621 | 25 | 596 | 4.3 | 7 | 30 | 21.2 |

RECEIVING

| YR. | G-GS | REC | YDS | AVG | TD | LP | AVG/G |
|---------------|-------------|-----------|------------|-------------|----------|-----------|------------|
| 2017 | 6-0 | 0 | 0 | 0.0 | 0 | 0 | 0.0 |
| 2018 | 12-1 | 4 | 46 | 11.5 | 1 | 20 | 3.9 |
| 2019 | 10-0 | 15 | 181 | 12.1 | 2 | 59 | 18.1 |
| Totals | 28-1 | 19 | 227 | 11.9 | 3 | 50 | 8.1 |

FLEET-DAVIS' CAREER HIGHS

| | |
|----------------------|---|
| Rushes | 16 (Howard, 8/31/19) |
| Rushing Yards | 102 (at Bowling Green, 9/8/18) |
| Rushing Touchdowns | 2 (at Bowling Green, 9/8/18) |
| Long Rush | 30 (at Bowling Green, 9/8/18) |
| Receptions | 5 (at Rutgers, 10/5/19) |
| Receiving Yards | 80 (at Rutgers, 10/5/19) |
| Receiving Touchdowns | 1 (3x, last at #17 Minnesota, 10/26/19) |
| Long Reception | 59 (at #17 Minnesota, 10/26/19) |

RB - ISAIAH JACOBS - 4- Fr.

Major: Undeclared

2020 Season Notes

- Rushed six times for 15 yards in Maryland debut at Northwestern (10/24)

JACOBS' CAREER STATS

RUSHING

| YR. | G-GS | ATT | GAIN | LOST | NET | AVG | TD | LP | AVG/G |
|---------------|------------|----------|-----------|----------|-----------|------------|----------|-----------|-------------|
| 2020 | 2-0 | 6 | 20 | 5 | 15 | 2.5 | 0 | 11 | 15.0 |
| Totals | 2-0 | 6 | 20 | 5 | 15 | 2.5 | 0 | 11 | 15.0 |

WR - RAKIM JARRETT - 5- Fr.

Major: Undeclared

2020 Season Notes

- First true freshman WR to start in first two games of season since Doug Patterson in 1997
- Tallied six receptions for 68 yards in Maryland's win vs. Minnesota (10/30)
- Started in first game as a Terp at Northwestern (10/24), catching one pass

JARRETT'S CAREER STATS

| YR. | G-GS | REC | YDS | AVG | TD | LP | AVG/G |
|---------------|------------|----------|-----------|------------|----------|-----------|-------------|
| 2020 | 2-2 | 7 | 69 | 9.9 | 0 | 18 | 34.5 |
| Totals | 2-2 | 7 | 69 | 9.9 | 0 | 18 | 34.5 |

WR - DARRYL JONES - 21- Jr.

Major: Undeclared

2020 Season Notes

- Tied career-high with three receptions for 48 yards in win over Minnesota (10/30)

2019 Season Notes

- Appeared in all 12 games with eight starts
- Tallied nine receptions for 158 yards
- Led team with a career-best 70 yards receiving on three receptions, including a 40-yard grab vs. #21 Syracuse (9/7)
- Recorded two receptions for 57 yards, including a 49-yard grab vs. Howard (8/31)

2018 Season Notes

- Appeared in all 12 games as a reserve wide receiver
- Posted nine receptions for 147 yards as well as two carries for eight yards
- With the game tied at 38 in the fourth quarter against #9 Ohio State (11/17), hauled in a 60-yard pass to set up the go-ahead Terrapin touchdown
- Grabbed first career reception with a 13-yard grab vs. #23 Texas (9/1).

Personal

- Changed number from "6" to "24" prior to senior season because it was the number he wore in peewee and prep football.
- Enjoys cooking; often cooks family dinners for the running backs unit.
- Lightly regarded recruit who sent 50 emails/letters a day from his local library to college coaches to get noticed.

JONES' CAREER STATS

RECEIVING

| YR. | G-GS | REC | YDS | AVG | TD | LP | AVG/G |
|---------------|-------------|-----------|------------|-------------|----------|-----------|-------------|
| 2018 | 11-0 | 7 | 114 | 16.3 | 0 | 60 | 11.4 |
| 2019 | 12-8 | 9 | 158 | 17.6 | 0 | 49 | 13.1 |
| 2020 | 2-0 | 4 | 54 | 13.5 | 0 | 27 | 27.0 |
| Totals | 25-8 | 20 | 326 | 16.3 | 0 | 60 | 13.0 |

JONES CAREER HIGHS

| | |
|-----------------|--------------------------------------|
| Receiving Yards | 70 (#21 Syracuse, 9/7/19) |
| Receptions | 3 (2x, last vs. Minnesota, 10/30/20) |
| Long Reception | 60 (#9 Ohio State, 11/17/18) |

WR - JESHAUN JONES - 6 - RSo.

Major: Criminology & Criminal Justice

Career Honors

- National Freshman of the Week by CBS Sports (Sept. 2, 2018)
- Big Ten Co-Freshman of the Week (Sept. 3, 2018)
- Paul Hornung Award Weekly Honor Roll (Sept. 4, 2018)

2020 Season Notes

- Recorded first career 100-yard receiving game in win over Minnesota (10/30), tallying three receptions for 103 yards including a 76-yard touchdown on a slant that Jones broke free in the first quarter.
- Caught a team-best five passes for 37 yards in first game returning from ACL injury at Northwestern (10/24)

2019 Season Notes

- Redshirted due to ACL injury

2018 Season Notes

- Appeared in all 12 games with two starts (Rutgers, 10/13; at #19 Iowa, 10/20)
- Had impressive freshman year, scoring seven touchdowns (five receiving, two rushing), posting 22 receptions for 288 yards and 18 rushes for 173 yards, as well as a 20-yard passing touchdown
- Tallied most receiving touchdowns (5) by a freshman since Stefon Diggs (2012)
- Was the first Big Ten freshman to have two games with a touchdown catch and touchdown run since Ohio State's Maurice Clarett in 2003
- Caught a 27-yard touchdown pass to give Maryland a 38-31 lead in the fourth quarter against Ohio State (11/17)
- Reached the end zone for 6th time, catching touchdown at Indiana (11/10)
- Posted a rushing and receiving touchdown against Illinois (10/27) with a career-high 68 rushing yards
- Caught a eight-yard touchdown against Rutgers (10/13) in first career start
- Had a remarkable start to his collegiate career, recording a passing, rushing and receiving touchdown on each of his first three touches to earn Big Ten Freshman of the Week
- First freshman since Marcus Mariota (Oregon) in 2012 to record a passing, rushing and receiving touchdown in the same game. First Maryland player to achieve the feat since at least 1980.

JONES' CAREER STATS

RUSHING

| YR. | G-GS | ATT | GAIN | LOST | NET | AVG | TD | LP | AVG/G |
|---------------|-------------|-----------|------------|----------|------------|-------------|----------|-----------|-------------|
| 2018 | 12-2 | 15 | 182 | 0 | 182 | 12.1 | 2 | 43 | 15.2 |
| 2020 | 2-2 | 0 | 0 | 0 | 0 | 0.0 | 0 | 0 | 0.0 |
| Career | 14-4 | 15 | 182 | 0 | 182 | 12.1 | 2 | 43 | 13.0 |

RECEIVING

| YR. | G-GS | REC | YDS | AVG | TD | LP | AVG/G |
|---------------|-------------|-----------|------------|-------------|----------|-----------|-------------|
| 2018 | 12-2 | 20 | 271 | 13.6 | 5 | 65 | 22.6 |
| 2020 | 2-2 | 8 | 140 | 17.5 | 1 | 76 | 70.0 |
| Totals | 14-4 | 28 | 411 | 14.7 | 6 | 76 | 29.4 |

JONES' CAREER HIGHS

| | |
|----------------------|--------------------------------------|
| Receiving Yards | 103 (Minnesota, 10/30/20) |
| Receptions | 6 (at Indiana, 11/10/18) |
| Long Reception | 76 (Minnesota, 10/30/20) |
| Receiving Touchdowns | 1 (6x, last vs. Minnesota, 10/30/20) |
| Rushing Yards | 68 (Illinois, 10/27/18) |
| Rushing Touchdowns | 1 (2x, last vs. Illinois, 10/27/18) |

QB - LANCE LEGENDRE - 12 - RFr.

Major: Animal Science

2020 Season Notes

- Came in during the fourth quarter at Northwestern (10/24) and completed all four of his passes for 49 yards

2019 Season Notes

- Appeared in three games at quarterback (Howard, 8/31; #14 Michigan, 11/2; Nebraska, 11/23)
- Completed one of three passes for seven yards and rushed for 104 yards on 13 carries with a long of 26
- Rushed for 35 yards on four carries, including a 26 yard run before getting injured vs. Nebraska (11/23)
- Tallied seven carries for 39 yards (5.6 ypc) vs. #24 Michigan while completing a pass for seven yards
- Made Maryland debut in season opener vs. Howard (8/31), compiling 30 rushing yards on two carries.

LEGENDRE'S CAREER STATS

PASSING

| YR. | G-GS | COMP | ATT | INT | PCT | YDS | TD | LP | AVG/G |
|---------------|------------|----------|----------|----------|-------------|-----------|----------|-----------|-------------|
| 2019 | 3-0 | 1 | 3 | 0 | 33.0 | 7 | 0 | 7 | 2.3 |
| 2020 | 2-0 | 4 | 4 | 0 | 100.0 | 49 | 0 | 20 | 49.0 |
| Career | 5-0 | 5 | 7 | 0 | 71.4 | 56 | 0 | 20 | 11.2 |

RUSHING

| YR. | G-GS | ATT | GAIN | LOST | NET | AVG | TD | LP | AVG/G |
|---------------|------------|-----------|------------|-----------|------------|------------|----------|-----------|-------------|
| 2019 | 3-0 | 13 | 119 | 15 | 104 | 8.0 | 0 | 26 | 34.7 |
| 2020 | 2-0 | 1 | 0 | 0 | 0 | 0.0 | 0 | 0 | 0.0 |
| Career | 5-0 | 14 | 119 | 15 | 104 | 8.0 | 0 | 26 | 20.8 |

QB - TAULIA TAGOVAILOA - 3 - So.

Major: Undeclared

2020 Season Notes

- Big Ten Co-Offensive Player of the Week (11/2)
- Manning Award Star of the Week (11/2)
- Had phenomenal game vs. Minnesota (10/30), completing 26 of 35 passes for 394 yards and three touchdowns, while rushing for another two touchdowns and 59 yards.
- Became only the third Big Ten player in the last 20 seasons with 350 passing yards, three passing touchdowns, two rushing touchdowns in a game.
- 394 passing yards were the 10th most single-game passing yards in school history and the most since Danny O'Brien passed for 417 yards against N.C. State on Nov. 27, 2010.
- Earned start in Maryland debut at Northwestern (10/24), completing 14 of 25 passes for 94 yards.

2019 Season Notes (at Alabama)

- Finished 9-of-12 for 100 yards in his five games of action with one rush
- Saw his first collegiate action in the season opener vs. Duke (8/31) but did not record any stats
- Completed his first career pass for a gain of 20 yards vs. Southern Miss (9/21), finishing 1-for-1 on the day
- Entered in the third quarter vs. Arkansas (10/26) for his most extensive action to date, finishing 6-of-8 passing for 45 yards while adding one rush for no gain
- Came in late for the Tide at Mississippi State (11/16), handing the ball off to run out the clock in Starkville
- Finished 2-of-3 for 35 yards vs. Western Carolina (11/23) with his first career touchdown.

TAGOVAILOA'S CAREER STATS

PASSING

| YR. | G-GS | COMP | ATT | INT | PCT | YDS | TD | LP | AVG/G |
|---------------|------------|-----------|-----------|----------|-------------|------------|----------|-----------|-------------|
| 2019 | 5-0 | 9 | 12 | 0 | 75.0 | 100 | 0 | 20 | 20 |
| 2020 | 2-2 | 40 | 60 | 4 | 60.0 | 488 | 3 | 76 | 244 |
| Career | 7-2 | 49 | 72 | 4 | 68.1 | 588 | 3 | 76 | 84.0 |

TAGOVAILOA'S CAREER HIGHS

| | |
|---------------|---------------------------|
| Passing Yards | 394 (Minnesota, 10/30/20) |
| Touchdowns | 3 (Minnesota, 10/30/20) |
| Long Pass | 76 (Minnesota, 10/30/20) |

DEFENSIVE PLAYER STATS WITH CAREER HIGHS

DB - DEONTE BANKS - 33 - So.

Major: Undeclared

2019 Season Notes

- Appeared in 11 games with eight starts at defensive back
- Tallied 28 tackles (22 solo) with one interception and two pass breakups
- Started in final eight games of season
- Recorded first career interception, picking off Brian Lewerke in first quarter of season finale at Michigan State (11/30) .
- Tallied five solo tackles and a pass breakup at Purdue (10/12)
- Earned first start of career at Rutgers (10/5), tallying three tackles
- Debuted in season opener vs. Howard (8/31)

BANK'S CAREER STATS

| YR. | G-GS | UT | AT | TOT | TFL-YDS | PBU | FF | FR | INT | SACKS |
|--------------|-------------|-----------|----------|-----------|------------|----------|----------|----------|------------|------------|
| 2019 | 11-8 | 22 | 6 | 28 | 0-0 | 1 | 0 | 0 | 1-7 | 0-0 |
| 2020 | 2-1 | 4 | 1 | 5 | 0-0 | 0 | 0 | 0 | 0-0 | 0-0 |
| Total | 13-9 | 26 | 7 | 33 | 0-0 | 1 | 0 | 0 | 1-7 | 0-0 |

BANKS' CAREER HIGHS

| | |
|---------------|---------------------------------|
| Tackles | 6 (Nebraska, 11/23/19) |
| Interceptions | 1 (at Michigan State, 11/30/19) |

DB - JAKORIAN BENNETT - 2 - Jr.

Major: Undeclared

2020 Season Notes

- Earned start at corner in first game as a Terp at Northwestern (10/24)

BENNETT'S CAREER STATS

| YR. | G-GS | UT | AT | TOT | TFL-YDS | PBU | FF | FR | INT | SACKS |
|--------------|------------|----------|----------|----------|------------|----------|----------|----------|------------|------------|
| 2020 | 2-1 | 3 | 0 | 3 | 0-0 | 0 | 0 | 0 | 0-0 | 0-0 |
| Total | 2-1 | 3 | 0 | 3 | 0-0 | 0 | 0 | 0 | 0-0 | 0-0 |

DL - JOSEPH BOLETEPELI - 9 - So.

Major: Undeclared

2020 Season Notes

- Posted three tackles in Maryland debut at Northwestern (10/24)

BOLETEPELI'S CAREER STATS

| YR. | G-GS | UT | AT | TOT | TFL-YDS | PBU | FF | FR | INT | SACKS |
|--------------|------------|----------|----------|----------|------------|----------|----------|----------|------------|------------|
| 2020 | 1-0 | 3 | 0 | 3 | 0-0 | 0 | 0 | 0 | 0-0 | 0-0 |
| Total | 1-0 | 3 | 0 | 3 | 0-0 | 0 | 0 | 0 | 0-0 | 0-0 |

DB - ERWIN BYRD - 26 - R-Fr

Major: Undeclared

2020 Season Notes

- Started first two games of season at Northwestern (10/24) and vs. Minnesota (10/30)

BYRD'S CAREER STATS

| YR. | G-GS | UT | AT | TOT | TFL-YDS | PBU | FF | FR | INT | SACKS |
|--------------|------------|----------|----------|----------|--------------|----------|----------|----------|------------|------------|
| 2020 | 2-2 | 2 | 3 | 5 | 0.5-0 | 0 | 0 | 0 | 0-0 | 0-0 |
| Total | 2-2 | 2 | 3 | 5 | 0.5-0 | 0 | 0 | 0 | 0-0 | 0-0 |

LB - CHANCE CAMPBELL - 44 - Jr.

Major: Business

2020 Season Notes

- Leads FBS in tackles per game (14.0)
- Second in FBS and first in Big Ten in solo tackles per game (7.5)
- Has most tackles through any two games for Terps since Cole Farrand also had 28 vs. Michigan State (11/15) and Michigan (11/22) in 2014
- Led Terps with 13 tackles (six solo), a career-high 2.5 tackles for loss and one sack vs. Minnesota (10/30).
- Had sensational first game of junior season, leading the Terps with a career-best 15 tackles (10 solo) and 1.5 tackles for loss

2019 Season Notes

- Appeared in 10 games with two starts (Indiana, 10/19; at #17 Minnesota)
- Tallied 54 tackles (fifth on the team) with 37 solo stops
- Had 4.5 tackles for loss with a forced fumble and interception
- Totaled nine tackles at #1 Ohio State (11/9)
- Recorded five tackles, including one for loss and a pass breakup at #17 Minnesota (10/26)
- Had career day in first career start vs. Indiana (10/19), leading Maryland with a career-best 10 solo tackles and his first two career pass breakups
- Recorded career-high seven tackles (six solo) including a team-best two for loss and recorded first career forced fumble at Purdue (10/12)
- Led team with career-best six tackles (five solo) vs. #12 Penn State (9/27)
- Tallied first career interception on diving catch at Temple, while tying career-high with four tackles (9/14)
- Had three tackles including one for loss vs. Howard (8/31)

2018 Season Notes

- Posted a career-best four tackles (two solo) vs. Illinois (10/27)
- Had first career tackle in season opener with an unassisted tally vs. #23 Texas (9/1).

Personal

- Also starred in lacrosse in high school

CAMPBELL'S CAREER STATS

| YR. | G-GS | UA | A | TOT | TFL-YDS | PBU | FF | FR | INT | SACKS |
|---------------|-------------|-----------|-----------|-----------|---------------|----------|----------|----------|------------|--------------|
| 2018 | 11-0 | 5 | 5 | 10 | 0.0-0 | 0 | 0 | 0 | 0-0 | 0.0-0 |
| 2019 | 10-2 | 37 | 17 | 54 | 4.5-5 | 3 | 1 | 0 | 1-0 | 0.0-0 |
| 2020 | 2-2 | 16 | 12 | 28 | 4.0-14 | 0 | 0 | 0 | 0-0 | 1.0-9 |
| Totals | 23-4 | 58 | 34 | 92 | 8.5-19 | 3 | 1 | 0 | 1-0 | 1.0-9 |

CAMPBELL'S CAREER HIGHS

| | |
|------------------|---|
| Tackles | 15 (at Northwestern, 10/24/20) |
| Solo Tackles | 10 (2x, last at Northwestern, 10/24/20) |
| Tackles for Loss | 2.5 (Minnesota, 10/30/20) |
| Interceptions | 1 (at Temple, 9/14/19) |
| Forced Fumbles | 1 (at Purdue, 10/12/19) |
| Pass Breakups | 2 (Indiana, 10/19/19) |

DB - TAHJ CAPEHART - 31 - Jr.

Major: Sociology

2019 Season Notes

- Appeared in 11 of 12 games as a defensive back and on special teams
- Tallied 13 tackles (nine solo) and one sack
- Tallied four tackles and first career sack debut on defense vs. Howard (8/31)

CAPEHART'S CAREER STATS

| YR. | G-GS | UA | A | TOT | TFL-YDS | PBU | FF | FR | INT | SACKS |
|------|------|----|---|-----|---------|-----|----|----|-----|--------|
| 2019 | 10-0 | 8 | 4 | 12 | 1.0-13 | 0 | 0 | 0 | 0-0 | 1.0-13 |

DL - AMI FINAU - 55 - Jr.

Major: Undeclared

2020 Season Notes

- Has started first two games of season at Northwestern (10/24) and Minnesota (10/30)

FINAU'S CAREER STATS

| YR. | G-GS | UA | A TOT | TFL-YDS | PBU | FF | FR | INT | SACKS |
|---------------|------------|----------|----------|----------|--------------|----------|----------|----------|--------------|
| 2020 | 2-0 | 1 | 5 | 6 | 0.5-0 | 0 | 0 | 0 | 1.0-5 |
| Totals | 2-0 | 1 | 5 | 6 | 0.5-0 | 0 | 0 | 0 | 1.0-5 |

DB - LAVONTE GATER - 37 - So.

Major: African American Studies

2019 Season Notes

- Appeared in all 12 games as a reserve defensive back and on special teams
- Tallied 29 tackles (25 solo) with one tackle for loss
- Tabbed four tackles (two solo) in season finale at Michigan State (11/30)
- Totaled a career-best seven tackles at #1 Ohio State (11/9)
- Tallied five tackles (four solo) vs. Indiana (10/19)
- Recorded four solo tackles and first career tackles for loss for six yards at Purdue (10/12)
- Made Maryland debut in season opener vs. Howard (8/31) and blocked a kick that resulted in a Terrapin safety.

2018 Season Notes

- Had first two career tackles vs. Rutgers (10/13)

GATER'S CAREER STATS

| YR. | G-GS | UA | A TOT | TFL-YDS | PBU | FF | FR | INT | SACKS |
|---------------|-------------|-----------|----------|-----------|--------------|----------|----------|----------|--------------|
| 2019 | 12-0 | 25 | 4 | 29 | 1.0-6 | 0 | 0 | 0 | 1.0-5 |
| 2020 | 2-0 | 2 | 0 | 2 | 0.0-0 | 1 | 0 | 0 | 0.0-0 |
| Totals | 14-0 | 27 | 4 | 31 | 1.0-6 | 1 | 0 | 0 | 1.0-5 |

GATER'S CAREER HIGHS

| | |
|-----------------|------------------------------------|
| Tackles | 7 (at #1 Ohio State, 11/9/19) |
| Solo Tackles | 4 (2x, last vs. Indiana, 10/19/19) |
| Tackle for Loss | 1 (at Purdue, 10/12/19) |

LB - FA'NAJAE GOTAY - 23 - So.

Major: Undeclared

2020 Season Notes

- Has started in both games (Northwestern, 10/24 & Minnesota, 10/30) to start season

2019 Season Notes

- Appeared in nine games with one start in season finale at Michigan State (11/30)
- Tallied 26 tackles (15 solo) with a half tackle for loss
- In first career start, led Maryland with 15 tackles (eight solo), the most by any Terrapin player in a game all season and half a tackle for loss

GOTAY'S CAREER STATS

| YR. | G-GS | UA | A TOT | TFL-YDS | PBU | FF | FR | INT | SACKS |
|---------------|-------------|-----------|-----------|-----------|--------------|----------|----------|------------|--------------|
| 2018 | 3-0 | 2 | 1 | 3 | 0.5-1 | 0 | 0 | 0-0 | 0.0-0 |
| 2019 | 9-1 | 15 | 11 | 26 | 0.5-0 | 0 | 0 | 0-0 | 0.0-0 |
| 2020 | 2-2 | 3 | 6 | 9 | 0.0-0 | 0 | 0 | 0-0 | 0.0-0 |
| Totals | 13-2 | 20 | 18 | 38 | 1.0-1 | 0 | 0 | 0-0 | 0.0-0 |

GOTAY'S CAREER HIGHS

| | |
|--------------|----------------------------------|
| Tackles | 15 (at Michigan State, 11/30/19) |
| Solo Tackles | 8 (at Michigan State, 11/30/19) |

DB - JORDAN MOSLEY - 18 - Jr.

Major: Undeclared

2020 Season Notes

- Sixth in the Big Ten, recording nine tackles per game
- Had career-high 11 tackles (seven solo) in win over Minnesota (10/30)
- Tallied six tackles during start in first game of season at Northwestern (10/24)

2019 Season Notes

- Appeared in all 12 games with seven starts at safety
- Sixth on the team with 48 tackles (35 solo)
- Tallied one sack, one interception, one forced fumble and three pass breakups
- Recorded six tackles in season finale at Michigan State (11/30)
- Matched career-best with seven tackles (five solo) vs. Nebraska (11/23)
- Posted five solo tackles at Purdue (10/12)
- Recorded six tackles (four solo) and a pass breakup at Rutgers (10/5)
- Tallied a career-best seven tackles at Temple (9/14) with first career forced fumble.
- Posted first career interception, returning it for 13 yards vs. #21 Syracuse (9/7)
- Also notched first career sack vs. the Orange

2018 Season Notes

- Totaled 29 tackles (18 solo)
- Second on the team with a career-best six tackles at #15 Penn State (11/24)
- Matched career-best with four tackles against Ohio State (11/17).
- Totaled four tackles against Rutgers (10/13).
- Had three tackles at #15 Michigan (10/6).
- Posted four tackles vs. Minnesota (9/22).
- Made collegiate debut at Bowling Green (9/8).

Personal

- A consensus 3-star recruit; rated the 31st overall player in the state of Pennsylvania.
- Originally listed as a linebacker, but moved to safety prior to start of 2018.

MOSLEY'S CAREER STATS

| YR. | G-GS | UA | A TOT | TFL-YDS | PBU | FF | FR | INT | SACKS |
|---------------|-------------|-----------|-----------|-----------|--------------|----------|----------|-------------|--------------|
| 2018 | 10-0 | 18 | 11 | 29 | 0.0-0 | 0 | 0 | 0-0 | 0.0-0 |
| 2019 | 12-7 | 35 | 13 | 48 | 1.0-3 | 4 | 1 | 1-13 | 1.0-3 |
| 2020 | 2-2 | 9 | 8 | 17 | 0.0-0 | 0 | 0 | 0-0 | 0.0-0 |
| Totals | 24-9 | 62 | 32 | 94 | 1.0-3 | 4 | 1 | 1-13 | 1.0-3 |

MOSLEY'S CAREER HIGHS

| | |
|---------------|--------------------------|
| Tackles | 11 (Minnesota, 10/30/20) |
| Solo Tackles | 7 (Minnesota, 10/30/20) |
| Interceptions | 1 (#21 Syracuse, 9/7/19) |
| Sacks | 1 (#21 Syracuse, 9/7/19) |
| Forced Fumble | 1 (at Temple, 9/14/19) |

DL - MOSIAH NASILI-KITE - 34 - So.

Major: Undecided

2020 Season Notes

- Has started in first two games as a Terp at Northwestern (10/24) and Minnesota (10/30)

NASILI-KITE'S CAREER STATS

| YR. | G-GS | UA | A TOT | TFL-YDS | PBU | FF | FR | INT | SACKS |
|---------------|------------|----------|----------|----------|--------------|----------|----------|------------|--------------|
| 2020 | 2-2 | 1 | 2 | 3 | 0.0-0 | 0 | 0 | 0-0 | 0.0-0 |
| Career | 2-2 | 1 | 2 | 3 | 0.0-0 | 0 | 0 | 0-0 | 0.0-0 |

DL - SAM OKUAYINONU - 97 - Sr.

Major: Family Science

2020 Season Notes

- Earned start and was named captain vs. Minnesota (10/30)
- Matched career-high with seven tackles (three solo) and a half tackle for loss at Northwestern (10/24)

2019 Season Notes

- Appeared in 11 of 12 games with one start on the defensive line, missing only the game at #1 Ohio State (11/9)
- Tallied 31 tackles (18 solo) and 4.5 tackles for loss for 13 yards with one sack
- Matched career-high with three solo tackles including one for loss vs. #14 Michigan (11/2)
- Recorded three tackles including one for loss at Purdue (10/12)
- Earned first career start vs. #12 Penn State (9/27)
- Led Maryland with seven tackles and posted a sack in Terrapin debut vs. Howard (8/31)
- Junior college transfer

OKUAYINONU'S CAREER STATS

| YR. | G-GS | UA | A TOT | TFL-YDS | PBU | FF | FR | INT | SACKS |
|---------------|-------------|-----------|-----------|-----------|---------------|----------|----------|----------|------------|
| 2019 | 11-1 | 18 | 13 | 31 | 4.5-13 | 0 | 0 | 0 | 0-0 |
| 2020 | 2-1 | 4 | 5 | 9 | 0.5-1 | 0 | 0 | 0 | 0-0 |
| Totals | 13-2 | 22 | 18 | 40 | 5.0-14 | 0 | 0 | 0 | 0-0 |

OKUAYINONU'S CAREER HIGHS

| | |
|------------------|--|
| Tackles | 7 (2x, last at Northwestern, 10/24/20) |
| Solo Tackles | 4 (at Michigan State, 11/30/19) |
| Tackles for Loss | 1 (3x, last at Michigan State, 11/30/19) |

DB - ANTWAINE RICHARDSON - 20 - Sr.

Major: Family Science

2019 Season Notes

- Injured in preseason and took a medical redshirt.

2018 Season Notes

- Appeared in all 12 games with 10 starts at safety
- Fifth on the team, totaling 41 tackles (28 solo) with 1.5 tackles for loss, an interception and two pass breakups
- Second on the team, tying a career-best with six solo tackles at #15 Penn State (11/24), while also tallying a career-best two pass breakups
- Posted a career-best 11 tackles (eight solo) against Ohio State (11/17) ... Recorded first career interception against Illinois (10/27)
- Totaled four tackles at #19 Iowa (10/20)
- Notched three tackles, including a TFL, against Temple (9/15)
- Posted three tackles at Bowling Green (9/8) Started at safety in season-opener vs. #23 Texas (9/1)

2017 Season Notes

- Appeared in nine games, making three starts
- Totaled 22 tackles, including 1.0 tackle for loss
- Posted a career-high seven tackles against #12 Penn State (11/25), making the start at safety
- Had five tackles and first career TFL at #22 Michigan State (11/18)
- Made first career start at #23 Texas (9/2), totaling a career-high six tackles before leaving the game in the second half due to injury.

RICHARDSON'S CAREER STATS

| YR. | G-GS | UA | A TOT | TFL-YDS | PBU | FF | FR | INT | SACKS |
|---------------|--------------|-----------|-----------|-----------|--------------|----------|----------|----------|------------|
| 2016 | 2-0 | 2 | 0 | 2 | 0.0-0 | 0 | 0 | 0 | 0-0 |
| 2017 | 9-3 | 14 | 8 | 22 | 1.0-3 | 0 | 0 | 0 | 0-0 |
| 2018 | 12-10 | 22 | 13 | 35 | 1.5-2 | 0 | 0 | 1 | 1-0 |
| 2020 | 2-1 | 2 | 0 | 2 | 0.0-0 | 0 | 0 | 0 | 0-0 |
| Totals | 25-14 | 40 | 21 | 61 | 2.5-5 | 0 | 0 | 3 | 1-0 |

RICHARDSON'S CAREER HIGHS

| | |
|------------------|--|
| Tackles | 7 (#12 Penn State, 11/25/17) |
| Solo Tackles | 6 (2x, last at #15 Penn State, 11/24/18) |
| Tackles for Loss | 1.0 (2x, last vs. Temple, 9/15/18) |
| Interceptions | 1 (Illinois, 10/27/18) |

DL - LAWTEZ ROGERS - 95 - Jr.

Major: Communications

2020 Season Notes

- Started in first two games of season at Northwestern (10/24) and Minnesota (10/30)
- Tallied career-high seven tackles (five solo) vs. Minnesota (10/30)

2019 Season Notes

- Appeared in 10 of 12 games, starting in the first two games of the year (Howard, 8/31; #21 Syracuse, 9/7)
- Tallied eight tackles (five solo), one sack and a pass breakup ... Recorded two tackles and a sack at Rutgers (10/5)
- Tied career-high with three tackles (two solo) vs. #12 Penn State (9/27)
- Earned first career start vs. Howard (8/31) and posted a pass breakup

2018 Season Notes

- Totaled eight tackles (five solo) and one sack
- Notched career-best two solo tackles and first career sack, taking down Dwayne Haskins vs. #9 Ohio State (11/17)
- Posted career-best three tackles (two solo) at Bowling Green
- Saw first game action vs. #23 Texas (9/1).

ROGERS' CAREER STATS

| YR. | G-GS | UA | A TOT | TFL-YDS | PD | FF | FR | INT | SACKS |
|---------------|-------------|-----------|----------|-----------|---------------|----------|----------|----------|------------|
| 2018 | 9-0 | 5 | 2 | 7 | 1.0-4 | 0 | 0 | 0 | 0-0 |
| 2019 | 10-2 | 5 | 3 | 8 | 1.0-7 | 1 | 0 | 0 | 0-0 |
| 2020 | 2-2 | 5 | 2 | 7 | 0.0-0 | 0 | 0 | 0 | 0-0 |
| Totals | 21-4 | 15 | 7 | 22 | 2.0-11 | 1 | 0 | 0 | 0-0 |

ROGERS' CAREER HIGHS

| | |
|--------------|-------------------------|
| Tackles | 7 (Minnesota, 10/30/20) |
| Solo Tackles | 5 (Minnesota, 10/30/20) |

LB - SHAQ SMITH - 1 - Gr.

Degree: Parks, recreation & tourism management; pursuing his Master's of Professional Studies in Technology Entrepreneurship

2019 Season Notes

- Appeared in 11 of 12 games, starting in 10
- Only missed the #21 Syracuse game due to injury
- Tallied 24 tackles (14 solo), 3.5 tackles for loss, one sack and four pass breakups
- Recorded three-yard tackle for loss vs. Nebraska (11/23)
- Broke career-high set last game with seven tackles (four solo) at Rutgers (10/5)
- Tied career high with four tackles, including one for loss vs. #12 Penn State (9/27)
- Missed #21 Syracuse game due to injury
- Earned first career start in Maryland debut, tallying three tackles and a sack

2018 Season Notes (at Clemson) - Won National Championship

- Credited with 16 tackles (2.5 for loss) including a sack in 140 snaps over 15 games
- Opened the season with four tackles, including 1.5 for loss against Furman
- Recorded his first sack of the season vs. No. 3 Notre Dame in the Cotton Bowl

2017 Season Notes (at Clemson)

- Had 14 tackles and an interception for six yards in 73 snaps over 13 games
- Had four tackles and a six-yard interception return in 31 snaps against The Citadel on Nov. 18
- Had three tackles in 15 snaps against No. 7 Miami (Fla.) in the ACC Championship Game on Dec. 2.

2020 MARYLAND FOOTBALL

SMITH'S CAREER STATS

| YR. | G-GS | UA | A | TOT | TFL-YDS | PBU | FF | FR | INT | SACKS |
|---------------|--------------|-----------|-----------|-----------|---------------|----------|----------|----------|------------|--------------|
| 2017 | 13-0 | 4 | 8 | 12 | 0.0-0 | 1 | 0 | 0 | 1-6 | 0.0-0 |
| 2018 | 15-0 | 9 | 8 | 17 | 2.5-13 | 0 | 0 | 0 | 0-0 | 1.0-6 |
| 2019 | 11-10 | 14 | 10 | 24 | 3.5-8 | 4 | 0 | 0 | 0-0 | 1.0-1 |
| 2020 | 1-0 | 0 | 0 | 0 | 0.0-0 | 0 | 0 | 0 | 0-0 | 0.0-0 |
| Totals | 40-10 | 26 | 25 | 51 | 6.0-21 | 5 | 0 | 0 | 1-6 | 2.0-7 |

SMITH'S CAREER HIGHS

| | |
|------------------|------------------------------------|
| Tackles | 7 (at Rutgers, 10/5/19) |
| Solo Tackles | 4 (at Rutgers, 10/5/19) |
| Tackles for Loss | 1.5 (Clemson vs. Furman, 9/1/18) |
| Sacks | 1.0 (2x, last vs. Howard, 8/31/19) |

DB - TARHEEB STILL - 12 - Fr.

Major: Undeclared

2020 Season Notes

- Has started in first two games of Maryland career
- Posted five tackles (four solo) in win vs. Minnesota
- Earned start in Maryland debut at Northwestern (10/24), tallying four tackles

STILL'S CAREER STATS

| YR. | G-GS | UA | A | TOT | TFL-YDS | PBU | FF | FR | INT | SACKS |
|---------------|------------|----------|----------|----------|--------------|----------|----------|----------|------------|--------------|
| 2020 | 2-2 | 8 | 1 | 9 | 0.0-0 | 2 | 0 | 0 | 0-0 | 0.0-0 |
| Totals | 1-1 | 8 | 1 | 9 | 0.0-0 | 2 | 0 | 0 | 0-0 | 0.0-0 |

PK - JOSEPH PETRINO - 27 - Jr.

Major: Undeclared

2020 Season Notes

- Kicked crucial career-long 51-yard field goal to pull Maryland within seven points during fourth quarter of Terps 17 point comeback vs. Minnesota (10/30); Tallied six extra points
- 51-yard field goal was longest for Maryland in three years since Henry Darmstadter at Minnesota (9/30)
- Made 33-yard field goal on Maryland's first drive of season at Northwestern (10/24)

2019 Season Notes

- Maryland's kicker, starting in every game
- Made 36-of-38 extra point attempts and 2-of-5 field goal attempts
- Made a 33-yard field goal in season finale at Michigan State (11/30)
- Went 9-for-9 in PATs in back-to-back weeks vs. Howard (8/31) & #21 Syracuse (9/7)

2018 Season Notes

- Made the first 11 field goals of his career, becoming the last kicker in the country to miss an attempt
- Only freshman kicker in the country to remain perfect on attempts.
- Hit four field goals at Indiana, the most by a Maryland kicker since Nick Ferrara in 2011.
- Went 9-for-9 in PATs vs. Illinois (10/27)
- Made both field goal attempts against Rutgers (10/13).
- Hit a career-long 40-yard FG and made all 6 PATs at Bowling Green (9/8).
- Made collegiate debut against #23 Texas (9/1), knocking down a pair of field goals and making all four extra points.
- The first true freshman to start at placekicker for the Terps since Brad Craddock in 2012, who would go on to win the Lou Groza Award.

Personal

- Rated 12th nationally among placekickers by 247sports.com in class.
- Was featured on SportsCenter during high school for kicking 50-yard field goals with both his left and right foot.

PETRINO'S CAREER STATS (KICKING)

| YR. | G-GS | FGM-FGA | <29 | 30-39 | 40-49 | 50+ | LG | PATS | PTS |
|---------------|--------------|--------------|------------|-------------|------------|------------|-----------|--------------|------------|
| 2018 | 11-11 | 12-14 | 5-5 | 6-6 | 1-3 | 0-0 | 40 | 40-41 | 76 |
| 2019 | 12-12 | 2-5 | 0-1 | 2-3 | 0-1 | 0-0 | 22 | 36-38 | 38 |
| 2020 | 2-2 | 2-3 | 0-0 | 1-1 | 0-0 | 1-2 | 51 | 6-6 | 9 |
| Totals | 25-25 | 16-22 | 5-6 | 9-10 | 1-4 | 1-2 | 51 | 82-85 | 126 |

PETRINO'S CAREER HIGHS

| | |
|------------------|----------------------------------|
| Long | 51 yards (Minnesota, 10/30/20) |
| Field Goals Made | 4 (at Indiana, 11/10/18) |
| PATs Made | 9 (2x, last vs. Howard, 8/31/19) |

P - ANTHONY PECORELLA - 98 - So.

Major: Undeclared

2019 Season Notes

- Appeared in 11 of 12 games with six starts at punter, missing only the game vs. #21 Syracuse (9/7)
- Tallied 32 punts for 1,320 yards (41.25 average), placing eight inside the 20, five over 50 yards with a long of 62 and 13 fair catches
- Punted four times for 138 yards vs. #14 Michigan (11/2)
- Booted career-best 63 yard punt as part of five punt, 202 yard (40.4 avg.) performance, putting two inside the 20 at #17 Minnesota (10/26)
- Pinned Rutgers (10/5) inside the 20-yard line twice including a 51-yard boot
- Punted three 50+ yard boots, including a career-high 56 yarder at Temple (9/14)
- Put two of his three punts inside the 20 in Maryland debut vs. Howard (8/31)

Personal

- Dad played football at Hofstra
- Has second degree black belt

PECORELLA'S CAREER STATS (PUNTING)

| YR. | G-GS | PUNTS | YDS | AVG | LG | TB | FC | 120 | 50+ |
|---------------|-------------|-----------|-------------|-------------|-----------|----------|-----------|----------|----------|
| 2019 | 11-6 | 32 | 1320 | 41.3 | 63 | 2 | 13 | 8 | 5 |
| 2020 | 2-2 | 2 | 81 | 40.5 | 47 | 0 | 1 | 1 | 0 |
| Totals | 13-8 | 34 | 1401 | 41.2 | 63 | 2 | 14 | 9 | 5 |

P - COLTON SPANGLER - 99 - Fr.

Major: Architecture

2020 Season Notes

- Punted four times for 151 yards, a 37.75 average, pinning one inside the 20 at Northwestern (10/24)

2019 Season Notes

- Appeared in all 12 games with six starts
- Tallied 43 punts for 1,705 yards (39.65 average) with a long of 60
- Pinned 12 punts inside the 20 yards and booted four over 50 yards
- Booted a 60 yard punt as part of a three punt, 141 yard performance at Michigan State (11/30)
- Averaged 41.80 yards per punt (five for 209) in home finale vs. Nebraska (11/23)
- Recorded 258 punting yards on seven kicks at #1 Ohio State (11/9)
- Punted two balls over 50 yards at #17 Minnesota (10/26)
- Tallied career-best 60 yard punt vs. Indiana (10/19)
- Booted a 54-yard on first career Maryland action vs. Howard (8/31)

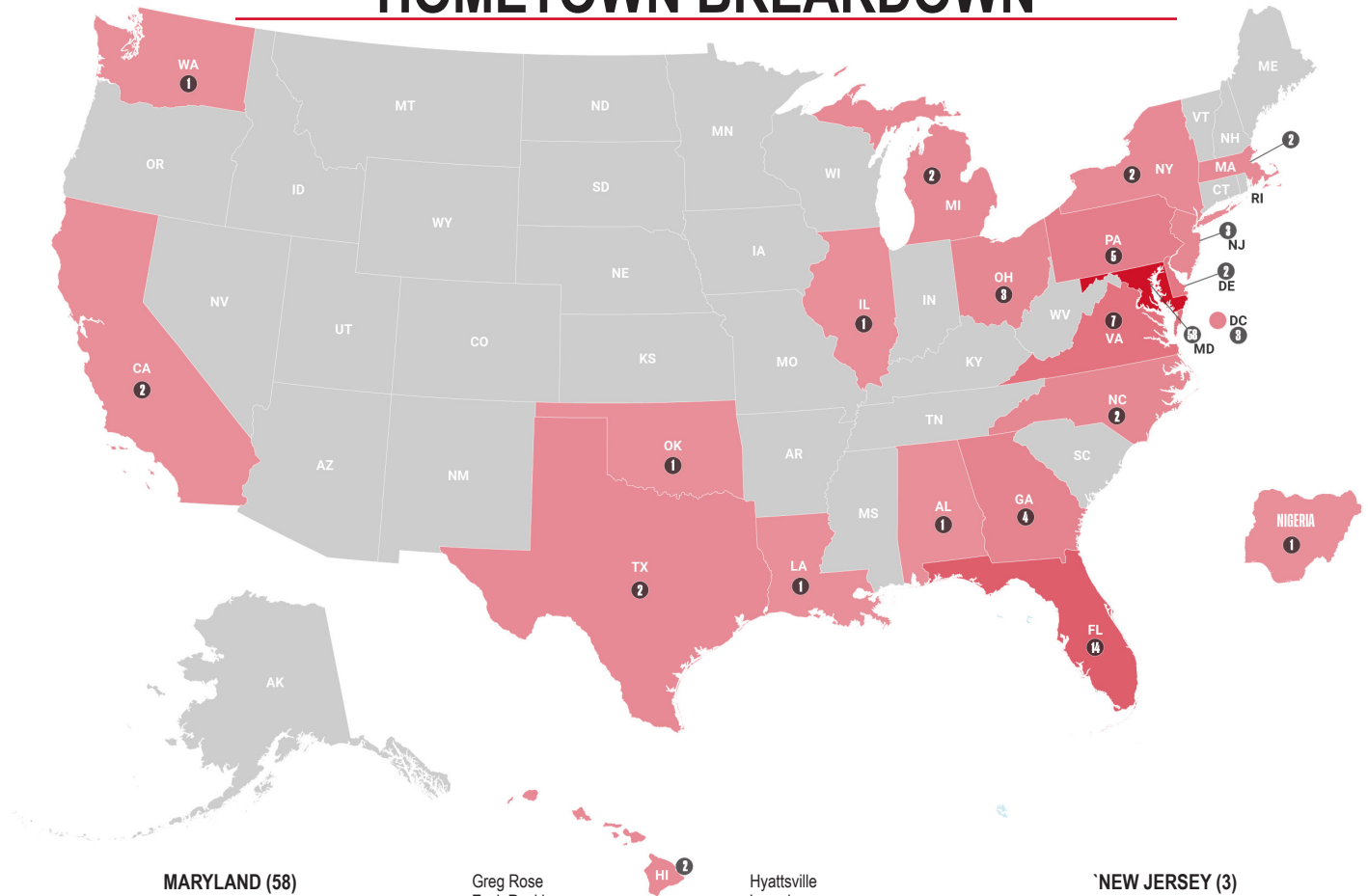
Personal

- Wants to be an architect

SPANGLER'S CAREER STATS (PUNTING)

| YR. | G-GS | PUNTS | YDS | AVG | LG | TB | FC | 120 | 50+ |
|---------------|-------------|-----------|-------------|-------------|-----------|----------|-----------|-----------|----------|
| 2019 | 12-6 | 43 | 1705 | 39.7 | 60 | 1 | 21 | 12 | 4 |
| 2020 | 1-0 | 4 | 151 | 37.8 | 39 | 0 | 3 | 1 | 0 |
| Totals | 13-6 | 47 | 1856 | 39.5 | 60 | 1 | 24 | 13 | 4 |

HOMETOWN BREAKDOWN



MARYLAND (58)

- Daniel Anderson
- Spencer Anderson
- Brian Armentrout
- Deonte Banks
- Tyler Baylor
- Owura Berko
- Kameron Blount
- Beau Brade
- Ryan Brown
- David Brownlee
- Isaac Bunyan
- Chance Campbell
- Nick Cross
- Jaelyn Duncan
- Corey Dyches
- Ayinde Eley
- Dejuan Ellis
- Josh Ettlinger
- Conor Fagan
- Tayon Fleet-Davis
- Rex Fleming
- Austin Fontaine
- David Foust
- Jake Funk
- Sean Greeley
- Ja'Khi Green
- Evan Gregory
- Tyler Hamilton
- Isaiah Hazel
- Jacob Hess
- Deshawn Holt
- Malik Jackson
- Rashard Jackson
- Rakim Jarrett
- Sean Leonard
- Mason Lunsford
- Ahmad McCullough
- Marcus Minor
- Paul Mouring
- Eric Najarian
- Durrell Nchami
- Hunter Patrick
- Jacob Purcell
- Tyler Rockhill
- Lawtez Rogers
- Upper Marlboro
- Bowie
- Bel Air
- Edgewood
- Olney
- Crofton
- Waldorf
- Clarksville
- Dunkirk
- Forestville
- Beltsville
- Towson
- Hyattsville
- Owings Mills
- Oxon Hill
- Silver Spring
- Accokeek
- Baltimore
- Clarksburg
- Oxon Hill
- Owings
- Hyattsville
- Edgewater
- Gaithersburg
- Havre de Grace
- Baltimore
- Hyattsville
- Bowie
- Upper Marlboro
- Walkersville
- Waldorf
- Fort Meade
- Leonardtown
- Landover
- Crofton
- Olney
- Baltimore
- Lanham
- Baltimore
- Crofton
- Burtonsville
- Parkton
- Owings
- Street
- Landover

- Greg Rose
- Zack Roski
- Alex Simet
- Jonathan Smith
- Osita Smith
- Shaq Smith
- Tre Smith
- Colton Spangler
- Kobi Thomas
- Jha'mel Thorne
- Greg Torasco
- Sean Wilkins
- Sebastian Alonso
- Cortez Andrews
- Frankie Burgess
- Marcus Finger
- Fa'Najae Gotay
- Ruben Hyppolite II
- Jashaun Jones
- Kristopher Love
- DaeJaun McDougle
- Glendon Miller
- Zach Perkins
- Antwaine Richardson
- Almosse Titi
- Riyad Wilmot
- Jalen Alexander
- TJ Bradley
- Tahj Capehart
- Brian Cobbs
- Darryl Jones
- Johnny Jordan
- Amelio Moran
- Kenny Bennett
- Devon Dickerson
- Jordan Mosley
- Shane Mosley
- Dino Tomlin
- Erwin Byrd
- Carlos Carriere
- Chigoziem Okonkwo
- Joseph Petrino

FLORIDA (14)

- Hyattsville
- Laurel
- Towson
- Owings Mills
- Columbia
- Baltimore
- Frostburg
- Pasadena
- Hyattsville
- Frederick
- Ellicott City
- Gambrills
- Miami
- Tallahassee
- Pahokee
- Fort Meyers
- North Fort Meyers
- Hollywood
- Fort Meyers
- Fort Lauderdale
- Deerfield Beach
- Orange Park
- Wesley Chapel
- Delray Beach
- Tampa
- Fort Lauderdale
- Chesapeake
- Leesburg
- Virginia Beach
- Alexandria
- Virginia Beach
- Leesburg
- Virginia Beach
- Philadelphia
- Elkins Park
- Havertown
- Havertown
- Pittsburgh
- Powder Springs
- Alpharetta
- Powder SpringS
- Richmond Hill

VIRGINIA (7)

PENNSYLVANIA (5)

GEORGIA (4)

- Justin Brown
- Nick DeGennaro
- Tarheeb Still
- Anthony Booker Jr.
- Jordan Castleberry
- James Rosenberry
- Dontay Demus Jr.
- Vincent Flythe
- Lavonte Gater
- JaKorian Bennett
- Taulia Tagovailoa
- Devyn King
- Mosiah Nasillii-Kite
- B'Ahmad Miller
- Hunter Simmons
- Mitchell Gorgas
- Sam Okuyinonu
- Peny Boone
- Josh Jackson
- Cherokee Glasgow
- Anthony Pecorella
- Joseph Boletepeli
- Delmar Glaze
- Ami Finau
- TJ Kautai
- Challen Faamataua
- Johari Branch
- Lance LeGendre
- Isaiah Jacobs
- Shazali Audu

NEW JERSEY (3)

OHIO (3)

WASHINGTON D.C. (3)

ALABAMA (2)

CALIFORNIA (2)

DELAWARE (2)

MASSACHUSETTS (2)

MICHIGAN (2)

NEW YORK (2)

NORTH CAROLINA (2)

TEXAS (2)

HAWAII (1)

ILLINOIS (1)

LOUISIANA (1)

OKLAHOMA (1)

NIGERIA (1)

- Hillsborough
- Old Bridge
- Sicklerville
- Cincinnati
- Lakewood
- Columbus
- Washington D.C.
- Washington D.C.
- Washington D.C.
- Mobile
- Alabaster
- Rancho Palos Verdes
- Puttsburg
- Newark
- Rehoboth Beach
- Shrewsbury
- Lowell
- Detroit
- Ann Arbor
- Mount Vernon
- Malverne
- Raleigh
- Charlotte
- Euless
- Euless
- Honolulu
- Chicago
- New Orleans
- Owasso
- Abuja

**PENN STATE:
AT A GLANCE**

2020 RECORD: 0-2, 0-2 B1G

Home: 0-1; Away: 0-1; Neutral: 0-0

2020 SCHEDULE

| | | |
|---------|----------------------|---------------|
| Oct. 24 | at Indiana * | L, 35-36 (OT) |
| Oct. 31 | #3 Ohio State * | L, 25-38 |
| Nov. 7 | Maryland * | 3:30 p.m. TBD |
| Nov. 14 | at Nebraska * | TBD |
| Nov. 21 | Iowa * | TBD |
| Nov. 28 | at #23 Michigan * | TBD |
| Dec. 5 | at Rutgers * | TBD |
| Dec. 12 | Michigan State * | TBD |
| Dec. 19 | B1G Champions Week * | TBD |

2020 STAT LEADERS

| Rushing | No. | Yds. | Avg. | Lg. | TD |
|---------------|-----|------|------|-----|----|
| Sean Clifford | 35 | 124 | 3.5 | 35 | 1 |
| Devyn Ford | 28 | 105 | 3.8 | 23 | 1 |

| Passing | C-A-I | Pct. | Yds. | Lg. | TD |
|---------------|---------|-------|------|-----|----|
| Sean Clifford | 42-65-3 | 64.6% | 519 | 60 | 6 |

| Receiving | No. | Yds. | Lg. | TD |
|----------------|-----|------|-----|----|
| Jahan Dotson | 12 | 238 | 60 | 4 |
| Pat Freiermuth | 10 | 106 | 19 | 1 |

| Defense | U-A | Total | Sacks | TFL |
|----------------|------|-------|-------|-------|
| Ellis Brooks | 10-6 | 16 | 0-0 | 2.0-8 |
| Jaquan Brisker | 6-5 | 11 | 0-0 | 1.0-1 |

SERIES HISTORY:

Maryland vs. Penn State

Series: Penn State: 40-2-1

Away: 1-23

Last Meeting: Sept. 27, 2019 (Penn State, 59-0)

LAST FIVE MEETINGS

| Year | Site | Result | Final |
|------|------------|--------|-------|
| 2019 | Maryland | L | 0-59 |
| 2018 | Penn State | L | 3-38 |
| 2017 | Maryland | L | 3-66 |
| 2016 | Penn State | L | 14-38 |
| 2015 | Maryland | L | 30-31 |

THE LAST TIME

100-Yard Rushing Game

Perry Hills (10/24/15)

Two Sacks

Andre Monroe & Yannick Ngakoue (11/1/14)

Interception

Nick Cross (9/27/19)

**MARYLAND-PENN STATE
CONNECTIONS**

AREA

· Maryland has 5 players from the state of Pennsylvania (Dino Tomlin, Jordan Mosley, Kenny Bennett, Devon Dickerson, Shane Mosley)

· Penn State has 16 players from the state of Maryland (Tariq Castro-Fields, Cam Sullivan-Brown, Daniel George, Curtis Jacobs, Joseph Bruno, Shane Simmons, Makai Self, Rasheed Walker, Anthony Whigan, Olu Fashanu, Golden Israel-Achumba, Norval Black, Rafael Checa, Dvon Ellies, PJ Mustipher, Coziah Izzard)

HOMETOWN

· Maryland DB Nick Cross, OL Spencer Anderson, OL Tyler Hamilton, Penn State WR Cam Sullivan-Brown, and OL Golden Israel-Achumba are all from Bowie, Md.

· Maryland RB Peny Boone, Penn State CB Donovan Johnson, and S Enzo Jennings are all from Detroit, Mich.

· Maryland DB Isaiah Hazel, WR Daniel Anderson, Penn State CB Tariq Castro-Fields, and CB Makai Self are all from Upper Marlboro, Md.

· Maryland WR Dino Tomlin, Penn State S Jaquan Brisker, QB Mason Stahl, CB Daequan Hardy, and RB Tank Smith are all from Pittsburgh, Pa.

· Maryland DB Osita Smith and Penn State DT Coziah Izzard are all from Columbia, Md.

· Maryland DB Kenny Bennett and Penn State DE Shaka Toney are both from Philadelphia, Pa.

· Maryland LB Durell Nchami and Penn State DT Dvon Ellies are both from Burtonsville, Md.

· Maryland RB Jonathan Smith, OL Jaelyn Duncan, and Penn State DT PJ Mustipher are all from Owings Mills, Md.

· Maryland LB Deshawn Holt, TE Kameron Blount, Penn State OL Rasheed Walker, and OL Olu Fashanu are all from Waldorf, Md.

· Maryland TE Zack Roski and Penn State DE Shane Simmons are both from Laurel, Md.



LB Ayinde Eley (9/27/19)

· Maryland LS James Rosenberry and Penn State DT Antonio Shelton are both from Columbus, Ohio

· Maryland DL Anthony Booker Jr., Penn State QB Sean Clifford, and DT Aeneas Hawkins are all from Cincinnati, Ohio

· Maryland DL Almosse Titi and Penn State DT Judge Culpepper are both from Tampa, Fla.

COACHES

· Penn State Head Coach James Franklin coached at Maryland from 2000-04 and again from 2008-10. Franklin and Maryland Head Coach Michael Locksley coached together on Maryland's offensive staff from 2000-02

· Penn State Co-Defensive Coordinator/Safeties coach Tim Banks coached at Maryland from 2003-06.

· Penn State Co-Offensive Coordinator/Tight Ends coach Tyler Bowen coached at Maryland from 2010-12 and again in 2017.

· Maryland cornerbacks coach Henry Baker and Penn State offensive coordinator Kirk Ciarrocca coached together on Delaware's staff in 2012

HIGH SCHOOL

· Maryland LB Shaq Smith, OL Mitchell Gorgas, Penn State RB Noah Cain, and CB Makai Self all attended IMG Academy in Bradenton, Fla.

· Maryland WR Rakim Jarrett and Penn State K Rafael Checa both attended St. John's College High School in Washington, D.C.

· Maryland WR Nick DeGennaro and Penn State DT Fred Hansard both attended The Hun School in Princeton, N.J.

· Maryland DB Nick Cross, QB Eric Najarian, LB Kobi Thomas, DL Greg Rose, OL Evan Gregory, OL Austin Fontaine, OL Marcus Minor, K Greg Torcaso, Penn State DE Shane Simmons, OL Golden Israel-Achumba, and DT Coziah Izzard all attended DeMatha Catholic High School in Hyattsville, Md.

· Maryland OL Johnny Jordan, TE Conor Fagan, and Penn State OL Olu Fashanu all attended Gonzaga College High School in Washington, D.C.

· Maryland WR DeJuan Ellis and Penn State LB Curtis Jacobs both attended the McDonogh School in Owings Mills, Md.

GAME MATCHUP

Maryland Terrapins
(FBS - 103 ranked)

| | | | |
|----------------------------|--------|-------|--|
| Total Offense | 441.0 | 28th | |
| Passing Offense | 268.5 | 28th | |
| Rushing Offense | 172.5 | 25th | |
| Scoring Offense | 24.0 | 77th | |
| Sacks Allowed | 1.50 | 25th | |
| Third Down Offense | 31.6% | 87th | |
| Red Zone Offense | 75.0% | 79th | |
| Total Defense | 494.0 | 95th | |
| Passing Defense | 200.5 | 27th | |
| Rushing Defense | 293.5 | 102nd | |
| Scoring Defense | 43.5 | 99th | |
| Sacks | 0.50 | 101st | |
| Third Down Defense | 48.1% | 87th | |
| Red Zone Defense | 100.0% | 94th | |
| Takeaways | 0 | - | |
| Giveaways | 5 | 29th | |
| Kick Return Average | 15.29 | 90th | |
| Punt Return Average | 5.00 | 66th | |
| Time of Possession | 24:45 | 98th | |

Penn State Nittany Lions
(FBS - 103 ranked)

| | | | |
|----------------------------|------|-------|--|
| Total Defense | 87th | 368.5 | |
| Passing Defense | 56th | 244.0 | |
| Rushing Defense | 28th | 124.5 | |
| Scoring Defense | 84th | 37.0 | |
| Sacks | 41st | 2.50 | |
| Third Down Defense | 77th | 46.7% | |
| Red Zone Defense | 47th | 81.8% | |
| Total Offense | 48th | 406.5 | |
| Passing Offense | 34th | 259.5 | |
| Rushing Offense | 64th | 147.0 | |
| Scoring Offense | 49th | 30.0 | |
| Sacks Allowed | 76th | 3.00 | |
| Third Down Offense | 29th | 46.2% | |
| Red Zone Offense | 92nd | 66.7% | |
| Giveaways | 24th | 4 | |
| Takeaways | 88th | 2 | |
| Kick Return Average | 98th | 12.25 | |
| Punt Return Average | 91st | 0.00 | |
| Time of Possession | 27th | 31:40 | |



2020 SCORING DRIVES

| Opp. | Plays | Yards | TOP | Result | Qrt. | Time | Scoring Play | QB |
|------|-------|-------|------|--------|------|-------|--------------------------|------------|
| NW | 12 | 56 | 5:51 | FG | 1 | 9:09 | Petrino 33yd field goal | Tagovailoa |
| MINN | 11 | 82 | 4:53 | TD | 1 | 10:07 | Funk 8yd reception | Tagovailoa |
| MINN | 3 | 57 | 1:19 | TD | 1 | 6:48 | Tagovailoa 38yd run | Tagovailoa |
| MINN | 1 | 76 | 0:10 | TD | 1 | 2:24 | J. Jones 76yd reception | Tagovailoa |
| MINN | 8 | 75 | 3:49 | TD | 4 | 13:14 | Demus Jr. 15yd reception | Tagovailoa |
| MINN | 9 | 33 | 3:51 | FG | 4 | 7:06 | Petrino 51yd field goal | Tagovailoa |
| MINN | 3 | 56 | 1:08 | TD | 4 | 3:38 | Funk 19yd run | Tagovailoa |
| MINN | 4 | 25 | - | TD | OT | - | Tagovailoa 2yd run | Tagovailoa |

2019 Game Captains

| Opp. | | | |
|------|----------|----------|------------|
| NW | Branch | Funk | Richardson |
| MINN | Campbell | Duncan | Okuyinonu |
| PSU | Anderson | Capehart | Cobbs |

Terps on NFL Rosters

| | |
|-----------------------|--------------------------------|
| Antone Brooks Jr. | Pittsburgh Steelers |
| Jermaine Carter, Jr. | Carolina Panthers |
| Byron Cowart | New England Patriots |
| Sean Davis | Pittsburgh Steelers |
| Stefon Diggs | Buffalo Bills |
| Michael Dunn | Cleveland Browns (practice) |
| Trey Edmunds | Pittsburgh Steelers |
| Tino Ellis | Miami Dolphins (practice) |
| Derwin Gray | Pittsburgh Steelers (practice) |
| JC Jackson * | New England Patriots* |
| Quinton Jefferson | Buffalo Bills |
| Ty Johnson | New York Jets |
| Keandre Jones | Cincinnati Bengals (practice) |
| Tyler Mabry | Seattle Seahawks (practice) |
| Anthony McFarland Jr. | Pittsburgh Steelers |
| DJ Moore | Carolina Panthers |
| Yannick Ngakoue | Baltimore Ravens |
| Darnell Savage Jr. | Green Bay Packers |
| Josh Woods | Chicago Bears |

* Super Bowl winner

BIG TEN CONFERENCE 2020 STANDINGS

| EAST | BIG TEN | | | | OVERALL | | | | | | | |
|-----------------|----------|----------|-----------|-----------|----------|----------|-----------|-----------|------------|------------|------------|-----------|
| | W | L | For | Opp | W | L | For | Opp | Hm | Rd | Nu | Streak |
| #3 Ohio State | 2 | 0 | 90 | 42 | 2 | 0 | 90 | 42 | 1-0 | 1-0 | 0-0 | W2 |
| #13 Indiana | 2 | 0 | 73 | 56 | 2 | 0 | 73 | 56 | 1-0 | 1-0 | 0-0 | W2 |
| #23 Michigan | 1 | 1 | 73 | 51 | 1 | 1 | 73 | 51 | 0-1 | 1-0 | 0-0 | L1 |
| Rutgers | 1 | 1 | 59 | 64 | 1 | 1 | 59 | 64 | 0-1 | 1-0 | 0-1 | L1 |
| Michigan State | 1 | 1 | 54 | 62 | 1 | 1 | 54 | 62 | 0-1 | 0-1 | 0-0 | W1 |
| Maryland | 1 | 1 | 48 | 87 | 1 | 1 | 48 | 87 | 1-0 | 0-1 | 0-0 | W1 |
| #18 Penn State | 0 | 2 | 60 | 74 | 0 | 2 | 60 | 74 | 0-1 | 0-1 | 0-0 | L2 |

| WEST | W | L | For | Opp | W | L | For | Opp | Hm | Rd | Nu | Streak |
|---------------|---|---|-----|-----|---|---|-----|-----|-----|-----|-----|--------|
| Northwestern | 2 | 0 | 64 | 23 | 2 | 0 | 64 | 23 | 1-0 | 1-0 | 0-0 | W2 |
| Purdue | 2 | 0 | 55 | 44 | 2 | 0 | 55 | 44 | 1-0 | 1-0 | 0-0 | W2 |
| #10 Wisconsin | 1 | 0 | 45 | 7 | 1 | 0 | 45 | 7 | 1-0 | 0-0 | 0-0 | W1 |
| Nebraska | 0 | 1 | 17 | 52 | 0 | 1 | 17 | 52 | 0-0 | 0-1 | 0-0 | L1 |
| Iowa | 0 | 2 | 40 | 45 | 0 | 2 | 40 | 45 | 0-1 | 0-1 | 0-0 | L2 |
| Minnesota | 0 | 2 | 68 | 94 | 0 | 2 | 68 | 94 | 0-1 | 0-1 | 0-0 | L2 |
| Illinois | 0 | 2 | 31 | 76 | 0 | 2 | 31 | 76 | 0-1 | 0-1 | 0-0 | L2 |

**THIS WEEK
IN THE BIG TEN
WEEK 3 SCHEDULE**

Saturday, November 7

#23 Michigan at #13 Indiana (FS1) Noon
 Nebraska at Northwestern (BTN) Noon
 Michigan State at Iowa (ESPN) Noon
 Purdue at #10 Wisconsin (ABC) 3:30 p.m.
Maryland at Penn State (BTN) 3:30 p.m.
 Minnesota at Illinois (BTN) 3:30 p.m.
 Rutgers at #3 Ohio State (BTN) 7:30 p.m.

2020 B1G PLAYERS OF THE WEEK

Taulia Tagovailoa Co-Offensive (11/2)


2020 WATCHLIST LOOK

Johnny Jordan Rimington Trophy
 Chigoziem Okonkwo John Mackey Award

TERP TENDENCIES

| Tendency | 2020 | Strk. | Last W/L |
|------------------------------|------|-------|----------------------------|
| Overall Record | 1-1 | W1 | 10/24/20 at Northwestern |
| Home | 1-0 | W1 | 11/23/19 vs. Nebraska |
| Road | 0-1 | L1 | 10/5/19 at Rutgers |
| Neutral | 0-0 | W1 | 12/26/17 vs. BC |
| B1G Record | 1-1 | W1 | 10/24/20 at Northwestern |
| Non-Conference Record | 0-0 | L1 | 9/7/19 vs. Syracuse |
| vs. Top-25 Teams | 0-0 | L4 | 9/7/19 vs. Syracuse |
| vs. Unranked Teams | 1-1 | W1 | 10/24/20 at Northwestern |
| On Grass | 0-1 | L3 | 9/1/18 vs. Texas |
| On Turf | 1-0 | W1 | 11/30/19 at Michigan State |
| Day Games | 0-0 | L6 | 10/5/19 at Rutgers |
| Night Games | 1-1 | W1 | 10/24/20 at Northwestern |
| August | 0-0 | W1 | 8/28/03 at N. Illinois |
| September | 0-0 | L2 | 9/7/19 vs. Syracuse |
| October | 1-1 | L4 | 10/24/20 at Northwestern |
| November | 0-0 | L12 | 11/26/16 vs. Rutgers |
| December | 0-0 | L3 | 12/29/10 vs. East Carolina |
| Leading after first quarter | 1-0 | W1 | 11/30/19 at Michigan State |
| Trailing after first quarter | 0-1 | L13 | 9/8/18 at Bowling Green |
| Tied after first quarter | 0-0 | L6 | 9/27/14 at Indiana |
| Leading at halftime | 0-0 | W3 | 11/17/18 vs. Ohio State |
| Trailing at halftime | 1-1 | W1 | 10/24/20 at Northwestern |
| Tied at halftime | 0-0 | W1 | 11/17/15 vs. Wisconsin |
| Leading after third quarter | 0-0 | L1 | 10/5/19 at Rutgers |
| Trailing after third quarter | 1-1 | W1 | 10/24/20 at Northwestern |
| Tied after third quarter | 0-0 | W1 | 9/12/15 vs. Bowling Green |
| In overtime | 1-0 | W1 | 11/17/18 vs. Ohio State |
| Scoring 0-19 | 0-1 | L38 | 10/6/12 vs. Wake Forest |
| Scoring 20-29 | 0-0 | L4 | 10/22/16 vs. Mich. St. |
| Scoring 30-39 points | 0-0 | L1 | 10/27/18 vs. Illinois |
| Scoring 40+ points | 1-0 | W34 | 11/17/18 vs. Ohio State |
| Allowing 0-19 points | 0-0 | L1 | 10/5/19 at Rutgers |
| Allowing 20-29 points | 0-0 | L1 | 9/7/19 vs. Syracuse |
| Allowing 30-39 points | 0-0 | L18 | 10/18/14 vs. Iowa |
| Allowing 40+ points | 1-0 | W1 | 10/24/20 at Northwestern |
| Outgaining Opponent | 1-0 | W4 | 11/10/18 at Indiana |
| Outgained by Opponent | 0-1 | L18 | 10/28/17 vs. Indiana |
| With 100-yard rusher | 1-0 | W1 | 11/30/19 at Michigan State |
| Allow 100-yard rusher | 1-0 | W1 | 11/9/19 at Ohio State |
| With 300-yard passer | 1-0 | W2 | 9/22/12 at West Virginia |
| Allow 300-yard passer | 0-0 | L8 | 9/2/17 at Texas |
| No turnovers | 0-0 | W6 | 10/14/17 vs. Northwestern |
| Less than three turnovers | 1-0 | W1 | 11/9/19 at Ohio State |
| Three or more turnovers | 0-1 | L7 | 9/6/14 at USF |
| No takeaways | 1-1 | W1 | 0/24/20 at Northwestern |
| Three or more takeaways | 0-0 | L2 | 10/13/18 vs. Rutgers |
| Win turnover margin | 0-0 | L1 | 10/5/19 at Temple |
| Lose turnover margin | 1-1 | W1 | 10/24/20 at Northwestern |
| Win time of possession | 0-0 | L2 | 9/7/19 vs. Syracuse |
| Lose time of possession | 1-1 | W1 | 10/24/20 at Northwestern |
| Game decided by 1-9 | 1-0 | W1 | 11/30/19 at Michigan State |
| Game decided by 10-19 | 0-0 | L3 | 9/2/17 at Texas |
| Game decided by 20+ | 0-1 | L5 | 10/5/19 at Rutgers |

Note: The specified date marks the last time the opposite result happened. For example, if Maryland is on a win streak, the date would note the last time Maryland lost in the particular category, and vice versa.





MICHAEL LOCKSLEY

Head Coach

Towson '92 • 12th Year at Maryland, 2nd as Head Coach

Michael Locksley returned home to become the University of Maryland's 37th head football coach in December 2018. Locksley, a Washington, D.C. native with deep personal and professional connections to the area, has nearly 30 years of coaching experience and 2020 will be his 12th season with the Terps over three separate stints at Maryland.

The winner of the 2018 Broyles Award, given to the nation's top assistant coach, Locksley spent three years working under Nick Saban at the University of Alabama before taking the head coaching job at Maryland. He served as the Crimson Tide's co-offensive coordinator and won a national championship in 2017 before being promoted to offensive coordinator in 2018 and helping Alabama return to the College Football Playoff.

Locksley, known for strong recruiting skills, was listed as a top-25 recruiter in the nation three different times (2003, 2005, 2006) and was a finalist for 2007 recruiter of the year by Rivals.com. He also engineered top-10 recruiting classes during each of his two seasons (2003-04) as running backs coach and recruiting coordinator at the University of Florida.

Locksley has signed 24 four or five star recruits over his coaching career (according to 247sports), 15 of which came from the DMV area, in addition to coaching 98 NFL Draft selections. Among Locksley's successful signings to Maryland were future NFL stars Vernon Davis, Shawne Merriman, LaMont Jordan, D'Qwell Jackson, EJ Henderson, Yannick Ngakoue and Stefon Diggs.

Alabama's Locksley-led offense averaged 45.6 points and 522.0 yards per game in 2018. The Tide set school records for points scored (684), single-season total offense (7,830 yards) and passing yards (4,854) in a season. Alabama quarterback Tua Tagovailoa threw for 3,966 yards and a school-record 43 touchdowns in 2018.

In 2017, Locksley coached the Alabama wide receivers, who combined to catch 128 passes for 2,059 yards and 19 touchdowns led by First Team All-SEC selection Calvin Ridley. Ridley hauled in 63 passes for 967 yards and five touchdowns in his junior season. Locksley spent the 2016 season on the Crimson Tide's staff as an offensive analyst.

Prior to Alabama, Locksley served as Maryland's offensive coordinator and quarterbacks coach from 2012-15. He was named the Terps interim head coach for the final six games of the 2015 season.

During his time as Maryland's offensive coordinator, the Terrapins produced balanced and effective results. Locksley's attack was led by quarterback C.J. Brown, who became Maryland's all-time leader in touchdowns responsible (58) after totaling 13 passing touchdowns and eight rushing touchdowns in 2014. Locksley also mentored

wide receiver, Stefon Diggs, who hauled in 62 passes for 792 yards and five touchdowns en route to second team All-Big Ten honors. Diggs is now an NFL superstar for the Minnesota Vikings.

In 2013, Locksley guided an offense that eclipsed 5,000 yards (5,160) for only the fourth time in program history and the first time since 2003. The passing game excelled that season, totaling 3,231 yards for the third-highest total in school history.

Prior to Maryland, Locksley served as the head coach at the University of New Mexico from 2009-11. Before that, Locksley also served as the offensive coordinator at the University of Illinois from 2005-08. The Illini went from No. 72 nationally in total offense in 2005 to 19th following the 2008 season. They led the Big Ten in rushing in 2006 and 2007 and then led the league in passing in 2008. The rushing attack was twice ranked in the top-10 nationally (No. 10 in 2006 and No. 5 in 2007).

Under Locksley's offensive plan, wide receiver Arrelious Benn was a first team all-conference pick as a sophomore in 2008 after leading the league in receiving yards (1,055). He went on to become a second-round pick of the Tampa Bay Buccaneers in the 2010 NFL Draft.

The 2007 Illinois offense became just the third unit in school history to surpass the 5,000-yard mark and first to top 3,000 rushing yards. Led by Big Ten Offensive Player of the Year Rashard Mendenhall, the Illini led the league in rushing for the second straight year and finished fifth nationally at 256.7 yards a game.

Illinois played USC in the 2008 Rose Bowl and finished the season ranked 18th in the nation in the ESPN/USA Today Coaches' poll and 20th by the Associated Press following a 9-4 season. In 2006, Locksley led an Illinois offense that paced the Big Ten and ranked 10th in the nation in rushing, averaging 188.8 yards.

Locksley spent the 2003 and 2004 seasons at the University of Florida as the running backs coach and recruiting coordinator. In 2004, Gators' running back Ciarrick Fason led the SEC and ranked 19th in the NCAA in rushing (105.6 yards a game) on his way to second-team all-league honors.

In his first stint at Maryland from 1997-2002, Locksley enjoyed success both recruiting and grooming players in College Park. He oversaw the running backs during his entire tenure, including the final five as recruiting coordinator. Three different running backs - Chris Downs, Bruce Perry and LaMont Jordan - gained more than 1,000 yards and were named First Team All-Atlantic Coast Conference.

He began his coaching career at Towson in 1992, where

The Locksley File

| | |
|-----------------------------|---|
| Full Name | Michael Locksley |
| Date of Birth | December 25, 1969 |
| Hometown | Washington, D.C. |
| Alma Mater | Towson University '92 (B.A., Marketing) |
| Family | Wife, Kia; Children: Mike Jr., Kai, Kori and the late Meiko. |
| Playing Experience | Safety at Towson |
| Years in Coaching (College) | 26 |

Coaching Experience

| | | |
|---------|---|----------------------------------|
| 2019- | Head Coach | Maryland |
| 2018 | Offensive Coordinator | Alabama |
| 2017 | Co-Offensive Coordinator/Wide Receivers | Alabama |
| 2016 | Offensive Analyst | Alabama |
| 2012-15 | Offensive Coordinator/Quarterbacks | Maryland |
| 2009-11 | Head Coach | New Mexico |
| 2006-08 | Offensive Coordinator/Quarterbacks | Illinois |
| 2005 | Offensive Coordinator/Tight Ends | Illinois |
| 2003-04 | Running Backs/Recruiting Coordinator | Florida |
| 1998-02 | Running Backs/Recruiting Coordinator | Maryland |
| 1997 | Running Backs | Maryland |
| 1996 | Wide Receivers/Tight Ends | Army |
| 1995 | Outside Linebackers | Pacific |
| 1994 | DC/DL Coach | Naval Academy Preparatory School |
| 1993 | DC/DB Coach | Naval Academy Preparatory School |

he coached defensive backs and special teams, followed by two seasons at the U.S. Naval Academy Preparatory School. He coached outside linebackers at the University of the Pacific in 1995 and then coached wide receivers and tight ends at Army in 1996.

Locksley played safety at Towson University, where he was the team's defensive MVP as a senior in 1991. He finished his career ranked 19th on the school's all-time tackles list and graduated with a bachelor's degree in business administration and marketing.

In August 2020, Locksley announced the formation of the National Coalition of Minority Football Coaches (NCMFC). The NCMFC was formed as a multi-pronged effort to remove roadblocks, increase awareness and spur action toward fair and equitable hiring at all levels of football. The non-profit organization seeks to prepare, promote and produce qualified minority coaches to ascend in the ranks of college and professional football.

Locksley and his wife, Kia, have four children: Mike Jr., Kai, Kori and the late Meiko.

MARYLAND COACHING STAFF

OFFENSE



SCOTTIE MONTGOMERY (Booth)

Offensive Coordinator/Quarterbacks
 2nd Year at Maryland (Duke, '00)

- Was HC at East Carolina from 2015-18
- Helped guide Duke to three-straight bowl games from 2013-15.
- Had four year NFL career from 2000-02 and coached for the Pittsburgh Steelers from 2010-12.



ELIJAH BROOKS (Field)

Running Backs
 2nd Year at Maryland (William & Mary, '07)

- Spent eight years as HC at powerhouse DeMatha High School
- Coached Anthony McFarland, Lorenzo Harrison, Terrance Davis, Tino Ellis & more
- Won four consecutive WCAC Championships



MIKE MILLER (Booth)

Tight Ends
 2nd Year at Maryland (UAB, '15)

- Spent two seasons as Michael Locksley's graduate assistant at Alabama
- Helped Tide offense set countless school records in 2018
- Played quarterback at UAB in 2011-12



JOKER PHILLIPS (Field)

Co-Offensive Coordinator/Wide Receivers
 2nd Year at Maryland (Kentucky, '86)

- 30-year coaching veteran in college & NFL
- Has coached at Cincinnati, Minnesota, Notre Dame, South Carolina, Florida & the NFL
- Known for his recruiting prowess



JOHN REAGAN (Field)

Offensive Line
 2nd Year at Maryland (Syracuse, '94)

- 25 years of coaching experience
- Spent eight years as OC, at Penn, Kansas and Rice
- Helped lead Penn to pair of Ivy League Championships

DEFENSE



JON HOKE (Booth)

Defensive Coordinator/Safeties
 2nd Year at Maryland (Ball State, '80)

- Has spent 16 years on defensive staffs in NFL and 21 years in college football.
- Oversaw DBs for the Tampa Bay Buccaneers for three seasons



BRIAN WILLIAMS (Field)

Defensive Line
 2nd Year at Maryland (Florida A&M, '97)

- Helped lead UAB to a Conference USA Championship
- Has also coached at Georgia, Florida State
- Spent five seasons coaching at Albany



GEORGE HELOW (Field)

Special Teams/Inside Linebackers
 1st Year at Maryland (Ole Miss, '10)

- Spent last four seasons on the defensive staff at Colorado State
- Spent time with Alabama, Florida State, and Georgia
- Three-year starter at Ole Miss under Ed Orgeron and Houston Nutt



HENRY BAKER (Field)

Cornerbacks
 1st Year at Maryland (Maryland, '97)

- Comes to Maryland after spending 2019 with the New York Giants
- Previously coached cornerbacks at Rutgers and North Carolina
- Four-year letterwinner at Maryland from 1994-97



BRAWLEY EVANS (Field)

Outside Linebackers
 7th Year at Maryland, 1st as OLB Coach (West Liberty State '05)

- Served as analyst at Maryland from 2016-19 before being elevated to OLB coach
- Also spent time at Morgan State as the defensive backs coach/recruiting coordinator

2020 TEAM STATISTICS

| Team Statistics | UMD | OPP |
|-------------------------|------------|--------------|
| SCORING | 48 | 87 |
| Points Per Game | 24.0 | 43.5 |
| Points Off Turnovers | 0 | 26 |
| FIRST DOWNS | 42 | 55 |
| Rushing | 16 | 29 |
| Passing | 24 | 22 |
| Penalty | 2 | 4 |
| RUSHING YARDAGE | 345 | 587 |
| Yards gained rushing | 392 | 606 |
| Yards lost rushing | 47 | 19 |
| Rushing Attempts | 51 | 103 |
| Average Per Rush | 6.8 | 5.7 |
| Average Per Game | 172.5 | 293.5 |
| TDs Rushing | 3 | 9 |
| PASSING YARDAGE | 537 | 401 |
| Comp-Att-Int | 44-64-4 | 33-45-0 |
| Average Per Pass | 8.4 | 8.9 |
| Average Per Catch | 12.2 | 12.2 |
| Average Per Game | 268.5 | 200.5 |
| TDs Passing | 3 | 2 |
| TOTAL OFFENSE | 882 | 988 |
| Total Plays | 115 | 148 |
| Average Per Play | 7.7 | 6.7 |
| Average Per Game | 441.0 | 494.0 |
| KICK RETURNS: #-Yards | 14-214 | 4-72 |
| PUNT RETURNS: #-Yards | 1-5 | 1-1 |
| INT RETURNS: #-Yards | 0-0 | 4-24 |
| KICK RETURN AVERAGE | 15.3 | 18.0 |
| PUNT RETURN AVERAGE | 5.0 | 1.0 |
| INT RETURN AVERAGE | 0.0 | 6.0 |
| FUMBLES-LOST | 3-2 | 0-0 |
| PENALTIES-Yards | 16-157 | 8-69 |
| Average Per Game | 78.5 | 34.5 |
| PUNTS-Yards | 6-232 | 7-264 |
| Average Per Punt | 38.7 | 37.7 |
| Net punt average | 38.5 | 34.1 |
| KICKOFFS-Yards | 9-469 | 15-810 |
| Average Per Kick | 52.1 | 54.0 |
| Net kick average | 44.1 | 39.7 |
| TIME OF POSSESSION/Game | 24:44 | 35:17 |
| 3RD-DOWN Conversions | 7/19 | 13/27 |
| 3rd-Down Pct | 37% | 48% |
| 4TH-DOWN Conversions | 1/1 | 4/4 |
| 4th-Down Pct | 100% | 100% |
| SACKS BY-Yards | 1-9 | 3-40 |
| MISC YARDS | 0 | 0 |
| TOUCHDOWNS SCORED | 6 | 11 |
| FIELD GOALS-ATTEMPTS | 2-3 | 4-4 |
| ON-SIDE KICKS | 0-0 | 0-0 |
| RED-ZONE SCORES | (6-8) 75% | (11-11) 100% |
| RED-ZONE TOUCHDOWNS | (4-8) 50% | (8-11) 73% |
| PAT-ATTEMPTS | (6-6) 100% | (9-11) 82% |
| ATTENDANCE | 0 | 0 |
| Games/Avg Per Game | 1/0 | 1/0 |
| Neutral Site Games | | 0/0 |

| Score by Quarters | 1st | 2nd | 3rd | 4th | OT | Total |
|-------------------|-----|-----|-----|-----|----|-------|
| Maryland | 24 | 0 | 0 | 17 | 7 | 48 |
| Opponents | 21 | 37 | 17 | 6 | 6 | 87 |

2020 OFFENSIVE STATISTICS

2020 University of Maryland Football
 Maryland Overall Individual Statistics (as of Oct 31, 2020)
 All games

| Rushing | gp-gs | att | gain | loss | net | avg | td | lg | avg/g |
|-------------------|-------|-----|------|------|-----|-----|----|----|-------|
| Jake Funk | 2-2 | 27 | 257 | 1 | 256 | 9.5 | 1 | 51 | 128.0 |
| Taulia Tagovailoa | 2-2 | 11 | 83 | 40 | 43 | 3.9 | 2 | 39 | 21.5 |
| Peny Boone | 2-0 | 6 | 32 | 1 | 31 | 5.2 | 0 | 18 | 15.5 |
| Isaiah Jacobs | 2-0 | 6 | 20 | 5 | 15 | 2.5 | 0 | 11 | 7.5 |
| Lance Legendre | 2-0 | 1 | 0 | 0 | 0 | 0.0 | 0 | 0 | 0.0 |
| Total | 2 | 51 | 392 | 47 | 345 | 6.8 | 3 | 51 | 172.5 |
| Opponents | 2 | 103 | 606 | 19 | 587 | 5.7 | 9 | 37 | 293.5 |

| Passing | gp-gs | effic | comp | att | in | pct | yds | td | lg | avg/g |
|-------------------|-------|--------|------|-----|----|------|-----|----|----|-------|
| Taulia Tagovailoa | 2-2 | 138.15 | 40 | 60 | 4 | 66.7 | 488 | 3 | 76 | 244.0 |
| Lance Legendre | 2-0 | 202.90 | 4 | 4 | 0 | 100. | 49 | 0 | 20 | 24.5 |
| Total | 2 | 142.20 | 44 | 64 | 4 | 68.8 | 537 | 3 | 76 | 268.5 |
| Opponents | 2 | 162.85 | 33 | 45 | 0 | 73.3 | 401 | 2 | 39 | 200.5 |

| Receiving | gp-gs | no. | yds | avg | td | lg | avg/g |
|----------------|-------|-----|-----|------|----|----|-------|
| Dontay Demus | 2-2 | 11 | 142 | 12.9 | 1 | 25 | 71.0 |
| Jashaun Jones | 2-2 | 8 | 140 | 17.5 | 1 | 76 | 70.0 |
| Rakim Jarrett | 2-2 | 7 | 69 | 9.9 | 0 | 18 | 34.5 |
| Jake Funk | 2-2 | 5 | 31 | 6.2 | 1 | 10 | 15.5 |
| Darryl Jones | 2-0 | 4 | 54 | 13.5 | 0 | 27 | 27.0 |
| Brian Cobbs | 2-2 | 4 | 52 | 13.0 | 0 | 30 | 26.0 |
| Nick DeGennaro | 2-0 | 3 | 42 | 14.0 | 0 | 20 | 21.0 |
| DeJaun Ellis | 1-0 | 1 | 7 | 7.0 | 0 | 7 | 7.0 |
| Isaiah Jacobs | 2-0 | 1 | 0 | 0.0 | 0 | 0 | 0.0 |
| Total | 2 | 44 | 537 | 12.2 | 3 | 76 | 268.5 |
| Opponents | 2 | 33 | 401 | 12.2 | 2 | 39 | 200.5 |

| Punt Returns | no. | yds | avg | td | lg |
|---------------|-----|-----|-----|----|----|
| Jashaun Jones | 1 | 5 | 5.0 | 0 | 5 |
| Total | 1 | 5 | 5.0 | 0 | 5 |
| Opponents | 1 | 1 | 1.0 | 0 | 1 |

| Interceptions | no. | yds | avg | td | lg |
|---------------|-----|-----|-----|----|----|
| Total | 0 | 0 | 0.0 | 0 | 0 |
| Opponents | 4 | 24 | 6.0 | 0 | 24 |

| Kick Returns | no. | yds | avg | td | lg |
|------------------|-----|-----|------|----|----|
| Isaiah Jacobs | 9 | 147 | 16.3 | 0 | 30 |
| DeJuan Ellis | 3 | 34 | 11.3 | 0 | 20 |
| Rakim Jarrett | 1 | 19 | 19.0 | 0 | 19 |
| Challen Faamatau | 1 | 14 | 14.0 | 0 | 14 |
| Total | 14 | 214 | 15.3 | 0 | 30 |
| Opponents | 4 | 72 | 18.0 | 0 | 22 |

| Fumble Returns | no. | yds | avg | td | lg |
|----------------|-----|-----|-----|----|----|
| Total | 0 | 0 | 0.0 | 0 | 0 |
| Opponents | 0 | 0 | 0.0 | 0 | 0 |

| All Purpose | g | rush | rcv | pr | kr | ir | total avg/g |
|---------------|---|------|-----|----|-----|----|-------------|
| Jake Funk | 2 | 256 | 31 | 0 | 0 | 0 | 287 143.5 |
| Isaiah Jacobs | 2 | 15 | 0 | 0 | 147 | 0 | 162 81.0 |
| Jashaun Jones | 2 | 0 | 140 | 5 | 0 | 0 | 145 72.5 |
| Dontay Demus | 2 | 0 | 142 | 0 | 0 | 0 | 142 71.0 |
| Rakim Jarrett | 2 | 0 | 69 | 0 | 19 | 0 | 88 44.0 |
| Darryl Jones | 2 | 0 | 54 | 0 | 0 | 0 | 54 27.0 |
| Brian Cobbs | 2 | 0 | 52 | 0 | 0 | 0 | 52 26.0 |
| Taulia Tagov | 2 | 43 | 0 | 0 | 0 | 0 | 43 21.5 |
| Nick DeGenn | 2 | 0 | 42 | 0 | 0 | 0 | 42 21.0 |
| DeJuan Ellis | 1 | 0 | 0 | 0 | 34 | 0 | 34 34.0 |
| Peny Boone | 2 | 31 | 0 | 0 | 0 | 0 | 31 15.5 |
| Challen Faa | 1 | 0 | 0 | 0 | 14 | 0 | 14 14.0 |
| DeJaun Ellis | 1 | 0 | 7 | 0 | 0 | 0 | 7 7.0 |
| Total | 2 | 345 | 537 | 5 | 214 | 0 | 1101 550.5 |
| Opponents | 2 | 587 | 401 | 1 | 72 | 24 | 1085 542.5 |

2020 OFFENSIVE STATISTICS

| Scoring | td | fg | PAT | | | | dx | saf | pts |
|-------------------|----|-----|------|------|-----|------|----|-----|-----|
| | | | kick | rush | rcv | pass | | | |
| Taulia Tagovailoa | 2 | - | - | - | - | - | - | 12 | |
| Jake Funk | 2 | - | - | - | - | - | - | 12 | |
| Joseph Petrino | - | 2-3 | 6-6 | - | - | - | - | 12 | |
| Jeshaun Jones | 1 | - | - | - | - | - | - | 6 | |
| Dontay Demus | 1 | - | - | - | - | - | - | 6 | |
| Total | 6 | 2-3 | 6-6 | - | - | - | - | 48 | |
| Opponents | 11 | 4-4 | 9-11 | - | - | - | - | 87 | |

| Total Offense | g | plays | rush | pass | total | avg/g |
|-------------------|---|-------|------|------|-------|-------|
| Taulia Tagovailoa | 2 | 71 | 43 | 488 | 531 | 265.5 |
| Jake Funk | 2 | 27 | 256 | 0 | 256 | 128.0 |
| Lance Legendre | 2 | 5 | 0 | 49 | 49 | 24.5 |
| Peny Boone | 2 | 6 | 31 | 0 | 31 | 15.5 |
| Isaiah Jacobs | 2 | 6 | 15 | 0 | 15 | 7.5 |
| Total | 2 | 115 | 345 | 537 | 882 | 441.0 |
| Opponents | 2 | 148 | 587 | 401 | 988 | 494.0 |

| Field Goals | fg | pct. | 01-19 | 20-29 | 30-39 | 40-49 | 50-99 | lg | blk |
|----------------|-----|------|-------|-------|-------|-------|-------|----|-----|
| Joseph Petrino | 2-3 | 66.7 | 0-0 | 0-0 | 1-1 | 0-0 | 1-2 | 51 | 0 |

| Punting | no. | yds | avg | lg | tb | fc | i20 | 50+ | blk |
|-------------------|-----|-----|------|----|----|----|-----|-----|-----|
| Colton Spangler | 4 | 151 | 37.8 | 39 | 0 | 3 | 1 | 0 | 0 |
| Anthony Pecorella | 2 | 81 | 40.5 | 47 | 0 | 1 | 1 | 0 | 0 |
| Total | 6 | 232 | 38.7 | 47 | 0 | 4 | 2 | 0 | 0 |
| Opponents | 7 | 264 | 37.7 | 51 | 1 | 5 | 1 | 1 | 0 |

| FG Sequence | Maryland | Opponents |
|--------------|----------|----------------|
| Northwestern | (33) | (43),(23),(43) |
| Minnesota | 51,(51) | (25) |

| Kickoffs | no. | yds | avg | tb | ob | retn | net | ydIn |
|----------------|-----|-----|------|----|----|------|------|------|
| Joseph Petrino | 9 | 469 | 52.1 | 0 | 1 | | | |
| Total | 9 | 469 | 52.1 | 0 | 1 | 18.0 | 44.1 | 20 |
| Opponents | 15 | 810 | 54.0 | 0 | 0 | 15.3 | 39.7 | 25 |

Numbers in (parentheses) indicate field goal was made.

2020 DEFENSIVE STATISTICS

2020 University of Maryland Football
 Maryland Overall Defensive Statistics (as of Oct 31, 2020)
 All games

| # | Defensive Leaders | gp-gs | Tackles | | | | tfl/yds | Sacks no-yds | Pass defense | | | Fumbles | | blkd | |
|-----------|---------------------|-------|---------|----|-----|--------|---------|-----------------|--------------|------|-----|---------|----|------|-----|
| | | | ua | a | tot | | | | int-yds | brup | qbh | rcv-yds | ff | kick | saf |
| 44 | Chance Campbell | 2-2 | 15 | 13 | 28 | 4.0-14 | 1.0-9 | . | . | . | . | . | . | . | |
| 18 | Jordan Mosley | 2-2 | 8 | 9 | 17 | . | . | . | . | . | . | . | . | . | |
| 16 | Ayinde Eley | 2-0 | 6 | 9 | 15 | 1.0-2 | . | . | . | . | . | . | . | . | |
| 3D | Nick Cross | 2-1 | 6 | 5 | 11 | . | . | . | . | . | . | . | . | . | |
| 1S | Tarheeb Still | 2-2 | 8 | 1 | 9 | . | . | . | 2 | . | . | . | . | . | |
| 23 | Fa'Najae Gotay | 2-2 | 3 | 6 | 9 | . | . | . | . | . | . | . | . | . | |
| 97 | Sam Okuayinonu | 2-1 | 4 | 5 | 9 | 0.5-1 | . | . | . | . | . | . | . | . | |
| 95 | Lawtez Rogers | 2-2 | 5 | 2 | 7 | . | . | . | . | 1 | . | . | . | . | |
| 55 | Ami Finau | 2-2 | 1 | 5 | 6 | 0.5-0 | . | . | . | . | . | . | . | . | |
| 33 | Deonte Banks | 2-1 | 4 | 1 | 5 | . | . | . | . | . | . | . | . | . | |
| 2B | Erwin Byrd | 2-2 | 2 | 3 | 5 | 0.5-0 | . | . | . | . | . | . | . | . | |
| 89 | Anthony Booker Jr. | 2-0 | 3 | 2 | 5 | 1.5-2 | . | . | . | . | . | . | . | . | |
| 11 | Ruben Hyppolite II | 2-0 | 3 | 1 | 4 | . | . | . | . | . | . | . | . | . | |
| 9 | Joseph Boletepeli | 1-0 | 3 | 1 | 4 | . | . | . | . | . | . | . | . | . | |
| 3N | Mo Kite | 2-2 | 1 | 3 | 4 | . | . | . | . | 1 | . | . | . | . | |
| 19 | Ahmad McCullough | 2-0 | 1 | 2 | 3 | . | . | . | . | . | . | . | . | . | |
| 20 | Antwaine Richardson | 2-1 | 2 | 1 | 3 | . | . | . | . | . | . | . | . | . | |
| 2C | Jakorian Bennett | 2-1 | 3 | . | 3 | . | . | . | 1 | . | . | . | . | . | |
| 22 | Osita Smith | 2-0 | 3 | . | 3 | . | . | . | . | . | . | . | . | . | |
| 39 | Deshawn Holt | 2-0 | 2 | . | 2 | . | . | . | . | 1 | . | . | . | . | |
| 37 | Lavonte Gater | 2-0 | 2 | . | 2 | . | . | . | 1 | . | . | . | . | . | |
| 34 | Jake Funk | 2-2 | 1 | . | 1 | . | . | . | . | . | . | . | . | . | |
| 25 | Beau Brade | 2-0 | . | 1 | 1 | . | . | . | . | . | . | . | . | . | |
| 49 | David Brownlee | 2-0 | 1 | . | 1 | . | . | . | . | . | . | . | . | . | |
| 91 | Tre Smith | 2-0 | . | 1 | 1 | . | . | . | . | . | . | . | . | . | |
| 36 | Cortez Andrews | 2-0 | 1 | . | 1 | . | . | . | . | . | . | . | . | . | |
| 24 | Kenny Bennett | 2-0 | . | 1 | 1 | . | . | . | 1 | . | . | . | . | . | |
| Total | | 2 | 88 | 72 | 160 | 8-19 | 1-9 | . | 5 | 3 | . | . | . | . | |
| Opponents | | 2 | 73 | 38 | 111 | 7-48 | 3-40 | 4-24 | 6 | 4 | 2-0 | 1 | . | . | |

2020 GAME-BY-GAME TEAM STATISTICS

TEAM STATISTICS

| Date | Opponent | Rushing | | | | Receiving | | | | Passing | | | | Kick Returns | | | | Punt Returns | | | | tot off | | |
|----------|-----------------|---------|-----|----|----|-----------|-----|----|----|---------|-----|-----|-----|--------------|----|-----|-----|--------------|----|-----|-----|------------|----|-----|
| | | no. | yds | td | lg | no. | yds | td | lg | cmp | att | int | yds | td | lg | no. | yds | td | lg | no. | yds | | td | lg |
| Oct 24 | at Northwestern | 20 | 64 | 0 | 24 | 18 | 143 | 0 | 20 | 18 | 29 | 3 | 143 | 0 | 20 | 8 | 149 | 0 | 30 | 1 | 5 | 0 | 5 | 207 |
| Oct 30 | MINNESOTA | 31 | 281 | 3 | 51 | 26 | 394 | 3 | 76 | 26 | 35 | 1 | 394 | 3 | 76 | 6 | 65 | 0 | 20 | 0 | 0 | 0 | 0 | 675 |
| Maryland | | 51 | 345 | 3 | 51 | 44 | 537 | 3 | 76 | 44 | 64 | 4 | 537 | 3 | 76 | 14 | 214 | 0 | 30 | 1 | 5 | 0 | 5 | 882 |
| | | 103 | 587 | 9 | 37 | 33 | 401 | 2 | 39 | 33 | 45 | 0 | 401 | 2 | 39 | 4 | 72 | 0 | 22 | 1 | 1 | 0 | 1 | 988 |

Games: 2 • Avg/rush: 6.8 • Avg/catch: 12.2 • Pass effic: 142.20 • KR avg: 15.3 • PR avg: 5.0 • All purpose avg/game: 550.5 • Total offense a

| Date | Opponent | Tackles | | | | Sacks no-yds | Fumble | | Pass Defense | | | blkd kick | PAT Attempts | | | off | | | |
|----------|-----------------|---------|----|-------|---------|-----------------|--------|--------|--------------|-----|------|--------------|--------------|------|------|-----|-----|-----|-----|
| | | ua | a | total | tfl-yds | | ff | fr-yds | int-yds | qbh | brup | | kick | kick | rush | rcv | saf | t/o | pts |
| Oct 24 | at Northwestern | 48 | 37 | 85 | 5.0-8 | 0.0-0 | 0 | 0-0 | 0-0 | 3 | 3 | 0 | 0-0 | 0 | 0 | 0 | 0 | 0 | 3 |
| Oct 30 | MINNESOTA | 40 | 34 | 74 | 3.0-11 | 1.0-9 | 0 | 0-0 | 0-0 | 0 | 2 | 0 | 6-6 | 0 | 0 | 0 | 0 | 0 | 45 |
| Maryland | | 88 | 71 | 159 | 8.0-19 | 1.0-9 | 0 | 0-0 | 0-0 | 3 | 5 | 0 | 6-6 | 0 | 0 | 0 | 0 | 0 | 48 |
| | | 73 | 38 | 111 | 7.0-48 | 3.0-40 | 1 | 2-0 | 4-24 | 4 | 6 | 0 | 9-11 | 0 | 0 | 0 | 26 | 87 | |

| Date | Opponent | Punting | | | | | | | Field Goals | | | Kickoffs | | | | | | |
|----------|-----------------|---------|-----|------|------|------|----|----|-------------|-----|--------|----------|------|-----|-----|------|----|----|
| | | no. | yds | avg | long | blkd | tb | fc | 50+ | i20 | md-att | long | blkd | no. | yds | avg | tb | ob |
| Oct 24 | at Northwestern | 5 | 198 | 39.6 | 47 | 0 | 0 | 3 | 0 | 1 | 1-1 | 33 | 0 | 2 | 80 | 40.0 | 0 | 0 |
| Oct 30 | MINNESOTA | 1 | 34 | 34.0 | 34 | 0 | 0 | 1 | 0 | 1 | 1-2 | 51 | 0 | 7 | 389 | 55.6 | 0 | 1 |
| Maryland | | 6 | 232 | 38.7 | 47 | 0 | 0 | 4 | 0 | 2 | 2-3 | 51 | 0 | 9 | 469 | 52.1 | 0 | 1 |
| | | 7 | 264 | 37.7 | 51 | 0 | 1 | 5 | 1 | 1 | 4-4 | 43 | 0 | 15 | 810 | 54.0 | 0 | 0 |

2020 GAME-BY-GAME OPPONENT STATISTICS

All games

OPPONENT STATISTICS

| Date | Opponent | Rushing | | | | Receiving | | | | Passing | | | | Kick Returns | | | | Punt Returns | | | | tot off | | |
|-----------|-----------------|---------|-----|----|----|-----------|-----|----|----|---------|-----|-----|-----|--------------|----|-----|-----|--------------|----|-----|-----|------------|----|-----|
| | | no. | yds | td | lg | no. | yds | td | lg | cmp | att | int | yds | td | lg | no. | yds | td | lg | no. | yds | | td | lg |
| Oct 24 | at Northwestern | 53 | 325 | 4 | 37 | 23 | 212 | 1 | 23 | 23 | 30 | 0 | 212 | 1 | 23 | 0 | 0 | 0 | 0 | 1 | 1 | 0 | 1 | 537 |
| Oct 30 | MINNESOTA | 50 | 262 | 5 | 33 | 10 | 189 | 1 | 39 | 10 | 15 | 0 | 189 | 1 | 39 | 4 | 72 | 0 | 22 | 0 | 0 | 0 | 0 | 451 |
| Opponents | | 103 | 587 | 9 | 37 | 33 | 401 | 2 | 39 | 33 | 45 | 0 | 401 | 2 | 39 | 4 | 72 | 0 | 22 | 1 | 1 | 0 | 1 | 988 |
| | | 51 | 345 | 3 | 51 | 44 | 537 | 3 | 76 | 44 | 64 | 4 | 537 | 3 | 76 | 14 | 214 | 0 | 30 | 1 | 5 | 0 | 5 | 882 |

Games: 2 • Avg/rush: 5.7 • Avg/catch: 12.2 • Pass effic: 162.85 • KR avg: 18.0 • PR avg: 1.0 • All purpose avg/game: 542.5 • Total offense :

| Date | Opponent | Tackles | | | | Sacks | | Fumble | | Pass Defense | | | blkd kick | PAT Attempts | | | off | | |
|-----------|-----------------|---------|----|-------|---------|--------|----|--------|---------|--------------|------|------|--------------|--------------|------|-----|-----|-----|-----|
| | | ua | a | total | tfl-yds | no-yds | ff | fr-yds | int-yds | qbh | brup | kick | | kick | rush | rcv | saf | t/o | pts |
| Oct 24 | at Northwestern | 32 | 22 | 54 | 6.0-32 | 2.0-24 | 0 | 1-0 | 3-0 | 4 | 3 | 0 | 4-5 | 0 | 0 | 0 | 0 | 16 | 43 |
| Oct 30 | MINNESOTA | 41 | 16 | 57 | 1.0-16 | 1.0-16 | 1 | 1-0 | 1-24 | 0 | 3 | 0 | 5-6 | 0 | 0 | 0 | 0 | 10 | 44 |
| Opponents | | 73 | 38 | 111 | 7.0-48 | 3.0-40 | 1 | 2-0 | 4-24 | 4 | 6 | 0 | 9-11 | 0 | 0 | 0 | 0 | 26 | 87 |
| | | 88 | 71 | 159 | 8.0-19 | 1.0-9 | 0 | 0-0 | 0-0 | 3 | 5 | 0 | 6-6 | 0 | 0 | 0 | 0 | 0 | 48 |

| Date | Opponent | Punting | | | | | | | Field Goals | | | Kickoffs | | | | | | |
|-----------|-----------------|---------|-----|------|------|------|----|----|-------------|-----|--------|----------|------|-----|-----|------|----|----|
| | | no. | yds | avg | long | blkd | tb | fc | 50+ | i20 | md-att | long | blkd | no. | yds | avg | tb | ob |
| Oct 24 | at Northwestern | 3 | 125 | 41.7 | 51 | 0 | 1 | 1 | 1 | 0 | 3-3 | 43 | 0 | 8 | 446 | 55.8 | 0 | 0 |
| Oct 30 | MINNESOTA | 4 | 139 | 34.8 | 37 | 0 | 0 | 4 | 0 | 1 | 1-1 | 25 | 0 | 7 | 364 | 52.0 | 0 | 0 |
| Opponents | | 7 | 264 | 37.7 | 51 | 0 | 1 | 5 | 1 | 1 | 4-4 | 43 | 0 | 15 | 810 | 54.0 | 0 | 0 |
| | | 6 | 232 | 38.7 | 47 | 0 | 0 | 4 | 0 | 2 | 2-3 | 51 | 0 | 9 | 469 | 52.1 | 0 | 1 |

2020 GAME-BY-GAME STARTERS

Offense

| GAME | WR | LT | LG | C | RG | RT | WR | WR | WR/RB/TE | RB | QB |
|-----------------|--------------------|----------------------|---------------------|----------------------|---------------------|-----------------------|---------------------|-----------------------|----------------------|-------------------|-------------------------|
| at Northwestern | Cobbs ⁶ | Duncan ¹² | Branch ¹ | Jordan ¹³ | Minor ¹¹ | Anderson ² | Demus ¹⁴ | J. Jones ³ | Jarrett ¹ | Funk ¹ | Tagovailoa ¹ |
| Minnesota | Cobbs ⁷ | Duncan ¹³ | Branch ² | Jordan ¹⁴ | Minor ¹² | Anderson ³ | Demus ¹⁵ | J. Jones ⁴ | Jarrett ² | Funk ² | Tagovailoa ² |

Defense

| GAME | DE | NOSE | TACKLE | JACK | MIKE | WILL | CB | CB | S | S | CB |
|-----------------|---------------------|--------------------|--------------------------|-------------------------|-----------------------|--------------------|-------------------|-------------------------|--------------------------|----------------------|--------------------|
| at Northwestern | Rogers ³ | Finau ¹ | Nasili-Kite ¹ | Nchami ¹ | Campbell ³ | Gotay ² | Byrd ¹ | J. Bennett ¹ | Cross ⁶ | Mosley ⁹ | Still ¹ |
| Minnesota | Rogers ⁴ | Finau ² | Nasili-Kite ² | Okuayinonu ² | Campbell ⁴ | Gotay ³ | Byrd ² | Banks ⁹ | Richardson ¹⁴ | Mosley ¹⁰ | Still ² |

Class Starters by Game (includes punter, snapper & place-kicker)

| GAME | Seniors | Juniors | Sophomores | Redshirt Freshmen | True Freshmen | Total |
|-----------------|---------|---------|------------|-------------------|---------------------|-------|
| at Northwestern | 2 | 11 | 9 | 1 | 2 (Jarrett & Still) | 25 |
| Minnesota | 4 | 10 | 8 | 1 | 2 (Jarrett & Still) | 25 |

Terrapin Playing-Experience Superlatives

| | Offense | Defense |
|-----------------------------------|--|--|
| Most overall starts, career — | 15, Dontay Demus Jr. (WR) 14, Johnny Jordan (C) | 10 Jordan Mosley (S) 9, Deonte Banks (CB) |
| Most overall starts, 2020 — | 2, 12 players | 2, 9 players |
| Most consecutive starts, career — | 14, Dontay Demus Jr. (WR) | 3, Fa'najae Gotay (LB) |
| Most consecutive starts, 2020 — | 12, 12 players | 1, 12 players |

2020 GAME-BY-GAME PARTICIPATION

| R-SENIORS (1) | NW | MIN | PSU | OSU | MSU | IND | UM | RUT | B1G |
|----------------------|------------|------------|-----|-----|-----|-----|----|-----|-----|
| 34 Funk RB | S | S | | | | | | | |
| Class Partic. | 1-1 | 1-1 | | | | | | | |

| SENIORS (4) | NW | MIN | PSU | OSU | MSU | IND | UM | RUT | B1G |
|----------------------|------------|------------|-----|-----|-----|-----|----|-----|-----|
| 1 Smith LB | x | dnp | | | | | | | |
| 20 Richardson DB | x | S | | | | | | | |
| 57 Bradley OL | x | dnp | | | | | | | |
| 73 Jordan OL | S | S | | | | | | | |
| 97 Okuayinonu DL | x | S | | | | | | | |
| Class Partic. | 5-1 | 3-3 | | | | | | | |

| JUNIORS (18) | NW | MIN | PSU | OSU | MSU | IND | UM | RUT | B1G |
|----------------------|--------------|--------------|-----|-----|-----|-----|----|-----|-----|
| 2 J. Bennett DB | S | x | | | | | | | |
| 7 Demus WR | S | S | | | | | | | |
| 15 Cobbs WR | S | S | | | | | | | |
| 16 Eley LB | x | x | | | | | | | |
| 18 J. Mosley DB | S | S | | | | | | | |
| 21 D. Jones WR | x | x | | | | | | | |
| 24 K. Bennett DB | x | x | | | | | | | |
| 27 Petrino K | S | S | | | | | | | |
| 31 Capehart DB | x | dnp | | | | | | | |
| 35 Faamatau RB | x | x | | | | | | | |
| 44 Campbell LB | S | S | | | | | | | |
| 47 Rosenberry LS | S | S | | | | | | | |
| 49 Brownlee LB | x | x | | | | | | | |
| 55 Finau DL | S | S | | | | | | | |
| 65 Branch OL | S | S | | | | | | | |
| 72 Minor OL | S | S | | | | | | | |
| 83 Carriere WR | x | x | | | | | | | |
| 95 Rogers DL | S | S | | | | | | | |
| Class Partic. | 18-11 | 17-10 | | | | | | | |

| R-SOPHOMORES (4) | NW | MIN | PSU | OSU | MSU | IND | UM | RUT | B1G |
|----------------------|------------|------------|-----|-----|-----|-----|----|-----|-----|
| 6 J. Jones WR | S | S | | | | | | | |
| 30 Nchami LB | S | dnp | | | | | | | |
| 88 Ellis WR | x | x | | | | | | | |
| 91 Titi DL | x | x | | | | | | | |
| Class Partic. | 4-2 | 3-1 | | | | | | | |

| SOPHOMORES (17) | NW | MIN | PSU | OSU | MSU | IND | UM | RUT | B1G |
|----------------------|-------------|-------------|-----|-----|-----|-----|----|-----|-----|
| 3 Cross DB | S | x | | | | | | | |
| 3 Tagovailoa QB | S | S | | | | | | | |
| 9 Boletepeli DL | x | dnp | | | | | | | |
| 10 Baylor TE | x | x | | | | | | | |
| 14 Hazel DB | x | x | | | | | | | |
| 19 McCullough LB | x | x | | | | | | | |
| 23 Gotay LB | S | S | | | | | | | |
| 33 Banks DB | x | S | | | | | | | |
| 33 Thome RB | x | dnp | | | | | | | |
| 34 Nasili-Kite DL | S | S | | | | | | | |
| 35 Thomas LB | x | x | | | | | | | |
| 36 Andrews LB | x | x | | | | | | | |
| 37 Gater DB | x | x | | | | | | | |
| 52 Gregory OL | x | x | | | | | | | |
| 54 Anderson OL | S | S | | | | | | | |
| 70 Moran OL | x | x | | | | | | | |
| 71 Duncan OL | S | S | | | | | | | |
| 98 Pecorella P | S | S | | | | | | | |
| 99 Spangler P | x | x | | | | | | | |
| Class Partic. | 18-7 | 17-7 | | | | | | | |

| R-FRESHMEN (7) | NW | MIN | PSU | OSU | MSU | IND | UM | RUT | B1G |
|----------------------|------------|------------|-----|-----|-----|-----|----|-----|-----|
| 12 LeGendre QB | x | x | | | | | | | |
| 16 Tomlin WR | x | x | | | | | | | |
| 26 Byrd DB | S | S | | | | | | | |
| 39 Holt LB | x | x | | | | | | | |
| 78 Lunsford OL | x | dnp | | | | | | | |
| 86 Jackson TE | x | x | | | | | | | |
| 89 Booker Jr. DL | x | x | | | | | | | |
| Class Partic. | 7-1 | 6-1 | | | | | | | |

| FRESHMEN (8) | NW | MIN | PSU | OSU | MSU | IND | UM | RUT | B1G |
|----------------------|-------------|------------|-----|-----|-----|-----|----|-----|-----|
| 2 McDougle WR | x | dnp | | | | | | | |
| 4 Jacobs RB | x | x | | | | | | | |
| 5 Jarrett WR | S | S | | | | | | | |
| 11 Hyppolite LB | x | x | | | | | | | |
| 12 Still DB | S | S | | | | | | | |
| 13 Boone RB | x | x | | | | | | | |
| 17 DeGennaro WR | x | x | | | | | | | |
| 22 O. Smith DB | x | x | | | | | | | |
| 25 Brade DB | x | x | | | | | | | |
| 99 Burgess LB | x | x | | | | | | | |
| Class Partic. | 10-2 | 9-2 | | | | | | | |

ACTIVE PLAYERS 61 59
x – indicates played in game; *S* – indicates started game; *dnp* – did not play;
tr – indicates will sit out season as transfer; *susp* – suspended for the game

2020 SEASON SUPERLATIVES

INDIVIDUAL MARYLAND GAME HIGHS

| | | |
|---------------------|------|--|
| Rushes | 21 | Jake Funk, Minnesota (Oct. 30) |
| Yards Rushing | 221 | Jake Funk, Minnesota (Oct. 30) |
| Rushing TDs | 2 | Taulia Tagovailoa, Minnesota (Oct. 30) |
| Long Rush | 51 | Jake Funk, Minnesota (Oct. 31) |
| Pass Attempts | 35 | Taulia Tagovailoa, Minnesota (Oct. 30) |
| Pass Completions | 26 | Taulia Tagovailoa, Minnesota (Oct. 30) |
| Yards Passing | 394 | Taulia Tagovailoa, Minnesota (Oct. 30) |
| TD Passes | 3 | Taulia Tagovailoa, Minnesota (Oct. 30) |
| Long Pass | 76 | Taulia Tagovailoa, Minnesota (Oct. 30) |
| Receptions | 7 | Dontay Demus Jr., Minnesota (Oct. 30) |
| Yards Receiving | 103 | Taulia Tagovailoa, Minnesota (Oct. 30) |
| TD Receptions | 1 | Dontay Demus Jr., Minnesota (Oct. 30) |
| | 1 | Jake Funk, Minnesota (Oct. 30) |
| | 1 | Jeshaun Jones, Minnesota (Oct. 30) |
| Long Reception | 76 | Jeshaun Jones, Minnesota (Oct. 30) |
| Field Goals | 1 | Joseph Petrino, at Northwestern (Oct. 24) |
| | 1 | Joseph Petrino, Minnesota (Oct. 30) |
| Long Field Goal | 51 | Joseph Petrino, Minnesota (Oct. 30) |
| Punts | 4 | Colton Spangler, at Northwestern (Oct. 24) |
| Punting Avg | 47.0 | Anthony Pecorella, at Northwestern (Oct. 24) |
| Long Punt | 47 | Anthony Pecorella, at Northwestern (Oct. 24) |
| Punts inside 20 | 1 | Colton Spangler, at Northwestern (Oct. 24) |
| | 1 | Anthony Pecorella, Minnesota (Oct. 30) |
| Long Punt Return | 5 | Jeshaun Jones, at Northwestern (Oct. 24) |
| Long Kickoff Return | 30 | Isaiah Jacobs, at Northwestern (Oct. 24) |
| Tackles | 15 | Chance Campbell, at Northwestern (Oct. 24) |
| Sacks | 1 | Chance Campbell, Minnesota (Oct. 30) |
| Tackles For Loss | 2.5 | Chance Campbell, Minnesota (Oct. 30) |
| Interceptions | - | - |

MARYLAND TEAM HIGHS

| | | |
|------------------|------|---------------------------|
| Rushes | 31 | Minnesota (Oct. 30) |
| Yards Rushing | 281 | Minnesota (Oct. 30) |
| Yards Per Rush | 9.1 | Minnesota (Oct. 30) |
| TD Rushes | 3 | Minnesota (Oct. 30) |
| Pass attempts | 35 | Minnesota (Oct. 30) |
| Pass completions | 26 | Minnesota (Oct. 30) |
| Yards Passing | 394 | Minnesota (Oct. 30) |
| Yards Per Pass | 11.3 | Minnesota (Oct. 30) |
| TD Passes | 3 | Minnesota (Oct. 30) |
| Total Plays | 66 | Minnesota (Oct. 30) |
| Total Offense | 675 | Minnesota (Oct. 30) |
| Yards Per Play | 10.2 | Minnesota (Oct. 30) |
| Points | 45 | Minnesota (Oct. 30) |
| Sacks By | 1 | Minnesota (Oct. 30) |
| First Downs | 28 | Minnesota (Oct. 30) |
| Penalties | 10 | Minnesota (Oct. 30) |
| Penalty Yards | 97 | Minnesota (Oct. 30) |
| Turnovers | 4 | at Northwestern (Oct. 24) |
| Interceptions | - | - |
| Punts | 5 | at Northwestern (Oct. 24) |
| Punting Avg | 39.6 | at Northwestern (Oct. 24) |
| Long Punt | 47 | at Northwestern (Oct. 24) |
| Punts inside 20 | 1 | at Northwestern (Oct. 24) |
| | 1 | Minnesota (Oct. 30) |
| Long Punt Return | 5 | at Northwestern (Oct. 24) |

INDIVIDUAL OPPONENT GAME HIGHS

| | | |
|---------------------|------|--|
| Rushes | 41 | Mohamed Ibrahim, Minnesota (Oct. 30) |
| Yards Rushing | 207 | Mohamed Ibrahim, Minnesota (Oct. 30) |
| Rushing TDs | 4 | Mohamed Ibrahim, Minnesota (Oct. 30) |
| Long Rush | 37 | Drake Anderson, at Northwestern (Oct. 24) |
| Pass Attempts | 30 | Peyton Ramsey, at Northwestern (Oct. 24) |
| Pass Completions | 23 | Peyton Ramsey, at Northwestern (Oct. 24) |
| Yards Passing | 212 | Peyton Ramsey, at Northwestern (Oct. 24) |
| TD Passes | 1 | Peyton Ramsey, at Northwestern (Oct. 24) |
| | 1 | Tanner Morgan, Minnesota (Oct. 30) |
| Long Pass | 39 | Tanner Morgan, Minnesota (Oct. 30) |
| Receptions | 5 | John Raine, at Northwestern (Oct. 24) |
| | 5 | Rashod Bateman, Minnesota (Oct. 30) |
| Yards Receiving | 112 | Chris Autman-Bell, Minnesota (Oct. 30) |
| TD Receptions | 1 | Isaiah Bowser, at Northwestern (Oct. 24) |
| | 1 | Chris Autman-Bell, Minnesota (Oct. 30) |
| Long Reception | 39 | Chris Autman-Bell, Minnesota (Oct. 30) |
| Field Goals | 3 | Charlie Kuhbander, at Northwestern (Oct. 24) |
| Long Field Goal | 43 | Charlie Kuhbander, at Northwestern (Oct. 24) |
| Punts | 4 | Jah Joyner, Minnesota (Oct. 30) |
| Punting Avg | 43.0 | Cody Gronewold, at Northwestern (Oct. 24) |
| Long Punt | 51 | Derek Adams, at Northwestern (Oct. 24) |
| Punts inside 20 | 1 | Jah Joyner, Minnesota (Oct. 30) |
| Long Punt Return | 1 | Riley Lees, at Northwestern (Oct. 24) |
| Long Kickoff Return | 22 | Cam Wiley, Minnesota (Oct. 30) |
| Tackles | 8 | Jordan Howden, Minnesota (Oct. 30) |
| | 8 | Tyler Nubin, Minnesota (Oct. 30) |
| | 8 | Mariano Sori-Marín, Minnesota (Oct. 30) |
| Sacks | 1 | Cameron Ruiz, at Northwestern (Oct. 24) |
| | 1 | Adetomiwa Adebawore, at Northwestern (Oct. 24) |
| Tackles For Loss | 1 | Brandon Joseph, at Northwestern (Oct. 24) |
| | 1 | Cameron Ruiz, at Northwestern (Oct. 24) |
| | 1 | Adetomiwa Adebawore, at Northwestern (Oct. 24) |
| | 1 | Eku Leota, at Northwestern (Oct. 24) |
| | 1 | Jason Gold Jr., at Northwestern (Oct. 24) |
| Interceptions | 1 | JR Pace, at Northwestern (Oct. 24) |
| | 1 | AJ Hampton, at Northwestern (Oct. 24) |
| | 1 | Coco Azema, at Northwestern (Oct. 24) |
| | 1 | DeAngelo Carter, Minnesota (Oct. 30) |

OPPONENT TEAM HIGHS

| | | |
|------------------|------|---------------------------|
| Rushes | 53 | at Northwestern (Oct. 24) |
| Yards Rushing | 325 | at Northwestern (Oct. 24) |
| Yards Per Rush | 6.1 | at Northwestern (Oct. 24) |
| TD Rushes | 5 | Minnesota (Oct. 30) |
| Pass attempts | 30 | at Northwestern (Oct. 24) |
| Pass completions | 23 | at Northwestern (Oct. 24) |
| Yards Passing | 212 | at Northwestern (Oct. 24) |
| Yards Per Pass | 12.6 | Minnesota (Oct. 30) |
| TD Passes | 1 | at Northwestern (Oct. 24) |
| | 1 | Minnesota (Oct. 30) |
| Total Plays | 83 | at Northwestern (Oct. 24) |
| Total Offense | 537 | at Northwestern (Oct. 24) |
| Yards Per Play | 6.9 | Minnesota (Oct. 30) |
| Points | 44 | Minnesota (Oct. 30) |
| Sacks By | 2 | at Northwestern (Oct. 24) |
| First Downs | 31 | at Northwestern (Oct. 24) |
| Penalties | 5 | at Northwestern (Oct. 24) |
| Penalty Yards | 48 | at Northwestern (Oct. 24) |
| Turnovers | - | - |
| Interceptions By | 3 | at Northwestern (Oct. 24) |
| Punts | 4 | Minnesota (Oct. 30) |
| Punting Avg | 41.7 | at Northwestern (Oct. 24) |
| Long Punt | 51 | at Northwestern (Oct. 24) |
| Punts inside 20 | 1 | Minnesota (Oct. 30) |
| Long Punt Return | 1 | at Northwestern (Oct. 24) |

GAME1

Oct. 24, 2020

Maryland 3, Northwestern 43

EVANSTON, Ill. — The Maryland football team fell in its season opener to Northwestern 43-3 on Saturday night.

Chance Campbell recorded a career-best 15 tackles (10 solo), including 1.5 for loss and Dontay Demus Jr. caught a pass for the 16th-straight game, finishing with 41 yards on four receptions for Maryland.

In his first game back after missing the 2019 season due to an ACL injury, Jashaun Jones tallied five receptions for 41 yards. Nick DeGennaro caught the first three balls of his career on the Terps last drive of the night, accumulating 42 yards.

The Terps scored on their first drive of the game off a Joseph Petrino 33-yard field goal after a 12 play, 56-yard drive that saw Taulia Tagovailoa go 6-for-7 for 36 yards.

Maryland will open up its home slate next Friday evening at 7:30 p.m. for Homecoming as the Terps host No. 21 Minnesota at Capital One Field at Maryland Stadium.

| | 1ST | 2ND | 3RD | 4TH | - | FINAL |
|--------------------|-----|-----|-----|-----|---|-------|
| MARYLAND (0-1) | 3 | 0 | 0 | 0 | - | 3 |
| NORTHWESTERN (1-0) | 14 | 16 | 7 | 6 | - | 43 |

First Quarter

09:09 - UMD - Petrino 33 yd field goal 12 plays, 56 yards, 5:46
 04:49 - NU - Bowser 1 yd run (Kuhbender kick), 14 plays, 75 yards, 4:20
 01:31 - NU - Ramsey 12 yd run (Kuhbender kick), 5 plays, 55 yards, 1:58
2ND QUARTER
 09:04 - NU - Kuhbender, 43 yd field goal 7 plays, 35 yards, 2:34
 05:43 - NU - Anderson 37 yd run (Kuhbender kick), 5 plays, 60 yards, 2:00
 03:23 - NU - Kuhbender, 23 yd field goal 5 plays, 18 yards, 2:16
 00:00 - NU - Kuhbender, 43 yd field goal 12 plays, 56 yards, 2:35
3RD QUARTER
 06:29 - NU - Bowser 7 yd pass from Ramsey (Kuhbender,kick) 17 plays, 75 yards, 8:31
4TH QUARTER
 08:25 - NU - Hull 30 yd run (Finison kick failed), 8 plays, 93 yards, 5:47

| | UMD | NW |
|----------------------------|---------|---------|
| First Downs | 14 | 31 |
| Rushes-Yards | 21-64 | 53-325 |
| Comp-Att-Int | 18-29-3 | 23-30-0 |
| Passing Yards | 143 | 212 |
| Total Offense Plays-Yards | 50-207 | 83-537 |
| Fumble Returns-Yards | 0-0 | 0-0 |
| Punt Returns-Yards | 1-5 | 1-1 |
| Interception Returns-Yards | 0-0 | 3-0 |
| Punts-Average | 5-39.6 | 3-41.7 |
| Fumbles-Lost | 1-1 | 0-0 |
| Penalties-Yards | 6-60 | 5-48 |
| Third-Down Conversions | 3-11 | 8-16 |
| Fourth-Down Conversions | 1-1 | 3-3 |
| Red-Zone Scores-Chances | 1-2 | 5-5 |
| Sacks By-Yards Lost | 0-0 | 2-24 |
| Time of Possession | 22:39 | 37:21 |

RUSHING: Maryland-Jake Funk 6-35; Peny Boone 5-30; Isaiah Jacobs 6-15; Taulia Tagovailoa 3-minus 16.

Northwestern-Anderson Drake 10-103; Bowser,Isaiah 23-70; Ramsey,Peyton 7-47; Hull,Evan 4-44; Porter,Cam 2-25; Mcgowan,Kyric 2-19; Lees,Riley 1-7; Cisco,Marcus 3-6; Brown,Jesse 1-4.

PASSING: Maryland-Taulia Tagovailoa 14-25-3-94; Lance Legendre 4-4-0-49. Northwestern-Ramsey,Peyton 23-30-0-212.

RECEIVING: Maryland-Jashaun Jones 5-37; Dontay Demus 4-41; Nick DeGennaro 3-42; Jake Funk 2-9; DeJaun Ellis 1-7; Darryl Jones 1-6; Rakim Jarrett 1-1; Isaiah Jacobs 1-0. Northwestern-Raine John 5-53; Chiaokhiao-Bowm 4-46; Bowser,Isaiah 4-21; Lees,Riley 3-28; Washington,M 2-30; Brown,Jesse 2-22; Mcgowan,Kyric 2-9; W Dennis Jr 1-3.

INTERCEPTIONS: Maryland-None. Northwestern-Pace,Jr 1-0; Azema,Coco 1-0; Hampton,A.J. 1-0.

FUMBLES: Maryland-Isaiah Jacobs 1-1. Northwestern-None. SACKS (UA-A): Maryland-None. Northwestern-Ruiz,Cameron 1-0; Adeba-wore,A 1-0.

TACKLES (UA-A): Maryland-Chance Campbell 10-4; Ayinde Eley 4-4; Nick Cross 4-3; Sam Okuayinonu 3-4; Jordan Mosley 2-4; Fa'Najae Gotay 1-4; Tarheeb Still 4-0; Deonte Banks 3-1; Ruben Hypolite II 3-1; Joseph Boletepeli 3-1; Anthony Booker Jr. 2-2; Jakorian Bennett 3-0; Ami Finau 1-2; Erwin Byrd 0-3; Antwaive Richardson 2-0; Ahmad McCullough 1-1; Cortez Andrews 1-0; Deshawn Holt 1-0; Kenny Bennett 0-1; Mo Kite 0-1; Beau Brade 0-1. Northwestern-Joseph,Brandon 5-2; Heard,Rod 4-2; Fisher,Paddy 3-1; Bergin Chris 3-1; Gallagher,B. 1-3; DeHaan,Joe 2-1; Jackson,Bryce 2-1; Rivers,Jaylen 1-2; Ruiz,Cameron 2-0; Hampton,A.J. 1-1; Spivak,Joe 1-1; Jones,Khalid 1-1; Butler,Jordan 0-2; Joseph,Jaheem 1-0; Leota,Eku 1-0; Porter,Cam 1-0; Jason Gold Jr 1-0; McLaugh

GAME2

Oct. 30, 2020

Maryland 45, Minnesota 44 (OT)

COLLEGE PARK, Md. (AP) — A back-and-forth game that featured comebacks by both teams, a dozen touchdowns and more than 1,100 yards in offense seemed destined to reach a second overtime before ending abruptly on — of all things — a botched conversion kick.

Minnesota's Brock Walker sent an extra-point try wide right after the potential tying touchdown, giving Maryland a stunning 45-44 comeback victory Friday night.

After the Terrapins rallied from a 17-point deficit in the fourth quarter to force overtime, Maryland quarterback Taulia Tagovailoa ran for a 2-yard touchdown and Joseph Peterino kicked the extra point to give the Terrapins — who came in as 19-point underdogs — a 45-38 lead.

Minnesota answered with a 2-yard touchdown run by Seth Green before Walker's extra-point try went awry to end this Big Ten duel and launch a wild celebration by the Terrapins, who jubilantly sprinted across the field, seemingly uncaring that they had no fans with whom they could share the moment.

Never in school history had Maryland won after trailing by 17 points in the fourth quarter.

It was a bitter end for the Golden Gophers (0-2), who had turned a 21-7 deficit into a 38-21 lead late in the third quarter.

Tagovailoa went 26 for 35 for 394 yards and three touchdowns in his second college start. He also ran for 59 yards and two scores to help the Terrapins (1-1) bounce back from a season-opening 43-3 loss to Northwestern.

He became the first Maryland quarterback to throw for 300 yards since Caleb Rowe against Virginia in 2013.

Jake Funk ran for a career-best 221 yards, and Maryland totaled a whopping 675 yards of offense.

Mohamed Ibrahim ran for 207 yards and a career-high four touchdowns on 41 carries for Minnesota, which was bounced from the Top 25 with a season-opening loss to Michigan.

| | 1ST | 2ND | 3RD | 4TH | OT | FINAL |
|-----------------|-----|-----|-----|-----|----|-------|
| MINNESOTA (0-2) | 7 | 21 | 10 | 0 | 6 | 44 |
| MARYLAND (1-1) | 21 | 0 | 7 | 17 | 7 | 45 |

First Quarter

10:07 - UMD - Funk 8 yd pass from Tagovailoa (Petrino kick) 11 plays, 82
 06:48 - UMD - Tagovailoa 39 yd run (Petrino kick), 3 plays, 57 yards, 01:19
 02:24 - MIN - Ibrahim, 1 yd run (Walker kick), 8 plays, 81 yards, 04:17
 02:24 - UMD - Jones, J. 76 yd pass from Tagovailoa, (Petrino,kick) 1 plays, 76 yards, 00:10
Second Quarter
 12:06 - MIN - Ibrahim,2 yd run (Walker kick), 11 plays, 65 yards, 05:13
 07:42 - MIN - Ibrahim,1 yd run (Walker kick), 4 plays, 29 yards, 01:54
 02:46 - MIN - Ibrahim,1 yd run (Walker,kick), 5 plays, 91 yards, 02:22
Third Quarter
 11:54 - MIN - Autman-Bell 39 yd pass from Morgan, (Walker kick) 6 plays, 87 yards, 03:02
 02:03 - MIN - Walker,25 yd field goal 13 plays, 73 yards, 07:08
Fourth Quarter
 13:14 - UMD - Demus,15 yd pass from Tagovailoa, (Petrino,kick) 8 plays, 75 yards, 03:49
 07:06 - UMD - Petrino,51 yd field goal 9 plays, 33 yards, 03:51
 03:38 - UMD - Funk 19 yd run (Petrino kick), 3 plays, 56 yards, 01:08
Overtime
 00:00 - UMD - Tagovailoa 2 yd run (Petrino kick), 4 plays, 25 yards, 15:00
 00:00 - MIN - Green,Seth 2 yd run , 4 plays, 25 yards, 00:00

| | MIN | UMD |
|----------------------------|---------|---------|
| First Downs | 24 | 28 |
| Rushes-Yards | 50-262 | 31-281 |
| Comp-Att-Int | 10-15-0 | 26-35-1 |
| Passing Yards | 189 | 394 |
| Total Offense Plays-Yards | 65-451 | 66-675 |
| Fumble Returns-Yards | 0-0 | 0-0 |
| Punt Returns-Yards | 0-0 | 0-0 |
| Interception Returns-Yards | 1-21 | 0-0 |
| Punts-Average | 4-139 | 1-34 |
| Fumbles-Lost | 0-0 | 2-1 |
| Penalties-Yards | 3-21 | 10-97 |
| Third-Down Conversions | 5-11 | 3-8 |
| Fourth-Down Conversions | 1-1 | 1-1 |
| Red-Zone Scores-Chances | 6-6 | 5-6 |
| Sacks By-Yards Lost | 1-16 | 1-9 |
| Time of Possession | 33:30 | 36:30 |

RUSHING: Minnesota-Ibrahim, Mohamed 41-207; Potts, Treyson 3-45; Morgan, Tanner 3-10; Green, Seth

2-2; TEAM 1-minus 2. Maryland-Jake Funk 21-221; Taulia Tagovailoa 8-59; Peny Boone 1-1; Lance Legendre 1-0.

PASSING: Minnesota-Morgan, Tanner 10-15-0-189. Maryland-Taulia Tagovailoa 26-35-1-394.

RECEIVING: Minnesota-Batemam, Rashod 5-62; Autman-Bell, Chris 4-112; Jackson, Daniel 1-15.

Maryland-Dontay Demus 7-101; Rakim Jarrett 6-68; Brian Cobbs 4-52; Jashaun Jones 3-103; Darryl Jones 3-48; Jake Funk 3-22.

INTERCEPTIONS: Minnesota-Carter, DeAngelo 1-24. Maryland-None.

FUMBLES: Minnesota-None. Maryland-Isaiah Jacobs 1-0; Peny Boone 1-1.

SACKS (UA-A): Minnesota-Mafe, Boye 0-1; Rush, Thomas 0-1. Maryland-Chance Campbell 1-0.

TACKLES (UA-A): Minnesota-Nubin, Tyler 6-2; Sori-Marin, Mariano 6-2; Howden, Jordan 5-3; Durr, Coney 5-1; St-Juste, Benjamin 3-1; Mafe, Boye 2-2; Jelen, Preston 3-0; Smith, Terrell 3-0; Rush, Thomas 2-1; Lindenberg, Cody 1-2; Carter, DeAngelo 2-0; Otomewo, Ezeji 1-0; Dew-Treadway, M 1-0; Anderson, MJ 1-0; Harris, Justus 0-1; Schad, Keonte 0-1. Maryland-Chance Campbell 5-8; Jordan Mosley 6-5; Lawtez Rogers 5-2; Ayinde Eley 2-5; Tarheeb Still 4-1; Fa'Najae Gotay 2-2; Nick Cross 2-2; Oslta Smith 3-0; Mo Kite 1-2; Ami Finau 0-3; Erwin Byrd 2-0; Lavonte Gater 2-0; Sam Okuayinonu 1-1; DavidBrownlee 1-0; Anthony Booker Jr. 1-0; Jake Funk 1-0; DeKeandre 1-3; Baylor, Tyler 3-0; Campbell, Chance 2-1; Brooks, Jr., Antoine 1-2; Smith, Shaq 1-2; Miller, B'Ahmad 1-2; Cross, Nick 1-2; Booker Jr., Anthony 2-0; Andrews, Cortez 1-1; Gotay, Fa'Najae 1-1; Bazzie, Fofie 1-1; Gater, Lavonte 1-1; Greeley, Sean 0-2; Bennett, Kenny 1-0; Oluwatimi, Oluwaseun 1-0; Jones, Deon 1-0; Olayinka, Oladimeji 1-0; Gaddy, Brandon 1-0; Kulka, Brett 1-0; Leake, Javon 1-0; Brownlee, David 1-0; Cook, Wyatt 1-0; Makia, Tanyi 1-0; Banks, Deonte 1-0; Alexander, Jalen 1-0; Brand, Bryce 0-1; Davis, Isaiah 0-1; Comma, Jayden 0-1; Glasgow, Cherokee 0-1; Lewis, Marcus 0-1; Ellis, Tino 0-1; Cobbs, Brian 0-1; Demus, Dontay 0-1; Howard, Keiron 0-1.

The Last Time ...

Kickoff Returned for TD

Maryland – Javon Leake (97 yards), Michigan, 11-2-19
Opponent – Giles Jackson (97 yards), Michigan, 11-2-19

Punt Returned for TD

Maryland – DJ Turner (40 yards), Howard, 8-31-19
Opponent – Reggi Hemphill (91 yards), at Texas, 09-02-17

Interception Returned for TD

Maryland – Ravon Davis (37 yards) vs. Ohio State, 11-17-18
Opponent – Coney Durr (72 yards), at Minnesota, 10-26-19

Two Interceptions Returned for TD

Maryland – R. Donohue (25 yards), K. Tate (8 yards), vs. W. Forest, 10-30-10
Opponent – N/A

Fumble Returned for TD

Maryland – Chigoziem Okonkwo (0 yards), Ohio State, 11-17-18
Opponent – Max Rosenthal (0 yards), Michigan State, 11-03-18

Recorded a Safety

Maryland – at Temple, 9-14-19 (team safety)
Opponent – Texas, 9-1-18 (team safety)

Blocked a Punt

Maryland – Jesse Aniebonam, Temple, 09-15-18
Opponent – Josh Metellus, Michigan, 11-11-17

Blocked Two Punts

Maryland – L. Williams and N. Peterson vs. Wake Forest, 10-30-10
Opponent – N/A

Blocked Punt Returned for TD

Maryland – Jesse Aniebonam (27 yards), Temple, 09-15-19
Opponent – David Carter (10 yards), W. Virginia, 09-19-98

Blocked a Field Goal

Maryland – Keiron Howard, at Rutgers, 10-05-19
Opponent – Jacob Robinson, Indiana, 10-28-17

Blocked Field Goal Returned for TD

Maryland – Antoine Brooks (71 yds), at Texas, 09-02-17
Opponent – Holton Hill (65 yds), at Texas, 09-02-17

Blocked a PAT

Maryland – Chandler Burkett, Indiana, 10-28-17
Opponent – Jacob Panasiuk, at Michigan State, 11-30-19

Player Passed for 6 TDs

Maryland – None
Opponent – Matt Johnson (5, 58, 5, 27, 44, 14), vs BG, 09-12-15

Player Scored 5 TDs

Maryland – Bob Shemonski (22 rush, 26 rush, 82 PR, 4 rush, 8 rush) vs. Va. Tech, 11-07-50
Opponent – Bernard Pierce (1 rush, 9 rush, 4 rush, 44 rush, 13 rush) vs. Temple, 09-24-11

Player Passed for 5 TDs

Maryland – Scott Milanovich (5, 14, 27, 5, 12) vs. NC State, 11-5-94
Opponent – Matt Johnson (5, 58, 5, 27, 44, 14), vs BG, 09-12-15

Player Scored 4 Tds

Maryland – Javon Leake (97 kick ret., 64 rush, 27 rush, 43 rush), Illinois, 10-27-18
Opponent – Mohamed Ibragim (1 rush, 2 rush, 1 rush, 1 rush), Minnesota, 10-30-20

Player Scored 4 Rushing TDs

Maryland – D.J. Adams (1, 1, 1, 4) vs. East Carolina, 12-29-10
Opponent – Mohamed Ibragim (1 rush, 2 rush, 1 rush, 1 rush), Minnesota, 10-30-20

Player Passed for 4 TDs

Maryland – Josh Jackson (26, 4, 6, 24), vs. Howard, 8-31-19
Opponent – Chris Laviano (6, 6, 7, 1), at Rutgers, 11-28-15

Player Scored 3 TDs

Maryland – Javon Leake (42 rush, 100 kick ret., 12 rush)
Opponent – Mohamed Ibragim (1 rush, 2 rush, 1 rush, 1 rush), Minnesota, 10-30-20

Player Scored 3 Rushing TDs

Maryland – Javon Leake (64 rush, 27 rush, 43 rush) Illinois, 10-27-18
Opponent – Mohamed Ibragim (1 rush, 2 rush, 1 rush, 1 rush), Minnesota, 10-30-20

Five Players Scored a Rushing TD

Maryland – K. Goins, T. Edmunds, T. Johnson, L. Harrison, T. Pigrome, J. Funk - 6 players, Howard, 09-03-16
Opponent – J. Dobbins, M. Weber, J. Barrett, A. Williams, P. Campbell at Ohio State, 10-07-17

Player Passed for 3 TDs

Maryland – Taulia Tagovailoa (8, 76, 15) vs. Minnesota, 10-30-20
Opponent – Jack Plummer (23, 59, 8) vs. at Purdue, 10-12-19

Player Scored 3 Receiving TDs

Maryland – Torrey Smith (11, 10, 12, 71) vs NC State, 11-27-10
Opponent – Tavon Austin (44, 24, 34) vs. West Virginia, 09-22-12

Three Players Scored 2 TDs

Maryland – Jermaine Lewis (5 rec, 27 rec), Mancel Johnson (14 rec, 12 rec), Geroy Simon (94 KOR, 5 rec) vs. NC State, 11-05-94
Opponent – Tommy Stevens (21 rush, 3 rush, 6 rush), Saquon Barkley (1 rush, 1 rush), Mike Gesicki (2 rec, 9 rec) vs. PSU, 11-25-17

Two Players Scored 2 TDs

Maryland – Jake Funk (8 rec, 19 rush) & Taulia Tagovailoa (39 rush, 2 rush), Minnesota, 10-30-20
Opponent – JK Dobbins (7 rush, 20 rush) & Demario McCall (5 rush, 20 rush) at Ohio State, 11-9-19

Touchdown Pass By a Non-Quarterback

Maryland – J. Jones, 20-yds to T. Jacobs, vs. Texas, 9-1-18
Opponent – J. Smith, 20-yds to P. Towles, vs. BC, 12-26-16

Player Recorded a Pass, Rush and Rec TD

Maryland – J. Jones vs. Texas, 9-1-18 (collegiate debut)
Opponent –

Player Scored Offensive & Spec. Tms. TD

Maryland – J. Leake, (kick ret. & two rushing TDs) at Rutgers, 10-5-19
Opponent –

50-Yd. Field Goal

Maryland – Joseph Petrino (51 yards), Minnesota, 10-30-20
Opponent – Andrew Harle (50 yards), at Rutgers, 11-04-17

45-Yd. Field Goal

Maryland – Joseph Petrino (51 yards), Minnesota, 10-30-20
Opponent – Andrew Harle (50 yards), at Rutgers, 11-04-17

Five Field Goals

Maryland – Dale Castro (45, 29, 18, 32, 42) vs. Mississippi State, 09-22-79
Opponent – Nicholas Setta (51, 32, 18, 46, 24), Notre Dame, 08-31-02

Four Field Goals

Maryland – Joseph Petrino (29, 31, 31, 39) at Indiana, 11-10-18
Opponent – Matt Coghlin (40, 36, 32, 33) at Michigan State, 11-30-19

Three Field Goals

Maryland – Joseph Petrino (29, 31, 31, 39) at Indiana, 11-10-18
Opponent – Charlie Kuhbender (43, 23, 43) at Northwestern, 10-24-20

Three Field Goals 45 Yards or More

Maryland – None
Opponent – Sam Ficken (47, 46, 48), Penn State, 11-01-14

Three Field Goals 40 Yards or More

Maryland – None
Opponent – Sam Ficken (47, 46, 48), Penn State, 11-01-14

Two Field Goals 45 Yards or More

Maryland – Brad Craddock (48, 48) at Indiana, 09-27-14
Opponent – Sam Ficken (47, 46, 48), Penn State, 11-01-14

Two Field Goals 40 Yards or More

Maryland – Brad Craddock (48, 48) at Indiana, 09-27-14
Opponent – Sam Ficken (47, 46, 48), Penn State, 11-01-14

Four Field Goals 30 Yards or More

Maryland – Nick Novak (54, 34, 31, 48) vs. Duke, 10-11-03
Opponent – Matt Coghlin (40, 36, 32, 33) at Michigan State, 11-30-19

Three Field Goals 30 Yards or More

Maryland – Joseph Petrino (31, 31, 39) at Indiana, 11-10-18
Opponent – Matt Coghlin (40, 36, 32, 33) at Michigan State, 11-30-19

Two-Point Conversion by Rush

Maryland – Kenneth Goins, Michigan State, 10-22-16
Opponent – Ben Mason, at Michigan, 10-06-18

Two-Point Conversion by Pass

Maryland – Caleb Rowe to Kenneth Goins vs. Purdue, 10-01-16
Opponent – Jack Rudock to Khalid Hill, Michigan, 10-03-15

Missed PAT (kick)

Maryland – Joseph Petrino, at Rutgers, 10-5-19
Opponent – Brock Walker, Minnesota., 10-30-20

Defensive Extra-Point

Maryland – A. Nixon (98-yd. PAT return) vs. Boston College, 11-23-13
Opponent – L. Grant (100-yd. interception return), Duke, 10-26-96

40 Rushing Attempts

Maryland – Charlie Wysocki (50-217) at Duke, 10-25-80
Opponent – Mohamed Ibrahim (41-207), Minnesota, 10-30-20

30 Rushing Attempts

Maryland – Lance Ball (32-109), vs. Boston College, 11-10-07
Opponent – Mohamed Ibrahim (41-207), Minnesota, 10-30-20

30 Rushing Attempts in One Half

Maryland – Charlie Wysocki (32) at Duke, 10-25-80

300 Rushing Yards

Maryland – LaMont Jordan (37-306) vs. Virginia, 11-20-99
Opponent – John Leach (46-329), Wake Forest, 11-20-93

200 Rushing Yards

Maryland – Jake Funk (21-221), Minnesota, 10-30-20
Opponent – Mohamed Ibrahim (41-207), Minnesota, 10-30-20

150 Rushing Yards

Maryland – Jake Funk (21-221), Minnesota, 10-30-20
Opponent – Mohamed Ibrahim (41-207), Minnesota, 10-30-20

150 Rushing Yards by a Quarterback

Maryland – Perry Hills (25-170) at Ohio State, 10-10-15

100 Rushing Yards in 1st Half

Maryland – Anthony McFarland (16-253), Ohio State, 11-17-18
Opponent – Mohamed Ibrahim (21-130), Minnesota, 10-30-20

100 Rushing Yards by a Quarterback

Maryland – Tyrrell Pigrome (13-107), at Purdue, 10-12-19
Opponent – Terrel Hunt (23-156), Syracuse, 09-20-14

Three Players with 100 Rushing Yards

Maryland – Richard Jennings (136), Steve Atkins (126) and Jamie Franklin (105) vs. Virginia, 11-22-75
Opponent – D. Redding (130), T. Natee (111), Z. Diamont (104), at Indiana, 10-22-16

90-Yd. TD Run

Maryland – Da'Rel Scott (91) vs. East Carolina, 12-29-10

80-Yd. TD Run

Maryland – Anthony McFarland (80), at Rutgers, 10-5-19
Opponent - Connor Heyward (80), Michigan State, 11-03-18

75-Yd. TD Run

Maryland – Anthony McFarland (80), at Rutgers, 10-5-19
Opponent - Connor Heyward (80), Michigan State, 11-03-18

75-Yd. Non-Scoring Run

Maryland – Ty Johnson (76) vs. Purdue 10-01-16

50-Yd. Non-Scoring Run

Maryland – Jake Funk (51), Minnesota, 10-30-20
Opponent – M. Milton (55) vs. UCF, 09-23-17

50-Yd. TD Run

Maryland – Anthony McFarland Jr. (63), at Michigan State, 11-30-19
Opponent - Connor Heyward (80), Michigan State, 11-03-18

50 Pass Attempts

Maryland – Danny O'Brien (34-52-3, 289, 1 TD) vs. WVU, 09-17-11
Opponent – S. Buechele (34-52-1, 375, 2 TDs), at Texas, 09-02-17

40 Pass Attempts

Maryland – C.J. Brown (20-43-3) vs. Michigan State, 11-15-14
Opponent – Brian Lewerke (30-41-2), at Michigan State, 11-30-19

35 Pass Attempts

Maryland – Taulia Tagovailoa (26-35-1), Minnesota, 10-30-20
Opponent – Brian Lewerke (30-41-2), at Michigan State, 11-30-19

40 Pass Completions

Maryland – Scott Milanovich (46-62-1, 380, 1 TD) at Florida St., 11-18-95

30 Pass Completions

Maryland – Danny O'Brien (34-52-3, 289, 1 TD) vs. WVU, 09-17-11
Opponent – Jack Plummer (33-41-0, 420, 3 TD), at Purdue, 10-12-19

25 Pass Completions

Maryland – Taulia Tagovailoa (26-35-1, 394, 3 TD), Minnesota, 10-30-20
Opponent – Jack Plummer (33-41-0, 420, 3 TD), at Purdue, 10-12-19

400 Passing Yards

Maryland – Danny O'Brien (417) vs. NC State, 11-27-10
Opponent – Jack Plummer (420), at Purdue, 10-12-19

300 Passing Yards

Maryland – Taulia Tagovailoa (394), Minnesota, 10-30-20
Opponent – Brian Lewerke (342), at Michigan State, 11-30-19

250 Yards Passing

Maryland – Taulia Tagovailoa (394), Minnesota, 10-30-20
Opponent – Brian Lewerke (342), at Michigan State, 11-30-19

10 Receptions

Maryland – Dontay Demus Jr. (10-105), at Purdue, 10-12-19
Opponent – Brycen Hopkins (10-140), at Purdue, 10-12-19

Two Players with 10 Receptions

Maryland – W. Williams (11-84) and G. Simon (10-80) at SYR, 11-19-94
Opponent – W. Philyor (13-127), L. Tilman (13-91), S. Cobbs (10-138), vs. Indiana, 10-28-17

200 Receiving Yards

Maryland – DJ Moore (12-210) vs. Northwestern, 10-14-17
Opponent – Roger Lewis (15-200), vs. Bowling Green, 09-12-15

100 Receiving Yards

Maryland – Dontay Demus Jr. (7-101-1) & Jashaun Jones (3-103-1), Minnesota, 10-30-20
Opponent – Chris Autman-Bell (4-112-1), Minnesota, 10-30-20

Two Players with 100 Receiving Yards

Maryland – Dontay Demus Jr. (7-101-1) & Jashaun Jones (3-103-1), Minnesota, 10-30-20
Opponent – Brycen Hopkins (10-140) & David Bell (9-138-2), at Purdue, 10-12-19

Player w/ 100 Rushing Yds and 100 Receiving Yds

Opponent – Mikell Simpson (Rushing: 16-119; Receiving: 13-152), Virginia, 10-20-07

Three Players with 100 Receiving Yards

Maryland – J. Kremus (119), M. Johnson (106) and R. Weaver (105) at Wake Forest, 11-20-93
Opponent – J. Grant (8-105), L. Carroo (6-104-2), A. Patton (8-101-2), Rutgers, 11-29-14

90-Yard TD Reception

Maryland – M. Bortenschlager to D.J. Moore (92), at Nebraska, 11-19-16
Opponent – S. Halloran to Troy Stradford (90), Boston College, 10-11-86

80-Yard TD Reception

Maryland – J. Jackson to D. Demus Jr. (80), at Rutgers, 10-5-19
Opponent – AJ Bush to D. Stampley (84), Illinois, 10-27-18

75-Yard Non-Scoring Reception

Maryland – Caleb Rowe to Brandon Ross (77) vs. Virginia, 10-12-13
Opponent – C. Randolph to Jax Landfried (78), Wake Forest, 12-30-02

75-Yard TD Reception

Maryland – Taulia Tagovailoa to Jashaun Jones (76), Minnesota, 10-30-20
Opponent – Anthony Russo to Jadan Blue (79), at Temple, 9-14-19

50-Yard Non-Scoring Reception

Maryland – J. Jackson to T. Fleet-Davis (50), at Rutgers, 10-5-19
Opponent – S. Clifford to N. Bowers (55), Penn State, 9-27-19

50-Yard TD Reception

Maryland – Taulia Tagovailoa to Jashaun Jones (76), Minnesota, 10-30-20
Opponent – Jack Plummer to Milton Wright (59), at Purdue, 10-12-19

Player Recorded 15 or More Tackles

Maryland – Chance Campbell (15), at Northwestern, 10-24-20
Opponent – Danzel White (15), Towson, 10-01-11

Player Recorded 20 or More Tackles

Maryland – Cole Farrand (23) vs. Clemson, 10-26-13
Opponent – N/A

Player Recorded 3.0 or More Sacks

Maryland – Yannick Ngakoue (3.0) vs. Bowling Green, 09-12-15
Opponent – Jeremiah Attaochu (3.0) vs. Georgia Tech, 11-3-12

Player Recorded 2.0 or More Sacks

Maryland – Keandre Jones (2.0) vs. Syracuse, 9-7-19
Opponent – Khalil Davis (2.5), Nebraska, 11-23-19

Team Gained 300 Rushing Yards

Maryland – Syracuse (354), 9-7-19
Opponent – at Northwestern (325), 10-24-20

Team Gained 400 Rushing Yards

Maryland – Illinois (431) vs. Illinois, 10-27-18
Opponent – at Indiana (414), 10-22-16

Team Failed to Gain 100 Rushing Yards

Maryland – at Northwestern (64), 10-24-20
Opponent – at Michigan State (88), 11-30-19

Team Failed to Gain 50 Rushing Yards

Maryland – Michigan State (26), 11-03-18
Opponent – Howard (1), 8-31-19

Team Failed to Gain 25 Rushing Yards

Maryland – at Nebraska (11), 11-19-16
Opponent – Howard (1), 8-31-19

Team Gained 300 Passing Yards

Maryland – Minnesota (394), 10-30-20
Opponent – at Michigan State (342), 11-30-19

Team Gained 400 Passing Yards

Maryland – vs. NC State, (417), 11-27-10
Opponent – Purdue (420), 10-12-19

Team Gained 500 Passing Yards

Maryland – None
Opponent – West Virginia (511), 9-13-14

Team Failed to Gain 100 Passing Yards

Maryland – Nebraska (57), 11-23-19
Opponent – Howard (67), 8-31-19

Team Failed to Gain 50 Passing Yards

Maryland – at Iowa (47), 10-20-18
Opponent – Rutgers (8), 10-13-18

Team Failed to Gain 10 Passing Yards

Maryland –
Opponent – Rutgers (8), 10-13-18

Team Gained 400 Yards of Total Offense

Maryland – Minnesota (675), 10-30-20
Opponent – Minnesota (451), 10-30-20

Team Gained 500 Yards of Total Offense

Maryland – Minnesota (675), 10-30-20
Opponent – at Northwestern (537), 10-24-20

Team Gained 600 Yards of Total Offense

Maryland – Minnesota (675), 10-30-20
Opponent – at Ohio State (705), 11-9-19

Team Failed to Gain 200 Yards of Total Offense

Maryland – at Ohio State (139), 11-9-19
Opponent – Howard (68), 8-31-19

Team Failed to Gain 100 Yards of Total Offense

Maryland – at Ohio State (66), 10-07-17
Opponent – Howard (68), 8-31-19

Scored 50 Points or more

Maryland – Syracuse (63), 9-7-19
Opponent – Nebraska (54), 11-23-19

Scored 50 Points or more (Conf. Game)

Maryland – Ohio State (51), 11-17-18
Opponent – Nebraska (54), 11-23-19

Came back from a 21-pt deficit

Maryland – at Rutgers, trailed 31-10 in 2Q, 11-28-15
Opponent - Rutgers, trailed 35-10 in 2Q, 11-29-14

Shutout

Maryland – Penn State (0-59), 9-27-19
Opponent – Howard (79-0), 8-31-19

Shutout (Conference Game)

Maryland – Penn State (0-59), 9-27-19
Opponent – Wake Forest (26-0), 10-18-08

Terps Played in an Overtime Game

vs. Minnesota, 10-30-20
All-time record in overtime games, 7-4 (3-1 at home, 4-3 on the road)

Team Scored 28 Points or More In a Qtr

Maryland – Howard (28, 1st & 2nd Qtr.), 8-31-19
Opponent – Bowling Green (28, 4th Qtr.), 09-12-15

Team Scored 21 Points or More In a Qtr

Maryland – Minnesota (21, 1st Quarter), 10-30-20
Opponent – Minnesota (21, 2nd Quarter), 10-30-20

A Player Started on Both Sides of the Ball

Maryland – William Likely (CB, WR; at FIU), 09-09-16*

*Likely was also the PR and KR

MARYLAND SINGLE GAME, SEASON & CAREER RECORDS

RUSHING RECORDS

Career Yards

| | |
|----------------------------------|-------|
| 1. LaMont Jordan, 1997-00 | 4,147 |
| 2. Charlie Wysocki, 1978-81 | 3,317 |
| 3. Steve Atkins, 1975-78 | 2,971 |
| 4. Ty Johnson, 2015-18 | 2,635 |
| 5. Brandon Ross, 2012-15 | 2,543 |
| 6. Lance Ball, 2004-07 | 2,487 |
| 7. Bruce Perry, 1999, 2001-03 | 2,424 |
| 8. Rick Badanjek, 1982-85 | 2,417 |
| 9. Davin Meggett, 2008-11 | 2,411 |
| 10. Da'Rel Scott, 2007-10 | 2,401 |
| 11. Louis Carter, 1972-74 | 2,266 |
| 12. Alvin Blount, 1983-86 | 2,158 |
| 13. Willie Joyner, 1980-83 | 2,140 |
| 14. Josh Allen, 2002-03, 2005-06 | 1,958 |
| 15. Billy Lovett, 1966-68 | 1,913 |

Season Yards

| | |
|--------------------------------------|-------|
| 1. LaMont Jordan (Jr.), 1999 | 1,632 |
| 2. Charlie Wysocki (Jr.), 1980 | 1,359 |
| 3. Steve Atkins (Sr.), 1978 | 1,261 |
| 4. Bruce Perry (So.), 2001 | 1,242 |
| 5. Chris Downs (Sr.), 2002 | 1,154 |
| 6. Charlie Wysocki (So.), 1979 | 1,140 |
| 7. Da'Rel Scott (So.), 2008 | 1,133 |
| 8. Willie Joyner (Jr.), 1982 | 1,039 |
| 9. Anthony McFarland Jr. (Fr.), 2018 | 1,034 |
| 10. Ty Johnson (So.), 2016 | 1,004 |
| 11. Louis Carter (Sr.), 1974 | 991 |
| 12. Billy Lovett (Sr.), 1968 | 963 |
| 13. Brandon Ross (Sr.), 2015 | 958 |
| 14. Art Seymore (So.), 1970 | 945 |
| 15. Josh Allen (So.), 2003 | 922 |

Single-Game Yards (200-yd games)

| | |
|--|-----|
| 1. LaMont Jordan vs. Virginia, 1999 | 306 |
| 2. Anthony McFarland vs. Ohio State, 2018 | 298 |
| 3. Bruce Perry vs. Wake Forest, 2001 | 276 |
| 4. Josh Allen vs. Virginia, 2003 | 257 |
| 5. Brandon Ross vs. Indiana, 2015 | 250 |
| 6. Willie Joyner vs. No. Carolina, 1982 | 240 |
| 7. Bruce Perry vs. Wake Forest, 2003 | 237 |
| George Scott vs. Villanova, 1977 | 237 |
| 9. LaMont Jordan vs. Duke, 1999 | 227 |
| 10. Charlie Wysocki vs. Louisville, 1979 | 222 |
| 11. Jake Funk vs. Minnesota, 2020 | 221 |
| 12. Rick Badanjek vs. Virginia, 1984 | 217 |
| 13. Charlie Wysocki vs. Duke, 1980 | 216 |
| 14. Steve Atkins vs. Syracuse, 1976 | 215 |
| 15. Alvin Blount vs. Clemson, 1984 | 214 |
| 16. Louis Carter vs. Virginia, 1974 | 213 |
| 17. Chris Downs vs. Georgia Tech, 2002 | 212 |
| 18. Anthony McFarland Jr. at Indiana, 2018 | 210 |
| 19. Ty Johnson vs. Purdue, 2016 | 204 |
| 20. Charlie Wysocki vs. Virginia, 1979 | 202 |
| 21. Da'Rel Scott vs. East Carolina, 2010 | 200 |

Career Touchdowns

| | |
|---------------------------------|----|
| 1. Rick Badanjek, 1982-85 | 44 |
| 2. LaMont Jordan, 1997-2000 | 36 |
| 3. Steve Atkins, 1975-78 | 31 |
| 4. Lance Ball, 2004-07 | 26 |
| Charlie Wysocki, 1978-81 | 26 |
| 6. C.J. Brown, 2011-14 | 25 |
| Louis Carter, 1972-74 | 25 |
| 8. Josh Allen, 2002-03, 2005-06 | 21 |
| Ed Modzelewski, 1949-51 | 21 |
| 10. Brandon Ross, 2012-15 | 19 |
| Keon Lattimore, 2004-07 | 19 |
| Buddy Rodgers, 1994-97 | 19 |
| 13. Davin Meggett, 2008-11 | 18 |
| Tommy Neal, 1983-86 | 18 |
| Ed Vereb, 1953-55 | 18 |
| Bob Shemonski, 1949-51 | 18 |
| 17. Ty Johnson, 2015-18 | 17 |
| Da'Rel Scott, 2007-10 | 17 |
| Bruce Perry, 1999, 2001-2003 | 17 |

Season Touchdowns

| | |
|-------------------------------|----|
| 1. LaMont Jordan (Jr.), 1999 | 16 |
| 2. Rick Badanjek (Jr.), 1984 | 15 |
| Bob Shemonski (Jr.), 1950 | 15 |
| 4. Louis Carter (Jr.), 1973 | 14 |
| Ed Vereb (Sr.), 1955 | 14 |
| 6. Keon Lattimore (Sr.), 2007 | 13 |
| Chris Downs (Sr.), 2002 | 13 |
| 8. C.J. Brown (Sr.), 2013 | 12 |
| Lance Ball (Sr.), 2007 | 12 |
| Rick Badanjek (Sr.), 1985 | 12 |
| 11. D.J. Adams (Fr.), 2010 | 11 |
| LaMont Jordan (Sr.), 2000 | 11 |
| Charlie Wysocki (Jr.), 1980 | 11 |
| Ed Modzelewski (Sr.), 1951 | 11 |
| Lu Gambino (Sr.), 1947 | 11 |

Single-Game Touchdowns

| | |
|--|---|
| 1. Bob Shemonski vs. Va. Tech, 1950 | 5 |
| 2. D.J. Adams vs. East Carolina, 2010 | 4 |
| Chris Downs vs. North Carolina, 2002 | 4 |
| LaMont Jordan vs. Clemson, 1999 | 4 |
| Charlie Wysocki vs. Virginia, 1981 | 4 |
| 6. Brandon Ross at Rutgers, 2015 | 3 |
| Brandon Ross vs. Indiana, 2015 | 3 |
| C.J. Brown vs. James Madison, 2014 | 3 |
| C.J. Brown vs. NC State, 2013 | 3 |
| D.J. Adams vs. Virginia, 2010 | 3 |
| Lance Ball vs. Georgia Tech, 2007 | 3 |
| Keon Lattimore vs. Villanova, 2007 | 3 |
| Chris Downs vs. Georgia Tech, 2002 | 3 |
| Bruce Perry vs. E. Michigan, 2001 | 3 |
| LaMont Jordan vs. Middle Tennessee State, 2000 | 3 |
| LaMont Jordan vs. Western Carolina, 1999 | 3 |
| Rick Badanjek vs. No. Carolina, 1984 | 3 |
| Rick Badanjek vs. NC State, 1984 | 3 |
| John Nash vs. Wake Forest, 1982 | 3 |
| Steve Atkins vs. Duke, 1978 | 3 |
| George Scott vs. Villanova, 1977 | 3 |
| Steve Atkins vs. Duke, 1977 | 3 |
| Steve Atkins vs. Syracuse, 1977 | 3 |
| Louis Carter vs. Clemson, 1973 | 3 |
| Dennis O'Hara vs. Wake Forest, 1969 | 3 |

| | |
|----------------------------------|---|
| Dennis Condie vs. Virginia, 1960 | 3 |
| Jim Joyce vs. Virginia, 1959 | 3 |
| John Forbes vs. Miami, 1958 | 3 |

PASSING RECORDS

Career Completions

| | |
|------------------------------|-----|
| 1. Scott Milanovich, 1992-95 | 650 |
| 2. Chris Turner, 2007-09 | 547 |
| 3. Boomer Esiason, 1981-83 | 461 |
| 4. C.J. Brown, 2011-14 | 437 |
| 5. Sam Hollenbach, 2003-06 | 417 |
| 6. Neil O'Donnell, 1987-89 | 387 |
| 7. Dan Henning, 1985-87 | 353 |
| 8. Brian Cummings, 1994-97 | 344 |
| 9. Danny O'Brien, 2010-11 | 342 |
| 10. Scott McBrien, 2002-03 | 335 |
| 11. Perry Hills, 2012-16 | 314 |
| 12. John Kaleo, 1991-92 | 305 |
| 13. Dick Shiner, 1961-63 | 287 |
| 14. Shaun Hill, 2000-01 | 270 |
| Scott Zolak, 1988-90 | 270 |

Season Completions

| | |
|---------------------------------|-----|
| 1. John Kaleo (Sr.), 1992 | 286 |
| 2. Scott Milanovich (So.), 1993 | 279 |
| 3. Scott Milanovich (Jr.), 1994 | 229 |
| 4. Scott Zolak (Sr.), 1990 | 225 |
| 5. Chris Turner (Jr.), 2008 | 214 |
| 6. Sam Hollenbach (Sr.), 2006 | 203 |
| 7. Shaun Hill (Sr.), 2001 | 197 |
| 8. Dan Henning (Jr.), 1986 | 196 |
| 9. Danny O'Brien (Fr.), 2010 | 192 |
| Sam Hollenbach (Jr.), 2005 | 192 |
| 11. C.J. Brown (Gr.), 2014 | 189 |
| 12. Chris Turner (Sr.), 2009 | 180 |
| 13. Boomer Esiason (Jr.), 1982 | 176 |
| 14. Scott McBrien (Sr.), 2003 | 173 |
| 15. C.J. Brown (Sr.), 2013 | 166 |
| Stan Gelbaugh (Sr.), 1985 | 166 |

Single-Game Completions

| | |
|---|----|
| 1. Scott Milanovich vs. Florida St., 1995 | 46 |
| 2. Scott Milanovich vs. Wake Forest, 1993 | 37 |
| 3. Scott Milanovich vs. Syracuse, 1994 | 35 |
| Scott Milanovich vs. W. Virginia, 1993 | 35 |
| 5. Danny O'Brien vs. W. Virginia, 2011 | 34 |
| Scott Milanovich vs. No. Carolina, 1993 | 34 |
| 7. Danny O'Brien vs. NC State, 2010 | 33 |
| Chris Turner vs. Boston College, 2008 | 33 |
| 9. Scott Milanovich vs. Wake Forest, 1995 | 32 |
| Scott Milanovich vs. Virginia, 1994 | 32 |
| Scott Milanovich vs. NC State, 1994 | 32 |
| John Kaleo vs. Virginia, 1992 | 32 |
| 13. Danny O'Brien vs. Miami, 2011 | 31 |
| John Kaleo vs. No. Carolina, 1992 | 31 |

MARYLAND SINGLE GAME, SEASON & CAREER RECORDS

Career Yards

| | |
|------------------------------|-------|
| 1. Scott Milanovich, 1992-95 | 7,301 |
| 2. Chris Turner, 2007-09 | 6,543 |
| 3. Boomer Esiason, 1981-83 | 6,259 |
| 4. C.J. Brown, 2011-14 | 5,372 |
| 5. Scott McBrien, 2002-03 | 5,169 |
| 6. Sam Hollenbach, 2003-06 | 5,139 |
| 7. Neil O'Donnell, 1987-89 | 4,989 |
| 8. Dan Henning, 1985-87 | 4,560 |
| 9. Danny O'Brien, 2010-11 | 4,086 |
| 10. Brian Cummings, 1994-97 | 4,080 |
| 11. Perry Hills, 2012-16 | 3,887 |
| 12. John Kaleo, 1991-92 | 3,660 |
| 13. Stan Gelbaugh, 1981-85 | 3,659 |
| 14. Dick Shiner, 1961-63 | 3,410 |
| 15. Bob Avellini, 1972-74 | 3,222 |

Season Yards

| | |
|----------------------------------|-------|
| 1. Scott Milanovich (So.), 1993 | 3,499 |
| 2. John Kaleo (Sr.), 1992 | 3,392 |
| 3. Dan Henning (Jr.), 1986 | 2,725 |
| 4. Scott McBrien (Sr.), 2003 | 2,672 |
| 5. Scott Zolak (Sr.), 1990 | 2,589 |
| 6. Sam Hollenbach (Jr.), 2005 | 2,539 |
| 7. Chris Turner (Jr.), 2008 | 2,516 |
| 8. Scott McBrien (Jr.), 2002 | 2,497 |
| 9. Stan Gelbaugh (Sr.), 1985 | 2,475 |
| 10. Danny O'Brien (Fr.) 2010 | 2,438 |
| 11. Scott Milanovich (Jr.), 1994 | 2,394 |
| 12. Shaun Hill (Sr.), 2001 | 2,380 |
| 13. Sam Hollenbach (Sr.), 2006 | 2,371 |
| 14. Boomer Esiason (Sr.), 1983 | 2,322 |
| 15. Boomer Esiason (Jr.), 1982 | 2,302 |
| 16. C.J. Brown (Sr.), 2013 | 2,288 |

Single-Game Yards

| | |
|--|-----|
| 1. Scott Milanovich vs. Va. Tech, 1993 | 498 |
| 2. Scott Milanovich vs. W. Virginia, 1993 | 451 |
| 3. John Kaleo vs. Clemson, 1992 | 418 |
| 4. Danny O'Brien vs. NC State, 2010 | 417 |
| 5. Scott Milanovich vs. Wake Forest, 1993 | 416 |
| 6. John Kaleo vs. Pittsburgh, 1992 | 415 |
| 7. Scott Milanovich vs. Duke, 1993 | 414 |
| 8. Scott Milanovich vs. No. Carolina, 1993 | 405 |
| John Kaleo vs. Wake Forest, 1992 | 405 |
| 10. Taulia Tagovailoa vs. Minnesota, 2020 | 394 |
| 11. Scott McBrien vs. WVU (Gator Bowl), 2004 | 381 |
| 12. Scott Milanovich vs. Florida St., 1995 | 380 |

Career Touchdowns

| | |
|------------------------------|----|
| 1. Scott Milanovich, 1992-95 | 49 |
| 2. Boomer Esiason, 1981-83 | 42 |
| 3. Scott McBrien, 2002-03 | 34 |
| 4. C.J. Brown, 2011-14 | 33 |
| 5. Chris Turner, 2007-09 | 30 |
| 6. Perry Hills, 2012-16 | 29 |
| Danny O'Brien, 2010-11 | 29 |
| 8. Sam Hollenbach, 2003-06 | 28 |
| 9. Neil O'Donnell, 1987-89 | 26 |
| 10. Dan Henning, 1985-87 | 24 |
| 11. Alan Pastrana, 1965-68 | 23 |
| 12. Brian Cummings, 1994-97 | 22 |
| Jack Scarbath, 1950-52 | 22 |
| 14. Dick Shiner, 1961-63 | 21 |
| 15. Stan Gelbaugh, 1981-85 | 20 |

Season Touchdowns

| | |
|---------------------------------|----|
| 1. Scott Milanovich (So.), 1993 | 26 |
| 2. Danny O'Brien (Fr.) 2010 | 22 |
| 3. Scott Milanovich (Jr.), 1994 | 20 |
| 4. Scott McBrien (Sr.), 2003 | 19 |
| 5. Boomer Esiason (Jr.), 1982 | 18 |
| 6. John Kaleo (Sr.), 1992 | 17 |
| Alan Pastrana (Jr.), 1966 | 17 |
| 8. Sam Hollenbach (Sr.), 2006 | 15 |
| Scott McBrien (Jr.), 2002 | 15 |
| Dan Henning (Jr.), 1986 | 15 |
| Stan Gelbaugh (Sr.), 1985 | 15 |
| Boomer Esiason (Sr.), 1983 | 15 |
| 13. C.J. Brown (Gr.), 2014 | 13 |
| C.J. Brown (Sr.), 2013 | 13 |
| Chris Turner (Jr.), 2008 | 13 |
| Shaun Hill (Sr.), 2001 | 13 |
| Sam Hollenbach (Jr.), 2005 | 13 |

Single-Game Touchdowns

| | |
|---|---|
| 1. Scott Milanovich vs. NC State, 1994 | 5 |
| Scott Milanovich vs. Wake Forest, 1993 | 5 |
| Scott Milanovich vs. W. Virginia, 1993 | 5 |
| Scott Milanovich vs. No. Carolina, 1993 | 5 |
| John Kaleo vs. Clemson, 1992 | 5 |
| 6. Josh Jackson vs. Howard, 2019 | 4 |
| Caleb Rowe vs. USF, 2015 | 4 |
| Danny O'Brien vs. NC State, 2010 | 4 |
| Danny O'Brien vs. Wake Forest, 2010 | 4 |
| Joel Statham vs. Duke, 2004 | 4 |
| Scott McBrien vs. North Carolina, 2003 | 4 |
| Scott Milanovich vs. Ga. Tech, 1994 | 4 |
| Scott Milanovich vs. Va. Tech, 1993 | 4 |
| Mark Manges vs. Villanova, 1975 | 4 |

RECEIVING RECORDS

Career Receptions

| | |
|-------------------------------------|-----|
| 1. Jermaine Lewis, 1992-95 | 193 |
| 2. Geroy Simon, 1993-96 | 185 |
| 3. Torrey Smith, 2008-10 | 152 |
| 4. Stefon Diggs, 2012-14 | 150 |
| 5. DJ Moore, 2015-17 | 146 |
| 6. Darrius Heyward-Bey, 2006-08 | 138 |
| 7. Frank Wycheck, 1990-92 | 134 |
| 8. Levern Jacobs, 2012-16 | 130 |
| 9. Russ Weaver, 1992-94 | 120 |
| 10. Guilian Gary, 1998-2001 | 113 |
| 11. Azizuddin Abdur-Ra'oof, 1984-87 | 108 |
| 12. Barry Johnson, 1987-90 | 106 |
| 13. Ferrell Edmunds, 1984-87 | 101 |
| 14. Marcus Badgett, 1989-92 | 100 |
| Frank Russell, 1972-74 | 100 |

Season Receptions

| | |
|-------------------------------------|----|
| 1. DJ Moore (Jr.), 2017 | 80 |
| 2. Geroy Simon (So.), 1994 | 77 |
| 3. Marcus Badgett (Sr.), 1992 | 75 |
| 4. Russ Weaver (Jr.), 1993 | 69 |
| 5. Torrey Smith (Jr.), 2010 | 67 |
| 6. Jermaine Lewis (Sr.), 1995 | 66 |
| 7. Stefon Diggs (Jr.), 2014 | 62 |
| 8. Torrey Smith (So.), 2009 | 61 |
| 9. Frank Wycheck (Fr.), 1990 | 58 |
| 10. Richie Harris (Sr.), 1992 | 56 |
| 11. Stefon Diggs (Fr.), 2012 | 54 |
| Geroy Simon (Jr.), 1995 | 54 |
| 13. Jermaine Lewis (So.), 1993 | 52 |
| Dan Prunzik (Sr.), 1992 | 52 |
| 15. Darrius Heyward-Bey (So.), 2007 | 51 |
| Vernon Davis (Jr.), 2005 | 51 |
| Allen Williams (Sr.), 1994 | 51 |
| Greg Hill (Sr.), 1984 | 51 |

Single-Game Receptions

| | |
|--|----|
| 1. Geroy Simon vs. Florida St., 1995 | 16 |
| 2. Torrey Smith vs. NC State, 2010 | 14 |
| Russ Weaver vs. Wake Forest, 1993 | 14 |
| Frank Wycheck vs. Va. Tech, 1990 | 14 |
| 5. Jermaine Lewis vs. Ga. Tech, 1995 | 13 |
| 6. DJ Moore vs. Northwestern, 2017 | 12 |
| Frank Wycheck vs. NC State, 1990 | 12 |
| 7. Darrius Heyward-Bey vs. Wake Forest, 2008 | 11 |
| Jermaine Lewis vs. NC State, 1995 | 11 |
| Allen Williams vs. Syracuse, 1994 | 11 |
| Geroy Simon vs. W. Virginia, 1994 | 11 |
| Marcus Badgett vs. Wake Forest, 1992 | 11 |
| Marcus Badgett vs. Pittsburgh, 1992 | 11 |
| John Tice vs. Clemson, 1982 | 11 |
| Stefon Diggs vs. Boston College, 2012 | 11 |

MARYLAND SINGLE GAME, SEASON & CAREER RECORDS

Career Yards

| | |
|--------------------------------|-------|
| 1. Torrey Smith, 2008-10 | 5,264 |
| 2. LaMont Jordan, 1997-2000 | 4,960 |
| 3. Ty Johnson, 2015-18 | 4,196 |
| 4. Stefon Diggs, 2012-14 | 4,106 |
| 5. Jermaine Lewis, 1992-95 | 3,950 |
| 6. Louis Carter, 1972-74 | 3,704 |
| 7. Bren Lowery, 1986-89 | 3,665 |
| 8. Steve Atkins, 1975-78 | 3,535 |
| 9. Charlie Wysocki, 1978-81 | 3,519 |
| 10. Da'Rel Scott, 2007-10 | 3,509 |
| 11. Rick Badanjek, 1982-85 | 3,406 |
| 12. William Likely, 2013-16 | 3,387 |
| 13. Bruce Perry, 1999, 2001-03 | 3,019 |
| 14. Brandon Ross, 2012-15 | 3,004 |
| 15. Steve Suter, 2001-04 | 2,919 |

Season Yards

| | |
|---------------------------------|-------|
| 1. Torrey Smith (So.), 2009 | 2,192 |
| 2. Stefon Diggs (Fr.), 2012 | 1,896 |
| 3. LaMont Jordan (Jr.), 1999 | 1,840 |
| 4. Torrey Smith (Jr.), 2010 | 1,647 |
| 5. Bruce Perry (So.), 2001 | 1,718 |
| 6. Steve Suter (So.), 2002 | 1,702 |
| 7. Ty Johnson (Jr.), 2017 | 1,592 |
| 8. Steve Atkins (Sr.), 1978 | 1,562 |
| 9. Louis Carter (Sr.), 1974 | 1,498 |
| 10. Bob Shemonski (Jr.), 1950 | 1,427 |
| 11. Torrey Smith (Fr.), 2008 | 1,425 |
| 12. Charlie Wysocki (Jr.), 1980 | 1,383 |
| 13. Jo Jo Walker (Sr.), 2005 | 1,350 |
| 14. Chris Downs (Sr.), 2002 | 1,319 |
| 15. Bren Lowery (Jr.), 1988 | 1,315 |

Single-Game Yardage

| | |
|--|-----|
| 1. Marcus Badgett vs. Pittsburgh, 1992 | 251 |
| 2. Jermaine Lewis vs. No. Carolina, 1993 | 250 |
| 3. Torrey Smith vs. NC State, 2010 | 224 |
| 4. James Milling vs. No. Carolina, 1986 | 220 |
| 5. Marcus Badgett vs. Duke, 1992 | 218 |
| 6. DJ Moore vs. Northwestern, 2017 | 210 |
| 7. Jermaine Lewis vs. Duke, 1995 | 205 |
| 8. Jermaine Lewis vs. Ga. Tech, 1995 | 189 |
| 9. Russell Davis vs. Penn State, 1982 | 188 |
| 10. Marcus Badgett vs. Wake Forest, 1992 | 187 |

Career Touchdowns

| | |
|----------------------------------|----|
| 1. Jermaine Lewis, 1992-95 | 21 |
| 2. Torrey Smith, 2008-10 | 19 |
| 3. Greg Hill, 1982-84 | 18 |
| 4. DJ Moore, 2015-17 | 17 |
| 5. Stefon Diggs, 2012-14 | 14 |
| 6. Darrius Heyward-Bey, 2006-08 | 13 |
| Guilian Gary, 1998-2001 | 13 |
| 8. Gary Collins, 1959-61 | 12 |
| 9. Marcus Badgett, 1989-92 | 11 |
| Barry Johnson, 1987-90 | 11 |
| 11. Mancel Jonnson, 1993-96 | 10 |
| Geroy Simon, 1993-96 | 10 |
| Azizuddin Abdur-Ra'ooof, 1984-87 | 10 |
| Ferrell Edmunds, 1984-87 | 10 |
| Dan Bungori, 1971-73 | 10 |
| 16. Vernon Davis, 2003-05 | 9 |
| Vernon Joines, 1985-88 | 9 |
| Mike Lewis, 1979-82 | 9 |

Season Touchdowns

| | |
|-------------------------------|----|
| 1. Torrey Smith (Jr.), 2010 | 12 |
| 2. Jermaine Lewis (Jr.), 1994 | 9 |
| Marcus Badgett (Sr.), 1992 | 9 |
| 4. Dan Bungori (So.), 1971 | 8 |
| DJ Moore (Jr.), 2017 | 8 |
| 6. Guilian Gary (Jr.), 2000 | 7 |
| Jermaine Lewis (So.), 1993 | 7 |
| Greg Hill (Jr.), 1983 | 7 |
| Greg Hill (So.), 1982 | 7 |
| Billy Van Heusen (Jr.), 1966 | 7 |
| Darryl Hill (Jr.), 1963 | 7 |

Single-Game Touchdowns

| | |
|--------------------------------------|---|
| 1. Torrey Smith vs. NC State, 2010 | 4 |
| 2. Vernon Davis vs. Duke, 2004 | 3 |
| Guilian Gary vs. Georgia Tech, 2000 | 3 |
| Jermaine Lewis vs. W. Virginia, 1993 | 3 |
| James Milling vs. No. Carolina, 1986 | 3 |

DEFENSIVE RECORDS

Career Tackles (since 1969)

| | |
|-----------------------------------|-----|
| 1. Eric Wilson, 1981-84 | 481 |
| 2. E.J. Henderson, 1999-2002 | 473 |
| 3. Chuck Faucette, 1983-86 | 466 |
| 4. D'Quell Jackson, 2002-05 | 447 |
| 5. Ratcliff Thomas, 1993-96 | 424 |
| 6. Eric Barton, 1995-98 | 417 |
| 7. Mike Jarmolowich, 1989-92 | 414 |
| 8. Brad Carr, 1974-77 | 386 |
| 9. Scott Saylor, 1987-89 | 382 |
| 10. Alex Wujciak, 2008-10 | 381 |
| 11. Bruce Palmer, 1976-78 | 351 |
| 12. Aaron Thompson, 1998-2001 | 348 |
| 13. Mike Corvino, 1979-82 | 347 |
| 14. Ted Klaube, 1975-77 | 344 |
| 15. Demetrius Hartsfield, 2009-12 | 338 |

Season Tackles (since 1969)

| | |
|----------------------------------|-----|
| 1. Neal Olkewicz (Sr.), 1978 | 188 |
| 2. Ted Klaube (Sr.), 1977 | 186 |
| 3. Eric Wilson (Jr.), 1983 | 178 |
| 4. E.J. Henderson (Sr.), 2002 | 175 |
| 5. Harry Walters (Jr.), 1974 | 173 |
| 6. Kevin Walker (Sr.), 1987 | 172 |
| 7. Eric Wilson (Sr.), 1984 | 160 |
| 8. Eric Barton (Sr.), 1998 | 159 |
| Brian Matera (Sr.), 1979 | 159 |
| 10. Brad Carr (Jr.), 1976 | 157 |
| 11. Mike Jarmolowich (Jr.), 1991 | 153 |
| 12. Chuck Faucette (Sr.), 1986 | 151 |
| Bruce Palmer (Sr.), 1978 | 151 |
| 14. E.J. Henderson (Jr.), 2001 | 150 |
| 15. Kevin Benson (Sr.), 1975 | 149 |

Career TFL (since 1974)

| | |
|----------------------------------|------|
| 1. E.J. Henderson, 1999-02 | 62.5 |
| 2. Aaron Thompson, 1998-01 | 45 |
| 3. Andre Monroe, 2011-14 | 38.5 |
| 4. Charles Johnson, 1976-78 | 37 |
| 5. Mike Corvino, 1979-82 | 36 |
| 6. Eric Ogbogu, 1994-97 | 35.5 |
| 7. Randy Starks, 2001-03 | 34.0 |
| 8. Yannick Ngakoue, 2013-15 | 33 |
| 9. Shawne Merriman, 2003-04 | 32.5 |
| 10. Al Wallace, 1993-96 | 32 |
| Joe Vellano, 2009-12 | 32 |
| 12. Delbert Cowsette, 1996-99 | 31 |
| 13. Jermaine Carter, Jr. 2014-17 | 29 |
| 14. Gurnest Brown, 1979-82 | 27 |
| Demetrius Hartsfield, 2009-12 | 27 |

MARYLAND SINGLE GAME, SEASON & CAREER RECORDS

Season TFL (since 1974)

| | |
|----------------------------------|------|
| 1. E.J. Henderson (Jr.), 2001 | 28 |
| 2. Randy White (Sr.), 1974 | 24 |
| 3. E.J. Henderson (Sr.), 2002 | 19.5 |
| 4. Charles Johnson (Sr.), 1978 | 18 |
| 5. Andre Monroe (Jr.), 2013 | 17 |
| Shawne Merriman (So.), 2004 | 17 |
| Aaron Thompson (So.), 1999 | 17 |
| Kris Jenkins (Sr.), 2000 | 17 |
| Bruce Palmer (Sr.), 1978 | 17 |
| 10. Jack Bradford (Sr.), 1990 | 16 |
| Bruce Mesner (Sr.), 1985 | 16 |
| 12. Marcus Whitfield (Sr.), 2013 | 15.5 |
| 13. Yannick Ngakoue (Jr.), 2015 | 15 |
| Eric Ogbogu (Jr.), 1996 | 15 |
| Eric Hicks (Jr.), 1996 | 15 |
| Gurnest Brown (Jr.), 1981 | 15 |

Career TFL Yards (since 1974)

| | |
|--------------------------------|-----|
| 1. Andre Monroe, 2011-14 | 212 |
| 2. E.J. Henderson, 1999-2002 | 207 |
| 3. Mike Corvino, 1979-82 | 206 |
| 4. Charles Johnson, 1976-78 | 205 |
| 5. Aaron Thompson, 1998-2001 | 197 |
| 7. Yannick Ngakoue, 2013-pres. | 176 |
| 6. Shawne Merriman, 2002-03 | 170 |
| 8. James Shaffer, 1976-79 | 153 |
| 9. Gurnest Brown, 1979-82 | 149 |
| 10. Adrian Moten, 2007-10 | 145 |

Season TFL Yards (since '74)

| | |
|---------------------------------|-----|
| 1. Randy White (Sr.), 1974 | 122 |
| 2. Charles Johnson (Sr.), 1978 | 119 |
| 3. Marcus Whitfield (Sr.), 2013 | 109 |
| 4. Marlin Van Horn (Jr.), 1978 | 101 |
| 5. Mark Duda (Sr.), 1982 | 94 |
| 6. Andre Monroe (Sr.), 2014 | 92 |
| 7. Mike Corvino (Jr.), 1981 | 91 |
| 8. Jesse Aniebonam (Jr.), 2016 | 89 |
| 9. Shawne Merriman (So.), 2004 | 87 |
| 10. E.J. Henderson (Sr.), 2002 | 86 |
| Bruce Mesner (Sr.), 1986 | 86 |
| 12. James Shaffer (Sr.), 1979 | 84 |
| 13. Yannick Ngakoue (Jr.), 2015 | 83 |
| 14. Bruce Palmer (Sr.), 1978 | 81 |
| Yannick Ngakoue (So.), 2014 | 81 |

Career Sacks (since 1969)

| | |
|--------------------------------|------|
| 1. Andre Monroe, 2011-14 | 25 |
| 2. Mike Corvino, 1979-82 | 24 |
| 3. Shawne Merriman, 2002-04 | 22 |
| 4. Yannick Ngakoue, 2013-pres. | 21.5 |
| 5. Mark Duda, 1979-82 | 19 |
| Charles Johnson, 1976-78 | 19 |
| Bruce Palmer, 1976-78 | 19 |
| 8. Eric Ogbogu, 1994-97 | 18.5 |
| 9. E.J. Henderson, 1999-2002 | 18 |
| Bruce Mesner, 1983-86 | 18 |
| Gurnest Brown, 1979-82 | 18 |
| 12. Randy Starks, 2001-03 | 17.5 |
| 13. Joe Campbell, 1973-76 | 17 |
| 14. Adrian Moten, 2007-10 | 15.5 |

Season Sacks (since 1969)

| | |
|---------------------------------|------|
| 1. Yannick Ngakoue (Jr.), 2015 | 13.5 |
| 2. Mark Duda (Sr.), 1982 | 13 |
| Bruce Palmer (Sr.), 1978 | 13 |
| 4. Bruce Mesner (Jr.), 1985 | 12 |
| Charles Johnson (Sr.), 1978 | 12 |
| Randy White (Sr.), 1974 | 12 |
| 7. Mike Corvino (Jr.), 1981 | 11 |
| Marlin Van Horn (Sr.), 1979 | 11 |
| 9. Andre Monroe (Sr.), 2014 | 10.5 |
| 10. Kris Jenkins (Sr.), 2000 | 10 |
| Jack Bradford (Sr.), 1990 | 10 |
| Gurnest Brown (Jr.), 1981 | 10 |
| 13. Andre Monroe (Jr.), 2013 | 9.5 |
| 14. Jesse Aniebonam (Jr.), 2016 | 9.0 |
| Marcus Whitfield (Sr.), 2013 | 9.0 |

Season Forced Fumbles (since 1987)

| | |
|-------------------------------|---|
| 1. Joel Goode, 1987 | 6 |
| 2. Sean Davis, 2015 | 5 |
| 3. Jermaine Carter, Jr., 2017 | 4 |
| Darin Drakeford, 2011 | 4 |
| Kenny Tate, 2010 | 4 |
| Milton Harris, 2005 | 4 |
| 7. Adrian Moten, 2007 | 3 |
| Moise Fokou, 2007 | 3 |
| Erin Henderson, 2006 | 3 |
| Shawne Merriman, 2004 | 3 |
| E.J. Henderson, 2002 | 3 |
| Rod Littles, 2001 | 3 |
| Aaron Thompson, 2000 | 3 |
| Rod Littles, 2000 | 3 |
| Eric Barton, 1998 | 3 |
| Eric Ogbogu, 1998 | 3 |
| Chad Wiestling, 1992 | 3 |
| Lubo Zizakovich, 1990 | 3 |
| Cole Farrand, 2012 | 3 |

Career Interceptions

| | |
|-----------------------------|----|
| 1. Tom Brown, 1960-62 | 17 |
| 2. Lendell Jones, 1980-83 | 14 |
| 3. Bob Sullivan, 1962-63 | 13 |
| 4. A.J. Johnson, 1993-96 | 12 |
| Bob Smith, 1972-74 | 12 |
| Bernie Faloney, 1951-53 | 12 |
| 7. Curome Cox, 2000-02 | 10 |
| Lewis Sanders, 1996-99 | 10 |
| Howard Eubanks, 1979-82 | 10 |
| Lloyd Burruss, 1976-80 | 10 |
| Ralph Lary, 1977-80 | 10 |
| Ken Schroy, 1972-74 | 10 |
| 13. Tony Jackson, 1997-2001 | 9 |
| Shawn Forte, 1998-2000 | 9 |
| Keeta Covington, 1983-86 | 9 |
| Clarence Baldwin, 1981-83 | 9 |
| Jim Brechbiel, 1972-75 | 9 |
| Wally Stalnak, 1967-69 | 9 |
| Joe Horning, 1951-54 | 9 |

Season Interceptions

| | |
|-------------------------------------|----|
| 1. Bob Sullivan (Sr.), 1965 | 10 |
| 2. Tom Brown (Jr.), 1961 | 8 |
| 3. Clarence Baldwin (Sr.), 1983 | 7 |
| Lendell Jones (Jr.), 1982 | 7 |
| Ralph Lary (Jr.), 1979 | 7 |
| Bob Smith (So.), 1972 | 7 |
| 7. William Likely (So.), 2014 | 6 |
| Tony Jackson (Sr.), 2001 | 6 |
| Lewis Sanders (Jr.), 1999 | 6 |
| A.J. Johnson (Jr.), 1995 | 6 |
| Keeta Covington (Jr.), 1985 | 6 |
| Larry Marshall (Sr.), 1971 | 6 |
| Tom Brown (Sr.), 1962 | 6 |
| Bernie Faloney (Sr.), 1953 | 6 |
| Joe Horning (Fr.), 1951 | 6 |
| 15. 10 players | 5 |
| (last time: Tre Watson (Sr.), 2018) | |

Single-Game Interceptions

| | |
|---------------------------------|---|
| 1. Lendell Jones vs. Duke, 1982 | 4 |
|---------------------------------|---|

Career Interception Return Yards

| | |
|-------------------------------|-----|
| 1. Tom Brown, 1960-62 | 275 |
| 2. Alex Wujciak, 2008-10 | 238 |
| 3. Joe Horning, 1951-54 | 222 |
| 4. Bill McFadden, 1979-82 | 212 |
| 5. Bernie Faloney, 1950-53 | 207 |
| 6. Randall Jones, 1998-2001 | 177 |
| 7. Lloyd Burruss, 1976-80 | 173 |
| 8. William Likely, 2013-16 | 170 |
| 9. Jim LaRue, 1947-49 | 168 |
| 10. Ernie Arizzi, 1961-63 | 166 |
| 11. Ken Schroy, 1972-74 | 165 |
| 12. Frank Tamburello, 1954-55 | 161 |
| 13. Ralph Lary, 1977-80 | 160 |
| 14. Curome Cox, 2000-03 | 153 |
| 15. Joe Petruzzo, 1950-51 | 143 |

Season Interception Return Yards

| | |
|---------------------------------|-----|
| 1. William Likely (So.), 2014 | 170 |
| 2. Alex Wujciak (Jr.), 2009 | 152 |
| 3. Joe Horning (Fr.), 1951 | 147 |
| 4. Frank Tamburello (So.), 1954 | 140 |
| 5. Cliff Crosby (Sr.), 1998 | 133 |
| 6. Larry Marshall (Sr.), 1971 | 131 |
| 7. Tom Brown (Sr.), 1962 | 122 |
| 8. Eddie Tomlin (Sr.), 1989 | 120 |
| 9. Shawn Forte (Sr.), 2000 | 114 |
| 10. Bill McFadden (Jr.), 1981 | 112 |
| 11. Dickie Lewis (So.), 1956 | 111 |
| 12. Jim LaRue (Sr.), 1949 | 103 |
| 13. Ralph Lary (Jr.), 1979 | 102 |
| Joe Petruzzo (So.), 1950 | 102 |
| 15. Cameron Chism (Sr.), 2011 | 100 |