

2019-20 PENN STATE BASKETBALL

GAME
15

at RUTGERS

January 7, 2020 | 7 p.m. ET
BTN
The RAC (8,000)

2019-20 SCHEDULE

Date Opponent Time

NOVEMBER

5 Tue. UMES W, 84-46
9 Sat. WAGNER W, 91-64
14 Thur. at Georgetown W, 81-66

NIT SEASON TIP-OFF - UNIVERSITY PARK

19 Tue. BUCKNELL W, 98-70
23 Sat. YALE W, 58-56

NIT SEASON TIP-OFF - BARCLAYS CENTER

27 Wed. Ole Miss L, 72-74
29 Fri. Syracuse W, 85-64

DECEMBER

B1G/ACC CHALLENGE

4 Wed. WAKE FOREST W, 76-54
7 Sat. * at 6/6 Ohio State L, 74-106
10 Tues. * 4/4 MARYLAND W, 76-69
14 Sat. ALABAMA W, 73-71
20 Fri. CENTRAL CONN ST. W, 87-58
29 Sun. CORNELL W, 90-59

JANUARY

4 Sat. * vs. 23/25 Iowa W, 89-86
at The Palestra/Philadelphia
7 Tues. * at Rutgers 7 p.m. BTN
11 Sat. * WISCONSIN 2:15 p.m. BTN
15 Wed. * at Minnesota 9 p.m. BTN
18 Sat. * OHIO STATE Noon ESPN/2U

22 Wed. * at Michigan 7 p.m. BTN
29 Wed. * INDIANA 8:30 p.m. BTN

FEBRUARY

1 Sat. * at Nebraska 7 p.m. BTN
4 Tues. * at Michigan State 8 p.m. BTN
8 Sat. * MINNESOTA 4 p.m. BTN
11 Tues. * at Purdue 6:30 p.m. BTN
15 Sat. * NORTHWESTERN Noon BTN
18 Tues. * ILLINOIS 6:30 p.m. FS1
23 Sun. * at Indiana Noon FS1
26 Wed. * RUTGERS 7 p.m. BTN
29 Sat. * at Iowa Noon BTN

MARCH

3 Tues. * MICHIGAN STATE 7 p.m. ESPN/2
7 Sat. * at Northwestern 4 p.m. BTN
Wed.-Sun BIG TEN TOURNAMENT BTN/CBS
11-15 Indianapolis, Ind.

Rankings Associated Press / Coaches
All Times Eastern

HOME GAMES in CAPS | * Big Ten game

RUTGERS SCARLET KNIGHTS

Coach: Steve Pikiell (Connecticut, 1990)
Record at Rutgers: 52-56 (Fourth season)
Career Record: 249-241 (15th season)
2019-20 Record: 11-3, 2-1 Big Ten
Top Scorers
#24 Ron Harper, So., F – 11.7 ppg
Rebounder
#15 Myles Johnson, So., C – 9.1 rpg
Top Assists Leader
#0 Geo Baker, Jr., G – 4.0 apg (out last game w/injury)

#20 | PENN STATE NITTANY LIONS

Coach: Patrick Chambers (Philadelphia, 1994)
Penn State Record: 139-142 (Ninth season)
Career Record: 181-170 (11th season)
2019-20 Record: 12-2, 2-1 Big Ten
Top Scorer
#11 Lamar Stevens, Sr., F – 16.4 ppg
Top Rebounder
#24 Mike Watkins, Sr., F – 9.0 rpg
Top Assists Leader
#0 Myreon Jones, So., G – 3.0 apg

LAST GAME STARTERS

#	NAME	POS.	ELG.	PTS	REB	STAT VS. IOWA	NOTES
11	Lamar Stevens	F	Sr.	16.4	7.0	11 of 16 pts in 1H	118 consec starts, 99 gms w/10+, #4 PS career pts
24	Mike Watkins	F	Sr.	10.6	9.0	2-2 FG in final 4:37	NCAA active career (245) & Big Ten (49) BS leader
0	Myreon Jones	G	So.	13.8	3.0	played team-high 29 min	PSU #2 scorer; PSU-best 32 3-FG & A:T ratio at 1.9
2	Myles Dread	G	So.	8.9	3.1	7 reb, 4 asst, 6-6 FT	6-6 FT in final :28 to seal win, now 20-straight FTM
5	Jamari Wheeler	G	Jr.	4.1	2.9	played 8 min, back Sat	Leads B1G w/25 stls; #16 on PS car stls list (124)

STAT COMPARISON

R	STATS	PSU
73.7	Scoring Average	81.0
59.6	Opponent Scoring Average	67.4
47.6	Field-Goal Percentage	45.4
37.4	Opponent Field-Goal Percentage	39.3
5.4	3-Pointers Per Game	8.4
30.3	3-Point Field Goal Percentage	31.7
31.3	Opponent 3-Point Field Goal %	34.8
64.3	Free Throw Percentage	69.1
41.5	Rebounds Per Game	41.4
31.2	Opponent Rebounds Per Game	36.9
14.6	Assists Per Game	15.9
14.1	Turnovers Per Game	12.6
4.9	Blocks Per Game	6.3
7.4	Steals Per Game	9.4

SERIES RECORD

Of the current Big Ten opponents, Penn State and Rutgers have the most previous meetings with 74. Penn State leads the overall series 42-32 and is 5-3 in Big Ten play vs. the Scarlet Knights.

Neither team has won two games in a row in the series since Penn State won the final meeting of 2015-16 (2/20/16) and first of 2016-17 (1/11/17).

Series streak: Penn State, W1

Overall series: Penn State leads 42-32

at Rutgers: Rutgers leads 22-16

Last game: at Piscataway, N.J.

Penn State 66, Rutgers 65, 3/6/2019

Chambers vs. Rutgers: 5-3

The last 10 seasons of the game results are on page 7 of these notes. Full list on page 189 of media guide.

BROADCAST INFO

WATCH: BTN & Fox Sports Go mobile app
Brandon Gaudin (pxp), Bob Wenzel (analyst)

LISTEN: Penn State Sports Network

Steve Jones (pxp) & Dick Jerardi (analyst)

Affiliates: GoPSUsports.com/affiliates1920

Listen online: GoPSUsports.com/lionvision

SiriusXM Channels | XM 81 | XM 81 | Internet 81

NITTANY LIONS' RECORD

	Overall	H	A	N	OT
Overall	12-2	9-0	1-1	2-1	—
Big Ten	2-1	1-0	0-1	1-0	—
November	6-1	4-0	1-0	1-1	—
December	5-1	5-0	0-1	—	—
January	1-0	0-0	0-0	1-0	—
February	0-0	0-0	0-0	—	—
March	0-0	0-0	0-0	0-0	—

STREAKS:

Overall Last Win: 1/4 vs. #23 Iowa (89-86)
W5 Last Loss: 12/7 at #6 Ohio State (74-106)
Home Last Win: 12/29 vs. Cornell (90-59)
W13 Last Loss: 1/31 vs. #17 Purdue (90-99 ot)
Away Last Win: 11/14 at Georgetown (81-66)
L1 Last Loss: 12/7 at #6 Ohio State (74-106)
Neutral Last Win: 1/4 vs. #23 Iowa (89-86)
W2 Last Loss: 11/27 vs. Ole Miss (72-74)
B1G Last Win: 1/4 vs. #23 Iowa (89-86)
W2 Last Loss: 12/7 at #6 Ohio State (74-106)

STARTING 5

Three of the last four games between Penn State and Rutgers have been decided by four points or less. Each team won on the road during the 2018-19 season with the games decided by a combined total of five points.

With its win over Iowa Saturday at The Palestra, Penn State won its first league game of the new year for the eighth time in 28 Big Ten seasons and second time in the coach Patrick Chambers era.

Penn State is 21st in the kenpom.com rankings, its highest rating this season.

This is the fourth time in Penn State's Big Ten era (28th season) it has reached 12 wins in 14 games (1995-96: 13-1; 2014-15: 12-2; 2008-09: 12-2 & 2019-20: 12-2).

Senior forward Lamar Stevens, fourth on Penn State's all-time scoring list (1,889 career points), needs 11 to reach 1,900. Stevens is seven field goals shy of 700 in his career, and would become one of only three Nittany Lions to reach that total.

#CLIMBWITHUS

GoPSUsports.com



@PennStateMBB



pennstatebasketball



PennStateMBB

2019-20 PENN STATE NITTANY LIONS

NUMERICAL ROSTER

#	NAME	POS	CL	HT	WT	HOMETOWN	HIGH SCHOOL / LAST SCHOOL
0	Myreon Jones	G	So.	6-3	170	Birmingham, Ala.	Lincoln Academy (Ga.)
1	Seth Lundy	F	Fr.	6-6	219	Paulsboro, N.J.	Roman Catholic
2	Myles Dread	G	So.	6-4	215	Detroit, Mich.	Gonzaga (Washington D.C.)
4	Curtis Jones Jr.	G	Gr.	6-4	180	Richmond, Va.	Huntington Prep (W.Va./Okla. State)
5	Jamari Wheeler	G	Jr.	6-1	170	Live Oak, Fla.	Rock School
10	Kyle McCloskey	G	So.	6-5	212	Lower Gwynedd, Pa.	Germantown Academy
11	Lamar Stevens	F	Sr.	6-8	221	Philadelphia, Pa.	Roman Catholic
12	Izaiah Brockington	G	R-So.	6-4	200	Philadelphia, Pa.	Archbishop Ryan/St. Bonaventure
14	Patrick Kelly	F	Fr.	6-7	215	Raleigh, N.C.	IMG Academy
15	Trent Buttrick	F	Jr.	6-8	240	Bloomsburg, Pa.	Community School of Naples (Fla.)
20	Taylor Nussbaum	G	Jr.	6-2	175	South Salem, N.Y.	Cheshire Academy (Conn.)
21	John Harrar	F	Jr.	6-9	240	Wallingford, Pa.	Strath Haven
22	Grant Hazle	F	Sr.	6-6	194	Kingwood, Texas	Westbury Christian School
24	Mike Watkins	F	Sr.	6-9	257	Philadelphia, Pa.	Phelps School
33	Stephen Beattie	G	Sr.	6-2	180	Boalsburg, Pa.	St. Joseph's Academy

ALPHABETICAL ROSTER

#	NAME	POS	CL	HT	WT	HOMETOWN	HIGH SCHOOL / LAST SCHOOL
33	Stephen Beattie	G	Sr.	6-2	180	Boalsburg, Pa.	St. Joseph's Academy
12	Izaiah Brockington	G	R-So.	6-4	200	Philadelphia, Pa.	Archbishop Ryan/St. Bonaventure
15	Trent Buttrick	F	Jr.	6-8	240	Bloomsburg, Pa.	Community School of Naples (Fla.)
2	Myles Dread	G	So.	6-4	215	Detroit, Mich.	Gonzaga (Washington D.C.)
21	John Harrar	F	Jr.	6-9	240	Wallingford, Pa.	Strath Haven
22	Grant Hazle	F	Sr.	6-6	194	Kingwood, Texas	Westbury Christian School
14	Patrick Kelly	F	Fr.	6-7	215	Raleigh, N.C.	IMG Academy
4	Curtis Jones Jr.	G	Gr.	6-4	180	Richmond, Va.	Huntington Prep (W.Va./Okla. State)
0	Myreon Jones	G	So.	6-3	170	Birmingham, Ala.	Lincoln Academy (Ga.)
1	Seth Lundy	F	Fr.	6-6	219	Paulsboro, N.J.	Roman Catholic
10	Kyle McCloskey	G	So.	6-5	212	Lower Gwynedd, Pa.	Germantown Academy
20	Taylor Nussbaum	G	Jr.	6-2	175	South Salem, N.Y.	Cheshire Academy (Conn.)
11	Lamar Stevens	F	Sr.	6-8	221	Philadelphia, Pa.	Roman Catholic
24	Mike Watkins	F	Sr.	6-9	257	Philadelphia, Pa.	Phelps School
5	Jamari Wheeler	G	Jr.	6-1	170	Live Oak, Fla.	Rock School

COACHING STAFF

Head Coach: Patrick Chambers (Philadelphia '94)
Associate Head Coach: Keith Urgo (Fairfield '02)
Assistant Coach: Jim Ferry (Keene State '90)
Assistant Coach: Kevin Freeman (Connecticut '06)
Director of Basketball Operations: Ross Condon (Villanova '07)
Director of Player Development: David Caporaletti (Philadelphia '93)
Director of On-Campus Recruiting: Nicholas Colella (Penn State '13)
Athletic Trainer: Jon Salazer (Penn State '93)
Strength & Conditioning Coach: Greg Miskinis (Penn State '08)

PRONUNCIATIONS

Buttrick – BUH-Trick
 Harrar – final R is silent, HAIR-ah
 Myreon Jones – Myron
 Kyle McCloskey – Mic CLUS-key
 Lower Gwynedd -- Gwynn-ID

BY ELIGIBILITY

SENIORS (5)

33	Stephen Beattie	G
22	Grant Hazle	G
4	Curtis Jones Jr.	G
11	Lamar Stevens	F
24	Mike Watkins	F

JUNIORS (4)

35	Trent Buttrick	F
21	John Harrar	F
20	Taylor Nussbaum	G
5	Jamari Wheeler	G

SOPHOMORES (4)

12	Izaiah Brockington	G
2	Myles Dread	G
0	Myreon Jones	G
10	Kyle McCloskey	G

FRESHMENS (2)

1	Seth Lundy	F
10	Kyle McCloskey	G

BY STATE/COUNTRY

ALABAMA (1)

0	Myreon Jones	G
---	--------------	---

FLORIDA (1)

5	Jamari Wheeler	G
---	----------------	---

MICHIGAN (1)

2	Myles Dread	G
---	-------------	---

PENNSYLVANIA (7)

33	Stephen Beattie	G
12	Izaiah Brockington	G
35	Trent Buttrick	F
21	John Harrar	F
10	Kyle McCloskey	G
11	Lamar Stevens	F
24	Mike Watkins	F

NEW JERSEY (1)

1	Seth Lundy	F
---	------------	---

NEW YORK (1)

20	Taylor Nussbaum	G
----	-----------------	---

NORTH CAROLINA (1)

14	Patrick Kelly	F
----	---------------	---

TEXAS (1)

22	Grant Hazle	G
----	-------------	---

VIRGINIA (1)

4	Curtis Jones Jr.	G
---	------------------	---

QUICK FACTS

THE UNIVERSITY

Name	The Pennsylvania State University
Location	University Park, Pa. 16802
Founded	1855
Enrollment	46,270 (UP overall)
Nickname	Nittany Lions
Colors	Blue & White
Conference	Big Ten Conference
Division	NCAA Division I
Home Court (capacity):	Bryce Jordan Center (15,261)
President	Dr. Eric J. Barron
Vice President of Intercollegiate Athletics	Sandy Barbour
Deputy Athletic Director/Administration/	
Sport Administrator	Lynn Holleran
Ticket Office Phone	1-800-NITTANY

BASKETBALL HISTORY

First Year of Basketball:	1897
No. of Seasons	123 (124th in 2019-20)
All-Time Record	1,488-1,189
Big Ten Record	150-321 (28th season)
Record In BJC	244-143 (24th Season)
NCAA Tourney Years (Record)	9 (9-11); Last: 2011
NIT Years (Record)	11 (27-9); Last: 2018 Champs
CBI Years (Record)	1 (1-1); Last: 2014

COACHING STAFF

Head Coach	Patrick Chambers
Alma Mater	Philadelphia Univ. '94
Penn State Record (seasons)	139-142 (9th year)
Overall Record (seasons)	181-170 (11th year)
Basketball Office	814-865-5494
Associate Head Coach	Keith Urgo (Fairfield '02)
Assistant Coach	Jim Ferry (Keene State '90)
Assistant Coach	Kevin Freeman (Connecticut '06)
Director of Operations	Ross Condon (Villanova '07)
Director of Player Development	David Caporaletti (Philadelphia '93)
Director of On-Campus Recruiting	Nicholas Colella
Athletic Trainer	Jonathan Salazer
Strength & Conditioning Coach	Greg Miskinis

2019-20 TEAM

Letterwinners Returning/Lost	10 / 4
Starters Returning/Lost	4 / 1
Newcomers	*4

*includes Izaiah Brockington who sat out 2018-19 to comply with NCAA transfer rules.

2018-19	14-18 (H: 9-6; A: 4-9; N: 1-3)
2019 Big Ten Finish	7-13, 11th
2019 Big Ten Tournament	0-1, Second Round

MBB CONTACTS

Associate Director, Strategic Communications	
MBB Contact:	Rose Pietrzak Carter
E-Mail	rose@psu.edu
Office / Cell	814-863-3163 / 814-441-8438
Twitter:	@PennStateMBB & @GoPSURose

Secondary Contacts	Ryan Snyder
E-Mail/Cell	rss5528@psu.edu / 814-441-9130
	Kevin Stoicovy
	kjs5540@psu.edu / 814-441-1670

Strategic Communications Office	814-865-1757
Bryce Jordan Center Press Row	814-863-3294
Website	GoPSUsports.com
Address	101 D Bryce Jordan Center, University Park, PA 16802-7101

LONGEST SERIES VS. BIG TEN FOE

Penn State and Rutgers have played the most previous games among all teams on the current Big Ten roster at 74 (42-32 PSU series advantage) as well as the earliest game. The first contest between the Nittany Lions and Scarlet Knights took place on Feb. 24, 1922, seven seasons before a Dec. 31, 1928 game with Northwestern.

BEST OF BOTH WORLDS

Nittany Lion freshman Seth Lundy will have two "homecomings" of sorts after Penn State's game in Philadelphia Saturday. Lundy is from Paulsboro, N.J., and played at Roman Catholic.

JUST DOWN THE STREET

Assistant coach Kevin Freeman, in his second year on the Penn State staff, played at nearby Paterson Catholic.

WHEN PENN STATE IS RANKED...

Penn State is 18-11 when playing as a team ranked in the Associated Press poll, a record which includes a 3-0 mark this season.

CLIMBING IN WINS COLUMN

With 139 victories in his ninth year at Penn State, coach Patrick Chambers is fifth on the list for total wins by a PSU men's basketball coach.

	Coach	Wins	Seasons
1.	John Egli	187	14
2.	Bruce Parkhill	181	12
3.	John Lawther	150	13
4.	Burke Hermann	148	15
5.	Patrick Chambers	139	9th
6.	John Bach	122	10

CHAMBERS' RANKED WINS

Coach Patrick Chambers has 16 victories over Associated Press ranked teams with 12 occurring in the Bryce Jordan Center.

Rank	Opponent	Result	Date
4	Maryland	76-69	12/10/19
4	Michigan	84-78	2/27/13
4	Iowa	79-75	2/17/16
6	Michigan	74-69	2/12/19
8	Ohio State	79-56	2/15/18
13	Virginia Tech	63-62	11/27/18
13	vs. Ohio State	69-68	3/2/18
13	at Ohio State	82-79	1/25/18
17	Maryland	78-61	2/27/19
21	Maryland	70-64	2/7/17
22	Indiana	68-63	2/6/16
22	Ohio State	65-63	2/27/14
22	Illinois	54-52	1/19/12
23	vs. Iowa (Palestra)	89-86	1/4/20
23	at Ohio State	71-70ot	1/29/14
24	Minnesota	52-50	1/14/17

MOST RANKED WINS

In guiding the Nittany Lions to 16 wins over Associated Press poll-ranked teams, coach Patrick Chambers has the most ranked wins of any Penn State men's basketball coach.

Total	Coach	Seasons
16	Patrick Chambers	8+
12	Jerry Dunn	8
11	Ed DeChellis	8

The most ranked teams any Nittany Lion basketball coach has faced in a single season is 11 by Ed DeChellis in 2010-11, and Chambers twice, in his inaugural campaign with the Nittany Lions in 2011-12 and again in 2018-19.

RANKED WINS IN A SEASON

In its history, Penn State has six seasons with three wins over top-20 opponents. The Nittany Lions' three wins over ranked foes in back-to-back seasons was a program first.

Total	Season	Coach
3	2018-19	Patrick Chambers
3	2017-18	Patrick Chambers
3	2008-09*	Ed DeChellis
3	2000-01*	Jerry Dunn
3	1998-99	Jerry Dunn
3	1951-52	John Lawther

*Both the 2000-01 and 2008-09 teams defeated four top-25 ranked teams.

KENPOM / NET 2020

The latest KenPom.com ratings have the Nittany Lions No. 21 currently overall. Penn State is 17th in the NCAA NET rating.

Week	KP Rank	NET
Preseason	43	-
Nov. 11	44	-
Nov. 18	33	-
Nov. 25	32	-
Dec. 2	24	-
Dec. 9	24	-
Dec. 16	24	18
Dec. 23	24	18
Dec. 30	23	15
Jan. 6	21	17

WATKINS AMONG LION ELITE

Tallying his 1,000th career point in the Central Connecticut game, Mike Watkins became the 37th member of the 1,000-point scoring club, but he also became one of only three Nittany Lions with at least 800 rebounds to go along with that scoring milestone.

	Points	Rebs
Jesse Arnelle (1952-55)	2,138	1,238
Mike Watkins (2016-pres.)	1,028	851
Mike Lang (1980-83)	1,014	912

STEVENS IN SELECT COMPANY

With a career-best 13 rebounds as part of his double-double with 13 points vs. Yale (Nov. 23), Lamar Stevens became one of only four Nittany Lions with 1,500+ career points and 700+ career rebounds. He was the fastest Nittany Lion junior to 1,500 points and is the 14th Penn State player to collect 700 rebounds.

	Points	Rebs
Jesse Arnelle (1952-55)	2,138	1,238
Lamar Stevens (2016-pres.)	1,889	758
Jamelle Cornley (2005-09)	1,579	755
Geary Claxton (2004-08)	1,542	755

MOVIN' ON UP

Both Lamar Stevens and Mike Watkins currently rank in the top four of the Nittany Lions' lists for scoring and rebounding, respectively.

Watkins is third in the rebounding category and Stevens fourth on the all-time scoring chart.

PENN STATE CAREER REBOUNDS LIST

	Rebs	Avg.
1. Jesse Arnelle (1952-55)	1,238	12.3
2. Mike Lang (1980-83)	912	8.3
3. Mike Watkins (2016-pres.)	851	8.3

PENN STATE CAREER SCORING LIST

	Points	Avg.
1. Tolor Battle (2007-11)	2,213	16.5
2. Jesse Arnelle (1951-55)	2,138	21.0
3. Joe Crispin (1997-01)	1,986	15.6
4. Lamar Stevens (2016-pres.)	1,889	16.0

2019-20 RECORD

At home	9-0
On road	1-1
Neutral	2-1
vs. Top-25 teams	2-1
Leading at the half	10-1
Trailing at the half	2-1
Tied at the half	
Lead w/ 5:00 to play	10-1
Trail w/ 5:00 to play	1-1
Tied w/ 5:00 to play	1-0
In overtime(s)	
Wearing white	9-1
Wearing gray	
Wearing blue	2-1
Wearing pink and black	1-0
Game decided by 1-5 pts	3-1
Game decided by 6-10 pts	1-0
Game decided 11-15 pts	1-0
Game decided by 16+ pts	7-1
PSU scores < 59 points	1-0
PSU scores 60-69 pts	
PSU scores 70-79 pts	3-2
PSU scores 80-89 pts	5-0
PSU scores 90-99 pts	3-0
PSU scores 100+ pts	
Opp. scores < 59 pts	5-0
Opp. scores 60-69 pts	4-0
Opp. scores 70-79 pts	2-1
Opp. scores 80-89 pts	1-0
Opp. scores 90-99 pts	
Opp. scores 100+ pts	0-1
1 PSU player scores 10+	
2 PSU players score 10+	
3 PSU players score 10+	5-2
4 PSU players score 10+	3-0
5 PSU players score 10+	3-0
6 PSU players score 10+	1-0
PSU outrebounds opp.	9-0
Opp. outrebounds PSU	2-2
Rebounds are equal	1-0
PSU has more turnovers	2-2
Opp. has more turnovers	10-0
Turnovers are equal	
FG% over 40%	10-2
FG% less than 40%	2-0
Opp. FG% over 40%	5-2
Opp. FG% less than 40%	7-0
PSU outshoots opp.	10-1
Opp. outshoots PSU	2-1
In November	6-1
In December	5-1
In January	1-0
In February	
In March	
On Sunday	1-0
On Monday	
On Tuesday	3-0
On Wednesday	1-1
On Thursday	1-0
On Friday	2-0
On Saturday	4-1

LAST TIME OUT

LIONS ELECTRIFY PALESTRA WITH FIFTH-STRAIGHT VICTORY

Penn State extended its win streak to five games with an 89-86 win over No. 23 Iowa Saturday in The Palestra. The teams battled for 40 minutes as PSU secured the win by making its final five shots and Myles Dread made six free throws in the final 30 seconds.

Philadelphia product Izaiah Brockington turned in a career-high 23 points, scoring 15 points in the second half. He and Curtis Jones Jr. were catalysts with 39 of Penn State's 46 bench points as Lamar Stevens and Mike Watkins were hampered by foul trouble. Curtis Jones went 4-5 in the second half and was 3-3 in 3-point field goals.

The sell-out crowd witnessed 24 lead changes and 10 ties. The Nittany Lions surged in the final 4:37, going 5-5 from the floor keyed by Watkins dunk to pull Penn State within two points, 76-74. Curtis Jones Jr. knocked in a 3-pointer with 3:03 from the left wing to give the Nittany Lions their first lead, 77-76, in more than 10 minutes.

Iowa's Lukas Garza scored his game-high 34th point on a free throw to tie the game at 79. Watkins' fast break dunk, for an 81-79 PSU lead, was followed by a critical Watkins' block with 65 seconds left.

Iowa pulled within two, 83-81. Dread made two free throws to nudge PSU to 85-81, and added four more. Hawkeye Joe Toussaint had 16 points in the second half, with two baskets in the final three seconds.

The Nittany Lions trailed by as many as seven points in the second half. PSU held an eight-point lead with 3:02 before the break, but the Hawkeyes had a 9-0 run to grab a 38-37 lead. Dread grabbed an offensive rebound and hit a jumper for a 39-38 PSU halftime lead.

Four Nittany Lions finished with double-digits in scoring, as Stevens and Curtis Jones Jr. had 16 and Dread 14. Dread grabbed a team and career-best seven rebounds and had a team-best four assists.

STEVENS ON MALONE AWARD LIST

Lamar Stevens was named as one of 20 national players on the 2020 Karl Malone Power Forward Watch List as announced by the Naismith Memorial Basketball Hall of Fame. The Big Ten Conference's leading scorer and rebounder, Stevens averaged 19.9 points per game and 7.7 rebounds per game and earned All-Big Ten Conference honors last season. Stevens also earned pre-season All-Big Ten Conference team accolades.

New this year, Nittany Lion fans can participate in the voting for Stevens at www.hoophallawards.com.

Named after Class of 2010 Hall of Famer and two-time NBA Most Valuable Player Karl Malone, the honor recognizes the top power forwards in Division I men's college basketball. A national committee of college basketball personnel determined the list of 20 candidates.

"To be considered for the Karl Malone Power Forward Award is a great honor," said Stevens. "He was not only a tremendous individual player, but his teammates and coaches could count on him as a leader on and off the court. I want to show that same level of commitment to Penn State, my teammates and coaches, and to the game of basketball."



BY THE NUMBERS

2

Lamar Stevens is one of only two active NCAA student-athletes with at least 1,800 career points and 750 career rebounds.

4

Four Nittany Lions are ranked in the Big Ten's individual list for steals: Wheeler (1), Stevens (t-3), M. Jones (t-6) and Brockington (t-12).

5

The two games between Penn State and Rutgers in 2018-19 were decided by a total of five points: Jan. 26, Rutgers 64-60; March 6, Penn State 66-65.

8

Penn State has scored at least 80 points eight times this season with three games of 90 or more points in 2019-20.

17

Penn State's NCAA NET rating as of Jan. 6, 2020.

24

Saturday's win over Iowa saw 24 lead changes, most in any game for Penn State since at least 2011.

40

Penn State's class of 2020 earned a top-40 ranking from 247Sports.

63.6

Average PSU score in eight meetings vs. Rutgers as a B1G opponent.

CLASS OF 2020 EARNS TOP-40 RANKING

Coach Patrick Chambers and the Penn State men's basketball program welcomed new four new Nittany Lions to the family on national signing day Nov. 13, when they signed their National Letters of Intent to enroll at Penn State and play for the Nittany Lions. The class of 2020 recently earned a top-40 ranking from 247Sports.

DJ Gordon | 6-8 | G
Pittsburgh, Pa. | First Love Christian

Caleb Dorsey | 6-7 | F
Westminster, Md. | The Hill School

Valdir Manuel | 6-8 | F
Angola | Harcum College

Dallion Johnson | 6-3 | G
Haverhill, Mass. | Phillips Academy

Full press release is available here:
gopsusports.com/mbbclassof2020.



DJ GORDON
G | PITTSBURGH, PA.

VALDIR MANUEL
F | ANGOLA

CALEB DORSEY
F | WESTMINSTER, MD.

DALLION JOHNSON
G | HAVERHILL, MASS.

STEVENS IN SC TOP 5

With a thunderous dunk off a glass pass from Jamari Wheeler, senior forward Lamar Stevens made SportsCenter's top five plays of the day on opening night, Nov. 5.

STEVENS IN TOP 10

Stevens claimed the No. 9 spot on SportCenter's top-10 plays on Nov. 19 with a reverse dunk early in the second half.

STEVENS IN TOP 10, PART 2

Stevens already ranks in the top 10 of several Penn State career lists:

Category	Rank	Statistic
Scoring	4	1,889 points
Field Goals	3	687 made
Free Throws	8	428 made
Blocked Shots	t-6	107 blocks
Rebounds	7	754 rebounds
Scoring Avg.	9	16.0 ppg

STEVENS IN TOP 10, (AGAIN)

With his gravity-defying windmill dunk, Stevens was featured as SportsCenter's No. 9 play of the day on Dec. 20.

FIRST-HALF FIELD GOAL HIGH

Penn State had 21 field goals in the first half vs. Central Conn. State Dec. 20, the highest total in any half in the Patrick Chambers era. The list below has the highest field goal totals for a half in each of the last eight-plus seasons.

Season	Team Field Goals	
	1H	2H
2019-20	21	19
2018-19	18	18
2017-18	18	20 (2x)
2016-17	18	18
2015-16	18	17
2014-15	17	17
2013-14	19	19
2012-13	17	18
2011-12	18	15

TREY-MENDOUS

Since 2011-12, Penn State has had 74 games, including six in 2019-20, with nine or more 3-point field goals.

Three of the top four single-game totals in the Chambers' era occurred in 2017-18: Coppin State (14), Northwestern (BTT-13, Penn State BTT record) and at Iowa (12).

Season	Games with 9+ Threes	High Team Total
2019-20	6	13
2018-19	10	12, 2x
2017-18	14	14
2016-17	8	13
2015-16	12	11
2014-15	7	11
2013-14	9	10
2012-13	1	10
2011-12	7	11

POINTS RISING

Just one of the indicators of Penn State's increase in its offensive output was the setting of the program's record for points scored overall (2,833) and in the Big Ten (1,297) in 2017-18, with the Nittany Lions' breaking their own league scoring record from 2016-17.

The 2017-18 points per game average of 74.7 (at season's end) was the highest since the 2000-01 season (76.8), highest under Chambers, and a 12.9-point difference from Chambers' first season in 2011-12. The program record is 78.7 ppg, set in the 1954-55 season.

Season	Season Record	FG%	Season Avg.
2019-20	12-2	45.4	81.0
2018-19	14-18	41.7	69.7
2017-18	26-13	46.1	74.7
2016-17	15-18	41.4	71.7
2015-16	16-16	40.7	65.8
2014-15	18-16	42.0	66.9
2013-14	16-18	42.8	70.9
2012-13	10-21	39.5	61.6
2011-12	12-20	39.3	61.8

NONCON SEASON SCORING

Penn State finished the nonconference portion of its schedule with a 10-1 record and an 81.4 points-per-game scoring average. That 81.4 ppg average is the highest in coach Patrick Chambers' nine years and best since an 84.0 team ppg average for the 1995-96 season.

Season	#Gms	Rec	FG%	Pts. Avg.
2019-20	11	10-1	45.9	81.4
2018-19	11	7-4	42.3	72.2
2017-18	13	10-3	47.9	79.7
2016-17	13	8-5	42.0	75.2
2015-16	13	9-4	41.3	67.3
2014-15	13	12-1	43.6	72.0
2013-14	13	9-4	47.7	81.2
2012-13	12	8-4	40.7	65.4
2011-12	13	8-5	39.3	64.0

FEWEST OPPONENT POINTS IN HALF SINCE 2015

Penn State allowed Maryland Eastern Shore only 17 points in the first half, the lowest total since a Feb. 7, 2015 win over Nebraska. The Huskers had only 13 points by the break in that contest.

UNDER 40

Penn State has won 92.4 percent of its games with a 49-4 record in the last four years (2015-present) when it holds its opponent to a field goal percentage of less than 40 percent.

Season	Opponents FG% < 40%	Record
2019-20	7	7-0
2018-19	9	8-1
2017-18	15	15-0
2016-17	10	9-1
2015-16	12	10-2
	53	49-4

Since the start of the coach Patrick Chambers era in 2011-12, Penn State is 85-19 when holding opponents to a field goal percentage below 40 percent for an 81.7 winning percentage.

BACK-TO-BACK LESS THAN 60

In its final two games of 2019, Penn State held back-to-back opponents, Central Connecticut and Cornell, to less than 60 points. The Nittany Lions have accomplished this feat 11 times since the start of the 2011-12 season.

Both the 2017-18 and 2015-16 teams had three such back-to-back dominating defensive performances, each with two less-than-60-point pair during nonconference play and one set of opponents during the Big Ten regular season.

ON THE DEFENSIVE

In 2018-19, the Nittany Lions kept 25 of their 32 opponents below their scoring averages (entering the game), holding 13 teams below their average by double digits. Two teams were held 20 points below their scoring averages.

Penn State retains that defensive edge at the start of 2019-20, forcing 15.85 turnovers per game, the best mark in the Big Ten. Nine teams during the season have been held below their respective scoring averages, not including UMES in the season opener, and 10 of the 13 opponents have been held to 70 points or less per game.

OPPONENT TO TOTALS / SCORING AVG.

Opponent	TO	PPG Avg.	Pts vs. PSU
UMES	19	opener	46
Wagner	18	71.0	64
Georgetown	21	85.0	66
Bucknell	14	74.5	70
Yale	16	80.8	58
Ole Miss	15	75.0	74
Syracuse	12	72.3	64
Wake Forest	20	74.9	54
Maryland	20	77.9	69
Alabama	10	79.4	71
Cornell	17	65.0	59

50-50-50

Penn State grabbed 57 rebounds vs. Syracuse, the highest team total in the coach Patrick Chambers era, and the first time since the 2011-12 season the Nittany Lions had 50 or more in a game.

Versus Wake Forest, Penn State collected 52 team rebounds for back-to-back games with more than 50 boards for the first time since November 2007. Penn State added a third game with at least 50 rebounds with a 50-board game vs. Alabama.

Season	Rebs	Opponent	Date
2019-20	57*	Syracuse	11/29/19
	52*	Wake Forest	12/4/19
	50	Alabama	12/14/19
2012-13	50	Duquesne	12/29/12
2009-10	52	UMBC	12/8/09
2007-08	53*	Canisus	11/16/07
	54*	South Carolina	11/22/07
2006-07	53	VMI	12/30/06
2004-05	51	Western Carolina	11/15/04
	53	Sacred Heart	11/27/04
1995-96	57	Morgan State	11/25/95
	50	VMI	11/30/95
1994-95	51	Mt. St. Mary's	11/25/94
	50	at Iowa	3/23/95

*back-to-back games

THESE (REBOUNDS) GO TO 11

Mike Watkins had 16 rebounds in Penn State's win over Syracuse and, of that season-best total, 11 were on the offensive end. He became only the second Nittany Lion to record double-figures in offensive rebounds in the last 17 years. Aaron Johnson had 11 offensive and 13 defensive for 24 total vs. Western Carolina on Nov. 15, 2004.

ON THE BOARDS

Penn State's hallmarks are defense and rebounding and the Nittany Lions have outrebounded nine of opponents so far this season. Penn State is 9-0 in those games, and recorded an equal total in one contest for a +4.5 rebound margin.

The Nittany Lions recorded a positive rebound margin at +2.1 for all games in 2018-19, the fifth time in eight seasons. The 2017-18 and 2018-19 seasons had the top two margins in back-to-back years in the Chambers era.

Season	# Gms + Reb	PS Reb Avg.	Opp Reb Avg.	Mar
2019-20	9	41.4	36.9	+4.5
2018-19	19	36.5	34.4	+2.1
2017-18	23	35.5	33.0	+2.5
2016-17	11	35.4	38.8	-3.4
2015-16	13	34.7	36.0	-1.3
2014-15	18	35.3	35.8	-0.5
2013-14	16	35.2	34.5	+0.7
2012-13	16	34.9	33.5	+1.4
2011-12	19	33.9	32.0	+1.9

HALF & HALF

With his 21 points in the second half vs. Bucknell, senior forward Lamar Stevens matched his career-high scoring mark for a half as he had 21 points in the second period vs. Duquesne last season (12/19/2018).

Against Syracuse, Stevens broke his 20-point game perfectly between the two halves with 10 in each. The Philadelphia, Pa., product has scored 10+ points in 87 halves of basketball in his career. Listed below are Stevens' 10+ scoring halves broken up by first or second half with his high-half total listed for each season.

Year	10+ Points		High Pts in Half
	1H	2H	
2019-20	6	5	21 (2H) Bucknell
2018-19	17	19	21 (2H) Duquesne
2017-18	12	15	16 (1H-2x),(2H-4x)
2016-17	6	8	16 (2H), Texas A&M
Total halves	41	47	= 88

STEVENS' IN NCAA CAREER RANKINGS

While Stevens is climbing up the Penn State career charts, he's making his mark on some NCAA active career lists as well.

STEVENS' NCAA ACTIVE D-1 CAREER RANK

STAT	RANKING	VALUE
Consecutive Games Started	2	118
Field Goals Made	5	693
Total Points	7	1,889
Free Throws Made	11	432
Rebounds	15	758
Games Played	24	118

WATKINS' RANKINGS NCAA CAREER TOP 10

Senior Mike Watkins possesses the No. 1 spot on the NCAA Division I active career blocked shots list (games played through Jan. 1 and ranks in the top 10 in four other categories).

WATKINS' NCAA ACTIVE D-1 CAREER RANK

STAT	RANKING	VALUE
Total Blocked Shots	1	248
Double-Doubles	6	31
Rebounds	6	851
Blocked Shot Average	7	2.41
Field Goal Percentage	10	61.6
Rebound Average	22	8.3

The graphic features the ESPN logo at the top. Below it, the text reads "BEST COACHES AT DEVELOPING TALENT". A list of seven coaches is shown, with Patrick Chambers at the bottom, ranked 7th. To the right of the list is a photograph of Patrick Chambers in a suit, sitting on the ground and holding a clipboard.

JAY WRIGHT	1
LARRY KRYSKOWIAK	2
TOM IZZO	3
FRANK MARTIN	4
ROY WILLIAMS	5
CHRIS HOLTSMANN	6
PATRICK CHAMBERS	7

Last fall, ESPN.com released its list of major collegiate coaches who excel at developing talent with Nittany Lion coach Patrick Chambers ranked in the No. 7 spot. The rankings were compiled from player improvement data from the 2010-11 through 2017-18 seasons.



NO. 1

MIKE WATKINS
NCAA DIVISION I
ACTIVE CAREER
BLOCKED SHOTS
LEADER

248

STAYING ON TOP

Mike Watkins set the Penn State freshman mark for rebounds, and also claimed the top spot for career field goal percentage at 59.0 percent following his rookie campaign. Watkins is currently at a 61.6 career field goal percentage, which ties him for 10th on the NCAA Division I active career list.

PENN STATE CAREER FG PERCENTAGE

	PCT	FGM	FGA	
1.	61.6	426	692	Mike Watkins, 2016-pres.
2.	58.3	539	924	Jarrett Stephens, 1996-00
3.	54.6	301	551	Andrew Jones, 2008-11

ANOTHER TOP SPOT

Watkins' 2017-18 season field goal percentage of 68.5 (146-213) also gave him the top spot on the Nittany Lions' season percentage chart. He now owns three of the top-10 single-season marks in Penn State history.

He grabbed another top-10 single-season listing at No. 4 at 61.0 percent. His rookie year percentage of 59.0 ranks eighth.

After missing the remainder of 2017-18 with a knee injury, Watkins was just shy of the NCAA games played requirement of 75 percent (74.3%) to qualify for final season statistical rankings.

However, he was the Big Ten stat champion for his 70.0 percent field goal percentage in league games and his 68.5 single-season mark qualified with a minimum 125 made field goals for No. 2 on the Big Ten's all-time individual top 10.

PENN STATE SEASON FG-PERCENTAGE

	PCT	FGM	FGA	
1.	68.5	146	213	Mike Watkins, 2018
2.	64.0	165	258	Jarrett Stephens, 1998
3.	62.6	67	107	Eric Carr, 1992
4.	61.0	64	105	Mike Watkins, 2020
5.	60.8	191	314	Ed Fogell, 1990
6.	60.3	70	116	Brandon Hassell, 2007
7.	60.1	131	218	Frank Brickowski, 1981
8.	59.0	128	217	Mike Watkins, 2017

MIKE SWAT-KINS

Senior Mike Watkins, who stands second behind Calvin Booth on the Nittany Lions' all-time blocked shot list, hit the 200 career mark with his first block in the season opener vs. Maryland Eastern Shore, then added six more for seven total that night. He has 248, which currently ranks first among the NCAA's Division I active career leaders.

Watkins blocked 90 shots his freshman season (2.7 bpg) and owns a 2.4 per game career average (7th among NCAA Div. I career leaders), the second-highest career average in Penn State history.

DOUBLE-DOUBLE MACHINE

With his 19 points and 10 rebounds vs. Cornell in the final nonconference game of 2019, Mike Watkins notched his 31st career double-double. He took sole possession of the No. 2 spot on Penn State's list in the season opener vs. UMES (list tabulated beginning with the 1976-77 season).

Watkins set the freshman record for double-doubles with eight in 2016-17.

PENN STATE DOUBLE-DOUBLES LIST

TOT	
1.	38 John Amaechi (3 yrs., 1992-95)
2.	31 Mike Watkins, 2016-present

8 IN THE 1K CLUB

During coach Patrick Chambers' tenure at Penn State, eight Nittany Lions have added their names to the 1,000-point career scoring list for a current total of 11,410 points. Three Nittany Lions finished their careers in the top 10: Tim Frazier (1,543), D.J. Newbill (1,812), Shep Garner (1,629) with Stevens at No. 4 with 1,873 points. Brandon Taylor (1,289), Tony Carr (1,161), Josh Reaves (1,079) and now Mike Watkins (1,028) all added their names to the list in their final seasons.

In 2017-18, Carr and Stevens became the first- and second-ever Nittany Lion sophomores to reach the milestone.

20 FOR THE BIG TEN

The Big Ten Conference moved to a 20-game schedule beginning with the 2018-19 season, becoming the first conference to play 20 league games in the history of Division I basketball. Each team plays seven opponents twice and six teams once (three home, three away) in a given season.

2019-20 PENN STATE B1G SCHEDULE

Double Play	Single Play
Indiana	Illinois (H)
Iowa	Maryland (H)
Michigan State	Michigan (A)
Minnesota	Nebraska (A)
Northwestern	Purdue (A)
Ohio State	Wisconsin (H)
Rutgers	

RUTGERS SERIES

LAST 10 SEASONS VS. RUTGERS

Date	Location	PS Pts	RU Pts	Result
1/21/1990	A	59	61	L
2/15/1990	H	80	69	W
3/21/1990	A	58	55	W
1/28/1991	H	78	79	L
2/27/1991	A	70	92	L
12/10/2003	H	47	60	L
12/1/2004	A	83	80	W
3/14/2006	H	71	76	L-NIT
1/3/2015	A	46	50	L
1/24/2015	H	79	51	W
2/20/2016	A	70	58	W
1/1/2017	A	60	47	W
2/4/2017	H	68	70	L
1/27/2018	H	60	43	W
1/26/2019	H	60	64	L
3/6/2019	A	66	65	W

Series streak: Penn State, W1

Overall series: Penn State leads 42-32

at Rutgers: Rutgers leads 22-16

Last game: at Piscataway, N.J.

Penn State 66, Rutgers 65, 3/6/2019

Chambers vs. Rutgers: 5-3

BIG TEN OPPONENTS

	B1G Reg Season	BTT	Overall
Illinois	16-25	0-3	19-28
Indiana	9-35	2-2	11-39
Iowa	16-27	1-1	18-30
Maryland	4-5	--	12-14
Michigan	10-34	2-1	13-36
Michigan State	6-34	2-1	8-39
Minnesota	14-30	0-4	14-36
Nebraska	6-8	2-0	10-9
Northwestern	30-16	2-2	32-19
Ohio State	14-32	2-4	18-39
Purdue	11-35	0-3	12-39
Rutgers	5-3	--	42-32
Wisconsin	9-37	1-1	10-3
	150-321	14-22	219-363

CHARLESTON CLASSIC FOR NOVEMBER 2020

A schedule change moved Penn State's participation in the Charleston Classic, originally scheduled for this season, to November 2020.

The 2020 Charleston Classic (November 19, 20 and 22) will be held at TD Arena in Charleston, S.C., and include the College of Charleston, Florida State, Houston, Oklahoma State, Penn State, Seton Hall, Tennessee and VCU.

Additional information can be found at www.charlestonclassic.com.

GRADUATION SUCCESS RATE ABOVE NATIONAL AVERAGE

The NCAA's annual graduation rates study of institutions across the nation revealed Penn State student-athletes at the University Park campus earned a Graduation Success Rate (GSR) of 91 percent to break the school's all-time record of 90, which was previously set in the 2010, 2017 and 2018 NCAA reports. Nittany Lion students posted a 91 percent graduation rate compared to the 88 percent average for all Division I institutions for students entering from 2009-10 through the 2012-13 academic year.

Penn State student-athletes have delivered a Graduation Success Rate in the 88-91 percent range during each of the past 13 NCAA reports, improving from 88 percent in the 2015 report, to 89 percent in 2016, to 90 percent in 2017 and 2018, and a record-breaking 91 percent figure in 2019.

Men's Basketball was among the 18 Nittany Lion teams at or above the Division I sport average and one of 12 squads that posted a Graduation Success Rates at least five points higher than the national average for their sport (90 to 83, +7). For the 10th consecutive year, the Penn State football (86 percent compared to 78 percent), Nittany Lion basketball (90 to 83) and Lady Lion basketball (92 to 91) teams all earned four-year Graduation Success Rates higher than the national average for their respective sports.

The four-year average for University Park students was 85 percent, exceeding the 66 percent rate for all students nationwide by 19 points.

ALL IN THE FAMILY

Participating in sports has been a big part of the families of eight Nittany Lions who have had either parents or siblings compete at the collegiate level. Three sons followed in their fathers' footsteps on the hardwood: Izaiah Brockington (Antoine, Copin State); Myles Dread (Aaron, Millersville) and Lamar Stevens (Lou, Widener). Seth Lundy's older brother, Xavier, played basketball at Rider.

Grant Hazle's sister, Madeline, completed a four-year career as a member of Wisconsin's women's swimming team in 2017. Both of Curtis Jones Jr.'s parents were student-athletes at Howard as Curtis Sr. played football, and mother, Tara (Irving), played for the Bison women's tennis team. Patrick Kelly's late father, Pat, was a member of Syracuse's 1987 undefeated football team and then played in the NFL.

Four members of Kyle McCloskey's immediate family were involved in athletics including three Nittany Lion letterwinners. Father, Mike, was a tight end for Penn State (1979-82) and played on the 1982 national championship team before continuing his career in the NFL. Kyle's mother competed in track and field and his sister, Megan, was also a member of the Nittany Lion track and field team. Another sister, Kiernan, was a four-year letterwinner in basketball at Lehigh.

THE 2019-20 PENN STATE BASKETBALL STORY

"The Penn State Basketball Story" is the digital series available on GoPSUsports.com/lionvision with highlights on the team's social media accounts. "The Penn State Basketball Story" will offer a view of the Nittany Lions' practices and preparation for games, perspectives from the Penn State coaches and game action from this season. The first episode of "The Penn State Basketball Story" was released Dec. 13.

PENN STATE COACHES SHOW PRESENTED BY PEPSI

"The Penn State Coaches Show Featuring Patrick Chambers Presented by Pepsi" is broadcast live on 40-plus affiliates and on LionVision on GoPSUsports.com each season. Fans can listen to encore presentations of this season's shows at GoPSUsports.com/lionvision.

Steve Jones, the radio play-by-play voice of the Nittany Lion basketball and football teams, is host of "The Penn State Coaches Show Presented by Pepsi" and was joined by Roger Corey, who also hosts the Penn State Sports Network's football pre-game Tailgate Show.

Games and all programs are available live at 6:05 p.m. ET each scheduled broadcast date and as encore broadcasts for free online and on the [GoPSUsports](http://GoPSUsports.com) mobile app.

The Penn State Sports Network is syndicated by Penn State Sports Properties, a property of Learfield Sports.

UPCOMING SHOWS

Thursday, Jan. 9, 6:05 p.m.
Thursday, Jan. 16, 6:05 p.m.
Thursday, Jan. 23, 6:05 p.m.
Thursday, Jan. 30, 6:05 p.m.
Thursday, Feb. 6, 6:05 p.m.
Thursday, Feb. 13, 6:05 p.m.
Thursday, Feb. 20, 6:05 p.m.
Thursday, Feb. 27, 6:05 p.m.
Thursday, March 5, 6:05 p.m.
Monday, March 9, 6:05 p.m.

PENN STATE SPORTS NETWORK

Forty radio stations in Pennsylvania, Ohio and West Virginia will carry Nittany Lion Basketball games during the 2019-20 season. Radio announcer Steve Jones, in his 38th year with Penn State, will handle the play-by-play with USBWA Hall of Famer Dick Jerardi serving as analyst. Broadcasts begin 30 minutes prior to tip-off with the "Penn State Bookstore Pregame Show." Broadcasts conclude with the PA Propane Association Postgame Show featuring coach and player interviews, game statistics and scores from around the nation.

Broadcasts are also available on SiriusXM with channels for each game announced in game notes. A station carrying a partial schedule is denoted with an asterisk (*).

City/Market Signal	Station	
Allentown/Bethlehem/Easton*	WAEB	790-AM
Altoona	WTNA	1430-AM
Apollo	WXJX	101.3-FM
Avoca	WILK	103.1-FM
Beaver Springs	WNNA	106.1-FM
Bedford	WAYC	1600-AM
Bloomsburg	WHLM	930-AM
Canton	WHGL	100.3-FM
Clearfield	WCPA	900-AM
Corry	WWCB	1370-AM
DuBois	WQQP	95.9-FM
Erie	WPSE	1450-AM
Greensburg	WXJX	98.7-FM
Harrisburg	WHGB	1400-AM
Harrisburg	WHGB	95.3-FM
Harrisburg	W237BR	95.3-FM
Hazleton	WKZN	1300-AM
Huntingdon	WHUN	103.5-FM
Lansdale	WNPV	1440-AM
Lebanon	WLBR	1270-AM
Lewistown	WMRF	95.7-FM
New Castle/Sharon/Youngstown*	WJST	1280-AM
Oil City	WKQW	1120-AM
Philadelphia	WPHT	1210-AM
Pittsburgh	WPIT	730-AM
Pottsville	WPPA	1360-AM
Reading	WEEU	830-AM
State College (flagship)	WQWK	1450-AM
	WQWK	103.7-FM
Stratonsville/Clarion	WKFT (WZDB)	101.3-FM
Sunbury	WKOK	1070-AM
Troy	WTZN	1310-AM
Tyrone	WTRN	1340-AM
Tyrone	WTRN	100.7-FM
Wellsboro	WNBT	104.5-FM
Wheeling, W.Va.	WRQY	96.5-FM
Wilkes-Barre	WILK	980-AM
Williamsport	WRAK	1400-AM
Williamsport/Hughesville	WRKK	1200-AM
York	W230CQ	93.9-FM
York / Red Lion	WGLD	1440-AM

HEAD COACH PATRICK CHAMBERS



Records

Career
181-170
(11th year)

Penn State
139-142
(Ninth year)

Season
Ninth

Alma Mater
Philadelphia '94

Hometown
Newtown Square,
Pennsylvania

Family
Wife: Courtney

Children:
Grace, Ryan,
Caitlin & Patrick

Experience

2004-05
Villanova
Director of Operations

2005-08
Villanova
Assistant Coach

2008-09
Villanova
Associate Head Coach

2009-11
Boston University
Head Coach

2011-present
Penn State
Head Coach

Playing Experience

1990-94
Philadelphia
Played for
Naismith Basketball
Hall of Fame Coach
Herb Magee
All-time assists leader

As Patrick Chambers challenges his Nittany Lion student-athletes to get better each and every day, he also challenges himself daily to become a better coach and leader. Chambers has spent the last eight years at Penn State establishing a culture of teamwork and excellence, supported by pillars of accountability, faith, humility, gratitude, and passion that is built on a foundation of a positive attitude.

No one could set higher expectations for Nittany Lion basketball than Chambers himself. Competing for Big Ten championships is just one of his many goals, and the journey has produced several "firsts" and "bests" for this Penn State program.

En route to seven wins in their last 10 conference games in 2018-19, the Nittany Lions won five contests in February, the most in that month since the 1997-98 season. Chambers has now compiled 127 victories in his eight seasons at Penn State to rank fifth all-time in coaching wins, the most in any eight-year span in the Big Ten era.

Those victories are celebrated, as is the commitment Chambers makes to the Coaches vs. Cancer mission and the organization's long-time affiliation with the Penn State basketball program.

At the 2019 Final Four, Chambers was honored with the Coaches vs. Cancer Collegiate Champion Award and he accepted the award on behalf of the local committee members, volunteers and sponsors who helped make Coaches vs. Cancer of Penn State one of the top chapters in the nation. CVC-Penn State surpassed the \$3 million mark for net funds raised in fall 2018 with continued support for those in the Centre Region affected by cancer.

Milestones on the court were achieved as well, as the Penn State basketball program took a big step in the pursuit of consistent, sustainable success in 2017-18.

By the end of December, the Nittany Lions reached double-digits in wins and in January, the Nittany Lions stepped into the spotlight, defeating No. 13 Ohio State at Value City Arena, one of only two teams in the nation to accomplish that feat in 2017-18.

The relentless attitude the Nittany Lions possess is paying off: Penn State defeated three top-20 ranked opponents in back-to-back seasons for the first time ever. The 2017-18 season included a 23-point win over a top-10 team, the largest margin of victory over a ranked team in program history. The crowd, unsurprised by the big win at the BJC, swept onto the court to celebrate with the Nittany Lions.

Penn State racked up nine Big Ten Conference wins, the most, to date, in the Chambers era by the end of February 2018. A week later, Penn State picked up its 20th and 21st wins, the latter coming at the earliest point ever for the Nittany Lions. Chambers added those two wins in the 2018 Big Ten Tournament, with a total of five hard-fought Big Ten tournament wins in his tenure, tied with Ed DeChellis for the most by a Penn State coach.

Playing their best basketball in March, Chambers' squad registered seven wins against only one loss and won the National Invitation Tournament title. Penn State defeated teams from the Atlantic Coast, Atlantic 10, Big East, Pac-12 and Southeastern conferences with an average scoring margin of 10.4 points per game in NIT contests.

Dozens of records were broken and the increase in offensive production saw Penn State score 70 points or more in 29 games, while the stalwart defense, a Chambers' hallmark, frustrated opponents. Fourteen teams in 2017-18 failed to score more than 60 points against the Nittany Lions.

Individual records were rewritten as well, as Shep Garner broke the 23-year-old Big Ten single-season record for 3-pointers with 120 and etched his name in the Penn State yearbook for both the single-season and career mark. Tony Carr became the first Penn State men's sophomore to reach the 1,000-point career mark with Lamar Stevens becoming the second to achieve that milestone.

A Philly native, Chambers was introduced as the 12th head coach in program history June 6, 2011, and has poured his

passion and energy into building the Nittany Lion program. On Feb. 12, 2019, Penn State knocked off No. 6 Michigan in the Bryce Jordan Center and Chambers earned his 122nd win at Penn State, for fifth on the program's all-time win list.

Chambers has sent Reaves, Carr, Garner, Frazier, Newbill and numerous other players into the professional ranks. Carr was the first Nittany Lion drafted since 1999. Frazier (2009-14) an NBA veteran, is now with the Detroit Pistons, and Newbill (2013-15) signed a new contract to play for the National Basketball League's Cairns Taipans.

AT BOSTON UNIVERSITY

Chambers came to Penn State after two years at Boston University, where in 2010-11 he led the Terriers to the America East Conference Championship and the program's first NCAA Tournament berth in more than a decade. He posted a 42-28 record, becoming the only coach in BU history to earn 20 wins in each of his first two seasons and the fastest in program history to win a conference championship.

AT VILLANOVA

A native of Newtown Square, Pa., Chambers previously played for and coached with two of the nation's most successful college coaches. From 2004-09, he was a member of Wright's staff at Villanova, serving as associate head coach in 2008-09. He helped the Wildcats earn four NCAA Sweet 16 appearances and advance to the 2009 NCAA Final Four. Chambers played for Magee at Philadelphia University (formerly Philadelphia Textile), helping Magee become college basketball's all-time victories leader (941) and a 2011 Naismith Basketball Hall of Fame inductee.

During Chambers' five seasons on Wright's Villanova staff, he was instrumental in helping lead the Wildcats to a 126-45 record (.737), including the then-single-season win record of 30-8 in 2008-09. In 2008, Chambers helped lead the Wildcats to the 2009 NCAA Final Four, a first in 24 years, and saw Villanova advance to the Sweet 16 for the fourth time in its five NCAA Tournament appearances.

AT PHILADELPHIA

Chambers joined the NCAA Division II Philadelphia University's basketball team as a walk-on in 1990 and went on to have an outstanding career under Magee. He became the team's starting point guard, earning first-team All-ECAC honors, and helped lead the Rams to four NCAA Division II Sweet 16 appearances and two Elite Eight appearances. He still holds the school record for career assists with 709.

THE CHAMBERS FAMILY

The Chambers family is well represented at Penn State basketball games. Chambers and his wife, Courtney, have four children, Grace, Ryan, Caitlin and Patrick and three of Chambers' 11 siblings are Penn State graduates – brothers, Chris and Joe, and a sister, Megan, who resides in State College.

CHAMBERS' COACHING RECORD

PENN STATE

Year	Record	Conf. / Finish	Postseason
2019-20	12-2	2-1	
2018-19	14-18	7-13 / 10th	
2017-18	26-13	9-9 / t6	NIT Champion
2016-17	15-18	6-12 / t12th	
2015-16	16-16	7-11 / 10th	
2014-15	18-16	4-14 / 13th	
2013-14	16-18	6-12 / t10th	CBI Quarterfinals
2012-13	10-21	2-16 / 12th	
2011-12	12-20	4-14 / t11th	
Totals	139-142	47-102	

BOSTON UNIVERSITY

Year	Record	Conf. / Finish	Postseason
2010-11	21-14	12-4 / 2nd	NCAA Tournament
2009-10	21-14	11-5 / 4th	CBI Semifinals
Totals	42-28	23-9	

OVERALL TOTALS

11th season	181-170	.516	70-111	.387	NCAA (1), NIT (1)
					CBI (2)

CAREER LISTS

CAREER SCORING (Top 20 1,000-plus)

	PTS	FGM	3FG	FTM	Name, Years
1.	2,213	722	317	452	Talor Battle, 2007-11
2.	2,138	738	-	662	Jesse Arnelle, 1951-55
3.	1,986	615	308	448	Joe Crispin, 1997-01
4.	1,889	693	71	432	Lamar Stevens, 2016-pres.
5.	*1,812	627	127	431	D.J. Newbill, 2012-15
6.	1,629	532	336	229	Shep Garner, 2014-18
7.	1,605	525	332	223	Pete Lisicky, 1994-98
8.	1,579	644	22	269	Jamelle Cornley, 2005-09
9.	1,570	661	19	229	DeRon Hayes, 1989-93
10.	1,543	508	74	453	Tim Frazier, 2009-14
29.	1,058	377	1	303	Gyasi Cline-Heard, 1998-01
30.	1,057	429	-	199	Steven Kuhn, 1977-80
31.	1,028	424	-	176	Mike Watkins, 2016-pres.

* 3-year player record

Year-by-year statistics and breakdowns on pages 140-142 of the 2019-20 media guide.

CAREER BLOCKS

	BLK	BPG	Name, Years
1.	428	3.8	Calvin Booth, 1995-99
2.	248	2.4	Mike Watkins, 2016-pres
3.	191	2.3	John Amaechi, 1993-95.
4.	133	1.5	Jordan Dickerson, 2014-16
5.	110	1.4	Jan Jagla, 2002-04
6.	107	0.9	Lamar Stevens, 2016-pres.
	107	0.8	Gyasi Cline-Heard
8.	100	0.9	Donovan Jack, 2013-16
9.	99	0.9	Carvin Jefferson, 1976-79
10.	92	0.8	Josh Reaves, 2015-pres.

CAREER REBOUNDS

	REB	RPG	Name, Years
1.	1,238	12.3	Jesse Arnelle, 1951-55
2.	912	8.3	Mike Lang, 1979-83
3.	851	8.3	Mike Watkins, 2016-pres.
4.	816	6.2	Ross Travis, 2011-15
5.	762	11.0	Gene Harris, 1959-62
6.	758	6.4	Lamar Stevens, 2016-pres.
7.	755	7.4	Geary Claxton, 2004-08
	755	6.2	Jamelle Cornley, 2005-09
9.	745	8.9	John Amaechi, 1992-1995
10.	734	10.3	Carver Clinton, 1963-66

CAREER FIELD GOALS MADE

	FG	FGA	Name, Years
1.	738	--	Jesse Arnelle, 1951-55
2.	722	1,791	Talor Battle, 2007-11
3.	693	1,568	Lamar Stevens, 2016-pres.
4.	661	1,374	DeRon Hayes, 1990-93
5.	644	1,260	Jamelle Cornley, 2005-09

ACCOMPLISHMENTS

Scoring 10+	16-17	17-18	18-19	19-20	Car
Lamar Stevens	21	33	31	14	99
Mike Watkins	16	20	12	6	54
Myles Dread	--	--	13	6	19
Curtis Jones Jr.	2 IU	1 IU	8 OSU	4	15
Myreon Jones	--	--	4	10	14
Izaiah Brockington	--	5 SB	--	9	14
Jamari Wheeler	--	1	2	2	5
Seth Lundy	--	--	--	3	3
Trent Buttrick	--	--	1	--	1

Rebounds 10+	16-17	17-18	18-19	19-20	Car
Mike Watkins	9	13	9	7	38
Lamar Stevens	--	2	9	3	14
Myreon Jones	--	--	--	1	1

Scoring 20+	16-17	17-18	18-19	19-20	Car
Lamar Stevens	5	10	18	3	36
Mike Watkins	1	3	--	--	4
Myreon Jones	--	--	--	3	3
Izaiah Brockington	--	1 SB	--	1	2
Curtis Jones Jr.	--	--	1 OSU	--	1

Scoring 30+	16-17	17-18	18-19	19-20	Car
Lamar Stevens	--	2	--	--	2

Double-Doubles	16-17	17-18	18-19	19-20	Car
Mike Watkins	*8	12	6	5	31
Lamar Stevens	--	2	9	3	14
Myreon Jones	--	--	--	1	1

*Penn State freshman record

LEADING TEAM IN...

Scoring	16-17	17-18	18-19	19-20	Car
Lamar Stevens	8	9	21	7	45
Mike Watkins	4	3	1	2	10
Myreon Jones	--	--	1	4	5
Curtis Jones Jr.	--	--	4 OSU	1	5
Izaiah Brockington	--	1 SB	--	3	4
Jamari Wheeler	--	1	--	--	1
Trent Buttrick	--	--	1	--	1

Rebounds	16-17	17-18	18-19	19-20	Car
Mike Watkins	21	15	13	9	58
Lamar Stevens	7	10	15	5	37
Jamari Wheeler	--	2	1	--	3
John Harrar	--	2	--	1	3
Curtis Jones Jr.	--	--	1 OSU	--	1
Myles Dread	--	--	--	1	1

Assists	16-17	17-18	18-19	19-20	Car
Jamari Wheeler	--	3	12	4	19
Lamar Stevens	2	2	7	4	17
Myreon Jones	--	--	1	5	6
John Harrar	--	--	1	2	3
Myles Dread	--	--	2	3	5
Mike Watkins	1	--	1	--	2
Curtis Jones Jr.	--	--	1 OSU	1	2
Izaiah Brockington	--	1 SB	--	--	1

Blocks	16-17	17-18	18-19	19-20	Car
Mike Watkins	26	20	15	11	72
Lamar Stevens	4	14	10	3	31
John Harrar	--	3	2	--	5
Trent Buttrick	--	--	3	--	3
Myles Dread	--	--	3	--	3
Izaiah Brockington	--	3 SB	--	--	3
Seth Lundy	--	--	--	2	2
C. Jones	--	1 IU	--	1	2
Kyle McCloskey	--	--	1	--	1
Jamari Wheeler	--	--	1	--	1
Seth Lundy	--	--	--	1	1

Steals	16-17	17-18	18-19	19-20	Car
Jamari Wheeler	--	15	6	6	27
Lamar Stevens	7	5	5	6	23
Mike Watkins	5	4	2	2	13
Curtis Jones Jr.	5 IU	1 IU	5 OSU	--	11
Myreon Jones	--	--	3	2	5
Myles Dread	--	--	3	1	4
John Harrar	--	--	3	--	3
Izaiah Brockington	--	2 SB	--	2	4
Trent Buttrick	--	--	1	--	1

20-POINT GAMES

Lamar Stevens (36)

30 at Marquette-NIT, 3/20/2018 **
 30 vs. Northwestern, 1/5/2018
 29 vs. Nebraska, 2/19/19
 28 vs. Utah-NIT, 3/29/2018
 27 vs. Bucknell, 11/19/19
 27 at Minnesota, 1/19/2019
 27 vs. Bradley, 11/21/2018
 26 vs. Michigan, 2/12/19
 26 vs. Nebraska, 1/12/2018
 26 at Indiana (3ot), 2/1/2017 >>
 25 at Illinois, 2/23/19
 25 at Duquesne, 12/19/2018
 25 vs. Wright State, 11/20/2018
 25 at DePaul (ot), 11/15/2018
 25 vs. Jacksonville State, 11/12/2018 @@
 25 vs. Maryland, 2/7/2018
 25 vs. Montana, 11/15/2017
 25 vs. Texas A&M, 11/21/2017 **
 25 vs. Maryland, 2/7/2017
 24 vs. Minnesota, 3/14/2019
 24 vs. Maryland, 2/27/2019
 24 vs. Purdue (ot), 1/31/19
 24 vs. Duquesne, 11/13/2016 >>
 23 at George Mason, 12/17/17
 22 vs. Ole Miss, 11/27/2019
 22 vs. Wisconsin, 3/2/2019
 22 vs. Wisconsin, 1/6/19
 22 vs. North Florida, 11/10/2018
 22 at Iowa, 12/2/2017
 21 vs. Rutgers, 1/26/2019
 21 at Illinois, 2/11/2017
 20 vs. Syracuse, 11/29/2019
 20 at Ohio State, 2/7/2019 %%
 20 vs. Michigan State, 1/13/2019
 20 at Indiana, 1/9/2018 **
 20 vs. Morgan State, 12/21/2016

Mike Watkins (4)

22 vs. Wisconsin, 12/4/2017
 20 vs. Minnesota (ot), 1/15/2018 ##
 20 vs. Nebraska, 1/12/2018 ^^
 20 at George Washington, 11/26/2016

Myreon Jones (3)

22 vs. Wake Forest, 12/4/2019
 21 vs. Central Connecticut State, 12/20/19
 21 at Georgetown, 11/14/2019

Izaiah Brockington (2)

23 vs. Iowa, 1/4/2020
 20 vs. TCU, 11/25/2017 (with St. Bonaventure)

% Josh Reaves & Stevens each scored 20 points in same game, 2018-19
 @@ Rasir Bolton & Stevens each scored 25 points in same game, 2018-19
 ## Tony Carr & Watkins scored 20+ points in same game, 2017-18
 ^^ Stevens & Watkins scored 20+ points in same game, 2017-18
 ** Tony Carr & Stevens scored 20+ points in same game, 2017-18
 >> Tony Carr & Stevens scored 20+ points in same game 2016-17

30-POINT GAMES

Lamar Stevens (2)

30 at Marquette-NIT, 3/20/2018
 30 vs. Northwestern, 1/5/2018

2019-20 DOUBLE DOUBLE DOUBLES

2019-20 (Points/Rebs-1)

Date	Opp	Pts	Reb	Nittany Lions
11/29	Syracuse	15	16	Mike Watkins

2019-20 STARTING LINEUPS

OPP.	G	G	G	F	F	Rec
Md. Eastern Shore	M. Jones	Dread	Wheeler	Stevens	Watkins	1-0
Wagner	M. Jones	Dread	Wheeler	Stevens	Watkins	2-0
at Georgetown	M. Jones	Dread	Wheeler	Stevens	Watkins	3-0
Bucknell ^	M. Jones	Dread	Wheeler	Stevens	Watkins	4-0
Yale ^	M. Jones	Dread	Wheeler	Stevens	Watkins	5-0
Ole Miss ^^	M. Jones	Dread	Wheeler	Stevens	Watkins	5-1
Syracuse ^^	M. Jones	Dread	Wheeler	Stevens	Watkins	6-1
Wake Forest #	M. Jones	Dread	Wheeler	Stevens	Watkins	7-1
at #6 Ohio State *	M. Jones	Dread	Wheeler	Stevens	Watkins	7-2
#4 Maryland *	M. Jones	Dread	Wheeler	Stevens	Watkins	8-2
Alabama	M. Jones	Dread	Wheeler	Stevens	Watkins	9-2
Central Conn. St.	M. Jones	Dread	Wheeler	Stevens	Watkins	10-2
Cornell	M. Jones	Dread	Wheeler	Stevens	Watkins	11-2
vs. #23 Iowa *	M. Jones	Dread	Wheeler	Steven	Watkins	12-2
at Rutgers *						
at Nebraska *						
Michigan State *						
Iowa *						
at Minnesota *						
Rutgers *						
Purdue *						
at Northwestern *						
at Ohio State *						
Michigan *						
at Purdue *						
Nebraska *						
at Illinois *						
Maryland *						
at Wisconsin *						
at Rutgers *						
Illinois *						
One (1) lineup						
Personnel	M. Jones	Dread	Wheeler	Stevens	Watkins	
	(14)	(14)	(14)	(14)	(14)	

Bold indicates new lineup.

* Big Ten Conference

^ NIT Season Tip-Off, BJC, University Park, Pa.

^^ at NIT Season Tip-Off, Barclays Center, Brooklyn, N.Y.

ACC/Big Ten Challenge, University Park, Pa.

2019-20 STAT RANKINGS

NCAA / Big Ten Statistical Rankings Through games of 1/5/2020

TEAM (top 60)	Value	NCAA Rank	BT Rank
Blocked Shots Per Game	6.3	8	1
Total Blocks	88	10	1
Scoring Offense	81.0	18	3
Total Rebounds Per Game	41.36	21	5
Steals Per Game	9.4	23	1
Total Steals	131	28	1
Scoring Margin	13.6	29	4
Offensive Rebounds Per Game	12.86	33	4
Assist to Turnover Ratio	1.25	33	5
Assists Per Game	15.9	39	4
Turnover Margin	3.1	39	1
Defensive Rebounds Per Game	28.50	41	5
Field Goal Percentage Defense	39.3	57	6

INDIVIDUAL (top 100)	Value	NCAA Rank	BT Rank
----------------------	-------	-----------	---------

Blocked Shots Per Game	Value	NCAA Rank	BT Rank
Mike Watkins	3.50	5	1

Total Blocks	Value	NCAA Rank	BT Rank
Mike Watkins	49	5	1

Double-Doubles	Value	NCAA Rank	BT Rank
Mike Watkins	5	51	6

Rebounds Per Game	Value	NCAA Rank	BT Rank
Mike Watkins	9.0	62	8

Defensive Rebounds Per Game	Value	NCAA Rank	BT Rank
Mike Watkins	6.21	63	5

Total Rebounds	Value	NCAA Rank	BT Rank
Mike Watkins	126	68	8

Three-Point Field Goal Attempts	Value	NCAA Rank	BT Rank
Myles Dread	98	89	2

Free Throw Attempts	Value	NCAA Rank	BT Rank
Lamar Stevens	75	94	7

Offensive Rebounds Per Game	Value	NCAA Rank	BT Rank
Mike Watkins	2.79	96	8

2019-20 PENN STATE & OPPONENT TEAM HIGHS/LOWS

PENN STATE TEAM HIGHS

POINTS	98	BUCKNELL, 11/19/19
	91	WAGNER, 11/9/19
	90	CORNELL, 12/29/2019
	89	vs. Iowa, 1/4/20
	87	CENTRAL CONN., 12/20/19
	85	vs. Syracuse, 11/29/19
FIELD GOALS MADE	39	BUCKNELL, 11/19/19
	35	CORNELL, 12/29/19
FIELD GOAL ATTEMPTS	72	vs. Iowa, 1/4/20
FG PERCENTAGE	.600, 39-65	BUCKNELL, 11/19/19
3 PT FIELD GOALS MADE	13	at Georgetown, 11/14/19
3 PT FG ATTEMPTS	31	MARYLAND EASTERN SHORE, 11/5/19
3 PT FG PERCENTAGE	.448, 13-29	at Georgetown, 11/14/19
FREE THROWS MADE	21	vs. Syracuse, 11/29/19
FREE THROW ATTEMPTS	33	WAGNER, 11/9/19
FT PERCENTAGE	.846, 11-13	CENTRAL CONN., 12/20/19
REBOUNDS	57	vs. Syracuse, 11/29/19
ASSISTS	24	CENTRAL CONN., 12/20/19
STEALS	15	at Georgetown, 11/14/19
BLOCKED SHOTS	12	vs. Ole Miss, 11/27/19
TURNOVERS	20	at Georgetown, 11/14/19
FOULS	25	at Ohio State, 12/7/19

PENN STATE TEAM LOWS

POINTS	58	YALE, 11/23/19
FIELD GOALS MADE	23	ALABAMA, 12/14/19
	23	YALE, 11/23/19
FIELD GOAL ATTEMPTS	58	MARYLAND EASTERN SHORE, 11/5/19
	58	vs. Ole Miss, 11/27/19
FG PERCENTAGE	.333, 23-69	YALE, 11/23/19
3 PT FIELD GOALS MADE	5	WAKE FOREST, 12/4/19
	5	vs. Ole Miss, 11/27/19
	5	YALE, 11/23/19
	5	BUCKNELL, 11/19/19
3 PT FG ATTEMPTS	16	BUCKNELL, 11/19/19
3 PT FG PERCENTAGE	.179, 5-28	WAKE FOREST, 12/4/19
FREE THROWS MADE	7	YALE, 11/23/19
FREE THROW ATTEMPTS	9	YALE, 11/23/19
FT PERCENTAGE	.583, 14-24	MARYLAND EASTERN SHORE, 11/5/19
REBOUNDS	25	at Ohio State, 12/7/19
ASSISTS	7	at Ohio State, 12/7/19
STEALS	5	at Ohio State, 12/7/19
BLOCKED SHOTS	2	WAGNER, 11/9/19
TURNOVERS	7	YALE, 11/23/19
FOULS	9	BUCKNELL, 11/19/19

OPPONENT TEAM HIGHS

POINTS	106	at Ohio State, 12/7/19
	86	vs. Iowa, 1/4/20
	74	vs. Ole Miss, 11/27/19
	71	ALABAMA, 12/14/19
	70	BUCKNELL, 11/19/19
FIELD GOALS MADE	31	vs. Iowa, 1/4/20
	31	at Ohio State, 12/7/19
FIELD GOAL ATTEMPTS	77	ALABAMA, 12/14/19
FG PERCENTAGE	.574, 31-54	at Ohio State, 12/7/19
3 PT FIELD GOALS MADE	14	at Ohio State, 12/7/19
3 PT FG ATTEMPTS	34	ALABAMA, 12/14/19
3 PT FG PERCENTAGE	.538, 14-26	at Ohio State, 12/7/19
FREE THROWS MADE	30	at Ohio State, 12/7/19
FREE THROW ATTEMPTS	37	at Ohio State, 12/7/19
FT PERCENTAGE	.821, 23-28	MARYLAND, 12/10/19
REBOUNDS	48	MARYLAND, 12/10/19
ASSISTS	16	vs. Iowa, 1/4/20
STEALS	9	at Georgetown, 11/14/19
BLOCKED SHOTS	5	vs. Iowa, 1/4/20
TURNOVERS	21	at Georgetown, 11/14/19
FOULS	28	WAGNER, 11/9/19

OPPONENT TEAM LOWS

POINTS	46	MARYLAND EASTERN SHORE, 11/5/19
FIELD GOALS MADE	17	WAKE FOREST, 12/4/19
FIELD GOAL ATTEMPTS	51	YALE, 11/23/19
FG PERCENTAGE	.293, 17-58	WAKE FOREST, 12/4/19
3 PT FIELD GOALS MADE	4	WAKE FOREST, 12/4/19
	4	at Georgetown, 11/14/19
	4	MARYLAND EASTERN SHORE, 11/5/19
3 PT FG ATTEMPTS	12	WAKE FOREST, 12/4/19
3 PT FG PERCENTAGE	.211, 4-19	MARYLAND EASTERN SHORE, 11/5/19
FREE THROWS MADE	3	YALE, 11/23/19
	3	BUCKNELL, 11/19/19
FREE THROW ATTEMPTS	5	BUCKNELL, 11/19/19
FT PERCENTAGE	.273, 3-11	YALE, 11/23/19
REBOUNDS	28	CORNELL, 12/29/19
	28	vs. Syracuse, 11/29/19
ASSISTS	8	MARYLAND EASTERN SHORE, 11/5/19
STEALS	2	YALE, 11/23/19
BLOCKED SHOTS	1	CENTRAL CONN., 12/20/19
	1	BUCKNELL, 11/19/19
	1	WAGNER, 11/9/19
	1	MARYLAND EASTERN SHORE, 11/5/19
TURNOVERS	9	at Ohio State, 12/7/19
FOULS	14	CENTRAL CONN., 12/20/19

Home games indicated by CAPS.

2019-20 PENN STATE & OPPONENT INDIVIDUAL HIGHS

PENN STATE	
POINTS	27 Lamar Stevens vs. BUCKNELL, 11/19/19
	23 Izaiah Brockington vs. Iowa, 1/4/20
	22 Lamar Stevens vs. Ole Miss, 11/27/19
	22 Myreon Jones vs. WAKE FOREST, 12/4/19
	21 Myreon Jones vs. CENTRAL CONN., 12/20/19
	21 Myreon Jones at Georgetown, 11/14/19
	20 Lamar Stevens vs. Syracuse, 11/29/19
	19 Mike Watkins vs. CORNELL, 12/29/19
	19 Izaiah Brockington at Ohio State, 12/7/19
FIELD GOALS MADE	11 Lamar Stevens vs. BUCKNELL, 11/19/19
	9 Izaiah Brockington vs. Iowa, 1/4/20
	9 Mike Watkins vs. CORNELL, 12/29/19
	9 Mike Watkins vs. BUCKNELL, 11/19/19
	8 Myreon Jones vs. CCSU, 12/20/19
	8 Mike Watkins vs. Ole Miss, 11/27/19
FIELD GOAL ATTEMPTS	17 Lamar Stevens vs. YALE, 11/23/19
	16 Lamar Stevens vs. ALABAMA, 12/14/19
	16 Lamar Stevens vs. BUCKNELL, 11/19/19
	16 Lamar Stevens vs. Ole Miss, 11/27/19
FG PERCENTAGE (min 5 made)	1.000, 5-5 Jamari Wheeler vs. BUCKNELL, 11/19/19
	.900, 9-10 Mike Watkins vs. CORNELL, 12/29/19
3 PT FIELD GOALS MADE	5 Myreon Jones at Georgetown, 11/14/19
	5 Myles Dread vs. UMES, 11/5/19
3 PT FG ATTEMPTS	11 Myles Dread at Georgetown, 11/14/19
	9 Myles Dread vs. YALE, 11/23/19
	9 Myles Dread vs. BUCKNELL, 11/19/19
	9 Myles Dread vs. Wagner, 11/9/19
3 PT FG % (min 2 made)	1.000, 2-2 Jamari Wheeler vs. Wagner, 11/9/19
	1.000, 2-2 Seth Lundy vs. Wagner, 11/9/19
	.833, 5-6 Myles Dread vs. UMES, 11/5/19
FREE THROWS MADE	7 Lamar Stevens vs. Syracuse, 11/29/19
	7 Lamar Stevens vs. Ole Miss, 11/27/19
	6 Myles Dread vs. Iowa, 1/4/20
	6 Myles Dread vs. Wagner, 11/9/19
FREE THROW ATTEMPTS	10 Mike Watkins vs. Syracuse, 11/29/19
	9 Lamar Stevens vs. ALABAMA, 12/14/19
FT PERCENTAGE (min 4 made)	1.000, 6-6 Myles Dread vs. Iowa, 1/4/20
	1.000, 6-6 Myles Dread vs. Wagner, 11/9/19
	1.000, 5-5 Myreon Jones vs. ALABAMA, 12/14/19
	1.000, 4-4 Lamar Stevens vs. WAKE FOREST, 12/4/19
	1.000, 4-4 Myreon Jones at Georgetown, 11/14/19
REBOUNDS	16 Mike Watkins vs. WAKE FOREST, 12/4/19
	16 Mike Watkins vs. Syracuse, 11/29/19
	13 Lamar Stevens vs. YALE, 11/23/19
ASSISTS	7 Jamari Wheeler vs. CCSU, 12/20/19
	6 Lamar Stevens vs. ALABAMA, 12/14/19
	6 Myreon Jones vs. MARYLAND, 12/10/19
	6 Myreon Jones vs. UMES, 11/5/19
	5 Myreon Jones vs. CCSU, 12/20/19
	5 Myreon Jones vs. Ole Miss, 11/27/19
	5 Jamari Wheeler at Georgetown, 11/14/19
	5 Myles Dread vs. Wagner, 11/9/19
STEALS	4 Lamar Stevens vs. WAKE FOREST, 12/4/19
	4 Mike Watkins vs. Ole Miss, 11/27/19
	4 Jamari Wheeler vs. YALE, 11/23/19
	4 Myreon Jones vs. YALE, 11/23/19
	4 Lamar Stevens at Georgetown, 11/14/19
	4 Jamari Wheeler at Georgetown, 11/14/19
	4 Jamari Wheeler vs. UMES, 11/5/19
BLOCKED SHOTS	8 Mike Watkins vs. Ole Miss, 11/27/19
	7 Mike Watkins vs. UMES, 11/5/19
	5 Mike Watkins vs. CCSU, 12/20/19
	5 Lamar Stevens vs. Alabama, 12/14/19
	4 Mike Watkins vs. BUCKNELL, 11/19/19
	4 Mike Watkins at Georgetown, 11/14/19
MINUTES	39 Lamar Stevens vs. ALABAMA, 12/14/19
	38 Lamar Stevens at Georgetown, 11/14/19
	37 Lamar Stevens vs. MARYLAND, 12/10/19
	37 Myreon Jones vs. Syracuse, 11/29/19

OPPONENT	
POINTS	34 Luke Garza, Iowa, 1/4/20
	28 Kaleb Wesson, Ohio State, 12/7/19
	24 Azar Swain, YALE, 11/23/19
	23 Joe Wieskamp, Iowa, 1/4/20
	19 Elijah Hughes, Syracuse, 11/29/19
	19 Curtis Cobb, WAGNER, 11/9/19
	18 Breein Tyree, Ole Miss, 11/27/19
	18 Alex Morales, WAGNER, 11/9/19
FIELD GOALS MADE	13 Luke Garza, Iowa, 1/4/20
	9 Kaleb Wesson, Ohio State, 12/7/19
	9 Azar Swain, YALE, 11/23/19
FIELD GOAL ATTEMPTS	19 Luke Garza, Iowa, 1/4/20
	19 Jimmy Boeheim, CORNELL, 12/29/19
FG PERCENTAGE (min 5 made)	.714, 5-7 Duane Washington Jr., Ohio State, 12/7/19
3 PT FIELD GOALS MADE	6 Azar Swain, YALE, 11/23/19
3 PT FG ATTEMPTS	13 Azar Swain, YALE, 11/23/19
3 PT FG % (min 2 made)	1.000, 3-3 Bryce Williams, Ole Miss, 11/27/19
	1.000, 2-2 Terrance McBride, CORNELL, 12/29/19
FREE THROWS MADE	11 Elijah Hughes, Syracuse, 11/29/19
FREE THROW ATTEMPTS	14 Luke Garza, Iowa, 1/4/20
FT PERCENTAGE (min 4 made)	1.000, 6-6 Eric Ayala, MARYLAND, 12/10/19
	1.000, 6-6 Kaleb Wesson, Ohio State, 12/7/19
	1.000, 6-6 Bryce Williams, Ole Miss, 11/27/19
	1.000, 4-4 Joe Toussaint, Iowa, 1/4/20
	1.000, 4-4 Myron Gardner, Georgetown, 11/14/19
REBOUNDS	12 Luke Garza, Iowa, 1/4/20
	11 Jalen Smith, MARYLAND, 12/10/19
	10 Kaleb Wesson, Ohio State, 12/7/19
	10 Olivier Sarr, WAKE FOREST, 12/4/19
	10 Quincy Guerrier, Syracuse, 11/29/19
	10 Omer Yurtseven, Georgetown, 11/14/19
ASSISTS	7 CJ Walker, Ohio State, 12/7/19
	7 Joseph Girard III, Syracuse, 11/29/19
BLOCKED SHOTS	3 Ryan Kriener, Iowa, 1/4/20
	3 Jalen Smith, MARYLAND, 12/10/19
	3 Omer Yurtseven, Georgetown, 11/14/19
STEALS	4 KJ Buffen, Ole Miss, 11/27/19

Home games indicated by CAPS.

PENN STATE: LAST TIME IT HAPPENED

TEAM WON / LOSS

BEAT TOP 25 Team	1/4/20 vs. No. 23 Iowa (89-86)
BEAT TOP 25 TEAM ROAD	1/25/18 at No. 13 Ohio State (82-79)
BEAT TOP 10 Team	2/12/19 vs. No. 6 Michigan (75-69)
BEAT TOP 5 Team	12/10/19 vs. No. 4 Maryland (76-69)
BEAT A BIG TEN TEAM BY 20+	2/19/19 vs. Nebraska (95-71)
WON IN OVERTIME	1/12/18 vs. Nebraska (76-74 (ot))
LOST IN OVERTIME	3/14/19 vs. Minnesota-BTT (L, 72-77 (ot))
PLAYED DOUBLE OVERTIME	3/6/16 vs. Illinois (W, 86-79 (2ot))
PLAYED TRIPLE OVERTIME	2/1/17 at Indiana (L, 110-102 (3ot))
NEVER TRAILED	12/20/19 vs. Central Conn. State (87-58)
CAME FROM 20+ DOWN TO WIN	3/15/95 (NIT) vs. Miami (62-56) (-20)
CAME FROM 15+ DOWN TO WIN	11/23/19 vs. Yale (48-32, 9:12 2H) (-16)
Came From 10-14 DOWN TO WIN	3/14/18 vs. Temple-NIT (63-57) (-11)
WON BIG TEN ROAD	3/6/19 at Rutgers (66-65)
WON BIG TEN NEUTRAL	1/4/20 vs. No.23 Iowa (The Palestra) (89-86)
WON TOP 25 BIG TEN ROAD	1/25/18 at 13/13 Ohio State (82-79)
WON NON-CONFERENCE ROAD	11/14/19 at Georgetown (81-66)
WON NON-CONFERENCE NEUTRAL	11/29/19 vs. Syracuse, NIT PreseasonTipOff (85-64)
LOST BIG TEN AT HOME	1/31/19 vs. Purdue (90-99 (ot))
LOST NON-CONFERENCE AT BJC	12/22/17 vs. Rider (70-71)
LOST NON-CONFERENCE AT REC HALL	12/14/13 vs. Princeton (71-69 (ot)) - at Rec Hall

TEAM SCORING

SCORED 100+	2/1/17 at Indiana (102 (3ot))
ALLOWED 100+	12/7/19 at Ohio State, (106)
BOTH TEAMS SCORED 100+	2/1/17 at Indiana (L, 110-102 (3ot))
SCORED 90+	12/29/19 vs. Cornell (90)
ALLOWED 90+	1/31/19 vs. No. 17 Purdue (99-90 (ot))
SCORED 80+	1/4/20 vs. Iowa (89)
CONSECUTIVE GAMES SCORING 80+	3: 12/20/19 vs. Central Conn. State (87), 12/20/19 vs. Cornell (90) & 1/4/20 vs. Iowa (89) 4: 11/5/19 vs. Maryland Eastern Shore (84), 11/9/19 vs. Wagner (91) 11/14/19 at Georgetown (81) & 11/19/19 vs. Bucknell (98)
SCORED UNDER 50	1/25/16 at Ohio State (46)
SCORED UNDER 40	2/21/15 at Northwestern (39)
SCORED 60+ IN A HALF	12/19/09 vs. Gardner-Webb (60 2nd)
SCORED 50+ IN FIRST HALF	12/20/19 vs. Central Conn. (51)
SCORED 50+ IN SECOND HALF	1/4/20 vs. Iowa (50)
SCORED 45+ IN FIRST HALF	12/29/19 vs. Cornell (45)
BENCH Scored 50+	12/7/05 vs. UMKC (50)
OPP SCORED 45 OR LESS	1/27/18 vs. Rutgers (43)
CONSECUTIVE OPP BELOW 45	2009 at Temple (45) & UMBC (42)
OPP SCORED 40 OR LESS	3/6/14 at Northwestern (32)
CONSECUTIVE OPP BELOW 40	2007 vs. Princeton (38) & Denver (39)
OPP SCORED 10 OR LESS IN HALF	12/15/07 Denver (10)
OPP SCORED 15 OR LESS IN HALF	2/7/15 Nebraska (13)

TEAM SHOOTING PERCENTAGES

SHOT 60%+ FG	11/19/19 vs. Bucknell (60.0%)
SHOT 60%+ FG IN BIG TEN	1/3/06 vs Northwestern (64.0%)
SHOT 50%+ FG IN BIG TEN	2/19/19 vs. Nebraska (55.6%)
SHOT 70% IN HALF	1/5/18 vs. Northwestern (17-24, 70.8%)
SHOT 60% IN HALF	11/19/19 vs. Bucknell (60.6)
SHOT UNDER 30%	11/21/18 vs. Bradley (17-59, 28.8%)
SHOT 70%+ FROM 3PT	PSU record - 1/25/18 at 13/13 Ohio State, 11-14, 78.6%
SHOT 60%+ FROM 3PT	11/28/10 vs. Furman (12-19, 63.2%)
SHOT 50%+ FROM 3PT	2/19/19 vs. Nebraska (11-22, 50%)
SHOT 95%+ FROM FT	12/21/18 at Alabama (5-5, 100%)
SHOT 90%+ FROM FT	2/11/17 at Illinois (18-20, 90%)
SHOT 85% FROM FT	2/19/19 vs. Nebraska (14-16, 87.5)
SHOT 40% OR LESS FT	1/25/16 at Ohio State (2-5, 40%)

SHOT 0.0% FT	1/3/12 at Wisconsin (0-1, 0.0%)
OPP SHOT 60%+ FG	12/15/18 NC State (60.7%)
OPP SHOT BELOW 30% FG	12/4/19 vs. Wake Forest (17-58, 29.3%)
OPP SHOT 0.0% 3FG	12/17/17 at George Mason (0-14)

TEAM REBOUNDING

50+ REBOUNDS	12/14/19 vs. Alabama (50)
45+ REBOUNDS	3/6/19 at Rutgers (45)
20+ OFFENSIVE REBS	1/29/19 vs. Syracuse (23)
20 OR LESS REBOUNDS	2/29/12 at Purdue (17)
OPP 20 OR LESS REBOUNDS	2/11/17 at Illinois (20)

TEAM STEALS, ASSISTS, TURNOVERS & BLOCKS

15+ STEALS	11/14/19 at Georgetown (15)
10+ STEALS	1/4/20 vs. Iowa (11)
30+ ASSISTS	12/30/06 vs. VMI (36)
20+ ASSISTS	12/20/19 vs. Central Conn. State (24)
CONSEC. GAMES/ 20+ ASSISTS	1/2/18 at Maryland (20) & 12/30/17 vs. Coppin St. (22) 12/18/16 vs. St. John's (23), 12/21/16 vs Morgan State (23) 11/13/16 vs. Duquesne (20), 11/15/16 vs. Grand Canyon (20)
5 OR FEWER TURNOVERS	3/1/18 vs. Northwestern-BTT (5)
20 + TURNOVERS	11/14/19 at Georgetown (20)
OPP 25+ TURNOVERS	11/12/17 Fairleigh Dickinson (31)
10+ BLOCKS	12/20/19 vs. Central Conn. (10)
10 PLAYERS 10+ MINUTES	11/5/19 vs. Maryland Eastern Shore (10)

INDIVIDUAL SCORING

PLAYER 40+ POINTS	Gene Harris (46) vs. Holy Cross, 12/28/1961
PLAYER 35+ POINTS	D.J. Newbill (37) vs. Purdue, 1/17/2015
PLAYER 30-34 POINTS	Lamar Stevens (30) at Marquette-NIT, 3/20/18
3 PLAYERS 20+ POINTS	Claxton, Comley, Hassell vs. VMI, 12/30/2006
2 PLAYERS 20+ POINTS	Rasir Bolton (21) and Lamar Stevens (29) vs. Nebraska, 2/19/19
6+ PLAYERS 10+ POINTS	11/5/19 vs. Maryland Eastern Shore (6)
5+ PLAYERS 10+ POINTS	12/10/19 vs. Maryland (5)
2+ PLAYERS DOUBLE-DOUBLES	12/10/19 vs. Maryland Mike Watkins (15 pts/11 reb) & Lamar Stevens (15 pts/10 reb)

MISCELLANEOUS INDIVIDUAL STATS

PLAYER 20+ REBOUNDS	Aaron Johnson (21) vs. Northwestern, 1/22/05
PLAYER 15+ REBOUNDS	Mike Watkins (16) vs. Wake Forest, 12/4/19
PLAYER 10+ ASSISTS	Tony Carr (14) vs. Utah-NIT (82-66), 3/29/18
PLAYER 5+ STEALS	Josh Reaves (5) at Ohio State, 2/7/19 Jamari Wheeler (5) at Ohio State, 2/7/19
PLAYER 5+ BLOCKS	Mike Watkins (5) vs. Central Conn. State, 12/20/19
PLAYER 5+ BLOCKS, Consec. Games	Mike Watkins (5) vs. Albany, 11/11/16; Duquesne, 11/13/16
PLAYER 6+ THREES	Josh Reaves (6) vs. Illinois, 3/10/19 Rasir Bolton (7) vs. Colgate, 12/8/18

2019-20 GAME-BY-GAME LEADERS

	OPP.	RESULT	DBL		POINTS	REBOUNDS	ASSISTS	BLOCKS	STEALS
			FIG	FIG					
11/5	MD EASTERN SHORE	W 84-46	6		Stevens (17) •	Watkins (11) •	M. Jones (6) •	Watkins (7) •	Wheeler (4) •
11/9	WAGNER	W 91-64	5		M. Jones (14)	Watkins (8)	Dread (5) •	Watkins/Lundy (1) •T	Wheeler (3) •
11/14	at Georgetown	W 81-66	3		M. Jones (21) •	Stevens (9)	Wheeler (5) •	Watkins (4) •	Stevens Wheeler (4) •T
11/19	BUCKNELL ^	W 98-70	4		Stevens (27) •	Stevens (8)	M. Jones/Wheeler (4)	Watkins (4) •	Stevens (3) •
11/23	YALE ^	W 58-56	3		Brockington (15)	Stevens (13) •	M. Jones (4) •	Stevens (3) •	M. Jones/Wheeler (4) •
11/27	vs. Mississippi ^^	L 72-74	3		Stevens (22) •	Watkins (12) •	M. Jones (5)	Watkins (8) •	Watkins (4) •T
11/29	vs. Syracuse ^^	W 85-64	5		Stevens (20) •	Watkins (16) •	C. Jones, Stevens (4) •T	Watkins (4) •	Watkins, Wheeler (2) •T
12/4	WAKE FOREST #	W 76-54	3		M. Jones (22) •	Watkins (16) •	Harrar, Stevens (3) •T	Watkins (5) •	Stevens (4) •
12/7	at 6/6 Ohio State *	L 74-106	3		Brockington (19)	Harrar, Stevens Watkins (3)	Harrar, Wheeler (2)	C. Jones, Lundy Watkins (1) T•	Brockington (3) •
12/10	4/4 MARYLAND *	W 76-69	5		Stevens, Watkins (15)	Watkins (11) •T	M. Jones (6) •	Watkins (4) •	Brockington (3) •
12/14	ALABAMA	W 73-71	3		C. Jones, Stevens (18) •T	Stevens (11) •	Stevens (6) •T	Stevens (5) •	M. Jones/Stevens (2)
12/20	CENTRAL CONN. ST.	W 87-58	3		M. Jones (21) •	Watkins (8) •	M. Jones (6) •	Watkins (4) •	Brockington (3) •
12/29	CORNELL	W 90-59	4		Stevens, Watkins (19) •T	Watkins (10) •	Dread, Stevens (4) •T	Stevens (2) •	M. Jones (3) •
1/4	vs. #23 Iowa	W 89-86	4		Brockington (23)	Dread (7)	Dread (4) •T	Watkins (3)	Brockington, Stevens Wheeler (2) •T

• -- indicates game-high total | T• -- indicates tie for game-high total

2019-20 GAME-BY-GAME COMPARISONS

Team	Result	FG-A	Pct.	3FG-A	Pct.	FT-A	Pct.	O	D	Tot	PF-DQ	A	TO	B	S	1H	2H	OT	F	Mar
Md. Eastern Shore PENN STATE	W 84-46	18-54 29-58	.333 .500	4-19 12-31	.211 .387	6-13 14-24	.462 .583	11 14	21 28	32 42	22 17	8 19	19 15	11 10	10	37	47	--	46 84	+38
Wagner PENN STATE	W 91-64	24-59 30-65	.407 .462	5-18 11-30	.278 .367	11-20 20-33	.550 .606	8 12	30 31	38 43	28-3 19	10 16	18 12	4 2	9	30 37	34 54	--	64 91	+27
at Georgetown Penn State	W 81-66	23-61 28-63	.377 .444	4-13 13-29	.308 .448	16-21 12-17	.762 .706	13 11	28 30	41 41	17 21	13 19	21 20	4 5	9 15	34 42	32 39	--	66 81	+15
Bucknell ^ PENN STATE	W 98-70	30-70 39-65	.429 .600	7-27 5-16	.259 .313	3-5 15-23	.600 .652	13 12	18 28	31 40	19 9	13 15	14 11	1 6	5 8	42 45	28 53	--	70 98	+28
Yale ^ PENN STATE	W 58-56	22-51 23-69	.431 .333	9-23 5-27	.391 .185	3-11 7-9	.273 .778	4 14	34 30	38 44	15 15	10 14	16 7	4 4	2 12	31 21	25 37	--	56 58	+2
vs. Ole Miss ^^ PENN STATE	L 72-74	26-62 26-58	.419 .448	7-16 5-19	.438 .263	15-19 15-18	.789 .833	11 6	27 27	38 33	18-1 20	14 16	15 16	3 12	8 10	27 43	43 29	--	74 72	-2
Syracuse ^^ Penn State	W 85-64	18-54 27-67	.333 .403	6-24 10-31	.250 .323	22-33 21-31	.667 .677	7 23	21 34	28 57	21-1 21	14 18	12 14	2 4	8 6	27 34	37 51	--	64 85	+21
Wake Forest # PENN STATE	W 76-54	17-58 30-68	.293 .441	4-12 5-28	.333 .179	16-22 11-17	.727 .647	10 17	23 35	33 52	17-1 21	9 12	20 15	2 6	7 12	23 41	31 35	--	54 76	+22
at 6/6 Ohio State * Penn State	L 74-106	31-54 29-59	.574 .424	14-26 10-29	.538 .345	30-37 14-20	.811 .700	9 11	28 14	37 25	18 25-1	15 7	9 11	2 3	5 5	46 35	60 39	--	106 74	-32
4/4 Maryland * PENN STATE	W 79-69	19-57 29-68	.333 .426	8-23 7-19	.348 .368	23-28 11-14	.821 .786	17 10	31 23	48 33	16 16	9 19	20 8	3 10	4 10	30 40	39 36	--	69 76	+7
Alabama PENN STATE	W 73-71	27-77 23-63	.351 .365	9-34 8-27	.265 .296	8-14 19-26	.571 .731	14 11	33 39	47 50	22-1 14	12 14	10 16	2 7	5 6	40 34	31 39	--	71 73	+2
Gen. Conn. State PENN STATE	W 87-58	21-62 33-61	.339 .541	7-19 10-30	.368 .333	9-16 11-13	.563 .846	13 6	22 31	35 37	14 17	13 24	15 13	1 10	8 9	31 51	27 36	--	58 87	+29
Cornell PENN STATE	W 90-59	22-54 35-67	.407 .522	8-19 8-26	.421 .308	7-13 12-18	.538 .667	10 18	18 25	28 43	15-1 17	14 16	17 11	4 3	5 8	29 45	30 45	--	59 90	+31
vs. 23/25 Iowa @ PENN STATE	W 89-86	31-65 33-72	.477 .458	11-26 8-28	.423 .286	13-20 15-22	.650 .682	14 15	29 24	43 39	16 16-1	16 13	15 8	5 5	4 11	38 39	48 50	--	86 89	+3

* Big Ten Conference

^ University Park games of NIT Season Tip-Off, University Park, Pa.

^^ at NIT Season Tip-Off, Barclays Center, Brooklyn, N.Y.

ACC/Big Ten Challenge, University Park, Pa.

@ at The Palestra, Philadelphia, Pa.

% 2020 Big Ten Tournament, Indianapolis, Ind.

2019-20 GAME-BY-GAME COMPARISONS

Team	Result	FG-A	Pct.	3FG-A	Pct.	FT-A	Pct.	O	D	Tot	PF-DQ	A	TO	B	S	1H	2H	OT	F	Mar
Md. Eastern Shore PENN STATE	W 84-46	18-54 29-58	.333 .500	4-19 12-31	.211 .387	6-13 14-24	.462 .583	11 14	21 28	32 42	22 17	8 19	19 15	1 11	7 10	17 37	29 47	-- --	46 84	+38
Wagner PENN STATE	W 91-64	24-59 30-65	.407 .462	5-18 11-30	.278 .367	11-20 20-33	.550 .606	8 12	30 31	38 43	28-3 19	10 16	18 12	4 2	1 9	30 37	34 54	-- --	64 91	+27
at Georgetown Penn State	W 81-66	23-61 28-63	.377 .444	4-13 13-29	.308 .448	16-21 12-17	.762 .706	13 11	28 30	41 41	17 21	13 19	21 20	4 5	9 15	34 42	32 39	-- --	66 81	+15
Bucknell ^ PENN STATE	W 98-70	30-70 39-65	.429 .600	7-27 5-16	.259 .313	3-5 15-23	.600 .652	13 12	18 28	31 40	19 9	13 15	14 11	1 6	5 8	42 45	28 53	-- --	70 98	+28
Yale ^ PENN STATE	W 58-56	22-51 23-69	.431 .333	9-23 5-27	.391 .185	3-11 7-9	.273 .778	4 14	34 30	38 44	15 15	10 14	16 7	4 4	2 12	31 21	25 37	-- --	56 58	+2
vs. Ole Miss ^^ PENN STATE	L 72-74	26-62 26-58	.419 .448	7-16 5-19	.438 .263	15-19 15-18	.789 .833	11 6	27 27	38 33	18-1 20	14 16	15 16	3 12	8 10	27 43	43 29	-- --	74 72	-2
Syracuse ^^ Penn State	W 85-64	18-54 27-67	.333 .403	6-24 10-31	.250 .323	22-33 21-31	.667 .677	7 23	21 34	28 57	21-1 21	14 18	12 14	2 4	8 6	27 34	37 51	-- --	64 85	+21
Wake Forest # PENN STATE	W 76-54	17-58 30-68	.293 .441	4-12 5-28	.333 .179	16-22 11-17	.727 .647	10 17	23 35	33 52	17-1 21	9 12	20 15	2 6	7 12	23 41	31 35	-- --	54 76	+22
at 6/6 Ohio State * Penn State	L74-106	31-54 29-59	.574 .424	14-26 10-29	.538 .345	30-37 14-20	.811 .700	9 11	28 14	37 25	18 25-1	15 7	9 11	2 3	5 5	46 35	60 39	-- --	106 74	-32
4/4 Maryland * PENN STATE	W 79-69	19-57 29-68	.333 .426	8-23 7-19	.348 .368	23-28 11-14	.821 .786	17 10	31 23	48 33	16 16	9 19	20 8	3 10	4 10	30 40	39 36	-- --	69 76	+7
Alabama PENN STATE	W 73-71	27-77 23-63	.351 .365	9-34 8-27	.265 .296	8-14 19-26	.571 .731	14 11	33 39	47 50	22-1 14	12 14	10 16	2 7	5 6	40 34	31 39	-- --	71 73	+2
Gen. Conn. State PENN STATE	W 87-58	21-62 33-61	.339 .541	7-19 10-30	.368 .333	9-16 11-13	.563 .846	13 6	22 31	35 37	14 17	13 24	15 13	1 10	8 9	31 51	27 36	-- --	58 87	+29
Cornell PENN STATE	W 90-59	22-54 35-67	.407 .522	8-19 8-26	.421 .308	7-13 12-18	.538 .667	10 18	18 25	28 43	15-1 17	14 16	17 11	4 3	5 8	29 45	30 45	-- --	59 90	+31
vs. 23/25 Iowa @ PENN STATE	W 89-86	31-65 33-72	.477 .458	11-26 8-28	.423 .286	13-20 15-22	.650 .682	14 15	29 24	43 39	16 16-1	16 13	15 8	5 5	4 11	38 39	48 50	-- --	86 89	+3

* Big Ten Conference

^ University Park games of NIT Season Tip-Off, University Park, Pa.

^^ at NIT Season Tip-Off, Barclays Center, Brooklyn, N.Y.

ACC/Big Ten Challenge, University Park, Pa.

@ at The Palestra, Philadelphia, Pa.

% 2020 Big Ten Tournament, Indianapolis, Ind.

2019-20 NITTANY LION POINTS-REBOUNDS-ASSISTS

Opponent	Date	Score		00	01	02	04	05	10	11
				JONES,MYRE	LUNDY,SETH	DREAD,MYLE	JONES JR.,	WHEELER,JA	MCCLOSKEY,	STEVENS,LA
UMES	11/05/19	84-46	w	10-2-6	3-3-2	15-0-2	10-2-1	0-3-4	0-0-0	17-6-1
WAGNER	11/09/19	91-64	w	14-1-3	12-7-0	9-5-5	8-3-1	10-3-2	0-0-0	13-6-0
at Georgetown	11/14/19	81-66	w	21-1-2	0-0-1	14-6-4	5-1-2	5-3-5	DNP	14-9-3
BUCKNELL	11/19/19	98-70	w	7-3-4	3-1-0	12-3-3	8-3-1	10-4-4	0-1-0	27-8-1
YALE	11/23/19	58-56	w	7-4-4	0-0-0	13-5-2	3-1-2	0-5-1	DNP	13-13-3
vs Ole Miss	11/27/19	72-74	L	12-3-5	0-0-1	0-3-2	6-0-0	8-3-4	DNP	22-7-1
vs Syracuse	11/29/19	85-64	w	16-10-3	10-4-0	6-3-3	14-2-4	4-7-3	DNP	20-7-4
WAKE FOREST	12/04/19	76-54	w	22-1-0	3-4-1	4-1-0	6-3-1	2-4-1	2-0-0	14-7-3
at Ohio St.	12/07/19	74-106	L	9-2-0	10-1-0	5-2-1	8-1-0	2-2-2	0-0-0	11-3-1
MARYLAND	12/10/19	76-69	w	14-3-6	0-0-0	12-1-2	2-0-1	4-2-4	DNP	15-10-4
ALABAMA	12/14/19	73-71	w	17-5-2	0-1-0	9-2-2	18-6-1	0-2-1	DNP	18-11-6
CENTRAL CONN. ST.	12/20/19	87-58	w	21-2-5	0-0-0	9-2-3	4-2-1	8-2-7	0-0-1	10-4-4
CORNELL	12/29/19	90-59	w	18-2-2	8-4-1	2-3-4	2-3-1	0-0-0	0-1-0	19-3-4
vs Iowa	01/04/20	89-86	w	5-3-0	7-3-1	14-7-4	16-4-3	4-1-3	DNP	16-4-1

Opponent	Date	Score		12	15	20	21	24	33
				BROCKINGTO	BUTTRICK,T	NUSSBAUM,T	HARRAR,JOH	WATKINS,MI	BEATTIE,ST
UMES	11/05/19	84-46	w	10-2-1	2-3-1	1-1-0	4-5-1	12-11-0	0-0-0
WAGNER	11/09/19	91-64	w	12-3-1	3-0-0	DNP	3-2-3	7-8-1	DNP
at Georgetown	11/14/19	81-66	w	8-7-1	DNP	DNP	6-4-1	8-8-0	DNP
BUCKNELL	11/19/19	98-70	w	7-3-2	0-1-0	DNP	6-4-0	18-5-0	DNP
YALE	11/23/19	58-56	w	15-4-1	0-0-0	DNP	2-7-1	5-4-0	DNP
vs Ole Miss	11/27/19	72-74	L	4-3-1	DNP	DNP	2-0-1	18-12-1	DNP
vs Syracuse	11/29/19	85-64	w	0-2-0	DNP	DNP	0-0-0	15-16-1	DNP
WAKE FOREST	12/04/19	76-54	w	13-5-1	1-1-0	0-0-0	2-5-3	7-16-2	0-0-0
at Ohio St.	12/07/19	74-106	L	19-1-1	2-1-0	DNP	2-3-2	6-3-0	DNP
MARYLAND	12/10/19	76-69	w	14-3-1	DNP	DNP	0-1-1	15-11-0	DNP
ALABAMA	12/14/19	73-71	w	4-4-0	0-1-0	DNP	0-2-1	7-10-1	DNP
CENTRAL CONN. ST.	12/20/19	87-58	w	11-3-1	8-5-0	0-2-1	5-4-1	8-8-0	3-0-0
CORNELL	12/29/19	90-59	w	11-4-2	3-2-0	0-0-0	5-6-0	19-10-2	3-0-0
vs Iowa	01/04/20	89-86	w	23-2-0	0-0-0	DNP	0-6-0	4-4-1	DNP

2019-20 PENN STATE GAME BOX SCORES

1

Official Basketball Box Score - Final Maryland Eastern Shore vs Penn State

Game Time: 7:00 PM
Game Duration: 1:55

Maryland Eastern Shore - 46 • 0-1

##	Player	F	G	Total FG/FGA	3-Ptr FG/FGA	FT-FTA	Rebounds			PF	TP	A	TO	Blk	Stl	Min	
							Off	Def	Tot								
0	AJ Cheeseman	F		4-11	0-2	1-4	0	1	1	1	9	0	3	0	0	20:55	
22	Gabriel Gyamfi	F		1-2	0-1	1-2	1	3	4	2	3	0	3	1	1	20:16	
2	Ty Gibson	F		2-8	1-5	1-2	0	1	1	6	0	1	0	2	21:17		
11	Ahmad Frost	G		0-2	0-1	0-0	1	1	2	0	0	0	3	0	0	14:14	
33	Derrick Green	G		0-1	0-0	0-0	0	1	1	0	0	1	0	0	0	11:41	
2-3	Canaan Bartley	G		2-3	1-1	0-0	1	2	3	1	5	0	1	0	0	12:42	
5	Da'Shawn Phillip	G		3-8	2-5	0-0	1	2	3	8	1	2	0	1	22:57		
10	Glen Anderson	G		1-4	0-0	0-1	0	4	4	2	3	0	0	0	0	25:23	
1	Marlon Adams	G		0-1	0-0	0-0	0	2	2	3	0	1	2	0	0	09:17	
24	Walker Prevost	G		0-3	0-0	0-0	1	1	2	1	0	1	1	0	0	13:07	
21	Jacob McIntosh	G		1-1	0-0	0-0	0	0	0	3	2	0	1	0	0	05:58	
14	Bruce Guy	G		2-3	0-0	3-4	1	2	3	1	7	1	1	0	1	10:27	
4	Kevon Voyles	G		2-7	0-4	0-0	1	0	1	4	4	0	1	0	0	11:46	
Team							4	2	6								
Totals				18-54	4-19	6-13	11	21	32	22	46	8	19	1	7	200:00	
FG % 1st: 7-21 33.3%		2nd: 11-33 33.3%		Game: 18-54 33.3%												Deadball Rebounds 4.0	
3PT % 1st: 1-8 12.5%		2nd: 3-11 27.3%		Game: 4-19 21.1%													
FT % 1st: 2-7 28.6%		2nd: 4-6 66.7%		Game: 6-13 46.2%													

Penn State - 84 • 1-0

##	Player	F	C	Total FG/FGA	3-Ptr FG/FGA	FT-FTA	Rebounds			PF	TP	A	TO	Blk	Stl	Min	
							Off	Def	Tot								
11	Lamar Stevens	F		6-12	2-5	3-4	2	4	6	3	17	1	2	0	0	20:11	
24	Mike Watkins	C		5-6	0-0	2-3	4	7	11	0	12	0	0	7	1	19:43	
0	Myreon Jones	G		3-4	2-3	2-3	0	2	2	0	10	6	2	0	0	25:41	
2	Myles Dread	G		5-7	5-6	0-0	0	0	0	3	15	2	2	1	2	16:19	
5	Jamari Wheeler	G		0-2	0-1	0-0	1	2	3	1	0	4	2	1	4	20:06	
21	John Harrar	G		1-2	0-1	2-2	3	2	5	1	4	1	2	0	0	14:52	
12	Izaiah Brockington	G		4-8	1-3	1-3	0	2	2	3	10	1	0	1	1	17:49	
4	Curtis Jones	G		4-9	2-6	0-0	0	2	2	10	1	1	1	1	2	24:14	
15	Trent Buttrick	G		1-6	0-4	0-0	1	2	3	0	2	1	0	1	0	15:20	
1	Seth Lundy	G		0-1	0-1	3-5	1	2	3	4	3	2	2	0	0	14:05	
10	Kyle McCloskey	G		0-1	0-1	0-2	0	0	0	0	0	0	1	0	0	08:14	
20	Taylor Nussbaum	G		0-0	0-0	1-2	1	0	1	0	1	0	0	0	0	01:43	
33	Stephen Beattie	G		0-0	0-0	0-0	0	0	0	0	0	0	0	0	0	01:43	
Team							1	3	4								
Totals				29-58	12-31	14-24	14	28	42	17	84	19	15	11	10	200:00	
FG % 1st: 13-31 41.9%		2nd: 16-27 59.3%		Game: 29-58 50.0%												Deadball Rebounds 4.0	
3PT % 1st: 4-16 25.0%		2nd: 9-15 60.0%		Game: 12-31 38.7%													
FT % 1st: 7-12 58.3%		2nd: 7-12 58.3%		Game: 14-24 58.3%													

Officials: D.J. Carstensen, Bill Ek, Bill McCarthy
Technical fouls: Maryland Eastern Shore - NONE Penn State - NONE
Attendance: 5869

Score by periods	1st	2nd	Total
Maryland Eastern Shore	17	29	46
Penn State	37	47	84

	In	Off	2nd	Fast
Points	Paint	T/O	Chance	Break
MES	24	12	7	7
PSU	28	15	22	22

Last FG - MES 2nd-0:28, PSU 2nd - 0:57.
Largest lead - MES by 0 1st - 20:00, PSU by 48 2nd - 9:06
MES led for 0:00, PSU led for 39:49, Game was tied for 00:11

Score tied - 0 times,
Lead changed - 0 times.

3

Official Basketball Box Score -- Game Totals -- Final Statistics Penn St. vs Georgetown

Penn St. 81 • 3-0,0-0 Big Ten

##	Player	F	C	Total FG/FGA	3-Ptr FG/FGA	FT-FTA	Rebounds			PF	TP	A	TO	Blk	Stl	Min	
							Off	Def	Tot								
11	Lamar Stevens	f		4-13	2-5	4-6	2	7	9	2	14	3	6	1	4	38	
24	Mike Watkins	c		3-6	0-0	2-3	1	7	8	2	8	0	2	4	1	24	
0	Myreon Jones	g		6-13	5-8	4-4	0	1	1	3	21	0	2	3	0	27	
2	Myles Dread	g		5-13	4-11	0-0	1	5	6	3	14	4	0	0	1	32	
05	Jamari Wheeler	g		2-4	1-1	0-0	0	3	3	4	5	4	0	4	2	25	
01	Seth Lundy	g		0-0	0-0	0-0	0	0	0	2	0	1	0	0	0	4	
04	Curtis Jones	g		2-4	1-3	0-0	1	0	1	0	5	2	2	0	0	13	
12	Izaiah Brockington	g		3-6	0-1	2-4	3	4	7	3	8	1	3	0	2	24	
21	John Harrar	g		3-4	0-0	0-0	1	3	4	2	6	1	0	0	1	13	
Team							2	0	2								
Totals				28-63	13-29	12-17	11	30	41	21	81	19	20	5	15	200	
FG % 1st Half: 15-33 45.5%		2nd half: 13-30 43.3%		Game: 28-63 44.4%												Deadball Rebounds 1	
3FG % 1st Half: 7-14 50.0%		2nd half: 6-15 40.0%		Game: 13-29 44.8%													
FT % 1st Half: 5-9 55.6%		2nd half: 7-8 87.5%		Game: 12-17 70.6%													

Georgetown 66 • 2-1,0-0 Big East

##	Player	F	C	Total FG/FGA	3-Ptr FG/FGA	FT-FTA	Rebounds			PF	TP	A	TO	Blk	Stl	Min	
							Off	Def	Tot								
01	Jamorko Pickett	f		3-6	1-2	0-0	1	2	3	2	7	1	3	1	2	20	
44	Omer Yurtseven	c		7-14	0-0	2-4	4	6	10	3	16	0	3	3	3	25	
02	Mac McClung	g		1-7	0-3	0-0	0	2	2	1	2	2	3	0	0	21	
03	James Akinjo	g		5-12	1-4	2-2	0	3	3	2	13	2	2	0	1	26	
04	Jagan Moseley	g		0-1	0-0	1-2	0	3	3	1	1	3	2	0	1	23	
00	Jahvon Blair	g		1-3	0-1	0-0	1	0	1	0	2	2	1	0	0	10	
11	Galen Alexander	g		2-5	1-2	2-2	2	1	3	0	7	0	1	0	0	17	
12	Terrell Allen	g		1-1	0-0	0-0	0	2	2	4	2	1	2	0	0	13	
15	Myron Gardner	g		0-3	0-0	4-4	1	2	3	1	4	1	0	0	0	14	
23	Josh LeBlanc	g		2-5	1-1	2-2	2	4	6	2	7	1	3	0	2	20	
34	Qudus Wahab	g		1-4	0-0	3-5	1	1	2	1	5	0	1	0	1	11	
Team							1	2	3								
Totals				23-61	4-13	16-21	13	28	41	17	66	13	21	4	9	200	
FG % 1st Half: 11-26 42.3%		2nd half: 12-35 34.3%		Game: 23-61 37.7%												Deadball Rebounds 0	
3FG % 1st Half: 2-4 50.0%		2nd half: 2-9 22.2%		Game: 4-13 30.8%													
FT % 1st Half: 10-13 76.9%		2nd half: 6-8 75.0%		Game: 16-21 76.2%													

Officials: Kelly Pfeifer, Paul Szelc, Terry Oglesby
Technical fouls: Penn St. - Jamari Wheeler, Georgetown - Terrell Allen.
Attendance: 8691
2019 Gavitt Tipoff Games

Score by periods	1st	2nd	Total
Penn St.	42	39	81
Georgetown	34	32	66

2

Official Basketball Box Score - Final Wagner vs Penn State

Game Time: 4:00 PM
Game Duration: 2:01

Wagner - 64 • 0-2

##	Player	F	G	Total FG/FGA	3-Ptr FG/FGA	FT-FTA	Rebounds			PF	TP	A	TO	Blk	Stl	Min
							Off	Def	Tot							
32	Patrick Szpir	F		4-10	0-0	0-0	3	6	9	4	8	0	0	0	0	28:57
2	Alex Morales	G		6-14	2-5	4-7	0	6	6	2	18	3	5	0	2	37:16
11	Will Martinez	G		1-7	0-0	2-4	1	1	2	5	4	4	3	0	2	28:19
13	Tyrene Nesby IV	G		0-5	0-5	0-0	0	1	1	5	0	0	2	1	0	25:57

2019-20 PENN STATE GAME BOX SCORES

5

Official Basketball Box Score - Final
Yale vs Penn State
11/23/19 Bryce Jordan Center

Game Time: 4:00 PM
Game Duration: 1:53

Yale - 56 • 3-3

#	Player	F	Total FG-FGA	3-Ptr FG-FGA	FT-FTA	Rebounds			PF	TP	A	TO	Blk	Stl	Min
						Off	Def	Tot							
20	Paul Atkinson	F	5-11	0-0	2-2	3	5	8	2	12	3	3	2	0	30:43
23	Jordan Bruner	F	3-7	1-3	1-4	0	9	9	2	8	2	4	1	0	34:34
0	Jalen Gabbidon	G	2-7	1-3	0-0	0	4	4	2	8	0	1	0	1	21:56
2	Eric Monroe	G	0-0	0-0	0-0	0	4	4	2	0	1	2	1	0	27:52
5	Azar Swain	G	9-18	6-13	0-0	0	5	5	0	24	2	4	0	0	34:43
3	August Mahoney	G	0-0	0-0	0-0	0	0	0	2	0	0	0	0	1	12:36
10	Matthue Cotton	G	3-7	1-3	0-2	0	2	2	7	1	0	0	0	0	18:35
14	Jameel Alausa	G	0-1	0-1	0-2	0	2	2	2	0	1	0	0	0	10:47
35	Isaiah Kelly	G	0-0	0-0	0-1	0	0	0	0	0	0	0	0	0	05:17
22	Austin Williams	G	0-0	0-0	0-0	0	0	0	1	0	0	1	0	0	02:57
Team						1	3	4							
Totals			22-51	9-23	3-11	4	34	38	15	56	10	16	4	2	200:00

FG % 1st: 12-28 42.9% 2nd: 10-23 43.5% Game: 22-51 43.1%
3PT % 1st: 4-8 50.0% 2nd: 5-14 35.7% Game: 9-23 39.1%
FT % 1st: 3-6 50.0% 2nd: 0-5 0.0% Game: 3-11 27.3%

Penn State - 58 • 5-0

#	Player	F	Total FG-FGA	3-Ptr FG-FGA	FT-FTA	Rebounds			PF	TP	A	TO	Blk	Stl	Min
						Off	Def	Tot							
11	Lamar Stevens	F	6-17	0-4	1-2	3	10	13	2	13	3	1	3	1	32:45
24	Mike Watkins	C	2-3	0-0	1-2	2	2	4	1	5	0	1	0	1	15:59
0	Myreon Jones	G	3-14	1-5	0-0	0	4	4	1	7	4	2	0	0	36:04
2	Myles Dread	G	4-10	3-9	2-2	1	4	5	3	13	2	1	0	1	26:51
5	Jamari Wheeler	G	0-4	0-1	0-0	1	4	5	4	0	1	0	0	4	24:19
12	Izaiah Brockington	G	6-11	0-3	3-3	1	3	4	0	15	1	1	0	1	26:49
21	John Harrar	G	1-2	0-0	0-0	6	1	7	2	2	1	0	1	0	15:50
4	Curtis Jones	G	1-7	1-5	0-0	0	1	1	2	3	2	0	0	0	15:53
1	Seth Lundy	G	0-0	0-0	0-0	0	0	0	0	0	0	0	0	0	03:27
15	Trent Buttrick	G	0-1	0-0	0-0	0	0	0	0	0	0	0	0	0	02:03
Team						0	1	1							
Totals			23-69	5-27	7-9	14	30	44	15	58	14	7	4	12	200:00

FG % 1st: 9-33 27.3% 2nd: 14-36 38.9% Game: 23-69 33.3%
3PT % 1st: 1-3 7.7% 2nd: 4-14 28.6% Game: 5-27 18.5%
FT % 1st: 2-4 50.0% 2nd: 5-5 100.0% Game: 7-9 77.8%

Officials: Steve Mclunkin, Brandon Cruz, Owen Short
Technical fouls: Yale - NONE Penn State - NONE
Attendance: 6091

Score by periods				1st	2nd	Total	In Off 2nd Fast							
				Points	Paint	T/O	Chance	Break	Bench					
Yale				31	25	56	20	9	5	3	7			
Penn State				21	37	58	26	14	13	21	20			

Last FG - YAL 2nd-3:54, PSU 2nd-0:56
Largest lead - YAL by 16 2nd-9:12, PSU by 2 2nd-0:56
YAL led for 37:30, PSU led for 0:57, Game was tied for 01:33

6

Official Basketball Box Score -- Game Totals -- Final Statistics
Ole Miss vs Penn State
11/27/19 4:00 pm at

Ole Miss 74 • 5-1,0-0 SEC

#	Player	F	Total FG-FGA	3-Ptr FG-FGA	FT-FTA	Rebounds			PF	TP	A	TO	Blk	Stl	Min
						Off	Def	Tot							
03	Khadim Sy	f	3-8	0-1	2-3	2	6	8	4	8	1	2	0	0	25
05	KJ Buffen	f	6-13	0-0	1-2	4	5	9	1	13	6	0	1	4	39
00	Blake Hinson	g	6-10	3-5	2-2	1	5	6	5	17	2	3	0	0	30
02	Devontae Shuler	g	0-5	0-0	0-0	0	3	3	0	0	3	2	0	1	26
04	Breerin Tyree	g	7-18	1-7	3-5	0	5	5	1	18	0	3	1	0	33
01	Austin Crowley	g	0-1	0-0	0-0	0	0	0	0	0	0	1	3	0	11
13	Bryce Williams	g	3-6	3-3	6-6	1	0	1	1	15	1	2	1	1	20
14	Antavious Collum	g	0-0	0-0	0-0	0	1	1	3	0	0	0	0	1	12
23	Sammy Hunter	g	1-1	0-0	1-1	0	0	0	3	3	0	0	0	0	4
Team						3	2	5							
Totals			26-62	7-16	15-19	11	27	38	18	74	14	15	3	8	200

FG % 1st Half: 10-25 40.0% 2nd half: 16-37 43.2% Game: 26-62 41.9%
3FG % 1st Half: 1-5 20.0% 2nd half: 6-11 54.5% Game: 7-16 43.8%
FT % 1st Half: 6-10 60.0% 2nd half: 9-9 100.0% Game: 15-19 78.9%

Penn State 72 • 5-1,0-0 Big Ten

#	Player	F	Total FG-FGA	3-Ptr FG-FGA	FT-FTA	Rebounds			PF	TP	A	TO	Blk	Stl	Min
						Off	Def	Tot							
11	Stevens, Lamar	f	7-16	1-3	7-8	2	5	7	4	22	1	3	2	0	31
24	Watkins, Mike	c	8-11	0-0	2-4	3	9	12	2	18	1	2	8	4	37
00	Jones, Myreon	g	5-10	2-6	0-0	3	3	2	2	12	5	2	0	0	25
02	Dread, Myles	g	0-4	0-4	0-0	0	3	3	0	2	2	0	1	24	
05	Wheeler, Jamari	g	3-5	0-1	2-2	0	3	3	4	8	4	3	0	1	31
01	Lundy, Seth	g	0-1	0-0	0-0	0	0	0	0	0	1	0	2	1	7
04	Jones Jr., Curtis	g	2-7	2-4	0-0	0	0	0	1	6	0	0	0	0	13
12	Brockington, Izaiah	g	1-4	0-1	2-2	1	2	3	1	4	1	3	0	1	22
21	Harrar, John	g	0-0	0-0	2-2	0	0	0	3	2	1	1	0	2	10
Team						0	2	2							
Totals			26-58	5-19	15-18	6	27	33	20	72	16	16	12	10	200

FG % 1st Half: 16-30 53.3% 2nd half: 10-28 35.7% Game: 26-58 44.8%
3FG % 1st Half: 3-8 37.5% 2nd half: 2-11 18.2% Game: 5-19 26.3%
FT % 1st Half: 8-10 80.0% 2nd half: 7-8 87.5% Game: 15-18 83.3%

Officials: Justin Porterfield, Bo Boroski, Pat Driscoll
Technical fouls: Ole Miss-None, Penn State-None
Attendance:
2019-20 Men's Basketball, Round: 0, Ole Miss vs Penn St., Played at :

Score by periods				1st	2nd	Total	In Off 2nd Fast							
				Points	Paint	T/O	Chance	Break	Bench					
Ole Miss				27	47	74	26	16	15	12	18			
Penn State				43	29	72	36	15	6	21	12			

Last FG - OM 2nd-00:26, PSU 2nd-00:38
Largest lead - OM by 2 2nd-00:13, PSU by 21 2nd-16:23
OM led for 00:13, PSU led for 37:05, Game was tied for 02:42

7

Official Basketball Box Score -- Game Totals -- Final Statistics
Penn State vs Syracuse
11/29/19 7:00 pm at Brooklyn, N.Y. (Barclays Center)

Penn State 85 • 6-1,0-0 ACC

#	Player	F	Total FG-FGA	3-Ptr FG-FGA	FT-FTA	Rebounds			PF	TP	A	TO	Blk	Stl	Min
						Off	Def	Tot							
11	Stevens, Lamar	f	6-12	1-4	7-8	2	5	7	4	20	4	3	0	1	27
24	Watkins, Mike	c	5-13	0-0	4-9	11	5	16	4	15	1	3	4	2	31
00	Jones, Myreon	g	4-13	3-8	5-6	1	9	10	2	16	3	2	0	0	37
02	Dread, Myles	g	2-9	2-8	0-0	0	3	3	6	3	1	0	0	0	19
05	Wheeler, Jamari	g	1-2	0-1	2-4	3	4	7	1	4	3	2	0	2	34
01	Lundy, Seth	g	4-8	1-2	1-1	2	2	4	3	10	0	1	0	1	15
04	Jones Jr., Curtis	g	5-10	3-7	1-2	1	1	2	14	4	0	0	0	0	26
12	Brockington, Izaiah	g	0-0	0-0	0-0	0	2	2	1	0	0	1	0	0	4
21	Harrar, John	g	0-0	0-0	0-0	0	0	0	1	0	0	0	0	0	7
Team						3	3	6							
Totals			27-67	10-30	21-31	23	34	57	21	85	18	14	4	6	200

FG % 1st Half: 11-34 32.4% 2nd half: 16-33 48.5% Game: 27-67 40.3%
3FG % 1st Half: 4-16 25.0% 2nd half: 6-14 42.9% Game: 10-30 33.3%
FT % 1st Half: 8-12 66.7% 2nd half: 13-19 68.4% Game: 21-31 67.7%

Syracuse 64 • 4-3,0-1 ACC

#	Player	F	Total FG-FGA	3-Ptr FG-FGA	FT-FTA	Rebounds			PF	TP	A	TO	Blk	Stl	Min
						Off	Def	Tot							
21	Marek Dolezaj	f	3-4	0-0	4-8	2	3	5	10	2	1	0	1	1	31
33	Elijah Hughes	f	3-11	2-7	11-13	0	4	4	3	19	4	1	2	2	40
34	Bourama Sidibe	f	1-3	0-0	0-0	0	1	1	5	2	0	0	0	1	17
11	Josiah Girard III	g	1-9	0-4	4-5	0	2	2	1	6	7	2	0	2	32
35	Buddy Boehme	g	5-16	3-8	1-3	0	1	1	14	1	3	0	0	0	39
00	Brycen Goodine	g	0-2	0-1	0-0	0	0	0	2	0	2	0	1	9	
01	Quincy Guerrier	g													

2019-20 PENN STATE GAME BOX SCORES

9

Penn State vs Ohio St. 12/07/19 12:00 pm at

Penn State 74 • 7-2,0-1 Big Ten

#	Player	Total			Rebounds			PF	TP	A	TO	Blk	Stl	Min	
		FG-FGA	3-PT	FT-FTA	Off	Def	Tot								
11	Stevens, Lamar	f	4-8	1-3	2-2	0	3	3	5	11	1	1	0	1	18
24	Watkins, Mike	c	3-8	0-0	0-0	2	1	3	4	6	0	3	1	0	17
00	Jones, Myreon	g	3-7	2-5	1-1	1	1	2	1	9	0	1	0	0	25
02	Dread, Myles	g	1-6	1-6	2-2	1	1	2	2	5	1	1	0	1	23
05	Wheeler, Jamari	g	0-1	0-0	2-4	1	1	2	3	2	2	0	0	0	25
01	Lundy, Seth	g	3-4	2-3	2-4	0	1	1	3	10	0	0	1	0	21
04	Jones Jr., Curtis	g	2-8	2-7	2-0	0	1	1	1	8	0	0	1	0	17
12	McCloskey, Kyle	g	0-1	0-0	0-1	0	0	0	0	0	0	0	0	0	2
10	Brockington, Izaiah	g	7-13	2-5	3-4	1	0	1	3	19	1	2	0	3	30
15	Buttrick, Trent	g	1-1	0-0	0-0	1	0	1	1	2	0	0	0	0	3
21	Harrar, John	g	1-2	0-0	0-0	1	2	3	2	2	2	0	0	0	19
Team			1-2	0-0	0-0	3	3	6			7	1	3	5	200
Totals			25-59	10-29	14-20	11	14	25	25	74	7	11	3	5	200

FG % 1st Half: 11-28 39.3% 2nd half: 14-31 45.2% Game: 25-59 42.4%
 3FG % 1st Half: 4-14 28.6% 2nd half: 6-15 40.0% Game: 10-29 34.5%
 FT % 1st Half: 9-11 81.8% 2nd half: 5-9 55.6% Game: 14-20 70.0%

Ohio St. 106 • 9-0,1-0 Big Ten

#	Player	Total			Rebounds			PF	TP	A	TO	Blk	Stl	Min	
		FG-FGA	3-PT	FT-FTA	Off	Def	Tot								
25	Kyle Young	f	3-3	0-0	3-4	2	4	6	2	9	0	1	0	0	24
34	Kaleb Wesson	f	9-16	4-6	6-6	0	10	10	3	28	2	0	1	1	25
01	Luther Muhammad	g	4-6	4-5	2-2	0	1	2	3	14	3	1	0	1	26
04	Duane Washington Jr.	g	5-7	4-6	0-0	0	2	2	0	14	0	1	0	0	30
13	CJ Walker	g	2-5	0-2	5-6	0	2	2	2	9	7	0	0	1	24
00	Alonzo Gaffney	g	0-0	0-0	0-0	0	0	0	0	2	0	0	0	0	3
03	D.J. Carton	g	1-3	0-0	6-7	0	0	0	4	8	2	4	0	0	20
10	Justin Ahrens	g	1-2	1-2	0-0	0	0	0	0	3	0	0	0	0	3
24	Andre Wesson	g	5-9	1-3	4-6	2	3	5	2	15	1	1	0	0	31
32	E.J. Liddell	g	1-3	0-2	3-4	1	3	4	0	5	0	0	1	1	11
40	Danny Hummer	g	0-0	0-0	1-2	0	0	0	0	1	0	0	0	1	3
Team			0-0	0-0	1-2	0	0	0	0	1	0	0	0	1	3
Totals			31-54	14-26	30-37	9	28	37	18	106	15	9	2	5	200

FG % 1st Half: 14-24 58.3% 2nd half: 17-30 56.7% Game: 31-54 57.4%
 3FG % 1st Half: 2-8 25.0% 2nd half: 12-18 66.7% Game: 14-26 53.8%
 FT % 1st Half: 16-19 84.2% 2nd half: 14-18 77.8% Game: 30-37 81.1%

Officials: Rob Kueneman, Courtney Green, Terry Wymer
 Technical fouls: Penn State-Stevens, Lamar, Ohio St.-Kaleb Wesson.
 Attendance: 12901
 2019-20 Men's Basketball, Round: 0, Ohio St. vs Penn St., Played at Value City

Score by periods	1st	2nd	Total
Penn State	35	39	74
Ohio St.	46	60	106

Last FG - PSU 2nd-00:08, OSU 2nd-01:05.
 Largest lead - PSU None, OSU by 37 2nd-02:06.
 PSU led for 00:00, OSU led for 38:32, Game was tied for 01:28.

Points	In	Off	2nd	Fast	Bench
PSU	16	10	7	4	41
OSU	26	15	18	6	32

Score tied - 1 time.
 Lead changed - 0 times.

10

Official Basketball Box Score - Final Maryland vs Penn State

Game Time: 7:00 PM
 Game Duration: 2:05

Maryland - 69 • 10-1 (1-1)

#	Player	Total			Rebounds			PF	TP	A	TO	Blk	Stl	Min	
		FG-FGA	3-PT	FT-FTA	Off	Def	Tot								
21	Makhi Mitchell	F	0-4	0-0	0-0	3	3	6	0	0	0	3	0	1	16:25
25	Jalen Smith	F	3-5	1-1	5-6	5	6	11	5	12	1	3	3	1	28:23
1	Anthony Cowan	G	5-17	3-9	3-6	0	6	6	1	16	3	4	0	1	36:52
2	Aaron Wiggins	G	3-12	1-6	6-7	3	5	8	3	13	2	1	0	0	33:26
5	Eric Ayala	G	4-10	1-4	6-6	3	3	6	2	15	2	3	0	0	27:21
11	Darryl Morsell	G	3-6	1-1	1-1	0	4	4	3	8	1	0	0	1	22:44
24	Donia Scott	G	1-2	1-1	0-0	0	2	2	2	3	0	1	0	0	17:16
13	Hakim Hart	G	0-1	0-1	0-0	0	0	0	0	0	0	0	0	0	02:56
10	Serrel Smith Jr.	G	0-0	0-0	0-0	0	0	0	0	0	0	1	0	0	01:23
4	Ricky Lindo Jr.	G	0-0	0-0	2-2	0	1	1	0	2	0	0	0	0	13:14
Team			0-0	0-0	0-0	0	0	0	0	0	0	0	0	0	0
Totals			19-57	8-23	23-28	17	31	48	16	69	9	20	3	4	200:00

FG % 1st: 11-30 36.7% 2nd: 8-27 29.6% Game: 19-57 33.3%
 3PT % 1st: 4-10 40.0% 2nd: 4-13 30.8% Game: 8-23 34.8%
 FT % 1st: 4-4 100.0% 2nd: 19-24 79.2% Game: 23-28 82.1%

Penn State - 76 • 8-2 (1-1)

#	Player	Total			Rebounds			PF	TP	A	TO	Blk	Stl	Min	
		FG-FGA	3-PT	FT-FTA	Off	Def	Tot								
11	Lamar Stevens	F	5-13	2-3	3-4	1	9	10	4	15	4	3	2	0	37:48
24	Mike Watkins	C	7-11	0-1	1-2	2	9	11	3	15	0	0	4	0	29:52
00	Myreon Jones	G	5-15	2-6	2-2	2	1	3	2	14	6	1	0	2	34:27
2	Myles Dread	G	4-9	2-6	2-2	0	1	1	1	12	2	0	0	2	32:34
5	Jamari Wheeler	G	2-4	0-1	0-0	2	0	2	3	4	4	1	1	1	22:52
12	Izaiah Brockington	G	5-12	1-1	3-4	0	3	3	3	14	1	2	1	3	24:25
21	John Harrar	G	0-1	0-0	0-0	1	0	1	0	0	1	1	2	1	09:54
4	Curtis Jones	G	1-3	0-1	0-0	0	0	0	0	2	1	0	0	0	07:23
1	Seth Lundy	G	0-0	0-0	0-0	0	0	0	0	0	0	0	0	0	00:45
Team			0-0	0-0	0-0	2	0	2							
Totals			29-68	7-19	11-14	10	23	33	16	76	19	8	10	10	200:00

FG % 1st: 16-39 46.2% 2nd: 11-29 37.9% Game: 29-68 42.6%
 3PT % 1st: 4-8 50.0% 2nd: 3-11 27.3% Game: 7-19 36.8%
 FT % 1st: 0-0 0.0% 2nd: 11-14 78.6% Game: 11-14 78.6%

Officials: Bo Boroski, Larry Scrotto, Keith Kimble
 Technical fouls: Maryland - NONE Penn State - NONE
 Attendance: 8643

Score by periods	1st	2nd	Total
Maryland	30	39	69
Penn State	40	36	76

Points	In	Off	2nd	Fast	Bench
UMD	16	10	9	15	13
PSU	36	22	14	16	16

Score tied - 1 time.
 Lead changed - 4 times.

Last FG - UMD 2nd-00:05, PSU 2nd - 0:05.
 Largest lead - UMD by 11 1st - 17:12, PSU by 12 1st - 8:27
 UMD led for 1:21, PSU led for 38:06, Game was tied for 00:33

11

Alabama vs Penn State 12/14/19 2:00 pm at

Alabama 71 • 4-5,0-0 SEC

#	Player	Total			Rebounds			PF	TP	A	TO	Blk	Stl	Min	
		FG-FGA	3-PT	FT-FTA	Off	Def	Tot								
00	Javian Davis	f	3-5	0-1	2-5	2	2	4	4	8	0	1	0	0	12
03	Alex Reese	f	4-11	3-8	1-2	2	6	8	2	12	1	0	0	0	29
01	Herbert Jones	g	3-12	0-1	0-2	2	7	9	2	6	2	2	1	3	32
02	Kira Lewis Jr.	g	3-18	1-8	0-0	1	6	7	2	7	6	4	1	1	37
23	John Petty Jr.	g	3-7	1-4	0-0	2	4	6	5	7	0	1	0	0	19
05	Jaden Shackelford	g	3-10	1-6	0-0	1	3	4	1	7	2	1	0	0	28
11	James Bolden	g	5-10	2-4	3-3	2	1	3	3	15	1	1	0	0	26
12	Jaylen Forbes	g	1-2	1-2	2-2	1	3	4	1	5	0	0	0	0	9
30	Galin Smith	g	2-2	0-0	0-0	0	0	0	2	4	0	0	0	1	8
Team			0-0	0-0	0-0	1	1	2							
Totals			27-77	9-34	8-14	14	33	47	22	71	12	10	2	5	200

FG % 1st Half: 14-39 35.9% 2nd half: 13-38 34.2% Game: 27-77 35.1%
 3FG % 1st Half: 6-19 31.6% 2nd half: 3-15 20.0% Game: 9-34 26.5%
 FT % 1st Half: 6-10 60.0% 2nd half: 2-4 50.0% Game: 8-14 57.1%

Penn State 73 • 9-2,1-1 Big Ten

#	Player	Total			Rebounds			PF	TP	A	TO	Blk	Stl	Min	
		FG-FGA	3-PT	FT-FTA	Off	Def	Tot								
11	Stevens, Lamar	f	6-16	0-4	6-9	0	11	11	1	18	6	4	5	2	39
24	Watkins, Mike	c	2-6	0-1	3-7	3	7	10	4	7	1	1	2	1	22

2019-20 PENN STATE GAME BOX SCORES

13

Official Basketball Box Score - Final
Cornell vs Penn State
 12/29/19 Bryce Jordan Center

Game Time: 12:00 PM
 Game Duration: 1:58

Cornell - 59 • 1-10

#	Player	Total FG-FGA	3-Ptr FG-FGA	FT-FTA	Rebounds			PF	TP	A	TO	Blk	Stl	Min
					Off	Def	Tot							
3	Jimmy Boeheim	F 5-19	2-6	5-7	2	4	6	3	17	3	3	1	1	32:52
22	Josh Warren	F 3-5	0-0	0-2	0	1	1	3	6	1	2	1	1	25:02
23	Jordan Jones	F 1-6	0-4	0-0	0	3	3	5	2	1	2	0	0	19:06
5	Bryan Knapp	F 2-4	1-1	0-0	0	3	3	0	5	1	1	0	0	23:17
11	Terrence McBride	G 4-6	2-2	2-2	1	0	1	0	12	5	1	0	1	33:29
12	Kobe Dickson	1-2	0-0	0-1	5	1	6	0	2	1	3	1	0	21:51
2	Marcus Fillien	1-1	1-1	0-0	0	1	1	0	3	0	2	0	0	04:21
25	Dean Noll	0-0	0-0	0-0	0	0	0	1	0	0	0	1	0	06:48
4	Greg Dolan	3-6	2-3	0-1	0	3	3	2	8	0	1	0	2	18:22
21	Riley Voss	2-3	0-0	0-0	0	0	0	1	4	2	1	0	0	08:32
13	Thurston McCarty	0-1	0-1	0-0	0	0	0	0	0	0	0	0	0	02:56
1	Matt Harshany	0-0	0-0	0-0	1	0	1	0	0	0	0	0	0	01:08
20	Chaz Mack	0-1	0-1	0-0	0	0	0	0	0	0	0	0	0	01:08
32	Noah Gear	0-0	0-0	0-0	0	0	0	0	0	0	0	0	0	01:08
Team					1	2	3				1			
Totals		22-54	8-19	7-13	10	18	28	15	59	14	17	4	5	200:00

FG % 1st: 10-24 41.7% 2nd: 12-30 40.0% Game: 22-54 40.7%
 3PT % 1st: 5-11 45.5% 2nd: 3-8 37.5% Game: 8-19 42.1%
 FT % 1st: 4-5 80.0% 2nd: 3-8 37.5% Game: 7-13 53.8%

Penn State - 90 • 11-2

#	Player	Total FG-FGA	3-Ptr FG-FGA	FT-FTA	Rebounds			PF	TP	A	TO	Blk	Stl	Min
					Off	Def	Tot							
11	Lamar Stevens	F 7-13	1-3	4-7	1	2	3	3	19	4	2	2	1	24:10
24	Mike Watkins	C 9-10	0-0	1-2	3	7	10	0	19	2	1	1	1	22:33
0	Myreon Jones	G 7-13	3-6	1-2	0	2	2	2	18	2	0	0	3	20:48
2	Myles Dread	G 0-6	0-6	2-2	1	2	3	1	2	4	1	0	0	33:36
5	Jamari Wheeler	G 0-0	0-0	0-0	0	0	0	0	0	1	0	0	0	07:58
12	Izaiah Brockington	5-8	0-2	1-1	3	1	4	3	11	2	2	0	2	26:26
21	John Harrar	1-1	0-0	3-4	4	2	6	3	5	0	1	0	1	12:26
4	Curtis Jones	1-6	0-3	0-0	0	3	3	1	2	1	1	0	0	22:34
1	Seth Lundy	3-7	2-4	0-0	1	3	4	2	8	1	1	0	0	14:49
15	Trent Buttrick	1-2	1-1	0-0	1	1	2	1	3	0	0	0	0	08:51
10	Kyle McCloskey	0-0	0-0	0-0	0	1	1	1	0	0	1	0	0	03:33
20	Taylor Nussbaum	0-0	0-0	0-0	0	0	0	0	0	0	0	0	0	01:08
33	Stephen Beattie	1-1	1-1	0-0	0	0	0	0	3	0	0	0	0	01:08
Team					4	1	5							
Totals		35-67	8-26	12-18	18	25	43	17	90	16	11	3	8	200:00

FG % 1st: 18-33 54.5% 2nd: 17-34 50.0% Game: 35-67 52.2%
 3PT % 1st: 4-13 30.8% 2nd: 4-13 30.8% Game: 9-26 34.6%
 FT % 1st: 5-9 55.6% 2nd: 7-9 77.8% Game: 12-18 66.7%

Officials: Bill McCarthy, Chris Beaver, Scott Skille
 Technical fouls: Cornell - NONE Penn State - NONE
 Attendance: 8316

Score by periods	1st	2nd	Total
Cornell	29	30	59
Penn State	45	45	90

Last FG - COR 2nd-0:07, PSU 2nd - 0:35.
 Largest lead - COR by 2, 1st - 19:36, PSU by 35 2nd - 6:32
 COR tied for 0:15, PSU tied for 37:59, Game was tied for 01:46

Score tied - 2 times,
 Lead changed - 1 time.

14

Official Basketball Box Score -- Game Totals -- Final Statistics
Iowa vs Penn State
 01/04/20 1:00 pm at

Iowa 86 • 10-4, 1-2 Big Ten

#	Player	Total FG-FGA	3-Ptr FG-FGA	FT-FTA	Rebounds			PF	TP	A	TO	Blk	Stl	Min
					Off	Def	Tot							
55	Luka Garza	c 13-19	1-3	7-14	6	6	12	3	34	0	1	2	1	35
01	Joe Toussaint	g 6-14	2-4	4-4	0	1	1	3	18	4	3	0	2	29
05	CJ Fredrick	g 0-4	0-2	0-0	1	0	1	1	0	2	0	0	0	14
10	Joe Wieskamp	g 8-15	5-10	2-2	2	8	10	2	23	1	4	0	0	35
30	Connor McCaffery	g 1-6	1-3	0-0	0	4	4	3	3	4	0	0	0	29
04	Bakari Evelyln	0-1	0-0	0-0	1	1	2	3	0	2	2	0	0	25
15	Ryan Kriener	3-6	2-4	0-0	1	1	2	1	8	2	2	3	0	22
35	Cordell Pemsl	0-0	0-0	0-0	1	5	6	0	0	1	3	0	1	11
Team					2	3	5							
Totals		31-65	11-26	13-20	14	29	43	16	86	16	15	5	4	200

FG % 1st Half: 13-28 46.4% 2nd half: 18-37 48.6% Game: 31-65 47.7%
 3FG % 1st Half: 5-12 41.7% 2nd half: 6-14 42.9% Game: 11-26 42.3%
 FT % 1st Half: 7-10 70.0% 2nd half: 6-10 60.0% Game: 13-20 65.0%

Penn State 89 • 12-2, 2-1 Big Ten

#	Player	Total FG-FGA	3-Ptr FG-FGA	FT-FTA	Rebounds			PF	TP	A	TO	Blk	Stl	Min
					Off	Def	Tot							
11	Stevens, Lamar	f 6-11	0-2	4-8	2	2	4	4	16	1	3	0	2	24
24	Watkins, Mike	c 2-5	0-0	0-1	3	1	4	5	4	1	1	3	1	22
00	Jones, Myreon	g 2-9	1-6	0-0	2	1	3	2	5	0	1	0	1	29
02	Dread, Myles	g 3-11	2-8	6-6	2	5	7	0	14	4	0	0	1	27
05	Wheeler, Jamari	g 2-5	0-1	0-0	0	1	1	1	4	3	1	0	2	25
01	Lundy, Seth	3-6	1-2	0-0	2	1	3	0	7	1	0	0	1	11
04	Jones Jr., Curtis	6-9	4-6	0-0	0	4	4	0	16	3	0	2	0	23
12	Brockington, Izaiah	9-15	0-3	5-7	1	1	2	2	23	0	0	0	2	24
15	Buttrick, Trent	0-1	0-0	0-0	0	0	0	0	0	0	0	0	0	2
21	Harrar, John	0-0	0-0	0-0	3	3	6	2	0	1	0	1	1	13
Team					0	5	5							
Totals		33-72	8-28	15-22	15	24	39	16	89	13	8	5	11	200

FG % 1st Half: 15-34 44.1% 2nd half: 18-38 47.4% Game: 33-72 45.8%
 3FG % 1st Half: 4-15 26.7% 2nd half: 4-13 30.8% Game: 8-28 28.6%
 FT % 1st Half: 5-8 62.5% 2nd half: 10-14 71.4% Game: 15-22 68.2%

Officials: Bill Ek, Larmont Simpson, Terry Wymor

Technical fouls: Iowa-None, Penn State-None.
 Attendance: 7881

2019-20 Men's Basketball, Round: 0, Iowa vs Penn St., Played at The Palestra.

Score by periods	1st	2nd	Total
Iowa	38	48	86
Penn State	39	50	89

	Points	In Paint	Off T/O	2nd Chance	Fast Break	Bench
IOWA	34	7	20	15	8	
PSU	38	20	18	22	46	

Last FG - IOWA 2nd-00:00, PSU 2nd-00:41.
 Largest lead - IOWA by 7 2nd-09:30, PSU by 8 1st-03:48.
 IOWA led for 19:24, PSU led for 14:54, Game was tied for 05:42.

Score tied - 10 times,
 Lead changed - 24 times.

NITTANY LIONS BESTS & CAREER TOTALS

33 | STEPHEN BEATTIE

	2019-20 Season	Career	Big Ten
Points	3, 2x, last vs. Cornell, 12/29/19	3, 2x, last vs. Cornell, 12/29/19	
Rebounds	--	--	
Assists	--	--	
Blocks	--	--	
Steals	--	--	
Minutes	2, 2x, last vs. Central Conn., 12/20/19	2, 2x, last vs. Central Conn., 12/20/19	
FG Made	1, 2x, last vs. Cornell, 12/29/19	1, 2x, last vs. Cornell, 12/29/19	
FG Attempted	2, vs. Central Conn., 12/20/19	2, vs. Central Conn., 12/20/19	
3-Point FG Made	1, 2x, last vs. Cornell, 12/29/19	1, 2x, last vs. Cornell, 12/29/19	
3-Point FG Attempted	2, vs. Central Conn., 12/20/19	2, vs. Central Conn., 12/20/19	
FT Made	--	--	
FT Attempted	--	--	
FT Attempted	5, vs. UMES, 11/5/19	5, vs. UMES, 11/5/19	4, at Ohio State, 12/7/19

Career Totals

Season	GP-GS	Min/Avg	Total		3-Point		FT-FTA		Rebounds		PF		DQ		A		T		B		S		Scoring	
			FG-FGA	Pct.	FG-FGA	Pct.	FT-FTA	Pct.	Off	Def	Total	Avg.											Pts.	Avg.
2019-20	4-0	6/1.5	2-4	.500	2-4	.500	0-0	.000	0	0	0	0.0	0	0	0	0	0	0	0	0	0	0	6	1.5
TOTAL	4-0	6/1.5	2-4	.500	2-4	.500	0-0	.000	0	0	0	0.0	0	0	0	0	0	0	0	0	0	6	1.5	

Career Big Ten Totals

Season	GP-GS	Min/Avg	Total		3-Point		FT-FTA		Rebounds		PF		DQ		A		T		B		S		Scoring	
			FG-FGA	Pct.	FG-FGA	Pct.	FT-FTA	Pct.	Off	Def	Total	Avg.											Pts.	Avg.

12 | IZAIHAH BROCKINGTON

	2019-20 Season	Career	Big Ten
Points	23, vs. Iowa, 1/4/20	23, vs. Iowa, 1/4/20	23, vs. Iowa, 1/4/20
Rebounds	7, at Georgetown, 11/14/19	7, at Georgetown, 11/14/19	3, vs. Maryland, 12/10/19
Assists	2, 2x, last vs. Cornell, 12/29/19	5, Maryland Eastern Shore, 11/20/17	1, 2x, last vs. Maryland, 12/10/19
Blocks	1, vs. Maryland, 12/10/19	1, 6x, last vs. Maryland, 12/10/19	1, vs. Maryland, 12/10/19
Steals	3, 2x, last vs. Maryland, 12/10/19	4, Maryland Eastern Shore, 11/20/17	3, 2x, last vs. Maryland, 12/10/19
Minutes	30, at Ohio State, 12/7/19	33, at St. Joseph's, 1/6/18	30, at Ohio State, 12/7/19
FG Made	9, vs. Iowa, 1/4/20	9, vs. Iowa, 1/4/20	9, vs. Iowa, 1/4/20
FG Attempted	15, vs. Iowa, 1/4/20	15, 2x, last vs. Iowa, 1/4/20	15, vs. Iowa, 1/4/20
3-Point FG Made	2, at Ohio State, 12/7/19	4, vs. TCU, 11/25/17	2, at Ohio State, 12/7/19
3-Point FG Attempted	5, at Ohio State, 12/7/19	8, 2x, last at St. Joseph's, 1/6/18	5, at Ohio State, 12/7/19
FT Made	5, vs. Iowa, 1/4/20	6, vs. TCU, 11/25/17	5, vs. Iowa, 1/4/20
FT Attempted	7, vs. Iowa, 1/4/20	9, vs. TCU, 11/25/17	7, vs. Iowa, 1/4/20

Career Totals

				Field Goals		3-Point		F-Throws		Rebounds				Scoring						
SEASON	TEAM	GP-GS	MIN/AVG	FG-FGA	FG%	3FG-FGA	3FG%	FT-FTA	FT%	OFF	DEF	TOT	AVG	PF-FO	AST	TO	BLK	STL	PTS	AVG
2017-18	SBU	34-1	396/11.6	52-118	.441	22-53	.415	21-39	.538	8	34	42	1.2	27-1	30	14	5	14	147	4.3
2019-20	PSU	14-0	306/21.8	57-115	.496	7-30	.233	30-41	.732	17	29	46	3.3	27-0	13	26	2	17	151	10.8
TOTAL FOR PSU		14-0	306/21.8	57-115	.496	7-30	.233	30-41	.732	17	29	46	3.3	27-0	13	26	2	17	151	10.8
TOTAL		48-1	702/14.6	109-233	.468	29-83	.349	51-80	.638	25	63	88	1.8	54-1	43	40	7	31	298	6.2

Career Big Ten Totals

Season	GP-GS	Min/Avg	Total		3-Point		FT-FTA		Rebounds		PF		DQ		A		T		B		S		Scoring	
			FG-FGA	Pct.	FG-FGA	Pct.	FT-FTA	Pct.	Off	Def	Total	Avg.											Pts.	Avg.
2019-20	3-0	79/26.3	21-40	.525	3-9	.333	11-15	.733	2	4	6	2.0	8	0	2	4	1	8				56	18.7	
TOTAL	3-0	79/26.3	21-40	.525	3-9	.333	11-15	.733	2	4	6	2.0	8	0	2	4	1	8				56	18.7	

NITTANY LIONS BESTS & CAREER TOTALS

15 | TRENT BUTTRICK

	2019-20 Season	Career	Big Ten
Points	8, vs. Central Conn., 12/20/19	13, at Alabama, 12/21/18	4, at Minnesota, 1/19/19
Rebounds	5, vs. Central Conn., 12/20/19	5, 3x, last vs. Central Conn., 12/20/19	3, Maryland, 2/27/19
Assists	1, vs. UMES, 11/5/19	1, 5x, last vs. UMES, 11/5/19	--
Blocks	1, vs. UMES, 11/5/19	3, North Florida, 11/9/18	1, vs. Nebraska (ot), 1/12/18
Steals	1, 2x, last vs. Central Conn., 12/20/19	1, 6x, last vs. Central Conn., 12/20/19	1, at Minnesota, 1/19/19
Minutes	15, vs. UMES, 11/5/19	20, 2x, last at Alabama, 12/21/18	10, at Michigan, 1/3/19
FG Made	1, 5x, last vs. Cornell, 12/29/19	5, at Alabama, 12/21/18	1, 3x, last at Ohio State, 12/7/19
FG Attempted	6, vs. UMES, 11/5/19	6, vs. UMES, 11/5/19	3, 2x, last vs. Wisconsin, 1/6/19
3-Point FG Made	1, 3x, last vs. Cornell, 12/29/19	3, at Alabama, 12/21/18	--
3-Point FG Attempted	5, vs. Central Conn., 12/20/19	5, vs. Central Conn., 12/20/19	3, at Maryland, 12/1/18
FT Made	5, vs. Central Conn., 12/20/19	5, vs. Central Conn., 12/20/19	2, at Minnesota, 1/19/19
FT Attempted	6, vs. Central Conn., 12/20/19	6, vs. Central Conn., 12/20/19	2, at Minnesota, 1/19/19

Career Totals

Season	GP-GS	Min/Avg	Total		3-Point		FT-FTA		Rebounds				PF	DQ	A	T	B	S	Scoring	
			FG-FGA	Pct.	FG-FGA	Pct.	Pct.	Off	Def	Total	Avg.	Pts.							Avg.	
2017-18	10-0	36/3.6	2-10	.200	1-5	.200	0-2	.000	3	7	10	1.0	7	0	0	7	1	0	5	0.5
2018-19	26-2	194/7.5	14-39	.359	8-28	.286	8-10	.800	11	20	31	1.2	29	0	4	4	7	4	44	1.7
2019-20	10-0	54/5.4	5-19	.263	3-13	.231	6-8	.750	8	6	14	1.4	4	0	1	4	1	2	19	1.9
TOTAL	46-2	284/6.2	21-68	.309	12-46	.261	14-20	.700	22	33	55	1.2	40	0	5	15	9	6	68	1.5

Career Big Ten Totals

Season	GP-GS	Min/Avg	Total		3-Point		FT-FTA		Rebounds				PF	DQ	A	T	B	S	Scoring	
			FG-FGA	Pct.	FG-FGA	Pct.	Pct.	Off	Def	Total	Avg.	Pts.							Avg.	
2017-18	1-0	2/2.0	0-2	.000	0-1	.000	0-0	.000	0	0	0	0.0	0	0	0	0	1	0	0	0.0
2018-19	15-1	63/4.2	2-15	.133	0-11	.000	3-3	1.000	4	9	13	0.9	11	0	0	1	0	1	7	0.5
2019-20	2-0	5/2.5	1-2	.500	0-0	.000	0-0	.000	1	0	1	0.5	1	0	0	0	0	0	2	1.0
TOTAL	18-1	70/3.9	3-19	.158	0-12	.000	3-3	1.000	5	9	14	0.8	12	0	0	1	1	1	9	0.5

2 | MYLES DREAD

	2019-20 Season	Career	Big Ten
Points	15, vs. UMES, 11/5/19	19, at DePaul (ot), 11/15/18 17, 2x, last Maryland, 2/27/19	17, 2x, last vs. Maryland, 2/27/19
Rebounds	7, vs. Iowa, 1/4/20	7, vs. Iowa, 1/4/20	7, vs. Iowa, 1/4/20
Assists	5, vs. Wagner, 11/9/19	5, 2x, last vs. Wagner, 11/9/19	4, 2x, last vs. Iowa, 1/4/20
Blocks	1, vs. UMES, 11/5/19	1, 6x, last vs. UMES, 11/5/19	1, 2x, last vs. Illinois, 3/10/19
Steals	2, 3x, last vs. Central Conn., 12/20/19	6, vs. Wright State, 11/20/18	2, vs. Maryland, 12/10/19
Minutes	34, vs. Cornell, 12/29/19	41, at DePaul (ot), 11/15/18 37, Jacksonville State, 11/12/18	36, 2x, last vs. Michigan, 2/12/19
FG Made	5, 2x, last at Georgetown, 11/14/19	7, at DePaul (ot), 11/15/18 6, North Florida, 11/9/18	5, 3x, last vs. Michigan, 2/12/19
FG Attempted	13, at Georgetown, 11/14/19	15, at DePaul (ot), 11/15/18 14, Rutgers, 1/26/19	14, Rutgers, 1/26/19
3-Point FG Made	5, vs. UMES, 11/5/19	5, 3x, last vs. UMES, 11/5/19	5, Michigan, 2/12/19
3-Point FG Attempted	11, at Georgetown, 11/14/19	11, at Georgetown, 11/14/19	10, Rutgers, 1/26/19
FT Made	6, 2x, last vs. Iowa, 1/4/20	6, 3x, last vs. Iowa, 1/4/20	6, 2x, last vs. Iowa, 1/4/20
FT Attempted	6, 2x, last vs. Iowa, 1/4/20	8, Maryland, 2/27/19	8, Maryland, 2/27/19

Career Totals

Season	GP-GS	Min/Avg	Total		3-Point		FT-FTA		Rebounds				PF	DQ	A	T	B	S	Scoring	
			FG-FGA	Pct.	FG-FGA	Pct.	Pct.	Off	Def	Total	Avg.	Pts.							Avg.	
2018-19	32-28	927/29.0	90-238	.378	67-188	.356	17-29	.586	19	72	91	2.8	68	0	40	25	5	20	264	8.3
2019-20	14-14	342/24.4	37-115	.322	30-98	.306	20-20	1.000	9	34	43	3.1	23	0	37	12	1	14	124	8.9
TOTAL	46-42	1269/27.6	127-353	.360	97-286	.339	37-49	.755	28	106	134	2.9	91	0	77	37	6	34	388	8.4

Career Big Ten Totals

Season	GP-GS	Min/Avg	Total		3-Point		FT-FTA		Rebounds				PF	DQ	A	T	B	S	Scoring	
			FG-FGA	Pct.	FG-FGA	Pct.	Pct.	Off	Def	Total	Avg.	Pts.							Avg.	
2018-19	20-19	595/29.8	56-148	.378	43-119	.361	14-22	.636	7	48	55	2.8	45	0	23	14	2	8	169	8.5
2019-20	3-3	83/27.7	8-26	.308	5-20	.250	10-10	1.000	3	7	10	3.3	3	0	7	1	0	4	31	10.3
TOTAL	23-22	678/29.5	64-174	.368	48-139	.345	24-32	.750	10	55	65	2.8	48	0	30	15	2	12	200	8.7

NITTANY LIONS BESTS & CAREER TOTALS

21 | JOHN HARRAR

	2019-20 Season	Career	Big Ten
Points	6, 2x, last vs. Bucknell, 11/19/19	9, Maryland, 2/27/19	9, Maryland, 2/27/19
Rebounds	7, vs. Yale, 11/23/19	12, vs. Utah-NIT, 3/29/18	6, 2x, last vs. Iowa, 1/4/20
Assists	3, 2x, last vs. Wake Forest, 12/4/19	3, 2x, last vs. Wake Forest, 12/4/19	2, 2x, last at Ohio State, 12/7/19
Blocks	2, vs. Maryland, 12/10/19	2, 3x last vs. Maryland, 12/10/19	2, vs. Maryland, 12/10/19
Steals	2, vs. Ole Miss, 11/27/19	3, 3x, last vs. Maryland, 2/27/19	3, 2x, last vs. Maryland, 2/27/19
Minutes	19, at Ohio State, 12/7/19	31, 2x, last at DePaul (ot), 11/15/18	24, Purdue (ot), 1/31/19
FG Made	3, at Georgetown, 11/14/19	4, Maryland, 2/27/19	4, Maryland, 2/27/19
FG Attempted	4, at Georgetown, 11/14/19	7, Maryland, 2/27/19	7, Maryland, 2/27/19
3-Point FG Made	--	--	--
3-Point FG Attempted	1, vs. UMES, 11/5/19	1, 2x, last time vs. UMES, 11/5/19	1, Wisconsin, 1/6/19
FT Made	4, vs. Bucknell, 11/19/19	4, 2x, last vs. Bucknell, 11/19/19	4, Illinois, 3/10/19
FT Attempted	6, vs. Bucknell, 11/19/19	6, 3x, last vs. Bucknell, 11/19/19	6, 2x, last vs. Illinois, 3/10/19

Career Totals

Season	GP-GS	Min/Avg	Total		3-Point		FT-FTA	Pct.	Rebounds			Avg.	PF	DQ	A	T	B	S	Scoring	
			FG-FGA	Pct.	FG-FGA	Pct.			Off	Def	Total								Pts.	Avg.
2017-18	27-8	195/7.2	18-33	.545	0-0	.000	6-11	.545	29	28	57	2.1	31	1	3	7	4	3	42	1.6
2018-19	32-18	513/16.0	38-69	.551	0-1	.000	33-56	.589	58	56	114	3.6	80	3	15	17	6	18	109	3.4
2019-20	14-0	182/13.0	12-19	.632	0-1	.000	13-20	.650	29	20	49	3.5	26	0	15	8	5	8	37	2.6
TOTAL	73-26	890/12.2	68-121	.562	0-2	.000	52-87	.598	116	104	220	3.0	137	4	33	32	15	29	188	2.6

Career Big Ten Totals

Season	GP-GS	Min/Avg	Total		3-Point		FT-FTA	Pct.	Rebounds			Avg.	PF	DQ	A	T	B	S	Scoring	
			FG-FGA	Pct.	FG-FGA	Pct.			Off	Def	Total								Pts.	Avg.
2017-18	10-0	37/3.7	2-2	1.000	0-0	.000	0-0	.000	1	1	2	0.2	7	0	0	1	1	0	4	0.4
2018-19	20-11	287/14.4	20-35	.571	0-1	.000	24-35	.686	31	29	60	3.0	51	2	6	7	1	11	64	3.2
2019-20	3-0	42/14.0	1-3	.333	0-0	.000	0-0	.000	5	5	10	3.3	4	0	3	2	2	2	2	0.7
TOTAL	33-11	366/11.1	23-40	.575	0-1	.000	24-35	.686	37	35	72	2.2	62	2	9	10	4	13	70	2.1

22 | GRANT HAZLE

	2019-20 Season	Career	Big Ten
Points	--	2, Morgan State, 12/21/16	--
Rebounds	--	1, UMBC, 12/29/18	--
Assists	--	--	--
Blocks	--	1, Ohio State, 2/15/18	1, Ohio State, 2/15/18
Minutes	--	2, Oral Roberts, 11/24/17	1, Ohio State, 2/15/18
FG Made	--	1, Morgan State, 12/21/16	--
FG Attempted	--	1, 2x, last at Iowa, 3/5/17	1, 2x, last at Iowa, 3/5/17
3-Point FG Made	--	--	--
3-Point FG Attempted	--	--	--
FT Made	--	--	--
FT Attempted	--	--	--

Career Totals

Season	GP-GS	Min/Avg	Total		3-Point		FT-FTA	Pct.	Rebounds			Avg.	PF	DQ	A	T	B	S	Scoring	
			FG-FGA	Pct.	FG-FGA	Pct.			Off	Def	Total								Pts.	Avg.
2016-17	5-0	2/0.4	1-2	.500	0-0	.000	0-0	.000	0	0	0	0.0	0	0	0	0	0	0	2	0.4
2017-18	3-0	3/1.0	0-0	.000	0-0	.000	0-0	.000	0	0	0	0.0	0	0	0	0	1	0	0	0.0
2018-19	1-0	1/1.0	0-0	.000	0-0	.000	0-0	.000	0	1	1	1.0	0	0	0	0	0	0	0	0.0
TOTAL	9-0	6/0.7	1-2	.500	0-0	.000	0-0	.000	0	1	1	0.1	0	0	0	0	1	0	2	0.2

Career Big Ten Totals

Season	GP-GS	Min/Avg	Total		3-Point		FT-FTA	Pct.	Rebounds			Avg.	PF	DQ	A	T	B	S	Scoring	
			FG-FGA	Pct.	FG-FGA	Pct.			Off	Def	Total								Pts.	Avg.
2016-17	2-0	1/0.5	0-1	.000	0-0	.000	0-0	.000	0	0	0	0.0	0	0	0	0	0	0	0	0.0
2017-18	1-0	0/0.0	0-0	.000	0-0	.000	0-0	.000	0	0	0	0.0	0	0	0	0	1	0	0	0.0
TOTAL	3-0	1/0.3	0-1	.000	0-0	.000	0-0	.000	0	0	0	0.0	0	0	0	0	1	0	0	0.0

NITTANY LIONS BESTS & CAREER TOTALS

4 | CURTIS JONES

	2019-20 Season	Career	Big Ten
Points	18, vs. Alabama, 12/14/19	23, vs. Central Arkansas, 12/21/18	16, vs. Iowa, 1/4/20
Rebounds	6, vs. Alabama, 12/14/19	6, 2x, last vs. Alabama, 12/14/19	5, at Wisconsin, 2/5/17
Assists	4, vs. Syracuse, 11/29/19	5, Mississippi Valley State, 11/27/16	3, vs. Iowa, 1/4/20
Blocks	2, vs. Iowa, 1/4/20	2, vs. Iowa, 1/4/20	2, vs. Iowa, 1/4/20
Steals	2, vs. UMEs, 11/5/19	2, 4x, last vs. UMEs, 11/5/19	1, vs. Maryland, 12/10/19
Minutes	26, vs. Syracuse, 11/29/19	37, at Texas Tech, 2/27/19	23, vs. Iowa, 1/4/20
FG Made	6, 2x, last vs. Iowa, 1/4/20	7, 2x, last vs. Kansas, 3/2/19	6, vs. Iowa, 1/4/20
FG Attempted	11, vs. Alabama, 12/14/19	14, vs. Central Arkansas, 12/21/18	9, vs. Iowa, 1/4/20
3-Point FG Made	4, vs. Iowa, 1/4/20	5, vs. Central Arkansas, 12/21/18	4, vs. Iowa, 1/4/20
3-Point FG Attempted	7, 2x, last at Ohio State, 12/7/19	10, vs. Central Arkansas, 12/21/18	7, at Ohio State, 12/7/19
FT Made	3, vs. Alabama, 12/14/19	6, vs. Central Arkansas, 12/21/18	2, 2x, last at Ohio State, 12/7/19
FT Attempted	3, vs. Alabama, 12/14/19	7, vs. Central Arkansas, 12/21/18	2, 3x, last at Ohio State, 12/7/19

Career Totals

SEASON	TEAM	GP-GS	MIN/AVG	Field Goals		3-Point		F-Throws		Rebounds				Scoring						
				FG-FGA	FG%	3FG-FGA	3FG%	FT-FTA	FT%	OFF	DEF	TOT	AVG	PF	FO	AST	TO	BLK	STL	PTS
2016-17	IND	33-1	371/11.2	38-108	.352	21-60	.350	18-25	.720	8	36	44	1.3	28-0	31	24	3	14	115	3.5
2017-18	IND	7-0	80/11.4	7-26	.269	4-18	.222	3-4	.750	1	8	9	1.3	2-0	3	2	2	3	21	3.0
2018-19	OSU	23-0	505/22.0	65-192	.339	38-117	.325	18-29	.621	11	59	70	3.0	23-0	23	14	0	10	186	8.1
2019-20	PSU	14-0	265/18.9	41-103	.398	21-63	.333	7-11	.636	4	27	31	2.2	19-0	19	8	5	6	110	7.9
TOTAL FOR PSU		14-0	265/18.9	41-103	.398	21-63	.333	7-11	.636	4	27	31	2.2	19-0	19	8	5	6	110	7.9
TOTAL		77-1	1221/15.9	151-429	.352	84-258	.326	46-69	.667	24	130	154	2.0	72-0	76	48	10	33	432	5.6

0 | MYREON JONES

	2019-20 Season	Career	Big Ten
Points	22, vs. Wake Forest, 12/4/19	22, vs. Wake Forest, 12/4/19	14, vs. Maryland, 12/10/19
Rebounds	10, vs. Syracuse, 11/29/19	10, vs. Syracuse, 11/29/19	3, 2x, last vs. Iowa, 1/4/20
Assists	6, 2x, last vs. Maryland, 12/10/19	6, 2x, last vs. Maryland, 12/10/19	6, vs. Maryland, 12/10/19
Blocks	1, vs. Central Conn., 12/20/19	1, vs. Central Conn., 12/20/19	--
Steals	4, vs. Yale, 11/23/19	4, vs. Yale, 11/23/19	2, 3x, last vs. Maryland, 12/10/19
Minutes	37, vs. Syracuse, 11/29/19	37, vs. Syracuse, 11/29/19	34, vs. Maryland, 12/10/19
FG Made	8, 2x, last vs. Central Conn., 12/20/19	8, 2x, last vs. Central Conn., 12/20/19	5, 2x, last vs. Maryland, 12/10/19
FG Attempted	15, vs. Maryland, 12/10/19	16, at Alabama, 12/21/18	15, vs. Maryland, 12/10/19
3-Point FG Made	5, at Georgetown, 11/14/19	5, at Georgetown, 11/14/19	2, 3x, last vs. Maryland, 12/10/19
3-Point FG Attempted	8, 3x, last vs. Central Conn., 12/20/19	8, 4x, last vs. Central Conn., 12/20/19	6, 2x, last vs. Iowa, 1/4/20
FT Made	5, 2x, last vs. Alabama, 12/14/19	5, 4x, last vs. Alabama, 12/14/19	5, Illinois, 3/10/19
FT Attempted	6, vs. Syracuse, 11/29/19	6, 2x, last vs. Syracuse, 11/29/19	6, Illinois, 3/10/19

Career Totals

Season	GP-GS	Min/Avg	Total		3-Point		FT-FTA	Pct.	Rebounds				PF	DQ	A	T	B	S	Scoring	
			FG-FGA	Pct.	FG-FGA	Pct.			Off	Def	Total	Avg.							Pts.	Avg.
2018-19	30-0	322/10.7	39-131	.298	18-65	.277	24-31	.774	4	26	30	1.0	16	0	15	14	0	15	120	4.0
2019-20	14-14	410/29.3	67-152	.441	32-80	.400	27-31	.871	7	35	42	3.0	24	0	42	22	1	19	193	13.8
TOTAL	44-14	732/16.6	106-283	.375	50-145	.345	51-62	.823	11	61	72	1.6	40	0	57	36	1	34	313	7.1

Career Big Ten Totals

Season	GP-GS	Min/Avg	Total		3-Point		FT-FTA	Pct.	Rebounds				PF	DQ	A	T	B	S	Scoring	
			FG-FGA	Pct.	FG-FGA	Pct.			Off	Def	Total	Avg.							Pts.	Avg.
2018-19	18-0	169/9.4	18-61	.295	8-32	.250	17-22	.773	2	14	16	0.9	10	0	6	7	0	7	61	3.4
2019-20	3-3	88/29.3	10-31	.323	5-17	.294	3-3	1.000	5	3	8	2.7	5	0	6	3	0	3	28	9.3
TOTAL	21-3	257/12.2	28-92	.304	13-49	.265	20-25	.800	7	17	24	1.1	15	0	12	10	0	10	89	4.2

NITTANY LIONS BESTS & CAREER TOTALS

14 | PATRICK KELLY

	2019-20 Season	Career	Big Ten
Points	--	--	--
Rebounds	--	--	--
Assists	--	--	--
Blocks	--	--	--
Steals	--	--	--
Minutes	--	--	--
FG Made	--	--	--
FG Attempted	--	--	--
3-Point FG Made	--	--	--
3-Point FG Attempted	--	--	--
FT Made	--	--	--
FT Attempted	--	--	--

Career Totals

Season	GP-GS	Min/Avg	Total FG-FGA	Pct.	3-Point FG-FGA	Pct.	FT-FTA	Pct.	Off	Def	Total	Avg.	PF	DQ	A	T	B	S	Scoring Pts.	Avg.
--------	-------	---------	--------------	------	----------------	------	--------	------	-----	-----	-------	------	----	----	---	---	---	---	--------------	------

1 | SETH LUNDY

	2019-20 Season	Career	Big Ten
Points	12, vs. Wagner, 11/9/19	12, vs. Wagner, 11/9/19	10, at Ohio State, 12/7/19
Rebounds	7, vs. Wagner, 11/9/19	7, vs. Wagner, 11/9/19	3, vs. Iowa, 1/4/20
Assists	2, vs. UMES, 11/5/19	2, vs. UMES, 11/5/19	1, vs. Iowa, 1/4/20
Blocks	2, vs. Ole Miss, 11/27/19	2, vs. Ole Miss, 11/27/19	1, at Ohio State, 12/7/19
Steals	1, 3x, last vs. Iowa, 1/4/20	1, 3x, last vs. Iowa, 1/4/20	1, vs. Iowa, 1/4/20
Minutes	21, at Ohio State, 12/7/19	21, at Ohio State, 12/7/19	21, at Ohio State, 12/7/19
FG Made	4, 2x, last vs. Syracuse, 11/29/19	4, 2x, last vs. Syracuse, 11/29/19	3, 2x, last vs. Iowa, 1/4/20
FG Attempted	8, vs. Syracuse, 11/29/19	8, vs. Syracuse, 11/29/19	6, vs. Iowa, 1/4/20
3-Point FG Made	2, 3x, last vs. Cornell, 12/29/19	2, 2x, last at Ohio State, 12/7/19	2, at Ohio State, 12/7/19
3-Point FG Attempted	4, vs. Cornell, 12/29/19	4, vs. Cornell, 12/29/19	3, at Ohio State, 12/7/19
FT Made	3, 2x, last vs. Bucknell, 11/19/19	3, 2x, last vs. Bucknell, 11/19/19	2, at Ohio State, 12/7/19
FT Attempted	5, vs. UMES, 11/5/19	5, vs. UMES, 11/5/19	4, at Ohio State, 12/7/19

Career Totals

Season	GP-GS	Min/Avg	Total FG-FGA	Pct.	3-Point FG-FGA	Pct.	FT-FTA	Pct.	Off	Def	Total	Avg.	PF	DQ	A	T	B	S	Scoring Pts.	Avg.
2019-20	14-0	143/10.2	18-41	.439	9-22	.409	11-16	.688	9	19	28	2.0	25	1	7	4	5	3	56	4.0
TOTAL	14-0	143/10.2	18-41	.439	9-22	.409	11-16	.688	9	19	28	2.0	25	1	7	4	5	3	56	4.0

Career Big Ten Totals

Season	GP-GS	Min/Avg	Total FG-FGA	Pct.	3-Point FG-FGA	Pct.	FT-FTA	Pct.	Off	Def	Total	Avg.	PF	DQ	A	T	B	S	Scoring Pts.	Avg.
2019-20	3-0	33/11.0	6-10	.600	3-5	.600	2-4	.500	2	2	4	1.3	3	0	1	0	1	1	17	5.7
TOTAL	3-0	33/11.0	6-10	.600	3-5	.600	2-4	.500	2	2	4	1.3	3	0	1	0	1	1	17	5.7

NITTANY LIONS BESTS & CAREER TOTALS

10 | KYLE McCLOSKEY

	2019-20 Season	Career	Big Ten
Points	2, vs. Wake Forest, 12/4/19	3, 3x, last at Northwestern, 2/4/19	3, 3x, last at Northwestern, 2/4/19
Rebounds	1, 2x, last vs. Cornell, 12/29/19	3, Michigan State, 1/13/19	3, Michigan State, 1/13/19
Assists	1, vs. Central Conn., 12/20/19	1, 4x, vs. Central Conn., 12/20/19	1, 3x, last vs. Nebraska, 2/19/19
Blocks	--	1, 2x, last vs. Purdue (ot), 1/31/19	1, 2x, last vs. Purdue (ot), 1/31/19
Steals	--	1, at Northwestern, 2/4/19	1, at Northwestern, 2/4/19
Minutes	8, vs. UMES, 11/5/19	18, Michigan State, 1/13/19	18, Michigan State, 1/13/19
FG Made	1, vs. Wake Forest, 12/4/19	1, 6x, last vs. Wake Forest, 12/4/19	1, 4x, last at Northwestern, 2/4/19
FG Attempted	2, 2x, last vs. Central Conn., 12/20/19	2, 6x, last vs. Central Conn., 12/20/19	2, 3x, last vs. Rutgers, 1/26/19
3-Point FG Made	--	1, 2x, last at Minnesota, 1/19/19	1, 2x, last at Minnesota, 1/19/19
3-Point FG Attempted	1, 4x, last vs. Central Conn., 12/20/19	2, Iowa, 1/16/19	2, Iowa, 1/16/19
FT Made	--	1, 2x, last at Northwestern, 2/4/19	1, 2x, last at Northwestern, 2/4/19
FT Attempted	2, vs. UMES, 11/5/19	4, at Northwestern, 2/4/19	4, at Northwestern, 2/4/19

Career Totals

Season	GP-GS	Min/Avg	Total		3-Point		FT-FTA	Pct.	Rebounds				PF	DQ	A	T	B	S	Scoring	
			FG-FGA	Pct.	FG-FGA	Pct.			Off	Def	Total	Avg.							Pts.	Avg.
2018-19	11-0	82/7.5	5-12	.417	2-6	.333	2-6	.333	7	4	11	1.0	4	0	3	2	2	1	14	1.3
2019-20	7-0	25/3.6	1-7	.143	0-4	.000	0-3	.000	0	2	2	0.3	2	0	1	2	0	0	2	0.3
TOTAL	18-0	107/5.9	6-19	.316	2-10	.200	2-9	.222	7	6	13	0.7	6	0	4	4	2	1	16	0.9

Career Big Ten Totals

Season	GP-GS	Min/Avg	Total		3-Point		FT-FTA	Pct.	Rebounds				PF	DQ	A	T	B	S	Scoring	
			FG-FGA	Pct.	FG-FGA	Pct.			Off	Def	Total	Avg.							Pts.	Avg.
2018-19	10-0	79/7.9	4-10	.400	2-6	.333	2-6	.333	5	4	9	0.9	4	0	3	2	2	1	12	1.2
2019-20	1-0	2/2.0	0-1	.000	0-0	.000	0-1	.000	0	0	0	0.0	0	0	0	0	0	0	0	0.0
TOTAL	11-0	81/7.4	4-11	.364	2-6	.333	2-7	.286	5	4	9	0.8	4	0	3	2	2	1	12	1.1

20 | TAYLOR NUSSBAUM

	2019-20 Season	Career	Big Ten
Points	1, vs. UMES, 11/5/19	1, vs. UMES, 11/5/19	--
Rebounds	2, vs. Central Conn., 12/20/19	2, vs. Central Conn., 12/20/19	--
Assists	1, vs. Central Conn., 12/20/19	1, vs. Central Conn., 12/20/19	--
Blocks	--	--	--
Steals	1, vs. Central Conn., 12/20/19	1, vs. Central Conn., 12/20/19	--
Minutes	3, vs. Central Conn., 12/20/19	3, vs. Central Conn., 12/20/19	--
FG Made	--	--	--
FG Attempted	1, vs. Central Conn., 12/20/19	1, vs. Central Conn., 12/20/19	--
3-Point FG Made	--	--	--
3-Point FG Attempted	1, vs. Central Conn., 12/20/19	1, vs. Central Conn., 12/20/19	--
FT Made	1, vs. UMES, 11/5/19	1, vs. UMES, 11/5/19	--
FT Attempted	2, vs. UMES, 11/5/19	2, vs. UMES, 11/5/19	--

Career Totals

Season	GP-GS	Min/Avg	Total		3-Point		FT-FTA	Pct.	Rebounds				PF	DQ	A	T	B	S	Scoring	
			FG-FGA	Pct.	FG-FGA	Pct.			Off	Def	Total	Avg.							Pts.	Avg.
2017-18	2-0	2/1.0	0-0	.000	0-0	.000	0-0	.000	0	0	0	0.0	0	0	0	0	0	0	0	0.0
2018-19	1-0	1/1.0	0-0	.000	0-0	.000	0-0	.000	0	0	0	0.0	1	0	0	0	0	0	0	0.0
2019-20	4-0	6/1.5	0-1	.000	0-1	.000	1-2	.500	2	1	3	0.8	0	0	1	0	0	1	1	0.3
TOTAL	7-0	9/1.3	0-1	.000	0-1	.000	1-2	.500	2	1	3	0.4	1	0	1	0	0	1	1	0.1

NITTANY LIONS BESTS & CAREER TOTALS

11 | LAMAR STEVENS

	2019-20 Season	Career	Big Ten
Points	27, vs. Bucknell, 11/19/19	30, 2x, last at Marquette-NIT, 3/20/18	30, Northwestern, 1/5/18
Rebounds	13, vs. Yale, 11/23/19	13, vs. Yale, 11/23/19	12, 2x, last vs. Michigan, 2/12/19
Assists	6, vs. Alabama, 12/14/19	6, 4x, last vs. Alabama, 12/14/19	6, at Northwestern, 2/4/19
Blocks	5, vs. Alabama, 12/14/19	5, vs. Alabama, 12/14/19	4, Iowa, 2/3/18
Steals	4, 2x, last vs. Wake Forest, 12/4/19	4, 2x, last vs. Wake Forest, 12/4/19	3, 4x, last at Rutgers, 3/6/19
Minutes	39, vs. Alabama, 12/14/19	45, at Minnesota (ot), 3/14/19	43, Purdue (ot), 1-31/19
FG Made	11, vs. Bucknell, 11/19/19	14, 2x, last at Marquette-NIT, 3/20/18	14, Northwestern, 1/5/18 - BJC record
FG Attempted	17, vs. Yale, 11/23/19	25, last at Minnesota (ot), 3/14/19	24, 2x, last at Rutgers, 3/6/19
3-Point FG Made	2, 3x, last vs. Maryland, 12/10/19	4, vs. Utah-NIT, 3/29/18	3, at Minnesota, 1/19/19
3-Point FG Attempted	5, 2x, last at Georgetown, 11/14/19	6, 2x, last at Alabama, 12/21/18	5, 3x, last vs. Nebraska, 2/19/19
FT Made	7, 2x, last vs. Syracuse, 11/29/19	14, Purdue (ot), 1/31/19	14, Purdue (ot), 1/31/19
FT Attempted	9, vs. Alabama, 12/14/19	17, Purdue (ot), 1/31/19	17, Purdue (ot), 1/31/19

Career Totals

Season	GP-GS	Min/Avg	Total		3-Point		FT-FTA	Pct.	Rebounds			PF	DQ	A	T	B	S	Scoring		
			FG-FGA	Pct.	FG-FGA	Pct.			Off	Def	Total							Avg.	Pts.	Avg.
2016-17	33-33	918/27.8	148-345	.429	11-32	.344	112-146	.767	54	129	183	5.5	90	3	55	74	21	27	419	12.7
2017-18	39-39	1290/33.1	231-497	.465	30-94	.319	112-161	.696	54	178	232	5.9	93	3	74	87	43	24	604	15.5
2018-19	32-32	1180/36.9	230-545	.422	20-91	.220	157-204	.770	53	192	245	7.7	83	0	66	89	26	22	637	19.9
2019-20	14-14	401/28.6	84-181	.464	10-42	.238	51-75	.680	24	74	98	7.0	39	1	36	35	17	21	229	16.4
TOTAL	118-118	3789/32.1	693-1568	.442	71-259	.274	432-586	.737	185	573	758	6.4	305	7	231	285	107	94	1889	16.0

Career Big Ten Totals

Season	GP-GS	Min/Avg	Total		3-Point		FT-FTA	Pct.	Rebounds			PF	DQ	A	T	B	S	Scoring		
			FG-FGA	Pct.	FG-FGA	Pct.			Off	Def	Total							Avg.	Pts.	Avg.
2016-17	18-18	520/28.9	81-200	.405	8-23	.348	55-80	.688	24	77	101	5.6	51	2	27	48	8	17	225	12.5
2017-18	18-18	627/34.8	116-232	.500	17-51	.333	37-62	.597	22	76	98	5.4	45	2	25	41	21	13	286	15.9
2018-19	20-20	746/37.3	144-344	.419	13-54	.241	98-128	.766	32	120	152	7.6	52	0	40	52	17	16	399	20.0
2019-20	3-3	79/26.3	15-32	.469	3-8	.375	9-14	.643	3	14	17	5.7	13	1	6	7	2	3	42	14.0
TOTAL	59-59	1972/33.4	356-808	.441	41-136	.301	199-284	.701	81	287	368	6.2	161	5	98	148	48	49	952	16.1

24 | MIKE WATKINS

	2019-20 Season	Career	Big Ten
Points	19, vs. Cornell, 12/29/19	22, Wisconsin, 12/4/17	22, Wisconsin, 12/4/17
Rebounds	16, 2x, last vs. Wake Forest, 12/4/19	19, Rutgers, 1/27/18	19, Rutgers, 1/27/18
Assists	2, 2x, last vs. Cornell, 12/29/19	4, St. John's, 12/18/16	3, Ohio State, 2/15/18
Blocks	8, vs. Ole Miss, 11/27/19	8, 3x, last vs. Ole Miss, 11/27/19	7, Wisconsin, 12/4/17
Steals	4, vs. Ole Miss, 11/27/19	4, vs. Ole Miss, 11/27/19	3, Maryland, 2/7/18
Minutes	31, vs. Syracuse, 11/29/19	39, 2x, last vs. Nebraska (ot), 1/12/18	39, 2x, last vs. Nebraska (ot), 1/12/18
FG Made	9, 2x, last vs. Cornell, 12/29/19	10, Minnesota (ot), 1/15/18	10, Minnesota (ot), 1/15/18
FG Attempted	13, vs. Syracuse, 11/29/19	14, 2x, last vs. Minnesota (ot), 1/15/18	14, 2x, last vs. Minnesota (ot), 1/15/18
3-Point FG Made	--	--	--
3-Point FG Attempted	1, 2x, last vs. Alabama, 12/14/19	1, 3x, last vs. Alabama, 12/14/19	1, 2x, last vs. Maryland, 12/10/19
FT Made	5, vs. Syracuse, 11/29/19	8, Northwestern, 1/5/18	8, Northwestern, 1/5/18
FT Attempted	10, vs. Syracuse, 11/29/19	11, Northwestern, 1/5/18	11, Northwestern, 1/5/18

Career Totals

Season	GP-GS	Min/Avg	Total		3-Point		FT-FTA	Pct.	Rebounds			PF	DQ	A	T	B	S	Scoring		
			FG-FGA	Pct.	FG-FGA	Pct.			Off	Def	Total							Avg.	Pts.	Avg.
2016-17	33-24	786/23.8	128-217	.590	0-0	.000	63-98	.643	82	185	267	8.1	83	0	20	43	90	25	319	9.7
2017-18	29-28	764/26.3	146-213	.685	0-1	.000	58-95	.611	58	200	258	8.9	70	1	20	49	68	28	350	12.1
2018-19	27-14	561/20.8	88-157	.561	0-0	.000	34-76	.447	60	140	200	7.4	61	1	13	33	41	17	210	7.8
2019-20	14-14	326/23.3	64-105	.610	0-2	.000	21-40	.525	39	87	126	9.0	30	1	9	22	49	15	149	10.6
TOTAL	103-80	2437/23.7	426-692	.616	0-3	.000	176-309	.570	239	612	851	8.3	244	3	62	147	248	85	1028	10.0

Career Big Ten Totals

Season	GP-GS	Min/Avg	Total		3-Point		FT-FTA	Pct.	Rebounds			PF	DQ	A	T	B	S	Scoring		
			FG-FGA	Pct.	FG-FGA	Pct.			Off	Def	Total							Avg.	Pts.	Avg.
2016-17	18-9	412/22.9	62-101	.614	0-0	.000	34-55	.618	44	98	142	7.9	49	0	12	17	37	13	158	8.8
2017-18	17-16	469/27.6	91-130	.700	0-1	.000	36-62	.581	38	117	155	9.1	45	1	10	29	29	17	218	12.8
2018-19	20-9	413/20.7	64-111	.577	0-0	.000	22-54	.407	43	98	141	7.1	44	1	8	24	33	11	150	7.5
2019-20	3-3	69/23.0	12-24	.500	0-1	.000	1-3	.333	7	11	18	6.0	12	1	1	4	8	1	25	8.3
TOTAL	58-37	1363/23.5	229-366	.626	0-2	.000	93-174	.534	132	324	456	7.9	150	3	31	74	107	42	551	9.5

NITTANY LIONS BESTS & CAREER TOTALS

5 | JAMARI WHEELER

	2019-20 Season	Career	Big Ten
Points	10, 2x, last vs. Bucknell, 11/19/19	14, Oral Roberts, 11/24/17	9, 2x, last at Illinois, 2/23/19
Rebounds	7, vs. vs. Syracuse, 11/29/19	8, Indiana, 12/4/18	8 vs. Indiana, 12/4/18
Assists	7, vs. Central Conn., 12/20/19	9, Illinois, 3/10/19	9, Illinois, 3/10/19
Blocks	1, 2x, last vs. Maryland, 12/10/19	2, at Indiana, 1/9/18	2, at Indiana, 1/9/18
Steals	4, 3x, last vs. Yale, 11/23/19	6, at George Mason, 12/17/17	5, at Ohio State, 2/7/19
Minutes	34, vs. Syracuse, 11/29/19	43, at Minnesota (ot), 3/14/19	35, at Wisconsin, 3/2/19
FG Made	5, vs. Bucknell, 11/19/19	6, 2x, last at Minnesota (ot), 3/14/19	4, Nebraska, 2/19/19
FG Attempted	5, 3x, last vs. Iowa, 1/4/20	9, 2x, last at Minnesota (ot), 3/14/19	7, 2x, last vs. Nebraska, 2/19/19
3-Point FG Made	2, vs. Wagner, 11/9/19	2, 2x, last vs. Wagner, 11/9/19	1, 3x, last vs. Purdue (ot), 1/31/19
3-Point FG Attempted	2, vs. Wagner, 11/9/19	4, Virginia Tech, 11/27/18	3, 3x, last vs. Iowa, 1/16/19
FT Made	2, 5x, vs. Central Conn., 12/20/19	3, 3x, last at Illinois, 2/23/19	3, at Illinois, 2/23/19
FT Attempted	6, vs. Wagner, 11/9/19	6, 2x, last vs. Wagner, 11/9/19	4, 3x, last vs. Ohio State, 12/7/19

Career Totals

Season	GP-GS	Min/Avg	Total		3-Point		FT-FTA	Pct.	Rebounds				PF	DQ	A	T	B	S	Scoring	
			FG-FGA	Pct.	FG-FGA	Pct.			Off	Def	Total	Avg.							Pts.	Avg.
2017-18	39-3	562/14.4	31-89	.348	4-28	.143	12-27	.444	30	42	72	1.8	68	2	56	36	3	52	78	2.0
2018-19	32-25	744/23.3	45-109	.413	6-33	.182	18-35	.514	39	68	107	3.3	91	3	89	43	2	47	114	3.6
2019-20	14-14	333/23.8	22-41	.537	3-9	.333	10-18	.556	9	32	41	2.9	29	0	41	27	2	25	57	4.1
TOTAL	85-42	1639/19.3	98-239	.410	13-70	.186	40-80	.500	78	142	220	2.6	188	5	186	106	7	124	249	2.9

Career Big Ten Totals

Season	GP-GS	Min/Avg	Total		3-Point		FT-FTA	Pct.	Rebounds				PF	DQ	A	T	B	S	Scoring	
			FG-FGA	Pct.	FG-FGA	Pct.			Off	Def	Total	Avg.							Pts.	Avg.
2017-18	18-3	231/12.8	9-34	.265	0-11	.000	3-5	.600	13	17	30	1.7	21	0	28	13	2	15	21	1.2
2018-19	20-16	468/23.4	23-64	.359	3-19	.158	11-18	.611	24	40	64	3.2	50	1	66	30	1	34	60	3.0
2019-20	3-3	73/24.3	4-10	.400	0-2	.000	2-4	.500	3	2	5	1.7	7	0	9	4	1	3	10	3.3
TOTAL	41-22	772/18.8	36-108	.333	3-32	.094	16-27	.593	40	59	99	2.4	78	1	103	47	4	52	91	2.2

2019-20 PENN STATE STATISTICS

RECORD:	OVERALL	HOME	AWAY	NEUTRAL
ALL GAMES	2-1	1-0	0-1	1-0
CONFERENCE	2-1	1-0	0-1	1-0
NON-CONFERENCE	0-0	0-0	0-0	0-0

#	Player	gp-gs	min	avg	Total		3-Point		F-Throw		Rebounds				pf	dq	a	to	blk	stl	pts	avg
					fg-fga	fg%	3fg-fga	3fg%	ft-fta	ft%	off	def	tot	avg								
12	Brockington, Izaiah	3-0	79	26.3	21-40	.525	3-9	.333	11-15	.733	2	4	6	2.0	8	0	2	4	1	8	56	18.7
11	Stevens, Lamar	3-3	79	26.3	15-32	.469	3-8	.375	9-14	.643	3	14	17	5.7	13	1	6	7	2	3	42	14.0
02	Dread, Myles	3-3	83	27.7	8-26	.308	5-20	.250	10-10	1.000	3	7	10	3.3	3	0	7	1	0	4	31	10.3
00	Jones, Myreon	3-3	88	29.3	10-31	.323	5-17	.294	3-3	1.000	5	3	8	2.7	5	0	6	3	0	3	28	9.3
04	Jones Jr., Curtis	3-0	47	15.7	9-20	.450	6-14	.429	2-2	1.000	0	5	5	1.7	1	0	4	0	3	1	26	8.7
24	Watkins, Mike	3-3	69	23.0	12-24	.500	0-1	.000	1-3	.333	7	11	18	6.0	12	1	1	4	8	1	25	8.3
01	Lundy, Seth	3-0	33	11.0	6-10	.600	3-5	.600	2-4	.500	2	2	4	1.3	3	0	1	0	1	1	17	5.7
05	Wheeler, Jamari	3-3	73	24.3	4-10	.400	0-2	.000	2-4	.500	3	2	5	1.7	7	0	9	4	1	3	10	3.3
15	Buttrick, Trent	2-0	5	2.5	1-2	.500	0-0	.000	0-0	.000	1	0	1	0.5	1	0	0	0	0	0	2	1.0
21	Harrar, John	3-0	42	14.0	1-3	.333	0-0	.000	0-0	.000	5	5	10	3.3	4	0	3	2	2	2	2	0.7
10	McCloskey, Kyle	1-0	2	2.0	0-1	.000	0-0	.000	0-1	.000	0	0	0	0.0	0	0	0	0	0	0	0	0.0
Team											5	8	13				2					
Total.....		3	600		87-199	.437	25-76	.329	40-56	.714	36	61	97	32.3	57	2	39	27	18	26	239	79.7
Opponents.....		3	600		81-176	.460	33-75	.440	66-85	.776	40	88	128	42.7	50	1	40	44	10	13	261	87.0

TEAM STATISTICS	PSU	OPP	Date	Opponent	Score	Att.
SCORING	239	261	* 12/07/19	at Ohio St.	L 74-106	12901
Points per game	79.7	87.0	* 12/10/19	MARYLAND	w 76-69	8643
Scoring margin	-7.3	-	* 01/04/20	vs Iowa	w 89-86	7881
FIELD GOALS-ATT	87-199	81-176	* - Conference game			
Field goal pct	.437	.460				
3 POINT FG-ATT	25-76	33-75				
3-point FG pct	.329	.440				
3-pt FG made per game	8.3	11.0				
FREE THROWS-ATT	40-56	66-85				
Free throw pct	.714	.776				
F-Throws made per game	13.3	22.0				
REBOUNDS	97	128				
Rebounds per game	32.3	42.7				
Rebounding margin	-10.3	-				
ASSISTS	39	40				
Assists per game	13.0	13.3				
TURNOVERS	27	44				
Turnovers per game	9.0	14.7				
Turnover margin	+5.7	-				
Assist/turnover ratio	1.4	0.9				
STEALS	26	13				
Steals per game	8.7	4.3				
BLOCKS	18	10				
Blocks per game	6.0	3.3				
ATTENDANCE	8643	20782				
Home games-Avg/Game	1-8643	1-12901				
Neutral site-Avg/Game	-	1-7881				

Score by Periods	1st	2nd	Totals
Penn State	114	125	239
Opponents	114	147	261

POINT DIFFERENTIAL																														
W	1										1																			
MARGIN	1	2	3	4	5	6	7	8	9	10	11	12	13	14	15	16	17	18	19	20	21	22	23	24	25	26	27	28	29	30*
L	1																													

2019-20 PENN STATE TV/RADIO ROSTER



0

MYREON JONES
SO. | G | 6-3 | 175
BIRMINGHAM, ALA.



1

SETH LUNDY
FR. | F | 6-6 | 211
KAUNAS, LITHUANIA



2

MYLES DREAD
SO. | G | 6-4 | 215
DETROIT, MICH.



4

CURTIS JONES JR.
GR. | G | 6-4 | 180
RICHMOND, VA.



5

JAMARI WHEELER
JR. | G | 6-1 | 170
LIVE OAK, FLA.



10

KYLE McCLOSKEY
SO. | G | 6-5 | 212
LOWER GWYNEDD, PA.




11

LAMAR STEVENS
SR. | F | 6-8 | 221
PHILADELPHIA, PA.



12

IZAIAH BROCKINGTON
R-SO. | G | 6-4 | 200
PHILADELPHIA, PA.



14

PATRICK KELLY
FR. | F | 6-7 | 202
RALEIGH, N.C.



20

TRENT BUTTRICK
JR. | F | 6-8 | 240
BLOOMSBURG, PA.



20

TAYLOR NUSSBAUM
JR. | G | 6-2 | 175
SOUTH SALEM, N.Y.



21

JOHN HARRAR
JR. | F | 6-9 | 240
WALLINGFORD, PA.



22

GRANT HAZLE
SR. | F | 6-6 | 194
KINGWOOD, TEXAS



24

MIKE WATKINS
SR. | F | 6-9 | 254
PHILADELPHIA, PA.



33

STEPHEN BEATTIE
SR. | G | 6-2 | 180
BOALSBURG, PA.



PATRICK CHAMBERS
HEAD COACH
NINTH SEASON




KEITH URGO
ASSOCIATE HEAD COACH
NINTH SEASON



JIM FERRY
ASSISTANT COACH
THIRD SEASON



KEVIN FREEMAN
ASSISTANT COACH
SECOND SEASON



ROSS CONDON
DIRECTOR OF OPERATIONS
NINTH SEASON




DAVID CAPORALETTI
DIRECTOR OF
PLAYER DEVELOPMENT
NINTH SEASON



NICHOLAS COLELLA
DIR. OF RECRUITING
FIFTH SEASON



JONATHAN SALAZER
ATHLETIC TRAINER
24TH SEASON



GREG MISKINIS
PERFORMANCE COACH
SEVENTH SEASON



DR. GREG BILLY
TEAM PHYSICIAN
NINTH SEASON

