

# 2019-20 PENN STATE BASKETBALL

**GAME**  
**14**

vs. No. 23/25 IOWA  
January 4, 2020 | 2 p.m. ET  
BTN  
The Palestra (8,722)

## 2019-20 SCHEDULE

Date	Opponent	Time
------	----------	------

### NOVEMBER

5	Tue. UMES	W, 84-64
9	Sat. WAGNER	W, 91-64
14	Thur. at Georgetown	W, 81-66

#### NIT SEASON TIP-OFF – UNIVERSITY PARK

19	Tue. BUCKNELL	W, 98-70
23	Sat. YALE	W, 58-56

#### NIT SEASON TIP-OFF – BARCLAYS CENTER

27	Wed. Ole Miss	L, 72-74
29	Fri. Syracuse	W, 85-64

### DECEMBER

#### B1G/ACC CHALLENGE

4	Wed. WAKE FOREST	W, 76-54
7	Sat. * at 6/6 Ohio State	L, 74-106
10	Tues. * 4/4 MARYLAND	W, 76-69
14	Sat. ALABAMA	W, 73-71
20	Fri. CENTRAL CONN ST.	W, 87-58
29	Sun. CORNELL	W, 90-59

### JANUARY

4	Sat. * vs. Iowa	2 p.m.	BTN
at The Palestra/Philadelphia			
7	Tues. * at Rutgers	7 p.m.	BTN
11	Sat. * WISCONSIN	2:15 p.m.	BTN
15	Wed. * at Minnesota	9 p.m.	BTN
18	Sat. * OHIO STATE	Noon	ESPN/2U
22	Wed. * at Michigan	7 p.m.	BTN
29	Wed. * INDIANA	8:30 p.m.	BTN

### FEBRUARY

1	Sat. * at Nebraska	7 p.m.	BTN
4	Tues. * at Michigan State	8 p.m.	BTN
8	Sat. * MINNESOTA	4 p.m.	BTN
11	Tues. * at Purdue	6:30 p.m.	BTN
15	Sat. * NORTHWESTERN	Noon	BTN
18	Tues. * ILLINOIS	6:30 p.m.	FS1
23	Sun. * at Indiana	Noon	FS1
26	Wed. * RUTGERS	7 p.m.	BTN
29	Sat. * at Iowa	Noon	BTN

### MARCH

3	Tues. * MICHIGAN STATE	7 p.m.	ESPN/2
7	Sat. * at Northwestern	4 p.m.	BTN
Wed.-Sun	BIG TEN TOURNAMENT	BTN/CBS	
11-15	Indianapolis, Ind.		

Rankings Associated Press / Coaches  
All Times Eastern

HOME GAMES in CAPS | \* Big Ten game

## #23 | IOWA HAWKEYES

**Coach:** Fran McCaffery (Penn, 1982)  
**Record at Iowa:** 184-135 (10th season)  
**Career Record:** 435-312 (24th season)  
**2019-20 Record:** 10-3, 1-1 Big Ten  
**Top Scorers**  
#55 Luka Garza, Jr., C – 21.6 ppg  
**Top Rebounder**  
#55 Luka Garza, Jr., C – 10.0 rpg  
**Top Assists Leader**  
#30 Connor McCaffery, R-So., G – 3.7 apg

## #21 | PENN STATE NITTANY LIONS

**Coach:** Patrick Chambers (Philadelphia, 1994)  
**Penn State Record:** 138-142 (Ninth season)  
**Career Record:** 180-170 (11th season)  
**2019-20 Record:** 11-2, 1-1 Big Ten  
**Top Scorer**  
#11 Lamar Stevens, Sr., F – 16.4 ppg  
**Top Rebounder**  
#24 Mike Watkins, Sr., F – 9.4 rpg  
**Top Assists Leader**  
#0 Myreon Jones, So., G – 3.2 apg

## LAST GAME STARTERS

#	NAME	POS.	ELG.	PTS	REB	STAT VS. CORNELL	NOTES
11	Lamar Stevens	F	Sr.	16.4	7.2	19 pts, 10 in 1st 8 min	117 consec starts, 98 gms w/10+, #4 PS career pts
24	Mike Watkins	F	Sr.	11.2	9.4	19 pts, 10 reb, 9-10 FG	31st car dbl-dbl vs Cornell, tied FG% record 9-10
0	Myreon Jones	G	So.	14.5	3.0	18 pts, 3 3FG, 2 a, 3 stl	PSU #2 scorer; 10 10+ gms in 19-20; 3 20+ car gms
2	Myles Dread	G	So.	8.5	2.8	4a, 2-2 FT (14 straight)	B1G single-game best 83.3 3FG% (5-6) vs. UMES
5	Jamari Wheeler	G	Jr.	4.1	3.1	played 8 min, back Sat	Tied for B1G lead with 23 stls/1.8 spg, 122 car stls

## STAT COMPARISON

I	STATS	PSU
80.8	Scoring Average	80.4
68.9	Opponent Scoring Average	65.9
46.0	Field-Goal Percentage	45.4
41.9	Opponent Field-Goal Percentage	38.6
8.2	3-Pointers Per Game	8.4
36.2	3-Point Field Goal Percentage	32.0
30.9	Opponent 3-Point Field Goal %	34.1
71.9	Free Throw Percentage	69.2
37.8	Rebounds Per Game	41.5
34.6	Opponent Rebounds Per Game	36.5
18.2	Assists Per Game	16.1
11.8	Turnovers Per Game	13.0
3.4	Blocks Per Game	6.4
7.2	Steals Per Game	9.2

## SERIES RECORD

Penn State and Iowa have faced each other in The Palestra on one other occasion – the first game of the 1961 Quaker City Classic, a 67-48 Iowa win. The next meeting between the Nittany Lions and the Hawkeyes, more than 30 years later, was as Big Ten foes on Feb. 22, 1993.

**Series streak:** Iowa, W1

**Overall series:** Iowa leads 30-17

**Neutral site:** Iowa leads 3-1

**last neutral site:** BTT 3/12/15, Chicago 67-58 PSU

**Last game:** at University Park, Pa.

No. 23 Iowa 89, Penn State 82, 1/16/2019

**Chambers vs. Iowa:** 5-8

*The complete series list is on page 8 of these notes.*

## BROADCAST INFO

**WATCH:** BTN & Fox Sports Go mobile app  
Dave Revsine (pxp), Stephen Bardo (analyst)  
& Olivia Dekker (reporter)

**LISTEN:** Penn State Sports Network  
Steve Jones (pxp) & Dick Jerardi (analyst)

**Affiliates:** GoPSUsports.com/affiliates1920

**Listen online:** GoPSUsports.com/lionvision

**SiriusXM Channels | XM 372 | Internet 372**

## NITTANY LIONS' RECORD

	Overall	H	A	N	OT
Overall	11-2	9-0	1-1	1-1	–
Big Ten	1-1	1-0	0-1	0-0	–
November	6-1	4-0	1-0	1-1	–
December	5-1	5-0	0-1	–	–
January	0-0	0-0	0-0	0-0	–
February	0-0	0-0	0-0	–	–
March	0-0	0-0	0-0	0-0	–

### STREAKS:

**Overall** Last Win: 12/29 vs. Cornell (90-59)  
**W4** Last Loss: 12/7 at #6 Ohio State (74-106)  
**Home** Last Win: 12/29 vs. Cornell (90-59)  
**W13** Last Loss: 1/31 vs. #17 Purdue (90-99 ot)  
**Away** Last Win: 11/14 at Georgetown (81-66)  
**L1** Last Loss: 12/7 at #6 Ohio State (74-106)  
**Neutral** Last Win: 11/29 vs. Syracuse (85-64)  
**W1** Last Loss: 11/27 vs. Ole Miss (72-74)  
**B1G** Last Win: 12/10 vs. #4 Maryland (76-69)  
**W1** Last Loss: 12/7 at #6 Ohio State (74-106)

## STARTING 5

Both Penn State coach Patrick Chambers and Iowa coach Fran McCaffery are products of the Philadelphia area and were point guards for local universities. Chambers is the all-time assists leader at Philadelphia Univ. for coach Herb Magee and McCaffery was a three-year letterwinner at Penn.

The Nittany Lions are 3-1 under coach Patrick Chambers in games played in The Palestra and have won three straight. PSU is 23-36 overall at The Palestra, winning 12 of its last 19 games there, and is 13-8 in games vs. teams other than Penn.

Penn State last played a ranked team as a ranked team on Feb. 3, 1996 when No. 10 Penn State defeated No. 19 Iowa 95-87 in overtime. PSU is 2-2 as a ranked team playing a ranked team.

The No. 15 ranking in the NCAA NET is Penn State's highest to date.

This is the fourth time in Penn State's Big Ten era it has reached 11 wins in 13 games (1995-96: 13-0; 2014-15: 12-1; 2008-09: 11-2 & 2019-20: 11-2).

#CLIMBWITHUS

GoPSUsports.com



@PennStateMBB



pennstatebasketball



PennStateMBB

# 2019-20 PENN STATE NITTANY LIONS

## NUMERICAL ROSTER

#	NAME	POS	CL	HT	WT	HOMETOWN	HIGH SCHOOL / LAST SCHOOL
0	Myreon Jones	G	So.	6-3	170	Birmingham, Ala.	Lincoln Academy (Ga.)
1	Seth Lundy	F	Fr.	6-6	219	Paulsboro, N.J.	Roman Catholic
2	Myles Dread	G	So.	6-4	215	Detroit, Mich.	Gonzaga (Washington D.C.)
4	Curtis Jones Jr.	G	Gr.	6-4	180	Richmond, Va.	Huntington Prep (W.Va./Okla. State)
5	Jamari Wheeler	G	Jr.	6-1	170	Live Oak, Fla.	Rock School
10	Kyle McCloskey	G	So.	6-5	212	Lower Gwynedd, Pa.	Germantown Academy
11	Lamar Stevens	F	Sr.	6-8	221	Philadelphia, Pa.	Roman Catholic
12	Izaiah Brockington	G	R-So.	6-4	200	Philadelphia, Pa.	Archbishop Ryan/St. Bonaventure
14	Patrick Kelly	F	Fr.	6-7	215	Raleigh, N.C.	IMG Academy
15	Trent Buttrick	F	Jr.	6-8	240	Bloomsburg, Pa.	Community School of Naples (Fla.)
20	Taylor Nussbaum	G	Jr.	6-2	175	South Salem, N.Y.	Cheshire Academy (Conn.)
21	John Harrar	F	Jr.	6-9	240	Wallingford, Pa.	Strath Haven
22	Grant Hazle	F	Sr.	6-6	194	Kingwood, Texas	Westbury Christian School
24	Mike Watkins	F	Sr.	6-9	257	Philadelphia, Pa.	Phelps School
33	Stephen Beattie	G	Sr.	6-2	180	Boalsburg, Pa.	St. Joseph's Academy

## ALPHABETICAL ROSTER

#	NAME	POS	CL	HT	WT	HOMETOWN	HIGH SCHOOL / LAST SCHOOL
33	Stephen Beattie	G	Sr.	6-2	180	Boalsburg, Pa.	St. Joseph's Academy
12	Izaiah Brockington	G	R-So.	6-4	200	Philadelphia, Pa.	Archbishop Ryan/St. Bonaventure
15	Trent Buttrick	F	Jr.	6-8	240	Bloomsburg, Pa.	Community School of Naples (Fla.)
2	Myles Dread	G	So.	6-4	215	Detroit, Mich.	Gonzaga (Washington D.C.)
21	John Harrar	F	Jr.	6-9	240	Wallingford, Pa.	Strath Haven
22	Grant Hazle	F	Sr.	6-6	194	Kingwood, Texas	Westbury Christian School
14	Patrick Kelly	F	Fr.	6-7	215	Raleigh, N.C.	IMG Academy
4	Curtis Jones Jr.	G	Gr.	6-4	180	Richmond, Va.	Huntington Prep (W.Va./Okla. State)
0	Myreon Jones	G	So.	6-3	170	Birmingham, Ala.	Lincoln Academy (Ga.)
1	Seth Lundy	F	Fr.	6-6	219	Paulsboro, N.J.	Roman Catholic
10	Kyle McCloskey	G	So.	6-5	212	Lower Gwynedd, Pa.	Germantown Academy
20	Taylor Nussbaum	G	Jr.	6-2	175	South Salem, N.Y.	Cheshire Academy (Conn.)
11	Lamar Stevens	F	Sr.	6-8	221	Philadelphia, Pa.	Roman Catholic
24	Mike Watkins	F	Sr.	6-9	257	Philadelphia, Pa.	Phelps School
5	Jamari Wheeler	G	Jr.	6-1	170	Live Oak, Fla.	Rock School

## COACHING STAFF

**Head Coach:** Patrick Chambers (Philadelphia '94)  
**Associate Head Coach:** Keith Urgo (Fairfield '02)  
**Assistant Coach:** Jim Ferry (Keene State '90)  
**Assistant Coach:** Kevin Freeman (Connecticut '06)  
**Director of Basketball Operations:** Ross Condon (Villanova '07)  
**Director of Player Development:** David Caporaletti (Philadelphia '93)  
**Director of On-Campus Recruiting:** Nicholas Colella (Penn State '13)  
**Athletic Trainer:** Jon Salazer (Penn State '93)  
**Strength & Conditioning Coach:** Greg Miskinis (Penn State '08)

## PRONUNCIATIONS

Buttrick – BUH-Trick  
 Harrar – final R is silent, HAIR-ah  
 Myreon Jones – Myron  
 Kyle McCloskey – Mic CLUS-key  
 Lower Gwynedd -- Gwynn-ID

## BY ELIGIBILITY

### SENIORS (5)

33	Stephen Beattie	G
22	Grant Hazle	G
4	Curtis Jones Jr.	G
11	Lamar Stevens	F
24	Mike Watkins	F

### JUNIORS (4)

35	Trent Buttrick	F
21	John Harrar	F
20	Taylor Nussbaum	G
5	Jamari Wheeler	G

### SOPHOMORES (4)

12	Izaiah Brockington	G
2	Myles Dread	G
0	Myreon Jones	G
10	Kyle McCloskey	G

### FRESHMENS (2)

1	Seth Lundy	F
10	Kyle McCloskey	G

## BY STATE/COUNTRY

### ALABAMA (1)

0	Myreon Jones	G
---	--------------	---

### FLORIDA (1)

5	Jamari Wheeler	G
---	----------------	---

### MICHIGAN (1)

2	Myles Dread	G
---	-------------	---

### PENNSYLVANIA (7)

33	Stephen Beattie	G
12	Izaiah Brockington	G
35	Trent Buttrick	F
21	John Harrar	F
10	Kyle McCloskey	G
11	Lamar Stevens	F
24	Mike Watkins	F

### NEW JERSEY (1)

1	Seth Lundy	F
---	------------	---

### NEW YORK (1)

20	Taylor Nussbaum	G
----	-----------------	---

### NORTH CAROLINA (1)

14	Patrick Kelly	F
----	---------------	---

### TEXAS (1)

22	Grant Hazle	G
----	-------------	---

### VIRGINIA (1)

4	Curtis Jones Jr.	G
---	------------------	---

# QUICK FACTS

## THE UNIVERSITY

Name	The Pennsylvania State University
Location	University Park, Pa. 16802
Founded	1855
Enrollment	46,270 (UP overall)
Nickname	Nittany Lions
Colors	Blue & White
Conference	Big Ten Conference
Division	NCAA Division I
Home Court (capacity):	Bryce Jordan Center (15,261)
President	Dr. Eric J. Barron
Vice President of Intercollegiate Athletics	Sandy Barbour
Deputy Athletic Director/Administration/	
Sport Administrator	Lynn Holleran
Ticket Office Phone	1-800-NITTANY

## BASKETBALL HISTORY

First Year of Basketball:	1897
No. of Seasons	123 (124th in 2019-20)
All-Time Record	1,487-1,189
Big Ten Record	149-321 (28th season)
Record In BJC	244-143 (24th Season)
NCAA Tourney Years (Record)	9 (9-11); Last: 2011
NIT Years (Record)	11 (27-9); Last: 2018 Champs
CBI Years (Record)	1 (1-1); Last: 2014

## COACHING STAFF

Head Coach	Patrick Chambers
Alma Mater	Philadelphia Univ. '94
Penn State Record (seasons)	138-142 (9th year)
Overall Record (seasons)	180-170 (11th year)
Basketball Office	814-865-5494
Associate Head Coach	Keith Urgo (Fairfield '02)
Assistant Coach	Jim Ferry (Keene State '90)
Assistant Coach	Kevin Freeman (Connecticut '06)
Director of Operations	Ross Condon (Villanova '07)
Director of Player Development	David Caporaletti (Philadelphia '93)
Director of On-Campus Recruiting	Nicholas Colella
Athletic Trainer	Jonathan Salazer
Strength & Conditioning Coach	Greg Miskinis

## 2019-20 TEAM

Letterwinners Returning/Lost	10 / 4
Starters Returning/Lost	4 / 1
Newcomers	*4

\*includes Izaiah Brockington who sat out 2018-19 to comply with NCAA transfer rules.

2018-19	14-18 (H: 9-6; A: 4-9; N: 1-3)
2019 Big Ten Finish	7-13, t-10th
2019 Big Ten Tournament	0-1, Second Round

## MBB CONTACTS

Associate Director, Strategic Communications	
MBB Contact:	Rose Pietrzak Carter
E-Mail	rose@psu.edu
Office / Cell	814-863-3163 / 814-441-8438
Twitter:	@PennStateMBB & @GoPSURose

Secondary Contacts	Ryan Snyder
E-Mail/Cell	rss5528@psu.edu / 814-441-9130
	Kevin Stoicovy
	kjs5540@psu.edu / 814-441-1670

Strategic Communications Office	814-865-1757
Bryce Jordan Center Press Row	814-863-3294
Website	GoPSUsports.com
Address	101 D Bryce Jordan Center, University Park, PA 16802-7101

## "HOME" COMING AT THE PALESTRA

In addition to Delaware County native coach Patrick Chambers, six Nittany Lions on the roster have ties to Philadelphia. Four of the six have competed in games in The Palestra.

<b>Nittany Lion</b>	<b>High School</b>
<b>IZAIAH BROCKINGTON</b>	<b>ARCHBISHOP RYAN</b>
<b>Favorite memory of playing in Palestra:</b> HS senior year playoffs	

**JOHN HARRAR** **STRATH HAVEN**  
**Favorite memory of playing in Philadelphia:**  
Playing in a summer camp and competing against kids in college and the pros now

<b>SETH LUNDY</b>	<b>ROMAN CATHOLIC</b>
<b>KYLE McCLOSKEY</b>	<b>GERMANTOWN ACADEMY</b>
<b>Favorite memory of playing in Philadelphia:</b> Playing in Philadelphia Inter-Academic League & winning four-straight championships	

**LAMAR STEVENS** **ROMAN CATHOLIC**  
**Favorite memories of playing in Palestra:**  
Winning the 2016 Catholic League championship and then winning vs. Michigan State my freshman year in one of the best games I've ever played in in my life

**MIKE WATKINS** **THE PHELPS SCHOOL**  
**Favorite memory of playing in Palestra:**  
Playing against Michigan State my first season, being able to play there again is amazing

## AT THE PALESTRA

Saturday's game will be Penn State's 60th in The Palestra, with a 23-36 record overall and 13-8 mark in games against opponents other than Penn. The Nittany Lions have won three-straight contests in Philadelphia and have a 3-1 record under coach Patrick Chambers.

More information on Penn State's games in The Palestra is on page 5.

## WHEN PENN STATE IS RANKED...

Penn State is 17-11 when playing as a team ranked in the Associated Press poll, a record which includes a 2-0 mark this season.

The Nittany Lions have never played a game as a No. 21 AP ranked squad.

## WHEN BOTH TEAMS RANKED...

Since the introduction of the Associated Press poll in January 1949, Penn State has been involved in only four games when both teams have been ranked with a 2-2 record in those contests.

PSU		Season	Rk	Opponent	Score
12/9/1954	19	at #10 NC State	L	77-99	
1/21/1996	14	at #20 Michigan	L	66-67	
1/24/1996	14	#19 Purdue	W	87-77	
2/3/1996	10	at #19 Iowa	Wot	95-87	
1/4/2020	21	vs. 23 Iowa			

## LAST TIME AGAINST NO. 23...

The Nittany Lions lost a heartbreaker, 89-82, in the last game they played against a No. 23 team. The loss came at the hands of then-23rd-ranked Iowa in the BJC on Jan. 19, 2019.

## CLIMBING IN WINS COLUMN

With 138 victories in his ninth year at Penn State, coach Patrick Chambers is fifth on the list for total wins by a PSU men's basketball coach.

Coach	Wins	Seasons
1. John Egli	187	14
2. Bruce Parkhill	181	12
3. John Lawther	150	13
4. Burke Hermann	148	15
5. Patrick Chambers	138	9th
6. John Bach	122	10

## CHAMBERS' RANKED WINS

Coach Patrick Chambers has 15 victories over Associated Press ranked teams with 12 occurring in the Bryce Jordan Center.

Rank	Opponent	Result	Date
4	Maryland	76-69	12/10/19
4	Michigan	84-78	2/27/13
4	Iowa	79-75	2/17/16
6	Michigan	74-69	2/12/19
8	Ohio State	79-56	2/15/18
13	Virginia Tech	63-62	11/27/18
13	vs. Ohio State	69-68	3/2/18
13	at Ohio State	82-79	1/25/18
17	Maryland	78-61	2/27/19
21	Maryland	70-64	2/7/17
22	Indiana	68-63	2/6/16
22	Ohio State	65-63	2/27/14
22	Illinois	54-52	1/19/12
23	at Ohio State	71-70ot	1/29/14
24	Minnesota	52-50	1/14/17

## MOST RANKED WINS

In guiding the Nittany Lions to 15 wins over Associated Press poll-ranked teams, coach Patrick Chambers has the most ranked wins of any Penn State men's basketball coach.

Total	Coach	Seasons
15	Patrick Chambers	8+
12	Jerry Dunn	8
11	Ed DeChellis	8

The most ranked teams any Nittany Lion basketball coach has faced in a single season is 11 by Ed DeChellis in 2010-11, and Chambers twice, in his inaugural campaign with the Nittany Lions in 2011-12 and again in 2018-19.

## RANKED WINS IN A SEASON

In its history, Penn State has six seasons with three wins over top-20 opponents. The Nittany Lions' three wins over ranked foes in back-to-back seasons was a program first.

Total	Season	Coach
3	2018-19	Patrick Chambers
3	2017-18	Patrick Chambers
3	2008-09*	Ed DeChellis
3	2000-01*	Jerry Dunn
3	1998-99	Jerry Dunn
3	1951-52	John Lawther

\*Both the 2000-01 and 2008-09 teams defeated four top-25 ranked teams.

## KENPOM / NET 2020

The 2020 KenPom ratings have the Nittany Lions currently at No. 23 overall. Penn State is 15th in the NCAA NET rating, its highest ever ranking.

Week	KP Rank	NET
Preseason	43	-
Nov. 11	44	-
Nov. 18	33	-
Nov. 25	32	-
Dec. 2	24	-
Dec. 9	24	-
Dec. 16	24	18
Dec. 23	24	18
Dec. 30	23	15

## WATKINS AMONG LION ELITE

Tallying his 1,000th career point in the Central Connecticut game, Mike Watkins became the 37th member of the 1,000-point scoring club, but he also became one of only three Nittany Lions with at least 800 rebounds to go along with that scoring milestone.

	Points	Rebs
Jesse Arnelle (1952-55)	2,138	1,238
Mike Watkins (2016-pres.)	1,024	847
Mike Lang (1980-83)	1,014	912

## 2019-20 RECORD

At home	9-0
On road	1-1
Neutral	1-1
vs. Top-25 teams	1-1
Leading at the half	9-1
Trailing at the half	2-1
Tied at the half	
Lead w/ 5:00 to play	9-1
Trail w/ 5:00 to play	1-1
Tied w/ 5:00 to play	1-0
In overtime(s)	
Wearing white	8-1
Wearing gray	
Wearing blue	2-1
Wearing pink and black	1-0
Game decided by 1-5 pts	2-1
Game decided by 6-10 pts	1-0
Game decided 11-15 pts	1-0
Game decided by 16+ pts	7-1
PSU scores < 59 points	1-0
PSU scores 60-69 pts	
PSU scores 70-79 pts	3-2
PSU scores 80-89 pts	4-0
PSU scores 90-99 pts	3-0
PSU scores 100+ pts	
Opp. scores < 59 pts	5-0
Opp. scores 60-69 pts	4-0
Opp. scores 70-79 pts	2-1
Opp. scores 80-89 pts	
Opp. scores 90-99 pts	
Opp. scores 100+ pts	0-1
1 PSU player scores 10+	
2 PSU players score 10+	
3 PSU players score 10+	5-2
4 PSU players score 10+	2-0
5 PSU players score 10+	3-0
6 PSU players score 10+	1-0
PSU outrebounds opp.	9-0
Opp. outrebounds PSU	1-2
Rebounds are equal	1-0
PSU has more turnovers	2-2
Opp. has more turnovers	9-0
Turnovers are equal	
FG% over 40%	9-2
FG% less than 40%	2-0
Opp. FG% over 40%	4-2
Opp. FG% less than 40%	7-0
PSU outshoots opp.	9-1
Opp. outshoots PSU	1-1
In November	6-1
In December	5-1
In January	
In February	
In March	
On Sunday	1-0
On Monday	
On Tuesday	3-0
On Wednesday	1-1
On Thursday	1-0
On Friday	2-0
On Saturday	3-1

## LAST TIME OUT

### FRONTCOURT DOMINATES FOR FOURTH-STRAIGHT WIN

Led by senior forwards Lamar Stevens and Mike Watkins, No. 20 Penn State topped Cornell 90-59 on Sunday, Dec. 29 in the Bryce Jordan Center. Watkins and Stevens combined for 38 points and helped Penn State extend its home winning streak to 13 games.

Watkins went 9-10 (90 percent) to tie a program record for field goal percentage en route to a season-best 19 points. He added 10 rebounds for the 31st double-double of his career.

Penn State's potent frontcourt established its presence with 44 points in the paint and a 43-28 advantage on the boards. Penn State shot 52.2 for the game and forced 17 Cornell turnovers en route to its 11th win of the season.

Four Nittany Lions finished in double-figures led by Watkins and Stevens with 19 points. Sophomore guards Myreon Jones (18) and Izaiah Brockington (11) also finished in double-figures in the victory. Myreon Jones was electric in the second half, scoring 14 of his 18 points and swiping three steals.

Watkins was perfect from the field in the first half, scoring 16 points on 8-8 shooting to pace the Nittany Lions. With a 4-4 outing vs. Central Connecticut State, Watkins had a skein of 12 made field goals. Stevens had added 14 points, four assists and three rebounds in the first half.

Penn State shot 54.5% in the first half and led Cornell 45-29 at the break. Stevens had 10 points in the first eight minutes of the game.

Big Red junior forward Jimmy Boenheim led Cornell with 17 points and shared the team rebounding lead with six rebounds.

## STEVENS ON MALONE AWARD LIST

Lamar Stevens was named as one of 20 national players on the 2020 Karl Malone Power Forward Watch List as announced by the Naismith Memorial Basketball Hall of Fame. The Big Ten Conference's leading scorer and rebounder, Stevens averaged 19.9 points per game and 7.7 rebounds per game and earned All-Big Ten Conference honors last season. Stevens also earned pre-season All-Big Ten Conference team accolades.

New this year, Nittany Lion fans can participate in the voting for Stevens at [www.hoophallawards.com](http://www.hoophallawards.com).

Named after Class of 2010 Hall of Famer and two-time NBA Most Valuable Player Karl Malone, the honor recognizes the top power forwards in Division I men's college basketball. A national committee of college basketball personnel determined the list of 20 candidates.

"To be considered for the Karl Malone Power Forward Award is a great honor," said Stevens. "He was not only a tremendous individual player, but his teammates and coaches could count on him as a leader on and off the court. I want to show that same level of commitment to Penn State, my teammates and coaches, and to the game of basketball."



## BY THE NUMBERS

# 2

Lamar Stevens is one of only two active NCAA student-athletes with at least 1,800 career points and 750 career rebounds.

# 3

Penn State has scored at least 90 points three times this season and now has seven games with 80 or more points in 2019-20.

# 12

Mike Watkins made 12-straight baskets, going 4-4 vs. CCSU and connecting on his first eight in the first half vs. Cornell.

# 15

The Nittany Lions are currently 15th in the NCAA NET rankings, their highest ranking to date.

# 40

Penn State's class of 2020 earned a top-40 ranking from 247Sports.

# 46

Individual single-game scoring record of 46 points by Nittany Lion captain Gene Harris, in The Palestra, vs. Holy Cross on Dec. 28, 1961, in the first annual Quaker City Classic.

# 61.7

Buoyed by a single-game record-tying field goal percentage of 90.0 (9-10) vs. Cornell, Mike Watkins' career field goal percentage improved to 61.7, Penn State's all-time best.



In the first-ever regular-season conference game played at The Palestra, Penn State defeated Michigan State 72-63 in front of a sold-out crowd on January 7, 2017.

## PENN STATE AT THE PALESTRA

The historic Palestra, on the University of Pennsylvania campus in Philadelphia, opened on Jan. 1, 1927. The Palestra has hosted more games, more visiting teams and more NCAA tournaments than any other facility in college basketball. At the time of its construction, it was one of the world's largest arenas.

Penn State played its first game at the Palestra on Jan. 27, 1927, less than a month after the building's opening.

Rec Hall, the longtime home for Penn State basketball, was designed by the same architect, Charles Klauder, responsible for The Palestra. The groundbreaking for Rec Hall started in January 1927 and opened two years after The Palestra, in January 1929.

The Nittany Lions have a 23-36 record when playing in the Palestra with a 13-8 mark in games played vs. teams other than Penn. Penn State has won its last three-straight contests in The Palestra and 12 of its last 19 games played there.

Saturday's game will count as a neutral-site game for the teams, originally a home game for the Nittany Lions, who announced the game site in August.

The Penn State-Michigan State matchup in 2017 was the first regular-season league game to take place in the City of Brotherly Love. In 1976, Big Ten opponents Indiana captured the 1976 NCAA championship game vs. Michigan at The Spectrum.

Penn State's 2019-20 roster boasts six players who are from the Philadelphia area or who played in Philly, in addition to Chambers, a Delaware County native.



Penn State sings the alma mater after a 72-63 win over Michigan State in Jan. 2017.

### GAMES AT PALESTRA UNDER CHAMBERS

12/5/2012	vs. La Salle (A)	L	57-82
11/16/2013	Penn	W	83-71
12/15/2015	vs. Drexel (A)	W	63-57
1/7/2017	vs. Michigan State (H)*	W	72-63
1/4/2020	vs. #23 Iowa (H)*		

\* Big Ten Conference game

### CHAMBERS AS A PLAYER AT PALESTRA

1/3/1994	vs. West Chester	W	82-67
----------	------------------	---	-------

### NOTABLE GAMES IN THE PALESTRA

**1953-54:** Led by standouts Jack Sherry and Jesse Arnelle, the Nittany Lions upended the Quakers, 72-67, on Dec. 12, 1953 for their first win vs. Pennsylvania since the 1938-39 season. The victory kicked off a memorable season in which PSU reached its first and only Final Four.

**1961-62:** Senior captain Gene Harris scored 46 points, which still stands as the Penn State single-game scoring record, in the second game of the first annual Quaker City Classic.

**1988-89:** The Nittany Lions earned their first 20-win season in more than 20 years in 1988-89, highlighted by a run to the Atlantic 10 Tournament championship game. Led by junior center Ed Fogell, who scored a career-high 28 points, Penn State routed West Virginia 86-64.

**1990-91:** Playing its final season in the Atlantic 10, the Nittany Lions went out with a run to the conference tournament title and their first NCAA Tournament bid in 25 years. No. 3 seed Penn State's quarterfinal and semifinal wins both came at the Palestra

**2008-09:** An early highlight of one of the most memorable Nittany Lion seasons came when Penn State visited the Palestra to play Pennsylvania in November in which the Nittany Lions took home an 85-73 victory. Stanley Pringle and Talor Battle combined for 49 points and were 8-for-15 from 3-point range.

**2015-16:** After trailing in the first half, 32-15, Penn State battled back for a 63-57 comeback win over Drexel. On the strength of Payton Banks' game-high 20 points, the 17-point comeback marked the largest come-from-behind victory during head coach Patrick Chambers' tenure.

**2016-17:** In only the second Big Ten home game played at a neutral site, Penn State fans packed the Palestra on a snowy afternoon and watched the Nittany Lions roll to a 44-32 halftime lead. The squad's Philadelphia natives scored 55 of PSU's 72 points en route to the "homecoming" win and the first victory over the Spartans since 2011.

## CLASS OF 2020 EARNS TOP-40 RANKING

Coach Patrick Chambers and the Penn State men's basketball program welcomed new four new Nittany Lions to the family on national signing day Nov. 13, when they signed their National Letters of Intent to enroll at Penn State and play for the Nittany Lions. The class of 2020 recently earned a top-40 ranking from 247Sports.

**DJ Gordon** | 6-8 | G  
Pittsburgh, Pa. | First Love Christian

**Caleb Dorsey** | 6-7 | F  
Westminster, Md. | The Hill School

**Valdir Manuel** | 6-8 | F  
Angola | Harcum College

**Dallion Johnson** | 6-3 | G  
Haverhill, Mass. | Phillips Academy

Full press release is available here:  
[gopsusports.com/mbbclassof2020](http://gopsusports.com/mbbclassof2020).



**DJ GORDON**  
G | PITTSBURGH, PA.

**VALDIR MANUEL**  
F | ANGOLA

**CALEB DORSEY**  
F | WESTMINSTER, MD.

**DALLION JOHNSON**  
G | HAVERHILL, MASS.

## STEVENS IN SELECT COMPANY

With a career-best 13 rebounds as part of his double-double with 13 points vs. Yale (Nov. 23), Lamar Stevens became one of only four Nittany Lions with 1,500+ career points and 700+ career rebounds. He was the fastest Nittany Lion junior to 1,500 points and is the 14th Penn State player to collect 700 rebounds.

	Career	
	Points	Rebs
Jesse Arnelle (1952-55)	2,138	1,238
<b>Lamar Stevens (2016-pres.)</b>	<b>1,873</b>	<b>754</b>
Jamelle Cornley (2005-09)	1,579	755
Geary Claxton (2004-08)	1,542	755

## MOVIN' ON UP

Both Lamar Stevens and Mike Watkins currently rank in the top four of the Nittany Lions' lists for scoring and rebounding, respectively.

Watkins is third in the rebounding category and Stevens fourth on the all-time scoring chart.

### PENN STATE CAREER REBOUNDS LIST

	Rebs	Avg.
1. Jesse Arnelle (1952-55)	1,238	12.3
2. Mike Lang (1980-83)	912	8.3
<b>3. Mike Watkins (2016-pres.)</b>	<b>847</b>	<b>8.3</b>

### PENN STATE CAREER SCORING LIST

	Points	Avg.
1. Talor Battle (2007-11)	2,213	16.5
2. Jesse Arnelle (1951-55)	2,138	21.0
3. Joe Crispin (1997-01)	1,986	15.6
<b>4. Lamar Stevens (2016-pres.)</b>	<b>1,873</b>	<b>16.0</b>

## STEVENS IN SC TOP 5

With a thunderous dunk off a glass pass from Jamari Wheeler, senior forward Lamar Stevens made SportsCenter's top five plays of the day on opening night, Nov. 5.

## STEVENS IN TOP 10

Stevens claimed the No. 9 spot on SportCenter's top-10 plays on Nov. 19 with a reverse dunk early in the second half.

## STEVENS IN TOP 10, PART 2

Stevens already ranks in the top 10 of several Penn State career lists:

Category	Rank	Statistic
Scoring	4	1,873 points
Field Goals	3	687 made
Free Throws	8	428 made
Blocked Shots	t-6	107 blocks
Rebounds	7	754 rebounds
Scoring Avg.	9	16.0 ppg

## STEVENS IN TOP 10, (AGAIN)

With his gravity-defying windmill dunk, Stevens was featured as SportsCenter's No. 9 play of the day on Dec. 20.

## FIRST-HALF FIELD GOAL HIGH

Penn State had 21 field goals in the first half vs. Central Conn. State Dec. 20, the highest total in any half in the Patrick Chambers era. The list below has the highest field goal totals for a half in each of the last eight-plus seasons.

Season	Team Field Goals	
	1H	2H
2019-20	21	19
2018-19	18	18
2017-18	18	20 (2x)
2016-17	18	18
2015-16	18	17
2014-15	17	17
2013-14	19	19
2012-13	17	18
2011-12	18	15

## TREY-MENDOUS

Since 2011-12, Penn State has had 74 games, including six in 2019-20, with nine or more 3-point field goals.

Three of the top four single-game totals in the Chambers' era occurred in 2017-18: Coppin State (14), Northwestern (BTT-13, Penn State BTT record) and at Iowa (12).

Season	Games with 9+ Threes	High Team Total
2018-19	10	12, 2x
2017-18	14	14
2016-17	8	13
2015-16	12	11
2014-15	7	11
2013-14	9	10
2012-13	1	10
2011-12	7	11

## POINTS RISING

Just one of the indicators of Penn State's increase in its offensive output was the setting of the program's record for points scored overall (2,833) and in the Big Ten (1,297) in 2017-18, with the Nittany Lions' breaking their own league scoring record from 2016-17.

The 2017-18 points per game average of 74.7 (at season's end) was the highest since the 2000-01 season (76.8), highest under Chambers, and a 12.9-point difference from Chambers' first season in 2011-12. The program record is 78.7 ppg, set in the 1954-55 season.

	Season Record	FG%	Season Avg.
2019-20	11-2	45.4	80.4
2018-19	14-18	41.7	69.7
2017-18	26-13	46.1	74.7
2016-17	15-18	41.4	71.7
2015-16	16-16	40.7	65.8
2014-15	18-16	42.0	66.9
2013-14	16-18	42.8	70.9
2012-13	10-21	39.5	61.6
2011-12	12-20	39.3	61.8

## NONCON SEASON SCORING

Penn State finished the nonconference portion of its schedule with a 10-1 record and an 81.4 points-per-game scoring average. That 81.4 ppg average is the highest in coach Patrick Chambers' nine years and best since an 84.0 team ppg average for the 1995-96 season.

Season	#Gms	Rec	FG%	Pts. Avg.
<b>2019-20</b>	<b>11</b>	<b>10-1</b>	<b>45.9</b>	<b>81.4</b>
2018-19	11	7-4	42.3	72.2
2017-18	13	10-3	47.9	79.7
2016-17	13	8-5	42.0	75.2
2015-16	13	9-4	41.3	67.3
2014-15	13	12-1	43.6	72.0
2013-14	13	9-4	47.7	81.2
2012-13	12	8-4	40.7	65.4
2011-12	13	8-5	39.3	64.0

## FEWEST OPPONENT POINTS IN HALF SINCE 2015

Penn State allowed Maryland Eastern Shore only 17 points in the first half, the lowest total since a Feb. 7, 2015 win over Nebraska. The Huskers had only 13 points by the break in that contest.

## UNDER 40

Penn State has won 92.4 percent of its games with a 49-4 record in the last four years (2015-present) when it holds its opponent to a field goal percentage of less than 40 percent.

Season	Opponents FG% < 40%	Record
2019-20	7	7-0
2018-19	9	8-1
2017-18	15	15-0
2016-17	10	9-1
2015-16	12	10-2
	<b>53</b>	<b>49-4</b>

Since the start of the coach Patrick Chambers era in 2011-12, Penn State is 85-19 when holding opponents to a field goal percentage below 40 percent for an 81.7 winning percentage.

## BACK-TO-BACK LESS THAN 60

In its final two games of 2019, Penn State held back-to-back opponents, Central Connecticut and Cornell, to less than 60 points. The Nittany Lions have accomplished this feat 11 times since the start of the 2011-12 season.

Both the 2017-18 and 2015-16 teams had three such back-to-back dominating defensive performances, each with two less than 60-point pair during nonconference play and one set of opponents during the Big Ten regular season.

## ON THE DEFENSIVE

In 2018-19, the Nittany Lions kept 25 of their 32 opponents below their scoring averages (entering the game), holding 13 teams below their average by double digits. Two teams were held 20 points below their scoring averages.

Penn State retains that defensive edge at the start of 2019-20, forcing 15.85 turnovers per game, the best mark in the Big Ten. Nine teams during the season have been held below their respective scoring averages, not including UMES in the season opener, and 10 of the 13 opponents have been held to 70 points or less per game.

## OPPONENT TO TOTALS / SCORING AVG.

Opponent	TO	PPG Avg.	Pts vs. PSU
UMES	19	opener	46
Wagner	18	71.0	64
Georgetown	21	85.0	66
Bucknell	14	74.5	70
Yale	16	80.8	58
Ole Miss	15	75.0	74
Syracuse	12	72.3	64
Wake Forest	20	74.9	54
Maryland	20	77.9	69
Alabama	10	79.4	71
Cornell	17	65.0	59

## 50-50-50

Penn State grabbed 57 rebounds vs. Syracuse, the highest team total in the coach Patrick Chambers era, and the first time since the 2011-12 season the Nittany Lions had 50 or more in a game.

Versus Wake Forest, Penn State collected 52 team rebounds for back-to-back games with more than 50 boards for the first time since November 2007. Penn State added a third game with at least 50 rebounds with a 50-board game vs. Alabama.

Season	Rebs	Opponent	Date
2019-20	57 *	Syracuse	11/29/19
	52 *	Wake Forest	12/4/19
	50	Alabama	12/14/19
2012-13	50	Duquesne	12/29/12
2009-10	52	UMBC	12/8/09
2007-08	53 *	Canisus	11/16/07
	54 *	South Carolina	11/22/07
2006-07	53	VMI	12/30/06
2004-05	51	Western Carolina	11/15/04
	53	Sacred Heart	11/27/04
1995-96	57	Morgan State	11/25/95
	50	VMI	11/30/95
1994-95	51	Mt. St. Mary's	11/25/94
	50	at Iowa	3/23/95

\*back-to-back games

## THESE (REBOUNDS) GO TO 11

Mike Watkins had 16 rebounds in Penn State's win over Syracuse and, of that season-best total, 11 were on the offensive end. He became only the second Nittany Lion to record double-figures in offensive rebounds in the last 17 years. Aaron Johnson had 11 offensive and 13 defensive for 24 total vs. Western Carolina on Nov. 15, 2004.

## ON THE BOARDS

Penn State has outrebounded nine of its opponents so far this season, is 9-0 in those games, and recorded an equal total in one contest for a +5.0 rebound margin.

The Nittany Lions recorded a positive rebound margin at +2.1 for all games in 2018-19, the fifth time in eight seasons. The 2017-18 and 2018-19 seasons had the top two margins in back-to-back years in the Chambers era.

Season	# Gms + Reb	PS Reb Avg.	Opp Reb Avg.	Mar
2019-20	9	41.5	36.5	+5.0
2018-19	19	36.5	34.4	+2.1
2017-18	23	35.5	33.0	+2.5
2016-17	11	35.4	38.8	-3.4
2015-16	13	34.7	36.0	-1.3
2014-15	18	35.3	35.8	-0.5
2013-14	16	35.2	34.5	+0.7
2012-13	16	34.9	33.5	+1.4
2011-12	19	33.9	32.0	+1.9

## HALF & HALF

With his 21 points in the second half vs. Bucknell, senior forward Lamar Stevens matched his career-high scoring mark for a half as he had 21 points in the second period vs. Duquesne last season (12/19/2018).

Against Syracuse, Stevens broke his 20-point game perfectly between the two halves with 10 in each. The Philadelphia, Pa., product has scored 10+ points in 87 halves of basketball in his career. Listed below are Stevens' 10+ scoring halves broken up by first or second half with his high-half total listed for each season.

Year	10+ Points		High Pts in Half
	1H	2H	
2019-20	5	5	21 (2H) Bucknell
2018-19	17	19	21 (2H) Duquesne
2017-18	12	15	16 (1H-2x),(2H-4x)
2016-17	6	8	16 (2H), Texas A&M
<b>Total halves</b>	<b>40</b>	<b>47</b>	<b>= 87</b>

## STEVENS' IN NCAA CAREER RANKINGS

While Stevens is climbing up the Penn State career charts, he's making his mark on some NCAA active career lists as well.

### STEVENS' NCAA ACTIVE D-1 CAREER RANK

STAT	RANKING	VALUE
Consecutive Games Started	2	117
Field Goals Made	5	687
Total Points	7	1,873
Free Throws Made	11	428
Rebounds	14	754
Games Played	24	117

## WATKINS' RANKINGS NCAA CAREER TOP 10

Senior Mike Watkins possesses the No. 1 spot on the NCAA Division I active career blocked shots list (games played through Jan. 1 and ranks in the top 10 in four other categories.

### WATKINS' NCAA ACTIVE D-1 CAREER RANK

STAT	RANKING	VALUE
Total Blocked Shots	1	245
Double-Doubles	5	31
Rebounds	6	847
Blocked Shot Average	7	2.40
Field Goal Percentage	t-9	61.7
Rebound Average	21	8.3

NO. 1

MIKE  
WATKINS

NCAA DIVISION I  
ACTIVE CAREER  
BLOCKED SHOTS  
LEADER

245

## STAYING ON TOP

Mike Watkins set the Penn State freshman mark for rebounds, and also claimed the top spot for career field goal percentage at 59.0 percent following his rookie campaign. Watkins is currently at a 61.7 career field goal percentage, which ties him for ninth on the NCAA Division I active career list.

PENN STATE CAREER FG PERCENTAGE				
	PCT	FGM	FGA	
1.	61.7	424	687	Mike Watkins, 2016-pres.
2.	58.3	539	924	Jarrett Stephens, 1996-00
3.	54.6	301	551	Andrew Jones, 2008-11

## ANOTHER TOP SPOT

Watkins' 2017-18 season field goal percentage of 68.5 (146-213) also gave him the top spot on the Nittany Lions' season percentage chart. He now owns three of the top-10 single-season marks in Penn State history.

He grabbed another top-10 single-season listing at No. 4 at 62 percent. His rookie year percentage of 59.0 ranks eighth.

After missing the remainder of 2017-18 with a knee injury, Watkins was just shy of the NCAA games played requirement of 75 percent (74.3%) to qualify for final season statistical rankings.

However, he was the Big Ten stat champion for his 70.0 percent field goal percentage in league games and his 68.5 single-season mark qualified with a minimum 125 made field goals for No. 2 on the Big Ten's all-time individual top 10.

PENN STATE SEASON FG-PERCENTAGE				
	PCT	FGM	FGA	
1.	68.5	146	213	Mike Watkins, 2018
2.	64.0	165	258	Jarrett Stephens, 1998
3.	62.6	67	107	Eric Carr, 1992
4.	62.0	62	100	Mike Watkins, 2020
5.	60.8	191	314	Ed Fogell, 1990
6.	60.3	70	116	Brandon Hassell, 2007
7.	60.1	131	218	Frank Brickowski, 1981
8.	59.0	128	217	Mike Watkins, 2017

## MIKE SWAT-KINS

Senior Mike Watkins, who stands second behind Calvin Booth on the Nittany Lions' all-time blocked shot list, hit the 200 career mark with his first block in the season opener vs. Maryland Eastern Shore, then added six more for seven total that night. He has 245, which currently ranks first among the NCAA's Division I active career leaders.

Watkins blocked 90 shots his freshman season (2.7 bpg) and owns a 2.4 per game career average (7th among NCAA Div. I career leaders), the second-highest career average in Penn State history.

## DOUBLE-DOUBLE MACHINE

With his 19 points and 10 rebounds vs. Cornell in the final nonconference game of 2019, Mike Watkins notched his 31st career double-double. He took sole possession of the No. 2 spot on Penn State's list in the season opener vs. UMES (list tabulated beginning with the 1976-77 season).

Watkins set the freshman record for double-doubles with eight in 2016-17.

PENN STATE DOUBLE-DOUBLES LIST		
TOT		
1.	38	John Amaechi (3 yrs., 1992-95)
2.	31	Mike Watkins, 2016-present

## 8 IN THE 1K CLUB

During coach Patrick Chambers' tenure at Penn State, eight Nittany Lions have added their names to the 1,000-point career scoring list for a current total of 11,410 points. Three Nittany Lions finished their careers in the top 10: Tim Frazier (1,543), D.J. Newbill (1,812), Shep Garner (1,629) with Stevens at No. 4 with 1,873 points. Brandon Taylor (1,289), Tony Carr (1,161), Josh Reaves (1,079) and now Mike Watkins (1,024) all added their names to the list in their final seasons.

In 2017-18, Carr and Stevens became the first and second-ever Nittany Lion sophomores to reach the milestone.

## 20 FOR THE BIG TEN

The Big Ten Conference moved to a 20-game schedule beginning with the 2018-19 season, becoming the first conference to play 20 league games in the history of Division I basketball. Each team plays seven opponents twice and six teams once (three home, three away) in a given season.

### 2019-20 PENN STATE BIG SCHEDULE

Double Play	Single Play
Indiana	Illinois (H)
Iowa	Maryland (H)
Michigan State	Michigan (A)
Minnesota	Nebraska (A)
Northwestern	Purdue (A)
Ohio State	Wisconsin (H)
Rutgers	

### SERIES RESULTS VS. IOWA

Date	Location	PS Pts	I Pts	Result
3/11/1955	N	53	82	L
12/26/1961	N	48	67	L
2/22/1993	H	58	74	L
2/24/1993	A	38	58	L
1/22/1994	A	70	81	L
2/23/1994	H	89	80	W
2/4/1995	H	74	64	W
3/23/1995	A	67	64	W-NIT
2/3/1996	A	95	87	W-OT
1/4/1997	H	57	69	L
3/5/1997	A	55	81	L
1/28/1998	H	67	65	W
1/27/1999	A	74	84	L
1/15/2000	H	73	61	W
3/4/2000	A	83	86	L
1/6/2001	H	85	86	L
3/1/2001	A	78	73	W
3/10/2001	N	74	94	L-BTT
2/2/2002	A	64	81	L
2/13/2002	H	71	65	W
2/5/2003	H	55	75	L
2/15/2003	A	71	84	L
1/31/2004	A	58	77	L
2/26/2005	H	56	78	L
1/14/2006	H	76	80	L
3/1/2006	A	38	65	L
1/24/2007	A	63	79	L
2/28/2007	H	74	72	W
1/25/2008	A	49	64	L
2/27/2008	H	65	64	W
1/24/2009	H	63	59	W
3/7/2009	A	67	75	L-2OT
1/16/2010	A	64	67	L
1/26/2011	H	65	51	W
2/4/2012	A	64	77	L
2/16/2012	H	69	64	W
1/31/2013	A	67	76	L
2/14/2013	H	72	74	L
2/15/2014	H	70	82	L
2/28/2015	H	77	81	L-OT
3/12/15	N	67	58	W-BTT
2/3/2016	A	49	73	L
2/17/2016	H	79	75	W
3/5/2017	A	79	90	L
12/2/2017	A	77	73	W
2/3/2018	H	82	58	W
1/16/2019	H	82	89	L

Series streak: Iowa, W1

Overall series: Iowa leads 30-17

Neutral sites: Iowa leads 3-1

last neutral site: BTT 3/12/15, United Center, Chicago, Penn State 67, Iowa 58

Last game: at University Park, Pa.

No. 23 Iowa 89, Penn State 82, 1/16/2019

Chambers vs. Iowa: 5-8



## BEST COACHES AT DEVELOPING TALENT

7	JAY WRIGHT	1
6	LARRY KRYSKOWIAK	2
5	TOM IZZO	3
4	FRANK MARTIN	4
3	ROY WILLIAMS	5
2	CHRIS HOLTSMANN	6
1	PATRICK CHAMBERS	7



Last fall, ESPN.com released its list of major collegiate coaches who excel at developing talent with Nittany Lion coach Patrick Chambers ranked in the No. 7 spot. The rankings were compiled from player improvement data from the 2010-11 through 2017-18 seasons.



## CHARLESTON CLASSIC FOR NOVEMBER 2020

A schedule change moved Penn State's participation in the Charleston Classic, originally scheduled for this season, to November 2020.

The 2020 Charleston Classic (November 19, 20 and 22) will be held at TD Arena in Charleston, S.C., and include the College of Charleston, Florida State, Houston, Oklahoma State, Penn State, Seton Hall, Tennessee and VCU.

Additional information can be found at [www.charlestonclassic.com](http://www.charlestonclassic.com).

## GRADUATION SUCCESS RATE ABOVE NATIONAL AVERAGE

The NCAA's annual graduation rates study of institutions across the nation revealed Penn State student-athletes at the University Park campus earned a Graduation Success Rate (GSR) of 91 percent to break the school's all-time record of 90, which was previously set in the 2010, 2017 and 2018 NCAA reports. Nittany Lion students posted a 91 percent graduation rate compared to the 88 percent average for all Division I institutions for students entering from 2009-10 through the 2012-13 academic year.

Penn State student-athletes have delivered a Graduation Success Rate in the 88-91 percent range during each of the past 13 NCAA reports, improving from 88 percent in the 2015 report, to 89 percent in 2016, to 90 percent in 2017 and 2018, and a record-breaking 91 percent figure in 2019.

Men's Basketball was among the 18 Nittany Lion teams at or above the Division I sport average and one of 12 squads that posted a Graduation Success Rates at least five points higher than the national average for their sport (90 to 83, +7). For the 10th consecutive year, the Penn State football (86 percent compared to 78 percent), Nittany Lion basketball (90 to 83) and Lady Lion basketball (92 to 91) teams all earned four-year Graduation Success Rates higher than the national average for their respective sports.

The four-year average for University Park students was 85 percent, exceeding the 66 percent rate for all students nationwide by 19 points.

## ALL IN THE FAMILY

Participating in sports has been a big part of the families of eight Nittany Lions who have had either parents or siblings compete at the collegiate level. Three sons followed in their fathers' footsteps on the hardwood: Izaiah Brockington (Antoine, Copin State); Myles Dread (Aaron, Millersville) and Lamar Stevens (Lou, Widener). Seth Lundy's older brother, Xavier, played basketball at Rider.

Grant Hazle's sister, Madeline, completed a four-year career as a member of Wisconsin's women's swimming team in 2017. Both of Curtis Jones Jr.'s parents were student-athletes at Howard as Curtis Sr. played football, and mother, Tara (Irving), played for the Bison women's tennis team. Patrick Kelly's late father, Pat, was a member of Syracuse's 1987 undefeated football team and then played in the NFL.

Four members of Kyle McCloskey's immediate family were involved in athletics including three Nittany Lion letterwinners. Father, Mike, was a tight end for Penn State (1979-82) and played on the 1982 national championship team before continuing his career in the NFL. Kyle's mother competed in track and field and his sister, Megan, was also a member of the Nittany Lion track and field team. Another sister, Kiernan, was a four-year letterwinner in basketball at Lehigh.

## THE 2019-20 PENN STATE BASKETBALL STORY

"The Penn State Basketball Story" is the digital series available on [GoPSUsports.com/lionvision](http://GoPSUsports.com/lionvision) with highlights on the team's social media accounts. "The Penn State Basketball Story" will offer a view of the Nittany Lions' practices and preparation for games, perspectives from the Penn State coaches and game action from this season. The first episode of "The Penn State Basketball Story" was released Dec. 13.

## PENN STATE COACHES SHOW PRESENTED BY PEPSI

"The Penn State Coaches Show Featuring Patrick Chambers Presented by Pepsi" is broadcast live on 40-plus affiliates and on LionVision on [GoPSUsports.com](http://GoPSUsports.com) each season. Fans can listen to encore presentations of this season's shows at [GoPSUsports.com/lionvision](http://GoPSUsports.com/lionvision).

Steve Jones, the radio play-by-play voice of the Nittany Lion basketball and football teams, is host of "The Penn State Coaches Show Presented by Pepsi" and was joined by Roger Corey, who also hosts the Penn State Sports Network's football pre-game Tailgate Show.

Games and all programs are available live at 6:05 p.m. ET each scheduled broadcast date and as encore broadcasts for free online and on the [GoPSUsports](http://GoPSUsports.com) mobile app.

The Penn State Sports Network is syndicated by Penn State Sports Properties, a property of Learfield Sports.

## UPCOMING SHOWS

Thursday, Jan. 2, 6:05 p.m.  
Thursday, Jan. 9, 6:05 p.m.  
Thursday, Jan. 16, 6:05 p.m.  
Thursday, Jan. 23, 6:05 p.m.  
Thursday, Jan. 30, 6:05 p.m.  
Thursday, Feb. 6, 6:05 p.m.  
Thursday, Feb. 13, 6:05 p.m.  
Thursday, Feb. 20, 6:05 p.m.  
Thursday, Feb. 27, 6:05 p.m.  
Thursday, March 5, 6:05 p.m.  
Monday, March 9, 6:05 p.m.

## PENN STATE SPORTS NETWORK

Forty radio stations in Pennsylvania, Ohio and West Virginia will carry Nittany Lion Basketball games during the 2019-20 season. Radio announcer Steve Jones, in his 38th year with Penn State, will handle the play-by-play with USBWA Hall of Famer Dick Jerardi serving as analyst. Broadcasts begin 30 minutes prior to tip-off with the "Penn State Bookstore Pregame Show." Broadcasts conclude with the PA Propane Association Postgame Show featuring coach and player interviews, game statistics and scores from around the nation.

Broadcasts are also available on SiriusXM with channels for each game announced in game notes. A station carrying a partial schedule is denoted with an asterisk (\*).

City/Market Signal	Station	
Allentown/Bethlehem/Easton*	WAEB	790-AM
Altoona	WTNA	1430-AM
Apollo	WXJX	101.3-FM
Avoca	WILK	103.1-FM
Beaver Springs	WNNA	106.1-FM
Bedford	WAYC	1600-AM
Bloomsburg	WHLM	930-AM
Canton	WHGL	100.3-FM
Clearfield	WCPA	900-AM
Corry	WWCB	1370-AM
DuBois	WQQP	95.9-FM
Erie	WPSE	1450-AM
Greensburg	WXJX	98.7-FM
Harrisburg	WHGB	1400-AM
Harrisburg	WHGB	95.3-FM
Harrisburg	W237BR	95.3-FM
Hazleton	WKZN	1300-AM
Huntingdon	WHUN	103.5-FM
Lansdale	WNPV	1440-AM
Lebanon	WLBR	1270-AM
Lewistown	WMRF	95.7-FM
New Castle/Sharon/Youngstown*	WJST	1280-AM
Oil City	WKQW	1120-AM
Philadelphia	WPHT	1210-AM
Pittsburgh	WPIT	730-AM
Pottsville	WPPA	1360-AM
Reading	WEEU	830-AM
State College (flagship)	WQWK	1450-AM
	WQWK	103.7-FM
Stratonsville/Clarion	WKFT (WZDB)	101.3-FM
Sunbury	WKOK	1070-AM
Troy	WTZN	1310-AM
Tyrone	WTRN	1340-AM
Tyrone	WTRN	100.7-FM
Wellsboro	WNBT	104.5-FM
Wheeling, W.Va.	WRQY	96.5-FM
Wilkes-Barre	WILK	980-AM
Williamsport	WRAC	1400-AM
Williamsport/Hughesville	WRKK	1200-AM
York	W230CQ	93.9-FM
York / Red Lion	WGLD	1440-AM

# HEAD COACH PATRICK CHAMBERS



## Records

**Career**  
180-170  
(11th year)

**Penn State**  
138-142  
(Ninth year)

**Season**  
Ninth

**Alma Mater**  
Philadelphia '94

**Hometown**  
Newtown Square,  
Pennsylvania

**Family**  
Wife: Courtney

**Children:**  
Grace, Ryan,  
Caitlin & Patrick

## Experience

**2004-05**  
Villanova  
Director of Operations

**2005-08**  
Villanova  
Assistant Coach

**2008-09**  
Villanova  
Associate Head Coach

**2009-11**  
Boston University  
Head Coach

**2011-present**  
Penn State  
Head Coach

## Playing Experience

**1990-94**  
Philadelphia

Played for  
Naismith Basketball  
Hall of Fame Coach  
Herb Magee

All-time assists leader

As Patrick Chambers challenges his Nittany Lion student-athletes to get better each and every day, he also challenges himself daily to become a better coach and leader. Chambers has spent the last eight years at Penn State establishing a culture of teamwork and excellence, supported by pillars of accountability, faith, humility, gratitude, and passion that is built on a foundation of a positive attitude.

No one could set higher expectations for Nittany Lion basketball than Chambers himself. Competing for Big Ten championships is just one of his many goals, and the journey has produced several "firsts" and "bests" for this Penn State program.

En route to seven wins in their last 10 conference games in 2018-19, the Nittany Lions won five contests in February, the most in that month since the 1997-98 season. Chambers has now compiled 127 victories in his eight seasons at Penn State to rank fifth all-time in coaching wins, the most in any eight-year span in the Big Ten era.

Those victories are celebrated, as is the commitment Chambers makes to the Coaches vs. Cancer mission and the organization's long-time affiliation with the Penn State basketball program.

At the 2019 Final Four, Chambers was honored with the Coaches vs. Cancer Collegiate Champion Award and he accepted the award on behalf of the local committee members, volunteers and sponsors who helped make Coaches vs. Cancer of Penn State one of the top chapters in the nation. CVC-Penn State surpassed the \$3 million mark for net funds raised in fall 2018 with continued support for those in the Centre Region affected by cancer.

Milestones on the court were achieved as well, as the Penn State basketball program took a big step in the pursuit of consistent, sustainable success in 2017-18.

By the end of December, the Nittany Lions reached double-digits in wins and in January, the Nittany Lions stepped into the spotlight, defeating No. 13 Ohio State at Value City Arena, one of only two teams in the nation to accomplish that feat in 2017-18.

The relentless attitude the Nittany Lions possess is paying off: Penn State defeated three top-20 ranked opponents in back-to-back seasons for the first time ever. The 2017-18 season included a 23-point win over a top-10 team, the largest margin of victory over a ranked team in program history. The crowd, unsurprised by the big win at the BJC, swept onto the court to celebrate with the Nittany Lions.

Penn State racked up nine Big Ten Conference wins, the most, to date, in the Chambers era by the end of February 2018. A week later, Penn State picked up its 20th and 21st wins, the latter coming at the earliest point ever for the Nittany Lions. Chambers added those two wins in the 2018 Big Ten Tournament, with a total of five hard-fought Big Ten tournament wins in his tenure, tied with Ed DeChellis for the most by a Penn State coach.

Playing their best basketball in March, Chambers' squad registered seven wins against only one loss and won the National Invitation Tournament title. Penn State defeated teams from the Atlantic Coast, Atlantic 10, Big East, Pac-12 and Southeastern conferences with an average scoring margin of 10.4 points per game in NIT contests.

Dozens of records were broken and the increase in offensive production saw Penn State score 70 points or more in 29 games, while the stalwart defense, a Chambers' hallmark, frustrated opponents. Fourteen teams in 2017-18 failed to score more than 60 points against the Nittany Lions.

Individual records were rewritten as well, as Shep Garner broke the 23-year-old Big Ten single-season record for 3-pointers with 120 and etched his name in the Penn State yearbook for both the single-season and career mark. Tony Carr became the first Penn State men's sophomore to reach the 1,000-point career mark with Lamar Stevens becoming the second to achieve that milestone.

A Philly native, Chambers was introduced as the 12th head coach in program history June 6, 2011, and has poured his

passion and energy into building the Nittany Lion program. On Feb. 12, 2019, Penn State knocked off No. 6 Michigan in the Bryce Jordan Center and Chambers earned his 122nd win at Penn State, for fifth on the program's all-time win list.

Chambers has sent Reaves, Carr, Garner, Frazier, Newbill and numerous other players into the professional ranks. Carr was the first Nittany Lion drafted since 1999. Frazier (2009-14) an NBA veteran, is now with the Detroit Pistons, and Newbill (2013-15) signed a new contract to play for the National Basketball League's Cairns Taipans.

## AT BOSTON UNIVERSITY

Chambers came to Penn State after two years at Boston University, where in 2010-11 he led the Terriers to the America East Conference Championship and the program's first NCAA Tournament berth in more than a decade. He posted a 42-28 record, becoming the only coach in BU history to earn 20 wins in each of his first two seasons and the fastest in program history to win a conference championship.

## AT VILLANOVA

A native of Newtown Square, Pa., Chambers previously played for and coached with two of the nation's most successful college coaches. From 2004-09, he was a member of Wright's staff at Villanova, serving as associate head coach in 2008-09. He helped the Wildcats earn four NCAA Sweet 16 appearances and advance to the 2009 NCAA Final Four. Chambers played for Magee at Philadelphia University (formerly Philadelphia Textile), helping Magee become college basketball's all-time victories leader (941) and a 2011 Naismith Basketball Hall of Fame inductee.

During Chambers' five seasons on Wright's Villanova staff, he was instrumental in helping lead the Wildcats to a 126-45 record (.737), including the then-single-season win record of 30-8 in 2008-09. In 2008, Chambers helped lead the Wildcats to the 2009 NCAA Final Four, a first in 24 years, and saw Villanova advance to the Sweet 16 for the fourth time in its five NCAA Tournament appearances.

## AT PHILADELPHIA

Chambers joined the NCAA Division II Philadelphia University's basketball team as a walk-on in 1990 and went on to have an outstanding career under Magee. He became the team's starting point guard, earning first-team All-ECAC honors, and helped lead the Rams to four NCAA Division II Sweet 16 appearances and two Elite Eight appearances. He still holds the school record for career assists with 709.

## THE CHAMBERS FAMILY

The Chambers family is well represented at Penn State basketball games. Chambers and his wife, Courtney, have four children, Grace, Ryan, Caitlin and Patrick and three of Chambers' 11 siblings are Penn State graduates – brothers, Chris and Joe, and a sister, Megan, who resides in State College.

## CHAMBERS' COACHING RECORD

### PENN STATE

Year	Record	Conf. / Finish	Postseason
2019-20	11-2	1-1	
2018-19	14-18	7-13 / 10th	
2017-18	26-13	9-9 / t6	NIT Champion
2016-17	15-18	6-12 / t12th	
2015-16	16-16	7-11 / 10th	
2014-15	18-16	4-14 / 13th	
2013-14	16-18	6-12 / t10th	CBI Quarterfinals
2012-13	10-21	2-16 / 12th	
2011-12	12-20	4-14 / t11th	
<b>Totals</b>	<b>138-142</b>	<b>46-102</b>	

### BOSTON UNIVERSITY

Year	Record	Conf. / Finish	Postseason
2010-11	21-14	12-4 / 2nd	NCAA Tournament
2009-10	21-14	11-5 / 4th	CBI Semifinals
<b>Totals</b>	<b>42-28</b>	<b>23-9</b>	

### OVERALL TOTALS

11th season	180-170	.514	69-111	.383	NCAA (1), NIT (1)	CBI (2)
-------------	---------	------	--------	------	-------------------	---------

## CAREER LISTS

### CAREER SCORING (Top 20 1,000-plus)

	PTS	FGM	3FG	FTM	
1.	2,213	722	317	452	Talor Battle, 2007-11
2.	2,138	738	-	662	Jesse Arnelle, 1951-55
3.	1,986	615	308	448	Joe Crispin, 1997-01
4.	<b>1,873</b>	<b>687</b>	<b>71</b>	<b>428</b>	<b>Lamar Stevens, 2016-pres.</b>
5.	*1,812	627	127	431	D.J. Newbill, 2012-15
6.	1,629	532	336	229	Shep Garner, 2014-18
7.	1,605	525	332	223	Pete Lisicky, 1994-98
8.	1,579	644	22	269	Jamelle Cornley, 2005-09
9.	1,570	661	19	229	DeRon Hayes, 1989-93
10.	1,543	508	74	453	Tim Frazier, 2009-14
31.	1,025	357	1	309	James Barnes, 1987-91
32.	<b>1,024</b>	<b>424</b>	<b>176</b>		<b>Mike Watkins, 2016-pres.</b>
33.	1,020	345	87	230	Tony Ward, 1985-88
34.	1,019	429	-	161	Mike Edelman, 1979-82
35.	1,018	420	-	178	Gene Harris, 1960-62
36.	1,014	381	-	252	Mike Lang, 1980-83
37.	1,008	431		146	Jeff Miller, 1975-78

\* 3-year player record

Year-by-year statistics and breakdowns on pages 140-142 of the 2019-20 media guide.

### CAREER BLOCKS

	BLK	BPG	
1.	428	3.8	Calvin Booth, 1995-99
2.	<b>245</b>	<b>2.4</b>	<b>Mike Watkins, 2016-pres</b>
3.	191	2.3	John Amaechi, 1993-95
4.	133	1.5	Jordan Dickerson, 2014-16
5.	110	1.4	Jan Jagla, 2002-04
6.	<b>107</b>	<b>0.9</b>	<b>Lamar Stevens, 2016-pres.</b>
8.	107	0.8	Gyasi Cline-Heard
8.	100	0.9	Donovan Jack, 2013-16
9.	99	0.9	Carvin Jefferson, 1976-79
10.	92	0.8	Josh Reaves, 2015-pres.

### CAREER REBOUNDS

	REB	RPG	Name, Years
1.	1,238	12.3	Jesse Arnelle, 1951-55
2.	912	8.3	Mike Lang, 1979-83
3.	<b>847</b>	<b>8.3</b>	<b>Mike Watkins, 2016-pres.</b>
4.	816	6.2	Ross Travis, 2011-15
5.	762	11.0	Gene Harris, 1959-62
6.	755	7.4	Geary Claxton, 2004-08
	755	6.2	Jamelle Cornley, 2005-09
8.	<b>754</b>	<b>6.4</b>	<b>Lamar Stevens, 2016-pres.</b>
9.	745	8.9	John Amaechi, 1992-1995
10.	734	10.3	Carver Clinton, 1963-66

### CAREER FIELD GOALS MADE

	FG	FGA	Name, Years
1.	738	--	Jesse Arnelle, 1951-55
2.	722	1,791	Talor Battle, 2007-11
3.	<b>687</b>	<b>1,558</b>	<b>Lamar Stevens, 2016-pres.</b>
4.	661	1,374	DeRon Hayes, 1990-93
5.	644	1,260	Jamelle Cornley, 2005-09

## ACCOMPLISHMENTS

Scoring 10+	16-17	17-18	18-19	19-20	Car
Lamar Stevens	21	33	31	13	98
Mike Watkins	16	20	12	6	54
Myles Dread	--	--	13	5	18
Curtis Jones Jr.	2 IU	1 IU	8 OSU	3	14
Myreon Jones	--	--	4	10	14
Izaiah Brockington	--	5 SB	--	8	13
Jamari Wheeler	--	1	2	2	5
Seth Lundy	--	--	--	3	3
Trent Buttrick	--	--	1		1
Rebounds 10+	16-17	17-18	18-19	19-20	Car
Mike Watkins	9	13	9	7	38
Lamar Stevens	--	2	9	3	14
Myreon Jones	--	--	--	1	1
Scoring 20+	16-17	17-18	18-19	19-20	Car
Lamar Stevens	5	10	18	3	36
Mike Watkins	1	3	--		4
Myreon Jones	--	--		3	3
Izaiah Brockington	--	1 SB			1
Curtis Jones Jr.			1 OSU		1
Scoring 30+	16-17	17-18	18-19	19-20	Car
Lamar Stevens	--	2	--		2
Double-Doubles	16-17	17-18	18-19	19-20	Car
Mike Watkins	*8	12	6	5	31
Lamar Stevens	--	2	9	3	14
Myreon Jones	--	--	--	1	1

\*Penn State freshman record

## LEADING TEAM IN...

Scoring	16-17	17-18	18-19	19-20	Car
Lamar Stevens	8	9	21	7	45
Mike Watkins	4	3	1	2	10
Myreon Jones	--	--	1	4	5
Curtis Jones Jr.			4 OSU	1	5
Izaiah Brockington	--	1 SB	--	2	3
Jamari Wheeler	--	1			1
Trent Buttrick	--		1		1
Rebounds	16-17	17-18	18-19	19-20	Car
Mike Watkins	21	15	13	9	58
Lamar Stevens	7	10	15	5	37
Jamari Wheeler	--	2	1		3
John Harrar	--	2		1	3
Curtis Jones Jr.			1 OSU		1
Assists	16-17	17-18	18-19	19-20	Car
Jamari Wheeler	--	3	12	4	19
Lamar Stevens	2	2	7	4	17
Myreon Jones	--	--	1	5	6
John Harrar	--	--	1	2	3
Myles Dread	--	--	2	2	4
Mike Watkins	1		1		2
Curtis Jones Jr.			1 OSU	1	2
Izaiah Brockington	--	1 SB	--		1
Blocks	16-17	17-18	18-19	19-20	Car
Mike Watkins	26	20	15	10	71
Lamar Stevens	4	14	10	3	31
John Harrar	--	3	2		5
Trent Buttrick	--		3		3
Myles Dread	--	--	3		3
Izaiah Brockington	--	3 SB	--		3
Seth Lundy	--	--	--	2	2
C. Jones		1 IU		1	2
Kyle McCloskey	--	--	1		1
Jamari Wheeler	--		1		1
Seth Lundy	--	--	--	1	1
Steals	16-17	17-18	18-19	19-20	Car
Jamari Wheeler	--	15	6	5	26
Lamar Stevens	7	5	5	5	22
Mike Watkins	5	4	2	2	13
Curtis Jones Jr.	5 IU	1 IU	5 OSU		11
Myreon Jones	--	--	3	2	5
Myles Dread	--	--	3	1	4
John Harrar	--		3		3
Izaiah Brockington	--	2 SB	--	1	3
Trent Buttrick	--		1		1

## 20-POINT GAMES

### Lamar Stevens (36)

30 at Marquette-NIT, 3/20/2018 \*\*  
 30 vs. Northwestern, 1/5/2018  
 29 vs. Nebraska, 2/19/19  
 28 vs. Utah-NIT, 3/29/2018  
 27 vs. Bucknell, 11/19/19  
 27 at Minnesota, 1/19/2019  
 27 vs. Bradley, 11/21/2018  
 26 vs. Michigan, 2/12/19  
 26 vs. Nebraska, 1/12/2018  
 26 at Indiana (3ot), 2/1/2017 >>  
 25 at Illinois, 2/23/19  
 25 at Duquesne, 12/19/2018  
 25 vs. Wright State, 11/20/2018  
 25 at DePaul (ot), 11/15/2018  
 25 vs. Jacksonville State, 11/12/2018 @@  
 25 vs. Maryland, 2/7/2018  
 25 vs. Montana, 11/15/2017  
 25 vs. Texas A&M, 11/21/2017 \*\*  
 25 vs. Maryland, 2/7/2017  
 24 vs. Minnesota, 3/14/2019  
 24 vs. Maryland, 2/27/2019  
 24 vs. Purdue (ot), 1/31/19  
 24 vs. Duquesne, 11/13/2016 >>  
 23 at George Mason, 12/17/17  
 22 vs. Ole Miss, 11/27/2019  
 22 vs. Wisconsin, 3/2/2019  
 22 vs. Wisconsin, 1/6/19  
 22 vs. North Florida, 11/10/2018  
 22 at Iowa, 12/2/2017  
 21 vs. Rutgers, 1/26/2019  
 21 at Illinois, 2/11/2017  
 20 vs. Syracuse, 11/29/2019  
 20 at Ohio State, 2/7/2019 %  
 20 vs. Michigan State, 1/13/2019  
 20 at Indiana, 1/9/2018 \*\*  
 20 vs. Morgan State, 12/21/2016

### Mike Watkins (4)

22 vs. Wisconsin, 12/4/2017  
 20 vs. Minnesota (ot), 1/15/2018 ##  
 20 vs. Nebraska, 1/12/2018 ^^  
 20 at George Washington, 11/26/2016

### Myreon Jones (3)

22 vs. Wake Forest, 12/4/2019  
 21 vs. Central Connecticut State, 12/20/19  
 21 at Georgetown, 11/14/2019

% Josh Reaves & Stevens each scored 20 points in same game, 2018-19  
 @@ Rasir Bolton & Stevens each scored 25 points in same game, 2018-19  
 ## Tony Carr & Watkins scored 20+ points in same game, 2017-18  
 ^^ Stevens & Watkins scored 20+ points in same game, 2017-18  
 \*\* Tony Carr & Stevens scored 20+ points in same game, 2017-18  
 >> Tony Carr & Stevens scored 20+ points in same game 2016-17

## 30-POINT GAMES

### Lamar Stevens (2)

30 at Marquette-NIT, 3/20/2018  
 30 vs. Northwestern, 1/5/2018

## 2019-20 DOUBLE DOUBLE-DOUBLES

### 2019-20 (Points/Rebs-1)

Date	Opp	Pts	Reb	Nittany Lions
11/29	Syracuse	15	16	Mike Watkins
		16	10	Myreon Jones
12/10	#4 Maryland	15	11	Mike Watkins
		15	10	Lamar Stevens

## 2019-20 STARTING LINEUPS

OPP.	G	G	G	F	F	Rec
<b>Md. Eastern Shore</b>	<b>M. Jones</b>	<b>Dread</b>	<b>Wheeler</b>	<b>Stevens</b>	<b>Watkins</b>	<b>1-0</b>
Wagner	M. Jones	Dread	Wheeler	Stevens	Watkins	2-0
at Georgetown	M. Jones	Dread	Wheeler	Stevens	Watkins	3-0
Bucknell ^	M. Jones	Dread	Wheeler	Stevens	Watkins	4-0
Yale ^	M. Jones	Dread	Wheeler	Stevens	Watkins	5-0
Ole Miss ^^	M. Jones	Dread	Wheeler	Stevens	Watkins	5-1
Syracuse ^^	M. Jones	Dread	Wheeler	Stevens	Watkins	6-1
Wake Forest #	M. Jones	Dread	Wheeler	Stevens	Watkins	7-1
at #6 Ohio State *	M. Jones	Dread	Wheeler	Stevens	Watkins	7-2
#4 Maryland *	M. Jones	Dread	Wheeler	Stevens	Watkins	8-2
Alabama	M. Jones	Dread	Wheeler	Stevens	Watkins	9-2
Central Conn. St.	M. Jones	Dread	Wheeler	Stevens	Watkins	10-2
Cornell	M. Jones	Dread	Wheeler	Stevens	Watkins	11-2
vs. #23 Iowa *						
at Rutgers *						
at Nebraska *						
Michigan State *						
Iowa *						
at Minnesota *						
Rutgers *						
Purdue *						
at Northwestern *						
at Ohio State *						
Michigan *						
at Purdue *						
Nebraska *						
at Illinois *						
Maryland *						
at Wisconsin *						
at Rutgers *						
Illinois *						
<b>One (1) lineup</b>						
<b>Personnel</b>	M. Jones	Dread	Wheeler	Stevens	Watkins	
	(13)	(13)	(13)	(13)	(13)	

**Bold indicates new lineup.**

\* Big Ten Conference

^ NIT Season Tip-Off, BJC, University Park, Pa.

^^ at NIT Season Tip-Off, Barclays Center, Brooklyn, N.Y.

# ACC/Big Ten Challenge, University Park, Pa.

## 2019-20 STAT RANKINGS

### NCAA / Big Ten Statistical Rankings Through games of 1/1/2020

TEAM (top 60)	Value	NCAA	BT
		Rank	Rank
Total Blocks .....	83	7	1
Blocked Shots Per Game .....	6.4	8	1
Total Rebounds Per Game .....	41.54	18	3
Scoring Margin .....	14.5	24	3
Steals Per Game .....	9.2	28	1
Scoring Offense .....	80.4	31	4
Defensive Rebounds Per Game .....	28.85	33	4
Total Steals .....	120	34	1
Offensive Rebounds Per Game .....	12.69	36	4
Field Goal Percentage Defense .....	38.6	36	5
Assist to Turnover Ratio .....	1.24	37	6
Assists Per Game .....	16.1	42	4
Total Assists .....	209	51	3
Total Rebounds .....	540	56	3

INDIVIDUAL (top 100)	Value	NCAA	BT
		Rank	Rank

Blocked Shots Per Game			
Mike Watkins .....	3.54	5	1

Total Blocks			
Mike Watkins .....	46	5	1

Double-Doubles			
Mike Watkins .....	5	35	5

Defensive Rebounds Per Game			
Mike Watkins .....	6.62	39	4

Total Rebounds			
Mike Watkins .....	122	42	6

Rebounds Per Game			
Mike Watkins .....	9.4	44	6

Three-Point Field Goal Attempts			
Myles Dread .....	90	90	2

# 2019-20 PENN STATE & OPPONENT TEAM HIGHS/LOWS

## PENN STATE TEAM HIGHS

POINTS	98	BUCKNELL, 11/19/19
	91	WAGNER, 11/9/19
	90	CORNELL, 12/29/19
	87	CENTRAL CONN., 12/20/19
	85	vs. Syracuse, 11/29/19
FIELD GOALS MADE	39	BUCKNELL, 11/19/19
	35	CORNELL, 12/29/19
FIELD GOAL ATTEMPTS	69	YALE, 11/23/19
	68	MARYLAND, 12/10/19
	68	WAKE FOREST, 12/4/19
FG PERCENTAGE	.600, 39-65	BUCKNELL, 11/19/19
3 PT FIELD GOALS MADE	13	at Georgetown, 11/14/19
3 PT FG ATTEMPTS	31	MARYLAND EASTERN SHORE, 11/5/19
3 PT FG PERCENTAGE	.448, 13-29	at Georgetown, 11/14/19
FREE THROWS MADE	21	vs. Syracuse, 11/29/19
FREE THROW ATTEMPTS	33	WAGNER, 11/9/19
FT PERCENTAGE	.846, 11-13	CENTRAL CONN., 12/20/19
REBOUNDS	57	vs. Syracuse, 11/29/19
ASSISTS	24	CENTRAL CONN., 12/20/19
STEALS	15	at Georgetown, 11/14/19
BLOCKED SHOTS	12	vs. Ole Miss, 11/27/19
TURNOVERS	20	at Georgetown, 11/14/19
FOULS	25	at Ohio State, 12/7/19

## PENN STATE TEAM LOWS

POINTS	58	YALE, 11/23/19
FIELD GOALS MADE	23	ALABAMA, 12/14/19
	23	YALE, 11/23/19
FIELD GOAL ATTEMPTS	58	MARYLAND EASTERN SHORE, 11/5/19
	58	vs. Ole Miss, 11/27/19
FG PERCENTAGE	.333, 23-69	YALE, 11/23/19
3 PT FIELD GOALS MADE	5	WAKE FOREST, 12/4/19
	5	vs. Ole Miss, 11/27/19
	5	YALE, 11/23/19
	5	BUCKNELL, 11/19/19
3 PT FG ATTEMPTS	16	BUCKNELL, 11/19/19
3 PT FG PERCENTAGE	.179, 5-28	WAKE FOREST, 12/4/19
FREE THROWS MADE	7	YALE, 11/23/19
FREE THROW ATTEMPTS	9	YALE, 11/23/19
FT PERCENTAGE	.583, 14-24	MARYLAND EASTERN SHORE, 11/5/19
REBOUNDS	25	at Ohio State, 12/7/19
ASSISTS	7	at Ohio State, 12/7/19
STEALS	5	at Ohio State, 12/7/19
BLOCKED SHOTS	2	WAGNER, 11/9/19
TURNOVERS	7	YALE, 11/23/19
FOULS	9	BUCKNELL, 11/19/19

## OPPONENT TEAM HIGHS

POINTS	106	at Ohio State, 12/7/19
	74	vs. Ole Miss, 11/27/19
	71	ALABAMA, 12/14/19
	70	BUCKNELL, 11/19/19
	69	MARYLAND, 12/10/19
FIELD GOALS MADE	31	at Ohio State, 12/7/19
FIELD GOAL ATTEMPTS	77	ALABAMA, 12/14/19
FG PERCENTAGE	.574, 31-54	at Ohio State, 12/7/19
3 PT FIELD GOALS MADE	14	at Ohio State, 12/7/19
3 PT FG ATTEMPTS	34	ALABAMA, 12/14/19
3 PT FG PERCENTAGE	.538, 14-26	at Ohio State, 12/7/19
FREE THROWS MADE	30	at Ohio State, 12/7/19
FREE THROW ATTEMPTS	37	at Ohio State, 12/7/19
FT PERCENTAGE	.821, 23-28	MARYLAND, 12/10/19
REBOUNDS	48	MARYLAND, 12/10/19
ASSISTS	15	at Ohio State, 12/7/19
STEALS	9	at Georgetown, 11/14/19
BLOCKED SHOTS	4	CORNELL, 12/29/19
	4	YALE, 11/23/19
	4	at Georgetown, 11/14/19
TURNOVERS	21	at Georgetown, 11/14/19
FOULS	28	WAGNER, 11/9/19

## OPPONENT TEAM LOWS

POINTS	46	MARYLAND EASTERN SHORE, 11/5/19
FIELD GOALS MADE	17	WAKE FOREST, 12/4/19
FIELD GOAL ATTEMPTS	51	YALE, 11/23/19
FG PERCENTAGE	.293, 17-58	WAKE FOREST, 12/4/19
3 PT FIELD GOALS MADE	4	WAKE FOREST, 12/4/19
	4	at Georgetown, 11/14/19
	4	MARYLAND EASTERN SHORE, 11/5/19
3 PT FG ATTEMPTS	12	WAKE FOREST, 12/4/19
3 PT FG PERCENTAGE	.211, 4-19	MARYLAND EASTERN SHORE, 11/5/19
FREE THROWS MADE	3	YALE, 11/23/19
	3	BUCKNELL, 11/19/19
FREE THROW ATTEMPTS	5	BUCKNELL, 11/19/19
FT PERCENTAGE	.273, 3-11	YALE, 11/23/19
REBOUNDS	28	CORNELL, 12/29/19
	28	vs. Syracuse, 11/29/19
ASSISTS	8	MARYLAND EASTERN SHORE, 11/5/19
STEALS	2	YALE, 11/23/19
BLOCKED SHOTS	1	CENTRAL CONN., 12/20/19
	1	BUCKNELL, 11/19/19
	1	WAGNER, 11/9/19
	1	MARYLAND EASTERN SHORE, 11/5/19
TURNOVERS	9	at Ohio State, 12/7/19
FOULS	14	CENTRAL CONN., 12/20/19

Home games indicated by CAPS.

# 2019-20 PENN STATE & OPPONENT INDIVIDUAL HIGHS

PENN STATE		
POINTS	27	Lamar Stevens vs. BUCKNELL, 11/19/19
	22	Lamar Stevens vs. Ole Miss, 11/27/19
	22	Myreon Jones vs. WAKE FOREST, 12/4/19
	21	Myreon Jones vs. CENTRAL CONN., 12/20/19
	21	Myreon Jones at Georgetown, 11/14/19
	20	Lamar Stevens vs. Syracuse, 11/29/19
	19	Izaiah Brockington at Ohio State, 12/7/19
	19	Mike Watkins, vs. Ole Miss, 11/27/19
FIELD GOALS MADE	11	Lamar Stevens vs. BUCKNELL, 11/19/19
	9	Mike Watkins vs. CORNELL, 12/29/19
	9	Mike Watkins vs. BUCKNELL, 11/19/19
	8	Myreon Jones vs. CENT. CONN., 12/20/19
	8	Mike Watkins vs. Ole Miss, 11/27/19
FIELD GOAL ATTEMPTS	17	Lamar Stevens vs. YALE, 11/23/19
	16	Lamar Stevens vs. ALABAMA, 12/14/19
	16	Lamar Stevens vs. BUCKNELL, 11/19/19
	16	Lamar Stevens vs. Ole Miss, 11/27/19
FG PERCENTAGE (min 5 made)	1.000, 5-5	Jamari Wheeler vs. BUCKNELL, 11/19/19
	.900, 9-10	Mike Watkins vs. CORNELL, 12/29/19
3 PT FIELD GOALS MADE	5	Myreon Jones at Georgetown, 11/14/19
	5	Myles Dread vs. UMES, 11/5/19
3 PT FG ATTEMPTS	11	Myles Dread at Georgetown, 11/14/19
	9	Myles Dread vs. YALE, 11/23/19
	9	Myles Dread vs. BUCKNELL, 11/19/19
	9	Myles Dread vs. Wagner, 11/9/19
3 PT FG % (min 2 made)	1.000, 2-2	Jamari Wheeler vs. Wagner, 11/9/19
	1.000, 2-2	Seth Lundy vs. Wagner, 11/9/19
	.833, 5-6	Myles Dread vs. UMES, 11/5/19
FREE THROWS MADE	7	Lamar Stevens vs. Syracuse, 11/29/19
	7	Lamar Stevens vs. Ole Miss, 11/27/19
	6	Myles Dread vs. Wagner, 11/9/19
FREE THROW ATTEMPTS	10	Mike Watkins vs. Syracuse, 11/29/19
	9	Lamar Steves vs. ALABAMA, 12/14/19
	1.000, 6-6	Myles Dread vs. Wagner, 11/9/19
	1.000, 5-5	Myreon Jones vs. ALABAMA, 12/14/19
	1.000, 4-4	Lamar Stevens vs. WAKE FOREST, 12/4/19
	1.000, 4-4	Myreon Jones at Georgetown, 11/14/19
REBOUNDS	16	Mike Watkins vs. WAKE FOREST, 12/4/19
	16	Mike Watkins vs. Syracuse, 11/29/19
	13	Lamar Stevens vs. YALE, 11/23/19
	7	Jamari Wheeler vs. CCSU., 12/20/19
	6	Lamar Steves vs. ALABAMA, 12/14/19
	6	Myreon Jones vs. MARYLAND, 12/10/19
	6	Myreon Jones vs. UMES, 11/5/19
	5	Myreon Jones vs. CCSU, 12/20/19
	5	Myreon Jones vs. Ole Miss, 11/27/19
	5	Jamari Wheeler at Georgetown, 11/14/19
	5	Myles Dread vs. Wagner, 11/9/19
STEALS	4	Lamar Stevens vs. WAKE FOREST, 12/4/19
	4	Mike Watkins vs. Ole Miss, 11/27/19
	4	Jamari Wheeler vs. YALE, 11/23/19
	4	Myreon Jones vs. YALE, 11/23/19
	4	Lamar Stevens at Georgetown, 11/14/19
	4	Jamari Wheeler at Georgetown, 11/14/19
	4	Jamari Wheeler vs. UMES, 11/5/19
BLOCKED SHOTS	8	Mike Watkins vs. Ole Miss, 11/27/19
	7	Mike Watkins vs. UMES, 11/5/19
	5	Mike Watkins vs. CCSU, 12/20/19
	5	Lamar Stevens vs. Alabama, 12/14/19
	4	Mike Watkins vs. BUCKNELL, 11/19/19
	4	Mike Watkins at Georgetown, 11/14/19
MINUTES	39	Lamar Stevens vs. ALABAMA, 12/14/19
	38	Lamar Stevens at Georgetown, 11/14/19
	37	Lamar Stevens vs. MARYLAND, 12/10/19
	37	Myreon Jones vs. Syracuse, 11/29/19
	36	Myreon Jones vs. YALE, 11/23/19

OPPONENT		
POINTS	28	Kaleb Wesson, Ohio State, 12/7/19
	24	Azar Swain, YALE, 11/23/19
	19	Elijah Hughes, Syracuse, 11/29/19
	19	Curtis Cobb, WAGNER, 11/9/19
	18	Breein Tyree, Ole Miss, 11/27/19
	18	Alex Morales, WAGNER, 11/9/19
FIELD GOALS MADE	9	Kaleb Wesson, Ohio State, 12/7/19
	9	Azar Swain, YALE, 11/23/19
FIELD GOAL ATTEMPTS	19	Jimmy Boeheim vs. CORNELL, 12/29/19
FG PERCENTAGE (min 5 made)	.714, 5-7	Duane Washington Jr., Ohio State, 12/7/19
3 PT FIELD GOALS MADE	6	Azar Swain, YALE, 11/23/19
3 PT FG ATTEMPTS	13	Azar Swain, YALE, 11/23/19
3 PT FG % (min 2 made)	1.000, 3-3	Bryce Williams, Ole Miss, 11/27/19
	1.000, 2-2	Terrance McBride, CORNELL, 12/29/19
FREE THROWS MADE	11	Elijah Hughes, Syracuse, 11/29/19
FREE THROW ATTEMPTS	13	Elijah Hughes, Syracuse, 11/29/19
FT PERCENTAGE (min 4 made)	1.000, 6-6	Eric Ayala, MARYLAND, 12/10/19
	1.000, 6-6	Kaleb Wesson, Ohio State, 12/7/19
	1.000, 6-6	Bryce Williams, Ole Miss, 11/27/19
	1.000, 4-4	Myron Gardner, Georgetown, 11/14/19
REBOUNDS	11	Jalen Smith, MARYLAND, 12/10/19
	10	Kaleb Wesson, Ohio Stae, 12/7/19
	10	Olivier Sarr, WAKE FOREST, 12/4/19
	10	Quincy Guerrier, Syracuse, 11/29/19
	10	Omer Yurtseven, Georgetown, 11/14/19
ASSISTS	7	CJ Walker, Ohio State, 12/7/19
	7	Joseph Girard III, Syracuse, 11/29/19
BLOCKED SHOTS	3	Jalen Smith, MARYLAND, 12/10/19
	3	Omer Yurtseven, Georgetown, 11/14/19
STEALS	4	KJ Buffen, Ole Miss, 11/27/19

Home games indicated by CAPS.

# PENN STATE: LAST TIME IT HAPPENED

## TEAM WON / LOSS

BEAT TOP 25 TEAM	2/27/19 vs. No. 17 Maryland (78-61)
BEAT TOP 25 TEAM ROAD	1/25/18 at No. 13 Ohio State (82-79)
BEAT TOP 10 TEAM	2/12/19 vs. No. 6 Michigan (75-69)
BEAT TOP 5 TEAM	12/10/19 vs. No. 4 Maryland (76-69)
BEAT A BIG TEN TEAM BY 20+	2/19/19 vs. Nebraska (95-71)
WON IN OVERTIME	1/12/18 vs. Nebraska (76-74 (ot))
LOST IN OVERTIME	3/14/19 vs. Minnesota-BTT (L, 72-77 (ot))
PLAYED DOUBLE OVERTIME	3/6/16 vs. Illinois (W, 86-79 (2ot))
PLAYED TRIPLE OVERTIME	2/11/17 at Indiana (L, 110-102 (3ot))
NEVER TRAILED	12/20/19 vs. Central Conn. State (87-58)
CAME FROM 20+ DOWN TO WIN	3/15/95 (NIT) vs Miami (62-56) (-20)
CAME FROM 15+ DOWN TO WIN	11/23/19 vs. Yale (48-32, 9:12 2H) (-16)
CAME FROM 10-14 DOWN TO WIN	3/14/18 vs. Temple-NIT (63-57) (-11)
WON BIG TEN ROAD	3/6/19 at Rutgers (66-65)
WON BIG TEN NEUTRAL	1/7/17 vs. Michigan State (The Palestra) (72-63)
WON TOP 25 BIG TEN ROAD	1/25/18 at 13/13 Ohio State (82-79)
WON NON-CONFERENCE ROAD	11/14/19 at Georgetown (81-66)
WON NON-CONFERENCE NEUTRAL	11/29/19 vs. Syracuse, NIT Preseason TipOff (85-64)
LOST BIG TEN AT HOME	1/31/19 vs. Purdue (90-99 (ot))
LOST NON-CONFERENCE AT BJC	12/22/17 vs. Rider (70-71)
LOST NON-CONFERENCE AT REC HALL	12/14/13 vs. Princeton (71-69 (ot))

## TEAM SCORING

SCORED 100+	2/1/17 at Indiana (102 (3ot))
ALLOWED 100+	12/7/19 at Ohio State, (106)
BOTH TEAMS SCORED 100+	2/1/17 at Indiana (L, 110-102 (3ot))
SCORED 90+	12/29/19 vs. Cornell (90)
ALLOWED 90+	1/31/19 vs. No. 17 Purdue (99-90 (ot))
SCORED 80+	12/20/19 vs. Central Conn. State (87)
CONSECUTIVE GAMES SCORING 80+	2: 12/20/19 vs. Central Conn. State (87) & 12/29/19 vs. Cornell (90) 4: 11/5/19 vs. Maryland Eastern Shore (84), 11/9/2019 vs. Wagner (91), 11/14/19 at Georgetown (81) & 11/19/19 vs. Bucknell (98)
SCORED UNDER 50	1/25/16 at Ohio State (46)
SCORED UNDER 40	2/21/15 at Northwestern (39)
SCORED 60+ IN A HALF	12/19/09 vs. Gardner-Webb (60 2nd)
SCORED 50+ IN FIRST HALF	12/20/19 vs. Central Conn. State (51)
SCORED 50+ IN SECOND HALF	11/29/19 vs. Syracuse (51)
SCORED 45+ IN FIRST HALF	12/29/19 vs. Cornell (45)
BENCH SCORED 50+	12/7/05 vs. UMKC (50)
OPP SCORED 45 OR LESS	1/27/18 vs. Rutgers (43)
CONSECUTIVE OPP BELOW 45	2009 at Temple (45) & UMBC (42)
OPP SCORED 40 OR LESS	3/6/14 at Northwestern (32)
CONSECUTIVE OPP BELOW 40	2007 vs. Princeton (38) & Denver (39)
OPP SCORED 10 OR LESS IN HALF	12/15/07 Denver (10)
OPP SCORED 15 OR LESS IN HALF	2/7/15 Nebraska (13)

## TEAM SHOOTING PERCENTAGES

SHOT 60%+ FG	11/19/19 vs. Bucknell (60.0%)
SHOT 60%+ FG IN BIG TEN	1/3/06 vs Northwestern (64.0%)
SHOT 50%+ FG IN BIG TEN	2/19/19 vs. Nebraska (55.6%)
SHOT 70% IN HALF	1/5/18 vs. Northwestern (17-24, 70.8%)
SHOT 60% IN HALF	11/19/19 vs. Bucknell (60.6)
SHOT UNDER 30%	11/21/18 vs. Bradley (17-59, 28.8%)
SHOT 70%+ FROM 3PT	PSU record - 1/25/18 at 13/13 Ohio State, 11-14, 78.6%
SHOT 60%+ FROM 3PT	11/28/10 vs. Furman (12-19, 63.2%)
SHOT 50%+ FROM 3PT	2/19/19 vs. Nebraska (11-22, 50%)
SHOT 95%+ FROM FT	12/21/18 at Alabama (5-5, 100%)
SHOT 90%+ FROM FT	2/11/17 at Illinois (18-20, 90%)
SHOT 85%+ FROM FT	2/19/19 vs. Nebraska (14-16, 87.5)

SHOT 40% OR LESS FT  
1/25/16 at Ohio State (2-5, 40%)

SHOT 0.0% FT	1/3/12 at Wisconsin (0-1, 0.0%)
OPP SHOT 60%+ FG	12/15/18 NC State (60.7%)
OPP SHOT BELOW 30% FG	12/4/19 vs. Wake Forest (17-58, 29.3%)
OPP SHOT 0.0% 3FG	12/17/17 at George Mason (0-14)

## TEAM REBOUNDING

50+ REBOUNDS	12/14/19 vs. Alabama (50)
45+ REBOUNDS	3/6/19 at Rutgers (45)
20+ OFFENSIVE REBS	1/29/19 vs. Syracuse (27)
20 OR LESS REBOUNDS	2/29/12 at Purdue (13)
OPP 20 OR LESS REBOUNDS	2/11/17 at Illinois (20)

## TEAM STEALS, ASSISTS, TURNOVERS & BLOCKS

15+ STEALS	11/14/19 at Georgetown (15)
10+ STEALS	12/10/19 vs. Maryland (10)
30+ ASSISTS	12/30/06 vs. VMI (36)
20+ ASSISTS	12/20/19 vs. Central Conn. State (24)
CONSEC. GAMES/ 20+ ASSISTS	1/2/18 at Maryland (20) & 12/30/17 vs. Coppin St. (22) 12/18/16 vs. St. John's (23), 12/21/16 vs Morgan State (23) 11/13/16 vs. Duquesne (20), 11/15/16 vs. Grand Canyon (20)
5 OR FEWER TURNOVERS	3/1/18 vs. Northwestern-BTT (5)
20 + TURNOVERS	11/14/19 at Georgetown (20)
OPP 25+ TURNOVERS	11/12/17 Fairleigh Dickinson (31)
10+ BLOCKS	12/20/19 vs. Central Conn. State (10)
10 PLAYERS 10+ MINUTES	11/5/19 vs. Maryland Eastern Shore (10)

## INDIVIDUAL SCORING

PLAYER 40+ POINTS	Gene Harris (46) vs. Holy Cross, 12/28/1961
PLAYER 35+ POINTS	D.J. Newbill (37) vs. Purdue, 1/17/2015
PLAYER 30-34 POINTS	Lamar Stevens (30) at Marquette-NIT, 3/20/18
3 PLAYERS 20+ POINTS	Claxton, Cornley, Hassell vs. VMI, 12/30/2006
2 PLAYERS 20+ POINTS	Rasir Bolton (21) and Lamar Stevens (29) vs. Nebraska, 2/19/19
6+ PLAYERS 10+ POINTS	11/5/19 vs. Maryland Eastern Shore (6)
5+ PLAYERS 10+ POINTS	12/10/19 vs. Maryland (5)
2+ PLAYERS DOUBLE-DOUBLES	12/10/19 vs. Maryland Mike Watkins (15 pts/11 reb) & Lamar Stevens (15 pts/10 reb)

## MISCELLANEOUS INDIVIDUAL STATS

PLAYER 20+ REBOUNDS	Aaron Johnson (21) vs. Northwestern, 1/22/05
PLAYER 15+ REBOUNDS	Mike Watkins (16) vs. Wake Forest, 12/4/19
PLAYER 10+ ASSISTS	Tony Carr (14) vs. Utah-NIT (82-66), 3/29/18
PLAYER 5+ STEALS	Josh Reaves (5) at Ohio State, 2/7/19 Jamari Wheeler (5) at Ohio State, 2/7/19
PLAYER 5+ BLOCKS	Mike Watkins (5) vs. Central Conn. State, 12/20/19
PLAYER 5+ BLOCKS, Consec. Games	Mike Watkins (5) vs. Albany, 11/11/16; Duquesne, 11/13/16
PLAYER 6+ THREES	Josh Reaves (6) vs. Illinois, 3/10/19 Rasir Bolton (7) vs. Colgate, 12/8/18

# 2019-20 GAME-BY-GAME LEADERS

	OPP.	RESULT	DBL		POINTS	REBOUNDS	ASSISTS	BLOCKS	STEALS
			FIG						
11/5	MD EASTERN SHORE	W 84-46	6		Stevens (17) •	Watkins (11) •	M. Jones (6) •	Watkins (7) •	Wheeler (4) •
11/9	WAGNER	W 91-64	5		M. Jones (14)	Watkins (8)	Dread (5) •	Watkins/Lundy (1) •T	Wheeler (3) •
11/14	at Georgetown	W 81-66	3		M. Jones (21) •	Stevens (9)	Wheeler (5) •	Watkins (4) •	Stevens Wheeler (4) •T
11/19	BUCKNELL ^	W 98-70	4		Stevens (27) •	Stevens (8)	M. Jones/Wheeler (4)	Watkins (4) •	Stevens (3) •
11/23	YALE ^	W 58-56	3		Brockington (15)	Stevens (13) •	M. Jones (4) •	Stevens (3) •	M. Jones/Wheeler (4) •
11/27	vs. Mississippi ^^	L 72-74	3		Stevens (22) •	Watkins (12) •	M. Jones (5)	Watkins (8) •	Watkins (4) •T
11/29	vs. Syracuse ^^	W 85-64	5		Stevens (20) •	Watkins (16) •	C. Jones, Stevens (4) •T	Watkins (4) •	Watkins, Wheeler (2) •T
12/4	WAKE FOREST #	W 76-54	3		M. Jones (22) •	Watkins (16) •	Harrar, Stevens (3) •T	Watkins (5) •	Stevens (4) •
12/7	at 6/6 Ohio State *	L 74-106	3		Brockington (19)	Harrar, Stevens Watkins (3)	Harrar, Wheeler (2)	C. Jones, Lundy Watkins (1) T•	Brockington (3) •
12/10	4/4 MARYLAND *	W 76-69	5		Stevens, Watkins (15)	Watkins (11) •T	M. Jones (6) •	Watkins (4) •	Brockington (3) •
12/14	ALABAMA	W 73-71	3		C. Jones, Stevens (18) •T	Stevens (11) •	Stevens (6) •T	Stevens (5) •	M. Jones/Stevens (2)
12/20	CENTRAL CONN. ST.	W 87-58	3		M. Jones (21) •	Watkins (8) •	M. Jones (6) •	Watkins (4) •	Brockington (3) •
12/29	CORNELL	W 90-59	4		Stevens, Watkins (19) •T	Watkins (10) •	Dread, Stevens (4) •T	Stevens (2) •	M. Jones (3) •

• -- indicates game-high total | T• -- indicates tie for game-high total

# 2019-20 GAME-BY-GAME COMPARISONS

Team	Result	FG-A	Pct.	3FG-A	Pct.	FT-A	Pct.	O	D	Tot	PF-DQ	A	TO	B	S	1H	2H	OT	F	Mar
Md. Eastern Shore PENN STATE	W 84-46	18-54 29-58	.333 .500	4-19 12-31	.211 .387	6-13 14-24	.462 .583	11 14	21 28	32 42	22 17	8 19	19 15	11 11	10	17 37	29 47	--	46 84	+38
Wagner PENN STATE	W 91-64	24-59 30-65	.407 .462	5-18 11-30	.278 .367	11-20 20-33	.550 .606	8 12	30 31	38 43	28-3 19	10 16	18 12	4 2	1 9	30 37	34 54	--	64 91	+27
at Georgetown Penn State	W 81-66	23-61 28-63	.377 .444	4-13 13-29	.308 .448	16-21 12-17	.762 .706	13 11	28 30	41 41	17 21	13 19	21 20	4 5	9 15	34 42	32 39	--	66 81	+15
Bucknell ^ PENN STATE	W 98-70	30-70 39-65	.429 .600	7-27 5-16	.259 .313	3-5 15-23	.600 .652	13 12	18 28	31 40	19 9	13 15	14 11	1 6	5 8	42 45	28 53	--	70 98	+28
Yale ^ PENN STATE	W 58-56	22-51 23-69	.431 .333	9-23 5-27	.391 .185	3-11 7-9	.273 .778	4 14	34 30	38 44	15 15	10 14	16 7	4 4	2 12	31 21	25 37	--	56 58	+2
vs. Ole Miss ^^ PENN STATE	L 72-74	26-62 26-58	.419 .448	7-16 5-19	.438 .263	15-19 15-18	.789 .833	11 6	27 27	38 33	18-1 20	14 16	15 16	3 12	8 10	27 43	43 29	--	74 72	-2
Syracuse ^^ Penn State	W 85-64	18-54 27-67	.333 .403	6-24 10-31	.250 .323	22-33 21-31	.667 .677	7 23	21 34	28 57	21-1 21	14 18	12 14	2 4	8 6	27 34	37 51	--	64 85	+21
Wake Forest # PENN STATE	W 76-54	17-58 30-68	.293 .441	4-12 5-28	.333 .179	16-22 11-17	.727 .647	10 17	23 35	33 52	17-1 21	9 12	20 15	2 6	7 12	23 41	31 35	--	54 76	+22
at 6/6 Ohio State * Penn State	L 74-106	31-54 29-59	.574 .424	14-26 10-29	.538 .345	30-37 14-20	.811 .700	9 11	28 14	37 25	18 25-1	15 7	9 11	2 3	5 5	46 35	60 39	--	106 74	-32
4/4 Maryland * PENN STATE	W 79-69	19-57 29-68	.333 .426	8-23 7-19	.348 .368	23-28 11-14	.821 .786	17 10	31 23	48 33	16 16	9 19	20 8	3 10	4 10	30 40	39 36	--	69 76	+7
Alabama PENN STATE	W 73-71	27-77 23-63	.351 .365	9-34 8-27	.265 .296	8-14 19-26	.571 .731	14 11	33 39	47 50	22-1 14	12 14	10 16	2 7	5 6	40 34	31 39	--	71 73	+2
Gen. Conn. State PENN STATE	W 87-58	21-62 33-61	.339 .541	7-19 10-30	.368 .333	9-16 11-13	.563 .846	13 6	22 31	35 37	14 17	13 24	15 13	1 10	8 9	31 51	27 36	--	58 87	+29
Cornell PENN STATE	W 90-59	22-54 35-67	.407 .522	8-19 8-26	.421 .308	7-13 12-18	.538 .667	10 18	18 25	28 43	15-1 17	14 16	17 11	4 3	5 8	29 45	30 45	--	59 90	+31

\* Big Ten Conference



# 2019-20 NITTANY LION POINTS-REBOUNDS-ASSISTS

Opponent	Date	Score		00	01	02	04	05	10	11
				JONES,MYRE	LUNDY,SETH	DREAD,MYLE	JONES JR.,	WHEELER,JA	MCCLOSKEY,	STEVENS,LA
UMES	11/05/19	84-46	w	10-2-6	3-3-2	15-0-2	10-2-1	0-3-4	0-0-0	17-6-1
WAGNER	11/09/19	91-64	w	14-1-3	12-7-0	9-5-5	8-3-1	10-3-2	0-0-0	13-6-0
at Georgetown	11/14/19	81-66	w	21-1-2	0-0-1	14-6-4	5-1-2	5-3-5	DNP	14-9-3
BUCKNELL	11/19/19	98-70	w	7-3-4	3-1-0	12-3-3	8-3-1	10-4-4	0-1-0	27-8-1
YALE	11/23/19	58-56	w	7-4-4	0-0-0	13-5-2	3-1-2	0-5-1	DNP	13-13-3
vs Ole Miss	11/27/19	72-74	L	12-3-5	0-0-1	0-3-2	6-0-0	8-3-4	DNP	22-7-1
vs Syracuse	11/29/19	85-64	w	16-10-3	10-4-0	6-3-3	14-2-4	4-7-3	DNP	20-7-4
WAKE FOREST	12/04/19	76-54	w	22-1-0	3-4-1	4-1-0	6-3-1	2-4-1	2-0-0	14-7-3
at Ohio St.	12/07/19	74-106	L	9-2-0	10-1-0	5-2-1	8-1-0	2-2-2	0-0-0	11-3-1
MARYLAND	12/10/19	76-69	w	14-3-6	0-0-0	12-1-2	2-0-1	4-2-4	DNP	15-10-4
ALABAMA	12/14/19	73-71	w	17-5-2	0-1-0	9-2-2	18-6-1	0-2-1	DNP	18-11-6
CENTRAL CONN. ST.	12/20/19	87-58	w	21-2-5	0-0-0	9-2-3	4-2-1	8-2-7	0-0-1	10-4-4
CORNELL	12/29/19	90-59	w	18-2-2	8-4-1	2-3-4	2-3-1	0-0-0	0-1-0	19-3-4

Opponent	Date	Score		12	15	20	21	24	33
				BROCKINGTO	BUTTRICK,T	NUSSBAUM,T	HARRAR,JOH	WATKINS,MI	BEATTIE,ST
UMES	11/05/19	84-46	w	10-2-1	2-3-1	1-1-0	4-5-1	12-11-0	0-0-0
WAGNER	11/09/19	91-64	w	12-3-1	3-0-0	DNP	3-2-3	7-8-1	DNP
at Georgetown	11/14/19	81-66	w	8-7-1	DNP	DNP	6-4-1	8-8-0	DNP
BUCKNELL	11/19/19	98-70	w	7-3-2	0-1-0	DNP	6-4-0	18-5-0	DNP
YALE	11/23/19	58-56	w	15-4-1	0-0-0	DNP	2-7-1	5-4-0	DNP
vs Ole Miss	11/27/19	72-74	L	4-3-1	DNP	DNP	2-0-1	18-12-1	DNP
vs Syracuse	11/29/19	85-64	w	0-2-0	DNP	DNP	0-0-0	15-16-1	DNP
WAKE FOREST	12/04/19	76-54	w	13-5-1	1-1-0	0-0-0	2-5-3	7-16-2	0-0-0
at Ohio St.	12/07/19	74-106	L	19-1-1	2-1-0	DNP	2-3-2	6-3-0	DNP
MARYLAND	12/10/19	76-69	w	14-3-1	DNP	DNP	0-1-1	15-11-0	DNP
ALABAMA	12/14/19	73-71	w	4-4-0	0-1-0	DNP	0-2-1	7-10-1	DNP
CENTRAL CONN. ST.	12/20/19	87-58	w	11-3-1	8-5-0	0-2-1	5-4-1	8-8-0	3-0-0
CORNELL	12/29/19	90-59	w	11-4-2	3-2-0	0-0-0	5-6-0	19-10-2	3-0-0

# 2019-20 PENN STATE GAME BOX SCORES

1

## Official Basketball Box Score - Final Maryland Eastern Shore vs Penn State

Game Time: 7:00 PM  
Game Duration: 1:55

Maryland Eastern Shore - 46 • 0-1

##	Player	F	G	Total FG/FGA	3-Ptr FG/FGA	FT-FTA	Rebounds			PF	TP	A	TO	Blk	Stl	Min	
							Off	Def	Tot								
0	AJ Cheeseman	F		4-11	0-2	1-4	0	1	1	1	9	0	3	0	0	20:55	
22	Gabriel Gyamfi	F		1-2	0-1	1-2	1	3	4	2	3	0	3	1	1	20:16	
2	Ty Gibson	F		2-8	1-5	1-2	0	1	1	6	0	1	0	2	21:17		
11	Ahmad Frost	G		0-2	0-1	0-0	1	1	2	0	0	0	3	0	0	14:14	
33	Derrick Green	G		0-1	0-0	0-0	0	1	1	0	0	1	0	0	0	11:41	
2-3	Canaan Bartley	G		1-1	0-0	1-2	3	1	2	1	5	0	1	0	0	12:42	
5	Da'Shawn Phillip	G		3-8	2-5	0-0	1	2	3	8	1	2	0	1	22:57		
10	Glen Anderson	G		1-4	0-0	0-1	0	4	4	2	3	0	0	0	0	25:23	
1	Marlon Adams	G		0-1	0-0	0-0	0	2	2	3	0	1	2	0	0	09:17	
24	Walker Prevost	G		0-3	0-0	0-0	1	1	2	1	0	1	1	0	0	13:07	
21	Jacob McIntosh	G		1-1	0-0	0-0	0	0	0	3	2	0	1	0	0	05:58	
14	Bruce Guy	G		2-3	0-0	3-4	1	2	3	1	7	1	1	0	1	10:27	
4	Kevon Voyles	G		2-7	0-4	0-0	1	0	1	4	4	0	1	0	0	11:46	
Team							4	2	6								
<b>Totals</b>				<b>18-54</b>	<b>4-19</b>	<b>6-13</b>	<b>11</b>	<b>21</b>	<b>32</b>	<b>22</b>	<b>46</b>	<b>8</b>	<b>19</b>	<b>1</b>	<b>7</b>	<b>200:00</b>	
FG % 1st: 7-21 33.3%		2nd: 11-33 33.3%		Game: 18-54 33.3%												Deadball Rebounds 4.0	
3PT % 1st: 1-8 12.5%		2nd: 3-11 27.3%		Game: 4-19 21.1%													
FT % 1st: 2-7 28.6%		2nd: 4-6 66.7%		Game: 6-13 46.2%													

Penn State - 84 • 1-0

##	Player	F	C	Total FG/FGA	3-Ptr FG/FGA	FT-FTA	Rebounds			PF	TP	A	TO	Blk	Stl	Min	
							Off	Def	Tot								
11	Lamar Stevens	F	C	6-12	2-5	3-4	2	4	6	3	17	1	2	0	0	20:11	
24	Mike Watkins	F	C	5-6	0-0	2-3	4	7	11	0	12	0	0	7	1	19:43	
0	Myreon Jones	G		3-4	2-3	2-3	0	2	2	0	10	6	2	0	0	25:41	
2	Myles Dread	G		5-7	5-6	0-0	0	0	0	3	15	2	2	1	2	16:19	
5	Jamari Wheeler	G		0-2	0-1	0-0	1	2	3	1	0	4	2	1	4	20:06	
21	John Harrar	G		1-2	0-1	2-2	3	2	5	1	4	1	2	0	0	14:52	
12	Izaiah Brockington	G		4-8	1-3	1-3	0	2	2	3	10	1	0	1	1	17:49	
4	Curtis Jones	G		4-9	2-6	0-0	0	2	2	10	1	1	1	1	2	24:14	
15	Trent Buttrick	G		1-6	0-4	0-0	1	2	3	0	2	1	0	1	0	15:20	
1	Seth Lundy	G		0-1	0-1	3-5	1	2	3	4	3	2	2	0	0	14:05	
10	Kyle McCloskey	G		0-1	0-1	0-2	0	0	0	0	0	0	1	0	0	08:14	
20	Taylor Nussbaum	G		0-0	0-0	1-2	1	0	1	0	1	0	0	0	0	01:43	
33	Stephen Beattie	G		0-0	0-0	0-0	0	0	0	0	0	0	0	0	0	01:43	
Team							1	3	4								
<b>Totals</b>				<b>29-58</b>	<b>12-31</b>	<b>14-24</b>	<b>14</b>	<b>28</b>	<b>42</b>	<b>17</b>	<b>84</b>	<b>19</b>	<b>15</b>	<b>11</b>	<b>10</b>	<b>200:00</b>	
FG % 1st: 13-31 41.9%		2nd: 16-27 59.3%		Game: 29-58 50.0%												Deadball Rebounds 4.0	
3PT % 1st: 4-16 25.0%		2nd: 9-15 60.0%		Game: 12-31 38.7%													
FT % 1st: 7-12 58.3%		2nd: 7-12 58.3%		Game: 14-24 58.3%													

Officials: D.J. Carstensen, Bill Ek, Bill McCarthy  
Technical fouls: Maryland Eastern Shore - NONE Penn State - NONE  
Attendance: 5869

Score by periods	1st	2nd	Total
Maryland Eastern Shore	17	29	46
Penn State	37	47	84

	In	Off	2nd	Fast
Points	Paint	T/O	Chance	Break
MES	24	12	7	7
PSU	28	15	22	22

Last FG - MES 2nd-0:28, PSU 2nd - 0:57.  
Largest lead - MES by 0 1st - 20:00, PSU by 48 2nd - 9:06  
MES led for 0:00, PSU led for 39:49, Game was tied for 00:11

Score tied - 0 times,  
Lead changed - 0 times.

2

## Official Basketball Box Score - Final Wagner vs Penn State

Game Time: 4:00 PM  
Game Duration: 2:01

Wagner - 64 • 0-2

##	Player	F	G	Total FG/FGA	3-Ptr FG/FGA	FT-FTA	Rebounds			PF	TP	A	TO	Blk	Stl	Min	
							Off	Def	Tot								
32	Patrick Szpir	F		4-10	0-0	0-0	3	6	9	4	8	0	0	0	0	28:57	
2	Alex Morales	G		6-14	2-5	4-7	0	6	6	2	18	3	5	0	2	37:16	
11	Will Martinez	G		1-7	0-0	2-4	1	1	2	5	4	4	3	0	2	28:19	
13	Tyrene Nesby IV	G		0-5	0-5	0-0	0	1	1	5	0	0	2	1	0	25:57	
33	Curtis Cobb	G		8-17	3-8	0-0	1	3	4	2	19	1	5	0	0	37:24	
4	Eljah Ford	G		4-5	0-0	4-6	1	8	9	4	12	2	2	0	0	24:57	
22	Jai'Mer Fletcher	G		1-1	0-0	1-2	0	0	0	5	3	0	0	0	0	11:06	
25	Deandre Wilkins	G		0-0	0-0	0-1	0	1	1	1	0	0	0	0	0	06:04	
Team							2	4	6								
<b>Totals</b>				<b>24-59</b>	<b>5-18</b>	<b>11-20</b>	<b>8</b>	<b>30</b>	<b>38</b>	<b>28</b>	<b>64</b>	<b>10</b>	<b>18</b>	<b>1</b>	<b>4</b>	<b>200:00</b>	
FG % 1st: 12-31 38.7%		2nd: 12-28 42.9%		Game: 24-59 40.7%												Deadball Rebounds 4.0	
3PT % 1st: 4-11 36.4%		2nd: 1-7 14.3%		Game: 5-18 27.8%													
FT % 1st: 2-4 50.0%		2nd: 9-16 56.3%		Game: 11-20 55.0%													

Penn State - 91 • 2-0

##	Player	F	C	Total FG/FGA	3-Ptr FG/FGA	FT-FTA	Rebounds			PF	TP	A	TO	Blk	Stl	Min	
							Off	Def	Tot								
11	Lamar Stevens	F	C	6-13	0-2	1-5	3	3	6	3	13	0	1	0	1	26:21	
24	Mike Watkins	C		2-4	0-0	3-4	1	7	8	1	7	1	3	1	0	21:51	
0	Myreon Jones	G		5-10	2-5	2-3	0	1	1	3	14	3	2	0	0	25:05	
2	Myles Dread	G		1-10	1-9	6-6	1	4	5	0	9	5	1	0	1	23:53	
5	Jamari Wheeler	G		3-4	2-2	2-6	0	3	3	2	10	2	1	0	3	23:42	
21	John Harrar	G		1-1	0-0	1-3	2	0	2	3	3	1	0	0	0	13:37	
12	Izaiah Brockington	G		4-9	1-4	3-4	1	2	3	1	12	1	2	0	1	23:29	
4	Curtis Jones	G		3-8	2-4	0-0	0	3	3	3	8	1	0	0	1	19:26	
15	Trent Buttrick	G		1-1	1-1	0-0	0	0	0	0	3	0	1	0	0	05:08	
1	Seth Lundy	G		4-4	2-2	2	5	7	3	12	0	0	1	0	0	15:20	
10	Kyle McCloskey	G		0-1	0-1	0-0	0	0	0	0	0	0	0	0	0	02:08	
Team							2	3	5								
<b>Totals</b>				<b>30-65</b>	<b>11-30</b>	<b>20-33</b>	<b>12</b>	<b>31</b>	<b>43</b>	<b>19</b>	<b>91</b>	<b>16</b>	<b>12</b>	<b>2</b>	<b>9</b>	<b>200:00</b>	
FG % 1st: 13-34 38.2%		2nd: 17-31 54.8%		Game: 30-65 46.2%												Deadball Rebounds 6.1	
3PT % 1st: 4-14 28.6%		2nd: 7-16 43.8%		Game: 11-30 36.7%													
FT % 1st: 7-13 53.8%		2nd: 13-20 65.0%		Game: 20-33 60.6%													

Officials: Larry Scrotto, Edwin Young, Andy O'Brien  
Technical fouls: Wagner - T.Nesby IV, F. Ford, Penn State - NONE  
Attendance: 6372

Score by periods	1st	2nd	Total
Wagner	30	34	64
Penn State	37	54	91

	In	Off	2nd	Fast
Points	Paint	T/O	Chance	Break
WAG	26	13	11	10
PSU	28	19	15	20

Last FG - WAG 2nd-0:07, PSU 2nd - 0:28.  
Largest lead - WAG by 4 1st - 16:05, PSU by 30 2nd - 2:19  
WAG led for 4:33, PSU led for 34:00, Game was tied for 01:27

Score tied - 3 times,  
Lead changed - 4 times.

3

## Official Basketball Box Score -- Game Totals -- Final Statistics Penn St. vs Georgetown

Penn St. 81 • 3-0,0-0 Big Ten

##	Player	F	C	Total FG/FGA	3-Ptr FG/FGA	FT-FTA	Rebounds			PF	TP	A	TO	Blk	Stl	Min
							Off	Def	Tot							
11	Lamar Stevens	f		4-13	2-5	4-6	2	7	9	2	14	3	6	1	4	38
24	Mike Watkins	c		3-6	0-0	2-3	1	7	8	2	8	0	2	4	1	24
0	Myreon Jones	g	</													

# 2019-20 PENN STATE GAME BOX SCORES

5

Official Basketball Box Score - Final  
Yale vs Penn State  
11/23/19 Bryce Jordan Center

Game Time: 4:00 PM  
Game Duration: 1:53

Yale - 56 • 3-3

#	Player	F	Total FG-FGA	3-Ptr FG-FGA	FT-FTA	Rebounds			PF	TP	A	TO	Blk	Stl	Min
						Off	Def	Tot							
20	Paul Atkinson	F	5-11	0-0	2-2	3	5	8	2	12	3	3	2	0	30:43
23	Jordan Bruner	F	3-7	1-3	1-4	0	9	9	2	8	2	4	1	0	34:34
0	Jalen Gabbidon	G	2-7	1-3	0-0	0	4	4	2	8	0	1	0	1	21:56
2	Eric Monroe	G	0-0	0-0	0-0	0	4	4	2	0	1	2	1	0	27:52
5	Azar Swain	G	9-18	6-13	0-0	0	5	5	0	24	2	4	0	0	34:43
3	August Mahoney	G	0-0	0-0	0-0	0	0	0	2	0	0	0	0	1	12:36
10	Matthue Cotton	G	3-7	1-3	0-2	0	2	2	7	1	0	0	0	0	18:35
14	Jameel Alausa	G	0-1	0-1	0-2	0	2	2	2	0	1	0	0	0	10:47
35	Isaiah Kelly	G	0-0	0-0	0-1	0	0	0	0	0	0	0	0	0	05:17
22	Austin Williams	G	0-0	0-0	0-0	0	0	0	1	0	0	1	0	0	02:57
Team						1	3	4							
Totals			22-51	9-23	3-11	4	34	38	15	56	10	16	4	2	200:00

FG % 1st: 12.28 42.9% 2nd: 10.23 43.5% Game: 22-51 43.1%  
3PT % 1st: 4.4 44.4% 2nd: 5-14 35.7% Game: 9-23 38.1%  
FT % 1st: 3-6 50.0% 2nd: 0-5 0.0% Game: 3-11 27.3%

Penn State - 58 • 5-0

#	Player	F	Total FG-FGA	3-Ptr FG-FGA	FT-FTA	Rebounds			PF	TP	A	TO	Blk	Stl	Min
						Off	Def	Tot							
11	Lamar Stevens	F	6-17	0-4	1-2	3	10	13	2	13	3	1	3	1	32:45
24	Mike Watkins	C	2-3	0-0	1-2	2	2	4	1	5	0	1	0	1	15:59
0	Myreon Jones	G	3-14	1-5	0-0	0	4	4	1	7	4	2	0	0	36:04
2	Myles Dread	G	4-10	3-9	2-2	1	4	5	3	13	2	1	0	1	26:51
5	Jamari Wheeler	G	0-4	0-1	0-0	1	4	5	4	0	1	0	0	4	24:19
12	Izaiah Brockington	G	6-11	0-3	3-3	1	3	4	0	15	1	1	0	1	26:49
21	John Harrar	G	1-2	0-0	0-0	6	1	7	2	2	1	0	1	0	15:50
4	Curtis Jones	G	1-7	1-5	0-0	0	1	1	2	3	2	0	0	0	15:53
1	Seth Lundy	G	0-0	0-0	0-0	0	0	0	0	0	0	0	0	0	03:27
15	Trent Buttrick	G	0-1	0-0	0-0	0	0	0	0	0	0	0	0	0	02:03
Team						0	1	1							
Totals			23-69	5-27	7-9	14	30	44	15	58	14	7	4	12	200:00

FG % 1st: 9.33 27.3% 2nd: 14.36 38.9% Game: 23-69 33.3%  
3PT % 1st: 1-3 7.7% 2nd: 4-14 28.6% Game: 5-27 18.5%  
FT % 1st: 2-4 50.0% 2nd: 5-5 100.0% Game: 7-9 77.8%

Officials: Steve McJunkins, Brandon Cruz, Owen Short  
Technical fouls: Yale - NONE Penn State - NONE  
Attendance: 6091

Score by periods				1st	2nd	Total	In Off 2nd Fast											
				Points	Paint	T/O	Chance	Break	Bench									
Yale				31	25	56	YAL	20	9	5	3	7						
Penn State				21	37	58	PSU	26	14	13	21	20						

Last FG - YAL 2nd-3:54, PSU 2nd-0:56  
Largest lead - YAL by 16 2nd-9:12, PSU by 2 2nd-0:56  
YAL led for 37:30, PSU led for 0:57, Game was tied for 01:33

6

Official Basketball Box Score -- Game Totals -- Final Statistics  
Ole Miss vs Penn State  
11/27/19 4:00 pm at

Ole Miss 74 • 5-1,0-0 SEC

#	Player	F	Total FG-FGA	3-Ptr FG-FGA	FT-FTA	Rebounds			PF	TP	A	TO	Blk	Stl	Min
						Off	Def	Tot							
03	Khadim Sy	f	3-8	0-1	2-3	2	6	8	4	8	1	2	0	0	25
05	KJ Buffen	f	6-13	0-0	1-2	4	5	9	1	13	6	0	1	4	39
00	Blake Hinson	g	6-10	3-5	2-2	1	5	6	5	17	2	3	0	0	30
02	Devontae Shuler	g	0-5	0-0	0-0	0	3	3	0	0	3	2	0	1	26
04	Breerin Tyree	g	7-18	1-7	3-5	0	5	5	1	18	0	3	1	0	33
01	Austin Crowley	g	0-1	0-0	0-0	0	0	0	0	0	0	1	3	0	11
13	Bryce Williams	g	3-6	3-3	6-6	1	0	1	1	15	1	2	1	1	20
14	Antavion Collum	g	0-0	0-0	0-0	0	1	1	3	0	0	0	0	1	12
23	Sammy Hunter	g	1-1	0-0	1-1	0	0	0	3	3	0	0	0	0	4
Team						3	2	5							
Totals			26-62	7-16	15-19	11	27	38	18	74	14	15	3	8	200

FG % 1st Half: 10-25 40.0% 2nd half: 16-37 43.2% Game: 26-62 41.9%  
3FG % 1st Half: 1-5 20.0% 2nd half: 6-11 54.5% Game: 7-16 43.8%  
FT % 1st Half: 6-10 60.0% 2nd half: 9-9 100.0% Game: 15-19 78.9%

Penn State 72 • 5-1,0-0 Big Ten

#	Player	F	Total FG-FGA	3-Ptr FG-FGA	FT-FTA	Rebounds			PF	TP	A	TO	Blk	Stl	Min
						Off	Def	Tot							
11	Stevens, Lamar	f	7-16	1-3	7-8	2	5	7	4	22	1	3	2	0	31
24	Watkins, Mike	c	8-11	0-0	2-4	3	9	12	2	18	1	2	8	4	37
00	Jones, Myreon	g	5-10	2-6	0-0	0	3	3	2	12	5	2	0	0	25
02	Dread, Myles	g	0-4	0-4	0-0	0	3	3	0	2	2	0	1	0	24
05	Wheeler, Jamari	g	3-5	0-1	2-2	0	3	3	4	8	4	3	0	1	31
01	Lundy, Seth	g	0-1	0-0	0-0	0	0	0	0	0	1	0	2	1	7
04	Jones Jr., Curtis	g	2-7	2-4	0-0	0	0	0	1	6	0	0	0	0	13
12	Brockington, Izaiah	g	1-4	0-1	2-2	1	2	3	1	4	1	3	0	1	22
21	Harrar, John	g	0-0	0-0	2-2	0	0	0	3	2	1	1	0	2	10
Team						0	2	2							
Totals			26-58	5-19	15-18	6	27	33	20	72	16	16	12	10	200

FG % 1st Half: 16-30 53.3% 2nd half: 10-28 35.7% Game: 26-58 44.8%  
3FG % 1st Half: 3-8 37.5% 2nd half: 2-11 18.2% Game: 5-19 26.3%  
FT % 1st Half: 8-10 80.0% 2nd half: 7-8 87.5% Game: 15-18 83.3%

Officials: Justin Porterfield, Bo Boroski, Pat Driscoll  
Technical fouls: Ole Miss-None, Penn State-None  
Attendance:  
2019-20 Men's Basketball, Round: 0, Ole Miss vs Penn St., Played at :

Score by periods				1st	2nd	Total	In Off 2nd Fast											
				Points	Paint	T/O	Chance	Break	Bench									
Ole Miss				27	47	74	OM	26	16	15	12	18						
Penn State				43	29	72	PSU	36	15	6	21	12						

Last FG - OM 2nd-00:26, PSU 2nd-00:38  
Largest lead - OM by 2 2nd-00:13, PSU by 21 2nd-16:23  
OM led for 00:13, PSU led for 37:05, Game was tied for 02:42

7

Official Basketball Box Score -- Game Totals -- Final Statistics  
Penn State vs Syracuse  
11/29/19 7:00 pm at Brooklyn, N.Y. (Barclays Center)

Penn State 85 • 6-1,0-0 ACC

#	Player	F	Total FG-FGA	3-Ptr FG-FGA	FT-FTA	Rebounds			PF	TP	A	TO	Blk	Stl	Min
						Off	Def	Tot							
11	Stevens, Lamar	f	6-12	1-4	7-8	2	5	7	4	20	4	3	0	1	27
24	Watkins, Mike	c	5-13	0-0	4-9	11	5	16	4	15	1	3	4	2	31
00	Jones, Myreon	g	4-13	3-8	5-6	1	9	10	2	16	3	2	0	0	37
02	Dread, Myles	g	2-9	2-8	0-0	0	3	3	6	3	1	0	0	0	19
05	Wheeler, Jamari	g	1-2	0-1	2-4	3	4	7	1	4	3	2	0	2	34
01	Lundy, Seth	g	4-8	1-2	1-1	2	2	4	3	10	0	1	0	1	15
04	Jones Jr., Curtis	g	5-10	3-7	1-2	1	1	2	14	4	0	0	0	0	26
12	Brockington, Izaiah	g	0-0	0-0	0-0	0	2	2	1	0	0	1	0	0	4
21	Harrar, John	g	0-0	0-0	0-0	0	0	0	1	0	0	0	0	0	7
Team						3	3	6							
Totals			27-67	10-30	21-31	23	34	57	21	85	18	14	4	6	200

FG % 1st Half: 11-34 32.4% 2nd half: 16-33 48.5% Game: 27-67 40.3%  
3FG % 1st Half: 4-16 25.0% 2nd half: 6-14 43.3% Game: 10-30 33.3%  
FT % 1st Half: 8-12 66.7% 2nd half: 13-19 68.4% Game: 21-31 67.7%

Syracuse 64 • 4-3,0-1 ACC

#	Player	F	Total FG-FGA	3-Ptr FG-FGA	FT-FTA	Rebounds			PF	TP	A	TO	Blk	Stl	Min
						Off	Def	Tot							
21	Marek Dolezaj	f	3-4	0-0	4-8	2	3	5	10	2	1	0	1	1	31
33	Elijah Hughes	f	3-11	2-7	11-13	0	4	4	3	19	4	1	2	2	40
34	Bourama Sidibe	f	1-3	0-0	0-0	0	1	1	5	2	0	0	0	1	17
11	Josip Girard III	g	1-9	0-4	4-5	0	2	2	1	6	7	2	0	2	32
35	Buddy Boehme	g	5-16	3-8	1-3	0	1	1	14	1	3	0	0	0	39
00	Brycen Goodine	g	0-2	0-1	0-0	0	0	0	2	0	2	0	1	9	
01	Quincy Guerrier	g													

# 2019-20 PENN STATE GAME BOX SCORES

9

## Penn State vs Ohio St. 12/07/19 12:00 pm at

### Penn State 74 • 7-2,0-1 Big Ten

#	Player	Total			Rebounds			PF	TP	A	TO	Blk	Stl	Min	
		FG-FGA	3-PT	FT-FTA	Off	Def	Tot								
11	Stevens, Lamar	f	4-8	1-3	2-2	0	3	3	5	11	1	1	0	1	18
24	Watkins, Mike	c	3-8	0-0	0-0	2	1	3	4	6	0	3	1	0	17
00	Jones, Myreon	g	3-7	2-5	1-1	1	1	2	1	9	0	1	0	0	25
02	Dread, Myles	g	1-6	1-6	2-2	1	1	2	2	5	1	1	0	1	23
05	Wheeler, Jamari	g	0-1	0-0	2-4	1	1	2	3	2	2	0	0	0	25
01	Lundy, Seth	g	3-4	2-3	2-4	0	1	1	3	10	0	0	1	0	21
04	Jones Jr., Curtis	g	2-8	2-7	2-0	0	1	1	1	8	0	0	1	0	17
12	McCloskey, Kyle	g	0-1	0-0	0-1	0	0	0	0	0	0	0	0	0	2
10	Brockington, Izaiah	g	7-13	2-5	3-4	1	0	1	3	19	1	2	0	3	30
15	Buttrick, Trent	g	1-1	0-0	0-0	1	0	1	1	2	0	0	0	0	3
21	Harrar, John	g	1-2	0-0	0-0	1	2	3	2	2	2	0	0	0	19
Team			1-2	0-0	0-0	3	3	6			7	1	3	5	200
Totals			25-59	10-29	14-20	11	14	25	25	74	7	11	3	5	200

FG % 1st Half: 11-28 39.3% 2nd half: 14-31 45.2% Game: 25-59 42.4%  
 3FG % 1st Half: 4-14 28.6% 2nd half: 6-15 40.0% Game: 10-29 34.5%  
 FT % 1st Half: 9-11 81.8% 2nd half: 5-9 55.6% Game: 14-20 70.0%

### Ohio St. 106 • 9-0,1-0 Big Ten

#	Player	Total			Rebounds			PF	TP	A	TO	Blk	Stl	Min	
		FG-FGA	3-PT	FT-FTA	Off	Def	Tot								
25	Kyle Young	f	3-3	0-0	3-4	2	4	6	2	9	0	1	0	0	24
34	Kaleb Wesson	f	9-16	4-6	6-6	0	10	10	3	28	2	0	1	1	25
01	Luther Muhammad	g	4-6	4-5	2-2	1	1	2	3	14	3	1	0	1	26
04	Duane Washington Jr.	g	5-7	4-6	0-0	0	2	2	0	14	0	1	0	0	30
13	CJ Walker	g	2-5	0-2	5-6	0	2	2	2	9	7	0	0	1	24
00	Alonzo Gaffney	g	0-0	0-0	0-0	0	0	0	0	2	0	0	0	0	3
03	D.J. Carton	g	1-3	0-0	6-7	0	0	0	4	8	2	4	0	0	20
10	Justin Ahrens	g	1-2	1-2	0-0	0	0	0	0	3	0	0	0	0	3
24	Andre Wesson	g	5-9	1-3	4-6	2	3	5	2	15	1	1	0	0	31
32	E.J. Liddell	g	1-3	0-2	3-4	1	3	4	0	5	0	0	1	1	11
40	Danny Hummer	g	0-0	0-0	1-2	0	0	0	0	1	0	0	0	1	3
Team			0-0	0-0	1-2	0	0	0	0	1	0	0	0	1	3
Totals			31-54	14-26	30-37	9	28	37	18	106	15	9	2	5	200

FG % 1st Half: 14-24 58.3% 2nd half: 17-30 56.7% Game: 31-54 57.4%  
 3FG % 1st Half: 2-8 25.0% 2nd half: 12-18 66.7% Game: 14-26 53.8%  
 FT % 1st Half: 16-19 84.2% 2nd half: 14-18 77.8% Game: 30-37 81.1%

Officials: Rob Kueneman, Courtney Green, Terry Wymer  
 Technical fouls: Penn State-Stevens, Lamar. Ohio St.-Kaleb Wesson.  
 Attendance: 12901  
 2019-20 Men's Basketball. Round: 0. Ohio St. vs Penn St.. Played at Value City

Score by periods	1st	2nd	Total
Penn State	35	39	74
Ohio St.	46	60	106

Last FG - PSU 2nd-00:08, OSU 2nd-01:05.  
 Largest lead - PSU None, OSU by 37 2nd-02:06.  
 PSU led for 00:00. OSU led for 38:32. Game was tied for 01:28.

Points	In	Off	2nd	Fast	Bench
PSU	16	10	7	4	41
OSU	26	15	18	6	32

Score tied - 1 time.  
 Lead changed - 0 times.

10

## Official Basketball Box Score - Final Maryland vs Penn State

Game Time: 7:00 PM  
 Game Duration: 2:05

### Maryland - 69 • 10-1 (1-1)

#	Player	Total			Rebounds			PF	TP	A	TO	Blk	Stl	Min	
		FG-FGA	3-PT	FT-FTA	Off	Def	Tot								
21	Makhi Mitchell	F	0-4	0-0	0-0	3	3	6	0	0	0	3	0	1	16:25
25	Jalen Smith	F	3-5	1-1	5-6	5	6	11	5	12	1	3	3	1	28:23
1	Anthony Cowan	G	5-17	3-9	3-6	0	6	6	1	16	3	4	0	1	36:52
2	Aaron Wiggins	G	3-12	1-6	6-7	3	5	8	3	13	2	1	0	0	33:26
5	Eric Ayala	G	4-10	1-4	6-6	3	3	6	2	15	2	3	0	0	27:21
11	Darryl Morsell	G	3-6	1-1	1-1	0	4	4	3	8	1	0	0	1	22:44
24	Donia Scott	G	1-2	1-1	0-0	0	2	2	2	3	0	1	0	0	17:16
13	Hakim Hart	G	0-1	0-1	0-0	0	0	0	0	0	0	0	0	0	02:56
10	Serrel Smith Jr.	G	0-0	0-0	0-0	0	0	0	0	0	0	1	0	0	01:23
4	Ricky Lindo Jr.	G	0-0	0-0	2-2	0	1	1	0	2	0	0	0	0	13:14
Team			0-0	0-0	0-0	0	0	0	0	0	0	0	0	0	0
Totals			19-57	8-23	23-28	17	31	48	16	69	9	20	3	4	200:00

FG % 1st: 11-30 36.7% 2nd: 8-27 29.6% Game: 19-57 33.3%  
 3PT % 1st: 4-10 40.0% 2nd: 4-13 30.8% Game: 8-23 34.8%  
 FT % 1st: 4-4 100.0% 2nd: 19-24 79.2% Game: 23-28 82.1%

### Penn State - 76 • 8-2 (1-1)

#	Player	Total			Rebounds			PF	TP	A	TO	Blk	Stl	Min	
		FG-FGA	3-PT	FT-FTA	Off	Def	Tot								
11	Lamar Stevens	F	5-13	2-3	3-4	1	9	10	4	15	4	3	2	0	37:48
24	Mike Watkins	C	7-11	0-1	1-2	2	9	11	3	15	0	0	4	0	29:52
00	Myreon Jones	G	5-15	2-6	2-2	2	1	3	2	14	6	1	0	2	34:27
2	Myles Dread	G	4-9	2-6	2-2	0	1	1	1	12	2	0	0	2	32:34
5	Jamari Wheeler	G	2-4	0-1	0-0	2	0	2	3	4	4	1	1	1	22:52
12	Izaiah Brockington	G	5-12	1-1	3-4	0	3	3	3	14	1	2	1	3	24:25
21	John Harrar	G	0-1	0-0	0-0	1	0	1	0	0	1	1	2	1	09:54
4	Curtis Jones	G	1-3	0-1	0-0	0	0	0	0	2	1	0	0	1	07:23
1	Seth Lundy	G	0-0	0-0	0-0	0	0	0	0	0	0	0	0	0	00:45
Team			0-0	0-0	0-0	2	0	2							
Totals			29-68	7-19	11-14	10	23	33	16	76	19	8	10	10	200:00

FG % 1st: 16-39 46.2% 2nd: 11-29 37.9% Game: 29-68 42.6%  
 3PT % 1st: 4-8 50.0% 2nd: 3-11 27.3% Game: 7-19 36.8%  
 FT % 1st: 0-0 0.0% 2nd: 11-14 78.6% Game: 11-14 78.6%

Officials: Bo Boroski, Larry Scrotto, Keith Kimble  
 Technical fouls: Maryland - NONE Penn State - NONE  
 Attendance: 8643

Score by periods	1st	2nd	Total
Maryland	30	39	69
Penn State	40	36	76

Last FG - UMD 2nd-00:05, PSU 2nd - 0:05.  
 Largest lead - UMD by 11 1st - 17:12, PSU by 12 1st - 8:27  
 UMD led for 1:21, PSU led for 38:06, Game was tied for 00:33

Points	In	Off	2nd	Fast	Bench
UMD	16	10	9	15	13
PSU	36	22	14	16	16

Score tied - 1 time.  
 Lead changed - 4 times.

11

## Alabama vs Penn State 12/14/19 2:00 pm at

### Alabama 71 • 4-5,0-0 SEC

#	Player	Total			Rebounds			PF	TP	A	TO	Blk	Stl	Min	
		FG-FGA	3-PT	FT-FTA	Off	Def	Tot								
00	Javian Davis	f	3-5	0-1	2-5	2	2	4	4	8	0	1	0	0	12
03	Alex Reese	f	4-11	3-8	1-2	2	6	8	2	12	1	0	0	0	29
01	Herbert Jones	g	3-12	0-1	0-2	2	7	9	2	6	2	2	1	3	32
02	Kira Lewis Jr.	g	3-18	1-8	0-0	1	6	7	2	7	6	4	1	1	37
23	John Petty Jr.	g	3-7	1-4	0-0	2	4	6	5	7	0	1	0	0	19
05	Jaden Shackelford	g	3-10	1-6	0-0	1	3	4	1	7	2	1	0	0	28
11	James Bolden	g	5-10	2-4	3-3	2	1	3	3	15	1	1	0	0	26
12	Jaylen Forbes	g	1-2	1-2	2-2	1	3	4	1	5	0	0	0	0	9
30	Galin Smith	g	2-2	0-0	0-0	0	0	0	2	4	0	0	0	1	8
Team			0-0	0-0	0-0	1	1	2							
Totals			27-77	9-34	8-14	14	33	47	22	71	12	10	2	5	200

FG % 1st Half: 14-39 35.9% 2nd half: 13-38 34.2% Game: 27-77 35.1%  
 3FG % 1st Half: 6-19 31.6% 2nd half: 3-15 20.0% Game: 9-34 26.5%  
 FT % 1st Half: 6-10 60.0% 2nd half: 2-4 50.0% Game: 8-14 57.1%

### Penn State 73 • 9-2,1-1 Big Ten

#	Player	Total			Rebounds			PF	TP	A	TO	Blk	Stl	Min	
		FG-FGA	3-PT	FT-FTA	Off	Def	Tot								
11	Stevens, Lamar	f	6-16	0-4	6-9	0	11	11	1	18	6	4	5	2	39
24	Watkins, Mike	c	2-6	0-1	3-7	3	7	10	4	7	1	1	2	1	22

# 2019-20 PENN STATE GAME BOX SCORES

13

Official Basketball Box Score - Final  
**Cornell vs Penn State**  
 12/29/19 Bryce Jordan Center

Game Time: 12:00 PM  
 Game Duration: 1:58

Cornell - 59 • 1-10

#	Player	Total FG-FGA	3-Ptr FG-FGA	FT-FTA	Rebounds			PF	TP	A	TO	Blk	Stl	Min
					Off	Def	Tot							
3	Jimmy Boeheim	F 5-19	2-6	5-7	2	4	6	3	17	3	3	1	1	32:52
22	Josh Warren	F 3-5	0-0	0-2	0	1	1	3	6	1	2	1	1	25:02
23	Jordan Jones	F 1-6	0-4	0-0	0	3	3	5	2	1	2	0	0	19:06
5	Bryan Knapp	G 2-4	1-1	0-0	0	3	3	0	5	1	1	0	0	23:17
11	Terrance McBride	G 4-6	2-2	2-2	1	0	1	0	12	5	1	0	1	33:29
12	Kobe Dickson	1-2	0-0	0-1	5	1	6	0	2	1	3	1	0	21:51
2	Marcus Fillien	1-1	1-1	0-0	0	1	1	0	3	0	2	0	0	04:21
25	Dean Noll	0-0	0-0	0-0	0	0	0	1	0	0	0	1	0	06:48
4	Greg Dolan	3-6	2-3	0-1	0	3	3	2	8	0	1	0	2	18:22
21	Riley Voss	2-3	0-0	0-0	0	0	0	1	4	2	1	0	0	08:32
13	Thurston McCarty	0-1	0-1	0-0	0	0	0	0	0	0	0	0	0	02:56
1	Matt Harshany	0-0	0-0	0-0	1	0	1	0	0	0	0	0	0	01:08
20	Chaz Mack	0-1	0-1	0-0	0	0	0	0	0	0	0	0	0	01:08
32	Noah Gear	0-0	0-0	0-0	0	0	0	0	0	0	0	0	0	01:08
Team					1	2	3				1			
<b>Totals</b>		<b>22-54</b>	<b>8-19</b>	<b>7-13</b>	<b>10</b>	<b>18</b>	<b>28</b>	<b>15</b>	<b>59</b>	<b>14</b>	<b>17</b>	<b>4</b>	<b>5</b>	<b>200:00</b>

FG % 1st: 10-24 41.7% 2nd: 12-30 40.0% Game: 22-54 40.7%  
 3PT % 1st: 5-11 45.5% 2nd: 3-8 37.5% Game: 8-19 42.1%  
 FT % 1st: 4-5 80.0% 2nd: 3-8 37.5% Game: 7-13 53.8%

DeadBall  
 Rebounds  
 3,0

Penn State - 90 • 11-2

#	Player	Total FG-FGA	3-Ptr FG-FGA	FT-FTA	Rebounds			PF	TP	A	TO	Blk	Stl	Min
					Off	Def	Tot							
11	Lamar Stevens	F 7-13	1-3	4-7	1	2	3	3	19	4	2	2	1	24:10
24	Mike Watkins	C 9-10	0-0	1-2	3	7	10	0	19	2	1	1	1	22:33
0	Myreon Jones	G 7-13	3-6	1-2	0	2	2	2	18	2	0	0	3	20:48
2	Myles Dread	G 0-6	0-6	2-2	1	2	3	1	2	4	1	0	0	33:36
5	Jaman Wheeler	G 0-0	0-0	0-0	0	0	0	0	0	0	1	0	0	07:58
12	Izaiah Brockington	5-8	0-2	1-1	3	1	4	3	11	2	2	0	2	26:26
21	John Harrar	1-1	0-0	3-4	4	2	6	3	5	0	1	0	1	12:26
4	Curtis Jones	1-6	0-3	0-0	0	3	3	1	2	1	1	0	0	22:34
1	Seth Lundy	3-7	2-4	0-0	1	3	4	2	8	1	1	0	0	14:49
15	Trent Buttrick	1-2	1-1	0-0	1	1	2	1	3	0	0	0	0	08:51
10	Kyle McCloskey	0-0	0-0	0-0	0	1	1	1	0	0	1	0	0	03:33
20	Taylor Nussbaum	0-0	0-0	0-0	0	0	0	0	0	0	0	0	0	01:08
33	Stephen Beattie	1-1	1-1	0-0	0	0	0	0	3	0	0	0	0	01:08
Team					4	1	5				0			
<b>Totals</b>		<b>35-67</b>	<b>8-26</b>	<b>12-18</b>	<b>18</b>	<b>25</b>	<b>43</b>	<b>17</b>	<b>90</b>	<b>16</b>	<b>11</b>	<b>3</b>	<b>8</b>	<b>200:00</b>

FG % 1st: 18-33 54.5% 2nd: 17-34 50.0% Game: 35-67 52.2%  
 3PT % 1st: 4-13 30.8% 2nd: 4-13 30.8% Game: 8-26 30.8%  
 FT % 1st: 5-9 55.6% 2nd: 7-9 77.8% Game: 12-18 66.7%

DeadBall  
 Rebounds  
 2,0

Officials: Bill McCarthy, Chris Beaver, Scott Skille

Technical Fouls: Cornell - NONE Penn State - NONE

Attendance: 8316

Score by periods	1st	2nd	Total
Cornell	29	30	59
Penn State	45	45	90

	In	Off	2nd	Fast
Points	Paint	T/O	Chance	Break
COR	20	7	11	3
PSU	44	30	20	19

Last FG - COR 2nd-0:07, PSU 2nd - 0:35.  
 Largest lead - COR by 2, 1st - 19:36, PSU by 35 2nd - 6:32  
 COR led for 0:15, PSU led for 37:59, Game was tied for 01:46

Score tied - 2 times,  
 Lead changed - 1 time.

# NITTANY LIONS BESTS & CAREER TOTALS

## 33 | STEPHEN BEATTIE

	2019-20 Season	Career	Big Ten
Points	3, 2x, last vs. Cornell, 12/29/19	3, 2x, last vs. Cornell, 12/29/19	
Rebounds	--	--	
Assists	--	--	
Blocks	--	--	
Steals	--	--	
Minutes	2, 2x, last vs. Central Conn., 12/20/19	2, 2x, last vs. Central Conn., 12/20/19	
FG Made	1, 2x, last vs. Cornell, 12/29/19	1, 2x, last vs. Cornell, 12/29/19	
FG Attempted	2, vs. Central Conn., 12/20/19	2, vs. Central Conn., 12/20/19	
3-Point FG Made	1, 2x, last vs. Cornell, 12/29/19	1, 2x, last vs. Cornell, 12/29/19	
3-Point FG Attempted	2, vs. Central Conn., 12/20/19	2, vs. Central Conn., 12/20/19	
FT Made	--	--	
FT Attempted	--	--	
FT Attempted	5, vs. UMES, 11/5/19	5, vs. UMES, 11/5/19	4, at Ohio State, 12/7/19

### Career Totals

Season	GP-GS	Min/Avg	Total		3-Point		FT-FTA		Pct.		Rebounds			PF		DQ		A		T		B		S		Scoring	
			FG-FGA	Pct.	FG-FGA	Pct.	FT-FTA	Pct.	Off	Def	Total	Avg.													Pts.	Avg.	
2019-20	4-0	6/1.5	2-4	.500	2-4	.500	0-0	.000	0	0	0	0.0	0	0	0	0	0	0	0	0	0	0	0	6	1.5		
TOTAL	4-0	6/1.5	2-4	.500	2-4	.500	0-0	.000	0	0	0	0.0	0	0	0	0	0	0	0	0	0	0	0	6	1.5		

### Career Big Ten Totals

Season	GP-GS	Min/Avg	Total		3-Point		FT-FTA		Pct.		Rebounds			PF		DQ		A		T		B		S		Scoring	
			FG-FGA	Pct.	FG-FGA	Pct.	FT-FTA	Pct.	Off	Def	Total	Avg.													Pts.	Avg.	

## 12 | IZAIHAH BROCKINGTON

	2019-20 Season	Career	Big Ten
Points	19, at Ohio State, 12/7/19	20, vs. TCU, 11/25/17	19, at Ohio State, 12/7/19
Rebounds	7, at Georgetown, 11/14/19	7, at Georgetown, 11/14/19	3, vs. Maryland, 12/10/19
Assists	2, 2x, last vs. Cornell, 12/29/19	5, Maryland Eastern Shore, 11/20/17	1, 2x, last vs. Maryland, 12/10/19
Blocks	1, vs. Maryland, 12/10/19	1, 6x, last vs. Maryland, 12/10/19	1, vs. Maryland, 12/10/19
Steals	3, 2x, last vs. Maryland, 12/10/19	4, Maryland Eastern Shore, 11/20/17	3, 2x, last vs. Maryland, 12/10/19
Minutes	30, at Ohio State, 12/7/19	33, at St. Joseph's, 1/6/18	30, at Ohio State, 12/7/19
FG Made	7, at Ohio State, 12/7/19	7, 2x, last at Ohio State, 12/7/19	7, at Ohio State, 12/7/19
FG Attempted	13, at Ohio State, 12/7/19	15, at St. Joseph's, 1/6/18	13, at Ohio State, 12/7/19
3-Point FG Made	2, at Ohio State, 12/7/19	4, vs. TCU, 11/25/17	2, at Ohio State, 12/7/19
3-Point FG Attempted	5, at Ohio State, 12/7/19	8, 2x, last at St. Joseph's, 1/6/18	5, at Ohio State, 12/7/19

### Career Totals

				Field Goals		3-Point		F-Throws		Rebounds				Scoring							
SEASON	TEAM	GP-GS	MIN/AVG	FG-FGA	FG%	3FG-FGA	3FG%	FT-FTA	FT%	OFF	DEF	TOT	AVG	PF	FO	AST	TO	BLK	STL	PTS	AVG
2017-18	SBU	34-1	396/11.6	52-118	.441	22-53	.415	21-39	.538	8	34	42	1.2	27-1	30	14	5	14	147	4.3	
2019-20	PSU	13-0	281/21.6	48-100	.480	7-27	.259	25-34	.735	16	28	44	3.4	25-0	13	26	2	15	128	9.8	
<b>TOTAL FOR PSU</b>		<b>13-0</b>	<b>281/21.6</b>	<b>48-100</b>	<b>.480</b>	<b>7-27</b>	<b>.259</b>	<b>25-34</b>	<b>.735</b>	<b>16</b>	<b>28</b>	<b>44</b>	<b>3.4</b>	<b>25-0</b>	<b>13</b>	<b>26</b>	<b>2</b>	<b>15</b>	<b>128</b>	<b>9.8</b>	
<b>TOTAL</b>		<b>47-1</b>	<b>677/14.4</b>	<b>100-218</b>	<b>.459</b>	<b>29-80</b>	<b>.363</b>	<b>46-73</b>	<b>.630</b>	<b>24</b>	<b>62</b>	<b>86</b>	<b>1.8</b>	<b>52-1</b>	<b>43</b>	<b>40</b>	<b>7</b>	<b>29</b>	<b>275</b>	<b>5.9</b>	

### Career Big Ten Totals

Season	GP-GS	Min/Avg	Total		3-Point		FT-FTA		Pct.		Rebounds			PF		DQ		A		T		B		S		Scoring	
			FG-FGA	Pct.	FG-FGA	Pct.	FT-FTA	Pct.	Off	Def	Total	Avg.													Pts.	Avg.	
2019-20	2-0	55/27.5	12-25	.480	3-6	.500	6-8	.750	1	3	4	2.0	6	0	2	4	1	6	33	16.5							
TOTAL	2-0	55/27.5	12-25	.480	3-6	.500	6-8	.750	1	3	4	2.0	6	0	2	4	1	6	33	16.5							

# NITTANY LIONS BESTS & CAREER TOTALS

## 15 | TRENT BUTTRICK

	2019-20 Season	Career	Big Ten
Points	8, vs. Central Conn., 12/20/19	13, at Alabama, 12/21/18	4, at Minnesota, 1/19/19
Rebounds	5, vs. Central Conn., 12/20/19	5, 3x, last vs. Central Conn., 12/20/19	3, Maryland, 2/27/19
Assists	1, vs. UMES, 11/5/19	1, 5x, last vs. UMES, 11/5/19	--
Blocks	1, vs. UMES, 11/5/19	3, North Florida, 11/9/18	1, vs. Nebraska (ot), 1/12/18
Steals	1, 2x, last vs. Central Conn., 12/20/19	1, 6x, last vs. Central Conn., 12/20/19	1, at Minnesota, 1/19/19
Minutes	15, vs. UMES, 11/5/19	20, 2x, last at Alabama, 12/21/18	10, at Michigan, 1/3/19
FG Made	1, 5x, last vs. Cornell, 12/29/19	5, at Alabama, 12/21/18	1, 3x, last at Ohio State, 12/7/19
FG Attempted	6, vs. UMES, 11/5/19	6, vs. UMES, 11/5/19	3, 2x, last vs. Wisconsin, 1/6/19
3-Point FG Made	1, 3x, last vs. Cornell, 12/29/19	3, at Alabama, 12/21/18	--
3-Point FG Attempted	5, vs. Central Conn., 12/20/19	5, vs. Central Conn., 12/20/19	3, at Maryland, 12/1/18
FT Made	5, vs. Central Conn., 12/20/19	5, vs. Central Conn., 12/20/19	2, at Minnesota, 1/19/19
FT Attempted	6, vs. Central Conn., 12/20/19	6, vs. Central Conn., 12/20/19	2, at Minnesota, 1/19/19

### Career Totals

Season	GP-GS	Min/Avg	Total		3-Point		FT-FTA		Rebounds				PF	DQ	A	T	B	S	Scoring	
			FG-FGA	Pct.	FG-FGA	Pct.	Pct.	Pct.	Off	Def	Total	Avg.							Pts.	Avg.
2017-18	10-0	36/3.6	2-10	.200	1-5	.200	0-2	.000	3	7	10	1.0	7	0	0	7	1	0	5	0.5
2018-19	26-2	194/7.5	14-39	.359	8-28	.286	8-10	.800	11	20	31	1.2	29	0	4	4	7	4	44	1.7
2019-20	9-0	52/5.8	5-18	.278	3-13	.231	6-8	.750	8	6	14	1.6	4	0	1	4	1	2	19	2.1
TOTAL	45-2	282/6.3	21-67	.313	12-46	.261	14-20	.700	22	33	55	1.2	40	0	5	15	9	6	68	1.5

### Career Big Ten Totals

Season	GP-GS	Min/Avg	Total		3-Point		FT-FTA		Rebounds				PF	DQ	A	T	B	S	Scoring	
			FG-FGA	Pct.	FG-FGA	Pct.	Pct.	Pct.	Off	Def	Total	Avg.							Pts.	Avg.
2017-18	1-0	2/2.0	0-2	.000	0-1	.000	0-0	.000	0	0	0	0.0	0	0	0	0	1	0	0	0.0
2018-19	15-1	63/4.2	2-15	.133	0-11	.000	3-3	1.000	4	9	13	0.9	11	0	0	1	0	1	7	0.5
2019-20	1-0	3/3.0	1-1	1.000	0-0	.000	0-0	.000	1	0	1	1.0	1	0	0	0	0	0	2	2.0
TOTAL	17-1	68/4.0	3-18	.167	0-12	.000	3-3	1.000	5	9	14	0.8	12	0	0	1	1	1	9	0.5

## 2 | MYLES DREAD

	2019-20 Season	Career	Big Ten
Points	15, vs. UMES, 11/5/19	19, at DePaul (ot), 11/15/18	17, 2x, last vs. Maryland, 2/27/19
Rebounds	6, at Georgetown, 11/14/19	6, 3x, last at Georgetown, 11/14/19	6, at Nebraska, 1/10/19
Assists	5, vs. Wagner, 11/9/19	5, 2x, last vs. Wagner, 11/9/19	4, Illinois, 3/10/19
Blocks	1, vs. UMES, 11/5/19	1, 6x, last vs. UMES, 11/5/19	1, 2x, last vs. Illinois, 3/10/19
Steals	2, 3x, last vs. Central Conn., 12/20/19	6, vs. Wright State, 11/20/18	2, vs. Maryland, 12/10/19
Minutes	34, vs. Cornell, 12/29/19	41, at DePaul (ot), 11/15/18	36, 2x, last vs. Michigan, 2/12/19
FG Made	5, 2x, last at Georgetown, 11/14/19	37, Jacksonville State, 11/12/18	--
FG Attempted	13, at Georgetown, 11/14/19	7, at DePaul (ot), 11/15/18	5, 3x, last vs. Michigan, 2/12/19
3-Point FG Made	5, vs. UMES, 11/5/19	6, North Florida, 11/9/18	--
3-Point FG Attempted	11, at Georgetown, 11/14/19	15, at DePaul (ot), 11/15/18	14, Rutgers, 1/26/19
FT Made	6, vs. Wagner, 11/9/19	14, Rutgers, 1/26/19	--
FT Attempted	6, vs. Wagner, 11/9/19	5, 3x, last vs. UMES, 11/5/19	5, Michigan, 2/12/19
		11, at Georgetown, 11/14/19	10, Rutgers, 1/26/19
		6, 2x, last vs. Wagner, 11/9/19	6, Maryland, 2/27/19
		8, Maryland, 2/27/19	8, Maryland, 2/27/19

### Career Totals

Season	GP-GS	Min/Avg	Total		3-Point		FT-FTA		Rebounds				PF	DQ	A	T	B	S	Scoring	
			FG-FGA	Pct.	FG-FGA	Pct.	Pct.	Pct.	Off	Def	Total	Avg.							Pts.	Avg.
2018-19	32-28	927/29.0	90-238	.378	67-188	.356	17-29	.586	19	72	91	2.8	68	0	40	25	5	20	264	8.3
2019-20	13-13	315/24.2	34-104	.327	28-90	.311	14-14	1.000	7	29	36	2.8	23	0	33	12	1	13	110	8.5
TOTAL	45-41	1242/27.6	124-342	.363	95-278	.342	31-43	.721	26	101	127	2.8	91	0	73	37	6	33	374	8.3

### Career Big Ten Totals

Season	GP-GS	Min/Avg	Total		3-Point		FT-FTA		Rebounds				PF	DQ	A	T	B	S	Scoring	
			FG-FGA	Pct.	FG-FGA	Pct.	Pct.	Pct.	Off	Def	Total	Avg.							Pts.	Avg.
2018-19	20-19	595/29.8	56-148	.378	43-119	.361	14-22	.636	7	48	55	2.8	45	0	23	14	2	8	169	8.5
2019-20	2-2	56/28.0	5-15	.333	3-12	.250	4-4	1.000	1	2	3	1.5	3	0	3	1	0	3	17	8.5
TOTAL	22-21	651/29.6	61-163	.374	46-131	.351	18-26	.692	8	50	58	2.6	48	0	26	15	2	11	186	8.5

# NITTANY LIONS BESTS & CAREER TOTALS

## 21 | JOHN HARRAR

	2019-20 Season	Career	Big Ten
Points	6, 2x, last vs. Bucknell, 11/19/19	9, Maryland, 2/27/19	9, Maryland, 2/27/19
Rebounds	7, vs. Yale, 11/23/19	12, vs. Utah-NIT, 3/29/18	6, Indiana, 12/4/18
Assists	3, 2x, last vs. Wake Forest, 12/4/19	3, 2x, last vs. Wake Forest, 12/4/19	2, 2x, last at Ohio State, 12/7/19
Blocks	2, vs. Maryland, 12/10/19	2, 3x last vs. Maryland, 12/10/19	2, vs. Maryland, 12/10/19
Steals	2, vs. Ole Miss, 11/27/19	3, 3x, last vs. Maryland, 2/27/19	3, 2x, last vs. Maryland, 2/27/19
Minutes	19, at Ohio State, 12/7/19	31, 2x, last at DePaul (ot), 11/15/18	24, Purdue (ot), 1/31/19
FG Made	3, at Georgetown, 11/14/19	4, Maryland, 2/27/19	4, Maryland, 2/27/19
FG Attempted	4, at Georgetown, 11/14/19	7, Maryland, 2/27/19	7, Maryland, 2/27/19
3-Point FG Made	--	--	--
3-Point FG Attempted	1, vs. UMES, 11/5/19	1, 2x, last time vs. UMES, 11/5/19	1, Wisconsin, 1/6/19
FT Made	4, vs. Bucknell, 11/19/19	4, 2x, last vs. Bucknell, 11/19/19	4, Illinois, 3/10/19
FT Attempted	6, vs. Bucknell, 11/19/19	6, 3x, last vs. Bucknell, 11/19/19	6, 2x, last vs. Illinois, 3/10/19

### Career Totals

Season	GP-GS	Min/Avg	Total		3-Point		FT-FTA	Pct.	Rebounds			Avg.	PF	DQ	A	T	B	S	Scoring	
			FG-FGA	Pct.	FG-FGA	Pct.			Off	Def	Total								Pts.	Avg.
2017-18	27-8	195/7.2	18-33	.545	0-0	.000	6-11	.545	29	28	57	2.1	31	1	3	7	4	3	42	1.6
2018-19	32-18	513/16.0	38-69	.551	0-1	.000	33-56	.589	58	56	114	3.6	80	3	15	17	6	18	109	3.4
2019-20	13-0	169/13.0	12-19	.632	0-1	.000	13-20	.650	26	17	43	3.3	24	0	15	7	5	7	37	2.8
TOTAL	72-26	877/12.2	68-121	.562	0-2	.000	52-87	.598	113	101	214	3.0	135	4	33	31	15	28	188	2.6

### Career Big Ten Totals

Season	GP-GS	Min/Avg	Total		3-Point		FT-FTA	Pct.	Rebounds			Avg.	PF	DQ	A	T	B	S	Scoring	
			FG-FGA	Pct.	FG-FGA	Pct.			Off	Def	Total								Pts.	Avg.
2017-18	10-0	37/3.7	2-2	1.000	0-0	.000	0-0	.000	1	1	2	0.2	7	0	0	1	1	0	4	0.4
2018-19	20-11	287/14.4	20-35	.571	0-1	.000	24-35	.686	31	29	60	3.0	51	2	6	7	1	11	64	3.2
2019-20	2-0	29/14.5	1-3	.333	0-0	.000	0-0	.000	2	2	4	2.0	2	0	3	1	2	1	2	1.0
TOTAL	32-11	353/11.0	23-40	.575	0-1	.000	24-35	.686	34	32	66	2.1	60	2	9	9	4	12	70	2.2

## 22 | GRANT HAZLE

	2019-20 Season	Career	Big Ten
Points	--	2, Morgan State, 12/21/16	--
Rebounds	--	1, UMBC, 12/29/18	--
Assists	--	--	--
Blocks	--	1, Ohio State, 2/15/18	1, Ohio State, 2/15/18
Minutes	--	2, Oral Roberts, 11/24/17	1, Ohio State, 2/15/18
FG Made	--	1, Morgan State, 12/21/16	--
FG Attempted	--	1, 2x, last at Iowa, 3/5/17	1, 2x, last at Iowa, 3/5/17
3-Point FG Made	--	--	--
3-Point FG Attempted	--	--	--
FT Made	--	--	--
FT Attempted	--	--	--

### Career Totals

Season	GP-GS	Min/Avg	Total		3-Point		FT-FTA	Pct.	Rebounds			Avg.	PF	DQ	A	T	B	S	Scoring	
			FG-FGA	Pct.	FG-FGA	Pct.			Off	Def	Total								Pts.	Avg.
2016-17	5-0	2/0.4	1-2	.500	0-0	.000	0-0	.000	0	0	0	0.0	0	0	0	0	0	0	2	0.4
2017-18	3-0	3/1.0	0-0	.000	0-0	.000	0-0	.000	0	0	0	0.0	0	0	0	0	1	0	0	0.0
2018-19	1-0	1/1.0	0-0	.000	0-0	.000	0-0	.000	0	1	1	1.0	0	0	0	0	0	0	0	0.0
TOTAL	9-0	6/0.7	1-2	.500	0-0	.000	0-0	.000	0	1	1	0.1	0	0	0	0	1	0	2	0.2

### Career Big Ten Totals

Season	GP-GS	Min/Avg	Total		3-Point		FT-FTA	Pct.	Rebounds			Avg.	PF	DQ	A	T	B	S	Scoring	
			FG-FGA	Pct.	FG-FGA	Pct.			Off	Def	Total								Pts.	Avg.
2016-17	2-0	1/0.5	0-1	.000	0-0	.000	0-0	.000	0	0	0	0.0	0	0	0	0	0	0	0	0.0
2017-18	1-0	0/0.0	0-0	.000	0-0	.000	0-0	.000	0	0	0	0.0	0	0	0	0	1	0	0	0.0
TOTAL	3-0	1/0.3	0-1	.000	0-0	.000	0-0	.000	0	0	0	0.0	0	0	0	0	1	0	0	0.0



# NITTANY LIONS BESTS & CAREER TOTALS

## 4 | CURTIS JONES

	2019-20 Season	Career	Big Ten
Points	18, vs. Alabama, 12/14/19	23, vs. Central Arkansas, 12/21/18	8, vs. Ohio State, 12/7/19
Rebounds	6, vs. Alabama, 12/14/19	6, 2x, last vs. Alabama, 12/14/19	5, at Wisconsin, 2/5/17
Assists	4, vs. Syracuse, 11/29/19	5, Mississippi Valley State, 11/27/16	1, 8x, last vs. Maryland, 12/10/19
Blocks	1, 3x, last at Ohio State, 12/7/19	1, 8x, last at Ohio State, 12/7/19	1, at Ohio State, 12/7/19
Steals	2, vs. UMES, 11/5/19	2, 4x, last vs. UMES, 11/5/19	1, vs. Maryland, 12/10/19
Minutes	26, vs. Syracuse, 11/29/19	37, at Texas Tech, 2/27/19	21, at Wisconsin, 2/5/17
FG Made	6, vs. Alabama, 12/14/19	7, 2x, last vs. Kansas, 3/2/19	2, 3x, last at Ohio State, 12/7/19
FG Attempted	11, vs. Alabama, 12/14/19	14, vs. Central Arkansas, 12/21/18	8, at Ohio State, 12/7/19
3-Point FG Made	3, 2x, last vs. Alabama, 12/14/19	5, vs. Central Arkansas, 12/21/18	2, 3x, last at Ohio State, 12/7/19
3-Point FG Attempted	7, 2x, last at Ohio State, 12/7/19	10, vs. Central Arkansas, 12/21/18	7, at Ohio State, 12/7/19
FT Made	3, vs. Alabama, 12/14/19	6, vs. Central Arkansas, 12/21/18	2, 2x, last at Ohio State, 12/7/19
FT Attempted	3, vs. Alabama, 12/14/19	7, vs. Central Arkansas, 12/21/18	2, 3x, last at Ohio State, 12/7/19

### Career Totals

SEASON	TEAM	GP-GS	MIN/AVG	Field Goals		3-Point		F-Throws		Rebounds				Scoring						
				FG-FGA	FG%	3FG-FGA	3FG%	FT-FTA	FT%	OFF	DEF	TOT	AVG	PF-FO	AST	TO	BLK	STL	PTS	AVG
2016-17	IND	33-1	371/11.2	38-108	.352	21-60	.350	18-25	.720	8	36	44	1.3	28-0	31	24	3	14	115	3.5
2017-18	IND	7-0	80/11.4	7-26	.269	4-18	.222	3-4	.750	1	8	9	1.3	2-0	3	2	2	3	21	3.0
2018-19	OSU	23-0	505/22.0	65-192	.339	38-117	.325	18-29	.621	11	59	70	3.0	23-0	23	14	0	10	186	8.1
2019-20	PSU	13-0	243/18.7	35-94	.372	17-57	.298	7-11	.636	4	23	27	2.1	19-0	16	8	3	6	94	7.2
<b>TOTAL FOR PSU</b>		<b>13-0</b>	<b>243/18.7</b>	<b>35-94</b>	<b>.372</b>	<b>17-57</b>	<b>.298</b>	<b>7-11</b>	<b>.636</b>	<b>4</b>	<b>23</b>	<b>27</b>	<b>2.1</b>	<b>19-0</b>	<b>16</b>	<b>8</b>	<b>3</b>	<b>6</b>	<b>94</b>	<b>7.2</b>
<b>TOTAL</b>		<b>76-1</b>	<b>1199/15.8</b>	<b>145-420</b>	<b>.345</b>	<b>80-252</b>	<b>.317</b>	<b>46-69</b>	<b>.667</b>	<b>24</b>	<b>126</b>	<b>150</b>	<b>2.0</b>	<b>72-0</b>	<b>73</b>	<b>48</b>	<b>8</b>	<b>33</b>	<b>416</b>	<b>5.5</b>

## 0 | MYREON JONES

	2019-20 Season	Career	Big Ten
Points	22, vs. Wake Forest, 12/4/19	22, vs. Wake Forest, 12/4/19	14, vs. Maryland, 12/10/19
Rebounds	10, vs. Syracuse, 11/29/19	10, vs. Syracuse, 11/29/19	3, vs. Maryland, 12/10/19
Assists	6, 2x, last vs. Maryland, 12/10/19	6, 2x, last vs. Maryland, 12/10/19	6, vs. Maryland, 12/10/19
Blocks	1, vs. Central Conn., 12/20/19	1, vs. Central Conn., 12/20/19	--
Steals	4, vs. Yale, 11/23/19	4, vs. Yale, 11/23/19	2, 3x, last vs. Maryland, 12/10/19
Minutes	37, vs. Syracuse, 11/29/19	37, vs. Syracuse, 11/29/19	34, vs. Maryland, 12/10/19
FG Made	8, 2x, last vs. Central Conn., 12/20/19	8, 2x, last vs. Central Conn., 12/20/19	5, 2x, last vs. Maryland, 12/10/19
FG Attempted	15, vs. Maryland, 12/10/19	16, at Alabama, 12/21/18	15, vs. Maryland, 12/10/19
3-Point FG Made	5, at Georgetown, 11/14/19	5, at Georgetown, 11/14/19	2, 3x, last vs. Maryland, 12/10/19
3-Point FG Attempted	8, 3x, last vs. Central Conn., 12/20/19	8, 4x, last vs. Central Conn., 12/20/19	6, vs. Maryland, 12/10/19
FT Made	5, 2x, last vs. Alabama, 12/14/19	5, 4x, last vs. Alabama, 12/14/19	5, Illinois, 3/10/19
FT Attempted	6, vs. Syracuse, 11/29/19	6, 2x, last vs. Syracuse, 11/29/19	6, Illinois, 3/10/19

### Career Totals

Season	GP-GS	Min/Avg	Total		3-Point		FT-FTA	Pct.	Rebounds				PF	DQ	A	T	B	S	Scoring	
			FG-FGA	Pct.	FG-FGA	Pct.			Off	Def	Total	Avg.							Pts.	Avg.
2018-19	30-0	322/10.7	39-131	.298	18-65	.277	24-31	.774	4	26	30	1.0	16	0	15	14	0	15	120	4.0
2019-20	13-13	381/29.3	65-143	.455	31-74	.419	27-31	.871	5	34	39	3.0	22	0	42	21	1	18	188	14.5
<b>TOTAL</b>	<b>43-13</b>	<b>703/16.3</b>	<b>104-274</b>	<b>.380</b>	<b>49-139</b>	<b>.353</b>	<b>51-62</b>	<b>.823</b>	<b>9</b>	<b>60</b>	<b>69</b>	<b>1.6</b>	<b>38</b>	<b>0</b>	<b>57</b>	<b>35</b>	<b>1</b>	<b>33</b>	<b>308</b>	<b>7.2</b>

### Career Big Ten Totals

Season	GP-GS	Min/Avg	Total		3-Point		FT-FTA	Pct.	Rebounds				PF	DQ	A	T	B	S	Scoring	
			FG-FGA	Pct.	FG-FGA	Pct.			Off	Def	Total	Avg.							Pts.	Avg.
2018-19	18-0	169/9.4	18-61	.295	8-32	.250	17-22	.773	2	14	16	0.9	10	0	6	7	0	7	61	3.4
2019-20	2-2	59/29.5	8-22	.364	4-11	.364	3-3	1.000	3	2	5	2.5	3	0	6	2	0	2	23	11.5
<b>TOTAL</b>	<b>20-2</b>	<b>228/11.4</b>	<b>26-83</b>	<b>.313</b>	<b>12-43</b>	<b>.279</b>	<b>20-25</b>	<b>.800</b>	<b>5</b>	<b>16</b>	<b>21</b>	<b>1.1</b>	<b>13</b>	<b>0</b>	<b>12</b>	<b>9</b>	<b>0</b>	<b>9</b>	<b>84</b>	<b>4.2</b>

# NITTANY LIONS BESTS & CAREER TOTALS

## 14 | PATRICK KELLY

	2019-20 Season	Career	Big Ten
Points	--	--	--
Rebounds	--	--	--
Assists	--	--	--
Blocks	--	--	--
Steals	--	--	--
Minutes	--	--	--
FG Made	--	--	--
FG Attempted	--	--	--
3-Point FG Made	--	--	--
3-Point FG Attempted	--	--	--
FT Made	--	--	--
FT Attempted	--	--	--

### Career Totals

Season	GP-GS	Min/Avg	Total FG-FGA	Pct.	3-Point FG-FGA	Pct.	FT-FTA	Pct.	Off	Def	Total	Avg.	PF	DQ	A	T	B	S	Scoring Pts.	Avg.
--------	-------	---------	--------------	------	----------------	------	--------	------	-----	-----	-------	------	----	----	---	---	---	---	--------------	------

## 1 | SETH LUNDY

	2019-20 Season	Career	Big Ten
Points	12, vs. Wagner, 11/9/19	12, vs. Wagner, 11/9/19	10, at Ohio State, 12/7/19
Rebounds	7, vs. Wagner, 11/9/19	7, vs. Wagner, 11/9/19	1, at Ohio State, 12/7/19
Assists	2, vs. UMES, 11/5/19	2, vs. UMES, 11/5/19	--
Blocks	2, vs. Ole Miss, 11/27/19	2, vs. Ole Miss, 11/27/19	1, at Ohio State, 12/7/19
Steals	1, 2x, last vs. Syracuse, 11/29/19	1, 2x, last vs. Syracuse, 11/29/19	--
Minutes	21, at Ohio State, 12/7/19	21, at Ohio State, 12/7/19	21, at Ohio State, 12/7/19
FG Made	4, 2x, last vs. Syracuse, 11/29/19	4, 2x, last vs. Syracuse, 11/29/19	3, at Ohio State, 12/7/19
FG Attempted	8, vs. Syracuse, 11/29/19	8, vs. Syracuse, 11/29/19	4, at Ohio State, 12/7/19
3-Point FG Made	2, 3x, last vs. Cornell, 12/29/19	2, 2x, last at Ohio State, 12/7/19	2, at Ohio State, 12/7/19
3-Point FG Attempted	4, vs. Cornell, 12/29/19	4, vs. Cornell, 12/29/19	3, at Ohio State, 12/7/19
FT Made	3, 2x, last vs. Bucknell, 11/19/19	3, 2x, last vs. Bucknell, 11/19/19	2, at Ohio State, 12/7/19
FT Attempted	5, vs. UMES, 11/5/19	5, vs. UMES, 11/5/19	4, at Ohio State, 12/7/19

### Career Totals

Season	GP-GS	Min/Avg	Total FG-FGA	Pct.	3-Point FG-FGA	Pct.	FT-FTA	Pct.	Off	Def	Total	Avg.	PF	DQ	A	T	B	S	Scoring Pts.	Avg.
2019-20	13-0	132/10.2	15-35	.429	8-20	.400	11-16	.688	7	18	25	1.9	25	1	6	4	5	2	49	3.8
TOTAL	13-0	132/10.2	15-35	.429	8-20	.400	11-16	.688	7	18	25	1.9	25	1	6	4	5	2	49	3.8

### Career Big Ten Totals

Season	GP-GS	Min/Avg	Total FG-FGA	Pct.	3-Point FG-FGA	Pct.	FT-FTA	Pct.	Off	Def	Total	Avg.	PF	DQ	A	T	B	S	Scoring Pts.	Avg.
2019-20	2-0	22/11.0	3-4	.750	2-3	.667	2-4	.500	0	1	1	0.5	3	0	0	0	1	0	10	5.0
TOTAL	2-0	22/11.0	3-4	.750	2-3	.667	2-4	.500	0	1	1	0.5	3	0	0	0	1	0	10	5.0

# NITTANY LIONS BESTS & CAREER TOTALS

## 10 | KYLE McCLOSKEY

	2019-20 Season	Career	Big Ten
Points	2, vs. Wake Forest, 12/4/19	3, 3x, last at Northwestern, 2/4/19	3, 3x, last at Northwestern, 2/4/19
Rebounds	1, 2x, last vs. Cornell, 12/29/19	3, Michigan State, 1/13/19	3, Michigan State, 1/13/19
Assists	1, vs. Central Conn., 12/20/19	1, 4x, vs. Central Conn., 12/20/19	1, 3x, last vs. Nebraska, 2/19/19
Blocks	--	1, 2x, last vs. Purdue (ot), 1/31/19	1, 2x, last vs. Purdue (ot), 1/31/19
Steals	--	1, at Northwestern, 2/4/19	1, at Northwestern, 2/4/19
Minutes	8, vs. UMES, 11/5/19	18, Michigan State, 1/13/19	18, Michigan State, 1/13/19
FG Made	1, vs. Wake Forest, 12/4/19	1, 6x, last vs. Wake Forest, 12/4/19	1, 4x, last at Northwestern, 2/4/19
FG Attempted	2, 2x, last vs. Central Conn., 12/20/19	2, 6x, last vs. Central Conn., 12/20/19	2, 3x, last vs. Rutgers, 1/26/19
3-Point FG Made	--	1, 2x, last at Minnesota, 1/19/19	1, 2x, last at Minnesota, 1/19/19
3-Point FG Attempted	1, 4x, last vs. Central Conn., 12/20/19	2, Iowa, 1/16/19	2, Iowa, 1/16/19
FT Made	--	1, 2x, last at Northwestern, 2/4/19	1, 2x, last at Northwestern, 2/4/19
FT Attempted	2, vs. UMES, 11/5/19	4, at Northwestern, 2/4/19	4, at Northwestern, 2/4/19

### Career Totals

Season	GP-GS	Min/Avg	Total		3-Point		FT-FTA	Pct.	Rebounds				PF	DQ	A	T	B	S	Scoring	
			FG-FGA	Pct.	FG-FGA	Pct.			Off	Def	Total	Avg.							Pts.	Avg.
2018-19	11-0	82/7.5	5-12	.417	2-6	.333	2-6	.333	7	4	11	1.0	4	0	3	2	2	1	14	1.3
2019-20	7-0	25/3.6	1-7	.143	0-4	.000	0-3	.000	0	2	2	0.3	2	0	1	2	0	0	2	0.3
TOTAL	18-0	107/5.9	6-19	.316	2-10	.200	2-9	.222	7	6	13	0.7	6	0	4	4	2	1	16	0.9

### Career Big Ten Totals

Season	GP-GS	Min/Avg	Total		3-Point		FT-FTA	Pct.	Rebounds				PF	DQ	A	T	B	S	Scoring	
			FG-FGA	Pct.	FG-FGA	Pct.			Off	Def	Total	Avg.							Pts.	Avg.
2018-19	10-0	79/7.9	4-10	.400	2-6	.333	2-6	.333	5	4	9	0.9	4	0	3	2	2	1	12	1.2
2019-20	1-0	2/2.0	0-1	.000	0-0	.000	0-1	.000	0	0	0	0.0	0	0	0	0	0	0	0	0.0
TOTAL	11-0	81/7.4	4-11	.364	2-6	.333	2-7	.286	5	4	9	0.8	4	0	3	2	2	1	12	1.1

## 20 | TAYLOR NUSSBAUM

	2019-20 Season	Career	Big Ten
Points	1, vs. UMES, 11/5/19	1, vs. UMES, 11/5/19	--
Rebounds	2, vs. Central Conn., 12/20/19	2, vs. Central Conn., 12/20/19	--
Assists	1, vs. Central Conn., 12/20/19	1, vs. Central Conn., 12/20/19	--
Blocks	--	--	--
Steals	1, vs. Central Conn., 12/20/19	1, vs. Central Conn., 12/20/19	--
Minutes	3, vs. Central Conn., 12/20/19	3, vs. Central Conn., 12/20/19	--
FG Made	--	--	--
FG Attempted	1, vs. Central Conn., 12/20/19	1, vs. Central Conn., 12/20/19	--
3-Point FG Made	--	--	--
3-Point FG Attempted	1, vs. Central Conn., 12/20/19	1, vs. Central Conn., 12/20/19	--
FT Made	1, vs. UMES, 11/5/19	1, vs. UMES, 11/5/19	--
FT Attempted	2, vs. UMES, 11/5/19	2, vs. UMES, 11/5/19	--

### Career Totals

Season	GP-GS	Min/Avg	Total		3-Point		FT-FTA	Pct.	Rebounds				PF	DQ	A	T	B	S	Scoring	
			FG-FGA	Pct.	FG-FGA	Pct.			Off	Def	Total	Avg.							Pts.	Avg.
2017-18	2-0	2/1.0	0-0	.000	0-0	.000	0-0	.000	0	0	0	0.0	0	0	0	0	0	0	0	0.0
2018-19	1-0	1/1.0	0-0	.000	0-0	.000	0-0	.000	0	0	0	0.0	1	0	0	0	0	0	0	0.0
2019-20	4-0	6/1.5	0-1	.000	0-1	.000	1-2	.500	2	1	3	0.8	0	0	1	0	0	1	1	0.3
TOTAL	7-0	9/1.3	0-1	.000	0-1	.000	1-2	.500	2	1	3	0.4	1	0	1	0	0	1	1	0.1

# NITTANY LIONS BESTS & CAREER TOTALS

## 11 | LAMAR STEVENS

	2019-20 Season	Career	Big Ten
Points	27, vs. Bucknell, 11/19/19	30, 2x, last at Marquette-NIT, 3/20/18	30, Northwestern, 1/5/18
Rebounds	13, vs. Yale, 11/23/19	13, vs. Yale, 11/23/19	12, 2x, last vs. Michigan, 2/12/19
Assists	6, vs. Alabama, 12/14/19	6, 4x, last vs. Alabama, 12/14/19	6, at Northwestern, 2/4/19
Blocks	5, vs. Alabama, 12/14/19	5, vs. Alabama, 12/14/19	4, Iowa, 2/3/18
Steals	4, 2x, last vs. Wake Forest, 12/4/19	4, 2x, last vs. Wake Forest, 12/4/19	3, 4x, last at Rutgers, 3/6/19
Minutes	39, vs. Alabama, 12/14/19	45, at Minnesota (ot), 3/14/19	43, Purdue (ot), 1-31/19
FG Made	11, vs. Bucknell, 11/19/19	14, 2x, last at Marquette-NIT, 3/20/18	14, Northwestern, 1/5/18 - BJC record
FG Attempted	17, vs. Yale, 11/23/19	25, last at Minnesota (ot), 3/14/19	24, 2x, last at Rutgers, 3/6/19
3-Point FG Made	2, 3x, last vs. Maryland, 12/10/19	4, vs. Utah-NIT, 3/29/18	3, at Minnesota, 1/19/19
3-Point FG Attempted	5, 2x, last at Georgetown, 11/14/19	6, 2x, last at Alabama, 12/21/18	5, 3x, last vs. Nebraska, 2/19/19
FT Made	7, 2x, last vs. Syracuse, 11/29/19	14, Purdue (ot), 1/31/19	14, Purdue (ot), 1/31/19
FT Attempted	9, vs. Alabama, 12/14/19	17, Purdue (ot), 1/31/19	17, Purdue (ot), 1/31/19

### Career Totals

Season	GP-GS	Min/Avg	Total		3-Point		FT-FTA	Pct.	Rebounds			PF	DQ	A	T	B	S	Scoring		
			FG-FGA	Pct.	FG-FGA	Pct.			Off	Def	Total							Avg.	Pts.	Avg.
2016-17	33-33	918/27.8	148-345	.429	11-32	.344	112-146	.767	54	129	183	5.5	90	3	55	74	21	27	419	12.7
2017-18	39-39	1290/33.1	231-497	.465	30-94	.319	112-161	.696	54	178	232	5.9	93	3	74	87	43	24	604	15.5
2018-19	32-32	1180/36.9	230-545	.422	20-91	.220	157-204	.770	53	192	245	7.7	83	0	66	89	26	22	637	19.9
2019-20	13-13	377/29.0	78-170	.459	10-40	.250	47-67	.701	22	72	94	7.2	35	1	35	32	17	19	213	16.4
TOTAL	117-117	3765/32.2	687-1557	.441	71-257	.276	428-578	.740	183	571	754	6.4	301	7	230	282	107	92	1873	16.0

### Career Big Ten Totals

Season	GP-GS	Min/Avg	Total		3-Point		FT-FTA	Pct.	Rebounds			PF	DQ	A	T	B	S	Scoring		
			FG-FGA	Pct.	FG-FGA	Pct.			Off	Def	Total							Avg.	Pts.	Avg.
2016-17	18-18	520/28.9	81-200	.405	8-23	.348	55-80	.688	24	77	101	5.6	51	2	27	48	8	17	225	12.5
2017-18	18-18	627/34.8	116-232	.500	17-51	.333	37-62	.597	22	76	98	5.4	45	2	25	41	21	13	286	15.9
2018-19	20-20	746/37.3	144-344	.419	13-54	.241	98-128	.766	32	120	152	7.6	52	0	40	52	17	16	399	20.0
2019-20	2-2	55/27.5	9-21	.429	3-6	.500	5-6	.833	1	12	13	6.5	9	1	5	4	2	1	26	13.0
TOTAL	58-58	1948/33.6	350-797	.439	41-134	.306	195-276	.707	79	285	364	6.3	157	5	97	145	48	47	936	16.1

## 24 | MIKE WATKINS

	2019-20 Season	Career	Big Ten
Points	19, vs. Cornell, 12/29/19	22, Wisconsin, 12/4/17	22, Wisconsin, 12/4/17
Rebounds	16, 2x, last vs. Wake Forest, 12/4/19	19, Rutgers, 1/27/18	19, Rutgers, 1/27/18
Assists	2, 2x, last vs. Cornell, 12/29/19	4, St. John's, 12/18/16	3, Ohio State, 2/15/18
Blocks	8, vs. Ole Miss, 11/27/19	8, 3x, last vs. Ole Miss, 11/27/19	7, Wisconsin, 12/4/17
Steals	4, vs. Ole Miss, 11/27/19	4, vs. Ole Miss, 11/27/19	3, Maryland, 2/7/18
Minutes	31, vs. Syracuse, 11/29/19	39, 2x, last vs. Nebraska (ot), 1/12/18	39, 2x, last vs. Nebraska (ot), 1/12/18
FG Made	9, 2x, last vs. Cornell, 12/29/19	10, Minnesota (ot), 1/15/18	10, Minnesota (ot), 1/15/18
FG Attempted	13, vs. Syracuse, 11/29/19	14, 2x, last vs. Minnesota (ot), 1/15/18	14, 2x, last vs. Minnesota (ot), 1/15/18
3-Point FG Made	--	--	--
3-Point FG Attempted	1, 2x, last vs. Alabama, 12/14/19	1, 3x, last vs. Alabama, 12/14/19	1, 2x, last vs. Maryland, 12/10/19
FT Made	5, vs. Syracuse, 11/29/19	8, Northwestern, 1/5/18	8, Northwestern, 1/5/18
FT Attempted	10, vs. Syracuse, 11/29/19	11, Northwestern, 1/5/18	11, Northwestern, 1/5/18

### Career Totals

Season	GP-GS	Min/Avg	Total		3-Point		FT-FTA	Pct.	Rebounds			PF	DQ	A	T	B	S	Scoring		
			FG-FGA	Pct.	FG-FGA	Pct.			Off	Def	Total							Avg.	Pts.	Avg.
2016-17	33-24	786/23.8	128-217	.590	0-0	.000	63-98	.643	82	185	267	8.1	83	0	20	43	90	25	319	9.7
2017-18	29-28	764/26.3	146-213	.685	0-1	.000	58-95	.611	58	200	258	8.9	70	1	20	49	68	28	350	12.1
2018-19	27-14	561/20.8	88-157	.561	0-0	.000	34-76	.447	60	140	200	7.4	61	1	13	33	41	17	210	7.8
2019-20	13-13	304/23.4	62-100	.620	0-2	.000	21-39	.538	36	86	122	9.4	25	0	8	21	46	14	145	11.2
TOTAL	102-79	2415/23.7	424-687	.617	0-3	.000	176-308	.571	236	611	847	8.3	239	2	61	146	245	84	1024	10.0

### Career Big Ten Totals

Season	GP-GS	Min/Avg	Total		3-Point		FT-FTA	Pct.	Rebounds			PF	DQ	A	T	B	S	Scoring		
			FG-FGA	Pct.	FG-FGA	Pct.			Off	Def	Total							Avg.	Pts.	Avg.
2016-17	18-9	412/22.9	62-101	.614	0-0	.000	34-55	.618	44	98	142	7.9	49	0	12	17	37	13	158	8.8
2017-18	17-16	469/27.6	91-130	.700	0-1	.000	36-62	.581	38	117	155	9.1	45	1	10	29	29	17	218	12.8
2018-19	20-9	413/20.7	64-111	.577	0-0	.000	22-54	.407	43	98	141	7.1	44	1	8	24	33	11	150	7.5
2019-20	2-2	47/23.5	10-19	.526	0-1	.000	1-2	.500	4	10	14	7.0	7	0	0	3	5	0	21	10.5
TOTAL	57-36	1341/23.5	227-361	.629	0-2	.000	93-173	.538	129	323	452	7.9	145	2	30	73	104	41	547	9.6

# NITTANY LIONS BESTS & CAREER TOTALS

## 5 | JAMARI WHEELER

	2019-20 Season	Career	Big Ten
Points	10, 2x, last vs. Bucknell, 11/19/19	14, Oral Roberts, 11/24/17	9, 2x, last at Illinois, 2/23/19
Rebounds	7, vs. vs. Syracuse, 11/29/19	8, Indiana, 12/4/18	8 vs. Indiana, 12/4/18
Assists	7, vs. Central Conn., 12/20/19	9, Illinois, 3/10/19	9, Illinois, 3/10/19
Blocks	1, 2x, last vs. Maryland, 12/10/19	2, at Indiana, 1/9/18	2, at Indiana, 1/9/18
Steals	4, 3x, last vs. Yale, 11/23/19	6, at George Mason, 12/17/17	5, at Ohio State, 2/7/19
Minutes	34, vs. Syracuse, 11/29/19	43, at Minnesota (ot), 3/14/19	35, at Wisconsin, 3/2/19
FG Made	5, vs. Bucknell, 11/19/19	6, 2x, last at Minnesota (ot), 3/14/19	4, Nebraska, 2/19/19
FG Attempted	5, 2x, last vs. Ole Miss, 11/27/19	9, 2x, last at Minnesota (ot), 3/14/19	7, 2x, last vs. Nebraska, 2/19/19
3-Point FG Made	2, vs. Wagner, 11/9/19	2, 2x, last vs. Wagner, 11/9/19	1, 3x, last vs. Purdue (ot), 1/31/19
3-Point FG Attempted	2, vs. Wagner, 11/9/19	4, Virginia Tech, 11/27/18	3, 3x, last vs. Iowa, 1/16/19
FT Made	2, 5x, vs. Central Conn., 12/20/19	3, 3x, last at Illinois, 2/23/19	3, at Illinois, 2/23/19
FT Attempted	6, vs. Wagner, 11/9/19	6, 2x, last vs. Wagner, 11/9/19	4, 3x, last vs. Ohio State, 12/7/19

### Career Totals

Season	GP-GS	Min/Avg	Total		3-Point		FT-FTA	Pct.	Rebounds				PF	DQ	A	T	B	S	Scoring	
			FG-FGA	Pct.	FG-FGA	Pct.			Off	Def	Total	Avg.							Pts.	Avg.
2017-18	39-3	562/14.4	31-89	.348	4-28	.143	12-27	.444	30	42	72	1.8	68	2	56	36	3	52	78	2.0
2018-19	32-25	744/23.3	45-109	.413	6-33	.182	18-35	.514	39	68	107	3.3	91	3	89	43	2	47	114	3.6
2019-20	13-13	308/23.7	20-36	.556	3-8	.375	10-18	.556	9	31	40	3.1	28	0	38	26	2	23	53	4.1
TOTAL	84-41	1614/19.2	96-234	.410	13-69	.188	40-80	.500	78	141	219	2.6	187	5	183	105	7	122	245	2.9

### Career Big Ten Totals

Season	GP-GS	Min/Avg	Total		3-Point		FT-FTA	Pct.	Rebounds				PF	DQ	A	T	B	S	Scoring	
			FG-FGA	Pct.	FG-FGA	Pct.			Off	Def	Total	Avg.							Pts.	Avg.
2017-18	18-3	231/12.8	9-34	.265	0-11	.000	3-5	.600	13	17	30	1.7	21	0	28	13	2	15	21	1.2
2018-19	20-16	468/23.4	23-64	.359	3-19	.158	11-18	.611	24	40	64	3.2	50	1	66	30	1	34	60	3.0
2019-20	2-2	48/24.0	2-5	.400	0-1	.000	2-4	.500	3	1	4	2.0	6	0	6	3	1	1	6	3.0
TOTAL	40-21	747/18.7	34-103	.330	3-31	.097	16-27	.593	40	58	98	2.5	77	1	100	46	4	50	87	2.2

# 2019-20 PENN STATE STATISTICS

<b>RECORD:</b>	<b>OVERALL</b>	<b>HOME</b>	<b>AWAY</b>	<b>NEUTRAL</b>
ALL GAMES	1-1	1-0	0-1	0-0
CONFERENCE	1-1	1-0	0-1	0-0
NON-CONFERENCE	0-0	0-0	0-0	0-0

#	Player	gp-gs	min	avg	Total		3-Point		F-Throw		Rebounds				pf	dq	a	to	blk	stl	pts	avg
					fg-fga	fg%	3fg-fga	3fg%	ft-fta	ft%	off	def	tot	avg								
12	Brockington, Izaiah	2-0	55	27.5	12-25	.480	3-6	.500	6-8	.750	1	3	4	2.0	6	0	2	4	1	6	33	16.5
11	Stevens, Lamar	2-2	55	27.5	9-21	.429	3-6	.500	5-6	.833	1	12	13	6.5	9	1	5	4	2	1	26	13.0
00	Jones, Myreon	2-2	59	29.5	8-22	.364	4-11	.364	3-3	1.000	3	2	5	2.5	3	0	6	2	0	2	23	11.5
24	Watkins, Mike	2-2	47	23.5	10-19	.526	0-1	.000	1-2	.500	4	10	14	7.0	7	0	0	3	5	0	21	10.5
02	Dread, Myles	2-2	56	28.0	5-15	.333	3-12	.250	4-4	1.000	1	2	3	1.5	3	0	3	1	0	3	17	8.5
01	Lundy, Seth	2-0	22	11.0	3-4	.750	2-3	.667	2-4	.500	0	1	1	0.5	3	0	0	0	1	0	10	5.0
04	Jones Jr., Curtis	2-0	24	12.0	3-11	.273	2-8	.250	2-2	1.000	0	1	1	0.5	1	0	1	0	1	1	10	5.0
05	Wheeler, Jamari	2-2	48	24.0	2-5	.400	0-1	.000	2-4	.500	3	1	4	2.0	6	0	6	3	1	1	6	3.0
15	Buttrick, Trent	1-0	3	3.0	1-1	1.000	0-0	.000	0-0	.000	1	0	1	1.0	1	0	0	0	0	0	2	2.0
21	Harrar, John	2-0	29	14.5	1-3	.333	0-0	.000	0-0	.000	2	2	4	2.0	2	0	3	1	2	1	2	1.0
10	McCloskey, Kyle	1-0	2	2.0	0-1	.000	0-0	.000	0-1	.000	0	0	0	0.0	0	0	0	0	0	0	0	0.0
Team											5	3	8				1					
Total.....		2	400		54-127	.425	17-48	.354	25-34	.735	21	37	58	29.0	41	1	26	19	13	15	150	75.0
Opponents.....		2	400		50-111	.450	22-49	.449	53-65	.815	26	59	85	42.5	34	1	24	29	5	9	175	87.5

TEAM STATISTICS	PSU	OPP	Date	Opponent	Score	Att.
SCORING	150	175	* 12/07/19	at Ohio St.	L 74-106	12901
Points per game	75.0	87.5	* 12/10/19	MARYLAND	w 76-69	8643
Scoring margin	-12.5	-	* - Conference game			
FIELD GOALS-ATT	54-127	50-111				
Field goal pct	.425	.450				
3 POINT FG-ATT	17-48	22-49				
3-point FG pct	.354	.449				
3-pt FG made per game	8.5	11.0				
FREE THROWS-ATT	25-34	53-65				
Free throw pct	.735	.815				
F-Throws made per game	12.5	26.5				
REBOUNDS	58	85				
Rebounds per game	29.0	42.5				
Rebounding margin	-13.5	-				
ASSISTS	26	24				
Assists per game	13.0	12.0				
TURNOVERS	19	29				
Turnovers per game	9.5	14.5				
Turnover margin	+5.0	-				
Assist/turnover ratio	1.4	0.8				
STEALS	15	9				
Steals per game	7.5	4.5				
BLOCKS	13	5				
Blocks per game	6.5	2.5				
ATTENDANCE	8643	12901				
Home games-Avg/Game	1-8643	1-12901				
Neutral site-Avg/Game	-	0-0				

Score by Periods	1st	2nd	Totals
Penn State	75	75	150
Opponents	76	99	175

POINT DIFFERENTIAL																														
W	1																													
MARGIN	1	2	3	4	5	6	7	8	9	10	11	12	13	14	15	16	17	18	19	20	21	22	23	24	25	26	27	28	29	30*
L	1																													

# 2019-20 PENN STATE TV/RADIO ROSTER



0

**MYREON JONES**  
SO. | G | 6-3 | 175  
BIRMINGHAM, ALA.



1

**SETH LUNDY**  
FR. | F | 6-6 | 211  
KAUNAS, LITHUANIA



2

**MYLES DREAD**  
SO. | G | 6-4 | 215  
DETROIT, MICH.



4

**CURTIS JONES JR.**  
GR. | G | 6-4 | 180  
RICHMOND, VA.



5

**JAMARI WHEELER**  
JR. | G | 6-1 | 170  
LIVE OAK, FLA.



10

**KYLE McCLOSKEY**  
SO. | G | 6-5 | 212  
LOWER GWYNEDD, PA.



11

**LAMAR STEVENS**  
SR. | F | 6-8 | 221  
PHILADELPHIA, PA.



12

**IZAIAH BROCKINGTON**  
R-SO. | G | 6-4 | 200  
PHILADELPHIA, PA.



14

**PATRICK KELLY**  
FR. | F | 6-7 | 202  
RALEIGH, N.C.



20

**TRENT BUTTRICK**  
JR. | F | 6-8 | 240  
BLOOMSBURG, PA.



20

**TAYLOR NUSSBAUM**  
JR. | G | 6-2 | 175  
SOUTH SALEM, N.Y.



21

**JOHN HARRAR**  
JR. | F | 6-9 | 240  
WALLINGFORD, PA.



22

**GRANT HAZLE**  
SR. | F | 6-6 | 194  
KINGWOOD, TEXAS



24

**MIKE WATKINS**  
SR. | F | 6-9 | 254  
PHILADELPHIA, PA.



33

**STEPHEN BEATTIE**  
SR. | G | 6-2 | 180  
BOALSBURG, PA.



**PATRICK CHAMBERS**  
HEAD COACH  
NINTH SEASON




**KEITH URGO**  
ASSOCIATE HEAD COACH  
NINTH SEASON



**JIM FERRY**  
ASSISTANT COACH  
THIRD SEASON



**KEVIN FREEMAN**  
ASSISTANT COACH  
SECOND SEASON




**ROSS CONDON**  
DIRECTOR OF OPERATIONS  
NINTH SEASON




**DAVID CAPORALETTI**  
DIRECTOR OF  
PLAYER DEVELOPMENT  
NINTH SEASON



**NICHOLAS COLELLA**  
DIR. OF RECRUITING  
FIFTH SEASON



**JONATHAN SALAZER**  
ATHLETIC TRAINER  
24TH SEASON



**GREG MISKINIS**  
PERFORMANCE COACH  
SEVENTH SEASON



**DR. GREG BILLY**  
TEAM PHYSICIAN  
NINTH SEASON

