

890 WINS (8th in Nation)

49 BOWL GAMES (T-9th in Nation)

29 BOWL WINS (T-4th in Nation)

100 FIRST-TEAM ALL-AMERICANS



VS.



College Park, Md.
Capital One Field at Maryland Stadium (51,802)

Series: Penn State, 39-2-1

Last Meeting: Penn State 38, Maryland 3
November 24, 2018 - Beaver Stadium*

Complete series info on Page 7

2 NATIONAL CHAMPIONSHIPS

4 BIG TEN CHAMPIONSHIPS

84% ALL-TIME GRADUATION RATE

66 ACADEMIC ALL-AMERICANS (2nd in Nation)

#12/11 PENN STATE NITTANY LIONS

3-0, 0-0 Big Ten
H: 3-0, A: 0-0, N: 0-0

Head Coach: James Franklin (East Stroudsburg '95)
Record at Penn State (6th season): 48-21 (.696)
Career Record (9th season): 72-36 (.667)
vs. Maryland: 4-1

SCHEDULE/RESULTS

Time	Date	Opponent	Time	TV	Score
8.31	15/14	Idaho	W, 79-7	BTN	104,527
9.7	15/14	Buffalo	W, 45-13	FOX	104,136
9.14	13/11	Pittsburgh	W, 17-10	ABC	108,661
9.21	t-13/12	Open			
9.27*	12/11	at Maryland*	8 p.m.	FS1	
10.5		Purdue*	noon	ABC/ESPN	
10.12		at 14/14 Iowa*			
10.19		20/20 Michigan*			
10.26		at 25/RV Michigan St.*			
11.2		Open			
11.9		at RV/RV Minnesota*			
11.16		Indiana*			
11.23		at 5/6 Ohio St.*			
11.30		Rutgers*			

* - BIG game ^ - Friday game Rankings: AP/Coaches



PxP: Tim Brando
Analyst: Spencer Tillman
Sideline: Coley Harvey

PxP: Steve Jones
Analyst: Jack Ham
Sideline: Matt McGloin
Local: 99.5 FM/1450 AM
Web: GoPSUsports.com
Sirius/XM/Internet: 83/83/83

BY THE NUMBERS

27TH
Big Ten season

12

Straight wins for Penn State at Maryland

10.0

Points allowed per game by the Nittany Lion defense

4

Rushing touchdowns in three career games for true freshman RB Noah Cain

MARYLAND TERRAPINS

2-1, 0-0 Big Ten
H: 2-0, A: 1-0, N: 0-0

Head Coach: Michael Locksley (Towson '92)
Record at Maryland (1st season): 2-6* (.250)
Career Record (4th season): 5-32* (.135)
vs. Penn State: 0-1*
* Maryland's interim head coach for the last six games of the 2015 season

SCHEDULE/RESULTS

Time	Date	Opponent	Time	TV	Score
8.31		Howard	W, 79-0	BTN	32,761
9.7		21/22 Syracuse	W, 63-20	ESPN	33,493
9.14	21/25	at Temple	L, 17-20	CBSN	30,610
9.21		Open			
9.27*	12/11	12/11 Penn State*	8 p.m.	FS1	
10.5		at Rutgers*			
10.12		at Purdue*	noon		
10.19		Indiana*			
10.26		at RV/RV Minnesota*		ABC/ESPN/ESPN2	
11.2		20/20 Michigan*	noon		
11.9		at 5/6 Ohio State*			
11.16		Open			
11.23		NR/RV Nebraska*			
11.30		at 25/RV Michigan State*			

* - BIG game ^ - Friday game Rankings: AP/Coaches

INSIDE THE GAME

PENN STATE OPENS BIG TEN SLATE AT MARYLAND FRIDAY

- OPENING KICK:** No. 12/11 Penn State opens its 27th Big Ten season with a Friday night game at Maryland. The game is set to kick at 8 p.m. on FS1.
- FRIDAY NIGHT:** Penn State is opening conference play on the road on a Friday night for a second consecutive year after earning a 63-24 win at Illinois last season.
- BIG TEN OPENER:** Penn State is 13-13 in conference openers since joining the Big Ten in 1993, while Maryland is 4-1 since joining the Big Ten in 2014. Penn State has won its last two and is opening conference play on the road for the ninth time in the last 10 years.
- SHOOTOUT...OR NOT:** Maryland (71.0) and Penn State (62.0) ranked first and second, respectively in scoring offense after the first two weeks of the season, but both were held to 17 points in Week 3 by Pennsylvania teams. Penn State defeated Pittsburgh, 17-10, while Maryland lost to Temple, 20-17. Both are strong on defense as the Terps are allowing just 13.3 points per game to Penn State's 10.0 points per game. Penn State has not allowed more than 13 points this season.
- BEHIND ENEMY LINES:** Looking to post its fifth consecutive 40-plus sack season, Penn State is averaging 3.67 sacks per game, led by defensive end **Yetur Gross-Matos**, who has 3.5 this season to rank in a tie for eighth in FBS. The Nittany Lions have also totaled double-digit tackles for loss in each of their first three games. The 10.3 TFL average ranks fourth in FBS.
- THE OPPOSITION:** Maryland cracked the Top 25 after a signature win over nationally-ranked Syracuse, 63-20, but was upset at Temple, 20-17, in its last outing. The Terrapins rank fifth in the FBS with 53.0 points per game, and are particularly strong running the ball with an average of 277.3 yards per game. Sophomore Anthony McFarland has paced the rushing attack with 225 yards and five touchdowns on 46 carries.

BREAKDOWN

Category	Penn State	Maryland
RUSHING	Journey Brown 21 for 175 yds (58.3), 2 TD	Anthony McFarland Jr. 46 for 224 yds (74.7), 5 TD
PASSING	Sean Clifford 44-of-75 (58.7%), 781 yds (260.3), 6 TD/0 INT	Josh Jackson 51-of-100 (51.0%), 724 yds (241.3), 8 TD/2 INT
RECEIVING	KJ Hamler 10 for 245 yds (81.7), 2 TD	Dontay Demus Jr. 9 for 186 yds (62.0), 2 TD
DEFENSE	Micah Parsons 20 tkl, 4.0 TFL, 1 PBU	Keandre Jones 15 tkl, 4.5 TFL, 3.5 SK

RANKINGS COMPARISON

PSU	FBS	Conf	Stat	Conf	FBS	UMD
23.3	127	14	3rd Down Offense Pct.	8	36	44.9
29.6	25	7	3rd Down Defense Pct.	3	6	23.9
61.8	70	7	Completion Pct.	12	110	50.5
14.3	123	14	Kick Return Avg.	6	47	22.3
281.0	36	3	Passing Offense	7	56	260.3
252.7	94	12	Passing Defense	10	63	224.7
8.5	56	7	Punt Return Avg.	1	15	17.7
85.7	85	10	Red Zone Defense	3	6	60.0
100.0	1	1	Red Zone Offense	11	105	75.0
70.7	9	4	Rushing Defense	5	10	73.7
192.0	48	5	Rushing Offense	1	8	277.3
10.0	4	3	Scoring Defense	6	14	13.3
47.0	9	4	Scoring Offense	2	4	53.0
3.67	13	4	Team Sacks	2	6	4.33
25:21	127	14	Time of Possession	5	37	31:33
323.3	38	8	Total Defense	6	27	298.3
473.0	31	5	Total Offense	1	10	537.7
+1	43	7	Turnover Margin	3	12	+4

TABLE OF CONTENTS

Page 2 ... Quick Facts/National Polls/This Day in History
Page 3 ... BIG/Media Info
Page 4-6 ... Head Coach James Franklin
Page 7 ... Maryland Series History
Page 8-9 ... Maryland Notes
8 ... Record Breakdown/At the Start
9 ... National Nits
Page 10-11 ... Highlights
10 ... Winningest Programs
11 ... Nittany Lions in the NFL/Coaching Staff POTW
Page 12-13 ... Offense Notes
12 ... Community Service/Coaching Staff Notes

13 ... Classroom Success
Page 14 ... Defense Notes
14 ... Happy Valley
Page 14-15 ... Special Teams Notes
Page 15-17 ... Season Notes
15 ... Season Honors
16 ... Future Schedules
17 ... Preseason Honors
Page 18 ... Depth Chart/Pronunciations/Asst. Coaches
Page 19-20 ... Numerical Roster
Page 21-22 ... Alphabetical Roster
Page 23-24 ... Record Watch

Page 25-27 ... Game Recaps
Page 28-38 ... Player Bios
Page 39-46 ... Game-by-Game Statistics
Page 47-48 ... Long Plays
Page 49 ... Tackle Breakdown
Page 50 ... Season Superlatives
Page 51 ... The Last Time...
Page 52 ... Start Chart
Page 53 ... Participation Chart
Page 54-56 ... Season Statistics

2 2019 PENN STATE FOOTBALL

PROGRAM NOTES

SUSTAINED EXCELLENCE

Penn State and Wisconsin are the only Big Ten teams to have posted a winning season the last 14 consecutive years. Penn State is one of five teams (Penn State, Boise State, LSU, Oklahoma, Wisconsin) in FBS to have a winning record each of the last 14 years. Penn State holds the FBS record for most consecutive seasons without a losing record at 49 (1939-87).

ACADEMIC EXCELLENCE

A total of 452 of Penn State football student-athletes, including 28 in 2018, have earned Academic All-Big Ten honors since 1993 for owning at least a 3.0 grade point average and being a letterwinner.

ONE OF NATION'S TOUGHEST HOME VENUES

Penn State owns a superlative 293-74 (.798) record inside Beaver Stadium, the nation's second-largest facility, which opened in 1960 and has a capacity of 106,572.

QUICK FACTS

UNIVERSITY

NAME The Pennsylvania State University
LOCATION University Park, Pa.
FOUNDED 1855
ENROLLMENT . . . 40,363 (undergraduate); 46,270 (UP)
NICKNAME Nittany Lions
COLORS Blue & White
CONFERENCE Big Ten
DIVISION NCAA Division I
STADIUM Beaver Stadium (106,572)
STADIUM SURFACE Natural Grass
PRESIDENT Dr. Eric Barron
ATHLETICS DIRECTOR Sandy Barbour
HEAD COACH James Franklin (6th Season)
FOOTBALL OFFICE 814-865-0412
TICKET OFFICE 1-800-NITTANY

FOOTBALL HISTORY

FIRST YEAR 1887
ALL-TIME RECORD (133rd Season) . . . 890-391-42 (.689)
8th in victories
ALL-TIME BIG TEN RECORD (27th Season) . . . 133-78 (.630)
ALL-TIME BOWL RECORD 29-18-2 (.612)
T-4th in bowl victories
YEARS IN POST SEASON PLAY 49
T-9th in bowl appearances
BEAVER STADIUM RECORD 293-74 (.798)

ASSISTANT COACHES

BRENT PRY Buffalo; 1993
 Defensive Coordinator/Linebackers (6th Season)
RICKY RAHNE Cornell; 2002
 Offensive Coordinator/Quarterbacks (6th Season)
JOE LORIG Western Oregon; 1995
 Special Teams Coordinator/Defensive Asst. (1st Season)
TIM BANKS Central Michigan; 1995
 Co-Defensive Coordinator/Safeties (4th Season)
TYLER BOWEN Maryland; 2010
 Off. Recruiting Coordinator/Tight Ends (2nd Season)
MATT LIMEGROVER University of Chicago; 1991
 Run Game Coordinator/Offensive Line (4th Season)
GERAD PARKER Kentucky; 2003
 Passing Game Coordinator/Wide Receivers (1st Season)
JA'JUAN SEIDER West Virginia; 2000
 Running Backs Coach (2nd Season)
TERRY M. SMITH Penn State; 1991
 Assistant Head Coach/Defensive Recruiting
 Coordinator/Cornerbacks (6th Season)
SEAN SPENCER Clarion; 1995
 Associate Head Coach/Run Game Coordinator/
 Defensive Line (6th Season)
DWIGHT GALT Maryland; 1981
 Assistant AD of Performance Enhancement (6th Season)

NATIONAL POLLS

PENN STATE IN THE POLLS

Date	CFP	AP	COACHES
Preseason	N/A	15	14
Week 2 (9/3)	N/A	15	14
Week 3 (9/8)	N/A	13	11
Week 4 (9/15)	N/A	13	12
Week 5 (9/22)	N/A	12	11
Week 6 (9/29)			
Week 7 (10/6)			
Week 8 (10/13)			
Week 9 (10/20)			
Week 10 (10/27)			
Week 11 (11/3, 5)			
Week 12 (11/10, 12)			
Week 13 (11/18, 20)			
Week 14 (11/25, 27)			
Week 15 (12/1, 3)			
Week 16 (12/8)			

AP (Week 5)

1. Clemson (55)	4-0	1543
2. Alabama (6)	4-0	1485
3. Georgia (1)	4-0	1400
4. LSU	4-0	1344
5. Ohio State	4-0	1288
6. Oklahoma	3-0	1283
7. Auburn	4-0	1169
8. Wisconsin	3-0	1071
9. Florida	4-0	1022
10. Notre Dame	2-1	989
11. Texas	3-1	968
12. PENN STATE	3-0	848
13. Oregon	3-1	839
14. Iowa	3-0	714
15. California	4-0	547
16. Boise State	4-0	524
17. Washington	3-1	498
18. Virginia	4-0	430
19. Utah	3-1	426
20. Michigan	2-1	287
21. USC	3-1	257
22. UCF	3-1	252
23. Texas A&M	2-2	233
24. Kansas State	3-0	230
25. Michigan State	3-1	104

Others receiving votes: Wake Forest 73, Oklahoma State 57, SMU 55, Army 46, Memphis 42, Iowa State 31, Appalachian State 24, Washington State 21, Mississippi State 14, Missouri 14, **Pittsburgh 6**, **Minnesota 5**, Arizona State 5, Colorado 5, Tulane 1

Opponents in bold

COLLEGE FOOTBALL PLAYOFF

Rankings will be issued six times in 2019, including Selection Day, Sunday, December 8. The dates will be as follows:

- Tuesday, November 5 (9-9:30 p.m.*)
- Tuesday, November 12 (7-8 p.m.)
- Tuesday, November 19 (7-8 p.m.)
- Tuesday, November 26 (7-8 p.m.)
- Tuesday, December 3 (7-7:30 p.m.)
- Selection Day: Sunday, December 8 (noon-4 p.m.)
- For more information on rankings, the selection committee protocol and voting process, visit collegefootballplayoff.com.

*Approximate start time will be 9 p.m. ET from the State Farm Champions Classic doubleheader at Madison Square Garden. The rankings will be revealed live between the Kansas vs. Duke and Michigan State vs. Kentucky basketball games.

AMWAY COACHES (Week 5)

1. Clemson (62)	4-0	1622
2. Alabama (2)	4-0	1558
3. Georgia (1)	4-0	1475
4. Oklahoma	3-0	1388
5. LSU	4-0	1378
6. Ohio State	4-0	1335
7. Auburn	4-0	1198
8. Florida	4-0	1138
9. Wisconsin	3-0	1100
10. Notre Dame	2-1	980
11. PENN STATE	3-0	964
12. Texas	3-1	959
13. Oregon	3-1	816
14. Iowa	3-0	778
15. Boise State	4-0	558
16. California	4-0	505
17. Washington	3-1	485
18. Virginia	4-0	450
19. Utah	3-1	445
20. Michigan	2-1	389
21. Texas A&M	2-2	270
22. Kansas State	3-0	262
23. UCF	3-1	233
24. Wake Forest	4-0	143
25. USC	3-1	130

Others receiving votes: Memphis 109, Washington State 83, **Michigan State 82**, SMU 63, Oklahoma State 51, Army 45, Mississippi State 34, Appalachian State 27, Colorado 12, **Minnesota 9**, Utah State 9, Tulane 8, Iowa State 7, Nebraska 7, Arizona State 6, TCU 5, Navy 4, Duke 3, Arizona 1, Hawai'i 1

THIS DAY IN HISTORY

SEPT. 27

RECORD: 8-3-1
STREAK: L1

Year	Site	Result
1902	H	Penn State 27, Pittsburgh 0
1924	H	Penn State 47, Lebanon Valley 3
1930	H	Penn State 31, Niagara 14
1952	H	Penn State 20, Purdue 20
1958	A	Penn State 43, Pennsylvania 0
1969	H	[2] Penn State 27, Colorado 3
1975	A	[12] Penn State 30, Iowa 10
1980	H	[3] Nebraska 21, [11] Penn State 7
1986	H	[7] Penn State 42, East Carolina 17
2003	H	[24] Minnesota 20, Penn State 14,
2008	H	[12] Penn State 38, [22] Illinois 24
2014	H	Northwestern 29, Penn State 6

NOTABLE

- In 1952, Tony Rados made national headlines by giving Penn State its greatest passing day in 12 years, completing 17-of-30 passes for 179 yards and one TD (and two interceptions) to outduel Purdue's All-American passing sensation, Dale Samuels, in leading Penn State to a surprising 20-20 tie at Beaver Field.
- Penn State ended its series with one of its oldest opponents, Penn, with a 43-0 win at Franklin Field in 1958. The series, which began in 1890, was never played outside of Philadelphia. Penn State's first two two-point conversions were also scored in this game.
- In 1969, 2,000 seats and an enlarged press box were added Beaver Stadium before a then-record crowd of 51,402 turned out to see Penn State beat Colorado.
- Kevin Kelly broke the NCAA record for consecutive games with at least one field goal (25) when he connected on a 25-yarder in the third quarter of a 38-24 primetime victory over Illinois in 2008.

BIG PLAYERS OF THE WEEK

SEPT. 2

OFF: Jonathan Taylor, Wisconsin
DEF: Kenny Willekes, Michigan State
ST: Logan Justus, Indiana
FR: Michael Penix Jr., Indiana

SEPT. 9

OFF: Elijah Sindelar, Purdue
DEF: Antoine Winfield Jr., Minnesota
ST: Drue Chrisman, Ohio State
FR: Zach Charbonnet, Michigan

SEPT. 16

OFF: Tyler Johnson, Minnesota
 J.K. Dobbins, Ohio State
DEF: Joe Gaziano, Northwestern
ST: Keith Duncan, Iowa
FR: D.J. Johnson, Iowa
 Drake Anderson, Northwestern

SEPT. 23

OFF: Jonathan Taylor, Wisconsin
DEF: Joe Bachie, Michigan State
ST: Blake Hayes, Illinois
FR: Wan'Dale Robinson, Nebraska

PENN STATE MEDIA SERVICES

FOOTBALL CONTACTS

Kris Petersen
 Cell: 814-883-4581
E-mail: kap18@psu.edu
Twitter: @GoPSUKris

Mark Brumbaugh
 Cell: 814-441-9145
E-mail: mgb28@psu.edu
Twitter: @markbrumbaugh

Paul Marboe
 Cell: 814-777-7604
E-mail: prm5118@psu.edu
Twitter: @pmarboe33

Asst. AD for Strategic Communications: Kris Petersen
Associate Director: Rose Carter
Assistant Directors: Mark Brumbaugh, Pat Donghia,
 John Hanna, Matt Jackson, Paul Marboe, Nicole Praga,
 Ryan Snyder, Kevin Stoicovy, Chelsea Vielhauer
Admin. Assistant: Cristin Guiher
Strategic Communications Office: 814-865-1757
Website: GoPSUsports.com
Address: 101D Bryce Jordan Center,
 University Park, Pa., 16802

SUNDAY:

9 a.m. - Updated stats available at GoPSUsports.com.

MONDAY:

8 p.m. - Game Notes available at GoPSUsports.com.

TUESDAY:

9 a.m. - 11:30 a.m. - Player Interviews
Selected players available via teleconference interviews. For information, please contact Cristin Guiher in PSU Strategic Communications (cms36@psu.edu; 814-865-1757).

12:30 p.m. - Penn State Weekly Press Conference
 James Franklin and at least two players available for questions in person and via telephone at Beaver Stadium.
To participate please contact the Strategic Communications Office at 814-865-1757 prior to 11 a.m. ET. Please contact Strategic Communications for FTP information for video/audio from the press conference.

Approximately 6 p.m. - Practice Availability
 Media can watch last 10 minutes of practice.

WEDNESDAY:

9 a.m. - 2 p.m. - Player Interviews
Selected players available via teleconference interviews. For information, please contact Cristin Guiher in PSU Strategic Communications (cms36@psu.edu; 814-865-1757).

12 p.m.: Assistant Coach Teleconference
One assistant coach available via teleconference interviews. For information, please contact Cristin Guiher in PSU Strategic Communications (cms36@psu.edu; 814-865-1757).

6:05 p.m. - "The Penn State Coaches Show Featuring James Franklin Presented by Pepsi" at Primanti Bros. and broadcast live on the Penn State Sports Network and LionVision on GoPSUsports.com.

FRIDAY:

Post-Game: James Franklin and selected players will be available immediately following the game.
Please contact Strategic Communications for FTP audio/video information (home games only).

BIG STANDINGS

EAST	BIG TEN		OVERALL			
	W-L	%	W-L	%	AP	USA
Ohio State	1-0	1.000	4-0	1.000	0-0	0-0
Michigan State	1-0	1.000	3-1	.750	0-1	0-1
PENN STATE	0-0	.000	3-0	1.000	0-0	0-0
Maryland	0-0	.000	2-1	.667	1-0	1-0
Indiana	0-1	.000	3-1	.750	0-1	0-1
Michigan	0-1	.000	2-1	.667	0-1	0-1
Rutgers	0-1	.000	1-2	.333	0-1	0-1
WEST	W-L	%	W-L	%	AP	USA
Iowa	1-0	1.000	3-0	1.000	0-0	0-0
Wisconsin	1-0	1.000	3-0	1.000	1-0	1-0
Nebraska	1-0	1.000	3-1	.750	0-0	0-0
Minnesota	0-0	.000	3-0	1.000	0-0	0-0
Purdue	0-0	.000	1-2	.333	0-0	0-0
Illinois	0-1	.000	2-2	.500	0-0	0-0
Northwestern	0-1	.000	1-2	.333	0-1	0-1

BIG TEN SCHEDULE (All Times Eastern)

FRIDAY, SEPT. 27

PENN STATE at MARYLAND*, 8 p.m. (FS1)

SATURDAY, SEPT. 28

Middle Tennessee State at IOWA, noon (ESPN2)
 RUTGERS at MICHIGAN*, noon (BTN)
 NORTHWESTERN at WISCONSIN*, noon (ABC)
 INDIANA at MICHIGAN STATE*, 3:30 p.m. (BTN)
 MINNESOTA at PURDUE*, 3:30 p.m. (ESPN2)
 OHIO STATE at NEBRASKA*, 7:30 p.m. (ABC)

OFF

Illinois

*Big Ten game

BIG TEN MEDIA SERVICES

BIG TEN CONFERENCE RELEASE/STATISTICS:

The Big Ten Conference football release, with standings and statistics, is available at www.bigten.org.

BIG TEN PLAYERS OF THE WEEK:

The Big Ten Conference will be announcing Players of the Week every Monday during the season.

MONDAY	TUESDAY	WEDNESDAY	THURSDAY	FRIDAY	SATURDAY	SUNDAY
Game Notes Available by 8 p.m. on GoPSUsports.com	James Franklin Press Conference 12:30 p.m. (ET) Player Teleconferences	Asst. Coach Teleconference 12:30 p.m. Practice Availability Approx. 4:35 p.m. Player Teleconferences PSU Coaches Show 6:05 p.m. - Primanti Bros.	No Coach/Player Availability	Maryland 8 p.m. FSI/Penn State Sports Network Capital One Field at Maryland Stadium	Updated Statistics Available 9 a.m. GoPSUsports.com No Coach/Player Availability	No Coach/Player Availability



HEAD COACH JAMES FRANKLIN

CAREER AT A GLANCE

- Franklin was named the 16th head football coach of the Nittany Lion program on January 11, 2014.
- Franklin is in his ninth year as a collegiate head coach, leading his first eight squads to bowl games.
- Franklin is one of seven current FBS head coaches to lead his teams to a bowl game in each of his first eight seasons as a head coach.
- Franklin is one of three current Big Ten coaches (Mark Dantonio, Kirk Ferentz) to have won a Big Ten Championship.
- He owns a 72-36 career record, with six consecutive winning seasons.
- Franklin has led his teams to two Top 10 finishes (2 at Penn State) and five Top 25 finishes (2 at Vanderbilt; 3 at Penn State).
- Under Franklin, Penn State is one of six teams (Alabama, Clemson, Ohio State, Oklahoma, Washington) to rank in the Top 15 of the CFP final rankings in each of the last three seasons.
- Franklin led the Nittany Lions to back-to-back New Year's Six bowls in 2016 (Rose) and 2017 (Fiesta) for the first time since 1985 (Orange) and 1986 (Fiesta).
- Franklin has 24 years of coaching experience at the collegiate and NFL level.
- In his first eight years as a head coach, Franklin mentored 68 players who have gone on to the NFL ranks.
- Franklin has secured top-25 recruiting classes each of his last seven seasons, including a top-5 class at Penn State in 2018.

NITTANY LIONS ON THE FIELD

- In **2018**, the Nittany Lions posted their third-straight season with at least nine wins in 2018 with a 9-4 overall record, earning a berth in the VRBO Citrus Bowl. Penn State finished No. 12 in the final CFP rankings and No. 17 in the Associated Press and Amway Coaches polls. Penn State has finished in the AP Top 25 in the last three consecutive seasons for the first time since a seven-year stint from 1993-99.
- Penn State continued to be among the nation's elite in **2017**, climbing as high as No. 2 in the rankings and appearing in a second-straight New Year's Six bowl, earning a 35-28 win over No. 11 Washington in the PlayStation Fiesta Bowl. The Nittany Lions earned back-to-back 11-win seasons for the fifth time in program history and first time since 2008 and 2009 with an 11-2 record. Penn State finished the season No. 8 in the Associated Press and Amway Coaches polls and No. 9 in the final CFP rankings.
- Penn State surged in **2016**, winning nine consecutive games en route to the Big Ten Championship, a Rose Bowl berth and an 11-3 overall record. Penn State finished the season ranked No. 5 in the College Football Playoff rankings and No. 7 in the Associated Press and Amway Coaches polls. It was Penn State's highest finish in the polls since 2005. The Lions claimed their fourth overall Big Ten Championship and first outright title since 1994 with a thrilling 38-31 comeback win over Wisconsin in the Big Ten Championship Game. Franklin was honored as Sporting News National Coach of the Year and the Woody Hayes National Coach of the Year, as well as the Dave McLain Big Ten Coach of the Year and Associated Press Big Ten Coach of the Year.
- Franklin guided the Nittany Lions to a 7-6 record in **2015** and a berth in the TaxSlayer Bowl.
- Franklin's first season in **2014** was bookended with a pair of thrilling victories for the Nittany Lions. His inaugural season began with a final-play 26-24 victory over UCF in Dublin, Ireland, in Penn State's first-ever international game and ended with a comeback, a 31-30 overtime win over Boston College in the New Era Pinstripe Bowl in Yankee Stadium. Franklin became just the third Penn State coach to lead the team to at least seven wins in his first season, joining Dick Harlow (1915) and Bill O'Brien (2012), and he guided the Nittany Lions to a 4-0 start, joining Harlow as the only first-year Penn State coaches to win their initial four games.

FRANKLIN FILE

Born: February 2, 1972
Hometown: Langhorne, Pa.
Wife: Fumi
Daughters: Shola & Addison

Education:
 Neshaminy High School, 1990
 East Stroudsburg, 1995; B.S. in Psychology
 Washington State, 1999; M.A. in Educational Leadership

Playing Career:
 East Stroudsburg; Quarterback, 1991-94

Coaching Experience

2014-pres.	Head Coach	Penn State
2011-13	Head Coach	Vanderbilt
2008-10	Asst HC/Off. Coord./QBs	Maryland
2006-07	Off. Coord./QBs	Kansas State
2005	Wide Receivers	Green Bay Packers
2000-04	Recruiting Coord./WRs	Maryland
1999	Wide Receivers	Idaho State
1998	Grad. Asst./Tight Ends	Washington State
1997	Wide Receivers	James Madison
1996	Grad. Asst./Secondary	East Stroudsburg
1995	Wide Receivers	Kutztown

CAREER RECORD

VANDERBILT

Year	Overall	Conf.	Final AP; Notes
2011	6-7	2-6	Liberty Bowl (L)
2012	9-4	4-4	No. 23; Music City Bowl (W)
2013	9-4	5-3	No. 20; BBVA Compass Bowl (W)
3 yrs	24-15	11-13	

PENN STATE

Year	Overall	Conf.	Final AP; Notes
2014	7-6	2-6	Pinstripe Bowl (W, OT)
2015	7-6	4-4	TaxSlayer Bowl (L)
2016	11-3	8-1 No. 7; Big Ten Champs, Rose Bowl (L)	
2017	11-2	7-2	No. 8; Fiesta Bowl (W)
2018	9-4	6-3	No. 17; Citrus Bowl (L)
2019	3-0	0-0	
6 yrs	48-21	27-16	

CAREER

9 yrs	72-36	38-29	Won 4, Lost 4
--------------	--------------	--------------	----------------------

NITTANY LIONS IN THE CLASSROOM

- Quarterback Trace McSorley was selected as a 2018 National Football Foundation (NFF) Scholar-Athlete and a finalist for the Campbell Trophy, known as the "Academic Heisman." He was the 18th Nittany Lion to be selected as an NFF Scholar-Athlete.
- Two Nittany Lions have garnered Google Cloud CoSIDA Academic All-America recognition. Punter Blake Gillikin earned first-team honors in 2018 and long snapper Tyler Yazujian collected a berth on the CoSIDA Academic All-America first team in 2016 after an appearance on the second team in 2015. Penn State has 66 Academic All-America honorees all-time, which ranks second in Division I football history (FBS and FCS).
- The Nittany Lions had a program-record 35 student-athletes claim Academic All-Big Ten honors in the fall of 2017.
- The 2015 fall semester saw the Nittany Lions post a record 56 squad members with at least a 3.0 grade-point average (GPA).
- During Franklin's first fall semester on campus, the football student-athletes set program records with 25 student-athletes earning Dean's List recognition (3.5 GPA) and 57 players owning a cumulative 3.0 GPA or higher after the 2014 fall semester. The spring of 2015 saw continued success in the classroom with 51 student-athletes compiling at least a 3.0 GPA, marking the first time in program history with 50 or more 3.0s in a spring semester.

NITTANY LIONS IN THE COMMUNITY

- The Nittany Lions are active in the community, participating in activities such as Uplifting Athletes, THON, Pennsylvania Special Olympics Summer Games, State College Area Food Bank and Penn State Hershey Children's Hospital visits.
- Two Nittany Lions have been named to the Allstate AFCA Good Works team during Franklin's tenure - linebackers Ben Kline (2015) and Brandon Smith (2017). Kline and Smith were recognized for their selflessness and community service, and both were one of 11 FBS honorees in their respective years.

RECRUITING SUCCESS

- Franklin's recruiting classes in the last four years have been ranked an average of 13.1 nationally, which is a significant jump from the 40.8 average from 2012-14.
- Penn State is one of nine programs to sign a top-15 class in each of the last three years and one of 12 schools to claim a top-20 class each of the last five seasons.
- Seven of the 15 highest-ranked 247Sports Composite recruits at Penn State since 2000 have been signed by Franklin.
- The 3.83 average star ranking for the 2019 class was the highest in program history since the inception of the 247Sports Composite in 2000.
- The 2018 recruiting class was ranked No. 4 among by ESPN.com, the highest finish in program history. The class was also ranked No. 5 by Rivals and No. 6 by 247Sports.

HELPING THE COMMODORES GET THEIR WINGS

- Franklin directed Vanderbilt to consecutive Top 25 finishes for the first time in the 124-year history of the program (No. 23/24 – 2013 & No. 23/20 – 2012).
- The Commodores finished 23rd in the final 2012 Associated Press poll, marking their first AP final ranking since 1948.
- Franklin led Vanderbilt to a bowl game in each of his three seasons in Nashville, with the last two years resulting in wins over NC State (Music City Bowl) and Houston (BBVA Compass Bowl). The Commodores had played in four bowl games all-time in the 121 seasons prior to his arrival, none in consecutive years.
- Vanderbilt had posted four nine-win seasons in program history, with Franklin's last two teams comprising half of the total.
- Franklin guided the Commodores to a 6-6 regular-season record and earned a berth in the Liberty Bowl during his first season after inheriting a Vanderbilt team that finished 2-10 in both 2009 and 2010, with a combined mark of 1-15 SEC play. The 2011 bowl berth was Vanderbilt's second since 1983.
- The Commodores had a breakthrough campaign in 2012 under Franklin, finishing on a seven-game winning streak (longest since 1948) to post a 9-4 mark for Vanderbilt's most wins in 97 years. Franklin was among five finalists for the Bear Bryant National Coach of the Year award.

RIISING UP THE RANKS

- Franklin began his coaching career as the wide receivers coach at Kutztown (Pa.) University (1995) and was a graduate assistant coach at his alma mater, East Stroudsburg (Pa.) University in 1996, working with the secondary.
- He then was the wide receivers coach at James Madison (1997), a grad assistant (tight ends) at Washington State (1998) and the wide receivers coach at Idaho State (1999).
- In 2000, Franklin was named the wide receivers coach at Maryland under head coach Ron Vanderlinden, who would go on to coach the Penn State linebackers from 2001-13.
- Franklin continued in that role under new head coach Ralph Friedgen in 2002 and 2003 and helped the Terps to three consecutive 10-win seasons, including an appearance in the 2002 FedEx Orange Bowl. In 2003, Franklin added duties as recruiting coordinator and directed back-to-back recruiting classes ranked in the Top 25 nationally. Franklin and former Nittany Lion head coach Bill O'Brien (running backs) were Maryland assistant coaches in 2003 and 2004 under Friedgen.
- After five successful years at Maryland, Franklin was named wide receivers coach on Mike Sherman's Green Bay Packers staff in 2005. During that season, Green Bay ranked third in the NFL in receptions (383) and seventh in receiving yards (3,766). Donald Driver was among the top receivers in the NFL, ranking second in receptions and eighth in receiving yards, with a then-career-high 86 catches for 1,221 yards.
- Franklin served as the offensive coordinator and quarterbacks coach at Kansas State during the 2006-07 seasons under head coach Ron Prince. In 2006, he helped the Wildcats to their first winning season in four years. Franklin coached quarterback Josh Freeman and oversaw an offense that produced a 3,000-yard passer (Freeman), 1,500-yard receiver (All-American wide receiver Jordy Nelson) and 1,000-yard rusher (James Johnson) during the 2007 season, a first in school history. Freeman would go on to become the Wildcats' highest NFL offensive draft pick since 1954 when the Tampa Bay Buccaneers selected him 17th overall in the 2009 NFL Draft.
- Franklin returned to Maryland in 2008 as the Terps' assistant head coach and offensive coordinator. He helped the Terrapins to victories in the 2008 Humanitarian Bowl and the 2010 Military Bowl. The 2010 squad was among the national leaders in scoring offense at 32.2 points per game.
- In 1998, Franklin began his participation in the NFL's Minority Coaching Fellowship Program, starting with a stint with the Miami Dolphins and working with Hall of Fame quarterback Dan Marino. Franklin also worked with Donovan McNabb of the Philadelphia Eagles (1999) and Minnesota Vikings (2008) in the NFL program.

PLAYING CAREER

- Franklin was a four-year letterman at quarterback and a two-time All-PSAC selection at East Stroudsburg.
- Franklin graduated having broken or tied 23 school records. He set seven school records as a senior to earn team MVP honors and was a Harlon Hill Trophy nominee as the NCAA Division II Player of the Year.
- Among the season records he set were for total offense (3,128 yards), passing yards (2,586) and touchdown passes (19).
- Franklin was inducted into the East Stroudsburg Athletics Hall of Fame October 15, 2016.

ALL-AMERICANS AS A HEAD COACH

2017	Saquon Barkley...1st Team (Consensus)	2014	Mike Hull.....2nd Team
	Mike Gesicki.....2nd Team	2013	Jordan Matthews....1st Team
2016	Saquon Barkley.....3rd Team	2012	Jordan Matthews....3rd Team
2015	Carl Nassib...1st Team (Consensus)	2011	Casey Hayward.....2nd Team

AWARD WINNERS AS A HEAD COACH

2017	Saquon Barkley.....	Paul Hornung Award Winner
	Graham-George Big Ten Offensive Player of the Year
	Ameche-Dayne Big Ten Running Back of the Year
	Rodgers-Dwight Big Ten Return Specialist of the Year
	Chicago Tribune Silver Football Award
	Brandon Smith.....	Allstate AFCA Good Works Team
2016	Saquon Barkley.....	Graham-George Big Ten Offensive Player of the Year
	Ameche-Dayne Big Ten Running Back of the Year
	Chicago Tribune Silver Football Award
	Tyler Davis.....	Vlade Award
2015	Carl Nassib.....	Rotary Lombardi Award
	Ted Hendricks Award
	Lott IMPACT Award
	CBS Sports National Defensive Player of the Year
	Nagurski-Woodson Big Ten Defensive Player of the Year
	Ben Kline.....	Allstate AFCA Good Works Teams
2014	Mike Hull.....	Butkus-Fitzgerald Big Ten Linebacker of the Year

NFL DRAFT PICKS

As a Head Coach: (V) - indicates Franklin coached NFL Draft pick while at Vanderbilt.

2019	Miles Sanders.....	2	53	Philadelphia Eagles
	Connor McGovern.....	3	90	Dallas Cowboys
	Shareef Miller.....	4	138	Philadelphia Eagles
	Amani Oluwariye.....	5	146	Detroit Lions
	Trace McSorley.....	6	197	Baltimore Ravens
	Nick Scott.....	7	243	Los Angeles Ram
2018	Saquon Barkley.....	1	2	New York Giants
	Mike Gesicki.....	2	42	Miami Dolphins
	Oren Burks (V).....	3	88	Green Bay Packers
	Troy Apke.....	4	109	Washington Redskins
	DaeSean Hamilton.....	4	113	Denver Broncos
	Marcus Allen.....	5	148	Pittsburgh Steelers
	Christian Campbell.....	6	182	Arizona Cardinals
2017	Zach Cunningham (V).....	2	57	Houston Texans
	Chris Godwin.....	3	84	Tampa Bay Buccaneers
	Will Holden (V).....	5	157	Arizona Cardinal
2016	Austin Johnson.....	2	43	Tennessee Titans
	Christian Hackenberg.....	2	51	New York Jets
	Carl Nassib.....	2	65	Cleveland Browns
	Anthony Zettel.....	6	202	Detroit Lions
	Jordan Lucas.....	6	204	Miami Dolphins
	Stephen Weatherly (V).....	7	227	Minnesota Vikings
2015	Donovan Smith.....	2	34	Tampa Bay Buccaneers
	Adrian Amos.....	5	142	Chicago Bears
	Jesse James.....	5	160	Pittsburgh Steelers
2014	Jordan Matthews.....	2	42	Philadelphia Eagles
	Wesley Johnson.....	5	173	Pittsburgh Steelers
	Andre Hal.....	7	216	Houston Texans
2013	Zac Stacy.....	5	160	St. Louis Rams
	Ryan Seymour.....	7	220	Seattle Seahawks
2012	Casey Hayward.....	2	62	Green Bay Packers
	Tim Fugger.....	7	214	Indianapolis Colts

As an Assistant Coach:

2011	Torrey Smith.....	2	58	Baltimore Ravens
	Da'Rel Scott.....	7	211	New York Giants
2010	Bruce Campbell.....	4	106	Oakland Raiders
2009	Darrius Heyward-Bey.....	1	7	Oakland Raiders
	Josh Freeman.....	1	17	Tampa Bay Buccaneers
	Jaimie Thomas.....	7	236	Indianapolis Colts
	Dan Gronkowski.....	7	255	Detroit Lions
2008	Jordy Nelson.....	2	36	Green Bay Packers
2007	Yamon Figurs.....	3	74	Baltimore Ravens
	Thomas Clayton.....	6	186	San Francisco 49ers

FRANKLIN RECORDS VS. OPPONENTS

Akron	2	0	Georgia	1	3	Mississippi	2	1	Tennessee	2	1
Alabama	0	1	Georgia State	1	0	Missouri	1	1	Texas A&M	0	1
Appalachian State	1	0	Houston	1	0	NC State	1	0	UAB	1	0
Arkansas	0	1	Idaho	1	0	Nebraska	1	0	UCF	1	0
Army	2	0	Illinois	2	1	Northwestern	1	3	UMass	3	0
Auburn	1	0	Indiana	5	0	Ohio State	1	4	USC	0	1
Austin Peay	1	0	Iowa	3	0	Pittsburgh	3	1	Wake Forest	3	0
Boston College	1	0	Kent State	2	0	Presbyterian	1	0	Washington	1	0
Buffalo	2	0	Kentucky	3	1	Purdue	1	0	Wisconsin	2	0
Cincinnati	0	1	Maryland	4	1	Rutgers	5	0	Total	72	36
Connecticut	1	0	Michigan	1	4	San Diego State	1	0			
Elon	1	0	Michigan State	1	4	South Carolina	0	3			
Florida	1	2	Minnesota	1	0	Temple	2	1			

6 2019 PENN STATE FOOTBALL

STATISTICAL HIGHS & LOWS UNDER JAMES FRANKLIN

Penn State Total Offense Highs
673 Idaho, 2019
 643 Kent State, 2018
 609 Nebraska, 2017
 599 Iowa, 2016
 591 at Illinois, 2018
 579 at Iowa, 2017
 569 Akron, 2017
 565 Maryland, 2018
 549 at Rutgers, 2016
 545 vs. Washington, 2017

Penn State Total Offense Lows
 180 at Temple, 2015
 186 at Michigan, 2018
 191 at Michigan, 2016
 207 Michigan, 2015
 214 at Michigan, 2014
 219 Maryland, 2017
 233 Michigan State, 2014
 240 Ohio State, 2014
 264 Army, 2015
 265 at Illinois, 2014

Penn State First Down Highs
35 Idaho, 2019
 32 Nebraska, 2017
 31 at Illinois, 2018
 29 at Iowa, 2017
 28 Maryland, 2016
 28 at Maryland, 2017
 28 Maryland, 2018
 27 Akron, 2014
 26 Kent State, 2018
 25 vs. Boston Coll., 2014
 25 at Rutgers, 2016
 25 Michigan, 2017
 25 vs. Washington, 2017

Penn State First Down Lows
 9 at Temple, 2015
 11 at Michigan, 2018
 12 Army, 2015
 12 at Michigan, 2016
 13 Ohio State, 2016
 14 Northwestern, 2014
 14 at Ohio State, 2015
 14 Michigan, 2015
 14 Pittsburgh, 2017
 14 Michigan State, 2018
14 Buffalo, 2019

Penn State Rushing Yardage Highs
 387 at Illinois, 2018
 372 Maryland, 2016
 359 Iowa, 2016
 340 at Rutgers, 2016
331 Idaho, 2019
 330 Rutgers, 2015
 310 Maryland, 2018
 297 Kent State, 2018
 295 at Iowa, 2017
 286 at Maryland, 2017
 263 Nebraska, 2017

Penn State Rushing Yardage Lows
 16 Ohio State, 2014
 38 Michigan State, 2014
 39 Indiana, 2017
 42 Maryland, 2014
 48 at Maryland, 2015
 50 Northwestern, 2014
 51 vs. Wisconsin, 2016
 54 at Michigan, 2014
 57 vs. UCF, 2014
 64 at Rutgers, 2014

Penn State Rushing Attempts Highs
 62 Maryland, 2016
 52 Iowa, 2016
 51 at Iowa, 2017
 51 at Illinois, 2018
 49 at Rutgers, 2016
 48 at Maryland, 2017
 47 Temple, 2014
 47 at Illinois, 2014
 47 Wisconsin, 2018
 45 UMass, 2014
 45 at Indiana, 2016
 45 Kent State, 2018
45 Idaho, 2019

Penn State Rushing Attempts Lows
 22 Michigan State, 2014
 22 Michigan, 2015
 24 Pittsburgh, 2017
 24 Georgia State, 2017
24 Buffalo, 2019
 25 Northwestern, 2014
 27 at Temple, 2015
 28 vs. UCF, 2014
 28 at Michigan, 2016
 28 Minnesota, 2016

Penn State Passing Yardage Highs
 454 vs. UCF, 2014
 401 at Michigan St., 2017
 386 Michigan St., 2016
 384 vs. Wisconsin, 2016
 371 vs. Boston College, 2014
 360 Georgia State, 2017
 346 Nebraska, 2017
 346 Kent State, 2018
 342 vs. Washington, 2017
 335 Minnesota, 2016

Penn State Passing Yardage Lows
 93 at Illinois, 2014
 103 at Temple, 2015
 112 Temple, 2014
 118 at Michigan, 2018
 120 at Ohio State, 2015
 121 at Michigan, 2016
 128 Buffalo, 2015
 137 Michigan, 2015
 141 Rutgers, 2015
 152 Maryland, 2016

Penn State Passing Attempt Highs
 50 Ohio State, 2014
 50 vs. Boston College, 2014
 48 at Iowa, 2017
 48 at Michigan State, 2017
 47 vs. UCF, 2014
 47 at Michigan State, 2015
 46 Northwestern, 2014
 45 Michigan State, 2014
 44 at Rutgers, 2014
 42 Maryland, 2014
 42 vs. Georgia, 2015
 42 Minnesota, 2016

Penn State Passing Attempt Lows
 13 at Ohio State, 2015
 16 at Illinois, 2014
 17 at Michigan, 2018
 18 Iowa, 2016
 19 Rutgers, 2015
 19 Army, 2015
 19 Maryland, 2016
 20 at Illinois, 2018
 21 Rutgers, 2017
 22 at Michigan State, 2017
22 Buffalo, 2019

Penn State Pass Completions Highs
 34 vs. Boston College, 2014
 32 vs. UCF, 2014
 32 vs. Washington, 2014
 31 Ohio State, 2014
 31 at Iowa, 2017
 29 at Northwestern, 2017
 27 at Michigan State, 2015
 27 at Michigan State, 2017
 26 Nebraska, 2017
 25 at Rutgers, 2014
 25 at Maryland, 2017
25 Idaho, 2019

Penn State Pass Completions Lows
 7 at Ohio State, 2015
 8 at Illinois, 2014
 8 Ohio State, 2016
 8 at Michigan, 2018
 10 Rutgers, 2015
 10 Army, 2015
 10 Maryland, 2016
 11 at Temple, 2015
 11 Iowa, 2016
 12 at Indiana, 2014
 12 Temple, 2014

Penn State Scoring Highs
79 Idaho, 2019
 66 at Maryland, 2017
 63 Kent State, 2018
 63 at Illinois, 2018
 62 Purdue, 2016
 56 Georgia State, 2017
 56 Nebraska, 2017
 52 Akron, 2017
 51 at Pittsburgh, 2018
 49 vs. USC, 2016

Penn State Scoring Lows
 6 Northwestern, 2014
 7 at Michigan, 2018
 7 Michigan State, 2014
 10 at Temple, 2015
 10 at Ohio State, 2015
 10 at Michigan, 2016
 13 at Rutgers, 2014
 13 at Michigan, 2014
 13 at Indiana, 2014
 14 at Illinois, 2014

Opponent Total Offense Highs
 575 vs. USC, 2016
 554 at Indiana, 2018
 529 at Ohio State, 2017
 515 at Michigan, 2016
 474 at Michigan St., 2017
 469 Minnesota, 2016
 466 vs. Maryland, 2015
 466 Nebraska, 2017
 454 at Indiana, 2016
 436 at Michigan St., 2015

Opponent Total Offense Lows
 87 at Rutgers, 2016
145 Idaho, 2019
 159 Akron, 2017
 167 Illinois, 2015
 194 Maryland, 2014
 200 Rutgers, 2017
 221 at Indiana, 2014
 221 Kent State, 2018
 234 Indiana, 2015
 234 Iowa, 2016
 234 at Rutgers, 2018

Opponent First Down Highs
 33 vs. USC, 2016
 32 at Indiana, 2018
 31 Minnesota, 2016
 27 at Ohio State, 2017
 26 Michigan State, 2016
 26 at Illinois, 2018
 25 at Ohio State, 2015
 25 at Michigan, 2016
 25 at Michigan State, 2017
 25 Michigan State, 2018

Opponent First Down Lows
 5 at Rutgers, 2016
5 Idaho, 2019
 8 Temple, 2014
 10 Rutgers, 2017
 11 vs. UCF, 2014
 11 Maryland, 2016
 11 at Iowa, 2017
 11 at Maryland, 2017
 12 at Michigan, 2014
 12 Illinois, 2015
 12 Akron, 2017
 12 Wisconsin, 2018

Opponent Rushing Yardage Highs
 341 at Pitt, 2016
 326 at Michigan, 2016
 315 at Ohio State, 2015
 285 vs. Boston College, 2014
 261 Army, 2015
 259 at Michigan, 2018
 245 at Pittsburgh, 2018
 245 at Illinois, 2018
 241 vs. Maryland, 2015
 241 vs. Wisconsin, 2016

Opponent Rushing Yardage Lows
 3 UMass, 2014
4 Idaho, 2019
 24 vs. UCF, 2014
24 Pittsburgh, 2019
 30 Iowa, 2016
 33 Maryland, 2014
 37 Illinois, 2015
 38 vs. Temple, 2016
 39 at Rutgers, 2016
 41 Kent State, 2018

Opponent Rushing Attempts Highs
58 Buffalo, 2019
 57 Ohio State, 2014
 56 at Pitt, 2016
 55 Army, 2015
 55 at Rutgers, 2018
 52 at Pittsburgh, 2018
 52 at Michigan, 2018
 50 at Ohio State, 2015
 49 at Michigan, 2016
 49 vs. Wisconsin, 2016
 49 Georgia State, 2017

Opponent Rushing Attempts Lows
 20 Temple, 2014
 23 at Iowa, 2017
 25 Akron, 2014
 25 at Maryland, 2017
25 Pittsburgh, 2019
 26 Purdue, 2016
 26 Iowa, 2016
 26 Nebraska, 2017
 26 vs. Washington, 2017
 27 at Illinois, 2014
 27 Illinois, 2015

Opponent Passing Yardage Highs
 453 vs. USC, 2016
 400 at Michigan St., 2017
 399 Nebraska, 2017
372 Pittsburgh, 2019
 344 Rutgers, 2016
 330 at Indiana, 2018
 328 at Ohio State, 2017
 295 Purdue, 2016
 295 Michigan St., 2018
 292 Appalachian St., 2018

Opponent Passing Yardage Lows
 32 Army, 2015
 34 Rutgers, 2017
 46 at Rutgers, 2018
 48 at Rutgers, 2016
 55 at Pittsburgh, 2018
 60 Wisconsin, 2018
 68 at Indiana, 2014
 74 Ohio State, 2014
 86 Akron, 2017
 91 at Pitt, 2016

Opponent Passing Attempt Highs
 56 at Michigan State, 2017
 55 Purdue, 2016
 55 at Indiana, 2018
 54 vs. USC, 2016
 53 Michigan State, 2018
51 Pittsburgh, 2019
 50 Iowa, 2018
 46 Akron, 2014
 46 Michigan State, 2016
 44 Illinois, 2015

Opponent Passing Attempt Lows
 1 Army, 2015
 15 at Pitt, 2016
 15 vs. Kentucky, 2018
 16 Maryland, 2016
 16 at Rutgers, 2018
 17 at Rutgers, 2016
 17 at Michigan, 2018
 18 at Pittsburgh, 2018
 19 Ohio State, 2014
 19 at Ohio State, 2015

Opponent Pass Completions Highs
 36 Purdue, 2016
35 Pittsburgh, 2019
 35 at Indiana, 2018
 33 vs. USC, 2016
 33 at Ohio State, 2017
 33 at Michigan State, 2017
 28 Ohio State, 2016
 27 Rutgers, 2015
 26 at Illinois, 2014
 26 Nebraska, 2017
 26 Appalachian State, 2018

Opponent Pass Completions Lows
 1 Army, 2015
 5 at Rutgers, 2018
 7 at Rutgers, 2016
 7 Rutgers, 2017
 9 at Pittsburgh, 2018
 9 Wisconsin, 2018
 9 vs. Kentucky, 2016
 10 San Diego St., 2015
 10 Maryland, 2016
 11 vs. Boston College, 2014
 11 at Pitt, 2016
 11 at Michigan, 2018

Opponent Scoring Highs
 55 at Michigan State, 2015
 52 vs. USC, 2016
 49 at Michigan, 2016
 44 Nebraska, 2017
 42 at Pitt, 2016
 42 at Michigan, 2018
 39 at Ohio State, 2017
 38 at Ohio State, 2015
 38 Appalachian State, 2018
 34 Michigan State, 2014

Opponent Scoring Lows
 0 Illinois, 2015
 0 at Rutgers, 2016
 0 Akron, 2017
 0 Georgia State, 2017
 3 Rutgers, 2015
 3 Akron, 2014
 3 at Maryland, 2017
 3 Maryland, 2018
 6 Rutgers, 2017
 6 at Pittsburgh, 2018
7 6x, last Idaho, 2019

SERIES NOTES

HEAD COACH MICHAEL LOCKSLEY

- Michael Locksley is in his first year as Maryland's head coach, leading the Terrapins to a 2-1 record to open the 2019 season.
- Locksley arrived at Maryland following a three-year stint at Alabama. He served as the Crimson Tide's offensive coordinator in 2018 after being co-offensive coordinator during Alabama's 2017 National Championship season.
- This is Locksley's third stint at Maryland. He served as offensive coordinator and quarterbacks coach from 2012-15. Locksley was the Terrapins' running backs coach and recruiting coordinator from 1997-2002. Locksley was Maryland's interim head coach for the final six games of the 2015 season.
- His other Big Ten coaching experience came at Illinois where he served as offensive coordinator while coaching the tight ends in 2005 and quarterbacks from 2006-08.
- Locksley is a head coach for the second time in his career. He was the head coach at New Mexico from 2009-11.

SCOUTING THE TERRAPINS

- In 2018, Maryland finished the season with a 5-7 record including a 5-3 mark in Big Ten play.
- Maryland earned a 79-0 win over Howard in its season opener and followed that with a 63-20 victory over Syracuse. The Terrapins fell 20-17 at Temple on September 14 before a bye week.
- The Terrapins have enjoyed a strong start on the offensive side of the ball, ranking fifth in the FBS with 53.0 points per game under the direction of Locksley and new offensive coordinator Scottie Montgomery.
- Maryland leads the Big Ten in rushing offense, averaging 277.3 yards per game. Sophomore Anthony McFarland has paced the rushing attack with 225 yards and five touchdowns on 46 carries.
- The Terrapins are off to a similar start on the defensive side, ranking 17th in the nation allowing 13.3 points per game. Maryland has been stout against the run game, giving up just 73.7 yards per contest.

TOP PERFORMANCES - PENN STATE

Rushing

Tommy Stevens	12 for 113 yds, 3 TD ('17)
Saquon Barkley	31 for 202 yds, 1 TD ('16)
Mike Archie	11 for 120 yds, 1 TD ('93)
Ki-Jana Carter	13 for 159 yds, 3 TD ('93)
Richie Anderson	20 for 138 yds, 3 TD ('92)
Leroy Thompson	26 for 132 yds, 1 TD ('90)
Blair Thomas	25 for 138 yds, 1 TD ('87)
DJ Dozier	25 for 111 yds, 2 TD ('86)
John Cappelletti	37 for 202 yds ('73)

Passing

Trace McSorley	12 for 22, 230 yds, 1 TD ('18)
Trace McSorley	22 for 33, 237 yds, 2 TD ('17)
Christian Hackenberg	13 for 29, 315 yards, 3 TD ('15)
Todd Blackledge	19 for 30, 262 yds, 4 TD ('82)
Chuck Fusina	19 for 29, 286 yds ('77)
John Hufnagel	14 for 30, 290 yds ('72)

Receiving

DeAndre Thompkins	4 for 92 yds, 1 TD ('16)
Bobby Ingram	6 for 78 yds, 2 TD ('93)
Tom Donovan	4 for 113 yds ('78)
Jimmy Cefalo	6 for 107 yds ('77)

TOP PERFORMANCES - MARYLAND

Rushing

Charlie Wysocki	29 for 135 yds, 1 TD ('80)
-----------------	----------------------------

Passing

Neil O'Donnell	18 for 24, 219 yds, 1 TD ('89)
Dan Henning	23 for 40, 302 yds, 2 TD ('86)
Stan Gelbaugh	22 for 48, 308 yds ('84)
Boomer Esiason	18 for 36, 276 yds ('82)
Bob Avellini	18 for 33, 302 yds ('74)

Receiving

DJ Moore	8 for 100 yds ('17)
Marcus Badgett	10 for 132 yds ('92)
James Milling	5 for 107 yds, 1 TD ('87)
Russell Davis	7 for 188 yds ('82)

SERIES RECORD

Penn State holds a 39-2-1 record overall and a 23-1 home advantage. The series between regional foes dates back to 1917. The Terrapins and Nittany Lions faced each other in all but three seasons from 1960 to 1993, but did not meet again after until Maryland joined the Big Ten in 2014. Maryland's lone wins came in 1961 and 2014.

Year	Site	Result
1917	Home	Penn State, 57-0
1937	Home	Penn State, 21-14
1938	Home	Penn State, 33-0
1939	Home	Penn State, 12-0
1943	Away	Penn State, 45-0
1944	Home	Penn State, 34-19
1960	Home	Penn State, 28-9
1961	Away	Maryland, 21-17
1962	Home	Penn State, 23-7
1963	Away	Penn State, 17-15
1964	Home	Penn State, 17-9
1965	Away	Penn State, 19-7
1966	Home	Penn State, 15-7
1967	Away	Penn State, 38-3
1968	Away	Penn State, 57-13
1969	Home	Penn State, 48-0
1970	Away	Penn State, 34-0
1971	Home	Penn State, 63-27
1972	Home	Penn State, 46-16
1973	Away	Penn State, 42-22
1974	Home	Penn State, 24-17
1975	Away	Penn State, 15-13
1977	Home	Penn State, 27-9
1978	Home	Penn State, 27-3
1979	Away	Penn State, 27-7
1980	Away	Penn State, 24-10
1982	Home	Penn State, 39-31
1984	Home	Penn State, 25-24
1985	Away	Penn State, 20-18
1986	Home	Penn State, 17-15
1987	Neutral	Penn State, 21-16
1988	Home	Penn State, 17-10
1989	Neutral	Tie, 13-13
1990	Home	Penn State, 24-10
1991	Neutral	Penn State, 47-7
1992	Home	Penn State, 49-13
1993	Away	Penn State, 70-7
2014	Home	Maryland, 20-19
2015	Neutral	Penn State, 31-30
2016	Home	Penn State, 38-14
2017	Away	Penn State, 66-3
2018	Home	Penn State, 38-3

LAST MEETING

NO. 12 PENN STATE RUNS PAST MARYLAND, 38-3

A stifling defensive effort and balanced offensive attack helped No. 12 Penn State close the regular season on a winning note as the Nittany Lions defeated Maryland, 38-3, on Senior Day.

The 21 members of Penn State's senior class wrapped up their careers with a 25-3 record at Beaver Stadium over the last four seasons. Senior quarterback Trace McSorley, Penn State's all-time winningest quarterback, had a fitting conclusion to his time in front of the home crowd, with 230 passing yards, 64 rushing yards and three touchdowns responsible for. He broke Penn State's career completion mark with 703 with his final completion coming on a touchdown pass in the fourth quarter to freshman tight end Pat Freiermuth.

The Nittany Lions racked up 565 total yards and held Maryland to 259, including a 310-74 edge in rushing yards. Running back Miles Sanders led Penn State's effort on the ground with 128 rushing yards and an average of 9.1 yards per carry while freshman Ricky Slade had two rushing touchdowns.

It was the third game in a row in which Penn State's defense held its opponent to less than 300 yards of total offense. Linebacker Cam Brown and safety Garrett Taylor led the defense with five tackles apiece.

Penn State led from the game's opening drive. Both of McSorley's rushing touchdowns, and Maryland's lone score, came in the first quarter. A field goal by Jake Pinegar late in the second quarter gave the Lions a 17-3 lead at halftime. Slade's two touchdowns and McSorley's touchdown pass to Freiermuth in the second half put the game out of reach.

The Nittany Lions totaled 15 tackles for loss, its most since 16 against Kent State earlier in the season. Yetur Gross-Matos' team-best 3.5 tackles for loss helped him to reach the 20 tackle for loss mark for the season, the most by a Penn State player since Aaron Maybin in 2008.



TEAM STATISTICS

	PSU	UMD
First Downs	28	13
Rushing Yards	310	74
Passing Yards	255	185
Passing (C-A-Int)	14-24-0	14-23-0
Total Offense	565	259
Plays	68	59
Fumbles (#-Lost)	2-1	1-0
Penalties (#-Yards)	3-23	7-65
Possession Time	27:12	32:48
3rd Down Conv.	3-7	5-15
Red Zone	6-6	1-2
Touchdowns	5	0
Field Goals	1	1

GAME LEADERS

* Top performers from each school based on yardage.

PENN STATE

Passing

Trace McSorley	12-of-22 for 230 yds 1 TD/0 INT
----------------	------------------------------------

Rushing

Miles Sanders	14 for 128 yds
Ricky Slade	11 for 64 yds, 2 TD

Receiving

KJ Hamler	3 for 90 yds
Pat Freiermuth	2 for 27 yds, 1 TD

Tackles (U-A-Total)

Cam Brown	4-1-5
Garrett Taylor	5-0-5

MARYLAND

Passing

Tyrrell Pigrome	14-of-23 for 185 yds 0 TD/0 INT
-----------------	------------------------------------

Rushing

Javon Leake	11 for 34 yds
Tyrrell Pigrome	9 for 13 yds

Receiving

Brian Cobbs	2 for 58 yds
Dontay Demus	3 for 35 yds

Tackles (U-A-Total)

Isaiah Davis	6-3-9
Jordan Mosley	6-0-6

OTHER

Date	November 24, 2018
Location	University Park, Pa.
Stadium	Beaver Stadium
Attendance	98,422
Time of Game	3:08
Penn State	9-3, 6-3 Big Ten
Maryland	5-7, 3-6 Big Ten

8 2019 PENN STATE FOOTBALL

RECORD BREAKDOWN

Overall Record	3-0
Day Games	2-0
Night Games (6 p.m. or later)	1-0
TV Games	3-0
ABC	1-0
BTN	1-0
FOX	1-0
FS1	0-0
Scoring First	3-0
Opponent Scoring First	0-0
Leading at the Half	1-0
Trailing at the Half	1-0
Tied at the Half	1-0
Leading after Third Qtr.	3-0
Trailing after Third Qtr.	0-0
Tied after Third Qtr.	0-0
Overtime Games	0-0
Scoring less than 20 pts	1-0
Scoring 20-29 points	0-0
Scoring 30-39 Points	0-0
Scoring 40+ Points	2-0
Allowing 10 points or less	2-0
Allowing 11-20 points	1-0
Allowing 21-30 points	0-0
Allowing 31+ points	0-0
Rushing for less than 100 yds	1-0
Rushing for 100-199 yds	1-0
Rushing for 200-299 yds	0-0
Rushing for 300+ yds	1-0
Passing for less than 200 yds	0-0
Passing for 200-299 yds	2-0
Passing for 300-399 yds	1-0
Passing for 400+ yds	0-0
Totalling less than 300 yds total offense	0-0
300-399 yds of total offense	2-0
400-499 yds of total offense	0-0
500+ yds of total offense	1-0
Allowing less than 100 yds rushing	2-0
Allowing more than 100 yds rushing	1-0
Allowing less than 300 yds total offense	1-0
Allowing 300+ yds total offense	2-0
Having a 100-yd rusher	2-0
Having two 100-yd rushers	0-0
Not having a 100-yd rusher	1-0
Opp. having a 100-yd rusher	0-0
No turnovers	1-0
1-3 turnovers	2-0
4+ turnovers	0-0
No takeaways	1-0
1 or 2 takeaways	2-0
3 or more takeaways	0-0
More than 30:00 of possession	1-0
Less than 30:00 of possession	2-0

MARYLAND NOTES

FRIDAY NIGHT LIGHTS

- Penn State is playing its 26th Friday, regular-season game all-time.
- Penn State owns a 15-9-1 overall record in Friday regular-season games, with a 7-4-0 record on the road.
- Penn State is playing a regular-season game on a Friday for the second season in a row. Last year, Penn State defeated Illinois on the road, 63-24, which was also the Nittany Lions' Big Ten season opener.
- Before the 2018 Friday game at Illinois, Penn State last played a regular season game on a Friday on Nov. 26, 1982. No. 2 Penn State defeated No. 5 Pittsburgh, 19-10, that day. That game secured the Nittany Lions' Sugar Bowl berth, where they went on to defeat No. 1 Georgia for the program's first National Championship.
- The Maryland game marks Penn State's seventh Friday night regular-season game. Penn State's very first night game was played on Friday, Oct. 31, 1941 at the Polo Grounds against NYU. The Lions are 5-1 in Friday night games, with all six taking place on the road or at neutral sites.
- Penn State is playing a Big Ten game on a Friday for the second time (Illinois, 2018).

Penn State Regular-Season Friday Games

Date	Site	Opponent	Result
Oct. 10, 1890	A	Penn	Penn, 0-20
Oct. 2, 1891	A	Lafayette	Penn State, 14-4
Nov. 25, 1892	N	Dickinson	Penn State, 16-0
Nov. 23, 1894	A	Washington & Jefferson	Penn State, 6-0
Oct. 13, 1899	H	Washington & Jefferson	Tie, 0-0
Nov. 17, 1899	A	Penn	Penn, 0-47
Nov. 29, 1900	A	Buffalo	Buffalo, 0-10
Nov. 24, 1905	H	West Virginia	Penn State, 6-0
Nov. 7, 1913	H	Notre Dame	Notre Dame, 14-7
Nov. 13, 1914	H	Michigan State	Michigan State, 3-6
Nov. 5, 1915	H	Lehigh	Penn State, 7-0
Nov. 17, 1916	H	Lafayette	Penn State, 40-0
Nov. 3, 1922	N	Navy	Navy, 14-0
Oct. 31, 1941 [^]	N	at NYU	Penn State, 42-0
Oct. 8, 1948	A	Syracuse	Penn State, 9-0
Sept. 29, 1961	A	Miami (Fla.)	Miami, 25-8
Oct. 6, 1961	A	Boston U.	Penn State, 32-0
Sept. 29, 1967 [^]	A	Miami (Fla.)	Penn State, 17-8
Nov. 26, 1976 [^]	N	Pittsburgh	Pittsburgh, 24-7
Sept. 2, 1977 [^]	N	Rutgers	Penn State, 45-7
Sept. 1, 1978 [^]	A	Temple	Penn State, 10-7
Nov. 24, 1978	H	Pittsburgh	Penn State 17-10
Nov. 28, 1980	H	Pittsburgh	Pittsburgh, 14-9
Nov. 26, 1982	H	Pittsburgh	Penn State, 19-10
Sept. 21, 2018 [^]	A	Illinois*	Penn State, 63-24
Sept. 27, 2019 [^]	A	Maryland*	--

[^]-Night game *-BIG game

PENN STATE IN 27TH BIG TEN SEASON

- After 106 years as an independent in football, Penn State began play in the Big Ten Conference in 1993 and is playing its 27th season in the conference.
- The Nittany Lions were outright Big Ten Champions in 1994 and 2016 and shared titles with Ohio State in 2005 and 2008.
- Penn State beat Oregon to win the 1995 Rose Bowl and played USC in the 2009 and 2017 Rose Bowls.

BIG OPENERS OVER THE YEARS

- Penn State owns a 13-13 record in Big Ten opening contests.
- Penn State is opening the Big Ten season on the road for the 18th time in its 27 seasons in the league. The Nittany Lions are 9-8 on the road in openers.
- Penn State is opening the Big Ten season on the road for a third-straight year, the ninth time in the last 10 years and 13th time in the last 16 years.
- Penn State is opening against Maryland for the first time in program history.
- The Nittany Lions have also played Illinois (4), Iowa (4), Wisconsin (4), Indiana (3), Minnesota (3), Ohio State (3), Michigan (2), Rutgers (2) and Northwestern (1) in Big Ten openers.

PENN STATE VS. BIG TEN

- Penn State has won 22 out of its last 27 games against Big Ten opponents.
- Penn State won 13 consecutive games against Big Ten opponents from 2016-17, breaking its record of 12 from 1993-94.
- Penn State owns a 214-104-3 mark against Big Ten Conference teams since the Nittany Lions first opposed Ohio State in 1912.
- The Nittany Lions began play as a member of the Big Ten Conference in 1993 and have a 133-78 mark.
- Penn State played 109 games vs. the current Big Ten alignment when either or both Penn State itself (prior to 1993) or the opponent (Nebraska prior to 2011; Maryland and Rutgers prior to 2014) was not yet a member of the Big Ten. The Nittany Lions went 80-26-3 in those games.

Opponent	Record	1st Meeting	Last Meeting
Illinois	19-5	1954	2018
Indiana	21-1	1993	2018
Iowa	16-12	1930	2018
Maryland	39-2-1	1917	2018
Michigan	8-14	1993	2018
Michigan State	15-17-1	1914	2018
Minnesota	9-5	1993	2016
Nebraska	8-9	1920	2013
Northwestern	14-5	1993	2017
Ohio State	14-20	1912	2018
Purdue	14-3-1	1951	2016
Rutgers	27-2	1918	2018
Wisconsin	10-9	1953	2018

Bold indicates 2019 opponent

NITTANY LIONS FROM MARYLAND

- LB **Cam Brown** - Burtonsville/Bullis School
- CB **Tariq Castro-Fields** - Upper Marlboro/Riverdale Baptist School
- K **Rafael Checa** - Chevy Chase/St. John's College H.S.
- DT **Dvon Ellies** - Burtonsville/McDonogh School
- WR **Daniel George** - Fort Washington/Oxon Hill
- DT **PJ Mustipher** - Owings Mills/McDonogh School
- CB **Makai Self** - Upper Marlboro/IMG Academy (Fla.)
- DE **Shane Simmons** - Laurel/DeMatha Catholic
- WR **Cam Sullivan-Brown** - Bowie/Saint Vincent Pallotti
- OL **Rasheed Walker** - Waldorf/North Point
- OL **Anthony Whigan** - Lexington Park/Great Mills

AT THE START

Opponent	Coin Toss	Choice	PSU 1st Drive	Opponent 1st Drive	Game Captains
IDAHO	Idaho won	Receive	Field Goal	Turnover on Downs	Cam Brown, Blake Gillikin, Jan Johnson, Garrett Taylor
BUFFALO	Buffalo won	Receive	Three-and-out	Punt	Cam Brown, Blake Gillikin, Jan Johnson, Garrett Taylor
PITTSBURGH	PSU won	Defer - Kickoff	Punt	Three-and-out	Cam Brown, Blake Gillikin, Jan Johnson, Garrett Taylor
at Maryland					
PURDUE					
at Iowa					
MICHIGAN					
at Michigan State					
at Minnesota					
INDIANA					
at Ohio State					
RUTGERS					

PENN STATE-MARYLAND CONNECTIONS

- Penn State junior DE **Shane Simmons** played with Maryland freshmen DB Nick Cross, QB Eric Najarian, and LB Kobi Thomas, redshirt freshmen OL Austin Fontaine and OL Evan Gregory, sophomores RB Anthony McFarland Jr. and OL Marcus Minor, junior RB Lorenzo Harrison III and seniors OL Terrance Davis, DB Tino Ellis, DL Oluwaseun Oluwatimi, WR Chris Jones and WR DJ Turner at DeMatha Catholic in Maryland.
- Maryland running backs coach Elijah Brooks was Simmons' high school head coach.
- Penn State sophomore WR **Cam Sullivan-Brown** played with Maryland juniors OL Tyler Hamilton and TE Zack Roski at Saint Vincent Palotti in Maryland.
- Penn State sophomore DT **PJ Mustipher**, redshirt freshman OL **Will Knutsson** and freshman DT **Dvon Ellies** along with Maryland graduate DB Kareem Montgomery, seniors LB Wyatt Cook, OL Ellis McKennie and K Mike Shinsky and redshirt freshman WR DeJuan Ellis all attended The McDonogh School in Maryland.
- Penn State sophomore WR **KJ Hamler**, and freshmen CB **Makai Self** and RB **Noah Cain** along with Maryland graduate LB Shaq Smith and TE Tyler Mabry all attended IMG Academy (Fla.).
- Penn State freshman S **Tawe Tawe** and Maryland sophomore WR Justin Brown both attended Hillsborough H.S. in New Jersey.

COACHING STAFF CONNECTIONS

- Penn State head coach **James Franklin** spent eight seasons on staff at Maryland. He was the Terrapins' asst. head coach/offensive coordinator (2008-10) and recruiting coordinator/wide receivers coach (2000-04).
- Franklin and Maryland head coach Michael Locksley coached together on Maryland's staff from 2000-02. Franklin was the wide receivers coach and Locksley was the running backs coach.
- Franklin and Maryland defensive line coach Delbert Cowsette were on the Terps' coaching staff together from 2008-09.
- Penn State co-defensive coordinator and safeties coach **Tim Banks** served on the Maryland defensive coaching staff from 2003-06.
- Penn State tight ends coach **Tyler Bowen** served as Maryland's offensive line coach in 2017, as a graduate assistant from 2011-12, a student assistant in 2010 and played for the Terps for three seasons.
- Penn State wide receivers coach **Gerard Parker** worked with Maryland co-offensive coordinator/wide receivers coach Joker Phillips at Kentucky in 2007. Parker was a graduate assistant while Phillips was the offensive coordinator and wide receivers coach.
- Assistant AD of performance enhancement **Dwight Galt** is a graduate of Maryland and spent 22 years with the Maryland strength & conditioning staff. His sons, Dwight IV and Tommy, both played at Maryland and are former members of the Nittany Lions' staff.
- Penn State assistant AD, chief of staff **Kevin Threlkel** served at Maryland as a football operations intern in 2009 and program management specialist in 2010.

TAKING ON THE NEIGHBORS

- For the sixth consecutive year, Penn State is playing at least four FBS teams that are within a 250-mile drive (based on Google Maps from stadium to stadium).
- The Nittany Lions have won their last 13 consecutive against their neighbors.
- Since joining the Big Ten in 1993, Penn State is 52-4 against FBS teams within 250 miles.
- All-time, Penn State is 298-111-17 against its current FBS regional foes.

Distance	Team	Last Played	Result
139 Miles	Pittsburgh	Sept. 14, 2019	W, 17-10
181 Miles	West Virginia	Oct. 24, 1992	W, 40-26
198 Miles	Temple	Sept. 17, 2016	W, 34-27
198 Miles	Navy	Sept. 15, 2012	W, 34-7
199 Miles	Maryland	Nov. 24, 2018	W, 38-3
204 Miles	Buffalo	Sept. 7, 2019	W, 45-13
205 Miles	Kent State	Sept. 15, 2018	W, 63-10
215 Miles	Akron	Sept. 2, 2017	W, 52-0
224 Miles	Rutgers	Nov. 17, 2018	W, 20-7
230 Miles	Syracuse	Aug. 31, 2013	W, 23-17
250 Miles	Army	Oct. 3, 2015	W, 20-14

Bold indicates 2019 opponent

COMING OFF A BYE

- Penn State is coming off its first of two bye weeks this season (Sept. 21 & Nov. 2).
- The last time Penn State had two bye weeks in a season was during the 2013 and 2014 seasons. The Nittany Lions went 0-4 following those bye weeks, coming up short against Indiana (Oct. 5) and Ohio State (Oct. 26) in 2013 and Michigan (Oct. 11) and Ohio State (Oct. 25) in 2014.
- Penn State has a 17-15 record after a bye week since starting Big Ten competition in 1993.
- Michigan State snapped a two-game, post-bye week winning streak for Penn State with a 21-17 win last season that included a thrilling win over No. 2 Ohio State in 2016 and a Penn State White Out rout of Michigan in 2017.

LIONS UNDER THE LIGHTS

- The 2019 season marks the 19th straight with at least one regular-season night game on the schedule and the 11th since 2000 with multiple night games in the same season.
- The Maryland game is Penn State's second night game of the season after previously defeating Buffalo, 45-13 (Sept. 7) under the lights.
- Game times for the final seven games of the regular season have not been announced.
- Penn State's only losses in its last 12 night games are both to Ohio State.
- Penn State is 52-31 at night all-time. The figure breaks down to 15-10 at home, 25-14 on the road and 12-7 in neutral site games. Penn State is 1-1 at regular season neutral sites, 11-6 in bowl games and 1-0 in conference championship games.
- On Oct. 12, 2013, the Lions claimed the longest game in Big Ten history when they edged Michigan under the lights, 43-40, in four overtimes in front of a sellout Beaver Stadium crowd of 107,844 on Homecoming.

HISTORIC SERIES

- Penn State has many long and storied series on the gridiron. The Nittany Lions have played 20 teams 20 or more times in the 133-year history of the program.
- Penn State owns a winning record against 16 of the 20 teams that it has met 20 or more times.
- Eight of the 20 teams are on the 2019 schedule, including Pitt (100 meetings), Maryland (42), Iowa (27), Michigan (21), Michigan State (33), Indiana (22), Ohio State (34) and Rutgers (28).
- Since 2012, Penn State has played or has a future meeting scheduled meeting with 13 of the 20 teams (all of the FBS teams except Navy). Those opponents include: Army (2015), Illinois (2014-15, '18, '21), Iowa (2016-21), Pitt (2016-19), Syracuse (2012), Temple (2014-16) and West Virginia (2023-24), while the Lions will meet yearly with Big Ten East Division opponents Indiana, Maryland, Michigan, Michigan State, Ohio State and Rutgers.
- Fifteen of the 20 programs are currently members of NCAA Division I FBS. Bucknell, Lehigh and Penn are in NCAA Division I FCS, while Gettysburg and Lebanon Valley are Division III programs.

Team	Meetings	Record
Pitt	100	53-43-4
Syracuse	71	43-23-5
West Virginia	59	48-9-2
Penn [*]	47	18-25-4
Temple	45	40-4-1
Maryland[*]	42	39-2-1
Bucknell [*]	38	28-10
Navy	38	19-17-2
Ohio State[*]	34	14-20
Michigan State[*]	33	15-17-1
Gettysburg [*]	28	27-0-1
Iowa[*]	28	16-12
Rutgers[*]	29	27-2
Army	26	14-10-2
Illinois [*]	24	19-5
Boston College	24	20-4
Lehigh [*]	23	16-6-1
Indiana[*]	22	21-1
Michigan[*]	22	8-14
Lebanon Valley [*]	20	20-0

^{*} - Current Big Ten team | ^{*} - Current Non-FBS university

Bold-2019 opponents

NATIONAL NITS

Below is a list of Penn State players that rank among the top-50 individuals in the NCAA and/or top-10 in the Big Ten and top-25 teams and/or top-six in the Big Ten in the most recent season statistical rankings.

Rankings listed NCAA/Big Ten

Statistics current as of Sept. 21, 2019

- LB Cam Brown
 - Forced Fumbles - 0.33 (t-36/t-6)
 - Fumbles Recovered - 1 (t-20/t-7)
- RB Noah Cain
 - Rushing Touchdowns - 4 (t-23/t-6)
 - Scoring - 8.0 (67/8)
 - Total Touchdowns - 4 (t-48/t-6)
- QB Sean Clifford
 - Completion Percentage - .587 (96/9)
 - Passing Efficiency - 172.5 (17/3)
 - Passing TDs - 6 (53/7)
 - Passing Yards - 781 (68/5)
 - Passing Yards Per Game - 260.3 (38/2)
 - Passing Yards Per Completion - 17.75 (2/1)
 - Points Responsible For Per Game - 12.0 (64/9)
 - Total Offense - 298.0 (25/2)
 - Yards Per Pass Attempt - 10.41 (5/1)
- WR Jahan Dotson
 - Receiving Touchdowns - 2 (t-82/t-10)
 - Yards Per Reception - 20.43 (28/7)
- TE Pat Freiermuth
 - Receiving Touchdowns - 2 (t-82/t-10)
- P Blake Gillikin
 - Punting - 41.2 (58/7)
- DE Yetur Gross-Matos
 - Sacks - 1.17 (t-8/t-3)
- WR KJ Hamler
 - All Purpose Yards Per Game - 124.3 (31/6)
 - Combined Kick Returns - 112 (78/9)
 - Punt Returns - 9.2 (29/5)
 - Receiving Touchdowns - 2 (t-82/t-10)
 - Receiving Yards - 245 (88/6)
 - Receiving Yards Per Game - 81.7 (46/6)
 - Yards Per Reception - 24.50 (7/1)
- LB Jan Johnson
 - Forced Fumbles - 0.33 (t-36/t-6)
- LB Micah Parsons
 - Tackles For Loss - 1.3 (56/9)
- K Jake Pinegar
 - Field Goal Percentage - 1.000 (t-1/t-1)
 - Field Goals Per Game - 1.00 (61/6)
 - Scoring - 9.0 (36/5)
- CB John Reid
 - Interceptions Per Game - 0.7 (t-7/t-1)
 - Passes Defended - 1.3 (23/3)
 - Total Interceptions - 2 (t-7/t-1)
- K Jordan Stout
 - Field Goals Per Game - 0.67 (82/10)
- S Jonathan Sutherland
 - Blocked Kicks - 2 (t-1/1)
- DE Shaka Toney
 - Sacks - 0.67 (t-69/t-9)
- TEAM
 - 3rd Down Conversion Pct - .296 (25/7)
 - 4th Down Conversion Pct - .800 (21/3)
 - 4th Down Conversion Pct Defense - .429 (55/4)
 - Blocked Kicks - 3 (t-1/t-1)
 - Blocked Punts - 3 (1/1)
 - Fewest Penalties - 9 (4/1)
 - Fewest Penalties Per Game - 3.00 (3/1)
 - Fewest Penalty Yards - 95 (6/2)
 - Fewest Penalty Yards Per Game - 31.67 (6/2)
 - First Downs Defense - 47 (11/4)
 - Fumbles Lost - 2 (34/4)
 - Kickoff Return Defense - 0.00 (t-1/1)
 - Passes Had Intercepted - 0 (t-1/t-1)
 - Passing Offense - 281.0 (36/3)
 - Passing Yards Per Completion - 15.33 (13/2)
 - Red Zone Offense - 1.000 (t-1/t-1)
 - Rushing Defense - 70.7 (9/4)
 - Rushing Offense - 192.0 (48/5)
 - Scoring Defense - 10.0 (4/3)
 - Scoring Offense - 47.0 (9/4)
 - Team Passing Efficiency - 167.32 (24/4)
 - Team Passing Efficiency Defense - 122.27 (46/9)
 - Team Sacks - 3.67 (13/4)
 - Tackles for Loss - 10.3 (4/3)
 - Total Defense - 323.8 (38/8)
 - Total Offense - 473.0 (31/5)
 - Turnover Margin - 0.33 (43/7)
 - Turnovers Lost - 2 (5/2)
 - Winning Percentage - 1.000 (t-1/t-1)

10 2019 PENN STATE FOOTBALL

WINNINGEST PROGRAMS

In its 133rd season of varsity football, Penn State has posted 890 victories to rank No. 8 in the nation. The Lions' success is not solely due to longevity though, as Penn State also ranks in the top 10 in all-time winning percentage.

As of Sept. 21, 2019

TOTAL VICTORIES

1. Michigan (140)	Big Ten	955
2. Ohio State (129)	Big Ten	915
3. Texas (126)	Big 12	911
4. Alabama (127)	SEC	909
5. Nebraska (129)	Big Ten	900
6. Notre Dame (132)	Independent	899
7. Oklahoma (124)	Big 12	899
8. PENN STATE (132)	Big Ten	890
9. USC (131)	Pac-12	842
10. Tennessee (122)	SEC	839

WINNING PERCENTAGE (YEARS - MIN. 25 IN D1)

1. Michigan (140)	Big Ten	.729
2. Boise State (51)	Mountain West	.7283
3. Ohio State (129)	Big Ten	.7282
4. Notre Dame (132)	Independent	.727
5. Alabama (127)	SEC	.726
6. Oklahoma (124)	Big 12	.725
7. Texas (126)	Big 12	.705
8. USC (131)	Pac-12	.699
9. Nebraska (129)	Big Ten	.692
10. PENN STATE (132)	Big Ten	.689
11. Tennessee (128)	SEC	.675
12. Florida State (72)	ACC	.674

ALL-TIME AP POLL RANKINGS (Weeks Ranked)

1. Ohio State	Big Ten	905
2. Michigan	Big Ten	852
3. Oklahoma	Big 12	833
4. Notre Dame	Independent	802
5. Alabama	SEC	794
6. USC	Pac-12	768
7. Nebraska	Big Ten	730
8. Texas	Big 12	723
9. PENN STATE	Big Ten	633
10. LSU	SEC	620

SPORTS ILLUSTRATED 150TH ANNIVERSARY

BEST PROGRAMS

1. Alabama	SEC
2. Ohio State	Big Ten
3. Michigan	Big Ten
4. Texas	Big 12
5. USC	Pac-12
6. Notre Dame	Independent
7. Nebraska	Big Ten
8. PENN STATE	Big Ten
9. Tennessee	SEC
10. Oklahoma	Big 12

ESPN 150TH ANNIVERSARY BEST PROGRAMS

1. Alabama	SEC
2. Notre Dame	Independent
3. Ohio State	Big Ten
4. Oklahoma	Big 12
5. USC	Pac-12
6. Michigan	Big Ten
7. Yale	Ivy
8. Nebraska	Big Ten
9. Texas	Big 12
10. North Dakota State	Missouri Valley
11. Princeton	Ivy
12. PENN STATE	Big Ten
13. Harvard	Ivy
14. Tennessee	SEC
15. LSU	SEC

HIGHLIGHTS

COACH TO CURE MD

- In conjunction with the American Football Coaches Association (AFCA), college football coaches nationwide, including Penn State's, will wear patches on the sidelines for Coach To Cure MD presented by Werner Ladder
- Coach To Cure MD is an initiative of Parent Project Muscular Dystrophy (PPMD), the largest, most comprehensive nonprofit organization in the U.S. focused entirely on Duchenne muscular dystrophy.
- Now in its twelfth year, Coach To Cure MD, annually involves over 10,000 football coaches at over 500 college and high school programs, making it the largest national game day charity event in football.
- To donate \$25 to Coach To Cure MD, text the word "CURE" to 501501. You can also visit COACHTOCUREMD.ORG to make a donation.

COMPLEMENTARY FOOTBALL

- The Nittany Lions have played complementary football over the last three-plus years (2016-19) and it shows in the national landscape.
- Over the last three-plus years the Penn State offense is:
 - Tied for eighth in FBS in points per possession (2.32).
 - Third in FBS in points per play (1.72).
 - Seventh in FBS in scoring offense (39.85).
 - Ninth in FBS in scoring percentage (43.06).
 - 11th in FBS in touchdown percentage (34.34).
 - 9th in FBS in turnover percentage (12.46).
- Over the last three-plus years the Penn State defense is:
 - Sixth in FBS in three-and-out percentage (28.04).
 - 10th in FBS in yards per play (4.73).
 - Tied for fourth in FBS in points per play (0.25).
 - Seventh in FBS in points per possession (1.27).
 - 10th in FBS in second half points allowed (9.33).
 - Seventh in FBS in scoring percentage (24.87).
 - 12th in FBS in touchdown percentage (17.46).
 - Fifth in FBS in punt percentage (47.44).
 - Ninth in FBS in scoring defense (18.11).
 - 12th in FBS in percent of drives not crossing the 50-yard line (59.07).
 - Sixth in FBS in percent of non-scoring drives (75.68).
 - 10th in FBS in percent of drives of 25 yards or less (57.71).

CONTROLLING THE GAME

- The Nittany Lions have held a lead for 72.5 percent of their plays over the last three years (2017-19) to rank third in FBS, behind only Alabama and Clemson.
- Over a four-year span (2016-19), Penn State has held the lead for 63.3 percent of the plays, which is 10th among FBS schools.
- By comparison, from 2013-15, Penn State led for 42.8 percent (2760 of 6453) of its plays, to rank 69th in FBS.

WINNING WAYS

- Penn State is 34-9 over the past four seasons (2016-19), which is tied for the seventh-best record in FBS.
- Dating back to 2015, Penn State has won 27 of its last 30 home games.
- Penn State's 47 wins over the last six years (2014-19) rank tied for 13th in FBS and third in the Big Ten (Ohio State, 66; Wisconsin, 56).
- Penn State's 90 wins over the last 11 years (2009-19) rank tied for 16th in FBS and fourth in the Big Ten (Ohio State, 119; Wisconsin, 105; Michigan State, 94).
- Penn State's 130 wins over the last 15 years rank tied for 13th in FBS and third in the Big Ten (Ohio State, 162; Wisconsin, 143).
- In 2018, Penn State clinched its 14th consecutive winning season. Only four other FBS teams have had a winning season each of the last 14 years (Oklahoma, Boise State, LSU, Wisconsin).
- Over those 14 consecutive winning seasons, Penn State has totaled at least nine wins in nine seasons, including the last three seasons.
- Head coach **James Franklin** has guided his teams to a winning record each of the last seven seasons (2 at Vanderbilt, 5 at Penn State).

PENN STATE IN THE RANKINGS

- Penn State is ranked No. 11 in the Amway Coaches poll and No. 12 in the Associated Press poll.
- Penn State has been ranked in the AP Top 25 for the last 45 weeks, dating back to the 2016 season, for the fourth-longest streak in program history and longest streak since 1993-2000 when PSU was ranked for 121-straight weeks.

Penn State AP Weekly Appearance Streaks

#	Polls	First-Last
1.....	121.....	1993-2000
2.....	84.....	1970-1976
3.....	50.....	1979-1983
4.....45.....	2016-Pres.	
5.....	43.....	1985-1987
6.....	39.....	1990-1992
7.....	38.....	2008-2010
8.....	33.....	1977-1979
.....	33.....	1967-1970
10.....	19.....	1947-1948

See National Polls on Page 2

- Penn State's streak is the fifth-longest active streak in FBS, trailing Alabama (184), Ohio State (119), Clemson (73) and Oklahoma (48).

Active AP Weekly Appearance Streaks

#	Polls	Started
1.....	Alabama.....184.....	2008
2.....	Ohio State.....119.....	2012
3.....	Clemson.....73.....	2014
4.....	Oklahoma.....48.....	2016
5.....Penn State.....45.....	2016	
6.....	Georgia.....37.....	2017
7.....	Notre Dame.....33.....	2017
8.....	UCF.....32.....	2017
9.....	LSU.....26.....	2017
10.....	Michigan.....21.....	2018

See National Polls on Page 2

- Penn State is one of six teams (Alabama, Clemson, Ohio State, Oklahoma, Washington) to rank in the Top 15 of the CFP final rankings in each of the last three seasons (2016-18).
- Penn State has been ranked in the last 14 CFP rankings, dating back to its first-ever appearance in the first poll of the 2016 season.

STREAKING

- Sophomore WR **KJ Hamler** has a reception in all 16 games of his career.
- Sophomore TE **Pat Freiermuth** has a reception in his last 15 games (all but his first career game).
- Junior K **Jordan Stout** has earned a touchback on each of his last 23 kickoffs.
- Freshman RB **Noah Cain** has a rushing touchdown in all three games of his career.
- Sophomore **Jake Pinegar** has hit 28-straight extra point attempts and four-straight field goal attempts.
- Sophomore QB **Sean Clifford** has made 82 pass attempts without an interception.
- Penn State has won 10 consecutive games over non-conference opponents during the regular season, dating back to a win over Temple in 2016.
- The Nittany Lions have won 16-straight non-conference regular-season home games, dating back to a win over Kent State in 2013.
- The Nittany Lions have won their last 13 consecutive against their neighbors (schools within 250 miles of Beaver Stadium).
- Penn State has won its last 10 games against Big Ten West Division opponents, dating back to an overtime win over Minnesota on Oct. 1, 2016.

NON-CONFERENCE SUCCESS

- Penn State has won 10 consecutive games over non-conference opponents during the regular season, dating back to a win over Temple in 2016.
- The Nittany Lions have won 16-straight non-conference regular-season home games, dating back to a win over Kent State on Sept. 21, 2013.
- Under **James Franklin** (since 2014), Penn State is 18-2 against non-conference opposition during the regular season and 20-5 when including bowl games.

MILESTONE WATCH

- **KJ Hamler** is 210 yards shy of 2,000 all-purpose yards.
 - ... 1 yard shy of 1,000 career receiving yards.
 - ... 420 yards shy of 1,000 career kickoff return yards.
 - **Pat Freiermuth** is 492 yards shy of 1,000 career receiving yards.
 - **Sean Clifford** is 24 yards shy of 1,000 career passing yards.
 - **Ricky Slade** is 222 yards shy of 500 career rushing yards.
 - **Jahan Dotson** is 154 yards shy of 500 career receiving yards.
 - **John Reid** is two tackles shy of 100 career tackles.
 - **Robert Windsor** is 11 tackles shy of 100 career tackles.
 - **Yetur Gross-Matos** is 23 tackles shy of 100 career tackles.
 - **Jake Pinegar** is 29 extra points shy of 100 career extra points made
 - ... is 22 points shy of 150 points scored.
- See Records Watch on Pages 23-24**

MILESTONES ACHIEVED

- **Pat Freiermuth** surpassed 500 career receiving yards with a 16-yard reception vs. Pitt.
 - **Micah Parsons** surpassed 100 career tackles with nine vs. Pitt.
 - **Garrett Taylor** surpassed 100 career tackles with seven tackles - including one on second-and-goal from the 1 in the second quarter - against Pitt.
 - **Jan Johnson** surpassed 100 career tackles with a 14-tackle effort against Buffalo.
 - **Yetur Gross-Matos** surpassed 25 career tackles for loss with a sack against Buffalo.
 - **KJ Hamler** surpassed 1,500 all-purpose yards with a 159-yard effort in the season opener against Idaho.
- See Records Watch on Pages 23-24**

WELCOME

- RB **Journey Brown** and TE **Nick Bowers** made their first career starts during the Pitt game. They became the 10th and 11th first-time starters this year (7 offense, 3 defense, 1 special teams).
- Against Idaho, nine Nittany Lions made their first career start (five on offense, three on defense, one on special teams): SN **Chris Stoll**, LB **Jesse Luketa**, DE **Shaka Toney**, S **Lamont Wade**, OL **Rasheed Walker**, OL **C.J. Thorpe**, WR **Justin Shorter**, RB **Ricky Slade**, QB **Sean Clifford**.
- Twenty-one Nittany Lions have made their first collegiate appearances this season.
- The latest was freshman DE **Smith Vilbert** against Buffalo.
- CB **DJ Brown**, RB **Noah Cain**, DT **Judge Culpepper**, LB **Lance Dixon**, CB **Keaton Ellis**, RB **Devyn Ford**, DT **Aeneas Hawkins**, DE **Adisa Isaac**, LB **Charlie Katshir**, OL **Hunter Kelly**, QB **Will Levis**, WR **Colton Maxwell**, S **Justin Neff**, CB **Joey Porter, Jr.**, LB **Brandon Smith**, LS **Chris Stoll**, TE **Brenton Strange**, DL **Dan Vasey**, OL **Sal Wormley** and OL **Caeden Wallace** made their debuts in the season opener against Idaho.
- Transfers S **Jaquan Brisker**, WR **Weston Carr** and K **Jordan Stout** made their first appearances at Penn State against Idaho.
- Eleven true freshmen have played this season: RB **Noah Cain**, LB **Lance Dixon**, CB **Keaton Ellis**, RB **Devyn Ford**, DE **Adisa Isaac**, CB **Joey Porter, Jr.**, LB **Brandon Smith**, TE **Brenton Strange**, DE **Smith Vilbert**, OL **Sal Wormley** and OL **Caeden Wallace**.

YOUTH MOVEMENT

- According to PhilSteele.com's 2019 Two-Deep Class Breakdown, Penn State entered the year as the ninth-most inexperienced team in FBS.
- The magazine's formula takes into account senior starters, returning letterwinners, yardage and tackles returning and offensive line starts.
- Purdue is the only Penn State opponent to rank as less experienced, ranking as the sixth-most inexperienced team.

FANS FLOCK TO BEAVER STADIUM

- Through the first four weeks of 2019, Penn State ranks second in FBS with an average attendance of 105,775.
 - Three Big Ten teams lead the nation, with Michigan ranking first (111,279) and Ohio State (103,502) trailing the Nittany Lions.
 - Penn State averaged 105,485 fans per game in the 2018 season to rank second in the NCAA in attendance.
 - The second-place finish was the highest for the Nittany Lions in Football Bowl Subdivision (FBS) attendance since a second-place finish in 2009.
 - The Penn State Student Section has consistently sold out for four decades, showing the unwavering passion and dedication of Penn State students.
 - Recognized as one the nation's premier game day atmospheres, the passionate and loyal students, alumni and fans filling Beaver Stadium have Penn State bucking the negative attendance trends among FBS games nationally.
- See Happy Valley on Page 14**

ON TV

- Penn State has had 302 of its last 304 games televised, including 189 consecutive games.
- Over the last 15 seasons, every Penn State game has aired on either ABC, FOX, BTN, NBC or an ESPN channel.

BIG DRAW

- The Pitt game, which was televised on ABC, was the most-watched noon game window of the week across all networks and second-most watched game of the season at that point in the timeslot.
- The game averaged 3,196,000 viewers, including a peak audience of 4.2 million viewers (3:45-3:56 p.m.)

BIG PRESEASON HONORS

- DE **Yetur Gross-Matos** was among the 10 players named to the Big Ten preseason honors list, as selected by the conference's media members.
- Gross-Matos claimed first-team All-Big Ten honors from the conference's media last season. The junior finished second in the Big Ten and No. 12 in FBS with 1.5 tackles for loss per game in 2018. He was also eighth in the Big Ten and No. 47 nationally in sacks per game (0.62).

BIG TEN PRESEASON HONOREES

EAST DIVISION
 Joe Bachie, Sr., LB, MSU
 Kenny Willekes, Sr., DE, MSU
 J.K. Dobbins, Jr., RB, OSU
 Chase Young, Jr., DE, OSU
Yetur Gross-Matos, Jr., DE, PSU

WEST DIVISION
 A.J. Epenesa, Jr., DE, IOWA
 Adrian Martinez, So., QB, NEB
 Paddy Fisher, Jr., LB, NU
 Rondale Moore, So., WR, PUR
 Jonathan Taylor, Jr., RB, WIS

See Preseason Honors on Page 17

GILLIKIN NOMINATED FOR ALLSTATE AFCA GOOD WORKS TEAM

- P **Blake Gillikin** is among the 137 candidates for the Allstate AFCA Good Works Team, an annual award given to college football players for the impact they make off the field.
 - A perfect 4.0 student, Gillikin was a first-team CoSIDA Academic All-American last year. He spent the summer interning at Drayer Physical Therapy and performing a job shadow at Penn State Health in State College.
 - Established in 1992, the Allstate AFCA Good Works Team continues to be one of the most coveted community service awards in college football. From the 137 nominees, the final roster of 23 award recipients will be announced in September, bringing together 11 players from the NCAA Football Bowl Subdivision; 11 players from the NCAA Football Championship Subdivision, Divisions II, III and the National Association of Intercollegiate Athletics (NAIA); and one honorary head coach.
 - To be considered for a spot on the Allstate AFCA Good Works Team, each player must be actively involved with a charitable organization or service group while maintaining a strong academic standing.
- See Preseason Honors on Page 17**

NITTANY LIONS IN THE NFL

- A total of 33 Penn State football alumni are populating the rosters of 21 National Football League teams.
- The Nittany Lions annually are among the top 20 programs nationally in producing players in the NFL. In addition, seven former Nittany Lions are members of NFL coaching staffs and one former Nittany Lion lacrosse student-athlete is on a roster.
- A total of eight players from Penn State's 2018 squad are on NFL teams.

NITTANY LIONS ON NFL ROSTERS

Arizona Cardinals (1): A.Q. Shipley ^C (8)
Atlanta Falcons (1): Jack Crawford (8)
Baltimore Ravens (1): Trace McSorley (R)
Buffalo Bills (1): Ryan Bates (R)
Carolina Panthers: Chris Hogan (7; former MLAX player)
Chicago Bears (1): Allen Robinson II (6)
Dallas Cowboys (2): Sean Lee (10), Connor McGovern ^{IR} (R)
Denver Broncos (1): DaeSean Hamilton (2)
Detroit Lions (3): Jesse James (5), Amani Oluwariye (R), Jason Cabinda (2)
Green Bay Packers (1): Adrian Amos (5)
Kansas City Chiefs (1): Jordan Lucas (4)
Los Angeles Chargers (1): Trevor Williams ^{IR} (4)
Los Angeles Rams (1): Nick Scott (R)
Miami Dolphins (2): Mike Gesicki (2), Mike Hull ^{PUP} (4)
New York Giants (3): Saquon Barkley ^C (2), Grant Haley (2), Nate Stupar (7)
New York Jets (1): Sam Ficken (3)
Philadelphia Eagles (2): Shareef Miller (R), Miles Sanders (R)
Pittsburgh Steelers (1): Marcus Allen (2)
San Francisco 49ers (2): Robbie Gould (15), Kevin Givens (R)
Tampa Bay Buccaneers (3): Chris Godwin (3), Carl Nassib ^C (4), Donovan Smith (5)
Tennessee Titans (3): Austin Johnson (4), DaQuan Jones (6), Cameron Wake (11)
Washington Redskins (1): Troy Apke (2)
Italics indicates practice squad | ^C Team Captain
^{IR} Injured Reserve | ^{PUP} Physically Unable to Perform

SEVEN FORMER LIONS ON NFL COACHING STAFFS

Seven former Nittany Lions are patrolling the sidelines as part of NFL coaching staffs in 2018.
 Tom Bradley (Pittsburgh, defensive backs)
 Gary Brown (Dallas, running backs)
 Bobby Engram (Baltimore, tight ends)
 Al Golden (Detroit, linebackers)
 D'Anton Lynn (Houston, assistant secondary)
 Mike Munchak (Denver, offensive line)
 Paul Pasqualoni (Detroit, defensive coordinator)

COACHING STAFF POTW

The Penn State coaching staff chooses players of the week in all three phases. Here are there selections:

AUG. 31 - IDAHO

- Defensive: Yetur Gross-Matos & John Reid (G); Justin Neff & Evan Presta (D)
- Offensive: KJ Hamler & Mike Miranda (G); Justin Weller & Blake Zalar (D)
- Special Teams: Jordan Stout & Jonathan Sutherland (G); Nick Eury (D)

SEPT. 7 - BUFFALO

- Defensive: Cam Brown & John Reid (G); Smith Vilbert & Drew Hartlaub (D)
- Offensive: Jahan Dotson & Pat Freiermuth (G); CJ Holmes & Blake Zalar (D)
- Special Teams: Isaac Lutz (G); Ben Wilson (D)

SEPT. 14 - PITTSBURGH

- Defensive: Micah Parsons & Shaka Toney (G); Max Chizmar & Justin Neff (D)
- Offensive: Journey Brown & Will Fries (G); Ta'Quan Roberson & Sal Wormley (D)
- Special Teams: Jordan Stout & Jonathan Sutherland (G); Justin Neff (D)

G-Game D-Development Squad

COMMUNITY SERVICE

LIFT FOR LIFE A SUCCESS



- The 17th Annual Penn State Uplifting Athletes "Lift for Life" was another tremendous success. The fundraising total for the 2019 event was \$51,352, which will benefit Uplifting Athletes and its commitment to life skills development, patient focused programs and rare disease research.
- The 2018-19 fundraising total for the Penn State chapter currently sits at \$56,018, while the 17-year total is now nearly \$1.45 million.
- Fans can support Uplifting Athletes throughout the year by visiting upliftingathletes.org/donate or by sending a donation to Uplifting Athletes, 8 Atkinson Drive, PO Box 574, Doylestown, PA 18901. Please make checks payable to Uplifting Athletes and write Penn State Chapter in the memo section.
- The Penn State Lift for Life featured more than 100 members of the Nittany Lion football team and was held at Holuba Hall, with approximately 1,000 fans in attendance. The exhibition featured rotations of one-on-one battles in the tire flip, sled pull, bench press and farmer's hold, followed by tug of war competitions.
- The event included a kids clinic for the sixth year in a row, which was run by the Nittany Lion true freshmen and concluded with a team autograph session.
- Founded by Penn State Football teammates Scott Shirley, Dave Costlow and Damone Jones in 2003, Lift for Life has benefitted cancer research and the rare disease community.
- The 2019 Uplifting Athletes officers are: quarterback **Sean Clifford**, president; long snapper **Chris Stoll**, vice president; defensive tackle **Evan Presta**, treasurer; offensive lineman **Mike Miranda**, director of operations; safety **Justin Neff**, director of player logistics; long snapper **Joe Calcagno**, secretary.

LIONS BRING SMILES TO HERSHEY



- For the sixth consecutive year, Penn State football again took an afternoon off from summer workouts and boarded buses headed to the Penn State Hershey Children's Hospital. A special visit that has now become an annual event, it's a day nearly every Nittany Lion looks forward to in the offseason.
- Upon stepping off the buses, the Penn State energy is palpable as the team is greeted by smiling hospital staffers before splitting into small groups. While some groups spread out to visit individual families in their rooms, members of the team also passed through a high-five tunnel into the Tree House Cafe.
- Surrounding families and patients with smiles, the Nittany Lions spent the afternoon simply spending time and having fun.

OFFENSE NOTES

PILING UP THE POINTS

- Penn State ranks fourth in FBS averaging 47.0 points per game.
- Penn State scored 124 points (79 vs. Idaho; 45 vs. Buffalo) in its first two games, the second-highest total in the first two games of the season in school history. In 1894, Penn State opened the season with a combined 132 points in the first two games, scoring 60 against Gettysburg in the opener and 72 vs. Lafayette in the second game.
- Penn State has scored at least 50 points eight times since 2016.
- Penn State has scored 40 points 17 times since 2016. By comparison, from 2008 until 2016, the Nittany Lions had 18 40-point outings.
- Penn State has scored 30 or more points 26 times in the last 34 games.
- Penn State has scored 20 or more points in 35 of its last 38 games.
- The Nittany Lions scored 28 points in the third quarter of the Buffalo game, the most in a single quarter since they scored 35 in the fourth quarter of last season's game at Illinois.
- The 28-point third stanza marked the highest scoring by Penn State in a third quarter since the Nittany Lions had 28 points in the third quarter of the 2017 Rose Bowl Game vs. USC.
- Penn State had a high-scoring season-opener, scoring 79 points for its highest single-game total since an 81-0 win over Cincinnati in the 1991 home opener.
- Penn State's 44 points in the first half vs. Idaho were its most in an opening half since scoring 56 at Illinois in 2005.
- The 72-point margin of victory over the Vandals is tied for the 10th-biggest in Penn State history and is the largest since the 1991 Cincinnati game (81).
- The 79 points vs. Idaho are the second-most scored since 1921 and are tied for the sixth-most in program history.
- The last time Penn State scored at least 70 points was a 70-24 win over Akron in 1999.

GREEN LIGHT IN THE RED ZONE

- Dating back to 2017, Penn State has scored on 90 of its last 95 red zone trips, including 72 touchdowns.
- This season, Penn State is 12-for-12 in the red zone with nine touchdowns.
- Penn State is one of 12 teams to stay perfect in the red zone through the first four weeks of the season.
- Penn State is seventh in red zone scoring over the last three-plus years (2016-19) with a scoring rate of 88.78 percent.

LONG JOURNEY

- In his first career start, RB **Journey Brown's** 85-yard run against Pittsburgh was the second-longest non-scoring run in school history. Blair Thomas had a 92-yard rush vs. Syracuse in 1986.
- Brown's 85-yard rush was the longest rush by a Nittany Lion since Saquon Barkley had a 92-yard dash against Washington in the 2017 Fiesta Bowl.
- The 85-yard rush led Brown to a career-high 109 yards for the day on a personal-best 10 carries for his first career 100-yard game.
- It was also Penn State's second run of 80 or more yards this season, joining an 81-yard run by **Devyn Ford** against Idaho.

FRESHMAN FINDS THE END ZONE

- True freshman RB **Noah Cain** scored his fourth rushing touchdown of the season against Pittsburgh.
- Cain is tied for second in FBS in rushing touchdowns by freshmen with Wyoming's Sean Chambers. Washington's Richard Newton leads with five.
- Overall, Cain ranks 23rd in FBS and sixth in the Big Ten.
- Cain is the first Penn State freshman to rush for at least four touchdowns in the first three games of a season since QB Michael Robinson rushed for five touchdowns in the first three games of 2002.

EXPLOSIVE PLAYS

- Explosive plays have been a key part of Penn State's offense this season.
- Penn State ranks:
 - Seventh in FBS in 15-plus yard pass play percentage (23 plays, 25.84%)
 - 14th in FBS big play percentage (12-plus yard runs & 15-plus yard passes) 17.37% (33-of-190)
 - Third in FBS with 2.63% of plays going for 50 yards or more.
- Accordingly, 83.6 percent (56-of-67) of Penn State's first downs this season have come on first or second down, which ranks third in FBS.

HALF DOZEN TOUCHDOWNS

- QB **Sean Clifford** became the first Penn State quarterback to open a season with six touchdown passes in the first two games since Daryll Clark did the same in 2009.
- Clark and Clifford are the only two Penn State quarterbacks to accomplish the feat since 2000.

EFFICIENT AND CONSISTENT

- QB **Sean Clifford's** 17.75 passing yards per completion ranks second in FBS and leads the Big Ten.
- Clifford's 10.41 yards per pass attempt ranks fifth in FBS and leads the Big Ten.
- Clifford's 260.3 passing yards per game ranks second in the Big Ten.
- Clifford ranks third in the Big Ten and 17th in FBS with a 172.5 passing efficiency rating.
- Clifford's 14 completions of 20 or more yards rank tied for 35th in FBS.
- Clifford threw for 222 yards against Pitt for his third-straight 200-yard game, which is tied for 18th on Penn State's career list.

See National Nits on Page 9

DUAL THREAT

- QB **Sean Clifford** (781 passing yds; 113 rushing yds) is one of 12 FBS quarterbacks with 750-plus yards passing and 100-plus yards rushing this season.
- Since 2000, Clifford is the second Penn State quarterback to total more than 750 passing yards (781) and 100 rushing yards (113) in the first three games of a season, joining Trace McSorley's 2017 effort (753 passing yds, 137 rushing yds).
- Averaging 298.0 yards of total offense per game, Clifford ranks second in the Big Ten and 25th in FBS.
- Clifford is third on the team with 113 yards rushing.
- Clifford had a career-long 58-yard rush against Buffalo.

MOVING THE BALL

- Penn State ranks 31st in FBS and fifth in the Big Ten averaging 473.0 yards per game.
 - Penn State had 673 yards of total offense against Idaho, which was the most since totaling 689 at Minnesota in 1994 and the third most for the Nittany Lions since 1947. In FBS, the total ranked fifth for the week.
 - The Nittany Lions' 406 yards of offense in the first half vs. Idaho were their most in the first half since notching 439 yards vs. Nebraska in 2017.
 - Penn State's 35 first downs in the Idaho game were its most since posting the same against Minnesota in 2005 and the fourth-most in FBS during the week.
- See National Nits on Page 9

SOPHOMORE TANDEM GOING LONG

- Sophomore WRs **KJ Hamler** and **Jahan Dotson** rank among the FBS leaders in yards per reception.
- Hamler ranks seventh in FBS and leads the Big Ten, averaging 24.50 yards per reception, while Dotson ranks 28th, averaging 20.43.
- Hamler has six receptions of 20 or more yards this season to rank in a tie for 19th in FBS.

NO. 1 RECEIVER

- WR **KJ Hamler** has at least one reception in all 16 games of his career
- Hamler ranks sixth in the Big Ten and 46th in FBS with 81.7 yards receiving per game.
- Hamler's two touchdown receptions against Idaho marked the first multi-receiving touchdown game of his career. He did have two scores at Pittsburgh last season, one rushing and one receiving.
- Hamler's 115 yards receiving against Idaho marked the second 100-yard receiving game of his career, and the first since he had 138 vs. Ohio State last year.

FREIERMUTH RANKS AMONG TE LEADERS

- Freiermuth extended his streak to 15 consecutive games with at least one reception (all but his first career game).
- With 10 career touchdowns, Freiermuth is tied for 17th all-time at Penn State. Among tight ends, he is tied for third, matching Ted Kwalick (1966-68), and he is one touchdown behind Jesse James (2012-14) for second. **See Records Watch on Pages 23-24**

FOUR TOUCHDOWN CLUB

- QB **Sean Clifford** became the 16th different Penn State quarterback with at least four touchdown passes in a game with four against Buffalo.
- It was Penn State's 17th four-touchdown effort by a quarterback since 2000.
- The last Penn State quarterback to throw for four touchdowns with two or fewer career starts was Matt McGloin in 2010. McGloin had just one start when he threw for four touchdowns off the bench in a comeback win over Northwestern.
- The last Penn State quarterback to throw four touchdowns in a game was Trace McSorley with four vs. Georgia State in 2018.

TIGHT END OF THE WEEK

- Sophomore TE **Pat Freiermuth** had a career day against Buffalo, setting bests for catches (8) and receiving yards (99) and matching his career high of two touchdowns.
- For his efforts, Freiermuth was named the John Mackey Award Tight End of the Week. **See Season Honors on Page 17**
- Freiermuth's eight catches were the most for a Penn State tight end since Mike Gesicki had eight grabs at Michigan State in 2017.

CAREER GAME FOR DOTSON

- Against Buffalo, WR **Jahan Dotson** set career bests with his first 100-yard receiving game (109) and the first two touchdown receptions of his career.
- Dotson had a career-long 56-yard reception for a touchdown in the fourth quarter.
- Dotson tied a career mark with four receptions.

NEW SIGNAL CALLER NO. 2

- Redshirt freshman QB **Will Levis** threw for 62 yards in his Penn State debut, completing 11-of-14 passes after entering early in the second half against Idaho.
- Levis connected with true freshman TE **Brenton Strange** on a 4-yard touchdown pass for his first career touchdown pass.
- Levis also rushed for 21 yards on five attempts with a long run of 12 yards.

YOUTH AT THE HELM

- With QB **Sean Clifford** as the lone Nittany Lion QB on the roster to attempt a pass in a game entering the season, Penn State entered 2019 with the second-fewest returning passing attempts and completions in FBS:

Fewest Passing Attempts/Completions On Roster

School	Att.	Comp.	TD
Auburn	2	1	0
Penn State	7	5	2
NC State	7	8	0
Boise State	10	7	1
Fresno State	12	8	1
Georgia Tech	17	8	2
Middle Tennessee	21	9	0

GROUND GAME ROLLS AGAINST IDAHO

- Seven different Nittany Lion rushers combined for 331 rushing yards against Idaho, ranking Penn State ninth in FBS during the opening week.
- The 331 yards on the ground were Penn State's most since rushing for 387 yards at Illinois last season.
- Five Nittany Lion running backs: **Journey Brown** (2), **Noah Cain** (2), **Devyn Ford** (1), **Ricky Slade** (1) and **Nick Eury** (1) combined for seven rushing touchdowns
- The last time five different Nittany Lion rushers scored at least one touchdown in the same game was a 70-24 win over Akron in 1999: Omar Easy, Eric McCoo, Mike Cerimele (2 TD), Rashard Casey (QB), Mick Blosser.
- The last time five different Nittany Lion running backs scored at least one touchdown in the same game was a 42-3 win over Syracuse in 1986: Blair Thomas, Tim Manoa (2 TD), D.J. Dozier, Odell Wilson, Steve Smith.
- Penn State's seven rushing touchdowns were its most since doing the same against Coastal Carolina in 2008.
- Brown, a sophomore, earned his first multi-touchdown game of his career. His first touchdown of the day came on a career-long 23-yard run. His five carries tied a career high and his 38 yards set a career high.
- Cain, a true freshman making his debut, led the Lions with nine carries, and he finished with 44 yards in addition to his two scores.
- Ford rushed for a game-high 107 yards on six carries, averaging 17.8 yards per attempt in his debut.
- Ford became the first Nittany Lion freshman to run for more than 100 yards in a game since Saquon Barkley rushed for 103 yards against Michigan State on November 18, 2015.
- Ford is the first Penn State freshman to run for 100 yards in a season opener since Curt Warner rushed for 100 yards on 12 carries against Rutgers on Sept. 15, 1979.
- Ford scored on an 81-yard run in the second quarter. It was his first career touchdown and Penn State's longest rushing touchdown since Saquon Barkley's 92-yard run in the Fiesta Bowl vs. Washington in 2017.
- Slade, a sophomore scored his seventh career rushing touchdown.
- Eury, a junior, had career highs of six carries for 44 yards and scored his first career touchdown on Penn State's final drive of the game. He previously had one career rush for 4 yards against Georgia State in 2017.

IMPROVING ON THE GROUND

- Penn State, Wake Forest and Miami (Fla.) are the only three FBS schools to improve their national rushing offense ranking in each of the last five seasons. (*Wake Forest Athletic Communications*)
- | | Penn State | Wake | Miami |
|-------------|------------|------|-------|
| 2014 | 117 | 124 | 119 |
| 2015 | 105 | 122 | 109 |
| 2016 | 66 | 101 | 107 |
| 2017 | 59 | 37 | 88 |
| 2018 | 29 | 26 | 76 |
- Penn State's 2,664 rushing yards in 2018 were its most since rushing for 2,676 in 2008.

CLASSROOM SUCCESS

DEGREES ON THE WALL



- Five student-athletes have earned six Penn State degrees already, while **Weston Carr** is a graduate transfer from Azusa Pacific who earned a degree in sociology.
- Jan Johnson** earned an undergraduate degree in psychology in August 2018 and a master's in management and organizational leadership in May 2019. He is now working on a third degree in health policy and administration.
- Nick Bowers** graduated with a degree in labor and employment relations in May 2019 and is now working on a second degree in health policy and administration.
- Steven Gonzalez** graduated with a degree in history in December 2018 and is working on a second degree in rehabilitation and human services.
- Garrett Taylor** graduated with a degree in advertising and public relations in December 2018 and is working on a second degree in telecommunications.
- Robert Windsor** graduated with a degree in telecommunications in December 2017 and is working on a second degree in media studies.

CONTINUING ACADEMIC TRADITION

- Punter **Blake Gillikin** (kinesiology) leads the Nittany Lions in the classroom with a perfect cumulative 4.0 grade point average following the 2019 spring semester.
- Gillikin was one of 15 Penn State student-athletes to earn a 4.0 GPA last academic year.
- Gillikin claimed the Evan Pugh Scholar Award, given to those juniors and seniors who are in the upper 0.5 percent of their respective classes, in May 2018.
- Gillikin was presented with the President's Freshman Award, given annually to undergraduate degree candidates who have earned a 4.0 cumulative grade-point average based on at least 12 graded Penn State credits completed in their first semester of admission, in May 2017.
- Gillikin led seven Nittany Lion football players earning Big Ten Distinguished Scholar recognition for having a 3.7 or higher GPA for the 2018-19 academic year, contributing to a school-record 117 honorees across all sports. He was joined by **Dan Chisena** (security and risk analysis), **Nick Eury** (agribusiness management), **Cameron Pica** (finance), Charlie Shuman (management and organizational leadership), Jason Vranic (kinesiology) and Christopher Welde (mechanical engineering).
- Those seven were among 28 football student-athletes to earn All-Big Ten Academic honors following the 2018 fall semester.

HAPPY VALLEY

HOME SWEET HOME

- With a 293-74 all-time record in Beaver Stadium, Penn State owns the seventh-best winning percentage (.798) in its current home venue amongst current FBS schools and leads the Big Ten. (*Minimum 25 games*)
- Only Alabama (.831) and Oklahoma (.813) have higher winning percentages in facilities older than Beaver Stadium.

School	Stadium Name (Opened)	Rec	Win %
1. Alabama	Bryant-Denny Stadium (1929)	268-53-3	.832
2. Ga. Southern	Paulson Stadium (1984)	193-40	.828
3. Boise State	Albertsons Stadium (1970)	268-56	.827
4. Marshall	Joan C. Edwards Stadium (1991)	161-34	.826
5. Houston	TDECU Stadium (2014)	28-6	.824
6. Oklahoma	Gaylord Family-Oklahoma Memorial Stad. (1923)	399-86-15	.813
7. Penn State	Beaver Stadium (1960)	293-74	.798
8. Auburn	Jordan-Hare Stadium (1939)	326-83-7	.792
9. Ohio State	Ohio Stadium (1922)	446-112-20	.789
10. Tennessee	Neyland Stadium (1921)	468-133-17	.771

TOP 10 BEAVER STADIUM CROWDS

Rk.	Attend.	Date	Result
1.	110,889	Sept. 29, 2018	Ohio State 27, Penn State 26
2.	110,823	Oct. 21, 2017	Penn State 42, Michigan 13
3.	110,753	Sept. 14, 2002	Penn State 40, Nebraska 7
4.	110,134	Oct. 27, 2007	Ohio State 37, Penn State 17
5.	110,078	Sept. 8, 2007	Penn State 31, Notre Dame 10
6.	110,033	Nov. 7, 2009	Ohio State 24, Penn State 7
7.	110,017	Oct. 18, 2008	Penn State 46, Michigan 17
8.	110,007	Oct. 14, 2006	Michigan 17, Penn State 10
9.	109,898	Sept. 9, 2017	Penn State 33, Pitt 14
10.	109,865	Nov. 5, 2005	Penn State 35, Wisconsin 14

LARGEST CROWDS TO WATCH PENN STATE

Rk.	Attend.	Date	Opponent, Stadium
1.	113,085	Oct. 11, 2014	Michigan, Michigan Stadium
2.	111,502	Oct. 12, 2002	Michigan, Michigan Stadium
3.	111,310	Sept. 22, 2007	Michigan, Michigan Stadium
4.	111,249	Oct. 15, 2005	Michigan, Michigan Stadium
5.	111,019	Nov. 7, 1998	Michigan, Michigan Stadium
6.	110,889	Sept. 29, 2018	Ohio State, Beaver Stadium
7.	110,823	Oct. 21, 2017	Michigan, Beaver Stadium
8.	110,803	Nov. 11, 2000	Michigan, Michigan Stadium
9.	110,753	Sept. 14, 2002	Nebraska, Beaver Stadium
10.	110,377	Oct. 24, 2009	Michigan, Michigan Stadium

BEAVER STADIUM WINS 2019 ULTIMATE STADIUM BRACKET

- Beaver Stadium was the winner of For the Win/USA Today's 2019 Ultimate Stadium Bracket.
- The competition pitted venues from college football, college basketball, the NBA, NFL and Major League Baseball against each other in a bracket-style tournament with the winner of each round advancing based on fan votes.
- The home of the Nittany Lions topped Kansas' Allen Fieldhouse in the final, earning 78.64 percent of the vote (14,026 votes to 3,810). Beaver Stadium's route to the final included wins over LSU's Tiger Stadium, UCLA's Rose Bowl and the Atlanta Falcons' Mercedes Benz Stadium.

2019 GAME THEMES

- Purdue, October 5:** Homecoming; Generations of Greatness; Varsity 'S' Day; Faculty & Staff Day
- Michigan, October 19:** Penn State White Out
- Indiana, November 16:** Military Appreciation Day; Seats for Servicemembers; All-U Day
- Rutgers, November 30:** Senior Day; Penn State Parents & Families Tailgate; Educator Appreciation; Penn State Faculty/Staff Day

DEFENSE NOTES

NOT GOING ANYWHERE

- Penn State is allowing just 70.7 yards rushing per game to rank ninth in FBS and fourth in the Big Ten.
- Penn State is allowing just 1.91 yards per rush to rank fifth in FBS and fourth in the Big Ten.
- Penn State allowed just 24 rushing yards against Pitt, tied for the third-fewest given up by the Nittany Lions under James Franklin.
- Two of the four lowest rushing yard totals allowed under Franklin have been established this season, with 4 yards allowed to Idaho and 24 yards allowed to Pitt.
- The Nittany Lion defense held Idaho to just 4 rushing yards, the fewest since allowing 3 yards to UMass in 2014 and the second-fewest under **James Franklin**.
- Penn State gave up just 145 yards of total offense to Idaho, which are the fewest since allowing 87 yards to Rutgers in 2016 and the second-lowest total under Franklin.
- It was the fifth time under Franklin the Nittany Lions have given up less than 200 yards of total offense. **See Statistical Highs & Lows Under Franklin on Page 6**

LIMITED ACCESS

- Penn State has held eight of its last nine regular-season non-conference opponents to 14 points or less, dating back to 2017.
- Penn State's average of 10.0 points allowed this season, ranks fourth in FBS and third in the Big Ten.

CAUSING CHAOS BEHIND THE LINE

- Penn State continues to rank near the top of the sacks and tackles for loss national rankings, ranking 13th with 3.67 sacks per game and fourth with 10.3 tackles for loss per game. **See National Nits on Page 9**
- Penn State has posted double-digit tackles for loss in three consecutive games (11 vs. Idaho; 10 vs. Buffalo; 10 vs. Pitt) for the first time since opening 2007 by accomplishing the feat in four consecutive games (10 vs. FIU; 10 vs. Notre Dame; 10 vs. Buffalo; 15 vs. Michigan).
- Penn State's 11.0 tackles for loss in the season opener against Idaho were the most since recording 15.0 vs. Maryland last year.
- Penn State's 7.0 sacks against Idaho were the most since notching 7.0 vs. Kent State last season.
- DE **Yetur Gross-Matos** leads Penn State with 3.5 sacks to rank tied for eighth in FBS.
- Penn State's 3.32 sacks per game over the last five years (2015-19) are the second most in FBS, trailing Clemson (3.38).
- Penn State's 186 sacks over the last five years (2015-19) are second only to Clemson (213) and Alabama (201), the teams that have won the last four National Championships.
- Penn State has posted four consecutive 40-plus sack seasons for the first time in program history after totaling 47 last season, 42 in 2017, 40 in 2016 and 46 in 2015.
- In 2018, Penn State led the country in sacks per game (3.62) and ranked fourth and led the Big Ten in tackles for loss (8.2) per game.

PRODUCTION FROM LINEBACKER U

- Starting linebackers **Jan Johnson** (21), **Micah Parsons** (20) and **Cam Brown** (18) lead the Nittany Lions in tackles.
- Johnson recorded his first full sack and first career forced fumble against Pitt and totaled six tackles, earning a place on the Pro Football Focus National Team of the Week. **See Season Honors on Page 17**
- Parsons, who led Penn State with 83 tackles as a true freshman last season, has 103 tackles for his career.
- Brown was key in Penn State's win over Pitt, forcing a pair of throw-aways with his pressure on the quarterback as the Panthers ultimately came up empty despite first-and-goal at the 1 in the fourth quarter.

REID ALL ABOUT IT

- CB **John Reid** has tallied an interception in each of the first two games this season.
- Reid's interception return for a touchdown against Buffalo was the first interception returned for a TD since Amani Oruwariye returned an interception 30 yards for a score against Kent State in 2016.
- It was Reid's first career touchdown and his seventh career interception.
- In the opener against Idaho, Reid had an interception and tallied the first full sack of his career, as he forced an intentional grounding penalty in the opening stanza.

SPECIAL TEAMS NOTES

PINEGAR CLIMBING KICKING CHARTS

- K **Jake Pinegar** has converted 19 career field goals to rank 15th all-time at Penn State. Next on the list is Ray Tarasi (1986-89) with 27 career field goals.
- Pinegar has 71 career extra points to rank 13th in program history.
- Pinegar has hit 28-straight extra point attempts. **See Records Watch on Pages 23-24**

STOUT LEG

- Junior transfer K **Jordan Stout** has made an impact with several booming kicks.
- Stout's 57-yard field goal late in the second quarter against Pitt broke the Penn State school record. The previous record was held by Chris Bahr, who booted three 55-yard field goals in 1975 at Temple, at Ohio State and at Syracuse.
- Stout's 57-yard field goal tied the Beaver Stadium record for longest field goal, equaling the mark established by Gary Homer of Ohio in 1973.
- Stout's 57-yard field goal is tied for the 12th-longest in Big Ten history, and it is the longest by a Big Ten kicker since Marshall Koehn of Iowa had a 57-yard boot vs. Pittsburgh in 2015.
- Stout is the first Penn State kicker to have multiple 50-yard field goals in a season since Kevin Kelly had two in 2008. Kelly's two kicks were 52 yards at Syracuse and 50 at Wisconsin.
- Stout has 24 touchbacks on 25 kickoffs this season to rank third in FBS. His 96.0 percent kickoff percentage ranks second in FBS, trailing Missouri's Tucker McCann, who has a 96.55 touchback percentage (28-for-29).
- Stout has tallied a touchback on his last 23 kickoffs.
- Stout had 12 touchbacks on 13 kickoffs vs. Idaho, which is the most at Penn State since the kickoff spot moved to the 35-yard line in 2011.
- Idaho was unable to return any of Stout's 13 kickoffs, as the lone kick to not go for a touchback was fair caught at the 2-yard line.
- Stout's 53-yard field goal against Idaho is tied for seventh-longest in Penn State history with Kevin Kelly (vs. Iowa, 2007) and Massimo Manca (vs. Notre Dame, 1985).
- Stout's 53-yard field goal at the time was the longest since Sam Ficken had a 54-yard field goal vs. Kent State in 2013 and the first 50-plus-yard field goal since Ficken converted a 50-yard kick vs. Temple in 2014.

PUNT BLOCKING

- Penn State has blocked three punts this season to lead FBS, blocking two against Idaho and one against Buffalo.
- Journey Brown** earned his first career block against Buffalo.
- Jonathan Sutherland** was able to get a hand on a pair of punts against Idaho for the first blocked punts of his career.
- The last time Penn State was credited with two blocked punts in the same game was against Louisiana Tech in 2000.
- Penn State was the only team to block two punts in the opening week.

PREMIER PUNTING

- P **Blake Gillikin** leads Penn State with a career average of 43.17 yards per punt.
- Gillikin has landed 77 career punts inside the 20.
- Gillikin has landed 39 career punts inside the 10.
- Gillikin has 44 career punts of 50 or more yards.

PINEGAR MATCHES EXTRA POINT RECORD

- K **Jake Pinegar** connected on all 10 extra point attempts against Idaho, which tied the Penn State record for extra points made and extra point attempts in a game. He equaled the mark set by Charles Atherton vs. Gettysburg in 1894 and Travis Forney vs. Akron in 1999.
- He also tied the program record for extra point percentage (min. 10 attempts) with Atherton and Forney.

See Records Watch on Pages 23-24

SEASON NOTES**HAMLER NAMED TO THREE WATCH LISTS**

- WR **KJ Hamler** found his way on to three preseason watch lists: the Maxwell Award for national player of the year, the Paul Hornung Award for the most versatile player in major college football and the Biletnikoff Award for the nation's top wide receiver.
- The Maxwell Award, named in honor of Robert W. "Tiny" Maxwell, has been given to America's College Player of the Year since 1937. Maxwell's contributions to the game of football were extensive, including time as a player, a sportswriter and an official.
- The Biletnikoff Award annually recognizes the outstanding receiver in college football. Any player, regardless of position (wide receiver, tight end, slot back, and running back) who catches a pass is eligible for the award. As such, the Biletnikoff Award recognizes the outstanding receiver, not merely outstanding wide receiver.
- The Paul Hornung Award is presented by the Louisville Sports Commission to the most versatile player in major college football. Saquon Barkley won the honor in 2017 and Hamler was a finalist for the honor in 2018.

See Preseason Honors on Page 17

FREIERMUTH ON MACKKEY LIST

- TE **Pat Freiermuth** was named to the Mackey Award watch list for the outstanding collegiate tight end.
- The Mackey Award is given annually to the most outstanding collegiate tight end. The award is named after NFL Hall of Fame member John Mackey, who is considered to be the best to have played the tight end position. Former Nittany Lion Mike Gesicki was a finalist for the honor in 2017.

See Preseason Honors on Page 17

MENET ON RIMINGTON LIST

- C **Michal Menet** earned a spot on the Rimington Trophy watch list for the nation's best center.
- The Rimington Trophy is given annually to the most outstanding center. The award is named for former University of Nebraska standout Dave Rimington and benefits the Boomer Esiason Foundation for cystic fibrosis.
- A.Q. Shipley is Penn State's lone Rimington Trophy winner in 2008.

See Preseason Honors on Page 17

GROSS-MATOS NAMED TO LOTT IMPACT AND HENDRICKS WATCH LIST

- In addition to the Nagurski watch list, DE **Yetur Gross-Matos** is on the Lott IMPACT and Ted Hendricks award watch lists.
- The Lott IMPACT Trophy honors the top defensive player in college football who makes the biggest impact for his team, both on and off the field. The award is given to a distinguished young man who represents the qualities embodied by Hall of Famer Ronnie Lott - Integrity, Maturity, Performance, Academics, Community and Tenacity.
- Penn State's Carl Nassib won the award in 2015.
- The Ted Hendricks Award is named in honor of college football's first three-time first-team All-American. It is in the spirit of Ted Hendricks' aggressive style of play, winning attitude and determination that the Defensive End of the Year Award for college football's premier defensive end is presented.
- Penn State's lone winner of the Hendricks Award is Carl Nassib in 2015, while Michael Haynes (2002), Tamba Hali (2005), Maurice Evans (2007) and Aaron Maybin (2008) were finalists for the honor.

See Preseason Honors on Page 17

THREE NAMED TO NAGURSKI LIST

- DT **Robert Windsor**, who also earned a berth on the Outland Trophy watch list for the nation's top interior lineman, DE **Yetur Gross-Matos** and LB **Micah Parsons** were all selected to the Bronko Nagurski Trophy watch list for the nation's top defensive player.
- The Bronko Nagurski Trophy is given yearly to the National Defensive Player of the Year. The award is named for legendary two-way player from the University of Minnesota, Bronko Nagurski, who dominated college football then became a star for the Chicago Bears in the 1930s.
- Penn State has never won a Nagurski Trophy, but has had five finalists, most recently Carl Nassib in 2015.
- The Outland Trophy is named after the late John Outland, an All-America lineman at Penn at the turn of the 20th century and is given to the nation's top interior lineman (offensive or defensive).
- Penn State defensive tackle Mike Reid won the Outland Trophy in 1969 and All-America defensive tackle Devon Still was the most recent Nittany Lion finalist, in 2011.

See Preseason Honors on Page 17

LINEBACKER U ON BUTKUS LIST

- LBs **Cam Brown** and **Micah Parsons** both earned a spot on the Butkus Award watch list for the nation's top linebacker.
- The award, named in honor of legendary linebacker Dick Butkus, annually recognizes the nation's top collegiate linebacker.
- Brown and Parsons will be vying to become the first Nittany Lion to earn the honor since Paul Posluszny in 2005. LaVar Arrington also won the award in 1999, and five have previously been named finalists: Shane Conlan (1986), Andre Collins (1989), Brandon Short (1999), Posluszny (2006) and Dan Connor (2007).

See Preseason Honors on Page 17

GILLIKIN NAMED TO RAY GUY WATCH LIST

- P **Blake Gillikin** landed on the Ray Guy Award watch list for the nation's top punter.
- The Augusta Sports Council created the Ray Guy Award in 2000 to honor Thomson, Georgia, native and College and Pro Football Hall of Fame inductee, Ray Guy. Among the statistics used to identify the winner is net punting average, number of times punt is downed or kicked out of bounds inside the opponents 20-yard line, total yardage punted, average returned yardage and percentage of punts not returned with particular emphasis placed on net punting average.
- The winner must display team leadership, self-discipline and have a positive impact.

SEASON HONORS**PAT FREIERMUTH, TIGHT END**

John Mackey Award Tight End of the Week (Week 2)
Pro Football Focus Big Ten Team of the Week (Week 2)

STEVEN GONZALEZ, OFFENSIVE LINE

Pro Football Focus Big Ten Second Team of the Week (Week 3)

YETUR GROSS-MATOS, DEFENSIVE END

Pro Football Focus Big Ten Second Team of the Week (Week 2)

JAN JOHNSON, LINEBACKER

Pro Football Focus National Team of the Week (Week 3)
Pro Football Focus Big Ten Team of the Week (Week 3)

MICHAL MENET, OFFENSIVE LINE

Pro Football Focus Big Ten Second Team of the Week (Week 3)

PJ MUSTIPHER, DEFENSIVE TACKLE

Pro Football Focus Big Ten Second Team of the Week (Week 2)

MICAH PARSONS, LINEBACKER

Pro Football Focus Big Ten Second Team of the Week (Week 3)

JOHN REID, CORNERBACK

Pro Football Focus Big Ten Team of the Week (Week 2)

ROBERT WINDSOR, DEFENSIVE TACKLE

Pro Football Focus Big Ten Team of the Week (Week 2)

COACHING STAFF NOTES**COACHING STAFF CHANGES**

- The Nittany Lion coaching staff has a pair of new faces for the 2019 season.
- Penn State added passing game coordinator and wide receivers coach **Gerad Parker** and special teams coordinator and defensive assistant **Joe Lorig**.
- Parker joins the Nittany Lions after two seasons at Duke, most recently as the wide receivers coach in 2018. He has familiarity with the Big Ten, having served as offensive coordinator at Purdue for four seasons.
- Lorig has 22 years of collegiate coaching experience, including six seasons as a special teams coordinator and eight years as a defensive coordinator. He most recently spent three seasons at Memphis where his special teams unit finished in the top 5 in FBS in kick return average twice and in the top 20 in kick return defense every year.

PENNSYLVANIA TIES

- The Penn State coaching staff is deeply rooted in Pennsylvania, with four members originally hailing from the Keystone state.

Central PA

- Defensive Coordinator **Brent Pry** - Altoona

Eastern PA

- Head Coach **James Franklin** - Langhorne

Western PA

- Offensive Line **Matt Limegrover** - Pittsburgh
- Cornerbacks **Terry M. Smith** - Aliquippa

16 2019 PENN STATE FOOTBALL

FUTURE SCHEDULES

2020 Schedule

Sept. 5 NEVADA
 Sept. 12 at Virginia Tech
 Sept. 19 SAN JOSE STATE
 Sept. 26 NORTHWESTERN*
 Oct. 3 at Michigan*
 Oct. 10 Open
 Oct. 17 IOWA*
 Oct. 24 OHIO STATE*
 Oct. 31 at Indiana*
 Nov. 7 at Nebraska*
 Nov. 14 MICHIGAN STATE*
 Nov. 21 MARYLAND*
 Nov. 28 at Rutgers*
 Dec. 5 BIG Championship^

2021 Schedule

Sept. 4 at Wisconsin*
 Sept. 11 BALL STATE
 Sept. 18 AUBURN
 Sept. 25 VILLANOVA
 Oct. 2 Open
 Oct. 9 at Iowa*
 Oct. 16 ILLINOIS*
 Oct. 23 at Michigan State*
 Oct. 30 INDIANA*
 Nov. 6 at Maryland*
 Nov. 13 MICHIGAN*
 Nov. 20 at Ohio State*
 Nov. 27 RUTGERS*
 Dec. 4 BIG Championship^

2022 Schedule

Sept. 3 at Purdue*
 Sept. 10 Ohio
 Sept. 17 at Auburn
 Sept. 24 CENTRAL MICHIGAN
 Oct. 1 OHIO STATE*
 Oct. 8 at Michigan*
 Oct. 15 ILLINOIS*
 Oct. 22 Open
 Oct. 29 MICHIGAN STATE*
 Nov. 5 at Indiana*
 Nov. 12 MARYLAND*
 Nov. 19 MINNESOTA*
 Nov. 26 at Rutgers*
 Dec. 3 BIG Championship^

2023 Schedule

Sept. 2 West Virginia
 Sept. 9 DELAWARE
 Sept. 16 at Illinois*
 Sept. 23 at Northwestern*
 Sept. 30 Open
 Oct. 7 Indiana*
 Oct. 14 at Michigan State*
 Oct. 21 at Ohio State*
 Oct. 28 IOWA*
 Nov. 4 MICHIGAN*
 Nov. 11 UMass
 Nov. 18 RUTGERS*
 Nov. 25 at Maryland*
 Dec. 2 BIG Championship^

2024 Schedule

Aug. 31 at West Virginia
 Sept. 7 BOWLING GREEN
 Sept. 14 at Rutgers*
 Sept. 21 Open
 Sept. 28 Open
 Oct. 5 MARYLAND*
 Oct. 12 ILLINOIS*
 Oct. 19 at Wisconsin*
 Oct. 26 NEBRASKA*
 Nov. 2 Open
 Nov. 9 OHIO STATE*
 Nov. 16 at Michigan*
 Nov. 23 at Indiana*
 Nov. 30 MICHIGAN STATE*
 Dec. 7 BIG Championship^
One non-conference game to be scheduled

2025 Schedule

Sept. 6 Virginia Tech
 Sept. 13 Open
 Sept. 20 Rutgers*
 Sept. 27 at Illinois*
 Oct. 4 Purdue*
 Oct. 11 Open
 Oct. 18 at Maryland*
 Oct. 25 at Minnesota*
 Nov. 1 Indiana*
 Nov. 8 Open
 Nov. 15 at Ohio State*
 Nov. 22 Michigan*
 Dec. 6 BIG Championship^
Two non-conference games to be scheduled

2020 Blue-White Game

April 18, 2020

Future Non-Conference Games

Sept. 12, 2026 Temple
 Sept. 11, 2027 DELAWARE
 Sept. 18, 2027 TEMPLE

* Big Ten Game

^ Lucas Oil Stadium;

Indianapolis

& TBA

Schedule subject to change

COMING AND GOING

- Penn State returns 37 lettermen from last year's Top 25 squad - 13 on offense, 21 on defense and three on special teams.
- The Nittany Lions lost the services of 31 lettermen - 15 on offense, 15 on defense and one specialist.
- The Nittany Lions return 14 starters - five on offense, six on defense and three on special teams.
- Eleven additional Penn Staters have starting experience - five on offense, five on defense and one specialist.

2019 TEAM CAPTAINS NAMED

- Head coach **James Franklin** announced seniors **Cam Brown**, **Blake Gillikin**, **Jan Johnson** and **Garrett Taylor**, junior **Michal Menet** and sophomores **Sean Clifford**, **Pat Freiermuth** and **Jonathan Sutherland** have been voted as team captains for the 2019 season by their teammates.
- Gillikin is a team captain for a second-straight season.

NUMBER AND POSITION CHANGES

- Eight Nittany Lions are wearing new numbers in 2019: **Judge Culpepper** (77), **PJ Mustipher** (97), **Journey Brown** (4), **Daniel George** (11), **C.J. Holmes** (48), **Grayson Kline** (17), **Will Levis** (7) and **Ricky Slade** (3). In addition, **Donovan Johnson** returns to No. 3 this season after wearing No. 2 in 2018.
- Sophomore **C.J. Thorpe** returns to the offensive line after spending much of the 2018 season on the defensive line.
- In addition, **Grayson Kline** moved from quarterback to tight end/h-back and **C.J. Holmes** switched sides of the ball, moving from running back to safety.

PENN STATE DEBUTS UNRIVALED PODCAST & POSTGAME SHOW

- Penn State continues to give fans exclusive access with the introduction of a weekly podcast and a postgame show.
- Penn State's Mitch Gerber is hosting "Unrivaled: The official podcast of Penn State Football," which is a medium dedicated to providing fans with exclusive interviews focused on stories outside of football and an all-access look into one of the nation's premier college programs.
- New episodes will be available weekly on GoPSUsports.com, Apple Podcasts, Spotify, Google Podcasts, Stitcher, Pocket Casts and TuneIn with others to come.
- Former Penn State and NFL quarterback Matt McGloin will join Gerber as a co-host on "Unrivaled: The Official Postgame Show of Penn State Football," which will be available following home games on Facebook Live and LionVision on GoPSUsports.com.
- Gerber and McGloin will speak with head coach James Franklin and select players to breakdown the game.

FAMILY AFFAIR

- Penn Staters know that it is very common for generations of families to all attend Penn State. For a fortunate few, immediate family members are also able to follow in a brother, father or grandfather's footsteps on the Penn State football team.
- Three sons of Penn State lettermen are on the 2019 team.

Father (Letters)	Son (Class)
Brian Chizmar (1986-89)	Max Chizmar (So.)
Bruce Ellis (1973-76)	Keaton Ellis (Fr.)
Chris Thorpe (1988)	C.J. Thorpe (So.)
- Four pairs of brothers are currently represented.

Older (Letters/Class)	Younger (Class)
Billy Fessler (2017)	Henry Fessler (R-Fr.)
Kyle Vasey (2018)	Dan Vasey (So.)
Adam DeBoef (2017)	Collin DeBoef (R-Fr.)
Christian Kuntz (2012)	Zack Kuntz (R-Fr.)
- QB **Michael Shuster** is the grandson of Dick Hoak (1958-60), who was a running back at Penn State.

OVERTIME OVER TIME

- College football introduced overtime during the bowl season in 1995 and adopted it for regular season games in 1996.
- Since then, Penn State has played 13 overtime games, including six over the 2012-14 seasons. Nine of the 13 overtime tilts have come at home, two in true road games, one in the 2006 Orange Bowl and one in the 2014 Pinstripe Bowl.
- Penn State is 8-5 all-time in overtime games, with a 5-4 record at Beaver Stadium, 1-1 mark in true road games and 2-0 ledger at a neutral site.
- Penn State has won three-straight overtime games under James Franklin. It's the longest streak of overtime wins since winning five-straight from 2006 to 2013
- Penn State went into overtime in a season opener for the first time, opening the 2018 season with a 45-38 OT-win over Appalachian State. It was the seventh overtime game at Beaver Stadium since the start of the 2012 season. Penn State is 5-2 in those games.
- The 2018 overtime game was the first since Penn State defeated Minnesota, 29-26, on Oct. 1, 2016. After Minnesota kicked a field goal on its first possession, Saquon Barkley rushed 25 yards for a touchdown on the Nittany Lions first offensive play.
- Penn State's first two overtime contests came vs. Iowa in 2000 and 2002 at home. The Nittany Lions dropped their first three contests that went to the extra period, but won five straight overtime contests before falling to Nebraska on Nov. 23, 2013.
- Penn State's all-time overtime games:

Date	Opponent	Score
11/4/00	IOWA (2OT)	L, 23-26
9/28/02	IOWA	L, 35-42
10/12/02	at Michigan	L, 24-27
1/3/06	vs. Florida State (3OT) ¹	W, 26-23
10/7/06	at Minnesota	W, 28-27
11/24/12	WISCONSIN	W, 24-21
10/12/13	MICHIGAN (4OT)	W, 43-40
11/2/13	ILLINOIS	W, 24-17
11/23/13	NEBRASKA	L, 20-23
10/25/14	OHIO STATE (2OT)	L, 24-31
12/27/14	vs. Boston College ²	W, 31-30
10/2/16	MINNESOTA	W, 29-26
9/1/18	APPALACHIAN STATE	W, 45-38

1 - Orange Bowl, 2 - Pinstripe Bowl

WINNING THE WEST

- Penn State has won its last 10 games against Big Ten West Division opponents, dating back to an overtime win over Minnesota on Oct. 1, 2016.
- The streak includes Penn State's Big Ten Championship Game victory over Wisconsin in 2016 and three wins over Iowa.

PURDUE IS HOMECOMING FOE

- When the alumni return to Happy Valley for the 2019 Homecoming game, the Penn State faithful will cheer their Nittany Lions on against Purdue on Oct. 5.
- This is the fifth time Penn State will square off against Purdue in a Homecoming game. The Nittany Lions are a perfect 4-0 against the Boilermakers with wins in 1996 (31-14), 1998 (31-13), 2005 (33-15) and 2011 (23-18).
- Penn State owns a 71-23-5 record all-time on Homecoming, including wins in 11 of its last 14 games.

EIGHT BOWL TEAMS HIGHLIGHT SCHEDULE

- The Nittany Lions will face eight teams that participated in a bowl game during the 2018 campaign.
- Three of Penn State's 2019 opponents won their respective conference divisions last season.
- Buffalo won the MAC East Division title and lost to Troy in the Dollar General Bowl (42-32).
- Pittsburgh won the ACC Coastal Division crown and lost to Stanford in the Hyundai Sun Bowl (14-13).
- Ohio State won the Big Ten East Division and went on to defeat Northwestern in the Big Ten Championship Game (45-24). The Buckeyes defeated No. 9 Washington in the Rose Bowl (28-23).
- Iowa defeated No. 18 Mississippi State in the Outback Bowl (27-22), while Minnesota defeated Georgia Tech in the Quick Lane Bowl (34-10).
- Michigan lost to No. 10 Florida in the Chick-fil-a Peach Bowl (41-15), Michigan State lost to Oregon in the Redbox Bowl (7-6) and Purdue lost the Franklin American Mortgage Music City Bowl to Auburn (63-14).

PENN STATE SEASON OPENERS

- The 2019 season is the 133rd in Penn State history, with the Nittany Lions owning a record of 110-21-2 in opening games.
- The 2019 opener against was the fourth of five consecutive season openers at home: Kent State (2016; W, 33-13), Akron (2017; W, 52-0), Appalachian State (2018; 45-38, OT), Idaho (2019; 79-7).
- The Lions have won 16 of their last 18 season openers and their last four consecutive.
- Penn State's longest streaks of winning their season openers are: 12 (1919-30), 11 (1893-1903), 10 (1973-82; 2002-11), 9 (1909-17) and 7 (1942-48).
- Penn State has only lost consecutive season openers three times in school history; 1964-65, 1989-90, 2000-01.
- The Nittany Lions went unbeaten from 1909-30, winning 20-of-21 season openers. They tied Wissahickon Barracks, 6-6, in 1918 and the streak was stopped by Waynesburg, a 7-0 setback, in 1931.

HOME OPENER HISTORY

- Penn State's all-time record in home openers is 119-13-1 and 51-9 in Beaver Stadium.
- Penn State has won 17 out of its last 18 home openers and its last seven consecutively, defeating Idaho (2019; 79-7), Appalachian State (2018; 45-38, OT), Akron in 2014 (21-3) and 2017 (52-0), Kent State (2016; 33-13), Buffalo (2015; 27-14), and Eastern Michigan (2013; 45-7).
- Penn State's 79-7 win over Idaho in the 2019 opener marked its biggest opening season win since defeating Susquehanna, 82-0, in 1926.

THREE ON COLLEGE HOF BALLOT

- First-team All-Americans Jeff Hartings and Steve Wisniewski have been selected as a part of the national ballot for the National Football Foundation's College Hall of Fame's Class of 2020.
- A total of 76 players and five coaches from FBS are on the 2020 ballot.
- To be eligible for the Hall of Fame ballot, players must have been named a first-team All-America by a major/national selector as recognized and utilized by the NCAA for their consensus All-America teams; played their last year of intercollegiate football at least 10 years prior to nomination; played within the last 50 years and cannot be currently playing professional football. Once nominated for consideration, all player candidates are submitted to one of eight District Screening Committees, which conducts a vote to determine who will appear on the ballot and represent their respective districts.
- The pair of standouts were instrumental in helping Penn State post undefeated and championship seasons have an opportunity to join 19 former Nittany Lion players and five Penn State coaches who have been inducted into the Hall.
- Also on the Hall of Fame ballot is former Nittany Lion student-athlete Glenn Killinger, who is among the candidates for the divisional coach Class of 2019. Killinger was inducted into the Hall of Fame as a player in 1966.
- The announcement of the 2020 Class will be made in January 2020 in the days leading up to the College Football Playoff (CFP) National Championship in New Orleans.
- Hartings excelled on the field and in the classroom for the Nittany Lions, claiming first-team CoSIDA Academic All-America honors and six first-team All-America accolades during his career. In 1995, he was an NFF Hall of Fame Scholar-Athlete team honoree and Rotary Lombardi Trophy semifinalist. The native of St. Henry, Ohio was the keystone of the offensive line that helped the 1994 offense break 14 school season records and seven Big Ten season marks.
- Hartings was a three-time All-Big Ten first team selection and a three-time Academic All-Big Ten choice in his career. He earned first-team All-America honors from the Associated Press and Walter Camp in 1994 and followed that up by collecting first-team All-America honors from UPI, AFCA, Sporting News and Walter Camp.
- Hartings was selected with the 23rd overall pick of the 1996 NFL Draft by the Detroit Lions. He played 11 seasons in the NFL with the Lions and Pittsburgh Steelers. He was a three-time All-Pro selection, two-time Pro Bowl pick and member of the 1996 NFL All-Rookie Team.
- Wisniewski was a three-year starter at guard for the Nittany Lions who would go on to become an All-Pro lineman in the NFL. He was one of two sophomores to start on the 1986 National Championship team and he opened holes for two first-team All-America running backs, Blair Thomas (1987) and D.J. Dozier (1986). One of just four Penn State offensive linemen to earn a pair of first-team All-America honors, he was recognized in 1988 by the American Football Coaches (AFCA) and repeated All-America accolades from Sporting News. A 1988 team captain, Wisniewski is one of just two offensive linemen to earn Penn State's team MVP honor since its creation in 1978.
- From Westfield High School in Houston, Wisniewski was the first pick in the second round of the 1989 NFL Draft by the Dallas Cowboys, who immediately traded his rights to the Los Angeles Raiders. Wisniewski was a mainstay for the Raiders from 1989-2001, starting the final 175 games of his career. He was selected to the Pro Bowl eight times, with six first-team All-Pro selections. He was elected a Raiders team captain seven times, was named to the NFL's All-Decade Team for the 1990's and to Oakland's 50-Year All-Raider Team. Wisniewski missed only two of a possible 208 career games.
- From Harrisburg, Killinger was a Walter Camp All-American at quarterback for the Nittany Lions in 1921. He coached at Dickinson (1922), Rensselaer (1927-32), Moravian (1933) and West Chester (1934-41, 45-59). Killinger is the winningest coach in West Chester history and is a member of the Pennsylvania Sports Hall of Fame. He died in 1988.

PRESEASON HONORS**CAM BROWN, LINEBACKER**

Butkus Award Preseason Watch List (Top LB)
Phil Steele's All-Big Ten 3rd team

JAMES FRANKLIN, HEAD COACH

Bobby Dodd Trophy Watch List (Top Coach)

PAT FREIERMUTH, TIGHT END

Mackey Award Watch List (Top TE)
Athlon All-Big Ten 1st team
Phil Steele's All-Big Ten 2nd team

WILL FRIES, OFFENSIVE LINE

Lindy's All-Big Ten 3rd team

BLAKE GILLIKIN, PUNTER

Allstate AFCA Good Works Team Nominee
Ray Guy Award Watch List (Top P)

STEVEN GONZALEZ, OFFENSIVE LINE

Athlon All-Big Ten 3rd team
Phil Steele's All-Big Ten 2nd team

YETUR GROSS-MATOS, DEFENSIVE ENDWatch Lists

Nagurski Trophy (Defensive Player of the Year)
Bednarik Award (Defensive Player of the Year)
Lott IMPACT Trophy (Defensive Player of the Year on/off field)
Hendricks Award (Top DE)

Preseason All-America

Athlon All-America 2nd team
Phil Steele's All-America 4th Team

Preseason All-Conference

Athlon All-Big Ten 1st team
Lindy's All-Big Ten 2nd team
Phil Steele's All-Big Ten 1st team

KJ HAMLER, WIDE RECEIVERWatch Lists

Maxwell Award (National Player of the Year)
Biletnikoff Award (Top WR)
Paul Hornung Award (Most Versatile)

Preseason All-Conference

Athlon All-Big Ten 2nd team (KR)
Athlon All-Big Ten 2nd team (WR)
Lindy's All-Big Ten 3rd team (AP)
Phil Steele's All-Big Ten 3rd team (WR)

MICHAL MENET, OFFENSIVE LINE

Rimington Watch List (Top C)
Athlon All-Big Ten 3rd team
Phil Steele's All-Big Ten 4th team

MICAH PARSONS, LINEBACKERWatch Lists

Nagurski Trophy (Defensive Player of the Year)
Butkus Award Preseason Watch List (Top LB)

Preseason All-America

Lindy's All-America 1st team
Phil Steele's All-America 4th Team

Preseason All-Conference

Athlon All-Big Ten 2nd team
Lindy's All-Big Ten 1st team
Phil Steele's All-Big Ten 1st team

JOHN REID, CORNERBACK

Athlon All-Big Ten 3rd team
Lindy's All-Big Ten 2nd team
Phil Steele's All-Big Ten 3rd team

RICKY SLADE, RUNNING BACK

Phil Steele's All-Big Ten 3rd team

ROBERT WINDSOR, DEFENSIVE TACKLEWatch Lists

Nagurski Trophy (Defensive Player of the Year)
Outland Trophy (Top Interior Lineman)

Preseason All-Conference

Athlon All-Big Ten 2nd team
Phil Steele's All-Big Ten 2nd team

18 2019 PENN STATE FOOTBALL

DEPTH CHART

OFFENSE

Wide Receiver		
6	Shorter, Justin	So./Fr., 6-4, 235
11	George, Daniel	So./Fr., 6-2, 220
81	Sullivan-Brown, Cam	Jr./So., 6-0, 194
Tight End		
87	Freiermuth, Pat	So./So., 6-5, 256
83	Bowers, Nick	Gr./Sr., 6-4, 260
82	Kuntz, Zack	So./Fr., 6-7, 243
86	Strange, Brenton	Fr./Fr., 6-3, 233
Left Tackle		
53	Walker, Rasheed	So./Fr., 6-6, 324
75	Holmes, Des	Jr./So., 6-5, 315
72	Effner, Bryce	So./Fr., 6-5, 297
Left Guard		
74	Gonzalez, Steven	Gr./Sr., 6-4, 341
73	Miranda, Mike	Jr./So., 6-3, 295
72	Effner, Bryce	So./Fr., 6-5, 297
Center		
62	Menet, Michal	Sr./Jr., 6-4, 313
73	Miranda, Mike	Jr./So., 6-3, 295
68	Kelly, Hunter	Sr./Jr., 6-2, 309
Right Guard		
73	Miranda, Mike	Jr./So., 6-3, 295 OR
69	Thorpe, C.J.	Jr./So., 6-3, 322
55	Whigan, Anthony	Jr./Jr., 6-4, 301
Right Tackle		
71	Fries, Will	Sr./Jr., 6-6, 313
75	Holmes, Des	Jr./So., 6-5, 315
79	Wallace, Caedan	Fr./Fr., 6-5, 333
Wide Receiver		
1	Hamler, KJ	Jr./So., 5-9, 176
12	Hippenhammer, Mac	Jr./So., 5-11, 182
23	Carr, Weston	Gr./Sr., 6-2, 202
Wide Receiver		
5	Dotson, Jahan	So./So., 5-11, 175
88	Chisena, Dan	5th/Sr., 6-3, 202
23	Carr, Weston	Gr./Sr., 6-2, 202
Quarterback		
14	Clifford, Sean	Jr./So., 6-2, 216
7	Levis, Will	So./Fr., 6-3, 229
9	Roberson, Ta'Quan	Fr./Fr., 5-11, 192 OR
13	Johnson Jr., Michael	Fr./Fr., 6-2, 199
Running Back		
4	Brown, Journey	Jr./So., 5-11, 206 OR
3	Slade, Ricky	So./So., 5-9, 198 OR
21	Cain, Noah	Fr./Fr., 5-10, 206 OR
28	Ford, Devyn	Fr./Fr., 5-11, 194

DEFENSE

Defensive End		
18	Toney, Shaka	Sr./Jr., 6-3, 243
28	Oweh, Jayson	So./Fr., 6-5, 255
20	Isaac, Adisa	Fr./Fr., 6-4, 241
Defensive Tackle		
54	Windsor, Robert	Gr./Sr., 6-4, 285
53	Hansard, Fred	Jr./So., 6-3, 316
90	Barber, Damion	Jr./So., 6-3, 290
Defensive Tackle		
55	Shelton, Antonio	Sr./Jr., 6-2, 311
97	Mustipher, PJ	So./So., 6-4, 311
77	Culpepper, Judge	So./Fr., 6-4, 284
Defensive End		
99	Gross-Matos, Yetur	Jr./Jr., 6-5, 264
34	Simmons, Shane	Sr./Jr., 6-3, 259
49	Joseph, Daniel	Sr./Jr., 6-3, 260
Outside Linebacker		
11	Parsons, Micah	So./So., 6-3, 245
40	Luketa, Jesse	So./So., 6-3, 247
10	Dixon, Lance	Fr./Fr., 6-2, 213
Middle Linebacker		
36	Johnson, Jan	Gr./Sr., 6-2, 231
13	Brooks, Ellis	Jr./So., 6-1, 234
40	Luketa, Jesse	So./So., 6-3, 247
Outside Linebacker		
6	Brown, Cam	Sr./Sr., 6-5, 233
12	Smith, Brandon	Fr./Fr., 6-3, 240 OR
45	Katshir, Charlie	So./Fr., 6-3, 229
Cornerback		
5	Castro-Fields, Tariq	Jr./Jr., 6-0, 197
2	Ellis, Keaton	Fr./Fr., 5-11, 190
3	Johnson, Donovan	Jr./So., 5-9, 185
Safety		
17	Taylor, Garrett	Gr./Sr., 6-0, 198
26	Sutherland, Jonathan	Jr./So., 5-11, 201
48	Holmes, C.J.	Jr./So., 6-0, 216
Safety		
38	Wade, Lamont	Jr./Jr., 5-9, 199
7	Brisker, Jaquan	Jr./Jr., 6-1, 210
37	Hartlaub, Drew	Jr./So., 5-11, 183
Cornerback		
29	Reid, John	5th/Sr., 5-10, 181
19	Gordon, Trent	So./Fr., 5-11, 188
9	Porter Jr., Joey	Fr./Fr., 6-2, 180

SPECIAL TEAMS

Punter		
93	Gillikin, Blake	Sr./Sr., 6-2, 196
98	Stout, Jordan	Jr./So., 6-3, 205
98	King, Bradley	So./So., 6-2, 199
Kicker Field Goal		
92	Pinegar, Jake	So./So., 6-2, 195
98	Stout, Jordan	Jr./So., 6-3, 205
90	Checa, Rafael	So./So., 6-2, 201
Kicker Kickoff		
98	Stout, Jordan	Jr./So., 6-3, 205
92	Pinegar, Jake	So./So., 6-2, 195
90	Checa, Rafael	So./So., 6-2, 201
Holder		
93	Gillikin, Blake	Sr./Sr., 6-2, 196
15	Shuster, Michael	Jr./Jr., 6-2, 210
98	King, Bradley	So./So., 6-2, 199
Long Snapper		
91	Stoll, Chris	Jr./So., 6-2, 245
94	Calcagno, Joe	Jr./So., 6-0, 279
42	Sullivan, Austin	Fr./Fr., 6-2, 237
Kickoff Returners		
1	Hamler, KJ	Jr./So., 5-9, 176
4	Brown, Journey	Jr./So., 5-11, 206
3	Slade, Ricky	So./So., 5-9, 198
Punt Returners		
1	Hamler, KJ	Jr./So., 5-9, 176
5	Dotson, Jahan	So./So., 5-11, 175
29	Reid, John	5th/Sr., 5-10, 181

PRONUNCIATIONS

Nana Asiedu	Nah-Nah AH-suh-do
Joe Calcagno	CAL-kag-no
Tariq Castro-Fields	TUH-reek Castro-Fields
Joseph Darkwa	Joseph Dark-wha
Jahan Dotson	JUH-han DOT-son
Dvon Ellies	Duh-von L-ees
Devyn Ford	Dev-in Ford
Pat Freiermuth	Pat fryer-muth
Will Fries	Will FRY-z
Yetur Gross-Matos	YEE-tore Gross-Mah-tose
Fred Hansard	Hann-SARD
Daequan Hardy	DAY-kwan hardy
Drew Hartlaub	Drew heart-lob
Aeneas Hawkins	ah-knee-iss HAWK-ins
Adisa Isaac	UH-dee-suh Isaac
Charlie Katshir	Charlie catch-sure
Zack Kuntz	Zack KOON-ts
Will Levis	Will lev-iss
Jesse Luketa	Jesse LUKE-ket-uh
Michael Menet	Michael men-NET
Jayson Oweh	Jason Oh-way
Jake Pinegar	Jake pin-ah-grrr
Ta'Quan Roberson	TAY-kwan Roberson
Dan Vasey	Dan/Kyle VAY-see
Caedan Wallace	KAY-den Wallace
Anthony Whigan	wig-en
Coaches	
Ricky Rahne	Ricky Ronnie
Ja'Juan Seider	JAY-juan cider
Gerard Parker	JAIR-ed

ASSISTANT COACHES



Brent Pry
Defensive Coord./
LBs
Field



Ricky Rahne
Offensive Coord./
QBs
Booth



Joe Lorig
Special Teams Coord./
Defensive Asst.
Field



Tim Banks
Co-Def. Coord./
Safeties
Booth



Tyler Bowen
Tight Ends
Booth



Matt Limegrover
Run Game Coord./
OL
Field



Gerard Parker
Wide Receivers
Field



Ja'Juan Seider
Running Backs
Field



Terry M. Smith
Asst. Head Coach/
CBs
Field



Sean Spencer
Assoc. Head Coach/
Run Game Coord./DL
Field

NUMERICAL ROSTER (1-50)

NO.	NAME	POS.	CL./EL.	HT.	WT.	HIGH SCHOOL/COACH	HOMETOWN
1	Hamler, KJ *	WR	Jr./So.	5-9	176	IMG Academy (Fla.)/Kevin Wright	Pontiac, Mich.
2	Ellis, Keaton	CB	Fr./Fr.	5-11	190	State College Area/Matt Lintal	State College, Pa.
3	Johnson, Donovan *	CB	Jr./So.	5-9	185	Cass Tech/Thomas Wilcher	Detroit, Mich.
3	Slade, Ricky *	RB	So./So.	5-9	198	C.D. Hylton/Tony Lilly	Woodbridge, Va.
4	Brown, Journey	RB	Jr./So.	5-11	206	Meadville/Ray Collins	Meadville, Pa.
5	Castro-Fields, Tariq **	CB	Jr./Jr.	6-0	197	Riverdale Baptist School/Caesar Nettles	Upper Marlboro, Md.
5	Dotson, Jahan *	WR	So./So.	5-11	175	Nazareth Area/Tom Falzone	Nazareth, Pa.
6	Brown, Cam ***	LB	Sr./Sr.	6-5	233	The Bullis School/Patrick Cilentio	Burtonsville, Md.
6	Shorter, Justin	WR	So./Fr.	6-4	235	South Brunswick/Joe Goerge	Monmouth Junction, N.J.
7	Brisker, Jaquan	S	Jr./Jr.	6-1	210	Lackawanna C.C./Mark Duda	Pittsburgh, Pa.
7	Levis, Will	QB	So./Fr.	6-3	229	Xavier/Andy Guyon	Madison, Conn.
8	Dunmore, John	WR	Fr./Fr.	6-1	179	Chaminade-Madonna College Prep/Dameon Jones	Fort Lauderdale, Fla.
8	Wilson, Marquis	CB	Fr./Fr.	5-11	173	Windsor/Rob Fleeting	Windsor, Conn.
9	Porter Jr., Joey	CB	Fr./Fr.	6-2	180	North Allegheny (Pa.)/Art Walker	Bakersfield, Calif.
9	Roberson, Tai'Quan	QB	Fr./Fr.	5-11	192	DePaul Catholic/John McKenna	Orange, N.J.
10	Dixon, Lance	LB	Fr./Fr.	6-2	213	West Bloomfield/Ron Bellamy	West Bloomfield, Mich.
10	Jones, TJ	WR	Fr./Fr.	6-1	196	Columbia/Brian Allen	Lake City, Fla.
11	George, Daniel	WR	So./Fr.	6-2	220	Oxon Hill/Craig Jefferies	Fort Washington, Md.
11	Parsons, Micah *	LB	So./So.	6-3	245	Harrisburg/Calvin Everett	Harrisburg, Pa.
12	Hippenhammer, Mac *	WR	Jr./So.	5-11	182	R. Nelson Snider/Kurt Tippmann	Fort Wayne, Ind.
12	Smith, Brandon	LB	Fr./Fr.	6-3	240	Louisa County/Will Patrick	Louisa, Va.
13	Brooks, Ellis *	LB	Jr./So.	6-1	234	Benedictine College Prep/Greg Lilly	Mechanicsville, Va.
13	Johnson Jr., Michael	QB	Fr./Fr.	6-2	199	Sheldon/Josh Line	Eugene, Ore.
14	Clifford, Sean	QB	Jr./So.	6-2	216	St. Xavier/Steve Specht	Cincinnati, Ohio
15	Shuster, Michael	QB	Sr./Jr.	6-2	210	Camp Hill/Frank Gay	Camp Hill, Pa.
17	Kline, Grayson	TE/H	So./Fr.	6-5	239	Warwick/Bob Locker	Sinking Spring, Pa.
17	Taylor, Garrett ***	S	Gr./Sr.	6-0	198	St. Christopher's/Lance Clelland	Richmond, Va.
18	Toney, Shaka **	DE	Sr./Jr.	6-3	243	Imhotep Charter/Albie Crosby	Philadelphia, Pa.
19	Gordon, Trent *	CB	So./Fr.	5-11	188	Manvel/Kirk Martin	Spring, Texas
19	Rumery, Isaac	QB	Fr./Fr.	5-11	203	Clearfield Area/Tim Janoko	Woodland, Pa.
20	Isaac, Adisa	DE	Fr./Fr.	6-4	241	Canarsie/Brian Ellis	Brooklyn, N.Y.
21	Cain, Noah	RB	Fr./Fr.	5-10	206	IMG Academy (Fla.)/Kevin Wright	Baton Rouge, La.
21	Rudolph, Tyler	S	Fr./Fr.	6-0	204	St. Thomas More School/Jeff Moore	Waterbury, Conn.
23	Carr, Weston	WR	Gr./Sr.	6-2	202	Azusa Pacific University/Victor Santa Cruz	Benicia, Calif.
24	Brown, DJ	CB	Jr./So.	5-10	183	Creekside/Will Rogers	College Park, Ga.
25	Hardy, Daequan	CB	Fr./Fr.	5-9	170	Penn Hills/Jon LeDonne	Pittsburgh, Pa.
26	Sutherland, Jonathan *	S	Jr./So.	5-11	201	Episcopal (Va.)/Panos Voulgaris	Ottawa, Ont.
27	Hawkins, Aeneas	DT	So./Fr.	6-2	272	Moeller/John Rodenberg	Cincinnati, Ohio
27	Seider, Jaden	S	Fr./Fr.	5-10	175	State College Area/Matt Lintal	Morgantown, W.Va.
28	Ford, Devyn	RB	Fr./Fr.	5-11	194	North Stafford/Joe Mangano	Stafford, Va.
28	Oweh, Jayson	DE	So./Fr.	6-5	255	Blair Academy/Jim Saylor	Howell, N.J.
29	Fessler, Henry	WR	So./Fr.	5-10	172	Cathedral Prep/Mike Mischler	Erie, Pa.
29	Reid, John ***	CB	5th/Sr.	5-10	181	St. Joseph's Prep (Pa.)/Gabe Infante	Mount Laurel, N.J.
30	Tawe, Tawe	S	Fr./Fr.	6-1	198	Hillsborough/Kevin Carty	Hillsborough, N.J.
31	Light, Denver	LB	Fr./Fr.	6-1	212	Tyrone Area/Jason Wilson	Tyrone, Pa.
32	Farronato, Dylan	S	Fr./Fr.	5-11	176	Lewisburg Area/Marc Persing	Lewisburg, Pa.
33	Melzer, Corey	CB	Fr./Fr.	5-9	182	North Allegheny/Art Walker	Wexford, Pa.
34	Simmons, Shane **	DE	Sr./Jr.	6-3	259	DeMatha/Elijah Brooks	Laurel, Md.
35	Neff, Justin	S	Jr./So.	6-1	195	Central Mountain/James Renninger	Mill Hall, Pa.
36	Johnson, Jan *	LB	Gr./Sr.	6-2	231	Governor Mifflin/Dominic Vecchio	Mohnton, Pa.
36	Self, Makai	CB	Fr./Fr.	5-9	167	IMG Academy (Fla.)/Kevin Wright	Upper Marlboro, Md.
37	Hartlaub, Drew *	S	Jr./So.	5-11	183	South Western/Chris Heilman	Hanover, Pa.
38	Wade, Lamont **	S	Jr./Jr.	5-9	199	Clairton/Wayne Wade	Clairton, Pa.
39	Dwyer, Robbie	LB	Fr./Fr.	6-1	235	Wyoming Valley West/Pat Keating	Pringle, Pa.
40	Eury, Nick	RB	Sr./Jr.	5-9	212	Lake-Lehman/Jerry Gilsky	Shavertown, Pa.
40	Luketa, Jesse *	LB	So./So.	6-3	247	Mercyhurst Prep (Pa.)/Jeff Root	Ottawa, Ont.
42	Sullivan, Austin	SN	Fr./Fr.	6-2	237	Minisink Valley/Kevin Gallagher	Port Jervis, N.Y.
43	Baker, Trevor	TE/H	Jr./So.	6-3	227	Lewis S. Mills (Conn.)/Jose Santana	Easton, Pa.
44	Appiah Darkwa, Joseph	DT	Fr./Fr.	6-5	283	Don Bosco Gymnasium/--	North Rhine-Westphalia, Germany
44	Pica, Cameron	WR	Jr./So.	6-2	215	Hickory/Bill Brest	Hermitage, Pa.
45	Katshir, Charlie	LB	So./Fr.	6-3	229	Cumberland Valley/Michael Whitehead	Camp Hill, Pa.
46	Tarburton, Nick	DE	So./Fr.	6-3	263	Pennridge/Jeff Hollenbach	Green Lane, Pa.
47	Friberg, Tommy	TE/H	Fr./Fr.	6-3	202	State College Area/Matt Lintal	State College, Pa.
47	Furmanek, Alex	LB	Fr./Fr.	6-2	239	North East/Shawn Humes	North East, Pa.
48	Holmes, C.J.	S	Jr./So.	6-0	216	Notre Dame/Brian Kelly	Hamden, Conn.
49	Joseph, Daniel *	DE	Sr./Jr.	6-3	260	Lake Forest Academy (Ill.)/Robin Bowkett	Brampton, Ont.
50	Chizmar, Max	LB	Jr./So.	6-2	230	Mars Area/Scott Heinauer	Mars, Pa.
50	Knutsson, Will	OL	So./Fr.	6-2	296	McDonogh School/Dom Damico	Fredericksburg, Va.

20 2019 PENN STATE FOOTBALL

NUMERICAL ROSTER (51-99)

NO.	NAME	POS.	CL./EL.	HT.	WT.	HIGH SCHOOL/COACH	HOMETOWN
51	Beamon, Hakeem	DE	Fr./Fr.	6-3	259	Manchester/Tom Hall	Midlothian, Va.
51	Daddona, Dalton	OL	Fr./Fr.	6-2	281	Bethlehem Catholic/Joe Henrich	Allentown, Pa.
52	Zalar, Blake	OL	Fr./Fr.	6-1	293	Shamokin Area/Henry Hynoski	Coal Township, Pa.
53	Hansard, Fred *	DT	Jr./So.	6-3	316	The Hun School/Todd Smith	Burlington, N.J.
53	Walker, Rasheed	OL	So./Fr.	6-6	324	North Point/Tom Petre	Waldorf, Md.
54	Windsor, Robert ***	DT	Gr./Sr.	6-4	285	Fond Du Lac/Mike Gnewuch	Fond Du Lac, Wis.
55	Shelton, Antonio *	DT	Sr./Jr.	6-2	311	Westerville-North/Rodger Elander	Columbus, Ohio
55	Whigan, Anthony	OL	Jr./Jr.	6-4	301	Lackawanna C.C./Mark Duda	Lexington Park, Md.
58	Presta, Evan	DT	Jr./So.	6-3	288	Cathedral Prep/Mike Mischler	Erie, Pa.
59	Konigus, Kaleb	OL	So./Fr.	6-2	302	Lake-Lehman/Jerry Gilsky	Lehman, Pa.
62	Menet, Michal **	OL	Sr./Jr.	6-4	313	Exeter Township Senior/Matt Bauer	Birdsboro, Pa.
63	De Boef, Collin	OL	So./Fr.	6-5	258	State College Area/Matt Lintal	State College, Pa.
65	Morris, Hudson	OL	Fr./Fr.	6-3	288	Shelton/Mark Malcolm	Dallas, Texas
68	Kelly, Hunter	OL/DL	Sr./Jr.	6-2	309	Neshaminy/Steve Wilmot	Langhorne, Pa.
69	Thorpe, C.J. *	OL	Jr./So.	6-3	322	Central Catholic/Terry Totten	Glenshaw, Pa.
70	Scruggs, Juice	OL	So./Fr.	6-3	285	Cathedral Prep (Pa.)/Michael Mischler	Ashtabula, Ohio
71	Fries, Will **	OL	Sr./Jr.	6-6	313	Cranford/Erik Rosenmeier	Cranford, N.J.
72	Effner, Bryce	OL	So./Fr.	6-5	297	Metea Valley/Ben Kleinhans	Aurora, Ill.
73	Miranda, Mike *	OL	Jr./So.	6-3	295	Stow-Munroe Falls/Mark Nori	Stow, Ohio
74	Gonzalez, Steven ***	OL	Gr./Sr.	6-4	341	Union City/Wil Valdez	Union City, N.J.
75	Holmes, Des	OL	Jr./So.	6-5	315	Cardinal O'Hara/BJ Hogan	Norristown, Pa.
76	Kopko, Justin	OL	Fr./Fr.	6-3	295	Hanover Area/Mike McCree	Hanover Township, Pa.
77	Culpepper, Judge	DT	So./Fr.	6-4	284	H.B. Plant/Robert Weiner	Tampa, Fla.
77	Wormley, Sal	OL	Fr./Fr.	6-3	319	Smyrna (Del.)/Mike Judy	Newark, N.J.
79	Wallace, Caedan	OL	Fr./Fr.	6-5	333	The Hun School/Todd Smith	Robbinsville, N.J.
80	Weller, Justin	WR	Jr./So.	6-0	190	Wilson/Doug Dahms	Sinking Spring, Pa.
81	Sullivan-Brown, Cam *	WR	Jr./So.	6-0	194	Saint Vincent Pallotti/Ian Thomas	Bowie, Md.
82	Kuntz, Zack	TE/H	So./Fr.	6-7	243	Camp Hill/Tim Bigelow	Camp Hill, Pa.
83	Bowers, Nick *	TE/H	Gr./Sr.	6-4	260	Kittanning Senior/Frank Fabian	Kittanning, Pa.
84	Wilson, Benjamin	WR	Sr./Jr.	6-2	204	Uniontown/John Fortugna	Uniontown, Pa.
85	Lutz, Isaac *	WR	Sr./Jr.	5-11	193	Berks Catholic/Rick Keeley	Reading, Pa.
86	Berger, Alec	WR	Jr./So.	5-11	175	McKinney/Jeff Smith	McKinney, Texas
86	Strange, Brenton	TE/H	Fr./Fr.	6-3	233	Parkersburg/Mike Byus	Parkersburg, W.Va.
87	Freiermuth, Pat *	TE/H	So./So.	6-5	256	Brooks School/Patrick Foley	Merrimac, Mass.
88	Chisena, Dan	WR	5th/Sr.	6-3	202	Downingtown-East/Michael Matta	Dowingtown, Pa.
89	Maxwell, Colton	WR	Sr./Jr.	6-0	194	Northampton/Mark Scisly	Northampton, Pa.
90	Barber, Damion	DT	Jr./So.	6-3	290	Harrisburg/Calvin Everett	Harrisburg, Pa.
90	Checa, Rafael *	K	So./So.	6-2	201	St. John's College H.S./Joe Casamento	Chevy Chase, Md.
91	Ellies, Dvon	DT	Fr./Fr.	6-1	304	McDonogh School/Hakeem Sule	Burtonsville, Md.
91	Stoll, Chris	SN	Jr./So.	6-2	245	St. Francis DeSales/Ryan Wiggins	Westerville, Ohio
92	Pinegar, Jake *	K	So./So.	6-2	195	Ankeny Centennial/Jerry Pezzetti	Ankeny, Iowa
92	Vilbert, Smith	DE	Fr./Fr.	6-6	253	St Joseph's Regional (N.J.)/Augie Hoffman	Monsey, N.Y.
93	Gillikin, Blake ***	P/K	Sr./Sr.	6-2	196	The Westminster Schools/Gerry Romberg	Smyrna, Ga.
94	Calcagno, Joe	SN	Jr./So.	6-0	279	Fenwick/Gene Nudo	Elmhurst, Ill.
95	Hilling, Vlad	K	So./Fr.	5-10	226	Hollidaysburg/Homer Delatre	Hollidaysburg, Pa.
96	DaSilva, Anthony	K	Fr./Fr.	5-11	154	Bethlehem Catholic/Joe Henrich	Bethlehem, Pa.
97	Costantini, Sebastian	K/P	Fr./Fr.	5-11	177	Malvern Prep/Dave Gueriera	Collegeville, Pa.
97	Landis, Carson	K/P	Jr./So.	6-2	205	Emmaus/Harold Fairclough	Macungie, Pa.
97	Mustipher, PJ *	DT	So./So.	6-4	311	McDonogh School/Dom Damico	Owings Mills, Md.
98	King, Bradley	P	So./So.	6-2	199	Lackawanna C.C./Mark Duda	Geneva, Ill.
98	Stout, Jordan	K/P	Jr./So.	6-3	205	Virginia Tech/Justin Fuente	Cedar Bluff, Va.
98	Vasey, Dan	DL/SN	Jr./So.	6-4	252	Wallenpaupack/Mark Watson	Lackawaxen, Pa.
99	Gross-Matos, Yetur **	DE	Jr./Jr.	6-5	264	Chancellor/Bob Oliver	Spotsylvania, Va.
99	Tobin, Justin	K	Sr./Jr.	6-2	208	Neshaminy/--	Langhorne, Pa.

* - Letters won

^ - 5th-year senior

ALPHABETICAL ROSTER (A-K)

NO.	NAME	POS.	CL./EL.	HT.	WT.	HIGH SCHOOL/COACH	HOMETOWN
44	Appiah Darkwa, Joseph	DT	Fr./Fr.	6-5	283	Don Bosco Gymnasium/--	North Rhine-Westphalia, Germany
43	Baker, Trevor	TE/H	Jr./So.	6-3	227	Lewis S. Mills (Conn.)/Jose Santana	Easton, Pa.
90	Barber, Damion	DT	Jr./So.	6-3	290	Harrisburg/Calvin Everett	Harrisburg, Pa.
51	Beamon, Hakeem	DE	Fr./Fr.	6-3	259	Manchester/Tom Hall	Midlothian, Va.
86	Berger, Alec	WR	Jr./So.	5-11	175	McKinney/Jeff Smith	McKinney, Texas
83	Bowers, Nick *	TE/H	Gr./Sr.	6-4	260	Kittanning Senior/Frank Fabian	Kittanning, Pa.
7	Brisker, Jaquan	S	Jr./Jr.	6-1	210	Lackawanna C.C./Mark Duda	Pittsburgh, Pa.
13	Brooks, Ellis *	LB	Jr./So.	6-1	234	Benedictine College Prep/Greg Lilly	Mechanicsville, Va.
6	Brown, Cam ***	LB	Sr./Sr.	6-5	233	The Bullis School/Patrick Cilento	Burtonsville, Md.
24	Brown, DJ	CB	Jr./So.	5-10	183	Creekside/Will Rogers	College Park, Ga.
4	Brown, Journey	RB	Jr./So.	5-11	206	Meadville/Ray Collins	Meadville, Pa.
21	Cain, Noah	RB	Fr./Fr.	5-10	206	IMG Academy (Fla.)/Kevin Wright	Baton Rouge, La.
94	Calcagno, Joe	SN	Jr./So.	6-0	279	Fenwick/Gene Nudo	Elmhurst, Ill.
23	Carr, Weston	WR	Gr./Sr.	6-2	202	Azusa Pacific University/Victor Santa Cruz	Benicia, Calif.
5	Castro-Fields, Tariq **	CB	Jr./Jr.	6-0	197	Riverdale Baptist School/Caesar Nettles	Upper Marlboro, Md.
90	Checa, Rafael *	K	So./So.	6-2	201	St. John's College H.S./Joe Casamento	Chevy Chase, Md.
88	Chisena, Dan	WR	5th/Sr.	6-3	202	Downingtown-East/Michael Matta	Downingtown, Pa.
50	Chizmar, Max	LB	Jr./So.	6-2	230	Mars Area/Scott Heinauer	Mars, Pa.
14	Clifford, Sean	QB	Jr./So.	6-2	216	St. Xavier/Steve Specht	Cincinnati, Ohio
97	Costantini, Sebastian	K/P	Fr./Fr.	5-11	177	Malvern Prep/Dave Gueriera	Collegeville, Pa.
77	Culpepper, Judge	DT	So./Fr.	6-4	284	H.B. Plant/Robert Weiner	Tampa, Fla.
51	Daddona, Dalton	OL	Fr./Fr.	6-2	281	Bethlehem Catholic/Joe Henrich	Allentown, Pa.
96	DaSilva, Anthony	K	Fr./Fr.	5-11	154	Bethlehem Catholic/Joe Henrich	Bethlehem, Pa.
63	De Boef, Collin	OL	So./Fr.	6-5	258	State College Area/Matt Lintal	State College, Pa.
10	Dixon, Lance	LB	Fr./Fr.	6-2	213	West Bloomfield/Ron Bellamy	West Bloomfield, Mich.
5	Dotson, Jahan *	WR	So./So.	5-11	175	Nazareth Area/Tom Falzone	Nazareth, Pa.
8	Dunmore, John	WR	Fr./Fr.	6-1	179	Chaminade-Madonna College Prep/Dameon Jones	Fort Lauderdale, Fla.
39	Dwyer, Robbie	LB	Fr./Fr.	6-1	235	Wyoming Valley West/Pat Keating	Pringle, Pa.
72	Effner, Bryce	OL	So./Fr.	6-5	297	Metea Valley/Ben Kleinhans	Aurora, Ill.
91	Ellies, Dvon	DT	Fr./Fr.	6-1	304	McDonogh School/Hakeem Sule	Burtonsville, Md.
2	Ellis, Keaton	CB	Fr./Fr.	5-11	190	State College Area/Matt Lintal	State College, Pa.
40	Eury, Nick	RB	Sr./Jr.	5-9	212	Lake-Lehman/Jerry Gilsky	Shavertown, Pa.
32	Farronato, Dylan	S	Fr./Fr.	5-11	176	Lewisburg Area/Marc Persing	Lewisburg, Pa.
99	Fessler, Henry	WR	So./Fr.	5-10	172	Cathedral Prep/Mike Mischler	Erie, Pa.
28	Ford, Devyn	RB	Fr./Fr.	5-11	194	North Stafford/Joe Mangano	Stafford, Va.
87	Freiermuth, Pat *	TE/H	So./So.	6-5	256	Brooks School/Patrick Foley	Merrimac, Mass.
71	Fries, Will **	OL	Sr./Jr.	6-6	313	Cranford/Erik Rosenmeier	Cranford, N.J.
47	Friberg, Tommy	TE/H	Fr./Fr.	6-3	202	State College Area/Matt Lintal	State College, Pa.
47	Furmanek, Alex	LB	Fr./Fr.	6-2	239	North East/Shawn Humes	North East, Pa.
11	George, Daniel	WR	So./Fr.	6-2	220	Oxon Hill/Craig Jefferies	Fort Washington, Md.
93	Gillikin, Blake ***	P/K	Sr./Sr.	6-2	196	The Westminster Schools/Gerry Romberg	Smyrna, Ga.
74	Gonzalez, Steven ***	OL	Gr./Sr.	6-4	341	Union City/Wil Valdez	Union City, N.J.
19	Gordon, Trent *	CB	So./Fr.	5-11	188	Manvel/Kirk Martin	Spring, Texas
99	Gross-Matos, Yetur **	DE	Jr./Jr.	6-5	264	Chancellor/Bob Oliver	Spotsylvania, Va.
1	Hamler, KJ *	WR	Jr./So.	5-9	176	IMG Academy (Fla.)/Kevin Wright	Pontiac, Mich.
53	Hansard, Fred *	DT	Jr./So.	6-3	316	The Hun School/Todd Smith	Burlington, N.J.
25	Hardy, Daequan	CB	Fr./Fr.	5-9	170	Penn Hills/Jon LeDonne	Pittsburgh, Pa.
37	Hartlaub, Drew *	S	Jr./So.	5-11	183	South Western/Chris Heilman	Hanover, Pa.
27	Hawkins, Aeneas	DT	So./Fr.	6-2	272	Moeller/John Rodenberg	Cincinnati, Ohio
95	Hilling, Vlad	K	So./Fr.	5-10	226	Holidaysburg/Homer Delatre	Holidaysburg, Pa.
12	Hippenhammer, Mac *	WR	Jr./So.	5-11	182	R. Nelson Snider/Kurt Tippmann	Fort Wayne, Ind.
48	Holmes, C.J.	S	Jr./So.	6-0	216	Notre Dame/Brian Kelly	Hamden, Conn.
75	Holmes, Des	OL	Jr./So.	6-5	315	Cardinal O'Hara/BJ Hogan	Norristown, Pa.
20	Isaac, Adisa	DE	Fr./Fr.	6-4	241	Canarsie/Brian Ellis	Brooklyn, N.Y.
3	Johnson, Donovan *	CB	Jr./So.	5-9	185	Cass Tech/Thomas Wilcher	Detroit, Mich.
36	Johnson, Jan *	LB	Gr./Sr.	6-2	231	Governor Mifflin/Dominic Vecchio	Mohnton, Pa.
13	Johnson Jr., Michael	QB	Fr./Fr.	6-2	199	Sheldon/Josh Line	Eugene, Ore.
10	Jones, TJ	WR	Fr./Fr.	6-1	196	Columbia/Brian Allen	Lake City, Fla.
49	Joseph, Daniel *	DE	Sr./Jr.	6-3	260	Lake Forest Academy (Ill.)/Robin Bowkett	Brampton, Ont.
45	Katshir, Charlie	LB	So./Fr.	6-3	229	Cumberland Valley/Michael Whitehead	Camp Hill, Pa.
68	Kelly, Hunter	OL/DL	Sr./Jr.	6-2	309	Neshaminy/Steve Wilmot	Langhorne, Pa.
98	King, Bradley	P	So./So.	6-2	199	Lackawanna C.C./Mark Duda	Geneva, Ill.
17	Kline, Grayson	TE/H	So./Fr.	6-5	239	Warwick/Bob Locker	Sinking Spring, Pa.
50	Knutsson, Will	OL	So./Fr.	6-2	296	McDonogh School/Dom Damico	Fredericksburg, Va.
59	Konigus, Kaleb	OL	So./Fr.	6-2	302	Lake-Lehman/Jerry Gilsky	Lehman, Pa.
76	Kopko, Justin	OL	Fr./Fr.	6-3	295	Hanover Area/Mike McCree	Hanover Township, Pa.
82	Kuntz, Zack	TE/H	So./Fr.	6-7	243	Camp Hill/Tim Bigelow	Camp Hill, Pa.

22 2019 PENN STATE FOOTBALL

ALPHABETICAL ROSTER (L-Z)

NO.	NAME	POS.	CL./EL.	HT.	WT.	HIGH SCHOOL/COACH	HOMETOWN
97	Landis, Carson	K/P	Jr./So.	6-2	205	Emmaus/Harold Fairclough	Macungie, Pa.
7	Levis, Will	QB	So./Fr.	6-3	229	Xavier/Andy Guyon	Madison, Conn.
31	Light, Denver	LB	Fr./Fr.	6-1	212	Tyrone Area/Jason Wilson	Tyrone, Pa.
40	Luketa, Jesse *	LB	So./So.	6-3	247	Mercyhurst Prep (Pa.)/Jeff Root	Ottawa, Ont.
85	Lutz, Isaac *	WR	Sr./Jr.	5-11	193	Berks Catholic/Rick Keeley	Reading, Pa.
89	Maxwell, Colton	WR	Sr./Jr.	6-0	194	Northampton/Mark Scisly	Northampton, Pa.
33	Melzer, Corey	CB	Fr./Fr.	5-9	182	North Allegheny/Art Walker	Wexford, Pa.
62	Menet, Michal **	OL	Sr./Jr.	6-4	313	Exeter Township Senior/Matt Bauer	Birdsboro, Pa.
73	Miranda, Mike *	OL	Jr./So.	6-3	295	Stow-Munroe Falls/Mark Nori	Stow, Ohio
65	Morris, Hudson	OL	Fr./Fr.	6-3	288	Shelton/Mark Malcolm	Dallas, Texas
97	Mustipher, PJ *	DT	So./So.	6-4	311	McDonogh School/Dom Damico	Owings Mills, Md.
35	Neff, Justin	S	Jr./So.	6-1	195	Central Mountain/James Renninger	Mill Hall, Pa.
28	Oweh, Jayson	DE	So./Fr.	6-5	255	Blair Academy/Jim Saylor	Howell, N.J.
11	Parsons, Micah *	LB	So./So.	6-3	245	Harrisburg/Calvin Everett	Harrisburg, Pa.
44	Pica, Cameron	WR	Jr./So.	6-2	215	Hickory/Bill Brest	Hermitage, Pa.
92	Pinegar, Jake *	K	So./So.	6-2	195	Ankeny Centennial/Jerry Pezzetti	Ankeny, Iowa
9	Porter Jr., Joey	CB	Fr./Fr.	6-2	180	North Allegheny (Pa.)/Art Walker	Bakersfield, Calif.
58	Presta, Evan	DT	Jr./So.	6-3	288	Cathedral Prep/Mike Mischler	Erie, Pa.
29	Reid, John ***	CB	5th/Sr.	5-10	181	St. Joseph's Prep (Pa.)/Gabe Infante	Mount Laurel, N.J.
9	Roberson, Ta'Quan	QB	Fr./Fr.	5-11	192	DePaul Catholic/John McKenna	Orange, N.J.
21	Rudolph, Tyler	S	Fr./Fr.	6-0	204	St. Thomas More School/Jeff Moore	Waterbury, Conn.
19	Rumery, Isaac	QB	Fr./Fr.	5-11	203	Clearfield Area/Tim Janoko	Woodland, Pa.
70	Scruggs, Juice	OL	So./Fr.	6-3	285	Cathedral Prep (Pa.)/Michael Mischler	Ashtabula, Ohio
27	Seider, Jaden	S	Fr./Fr.	5-10	175	State College Area/Matt Lintal	Morgantown, W.Va.
36	Self, Makai	CB	Fr./Fr.	5-9	167	IMG Academy (Fla.)/Kevin Wright	Upper Marlboro, Md.
55	Shelton, Antonio *	DT	Sr./Jr.	6-2	311	Westerville-North/Rodger Elander	Columbus, Ohio
6	Shorter, Justin	WR	So./Fr.	6-4	235	South Brunswick/Joe Goerge	Monmouth Junction, N.J.
15	Shuster, Michael	QB	Sr./Jr.	6-2	210	Camp Hill/Frank Gay	Camp Hill, Pa.
34	Simmons, Shane **	DE	Sr./Jr.	6-3	259	DeMatha/Elijah Brooks	Laurel, Md.
3	Slade, Ricky *	RB	So./So.	5-9	198	C.D. Hylton/Tony Lilly	Woodbridge, Va.
12	Smith, Brandon	LB	Fr./Fr.	6-3	240	Louisa County/Will Patrick	Louisa, Va.
91	Stoll, Chris	SN	Jr./So.	6-2	245	St. Francis DeSales/Ryan Wiggins	Westerville, Ohio
98	Stout, Jordan	K/P	Jr./So.	6-3	205	Virginia Tech/Justin Fuente	Cedar Bluff, Va.
86	Strange, Brenton	TE/H	Fr./Fr.	6-3	233	Parkersburg/Mike Byus	Parkersburg, W.Va.
42	Sullivan, Austin	SN	Fr./Fr.	6-2	237	Minisink Valley/Kevin Gallagher	Port Jervis, N.Y.
81	Sullivan-Brown, Cam *	WR	Jr./So.	6-0	194	Saint Vincent Pallotti/Ian Thomas	Bowie, Md.
26	Sutherland, Jonathan *	S	Jr./So.	5-11	201	Episcopal (Va.)/Panos Voulgaris	Ottawa, Ont.
46	Tarburton, Nick	DE	So./Fr.	6-3	263	Pennridge/Jeff Hollenbach	Green Lane, Pa.
30	Tawe, Tawe	S	Fr./Fr.	6-1	198	Hillsborough/Kevin Carty	Hillsborough, N.J.
17	Taylor, Garrett ***	S	Gr./Sr.	6-0	198	St. Christopher's/Lance Clelland	Richmond, Va.
69	Thorpe, C.J. *	OL	Jr./So.	6-3	322	Central Catholic/Terry Totten	Glenshaw, Pa.
99	Tobin, Justin	K	Sr./Jr.	6-2	208	Neshaminy/--	Langhorne, Pa.
18	Toney, Shaka **	DE	Sr./Jr.	6-3	243	Imhotep Charter/Albie Crosby	Philadelphia, Pa.
98	Vasey, Dan	DL/SN	Jr./So.	6-4	252	Wallenpaupack/Mark Watson	Lackawaxen, Pa.
92	Vilbert, Smith	DE	Fr./Fr.	6-6	253	St Joseph's Regional (N.J.)/Augie Hoffman	Monsey, N.Y.
38	Wade, Lamont **	S	Jr./Jr.	5-9	199	Clairton/Wayne Wade	Clairton, Pa.
53	Walker, Rasheed	OL	So./Fr.	6-6	324	North Point/Tom Petre	Waldorf, Md.
79	Wallace, Caedan	OL	Fr./Fr.	6-5	333	The Hun School/Todd Smith	Robbinsville, N.J.
80	Weller, Justin	WR	Jr./So.	6-0	190	Wilson/Doug Dahms	Sinking Spring, Pa.
55	Whigan, Anthony	OL	Jr./Jr.	6-4	301	Lackawanna C.C./Mark Duda	Lexington Park, Md.
84	Wilson, Benjamin	WR	Sr./Jr.	6-2	204	Uniontown/John Fortugna	Uniontown, Pa.
8	Wilson, Marquis	CB	Fr./Fr.	5-11	173	Windsor/Rob Fleeting	Windsor, Conn.
54	Windsor, Robert ***	DT	Gr./Sr.	6-4	285	Fond Du Lac/Mike Gnewuch	Fond Du Lac, Wis.
77	Wormley, Sal	OL	Fr./Fr.	6-3	319	Smyrna (Del.)/Mike Judy	Newark, N.J.
52	Zalar, Blake	OL	Fr./Fr.	6-1	293	Shamokin Area/Henry Hynoski	Coal Township, Pa.

* - Letters won

^ - 5th-year senior

LONGEST PUNTS

1.	89	Coop French at Iowa	1930
2.	78	Jeremy Kapinos at Ohio State	2004
3.	76	Chris Clauss vs. Rutgers	1987
4.	74	Anthony Fera at Iowa	2010
		<i>Blake Gillikin at Michigan</i>	<i>2018</i>
6.	73	Milt Plum at Ohio State	1956
7.	71	Joe Colone at Syracuse	1946
		John Bruno Jr. vs. Boston Coll.	1985
		<i>Blake Gillikin vs. Kentucky</i>	<i>2018</i>
10.	70	Coop French at Iowa	1930
		Joe Colone at Syracuse	1946
		Jeremy Kapinos vs. Purdue	2004
		Jeremy Boone at Illinois	2007
		<i>Blake Gillikin at Rutgers</i>	<i>2018</i>
15.	69	Bob Parsons at Colorado	1970
		Anthony Fera vs. Purdue	2011
		<i>Blake Gillikin at Pitt</i>	<i>2016</i>
18.	68	Jeremy Kapinos at Ohio State	2006
		Jeremy Boone at Indiana	2007
20.	67	Joe Colone vs. Navy	1947
		Art Betts vs. Michigan State	1951
		Wayne Corbett at Pittsburgh	1965
		<i>Blake Gillikin at Rutgers</i>	<i>2018</i>
24.	66	Frank Hershey vs. Maryland	1964
		Jeremy Boone at Illinois	2009
		Alex Butterworth vs. Michigan	2013
27.	65	W.G. Cooper vs. Villanova	1935
		Tom Cherry vs. UCLA	1967
		Bob Parsons vs. Colorado	1969
		<i>Blake Gillikin vs. USC</i>	<i>2016</i>

KICKING

FIELD GOALS MADE, CAREER

1.	78	Kevin Kelly	2005-08
2.	54	Sam Ficken	2011-14
3.	50	Craig Fayak	1990-93
4.	47	Travis Forney	1996-99
5.	45	Brett Conway	1993-96
6.	40	Massimo Manca	1982, 84-86
7.	39	Matt Bahr	1976-78
		Robbie Gould	2001-04
		Tyler Davis	2015-17
10.	38	Nick Gancitano	1981-84
11.	36	Collin Wagner	2007-10
12.	35	Chris Bahr	1973-75
13.	29	Herb Menhardt	1978-80
14.	27	Ray Tarasi	1986-89
15.	19	Jake Pinegar	2018-pres.

FIELD GOALS ATTEMPTED, SEASON

1.	34	Kevin Kelly	2006
2.	33	Chris Bahr	1975
3.	29	Travis Forney	1998
		Sam Ficken	2014
5.	27	Matt Bahr	1978
6.	26	Massimo Manca	1985
		Craig Fayak	1991
		Travis Forney	1999
		Kevin Kelly	2007
10.	25	Collin Wagner	2010
11.	24	Matt Bahr	1977
		Brett Conway	1995
		Brett Conway	1996
		Kevin Kelly	2008
		Tyler Davis	2016
		<i>Jake Pinegar</i>	<i>2018</i>

FIELD GOAL PERCENTAGE, CAREER

(Min. 25 Attempts)

1.	79.6	Tyler Davis	2015-17
2.	77.6	Nick Gancitano	1981-84
3.	75.0	Collin Wagner	2006-10
4.	74.6	Travis Forney	1996-99
5.	73.8	Brett Conway	1993-96
6.	72.9	Kevin Kelly	2005-08
7.	72.0	Sam Ficken	2011-14
8.	70.4	Jake Pinegar	2018-pres.
9.	69.0	Herb Menhardt	1976, 78-80
10.	67.8	Massimo Manca	1982, 84-86

LONGEST FIELD GOALS

1.	57	Jordan Stout vs. Pitt	2019
2.	55	Chris Bahr at Temple	1975
		Chris Bahr at Ohio State	1975
		Chris Bahr at Syracuse	1975
5.	54	Herb Menhardt at NC State	1979
		Sam Ficken vs. Kent State	2013
7.	53	Massimo Manca vs. Notre Dame	1985
		Kevin Kelly vs. Iowa	2007
		Jordan Stout vs. Idaho	2019
10.	52	Chris Bahr vs. West Virginia	1975
		Eric Etze at Notre Dame	1988
		Brett Conway vs. Temple	1996
		Kevin Kelly at Syracuse	2008

EXTRA POINTS MADE, CAREER

1.	183	Kevin Kelly	2005-08
2.	144	Tyler Davis	2015-17
3.	141	Brett Conway	1993-96
4.	132	Craig Fayak	1990-93
5.	117	Travis Forney	1996-99
6.	115	Robbie Gould	2002-04
7.	109	Sam Ficken	2011-14
8.	98	Al Vitiello	1971-72
9.	86	Massimo Manca	1982, 84-86
10.	85	Collin Wagner	2006-10
11.	76	Nick Gancitano	1981-84
12.	74	Matt Bahr	1976-78
13.	71	Jake Pinegar	2018-pres.

EXTRA POINTS MADE, SEASON

1.	71	Tyler Davis	2017
2.	62	Brett Conway	1994
		Tyler Davis	2016
4.	60	Kevin Kelly	2008
5.	59	Al Vitiello	1971
6.	53	<i>Jake Pinegar</i>	<i>2018</i>
7.	49	Kevin Kelly	2005
8.	46	Collin Wagner	2009
9.	44	Kevin Kelly	2007
		Travis Forney	1999

EXTRA POINTS MADE, GAME

1.	10	Charles Atherton vs. Gettysburg	1894
		Travis Forney vs. Akron	1999
		10 Jake Pinegar vs. Idaho	2019

EXTRA POINT PERCENTAGE, CAREER

(Min. 50 Attempts)

1.	100.0 (59-59)	Herb Menhardt	1976, 78-80
		Collin Wagner	2006-10
		Tyler Davis	2015-17
4.	99.3 (141-142)	Brett Conway	1993-96
5.	98.9 (183-185)	Kevin Kelly	2005-08
6.	98.9 (86-87)	Massimo Manca	1982, 84-86
7.	97.3 (109-112)	Sam Ficken	2011-14
8.	97.3 (71-73)	Jake Pinegar	2018-pres.
9.	96.7 (117-121)	Travis Forney	1996-99
10.	96.2 (76-79)	Nick Gancitano	1981-84

DEFENSE

TACKLES FOR LOSS, CAREER (Since 1975)

1.	70.0	Courtney Brown	1996-99
2.	51.0	Brandon Short	1996-99
3.	45.0	Larry Kubin	1977-80
4.	43.0	Bruce Clark	1976-79
		Justin Kurpeikis	1997-2000
6.	42.0	Michael Haynes	1999-2002
7.	41.0	Shane Conlan	1983-86
8.	39.0	LaVar Arrington	1997-99
		Jimmy Kennedy	1999-2002
10.	38.0	Anthony Zettel	2012-15
11.	36.0	Matt Millen	1976-79
		Tamba Hali	2002-05
13.	34.0	Paul Posluszny	2003-06
		Dan Connor	2004-07
15.	33.0	Anthony Adams	1999-2002
--	25.5	Yetur Gross-Matos	2017-pres.

TACKLES FOR LOSS, SEASON (Since 1975)

1.	29.0	Courtney Brown	1999
2.	24.0	Terry Killens	1995
3.	23.0	Michael Haynes	2002
		Courtney Brown	1998
		Larry Kubin	1979
6.	21.5	Maurice Evans	2007
7.	21.0	Tyoka Jackson	1993
8.	20.0	Bruce Clark	1978
		Todd Atkins	1994
		Aaron Maybin	2008
		LaVar Arrington	1999
		<i>Yetur Gross-Matos</i>	<i>2018</i>
13.	19.5	Carl Nassib	2015
14.	18.0	Justin Kurpeikis	2000
		Brad Scioli	1998
		Todd Atkins	1995
		Willie Smith	1994
		Brandon Noble	1996

PASSES DEFENDED, CAREER

1.	76	Derek Bochna (64 pbu, 12 int)	1990-93
2.	60	Brian Miller (48 pbu, 12 int)	1993-96
3.	52	Darren Perry (37 pbu, 15 int)	1988-91
4.	51	Leon Humphries (43 pbu, 8 int)	1988-91
5.	46	Alan Zemaitis (34 pbu, 12 int)	2002-05
6.	44	Duffy Cobbs (35 pbu, 9 int)	1983-86
7.	42	Lee Rubin (34 pbu, 8 int)	1990-93
		Kim Herring (29 pbu, 13 int)	1993-96
9.	41	David Macklin (33 pbu, 8 int)	1996-99
10.	39	Willie Thomas (34 pbu, 5 int)	1987-90
11.	36	Sherrod Rainge (27 pbu, 9 int)	1986-89
12.	33	Shell Hammonds (30 pbu, 3 int)	1990-93
13.	31	Reggie Givens (28 pbu, 3 int)	1989-92
		Eddie Johnson (26 pbu, 5 int)	1985-88
		Mark Tate (29 pbu, 2 int)	1993-96
		John Reid (24 pbu, 7 int)	2015-pres.



79

GAME 1
PENN STATE VS. IDAHO

7



BEAVER STADIUM | BTN | 8/31/19 | 104,527



SCORING SUMMARY

	1	2	3	4	OT	F
ID	0	0	0	7	-	7
PSU	20	24	14	21	-	79

1st	11:30	PSU			6-23/2:00/0-3	
	8:35	PSU			4-0/0:51/0-6	
	5:03	PSU			5-54/2:00/0-13	
	1:50	PSU			5-35/1:43/0-20	
2nd	10:28	PSU			3-55/1:01/0-27	
	4:27	PSU			3-95/1:11/0-34	
	1:39	PSU			4-76/1:19/0-41	
	00:00	PSU			4-40/0:42/0-44	
3rd	13:11	PSU			5-75/1:43/0-51	
	11:28	PSU			4-6/1:30/0-58	
4th	14:51	PSU			14-72/5:51/0-65	
	12:35	IDAHO			2-25/0:41/7-65	
	7:48	PSU			10-75/4:47/7-72	
	2:17	PSU			7-54/3:45/7-79	

TEAM STATS

	IDAHO	PSU
First Downs	5	35
Rushing Yards	4	331
Passing Yards	141	342
Passing (C-A-Int)	16-26-1	25-37-0
Total Offense	145	673
Plays	54	82
Fumbles (#-Lost)	0-0	3-1
Penalties (#-Yards)	10-67	3-30
Possession Time	27:04	32:56
3rd-Down Conv.	1-15	1-8
Red Zone	1-1	8-8
Touchdowns	1	6
Field goals	0	2

OTHER

Time of Game		3:18
Idaho	0-1, 0-0 Big Sky	
Penn State	1-0, 0-0 Big Ten	

GAME RECAP

UNIVERSITY PARK, Pa. – Penn State cruised to a 79-7 win over Idaho in its season-opening football contest.

Penn State rolled for 673 total yards on offense – the third-most in program history – while holding Idaho to just five first downs and 145 total yards. The Nittany Lion ground game led the offensive charge with five different running backs combining for seven rushing touchdowns and a total of nine different rushers combining for 331 yards on 45 attempts. Freshman Devyn Ford ran his second career carry for an 81-yard touchdown en route to a 107-yard day, while classmate Noah Cain and sophomore Journey Brown both added two scores each.

Making his first career start, sophomore quarterback Sean Clifford threw for 280 yards and two touchdowns on 14-of-23 passing and rushed seven times for 57 yards in a little more than a half of action. KJ Hamler led the receivers with four catches for 115 yards and both of Clifford's passing touchdowns.

The Vandals were limited to just four yards rushing as Penn State totaled seven sacks and 11 tackles for loss, led by 2.5 sacks by junior defensive end Yetur Gross-Matos.

How It Happened

Penn State jumped out to a 20-0 lead in the first quarter behind a pair of field goals by Jake Pinegar (28 yards) and Jordan Stout (53 yards), respectively, and a rushing touchdown each from Brown and Ricky Slade.

The Nittany Lions added 24 points in the second quarter to take a 44-0 lead into halftime. Hamler caught a 36-yard pass from Clifford in the back of the end zone early in the frame, and then in the final five minutes, Ford broke free for 81 yards on his second career carry, Hamler hauled in a 21-yard touchdown, and a quick three-and-out setup a successful 38-yard field goal conversion by Pinegar as time expired.

Brown and Cain added rushing touchdowns in the third quarter for a 58-0 lead. In the fourth, quarterback freshman quarterback Will Lewis threw his first career touchdown pass to rookie tight end Brenton Strange to put the Nittany Lions up 65-0.

Idaho's lone score came with 12:35 remaining, as a mishandled punt reception gave the Vandals a short 25-yard field, and quarterback Mason Petrino eventually connected with fullback Logan Kendall from a yard out.

Penn State added a pair of rushing touchdowns from Cain and Nick Eury in the final eight minutes to cement the 79-7 victory.

Notes

- The Nittany Lions have won 16 of their last 18 season openers, including four-straight victories.
- The Nittany Lions have won 17 of their last 18 home openers, including seven straight victories.
- Penn State won its eighth consecutive non-conference regular season game.
- Penn State's 79 points mark the most the Nittany Lions have scored in a game since scoring 81 in an 81-0 win over Cincinnati in the 1991 home opener.
- The 79 points are the second-most since 1921 and are tied for the sixth-most in program history.
- The 72-point margin of victory is tied for the 10th-biggest in Penn State history and is the largest since the 1991 Cincinnati game (81-0).
- Penn State's seven rushing touchdowns are the most since rushing the ball into the end zone seven times against Coastal Carolina in 2008.
- The Nittany Lions had five different running backs score the seven rushing touchdowns. It is the first time since at least 2000 that five different players have scored a rushing touchdown in the same game.
- Penn State's 673 yards of total offense were the most since 689 at Minnesota in 1994 and the third most for the Nittany Lions since 1947.
- Penn State's 35 first downs were the most since it had 35 against Minnesota in 2005.
- The Nittany Lion defense held Idaho to just 4 rushing yards, the fewest since allowing 3 yards to UMass in 2014 and the second-fewest under James Franklin.
- Penn State gave up just 145 yards of total offense, which are the fewest since allowing 87 yards to Rutgers in 2016 and the second-lowest total under James Franklin.
- RB Devyn Ford became the first Nittany Lion freshman to run for more than 100 yards in a game since Saquon Barkley rushed for 103 yards against Michigan State on November 18, 2015. He is also the first Penn State freshman to run for 100 yards in a season opener since Curt Warner rushed for 100 yards on 12 carries against Rutgers on September 15, 1979.
- Ford scored on an 81-yard run in the second quarter. It was his first career touchdown and Penn State's longest rushing touchdown since Saquon Barkley's 92-yard run in the Fiesta Bowl vs. Washington in 2017.
- CB John Reid notched the first full sack of his career in the opening stanza. He previously had a half-sack against Kent State in 2016. He also grabbed the sixth interception of his career early in the third quarter.

INDIVIDUAL STATISTICS

RUSHING

Idaho-Carter, Aundre 14-32; Martinez, Kiahn 3-16; Kendall, Logan 1-0; Richardson, Colton 4-minus 19; Petrino, Mason 6-minus 25.

Penn State-Ford, Devyn 6-107; Clifford, Sean 7-57; Cain, Noah 9-44; Eury, Nick 6-44; Brown, Journey 5-38; Lewis, Will 5-21; Hamler, KJ 1-16; Slade, Ricky 5-9; Shuster, Mike 1-minus 5.

PASSING

Idaho-Petrino, Mason 11-17-1-91; Richardson, Colton 5-9-0-50.

Penn State-Clifford, Sean 14-23-0-280; Lewis, Will 11-14-0-62.

RECEIVING

Idaho-Cotton, Jeff 6-83; Romano, Nick 3-28; Haywood, Cutrell 3-7; Martinez, Kiahn 1-9; Noil, Michael 1-9; Byers, Jed 1-4; Kendall, Logan 1-1.

Penn State-Hamler, KJ 4-115; Shorter, Justin 3-36; Carr, Weston 3-27; Ford, Devyn 3-6; Brown, Journey 2-31; George, Daniel 2-28; Sullivan-Brown, Cam 2-13; Slade, Ricky 1-26; Freiermuth, Pat 1-25; Dotson, Jahan 1-13; Weller, Justin 1-10; Kuntz, Zack 1-8; Strange, Brenton 1-4.

TOP TACKLERS (T-U-A-A)

Idaho-Walker, Tre 8-5-3; Nash, Christian 6-3-3; Shannon, Sully 6-2-4; Akanno, Charles 5-5-0; Miller, Robert 5-5-0; Jenkins, Jalan 4-3-1.

Penn State-Wade, Lamont 4-3-1; Mustipher, PJ 4-2-2; Smith, Brandon 3-3-0; Castro-Fields, Tariq 3-3-0; Sutherland, Jonathan 3-2-1; Gross-Matos, Yetur 3-2-1; Luketa, Jesse 3-1-2; Isaac, Adisa 3-1-2; Brooks, Ellis 3-1-2.



45

GAME 2
PENN STATE VS. BUFFALO

13



BEAVER STADIUM | FOX | 9/7/19 | 104,136



SCORING SUMMARY

	1	2	3	4	OT	F
UB	0	10	3	0	-	13
PSU	7	0	28	10	-	45

1st	8:50	PSU	2-37/0:30/0-7 Dotson, Jahan 28 yd pass from Clifford, Sean (Pinegar kick)	
2nd	9:42	UB	19-69/8:34/3-7 McNulty, Alex 32 yd field goal	
	0:11	UB	10-96/4:32/10-7 Bourassa, Julien 6 yd pass from Myers, Matt (McNulty kick)	
3rd	12:58	PSU	10-14 Reid, John 36 yd interception return (Pinegar kick)	
	11:54	PSU	1-23/0:05/10-21 Freiermuth, Pat 23 yd pass from Clifford, Sean (Pinegar kick)	
	6:59	UB	10-67/4:55/13-21 McNulty, Alex 25 yd field goal	
	6:12	PSU	3-65/0:43/13-28 Cain, Noah 2 yd run (Pinegar kick)	
	2:56	PSU	5-55/1:35/13-35 Freiermuth, Pat 28 yd pass from Clifford, Sean (Pinegar kick)	
4th	13:58	PSU	7-55/1:54/13-38 Pinegar, Jake 32 yd field goal	
	3:03	PSU	4-74/1:51/13-45 Dotson, Jahan 56 yd pass from Clifford, Sean (Pinegar kick)	

TEAM STATS

	UB	PSU
First Downs	22	14
Rushing Yards	184	78
Passing Yards	245	279
Passing (C-A-Int)	16-32-1	16-22-0
Total Offense	429	357
Plays	90	46
Fumbles (#-Lost)	1-1	2-1
Penalties (#-Yards)	8-78	3-25
Possession Time	42:35	17:25
3rd-Down Conv.	10-23	2-9
Red Zone	3-3	2-2
Touchdowns	1	1
Field goals	2	1

OTHER

Time of Game	3:21
Buffalo	1-1, 0-0 MAC
Penn State	2-0, 0-0 Big Ten

GAME RECAP

UNIVERSITY PARK, Pa. - No. 15/14 Penn State scored four touchdowns in the third quarter en route to a 45-13 win over Buffalo in Beaver Stadium.

Penn State trailed Buffalo, 10-7 at the half, but cornerback John Reid returned an interception 36 yards for a touchdown early in the third quarter to swing the momentum in Penn State's favor. Sean Clifford added a pair of touchdowns and Noah Cain rushed for one before the frame ended to establish a 35-13 lead.

Clifford finished the game with four touchdown passes, connecting twice each with Jahan Dotson and Pat Freiermuth.

How It Happened

The Nittany Lions took advantage of a Buffalo fumble on its second offensive possession for their first score. Linebacker Cam Brown caused and forced it at the Bulls' 37-yard line, and then two plays later, Clifford found Dotson in the right corner of the end zone for a 28-yard score.

Buffalo got on the board with a field goal early in the second quarter by Alex McNulty. The 32-yard kick concluded a 19-play, 69-yard drive that consumed 8 minutes, 34 seconds. Buffalo then found the end zone with 11 seconds remaining before the halftime break. A 40-yard completion to Antonio Nunn at the 6-yard line from quarterback Matt Myers setup the score.

Penn State received the second-half kickoff and reached Buffalo 33, but a fumble gave the Bulls the ball back. However, on Buffalo's third play of the drive, Reid jumped a route along the left sideline and went untouched into the end zone for a 36-yard score, his first career pick-six.

After the Nittany Lions forced a three-and-out and followed it with a 22-yard punt return by KJ Hamler and a personal foul penalty setup Penn State at the Bulls' 23. On the first play of the drive, Clifford connected with Freiermuth for his first score of the quarter.

Following a 25-yard field goal by Buffalo, the Nittany Lions answered with a 2-yard touchdown run by Cain. Cain's run was setup by a career-long 58-yard rush along the sideline by Clifford.

The next Penn State drive ended with a 28-yard touchdown reception by Freiermuth. On fourth-and-2, Clifford found Freiermuth on a short pass to the left of the line and the sophomore pulled it in with one hand and took it up the sideline and into the end zone.

A 45-yard reception by Hamler setup Penn State's next score, a 32-yard field goal by Jake Pinegar, early in the fourth quarter. Later in the frame, Clifford connected with Dotson on a 56-yard touchdown to complete the scoring.

Notes

- Penn State won its ninth consecutive non-conference regular season game.
- The Nittany Lions won their 15th straight non-conference regular season home game.
- Penn State has scored 124 points (79 vs. Idaho; 45 vs. Buffalo) in its first two games, the second-highest total in the first two games of the season in school history. In 1894, Penn State opened the season with a combined 132 points in the first two games, scoring 60 against Gettysburg in the opener and 72 vs. Lafayette in the second game.
- Penn State scored 40 points for the 17th time since 2016. By comparison, from 2008 until 2016, the Nittany Lions had 18 40-point outings.
- The Nittany Lions scored 28 points in the third quarter, the most in a single quarter since they scored 35 in the fourth quarter of last season's game at Illinois.
- The 28-point third stanza marked the highest scoring by Penn State in a third quarter since the Nittany Lions had 28 points in the third quarter of the 2017 Rose Bowl Game vs. USC.
- The Nittany Lions are now 52-31 all time in night games, including a 15-10 mark at home.
- Penn State improves to 27-3 against the 2019 football alignment of the Mid-American Conference.
- Penn State's interception return for a touchdown in the third quarter was the first interception returned for a TD since Amani Oruwariye returned an interception 30 yards for a score against Kent State in 2016.
- The 19-play drive allowed by Penn State over the first and second quarter was the longest given up by the Nittany Lions in terms of plays since at least 2002.
- The 8:34 scoring drive by Buffalo was the longest given up by Penn State in terms of time since Texas A&M had an 8:45 field goal drive in the 2007 Alamo Bowl.
- Penn State's 17:28 time of possession is the lowest for the Nittany Lions since at least 1993.
- Sean Clifford becomes the 16th different Penn State quarterback with at least four touchdown passes in a game. The last time was Trace McSorley's four TD passes vs. Georgia State in 2018.
- Pat Freiermuth had career-bests of eight catches and 99 yards receiving. He also tied his personal best with two touchdowns.
- Dotson had a career-best 109 yards receiving, bettering his previous career mark of 58 yards at Rutgers last year.

INDIVIDUAL STATISTICS

RUSHING

Buffalo-Patterson, Jaret 23-71; Marks, Kevin 17-64; McDuffie, Dylan 6-43; Cook, Ron 5-6; Myers, Matt 7-0.
Penn State-Clifford, Sean 11-51; Brown, Journey 6-28; Slade, Ricky 3-8; Cain, Noah 1-2; Ford, Devyn 1-1; TEAM 2-minus 12.

PASSING

Buffalo-Myers, Matt 16-31-1-245; Kyle Vantrease 0-1-0-0.
Penn State-Clifford, Sean 16-22-0-279.

RECEIVING

Buffalo-Nunn, Antonio 5-113; Johnson, Dominic 3-27; Lefebvre, Zac 2-33; Todd, Carlton 2-31; Patterson, Jaret 1-19; Lee, Daniel 1-11; Bourassa, Julien 1-6; Smith, LeMaro 1-5.
Penn State-Freiermuth, Pat 8-99; Dotson, Jahan 4-109; Hamler, KJ 3-62; Shorter, Justin 1-9.

TOP TACKLERS (T-UA-A)

Buffalo-Banks, Joey 9-5-4; Hill, Tyrone 5-4-1; Otwinowski, Matt 5-4-1; Washington, Aapri 4-3-1; Onwuka, Chibueze 4-2-2; Patterson, James 4-1-3; Baker, Roy 2-2-0.
Penn State-Johnson, Jan 14-1-13; Brown, Cam 10-5-5; Parsons, Micah 10-2-8; Castro-Fields, Tariq 8-6-2; Taylor, Garrett 8-2-6; Brisker, Jaquan 7-3-4; Windsor, Robert 5-1-4; Reid, John 4-2-2; Mustipher, PJ 4-2-2.



17

GAME 3
PENN STATE VS. PITTSBURGH

10



BEAVER STADIUM | ABC | 9/14/19 | 108,661



SCORING SUMMARY

	1	2	3	4	OT	F
PITT	0	10	0	0	-	10
PSU	7	3	7	0	-	17

	PITT	PSU
First Downs	20	17
Rushing Yards	25	167
Passing Yards	372	222
Passing (C-A-Int)	35-51-0	14-30-0
Total Offense	396	389
Plays	76	62
Fumbles (#-Lost)	2-0	1-0
Penalties (#-Yards)	2-18	3-40
Possession Time	34:16	25:44
3rd-Down Conv.	5-16	4-13
Red Zone	2-3	2-2
Touchdowns	1	2
Field goals	1	0

TEAM STATS

	PITT	PSU
First Downs	20	17
Rushing Yards	25	167
Passing Yards	372	222
Passing (C-A-Int)	35-51-0	14-30-0
Total Offense	396	389
Plays	76	62
Fumbles (#-Lost)	2-0	1-0
Penalties (#-Yards)	2-18	3-40
Possession Time	34:16	25:44
3rd-Down Conv.	5-16	4-13
Red Zone	2-3	2-2
Touchdowns	1	2
Field goals	1	0

OTHER

Time of Game	3:13
Pitt	1-2, 0-1 ACC
Penn State	3-0, 0-0 Big Ten

GAME RECAP

UNIVERSITY PARK, Pa. - No. 13/11 Penn State used a 13-play, 88-yard touchdown drive in the third quarter and a goal line stand late in the fourth to secure a 17-10 victory over Pittsburgh in front of a "Stripe Out" crowd of 108,661.

Penn State's third-quarter scoring drive was capped by a 13-yard touchdown run by freshman running back Noah Cain, which proved to be the game-deciding score. The Nittany Lion defense prevented Pittsburgh from tying it up late, denying the Panthers despite first-and-goal at the 1-yard line. Linebacker Cam Brown forced Pitt quarterback Kenny Pickett to throw the ball away on first and third downs, and safety Garrett Taylor and linebacker Jesse Luketa stuffed Pickett on a rush on second down, leading to a failed 19-yard field goal attempt on fourth down with 4:54 remaining.

Penn State quarterback Sean Clifford threw for 222 yards and the Nittany Lions combined for 167 yards rushing, led by Journey Brown's 109 yards - including an 85-yard run - on 10 carries, Cain's 40 yards and one touchdown on six carries and a touchdown by freshman Devyn Ford.

Pickett led Pitt's offense, completing 35-of-51 passes for 372 yards. He primarily targeted Taysir Mack, who finished with a career-high 12 catches for 125 yards.

The Penn State defense held Pitt to 24 yards rushing on 25 attempts, including minus-6 yards on 10 attempts in the second half. The Panthers managed just 8 yards on 12 plays in the third quarter. Linebacker Micah Parsons led the way with nine tackles (seven solo), including two tackles for loss, while linebackers Brown and Jan Johnson and defensive end Shaka Toney each added second-half sacks.

How It Happened

Pitt started to gain momentum in the latter half of the first quarter, pinning Penn State at its own 2-yard line, but on third-and-9 from the 3, Brown broke through the middle, slipped through a tackle and ran 85 yards to the Pitt 12. After a penalty moved the Lions to the 4, Ford found the end zone after consecutive rushes of 4 and 1 yards, and Penn State took a 7-0 lead with 4:43 on the clock.

Pitt answered to take the lead with an 18-play, 85-yard field goal drive for its first score with 6:43 remaining in the half, and followed that with an eight-play, 78-yard touchdown drive capped by a 3-yard A.J. Davis touchdown run with 2:08 remaining. However, Penn State tied the game at 10-10 in the closing seconds with a school-record 57-yard field goal by Jordan Stout.

The Nittany Lions retook the lead, 17-10, with 5:50 remaining in the third quarter on Cain's touchdown. Pitt threatened with a pair of late fourth quarter drives but was denied both times.

Notes

- Kickoff time was delayed 34 minutes due to lightning in the area pregame.
- In the 100th all-time meeting, Penn State improved to 53-43-4 against Pitt.
- The Nittany Lions moved to 19-6 all-time at home against Pittsburgh.
- Kickoff time was delayed 34 minutes due to lightning in the area during pregame warm-ups.
- The Nittany Lions won their 16th-straight non-conference regular-season home game.
- Penn State's 17 points in victory were the fewest by the Nittany Lions in a win since a 13-7 win against Indiana in 2014.
- Penn State allowed 24 rushing yards, tied for the third-fewest given up by the Nittany Lions under James Franklin with 24 given up to UCF in 2014. Two of the four lowest rushing yards allowed under Franklin have been established this season, with 4 yards allowed to Idaho previously.
- K Jordan Stout's 57-yard field goal late in the second quarter is a Penn State school record. The old record was held by Chris Bahr, who booted three 55-yard field goals in 1975 at Temple, at Ohio State and at Syracuse.
- In his first career start, RB Journey Brown's 85-yard run was the second-longest non-scoring run in school history. Blair Thomas had a 92-yard rush vs. Syracuse in 1986.
- Brown's 85-yard rush was the longest rush by a Nittany Lion since Saquon Barkley had a 92-yard dash against Washington in the 2017 Fiesta Bowl.
- It was also Penn State's second run of 80 or more yards this season, joining an 81-yard run by Devyn Ford against Idaho.
- Clifford threw for 222 yards for his third-straight 200-yard game, which is tied for 18th on Penn State's career list.
- Cain scored a touchdown for the third-straight game to open his collegiate career. He has four rushing scores this year.
- LB Jan Johnson recorded the first full sack of his career in the third quarter. He had a half-sack last season at Pittsburgh.
- S Garrett Taylor recorded seven tackles to reach the 100-career tackle mark. He now has 101 career stops.
- P Blake Gillikin landed a career-best six punts (out of seven attempts) inside the 20. He previously had three games with four punts landed inside the 20 with the last coming at Pitt in 2018.

INDIVIDUAL STATISTICS

RUSHING

Pittsburgh-Jacques-Louis, Shocky 1-9; Kenny Pickett 9-7; Davis, Vincent 4-6; Davis, A.J. 8-5; Carter, V'Lique 2-minus 1; TEAM 1-minus 2.
Penn State-Brown, Journey 10-109; Cain, Noah 6-40; Ford, Devyn 5-9; Clifford, Sean 7-5; Slade, Ricky 4-4.

PASSING

Pittsburgh-Pickett, Kenny 35-51-0-372.
Penn State-Clifford, Sean 14-30-0-222.

RECEIVING

Pittsburgh-Mack, Taysir 12-125; Ffrench, Maurice 8-43; Davis, A.J. 7-94; Griffin-Stewart, Nakia 2-39; Tipton, Tre 2-28; Mathews, Aaron 2-17; Butler-Jenkins, Dontavius 1-27; Gragg, Will 1-minus 1.
Penn State-Hamler, KJ 3-68; Slade, Ricky 2-42; Shorter, Justin 2-29; Dotson, Jahan 2-21; Brown, Journey 1-16; Freiermuth, Pat 1-16; Cain, Noah 1-13; Ford, Devyn 1-9; Sullivan-Brown, Cam 1-8.

TOP TACKLERS (T-UA-A)

Pittsburgh-Ford, Paris 11-6-5; Hamlin, Damar 7-5-2; Twyman, Jaylen 6-3-3; Brightwell, Saleem 5-2-3; Johnson, Kylan 5-0-5; Campbell, Phil 4-2-2; Baldonado, Habakkuk 4-1-3.
Penn State-Parsons, Micah 9-7-2; Taylor, Garrett 7-6-1; Brown, Cam 7-3-4; Sutherland, Jonathan 5-4-1; Johnson, Jan 5-4-1; Castro-Fields, Tariq 5-3-2; Toney, Shaka 5-2-3.



DAMION BARBER 90
 Defensive Line | 6-3 | 290
 Junior/Sophomore
 Harrisburg, Pa./Harrisburg
 Major: African American Studies

» 2019

Season: Appeared in two games.
Buffalo (9/7): Assisted on two tackles.


» 2019 GAME-BY-GAME

Tackles (Solo-Assisted-Total)
 IDAHO DNP; BUFFALO 0-2-2; PITTSBURGH 0-0-0.

» BARBER'S CAREER STATISTICS & GAME HIGHS

	UA-A	TK	FF	FR	I	PBU	SACK	TFL
2018	-	-	-	-	-	-	-	-
2019	0-2	2	-	-	-	-	-	-
CAREER	0-2	2	-	-	-	-	-	-

Tackles2; Buffalo, 9/7/19



NICK BOWERS 83
 Tight End | 6-4 | 260
 Graduate/Senior
 Kittanning, Pa./Kittanning Senior
 Major: Health Policy & Administration (2nd degree)

» 2019

Season: Appeared in three games, making one start...One of 11 players to make their first career start...One of six players to have earned their degree before the 2019 season...Graduated with a degree in labor & employment relations in May 2019.

» 2019 GAME-BY-GAME

Receiving (Receptions-Yards-TD)
 IDAHO 0-0-0; BUFFALO 0-0-0; PITTSBURGH 0-0-0.

» BOWERS' CAREER STATISTICS & GAME HIGHS

	Att.-Yds.	Avg.	TD	LG	Rec.-Yds.	Avg.	TD	LG
2016	Did not see any game action.							
2017	-	-	-	-	1-15	15.0	1	15
2018	-	-	-	-	6-50	8.3	1	25
2019	-	-	-	-	-	-	-	-
CAREER	-	-	-	-	7-65	9.3	2	25

Receptions3; Twice: Last vs. Kentucky, 1/1/19
Receiving Yards32; vs. Kentucky, 1/1/19
Receiving Touchdowns1; Twice: Last vs. Kentucky, 1/1/19
Longest Reception25 yards; vs. Kentucky, 1/1/19

Note: Has one career tackle (vs. Michigan, 2018)



JAQUAN BRISKER 7
 Safety | 6-1 | 210
 Junior/Junior
 Pittsburgh, Pa./Gateway/Lackawanna College
 Major: Communication Arts & Sciences

» 2019

Season Appeared in three games...One of 25 players to make their Penn State debut.

Idaho (8/31): Assisted on one tackle. **Buffalo (9/7):** Collected seven tackles, including one tackle for loss.

» 2019 GAME-BY-GAME

Tackles (Solo-Assisted-Total)
 IDAHO 0-1-1; BUFFALO 3-4-7; PITTSBURGH 0-0-0.

» BRISKER'S CAREER STATISTICS & GAME HIGHS

	UA-A	TK	FF	FR	I	PBU	SACK	TFL
2019	3-5	8	-	-	-	-	-	1.0-8
CAREER	3-5	8	-	-	-	-	-	1.0-8

Tackles7; Buffalo, 9/7/19



ELLIS BROOKS 13
 Linebacker | 6-1 | 234
 Junior/Sophomore
 Mechanicsville, Va./Benedictine College Prep
 Major: Psychology

» 2019

Season: Appeared in three games.
Idaho (8/31): Made three stops. **Buffalo (9/7):** Registered two tackles. **Pittsburgh (9/14):** Recorded a tackle for loss and a QB hurry.

» 2019 GAME-BY-GAME

Tackles (Solo-Assisted-Total)
 IDAHO 1-2-3; BUFFALO 1-1-2; PITTSBURGH 1-0-1.

» BROOKS' CAREER STATISTICS & GAME HIGHS

	UA-A	TK	FF	FR	I	PBU	SACK	TFL
2018	19-11	30	-	-	1	-	0.5-2	1.5-3
2019	3-3	6	-	-	-	-	-	1.0-5
CAREER	22-14	36	-	-	1	-	0.5-2	2.5-8

Tackles6; at Illinois, 9/21/18
Tackles for Loss1.0; Twice: last Pittsburgh, 9/14/19
Sacks0.5; at Illinois, 9/21/18
Interceptions1; at Illinois, 9/21/18
Interception Return28 yards; at Illinois, 9/21/18



CAM BROWN 6
 Linebacker | 6-5 | 233
 Senior/Senior
 Burtonsville, Md./The Bullis School
 Major: Kinesiology

» 2019

Awards: Tabbed on the Butkus Award preseason watch list.

Season: Appeared in three games, including two starts...Was voted as a team captain.

Idaho (8/31): Recorded one solo tackle. **Buffalo (9/7):** Matched a career-high with 10 tackles...Forced and recovered a fumble in the first quarter...Tabbed the coaching staff's Defensive Player of the Week. **Pittsburgh (9/14):** Collected seven tackles...Made 1.5 tackles for loss, including a solo sack...Added a pass breakup and two QB hurries.

» 2019 GAME-BY-GAME

Tackles (Solo-Assisted-Total)
 IDAHO 1-0-1; BUFFALO 5-5-10; PITTSBURGH 3-4-7.

» C. BROWN'S CAREER STATISTICS & GAME HIGHS

	UA-A	TK	FF	FR	I	PBU	SACK	TFL
2016	14-19	33	-	-	-	-	0.5-1	1.5-2
2017	16-15	31	-	-	-	1	0.5-4	1.5-8
2018	41-22	63	3	-	-	6	2.0-8	6.5-22
2019	9-9	18	1	1	-	1	1.0-2	1.5-5
CAREER	80-65	145	4	1	-	8	4.0-15	11.0-37

Tackles10; Twice: Last Buffalo, 9/7/19
Sacks1.0; Twice: Last Pittsburgh, 9/14/19
Tackles for Loss2.0; Kent State, 9/15/18
Forced Fumbles1; Four Times: Last Buffalo, 9/7/19
Forced Recovered1; Buffalo, 9/7/19
Pass Breakups1; Eight Times: Last Pittsburgh, 9/14/19
Blocked Kicks1 (punt); Ohio State, 10/22/16
10+ Tackle Games2; Last: Buffalo, 9/7/19



DJ BROWN 24
 Cornerback | 5-10 | 183
 Junior/Sophomore
 College Park, Ga./Creekside
 Major: Criminology

» 2019

Season: Appeared in two games...One of 21 players to make their collegiate debut.

Idaho (8/31): Registered one tackle and one pass breakup.

» 2019 GAME-BY-GAME

Tackles (Solo-Assisted-Total)
 IDAHO 1-0-1; BUFFALO 0-0-0; PITTSBURGH 0-0-0.

» D. BROWN'S CAREER STATISTICS & GAME HIGHS

	UA-A	TK	FF	FR	I	PBU	SACK	TFL
2018	Did not see any game action							
2019	1-0	1	-	-	-	1	-	-
CAREER	1-0	1	-	-	-	1	-	-

Tackles1; Idaho, 8/31/19
Pass Breakups1; Idaho, 8/31/19



JOURNEY BROWN 4
 Running Back | 5-11 | 206
 Junior/Sophomore
 Meadville, Pa./Meadville
 Major: Recreation, Park & Tourism Management

» 2019

Season: Appeared in three games, making one start...One of 11 players to make their first career start.

Idaho (8/31): Rushed for 38 yards on five carries...Earned first career multi-touchdown game, finding the end zone on 2- and 23-yard runs...Caught two passes for 31 yards, including a career-long 18-yard reception.

Buffalo (9/7): Gained 28 yards on six carries...Blocked a punt in the third quarter. **Pittsburgh (9/14):** Rushed for 109 yards on 10 carries...Recorded first career 100-yard game...Had a career-long 85-yard run, the second-longest non-scoring run in program history (Blair Thomas 92-yard run vs. Syracuse, 1986)...Added a 16-yard catch...Selected as the Coaching Staff's Offensive Player of the Week.

» 2019 GAME-BY-GAME

Rushing (Carries-Yards-TD)
 IDAHO 5-38-2; BUFFALO 6-28-0; PITTSBURGH 10-109-0.

Receiving (Receptions-Yards-TD)
 IDAHO 2-31-0; BUFFALO 0-0-0; PITTSBURGH 1-16-0.

» J. BROWN'S CAREER STATISTICS & GAME HIGHS

	Att.-Yds.	Avg.	TD	LG	Rec.-Yds.	Avg.	TD	LG
2018	8-44	5.5	1	8	1-9	9	-	9
2019	21-175	8.3	2	85	3-47	15.7	-	18
CAREER	29-219	7.6	3	85	4-56	14.0	-	18

Rushing Attempts10; Pittsburgh, 9/14/19
Rushing Yards109; Pittsburgh, 9/14/19
Rushing Touchdowns2; Idaho, 8/31/19
Longest Rush85 yards; Pittsburgh, 9/14/19
100-yard Rushing Games1; Pittsburgh, 9/14/19
2 or More Rushing Touchdowns1; Idaho, 8/31/19

Receptions2; Idaho, 8/31/19
Receiving Yards31; Idaho, 8/31/19
Longest Reception18 yards; Idaho, 8/31/19

Note: Has one career tackle (at Illinois, 2018)...Has one career blocked punt (vs. Buffalo, 2019).



NOAH CAIN 21
Running Back | 5-10 | 206
Freshman/Freshman
Baton Rouge, La./IMG Academy (Fla.)
Major: Division of Undergraduate Studies

» **2019**
Season: Appeared in three games...One of 21 players to make their collegiate debut...One of 11 true freshman to play...Became the first PSU freshman with two rushing touchdowns in a season opener (vs. Idaho) since Stephfon Green vs. Coastal Carolina in 2008.

Idaho (8/31): Gained 44 yards on nine carries...Scored touchdowns on 3- and 9-yard runs...Was the first PSU freshman with two touchdowns in a game since Ricky Slade against Maryland in 2018...Became the first PSU freshman with two rushing touchdowns in a season opener since Stephfon Green scored twice vs. Coastal Carolina in 2008. **Buffalo (9/7):** Scored on a 2-yard run in the third quarter. **Pittsburgh (9/14):** Rushed for 40 yards on six carries...Found the end zone on a 13-yard run...Added a 13-yard reception.

» **2019 GAME-BY-GAME**

Rushing (Carries-Yards-TD)

IDAHO 9-44-2; BUFFALO 1-2-1; PITTSBURGH 6-40-1.

Receiving (Receptions-Yards-TD)

IDAHO 0-0-0; BUFFALO 0-0-0; PITTSBURGH 1-13-0.

» **CAIN'S CAREER STATISTICS & GAME HIGHS**

	Att.-Yds.	Avg.	TD	LG	Rec.-Yds.	Avg.	TD	LG
2019	10-46	4.6	3	9	-	-	-	-
CAREER	10-46	4.6	3	9	-	-	-	-

Rushing Attempts 9; Idaho, 8/31/19
Rushing Yards 44; Idaho, 8/31/19
Rushing Touchdowns 2; Idaho, 8/31/19
Longest Rush 9; Idaho, 8/31/19
2 or More Rushing Touchdowns 1; Idaho, 8/31/19

Receptions 1; Pittsburgh, 9/14/19
Receiving Yards 13; Pittsburgh, 9/14/19
Longest Rush 13; Pittsburgh, 9/14/19



WESTON CARR 23
Wide Receiver | 6-2 | 202
Graduate/Senior
Benicia, Calif./Benicia
Major: Educational Leadership (master's)

» **2019**
Season: Appeared in one game...One of 24 players to make their Penn State debut...Graduate transfer from Azusa Pacific...Graduated with a degree in sociology.

Idaho (8/31): Caught three passes for 27 yards in his Nittany Lion debut.

» **2019 GAME-BY-GAME**

Receiving (Receptions-Yards-TD)

IDAHO 3-27-0; BUFFALO DNP; PITT DNP.

» **CARR'S CAREER STATISTICS & GAME HIGHS**

	Att.-Yds.	Avg.	TD	LG	Rec.-Yds.	Avg.	TD	LG
2016*	1-(-7)	-7.0	-	-7	48-905	18.9	9	85
2017*	-	-	-	-	86-1458	16.9	15	87
2018*	1-(-6)	-6.0	-	-6	33-644	19.5	12	75
2019	-	-	-	-	3-27	9.0	-	11
CAREER	2-(-13)	-6.5	-	-6	170-3032	17.8	36	87

Receptions 13; Humboldt State, 9/9/17*
Receiving Yards 203; Colorado Mesa, 11/11/17*
Receiving Touchdowns 4; Central Washington, 10/29/16*
Long Reception 87; Colorado Mesa, 11/11/17*

Rushing Attempts 1; Twice, Last: at Tarleton State, 11/17/18*
Rushing Yards -6; at Tarleton State, 11/17/18*
Longest Rush -6 yards; at Tarleton State, 11/17/18*

*Played at Azusa Pacific (2016-18).



TARIQ CASTRO-FIELDS 5
Cornerback | 6-0 | 197
Junior/Junior
Upper Marlboro, Md./Riverdale Baptist School
Major: Sociology

» **2019**
Season: Made three starts.

Idaho (8/31): Registered three tackles, including a tackle for loss. **Buffalo (9/7):** Recorded a career-best eight tackles, including one for loss...Added two pass breakups. **Pittsburgh (9/14):** Made five stops...Had a solo tackle for loss.

» **2019 GAME-BY-GAME**

Tackles (Solo-Assisted-Total)

IDAHO 3-0-3; BUFFALO 6-2-8; PITTSBURGH 3-2-5.

» **CASTRO-FIELDS' CAREER STATISTICS & GAME HIGHS**


	UA-A	TK	FF	FR	I	PBU	SACK	TFL
2017	9-1	10	1	-	1	3	-	2.0-8
2018	21-11	32	-	-	-	7	1.0-2	5.0-8
2019	12-4	16	-	-	-	2	-	3.0-4
CAREER	42-16	58	1	-	1	12	1.0-2	10.0-20

Tackles 8; Buffalo, 9/7/19
Tackles for Loss 1.5; Twice: Last vs. Kentucky, 1/1/19
Sacks 1.0; vs. Kentucky, 1/1/19
Forced Fumbles 1; at Maryland, 11/25/17
Interceptions 1; Georgia State, 9/16/17
Pass Breakups 3; at Michigan State, 11/4/17



DAN CHISENA 88
Wide Receiver | 6-3 | 202
5th year/Senior
Downingtown, Pa./Downingtown East
Major: Security and Risk Analysis

» **2019**
Season: Appeared in two games...Earned a scholarship at the 2019 Blue-White game following a touchdown catch.



MAX CHIZMAR 50
Linebacker | 6-2 | 230
Junior/Sophomore
Mars, Pa./Mars
Major: Corporate Innovation and Entrepreneurship

» **2019**
Season: Appeared in two games.
Idaho (8/31): Assisted on one tackle. **Buffalo (9/7):** Made two stops. **Pittsburgh (9/14):** Named the Coaching Staff's Developmental Squad Defensive Player of the Week.

» **2019 GAME-BY-GAME**

Tackles (Solo-Assisted-Total)

IDAHO 0-1-1; BUFFALO 0-2-2; PITTSBURGH DNP.

» **CHIZMAR'S CAREER STATISTICS & GAME HIGHS**

	UA-A	TK	FF	FR	I	PBU	SACK	TFL
2018	0-1	1	-	-	-	-	-	-
2019	0-3	3	-	-	-	-	-	-
CAREER	0-4	4	-	-	-	-	-	-

Tackles 2; Buffalo, 9/7/19



SEAN CLIFFORD 14
Quarterback | 6-2 | 216
Junior/Sophomore
Cincinnati, Ohio/Saint Xavier
Major: Advertising and Public Relations

» **CAREER NOTES & RECORDS**

Game: Connected with Daniel George for a 98-yard touchdown pass against Kent State (9/15/18) for the longest pass play and longest play from scrimmage in program history...Broke the previous longest pass record of 92 yards from Bill Hess to Bob Higgins in 1919...Broke the longest play from scrimmage record, set four different times on 92-yard plays, most recently a 92-yard run by Saquon Barkley vs. Washington in the 2017 Fiesta Bowl.

» **2019**

Season: Made three starts...Was voted as a team captain...One of 11 Nittany Lions to make their first career start...Has completed 14 passes of 20 or more yards.

Idaho (8/31): Threw for 280 yards while completing 14-of-23 passes...Connected with KJ Hamler for two touchdown passes (36 and 21 yards)...Completed seven passes of 20 or more yards...Added 57 yards on seven carries, including a 25-yard run...Helped the Nittany Lion offense to 673 total yards. **Buffalo (9/7):** Completed 16-of-22 passes for 279 yards and four touchdowns...Connected with Jahan Dotson and Pat Freiermuth for two touchdowns each...Had five completions of 20 or more yards...Had a career-best 58-yard run in the third quarter...Became the 16th Nittany Lion quarterback to throw for at least four touchdowns in a game. **Pittsburgh (9/14):** Threw for 222 yards on 14-of-30 passing...Set a career high with 30 pass attempts...Completions included a 53-yard pass to KJ Hamler and a 40-yard throw to Ricky Slade.

» **2019 GAME-BY-GAME**

Passing (Comp-Att-Yds-TD-INT)

IDAHO 14-23-280-2-0; BUFFALO 16-22-279-4-0; PITTSBURGH 14-30-222-0-0.

Rushing (Carries-Yards-TD)

IDAHO 7-58-0; BUFFALO 11-51-0; PITTSBURGH 7-5-0.

» **CLIFFORD'S CAREER PASSING STATISTICS & GAME HIGHS**

	C-A	Yds.	%	TD-INT	YPG	LG
2018	5-7	195	71.4	2-0	48.8	95
2019	44-75	781	58.7	6-0	260.3	56
CAREER	49-82	976	59.8	8-0	139.4	95

Pass Completions 16; Buffalo, 9/7/19
Pass Attempts 30; Pittsburgh, 9/14/19
Passing Yards 280; Idaho, 8/31/19
Passing Touchdowns 4; Buffalo, 9/7/19
Long Pass 95 yards; Kent State, 9/15/18
20-yard or Longer Completions 7; Idaho, 8/31/19
200-yard Passing Games 3; Last Pittsburgh, 9/14/19
2 or more Passing Touchdowns 2; Last Buffalo, 9/7/19

» **CLIFFORD'S CAREER RUSHING STATISTICS & GAME HIGHS**

	Att.-Yds.	Avg.	TD	LG	Rec.-Yds.	Avg.	TD	LG
2018	5-(-3)	-0.6	-	6	-	-	-	-
2019	25-113	4.5	-	58	-	-	-	-
CAREER	30-110	3.7	-	58	-	-	-	-

Rushing Attempts 11; Buffalo, 9/7/19
Rushing Yards 57; Idaho, 8/31/19
Longest Rush 58 yards; Buffalo, 9/7/19



JUDGE CULPEPPER 77
 Defensive Tackle | 6-4 | 284
 Sophomore/Freshman
 Tampa, Fla./H.B. Plant
 Major: Business Administration

» 2019
Season: Appeared in three games...One of 21 players to make their collegiate debut.

Buffalo (9/7): Assisted on one tackle.
 » 2019 GAME-BY-GAME
Tackles (Solo-Assisted-Total)
 IDAHO 0-0-0; BUFFALO 0-1-1; PITTSBURGH 0-0-0.

» CULPEPPER'S CAREER STATISTICS & GAME HIGHS

	UA-A	TK	FF	FR	I	PBU	SACK	TFL
2019	0-1	1	-	-	-	1	-	-
CAREER	0-1	1	-	-	-	1	-	-

Tackles 1; Buffalo, 8/31/19



LANCE DIXON 10
 Linebacker | 6-2 | 213
 Freshman/Freshman
 West Bloomfield, Mich./West Bloomfield
 Major: Division of Undergraduate Studies

» 2019
Season: Appeared in three games...One of 21 players to make their collegiate debut...One of 11 true freshman to play.

Idaho (8/31): Assisted on two tackles.
 » 2019 GAME-BY-GAME
Tackles (Solo-Assisted-Total)
 IDAHO 0-2-2; BUFFALO 0-0-0; PITTSBURGH 0-0-0.

» DIXON'S CAREER STATISTICS & GAME HIGHS

	UA-A	TK	FF	FR	I	PBU	SACK	TFL
2019	0-2	2	-	-	-	-	-	-
CAREER	0-2	2	-	-	-	-	-	-

Tackles 2; Idaho, 8/31/19



JAHAN DOTSON 5
 Wide Receiver | 5-11 | 175
 Sophomore/Sophomore
 Nazareth, Pa./Nazareth Area
 Major: Division of Undergraduate Studies

» 2019
Season: Made three starts.
Idaho (8/31): Hauled in a 13-yard reception. **Buffalo (9/7):** Tied a career high with four receptions and set a career high with 109 receiving yards...Caught two touchdowns, including a 28-yard reception in the first quarter and a career-long 56 yard catch in the fourth quarter...Tabbed the coaching staff's Offensive Player of the Week. **Pittsburgh (9/14):** Made two grabs for 21 yards.

» 2019 GAME-BY-GAME
Receiving (Receptions-Yards-TD)
 IDAHO 1-13-0; BUFFALO 4-109-2; PITTSBURGH 2-21-0.

» DOTSON'S CAREER STATISTICS & GAME HIGHS

	Att.-Yds.	Avg.	TD	LG	Rec.-Yds.	Avg.	TD	LG
2018	-	-	-	-	13-203	15.6	-	35
2019	-	-	-	-	7-143	20.4	2	56
CAREER	-	-	-	-	20-347	17.4	2	56

Receptions 4; Twice: Last Buffalo, 9/7/19
Receiving Yards 109; Buffalo, 9/7/19
Receiving Touchdowns 2; Buffalo, 9/7/19
Long Reception 56 yards; Buffalo, 9/7/19
100-yard Receiving Games 1; Buffalo, 9/7/19
2 or more Receiving Touchdowns 1; Buffalo, 9/7/19

NOTE: Has one career punt return (-2 yards vs. Kent State, 2018).



BRYCE EFFNER 72
 Offensive Line | 6-5 | 297
 Sophomore/Freshman
 Aurora, Ill./Metea Valley
 Major: Division of Undergraduate Studies

» 2019
Season: Appeared in one game.



KEATON ELLIS 2
 Cornerback | 5-11 | 190
 Freshman/Freshman
 State College, Pa./State College Area
 Major: Division of Undergraduate Studies

» 2019
Season: Appeared in three games...One of 21 players to make their collegiate debut this season...One of 11 true freshmen to play.

Idaho (8/31): Broke up a pass. **Buffalo (9/7):** Assisted on a tackle... Added a pass breakup. **Pittsburgh (9/14):** Recorded a solo tackle.

» 2019 GAME-BY-GAME
Tackles (Solo-Assisted-Total)
 IDAHO 0-0-0; BUFFALO 0-1-1; PITTSBURGH 1-0-1.

» ELLIS' CAREER STATISTICS & GAME HIGHS

	UA-A	TK	FF	FR	I	PBU	SACK	TFL
2019	1-1	2	-	-	-	2	-	-
CAREER	1-1	2	-	-	-	2	-	-

Tackles 1; Twice: Last Pittsburgh, 9/14/19
Pass Breakups 1; Twice: Last Buffalo, 9/7/19



NICK EURY 40
 Running Back | 5-9 | 212
 Senior/Junior
 Shavertown, Pa./Lake-Lehman
 Major: Agribusiness Management

» 2019
Season: Appeared in one game.
Idaho (8/31): Gained 44 yards on six carries...Scored on an 8-yard run in the fourth quarter...Selected as the Coaching Staff's Developmental Squad Special Teams Player of the Week.

» 2019 GAME-BY-GAME
Rushing (Carries-Yards-TD)
 IDAHO 6-44-1; BUFFALO DNP; PITTSBURGH DNP.

» EURY'S CAREER STATISTICS & GAME HIGHS

	Att.-Yds.	Avg.	TD	LG	Rec.-Yds.	Avg.	TD	LG
2017	1-4	4.0	-	4	-	-	-	-
2018	-	-	-	-	-	-	-	-
2019	6-44	7.3	1	10	-	-	-	-
CAREER	7-48	6.9	1	10	-	-	-	-

Rushing Attempts 6; Idaho, 8/31/19
Rushing Yards 44; Idaho, 8/31/19
Rushing Touchdowns 1; Idaho, 8/31/19
Longest Rush 10; Idaho, 8/31/19



DEVYN FORD 28
 Running Back | 5-11 | 194
 Freshman/Freshman
 Stafford, Va./North Stafford
 Major: Division of Undergraduate Studies

» 2019
Season: Appeared in three games...One of 21 players to make their collegiate debut...One of 11 true freshmen to play...Became the first PSU freshman to rush for 100 yards in a game since Saquon Barkley against Michigan State in 2018...Became the first PSU freshman to rush for 100 yards in a season opener since Curt Warner vs. Rutgers in 1979.

Idaho (8/31): Rushed for 107 yards on six carries...Scored on an 81-yard run in the second quarter...Added three catches for 6 yards...Became the first PSU freshman to rush for 100 yards in a game since Saquon Barkley against Michigan State in 2018...Became the first PSU freshman to rush for 100 yards in a season opener since Curt Warner vs. Rutgers in 1979. **Buffalo (9/7):** Had a 1-yard carry. **Pittsburgh (9/14):** Gained 9 yards on five carries...Scored on a 1-yard run...Added a 9-yard grab.

» 2019 GAME-BY-GAME
Rushing (Carries-Yards-TD)
 IDAHO 6-107-1; BUFFALO 1-1-0; PITTSBURGH 5-9-1.

Receiving (Receptions-Yards-TD)
 IDAHO 3-6-0; BUFFALO 0-0-0; PITTSBURGH 1-9-0.

» FORD'S CAREER STATISTICS & GAME HIGHS

	Att.-Yds.	Avg.	TD	LG	Rec.-Yds.	Avg.	TD	LG
2019	12-117	9.8	2	81	4-15	3.8	-	9
CAREER	12-117	9.8	2	81	4-15	3.8	-	9

Rushing Attempts 6; Idaho, 8/31/19
Rushing Yards 107; Idaho, 8/31/19
Rushing Touchdowns 1; Twice: Last Pittsburgh, 9/14/19
Longest Rush 81 yards; Idaho, 8/31/19
100-yard Rushing Games 1; Idaho, 8/31/19

Receptions 3; Idaho, 8/31/19
Receiving Yards 9; Pittsburgh, 9/14/19
Longest Reception 9; Pittsburgh, 9/14/19



PAT FRIERMUTH 87
 Tight End/H-Back | 6-5 | 256
 Sophomore/Sophomore
 Merrimac, Mass./Brooks School
 Major: Division of Undergraduate Studies

» CAREER NOTES & RECORDS
Career: Ranks 17th all-time at Penn State, and is tied for third among tight ends, with 10 career touchdowns.

Season: 2018: Caught eight touchdowns, ranking No. 2 among tight ends and tied for No. 10 overall in season receiving touchdowns...Set the program record for most receiving touchdowns by a freshman tight end(8).

Game: Is one of three freshmen (four occasions) in program history to have two touchdown receptions in a game (vs. Rutgers, 2018), joining Kyle Brady (vs. Cincinnati, 1991) and Deon Butler (vs. Central Michigan & Wisconsin, 2005).

» 2019
Awards: Was selected as the John Mackey Award Tight End of the Week following the Buffalo (9/7) game...Tabbed to the Pro Football Focus Big Ten Team of the Week after his performance against Buffalo (9/7)...Named to the preseason Mackey Award watch list.

Season: Made three starts...Was voted as a team captain...Has caught a pass in 15-straight games, dating back to the Pitt (9/8/18) game.

Idaho (8/31): Caught a 25-yard pass in the second quarter. **Buffalo (9/7):** Hauled in a career-best eight receptions for a career-high 99 yards... Tied a career best with two touchdown catches...Selected as the coaching staff's Offensive Player of the Week. **Pittsburgh (9/14):** Made a 16-yard grab.

» 2019 GAME-BY-GAME


Receiving (Receptions-Yards-TD)

IDAHO 1-25-0; BUFFALO 8-99-2; PITTSBURGH 1-16-0.

» FREIERMUTH'S CAREER STATISTICS & GAME HIGHS

	Att.-Yds.	Avg.	TD	LG	Rec.-Yds.	Avg.	TD	LG
2018	-	-	-	-	26-368	14.2	8	27
2019	-	-	-	-	10-140	14.0	2	28
CAREER	-	-	-	-	36-508	14.1	10	28

Receptions 8; Buffalo, 9/7/19
Receiving Yards 99; Buffalo, 9/7/19
Receiving Touchdowns 2; Twice: Last Buffalo, 9/7/19
Long Reception 28 yards; Buffalo, 9/7/19



WILL FRIES

71

Offensive Line | 6-6 | 313
 Senior/Junior
 Cranford, N.J./Cranford
 Major: Economics

» 2019

Season: Made three starts this season at right tackle.

Idaho (8/31): Helped the Nittany Lions to gain 673 total yards, their third-most in a game since 1947...Sprung Nittany Lion rushers for 331 yards and seven touchdowns...Did not allow a sack while helping Sean Clifford to throw for 280 yards and two touchdowns and Will Lewis to throw for 62 yards and a score...Aided Penn State to earn 35 first downs. **Buffalo (9/7):** Led the way for the Penn State offense to gain 357 total yards...Protected Sean Clifford as he threw for 279 yards and four touchdowns...Helped the Nittany Lions to score 38 points in the second half, including 28 in the third quarter. **Pittsburgh (9/14):** Helped the Nittany Lions to gain 389 yards, including 222 through the air...Led the way for Journey Brown's first career 100-yard game...Paved the way for rushing scores by Noah Cain and Devyn Ford...Tabbed the Coaching Staff's Offensive Player of the Week.



DANIEL GEORGE

11

Wide Receiver | 6-2 | 220
 Sophomore/Freshman
 Fort Washington, Md./Oxon Hill
 Major: Division of Undergraduate Studies

» CAREER NOTES & RECORDS

Game: Hauled in a 98-yard touchdown pass from Sean Clifford against Kent State (9/15/18) for the longest pass play and longest play from scrimmage in program history...Broke the previous longest pass record of 92 yards yards from Bill Hess to Bob Higgins in 1919...Broke the longest play from scrimmage record, set four different times on 92-yard plays, most recently a 92-yard run by Saquon Barkley vs. Washington in the 2017 Fiesta Bowl...Tied for the longest reception in the FBS in 2018.

» 2019

Season: Appeared in two games.

Idaho (8/31): Hauled in two receptions for 28 yards, including a 20-yard reception.

» 2019 GAME-BY-GAME

Receiving (Receptions-Yards-TD)

IDAHO 2-28-0; BUFFALO 0-0-0; PITTSBURGH DNP.

» GEORGE'S CAREER STATISTICS & GAME HIGHS

	Att.-Yds.	Avg.	TD	LG	Rec.-Yds.	Avg.	TD	LG
2018	-	-	-	-	2-112	56.0	1	95
2019	-	-	-	-	2-28	14.0	-	20
CAREER	-	-	-	-	4-140	35.0	1	95

Receptions 2; Idaho, 8/31/19
Receiving Yards 95; Kent State, 9/15/18
Receiving Touchdowns 1; Kent State, 9/15/18
Long Reception 95 yards; Kent State, 9/15/18



BLAKE GILLIKIN

93

Punter/Kicker | 6-2 | 196
 Senior/Senior
 Smyrna, Ga./The Westminster Schools
 Major: Kinesiology

» CAREER NOTES & RECORDS

Career: Ranks No. 1 on Penn State's career punting average charts (43.17 ypp)...Has 39 career punts downed inside the opponent's 10-yard line (seven in 2016, 18 in 2017, 12 in 2018, 2 in 2019)...Is the only player in program history with six punts of 65 or more yards...Is the only player in PSU history with three 70-plus yard punts in a season or career.

Season: 2018: Set a program record with a 44.0 punting average. **2017:** Ranks No. 5 in program history with a 43.2 punting average. **2016:** Broke the Penn State freshman season punting average record with 42.8 yards per punt, surpassing the record set by Jeremy Kapinos in 2003 (41.9)...Ranks No. 9 on Penn State's single-season punting average chart with a 42.8 average.

Game: Set the Penn State freshman record for punting average in a game with five kicks for an average of 50.8 yards in the Rose Bowl against USC (1/2/17)...Hit a career-long punt of 74 yards against Michigan (11/3/18), which is tied with Anthony Fera (2010 vs. Iowa) for the fourth-longest punt in program history...Hit a 70-yard punt at Rutgers (11/17/18), the ninth-longest in program history...His 48.7 punt average at Rutgers is tied with Jeremy Kapinos (vs. Boston College, 2003) for the 11th-best in program history...Averaged 51.2 yards per punt in the Citrus Bowl against Kentucky (1/1/19), Penn State's fifth-highest game punting average...Hit a 71-yard punt against Kentucky (1/1/19), which is tied for the seventh-longest punt in program history with Joe Colone at Syracuse in 1946 and John Bruno Jr. vs. Boston College in 1985.

Bowl: Averaged 51.2 yards per punt in the Citrus Bowl vs. Kentucky (1/1/19), which ranks second in Penn State bowl history behind Jeremy Boone's 51.4 average in the 2007 Alamo Bowl...Hit a 71-yard punt in the Citrus Bowl, the longest punt in the program's bowl history, breaking the record of 68 yards by Bob Campbell in the 1967 Gator Bowl.

» 2019

Awards: Selected for the Ray Guy Award Ray's 8 Team following his performance vs. Pittsburgh (9/14)...Named to the preseason Ray Guy Award watch list...Was a nominee for the Allstate AFCA Good Works Team...Tabbed for the William V. Campbell Trophy watch list.

Season: Appeared in three games...Was voted as a team captain.

Idaho (8/31): Hit a 32-yard punt, which was fair caught at the Idaho 15. **Buffalo (9/7):** Averaged 41.2 yards per punt, including a 51-yard punt in the first quarter...Landed two punts inside the 20, including one at the Buffalo 4. **Pittsburgh (9/14):** Averaged 42.4 yards on seven punts...Landed a career-high six punts inside the 20 and one inside the 10...Hit a 53-yard punt in the second quarter.

» GILLIKIN'S CAREER PUNTING STATISTICS & GAME HIGHS

	Punts	Yards	Avg.	I-20	FC	50+	LG	BLK
2016	61	2,611	42.8	22	18	13	69	--
2017	52	2,244	43.2	26	16	14	57	1
2018	64	2,813	44.0	20	13	15	74	2
2019	13	535	41.2	9	6	2	53	1
CAREER	190	8,203	43.2	77	53	44	74	4

Punt Attempts 8; Three Times: Last at Michigan, 11/3/18
Punt Yards 370; at Michigan, 11/3/18
Punt Average 51.2; vs. Kentucky, 1/1/19
Longest Punt 74; at Michigan, 11/3/18
Punts Inside the 20 6; Pittsburgh, 9/14/19
Punts Inside the 10 3; Five Times: Last at Pittsburgh, 9/8/18
60+ yard punts 6; Last at Rutgers (67/70), 11/17/18
70+ yard punts 2; Last at Rutgers (70), 11/17/18

NOTE: Has one career rush for -10 yards (at Indiana, 2018)...Has two career tackles (vs. USC, 2016 and at Michigan, 2018).



STEVEN GONZALEZ

74

Offensive Line | 6-4 | 341
 Graduate Student/Senior
 Union City, N.J./Union City
 Major: Rehabilitation and Human Services

» 2019

Awards: Named to the Pro Football Focus second-team Big Ten Team of the Week following his performance vs. Pitt (9/14).

Season: Made three starts at left guard...One of six players to have earned their degree entering the 2019 season...Graduated with a degree in history in December 2018.

Idaho (8/31): Helped the Nittany Lions to gain 673 total yards, their third-most in a game since 1947...Sprung Nittany Lion rushers for 331 yards and seven touchdowns...Did not allow a sack while helping Sean Clifford to throw for 280 yards and two touchdowns and Will Lewis to throw for 62 yards and a score...Aided Penn State to earn 35 first downs. **Buffalo (9/7):** Led the way for the Penn State offense to gain 357 total yards...Protected Sean Clifford as he threw for 279 yards and four touchdowns...Helped the Nittany Lions to score 38 points in the second half, including 28 in the third quarter. **Pittsburgh (9/14):** Helped the Nittany Lions to gain 389 yards, including 222 through the air...Led the way for Journey Brown's first career 100-yard game...Paved the way for rushing scores by Noah Cain and Devyn Ford.



TRENT GORDON

19

Cornerback | 5-11 | 184
 Sophomore/Freshman
 Spring, Texas/Manvel
 Major: Division of Undergraduate Studies

» 2019

Season: Appeared in three games.

Idaho (8/31): Recorded two tackles and a pass breakup. **Buffalo (9/7):** Collected three tackles. **Pittsburgh (9/14):** Made three stops.

» 2019 GAME-BY-GAME


Tackles (Solo-Assisted-Total)

IDAHO 2-0-2; BUFFALO 2-1-3; PITTSBURGH 1-2-3.

» GORDON'S CAREER STATISTICS & GAME HIGHS

	UA-A	TK	FF	FR	I	PBU	SACK	TFL
2018	0-1	1	-	-	-	-	-	-
2019	5-3	8	-	-	-	1	-	-
CAREER	5-4	9	-	-	-	1	-	-

Tackles 3; Twice: Last Pittsburgh, 9/14/19
Pass Breakups 1; Idaho, 8/31/19



C.J. HOLMES 48
 Safety | 6-0 | 216
 Junior/Sophomore
 Hamden, Conn./Cheshire Academy/Notre Dame
 Major: African American Studies

» 2019
Season: Appeared in two games...One of 25 players to make their Penn State debut.



DES HOLMES 75
 Offensive Line | 6-5 | 315
 Junior/Sophomore
 Norristown, Pa./Cardinal O'Hara
 Major: Journalism

» 2019
Season: Appeared in three games.



ADISA ISAAC 20
 Defensive End | 6-4 | 241
 Freshman/Freshman
 Brooklyn, N.Y./Canarsie
 Major: Division of Undergraduate Studies

» 2019
Season: Appeared in two games...One of 21 players to make their collegiate debut...One of 11 true freshmen to play.

Idaho (8/31): Made three stops, including one solo...Assisted on a tackle for loss. **Buffalo (9/7):** Assisted on two tackles.

» 2019 GAME-BY-GAME

Tackles (Solo-Assisted-Total)
 IDAHO 1-2-3; BUFFALO 0-2-2; PITTSBURGH DNP.

» ISAAC'S CAREER STATISTICS & GAME HIGHS

	UA-A	TK	FF	FR	I	PBU	SACK	TFL
2019	1-4	5	-	-	-	-	-	0.5-1
CAREER	1-4	5	-	-	-	-	-	0.5-1

Tackles 3; Idaho, 8/31/19
Tackles For Loss 0.5; Idaho, 8/31/19



DONOVAN JOHNSON 3
 Cornerback | 5-9 | 185
 Junior/Sophomore
 Detroit, Mich./Cass Tech
 Major: Rehabilitation and Human Services

» 2019
Season: Appeared in two games.

Buffalo (9/7): Recorded two tackles. **Pittsburgh (9/14):** Registered four tackles, including three solo.

» 2019 GAME-BY-GAME

Tackles (Solo-Assisted-Total)
 IDAHO DNP; BUFFALO 1-1-2; PITTSBURGH 3-1-4.

» D. JOHNSON'S CAREER STATISTICS & GAME HIGHS

	UA-A	TK	FF	FR	I	PBU	SACK	TFL
2018	9-3	12	-	-	-	3	-	-
2019	4-2	6	-	-	-	-	-	-
CAREER	13-5	18	-	-	-	3	-	-

Tackles 4; Twice: Last Pittsburgh, 9/14/19
Pass Breakups 1; Three Times: Last at Indiana, 10/20/18



JAN JOHNSON 36
 Linebacker | 6-2 | 231
 Graduate Student/Senior
 Mohnton, Pa./Governor Mifflin
 Major: Health Policy and Administration (3rd degree)

» 2019
Awards: Named to the Pro Football Focus National and Big Ten Teams of the Week following his performance vs. Pitt (9/14).

Season: Made three starts...Was voted as a team captain...One of five players to have earned their degree entering the 2019 season...Graduated with his degree in psychology in August 2018...Graduated with his master's degree in management and organizational leadership in May 2019...Earned a scholarship on October 18, 2018.

Idaho (8/31): Registered two tackles. **Buffalo (9/7):** Set a career high with 14 tackles, including nine in the first half. **Pittsburgh (9/14):** Collected five tackles, including four solo...Earned his first career sack... Forced a fumble in the fourth quarter, the first in his career.

» 2019 GAME-BY-GAME

Tackles (Solo-Assisted-Total)
 IDAHO 1-1-2; BUFFALO 1-13-14; PITTSBURGH 4-1-5.

» J. JOHNSON'S CAREER STATISTICS & GAME HIGHS

	UA-A	TK	FF	FR	I	PBU	SACK	TFL
2016	1-1	2	-	-	-	-	-	-
2017	6-6	12	-	-	-	-	-	1.0-1
2018	42-30	72	-	-	1	1	0.5-1	1.5-4
2019	6-13	19	1	-	-	-	1.0-5	1.0-5
CAREER	55-52	107	1	-	1	1	1.5-6	3.5-10

Tackles 14; Buffalo, 9/7/19
Tackles for Loss 1.0; Three Times: Last Pittsburgh, 9/14/19
Sacks 1.0; Pittsburgh, 9/14/19
Interceptions 1; at Illinois, 9/21/18
Pass Breakups 1; at Michigan, 11/3/18
10+ Tackle Games 3; Last: Buffalo, 9/7/19

Note: Has one career kickoff return for 7 yards (Nebraska, 2018).



DANIEL JOSEPH 49
 Defensive End | 6-3 | 260
 Senior/Junior
 Brampton, Ont./Lake Forest Academy (Ill.)
 Major: Labor & Employment Relations

» 2019
Season: Appeared in three games.

Idaho (8/31): Recorded two tackles, including a solo sack. **Buffalo (9/7):** Assisted on two tackles...Registered a half-tackle for loss.

» 2019 GAME-BY-GAME

Tackles (Solo-Assisted-Total)
 IDAHO 1-1-2; BUFFALO 0-2-2; PITTSBURGH 0-0-0.

» JOSEPH'S CAREER STATISTICS & GAME HIGHS

	UA-A	TK	FF	FR	I	PBU	SACK	TFL
2017	5-5	10	1	-	-	-	2.5-9	2.5-9
2018	4-8	12	-	1	-	1	1.0-9	1.0-9
2019	1-3	4	-	-	-	-	1.0-2	1.5-3
CAREER	10-16	26	1	1	-	1	4.5-20	5.0-21

Tackles 4; Twice: Last at Pittsburgh, 9/8/18
Tackles for Loss 2.0; Georgia State, 9/16/17
Sacks 1.0; Three Times: Last Idaho, 8/31/19
Forced Fumbles 1; Georgia State, 9/16/17
Fumble Recoveries 1; at Rutgers, 11/17/18
Pass Breakups 1; Kent State, 9/15/18



CHARLIE KATSHIR 45
 Linebacker | 6-3 | 229
 Sophomore/Freshman
 Camp Hill, Pa./Cumberland Valley
 Major: Division of Undergraduate Studies

» 2019
Season: Appeared in three games...One of 21 players to make their collegiate debut.



HUNTER KELLY 68
 Offensive Line/Defensive Line | 6-2 | 309
 Senior/Junior
 Langhorne, Pa./Neshaminy
 Major: Journalism

» 2019
Season: Appeared in one game.



ZACK KUNTZ 82
 Tight End/H-Back | 6-7 | 243
 Sophomore/Freshman
 Camp Hill, Pa./Camp Hill
 Major: Division of Undergraduate Studies

» 2019
Season: Appeared in three games.

Idaho (8/31): Made an 8-yard grab.

» 2019 GAME-BY-GAME

Receiving (Receptions-Yards-TD)
 IDAHO 1-8-0; BUFFALO 0-0-0; PITTSBURGH 0-0-0.

» KUNTZ'S CAREER OFFENSIVE STATISTICS & GAME HIGHS

	Att.-Yds.	Avg.	TD	LG	Rec.-Yds.	Avg.	TD	LG
2018	-	-	-	-	1-8	8.0	-	8
2019	-	-	-	-	1-8	8.0	-	8
CAREER	-	-	-	-	2-16	8.0	-	8

Receptions 1; Twice: Last Idaho, 8/31/19
Receiving Yards 8; Twice: Last Idaho, 8/31/19
Longest Reception 8 yards; Twice: Last Idaho, 8/31/19



WILL LEWIS 7
 Quarterback | 6-3 | 229
 Sophomore/Freshman
 Madison, Conn./Xavier
 Major: Division of Undergraduate Studies

» 2019
Season: Appeared in three games...One of 21 players to make their collegiate debut.

Idaho (8/31): Threw for 62 yards, completing 11-of-14 passes... Completed a 4-yard touchdown pass to Brenton Strange...Rushed for 21 yards on five carries.

» 2019 GAME-BY-GAME

Passing (Comp-Att-Yds-TD-INT)
 IDAHO 11-14-62-1-0; BUFFALO 0-0-0-0-0; PITTSBURGH DNP.

Rushing (Carries-Yards-TD)
 IDAHO 5-21-0; BUFFALO 0-0-0; PITTSBURGH DNP.

» LEWIS' CAREER PASSING STATISTICS & GAME HIGHS

	C-A	Yds.	%	TD-INT	YPG	LG
2019	11-14	62	78.9	1-0	62.0	11
CAREER	11-14	62	78.9	1-0	31.0	11

Pass Completions 11; Idaho, 8/31/19
Pass Attempts 14; Idaho, 8/31/19
Passing Yards 62; Idaho, 8/31/19
Passing Touchdowns 1; Idaho, 8/31/19
Long Pass 11; Idaho, 8/31/19

» LEVIS' CAREER RUSHING STATISTICS & GAME HIGHS

	Att.-Yds.	Avg.	TD	LG	Rec.-Yds.	Avg.	TD	LG
2019	5-21	4.2	-	12	-	-	-	-
CAREER	5-21	4.2	-	12	-	-	-	-

Rushing Attempts.....:5; Idaho, 8/31/19
 Rushing Yards.....:21; Idaho, 8/31/19
 Longest Rush.....:12; Idaho, 8/31/19



JESSE LUKETA 40

Linebacker | 6-3 | 247
 Sophomore/Sophomore
 Ottawa, Ont./Mercyhurst Prep (Pa.)
 Major: Criminology

» 2019

Season: Appeared in three games, making one start...One of 11 Nittany Lions to make their first career start.

Idaho (8/31): Collected three tackles, including one solo...Assisted on a tackle for loss...Broke up a pass. **Buffalo (9/7):** Posted two tackles. **Pittsburgh (9/14):** Registered two tackles...Added a pass breakup.

» 2019 GAME-BY-GAME

Tackles (Solo-Assisted-Total)
 IDAHO 1-1-2-3; BUFFALO 0-2-2; PITTSBURGH 1-1-2.

» LUKETA'S CAREER STATISTICS & GAME HIGHS

	UA-A	TK	FF	FR	I	PBU	SACK	TFL
2018	5-2	7	-	-	-	-	-	-
2019	2-5	7	-	-	-	2	-	0.5-1
CAREER	7-7	14	-	-	-	2	-	0.5-1

Tackles.....:3; Twice: Last Idaho, 8/31/19
 Tackles for Loss.....:0.5; Pittsburgh, 9/14/19
 Pass Breakups.....:1; Twice: Last Pittsburgh, 9/14/19



ISAAC LUTZ 85

Wide Receiver | 5-11 | 193
 Senior/Junior
 Reading, Pa./Berks Catholic
 Major: Accounting

» 2019


Season: Appeared in three games.

Buffalo (9/7): Tabbed the coaching staff's Special Teams Player of the Week.

» LUTZ'S CAREER STATISTICS & GAME HIGHS

	UA-A	TK	FF	FR	I	PBU	SACK	TFL
2017	-	-	-	-	-	-	-	-
2018	0-2	2	-	-	-	-	-	-
2019	-	-	-	-	-	-	-	-
CAREER	0-2	2	-	-	-	-	-	-

Tackles.....:2; Kent State, 9/15/18




COLTON MAXWELL 89

Wide Receiver | 6-0 | 194
 Senior/Junior
 Northampton, Pa./Northampton
 Major: Economics

» 2019

Season: Appeared in one game...One of 21 players to make their collegiate debut.



MICHAL MENET 62

Offensive Line | 6-4 | 313
 Senior/Junior
 Birdsboro, Pa./Exeter Township Senior
 Major: Psychology

» 2019

Awards: Named to the preseason Rimington Trophy Watch List.

Season: Made three starts at center...Was voted as a team captain.

Idaho (8/31): Helped the Nittany Lions to gain 673 total yards, their third-most in a game since 1947...Sprung Nittany Lion rushers for 331 yards and seven touchdowns...Did not allow a sack while helping Sean Clifford to throw for 280 yards and two touchdowns and Will Levis to throw for 62 yards and a score...Aided Penn State to earn 35 first downs. **Buffalo (9/7):** Led the way for the Penn State offense to gain 357 total yards...Protected Sean Clifford as he threw for 279 yards and four touchdowns...Helped the Nittany Lions to score 38 points in the second half, including 28 in the third quarter. **Pittsburgh (9/14):** Helped the Nittany Lions to gain 389 yards, including 222 through the air...Led the way for Journey Brown's first career 100-yard game...Paved the way for rushing scores by Noah Cain and Devyn Ford.



MIKE MIRANDA 73

Offensive Line | 6-3 | 295
 Junior/Sophomore
 Stow, Ohio/Stow-Munroe Falls
 Major: Telecommunications

» 2019

Season: Appeared in three games, including two starts at right guard.

Idaho (8/31): Saw playing time on offense and special teams...Helped the Nittany Lions to gain 673 total yards, their third-most in a game since 1947...Sprung Nittany Lion rushers for 331 yards and seven touchdowns...Did not allow a sack while helping Sean Clifford to throw for 280 yards and two touchdowns and Will Levis to throw for 62 yards and a score...Aided Penn State to earn 35 first downs...Named the Coaching Staff's Offensive Player of the Week. **Buffalo (9/7):** Led the way for the Penn State offense to gain 357 total yards...Protected Sean Clifford as he threw for 279 yards and four touchdowns...Helped the Nittany Lions to score 38 points in the second half, including 28 in the third quarter. **Pittsburgh (9/14):** Helped the Nittany Lions to gain 389 yards, including 222 through the air...Led the way for Journey Brown's first career 100-yard game...Paved the way for rushing scores by Noah Cain and Devyn Ford.



PJ MUSTIPHER 97

Defensive Tackle | 6-4 | 311
 Sophomore/Sophomore
 Owings Mills, Md./McDonogh School
 Major: Division of Undergraduate Studies

» 2019

Awards: Named to the Pro Football Focus second-team Big Ten Team of the Week following his performance vs. Buffalo (9/7).

Season: Appeared in three games.

Idaho (8/31): Made a team-high four stops, including two solo tackles. **Buffalo (9/7):** Secured four tackles...Tied a career-best with a solo tackle for loss. **Pittsburgh (9/14):** Assisted on a tackle.

» 2019 GAME-BY-GAME

Tackles (Solo-Assisted-Total)
 IDAHO 2-2-4; BUFFALO 2-2-4; PITTSBURGH 0-1-1.

» MUSTIPHER'S CAREER STATISTICS & GAME HIGHS

	UA-A	TK	FF	FR	I	PBU	SACK	TFL
2018	7-7	14	1	-	-	-	-	1.0-3
2019	4-5	9	-	-	-	-	-	1.0-4
CAREER	11-12	23	1	-	-	-	-	2.0-7

Tackles.....:4; Twice: Last Buffalo, 9/7/19
 Tackles for Loss.....:1.0; Twice: Last Buffalo, 9/7/19
 Forced Fumbles.....:1; at Indiana, 10/20/18



JUSTIN NEFF 35

Safety | 6-1 | 195
 Junior/Sophomore
 Mill Hall, Pa./Central Mountain
 Major: Criminology

» 2019

Season: Appeared in two games...One of 21 players to make their collegiate debut.

Idaho (8/31): Recorded two tackles, including one solo...Named the Coaching Staff's Developmental Squad Defensive Player of the Week. **Pittsburgh (9/14):** Earned the Coaching Staff's Developmental Squad Defensive and Special Teams Player of the Week honors.

» 2019 GAME-BY-GAME

Tackles (Solo-Assisted-Total)
 IDAHO 1-1-2; BUFFALO 0-0-0; PITTSBURGH DNP.

» NEFF'S CAREER STATISTICS & GAME HIGHS

	UA-A	TK	FF	FR	I	PBU	SACK	TFL
2018	-	-	-	-	-	-	-	-
2019	1-1	2	-	-	-	-	-	-
CAREER	1-1	2	-	-	-	-	-	-

Tackles.....:2; Idaho, 8/31/19



JAYSON OWEH 28

Defensive End | 6-5 | 255
 Sophomore/Freshman
 Howell, N.J./Blair Academy
 Major: Division of Undergraduate Studies

» 2019

Season: Appeared in three games.

Idaho (8/31): Secured two tackles, including a solo sack. **Buffalo (9/7):** Collected three tackles, including two solo...Added a QB hurry.

» 2019 GAME-BY-GAME

Tackles (Solo-Assisted-Total)
 IDAHO 1-1-2; BUFFALO 2-1-3; PITTSBURGH 0-0-0.

» OWEH'S CAREER STATISTICS & GAME HIGHS

	UA-A	TK	FF	FR	I	PBU	SACK	TFL
2018	4-0	4	-	-	-	-	2.0-11	2.0-11
2019	3-2	5	-	-	-	-	1.0-16	1.0-16
CAREER	7-2	9	-	-	-	-	3.0-27	3.0-27

Tackles.....:3; Twice: Last Buffalo, 9/7/19
 Sacks.....:2.0; Kent State, 9/15/18
 Tackles for Loss.....:2.0; Kent State, 9/15/18



MICAH PARSONS 11

Linebacker | 6-3 | 245
 Sophomore/Sophomore
 Harrisburg, Pa./Harrisburg
 Major: Criminology

» 2019

Awards: Named to the Pro Football Focus second-team Big Ten Team of the Week following his performance vs. Pitt (9/14)...Selected to the Butkus Award Preseason watch list...Named to the preseason Bednarik Award watch list...Tabbed on the preseason Bronko Nagurski Trophy watch list.

Season: Made three starts.

Idaho (8/31): Recorded a solo tackle. **Buffalo (9/7):** Secured 10 tackles...Matched a career best with two tackles for loss. **Pittsburgh (9/14):** Collected a season-high nine tackles, including seven solo...Registered two tackles for loss...Added a pass breakup and a QB hurry...Selected as the Coaching Staff's Defensive Player of the Week.

» 2019 GAME-BY-GAME

Tackles (Solo-Assisted-Total)
 IDAHO 1-0-1; BUFFALO 2-8-10; PITTSBURGH 7-2-9.

» PARSONS' CAREER STATISTICS & GAME HIGHS

	UA-A	TK	FF	FR	I	PBU	SACK	TFL
2018	48-35	83	2	-	-	-	1.5-12	5.0-22
2019	10-10	20	-	-	-	1	-	4.0-8
CAREER	58-45	103	2	-	-	1	1.5-12	9.0-30

Tackles 14; vs. Kentucky, 1/1/19
Sacks 1.0; at Rutgers, 11/17/18
Tackles for Loss 2.0; Three Times: Last Pittsburgh, 9/14/19
Forced Fumbles 1; Twice: Last vs. Kentucky, 1/1/19
Pass Breakups 1; Pittsburgh, 9/14/19
10+ Tackle Games 2; Last: Buffalo, 9/7/19

JAKE PINEGAR 92

Kicker | 6-2 | 195
 Sophomore/Sophomore
 Ankeny, Iowa/Ankeny Centennial
 Major: Division of Undergraduate Studies

» CAREER NOTES & RECORDS

Career: Ranks No. 13 on the career extra points made list with 71...Sits No. 8 in extra point percentage (.972)...Sits No. 15 on the career field goals made list with 19.

Season: 2018: Became the first Nittany Lion freshman and 13th player overall (15th occasion) to score 100 points in a season...Broke the Penn State freshman scoring record with 101 points, topping the previous mark of 99 by Kevin Kelly in 2005...Sits No. 6 in extra points made in a season with 53...Ranks No. 14 in a season with 101 points.

Game: Tied the Penn State record for extra points and extra point attempts in a game with 10 against Idaho (8/31/19)...Equaled the mark set by Charles Atherton vs. Gettysburg (1894) and Travis Forney vs. Akron (1999).

» 2019

Season: Appeared in three games.

Idaho (8/31): Hit two field goals, connecting from 28 and 38 yards...Converted all 10 extra point attempts...Tied the Penn State record for extra points and extra point attempts in a game with 10 against Idaho (8/31)...Equaled the mark set by Charles Atherton vs. Gettysburg (1894) and Travis Forney vs. Akron (1999). **Buffalo (9/7):** Converted a 32-yard field goal in the fourth quarter...Hit all six extra point attempts. **Pittsburgh (9/14):** Hit both extra point attempts.

» PINEGAR'S CAREER SCORING STATISTICS & GAME HIGHS

	FGM-A	%	0-19	20-29	30-39	40-49	50+	LG	XP	PTS
2018	16-24	66.6	1-1	5-5	5-7	5-11	-	49	53-55	101
2019	3-3	100.0	-	1-1	2-2	-	-	38	18-18	27
CAREER	19-27	70.3	1-1	6-6	7-9	5-11	-	49	71-73	128

Points Scored 16; Idaho, 8/31/19
PATs Made 10; Idaho, 8/31/19
PATs Attempted 10; Idaho, 8/31/19
Field Goals Made 3; Twice: Last Wisconsin, 11/10/18
Field Goals Attempted 5; Wisconsin, 11/10/18
Longest Field Goal 49 yards; Twice: Last Wisconsin, 11/10/18

» PINEGAR'S CAREER KICKOFF STATISTICS & GAME HIGHS

	KO	Yds.	Avg.	TB	OB
2018	3	184	61.3	0	0
2019	-	-	-	-	-
CAREER	3	184	61.3	0	0

Kickoffs 3; Maryland, 11/24/18
Kickoff Yards 184; Maryland, 11/24/18
Kickoff Average 61.3; Maryland, 11/24/18
NOTE: Has one career tackle (vs. Maryland, 2018).

JOEY PORTER JR. 9

Cornerback | 6-2 | 180
 Freshman/Freshman
 Bakersfield, Calif./North Allegheny (Pa.)
 Major: Division of Undergraduate Studies

» 2019

Season: Appeared in one game...One of 21 players to make their collegiate debut...One of 11 true freshmen to play.

EVAN PRESTA 58

Defensive Tackle | 6-3 | 288
 Junior/Sophomore
 Erie, Pa./Cathedral Prep
 Major: Economics

» 2019

Season: Appeared in one game.

Idaho (8/31): Tabbed as the Coaching Staff's Developmental Squad Defensive Player of the Week.

JOHN REID 29

Cornerback | 5-10 | 181
 5th/Senior
 Mount Laurel, N.J./St. Joseph's Prep (Pa.)
 Major: Data Sciences

» CAREER NOTES & RECORDS

Career: Is tied No. 13 all-time at Penn State with 31 passes defended (24 pbu, 7 int).

» 2019

Awards: Named to the Pro Football Focus Big Ten Team of the Week after his performance against Buffalo (9/7).

Season: Made three starts this season.

Idaho (8/31): Made two solo stops...Picked off a pass in the third quarter and returned it 25 yards to setup a Penn State touchdown...Recorded his first full sack of his career in the first quarter...Tabbed as the Coaching Staff's Defensive Player of the Week. **Buffalo (9/7):** Picked off a pass in the third quarter and returned it 36 yards for a touchdown, his first career pick-six...Had Penn State's first pick-six since Amani Oruwariye vs. Kent State in 2016...Added four tackles, including two solo, and two pass breakups...Named the coaching staff's Defensive Player of the Week. **Pittsburgh (9/14):** Recorded three tackles...Assisted on one tackle for loss.

» 2019 GAME-BY-GAME

Tackles (Solo-Assisted-Total)

IDAHO 2-0-2; BUFFALO 2-2-4; PITTSBURGH 2-1-3.

» REID'S CAREER STATISTICS & GAME HIGHS

	UA-A	TK	FF	FR	I	PBU	SACK	TFL
2015	18-11	29	1	1	2	5	-	1.0-2
2016	23-13	36	-	1	1	9	0.5-3	5.0-19
2017	-	-	-	-	-	-	-	DNP - Injury
2018	17-7	24	-	-	2	8	-	1.0-2
2019	6-3	9	-	-	2	2	1.0-16	1.5-18
CAREER	64-34	98	1	2	7	24	1.5-19	8.5-41

Tackles 8; at Indiana, 10/20/18
Sacks 1.0; Idaho, 8/31/19
Tackles for Loss 2.0; at Rutgers, 11/19/16
Forced Fumbles 1; vs. Maryland, 10/24/15
Fumble Recoveries 1; Twice: Last at Pittsburgh, 9/10/16
Interceptions 1; Six Times: Last Buffalo, 9/7/19
Long Interception Return 44 yards; Twice: Last Iowa, 10/27/18
Interception Return for Touchdown 36 yards; Buffalo, 9/7/19
Pass Breakups 3; Iowa, 10/27/18
NOTE: Owns 22 career punt returns for 166 yards (7.5 ypr), all coming in 20.

ANTONIO SHELTON 55

Defensive Tackle | 6-2 | 311
 Senior/Junior
 Westerville, Ohio/Westerville-North
 Major: Journalism

» 2019

Season: Made three starts.

Idaho (8/31): Registered a solo tackle for loss. **Pittsburgh (9/14):** Collected two tackles, including one for loss.

» 2019 GAME-BY-GAME

Tackles (Solo-Assisted-Total)

IDAHO 1-0-1; BUFFALO 0-0-0; PITTSBURGH 2-0-2.

» SHELTON'S CAREER STATISTICS & GAME HIGHS

	UA-A	TK	FF	FR	I	PBU	SACK	TFL
2017	1-5	6	-	-	-	-	1.0-4	2.5-7
2018	5-9	14	-	-	-	-	1.0-1	1.5-2
2019	3-0	3	-	-	-	-	-	2.0-6
CAREER	9-14	23	-	-	-	-	2.0-5	6.0-15

Tackles 2; Six Times: Last Pittsburgh, 9/14/19
Tackles for Loss 1.0; Four Times: Last Pittsburgh, 9/14/19
Sacks 1.0; at Rutgers, 11/17/18

JUSTIN SHORTER 6

Wide Receiver | 6-4 | 235
 Sophomore/Freshman
 Monmouth Junction, N.J./South Brunswick
 Major: Division of Undergraduate Studies

» 2019

Season: Made three starts...One of 11 Nittany Lions to make their first career start.

Idaho (8/31): Hauled in three catches for 36 yards...Made a key block down field to spring Devyn Ford on an 81-yard touchdown run. **Buffalo (9/7):** Made a 9-yard grab. **Pittsburgh (9/14):** Caught two passes for 29 yards...Had a career-high 18-yard reception.

» 2019 GAME-BY-GAME

Receiving (Receptions-Yards-TD)

IDAHO 3-36-0; BUFFALO 1-9-0; PITTSBURGH 2-29-0.

» SHORTER'S CAREER OFFENSIVE STATISTICS & GAME HIGHS

SEASON	Att.-Yds.	Avg.	TD	LG	Rec.-Yds.	Avg.	TD	LG
2018	1-9	9.0	-	9	3-20	6.6	-	12
2019	-	-	-	-	6-74	12.3	-	18
CAREER	1-9	9.0	-	9	9-94	10.4	-	18

Receptions 3; Idaho, 8/31/19
Receiving Yards 36; Idaho, 8/31/19
Longest Reception 18 yards; Pittsburgh, 9/14/19
Rushing Attempts 1; at Rutgers, 11/17/18
Rushing Yards 9; at Rutgers, 11/17/18
Longest Rush 9 yards; at Rutgers, 11/17/18

MICHAEL SHUSTER 15

Quarterback | 6-2 | 210
 Senior/Junior
 Camp Hill, Pa./Camp Hill
 Major: Finance

» 2019

Season: Appeared in one game.

Idaho (8/31): Earned playing time in the fourth quarter, leading a 7-play, 54-yard scoring drive.



SHANE SIMMONS 34
 Defensive End | 6-3 | 259
 Senior/Junior
 Laurel, Md./DeMatha
 Major: Communication Arts & Sciences

» 2019
Season: Appeared in three games.

Idaho (8/31): Assisted on two tackles. **Buffalo (9/7):** Recorded a solo tackle for loss. **Pittsburgh (9/14):** Matched a career best with four tackles, including three solo.

» 2019 GAME-BY-GAME

Tackles (Solo-Assisted-Total)
 IDAHO 0-2-2; BUFFALO 1-0-1; PITTSBURGH 3-1-4.

» SIMMONS' CAREER STATISTICS & GAME HIGHS

	UA-A	TK	FF	FR	I	PBU	SACK	TFL
2017	8-7	15	-	-	-	-	1.0-1	4.5-13
2018	4-5	9	-	-	-	-	-	-
2019	4-3	7	-	-	-	-	-	1.0-3
CAREER	16-15	31	-	-	-	-	1.0-1	5.5-16

Tackles4; Twice: Last Pittsburgh, 9/14/19
 Tackles for Loss1.0; Four Times: Last Buffalo, 9/7/19
 Sacks1.0; at Michigan State, 11/4/17



RICKY SLADE 3
 Running Back | 5-9 | 198
 Sophomore/Sophomore
 Woodbridge, Va./C.D. Hylton
 Major: Division of Undergraduate Studies

» 2019
Season: Made three appearances, including two starts...One of 11 Nittany Lions to make their first career start.

Idaho (8/31): Rushed for 9 yards on five carries...Scored on a 1-yard run in the first quarter...Added a 26-yard catch. **Buffalo (9/7):** Gained 8 yards on three carries. **Pittsburgh (9/14):** Ran for 4 yards on four carries...Had two catches for 42 yards, including a career-long 40 yard reception.

» 2019 GAME-BY-GAME

Rushing (Carries-Yards-TD)
 IDAHO 5-9-1; BUFFALO 3-8-0; PITTSBURGH 4-4-0.


Receiving (Receptions-Yards-TD)
 IDAHO 1-26-0; BUFFALO 0-0-0; PITTSBURGH 2-42-0.

» SLADE'S CAREER STATISTICS & GAME HIGHS

	Att.-Yds.	Avg.	TD	LG	Rec.-Yds.	Avg.	TD	LG
2018	45-257	5.7	6	61	1-12	12.0	-	12
2019	12-21	1.8	1	5	3-68	22.7	-	40
CAREER	57-278	4.9	7	61	4-80	20.0	-	26

Rushing Attempts10; at Illinois, 9/21/18
 Rushing Yards94; at Illinois, 9/21/18
 Rushing Touchdowns2; Twice: Last Maryland, 11/24/18
 Longest Rush61 yards; at Illinois, 9/21/18
 2 or More Rushing Touchdowns2 games; Last Maryland (2), 11/24/18

Receptions2; Pittsburgh, 9/14/19
 Receiving Yards42; Pittsburgh, 9/14/19
 Longest Reception40 yards; Pittsburgh, 9/14/19



BRANDON SMITH 12
 Linebacker | 6-3 | 240
 Freshman/Freshman
 Louisa, Va./Louisa County
 Major: Division of Undergraduate Studies

» 2019
Season: Appeared in three games...One of 21 players to make their collegiate debut...One of 11 true freshmen to play.

Idaho (8/31): Recorded three solo stops, including a tackle for loss. **Buffalo (9/7):** Posted three tackles.

» 2019 GAME-BY-GAME

Tackles (Solo-Assisted-Total)
 IDAHO 3-0-3; BUFFALO 0-3-3; PITTSBURGH 0-0-0.

» SMITH'S CAREER STATISTICS & GAME HIGHS

	UA-A	TK	FF	FR	I	PBU	SACK	TFL
2019	3-3	6	-	-	-	-	-	1.0-2
CAREER	3-3	6	-	-	-	-	-	1.0-2

Tackles3; Twice: Last Buffalo, 9/7/19
 Tackles For Loss1.0; Idaho, 8/31/19



CHRIS STOLL 91
 Long Snapper | 6-2 | 245
 Junior/Sophomore
 Westerville, Ohio/St. Francis DeSales
 Major: Kinesiology

» 2019
Season: Appeared in three games...One of 11 Nittany Lions to make their first career start...One of 21 players to make their collegiate debut.

Idaho (8/31): Helped Jake Pinegar to hit two field goals and 10 extra point attempts, tying a Nittany Lion record for extra points and extra point attempts. **Buffalo (9/7):** Aided Jake Pinegar in converting a 32-yard field goal and all six extra point attempts...Helped Blake Gillikin to average 41.2 yards per punt while landing two inside the 20 and one inside the 10. **Pittsburgh (9/14):** Helped Jordan Stout to hit a Penn State-record 57-yard field goal in the second quarter...Aided Jake Pinegar to convert both of his extra point attempts...Helped Blake Gillikin to average 42.4 yards per punt and land six inside the 20.



JORDAN STOUT 98
 Kicker/Punter | 6-3 | 205
 Junior/Sophomore
 Cedar Bluff, Va./Honaker/Virginia Tech
 Major: Telecommunications

» CAREER NOTES & RECORDS

Season: 2019: Became the first Penn State kicker with multiple 50-yard field goals since Kevin Kelly in 2008 (52 yards vs. Syracuse; 50 yards at Wisconsin).

Game: Hit a program-record 57-yard field goal in the second quarter against Pittsburgh (9/14/19)...The 57-yard field goal tied a Beaver Stadium, equaling a 57-yard kick by Ohio's Gary Homer in 1973...The 57-yard field goal is also tied for the 12th-longest in Big Ten history...Crushed 12 touchbacks on kickoffs against Idaho (8/31/19), the most by a Nittany Lion since the kickoff spot was moved to the 35-yard line in 2011...Hit a 53-yard field goal against Idaho, Penn State's longest since Sam Ficken hit a 54-yarder vs. Kent State in 2013...Booted 12 touchbacks on kickoffs, the most at Penn State since the kickoff spot was moved to the 35-yard line in 2011.

» 2019
Season: Appeared in three games...One of 25 players to make their Penn State debut...Transferred from Virginia Tech...Has 24 touchbacks in his first 25 kickoffs, including 23-straight touchbacks.

Idaho (8/31): Converted a 53-yard field goal in the first quarter, the sixth-longest in Penn State history and the program's longest since Sam Ficken connected on a 54-yard kick vs. Kent State in 2013...Crushed 12 touchbacks on kickoffs, the most by a Nittany Lion since 2011...Selected as the Coaching Staff's Special Teams Player of the Week. **Buffalo (9/7):** All eight kickoffs resulted in touchbacks. **Pittsburgh (9/14):** Knocked in a school-record 57-yard field goal in the closing seconds of the second quarter...The 57-yard field goal tied a Beaver Stadium, equaling a 57-yard kick by Ohio's Gary Homer in 1973...The 57-yard field goal is also tied for the 12th-longest in Big Ten history...All four kickoffs resulted in touchbacks... Selected as the Coaching Staff's Special Teams Player of the Week.

» STOUT'S CAREER KICKOFF STATISTICS & GAME HIGHS

	KO	Yds.	Avg.	TB	OB
2018*	71	4,565	64.3	60	2
2019	25	1,590	63.6	24	-
CAREER	96	6,155	64.1	84	2

Kickoffs13; Idaho, 8/31/19
 Kickoff Yards820; Idaho, 8/31/19
 Kickoff Average65.0; Eight Times; Last Pittsburgh; 9/14/19
 Touchbacks12; Idaho, 8/31/19

» STOUT'S CAREER SCORING STATISTICS & GAME HIGHS

	FGM-A	%	0-19	20-29	30-39	40-49	50+	LG	XP	PTS
2018*	0-1	0.0	-	-	-	0-1	-	-	4-4	4
2019	2-2	100.0	-	-	-	-	2-2	57	-	6
CAREER	2-3	66.7	-	-	-	0-1	2-2	57	4-4	10

Points Scored3; Twice: Last Pittsburgh, 9/14/19
 PATs Made2; Twice: Last William & Mary, 9/8/18*
 PATs Attempted2; Twice: Last William & Mary, 9/8/18*
 Field Goals Made1; Twice: Last Pittsburgh, 9/14/19
 Field Goals Attempted1; Three Times: Last Pittsburgh, 9/14/19
 Longest Field Goal57 yards; Twice: Last Pittsburgh, 9/14/19
 50+ yard Field Goals2; Last Pittsburgh (57 yards), 9/14/19

* At Virginia Tech (2017-18).



BRENTON STRANGE 86
 Tight End/H-Back | 6-3 | 233
 Freshman/Freshman
 Parkersburg, W.Va./Parkersburg
 Major: Division of Undergraduate Studies

» 2019
Season: Appeared in one game...One of 21 players to make their collegiate debut...One of 11 true freshmen to play.

Idaho (8/31): Caught a 4-yard touchdown pass from Will Levis in the fourth quarter.

» 2019 GAME-BY-GAME

Receiving (Receptions-Yards-TD)
 IDAHO 1-4-1; BUFFALO DNP; PITTSBURGH DNP.

» STRANGE'S CAREER STATISTICS & GAME HIGHS

	Att.-Yds.	Avg.	TD	LG	Rec.-Yds.	Avg.	TD	LG
2019	-	-	-	-	1-4	4.0	1	4
CAREER	-	-	-	-	1-4	4.0	1	4

Receptions1; Idaho, 8/31/19
 Receiving Yards4; Idaho, 8/31/19
 Receiving Touchdowns1; Idaho, 8/31/19
 Long Reception4; Idaho, 8/31/19



CAM SULLIVAN-BROWN 81
 Wide Receiver | 6-0 | 194
 Junior/Sophomore
 Bowie, Md./Saint Vincent Pallotti
 Major: Journalism

» 2019
Season: Appeared in three games.

Idaho (8/31): Hauled in two catches for 13 yards. **Pittsburgh (9/14):** Caught an 8-yard pass.

» 2019 GAME-BY-GAME

Receiving (Receptions-Yards-TD)
 IDAHO 2-13-0; BUFFALO 0-0-0; PITTSBURGH 1-8-0.

» SULLIVAN-BROWN'S CAREER STATISTICS & GAME HIGHS

	Att.-Yds.	Avg.	TD	LG	Rec.-Yds.	Avg.	TD	LG
2018	-	-	-	-	4-49	12.3	-	22
2019	-	-	-	-	3-21	7.0	-	14
CAREER	-	-	-	-	7-70	10.0	-	22

Receptions2; Twice: Last Idaho, 8/31/19
 Receiving Yards33; at Indiana, 10/20/18
 Longest Reception22 yards; at Indiana, 10/20/18



JONATHAN SUTHERLAND 26

Safety | 5-11 | 201
Junior/Sophomore
Ottawa, Ont./Episcopal (Va.)
Major: Labor and Employment Relations

» CAREER NOTES AND RECORDS

Game: Blocked two punts against Idaho (8/31), marking the first time Penn State blocked two punts in a game since 2000 vs. Louisiana Tech... Two blocked punts in a game is tied for the fourth-most in FBS history... Joins Houston's Keith Corbin (vs. Prairie View A&M) as the only FBS players with two blocked punts in a game this season.

» 2019

Season: Appeared in two games...Was voted as a team captain...Blocked two punts against Idaho (8/31), marking the first time Penn State blocked two punts in a game since 2000 vs. Louisiana Tech...Two blocked punts in a game is tied for the fourth-most in FBS history...Joins Houston's Keith Corbin (vs. Prairie View A&M) as the only FBS players with two blocked punts in a game this season.

Idaho (8/31): Collected three tackles, including two solo...Added a pass breakup...Blocked two punts in the second quarter, recording Penn State's first blocked punt since Juwan Johnson against Rutgers in 2016...Tabbed as the Coaching Staff's Special Teams Player of the Week. **Buffalo (9/7):** Registered three tackles, including a half-tackle for loss. **Pittsburgh (9/14):** Recorded five stops, including four solo...Made two tackles on punt coverages...Tabbed the Coaching Staff's Special Teams Player of the Week.


» 2019 GAME-BY-GAME

Tackles (Solo-Assisted-Total)
IDAHO 2-1-3; BUFFALO 0-3-3; PITTSBURGH 4-1-5.

» SUTHERLAND'S CAREER STATISTICS & GAME HIGHS

	UA-A	TK	FF	FR	I	PBU	SACK	TFL
2018	25-14	39	1	-	-	1	-	2.0-4
2019	6-5	11	-	-	-	1	-	0.5-0
CAREER	31-19	50	1	-	-	2	-	2.5-4

Tackles 8; at Illinois, 9/21/18
Tackles for Loss 1.0; Twice: Last at Illinois, 9/21/18
Forced Fumbles 1; at Indiana, 10/20/18
Pass Breakups 1; Twice: Last Idaho, 8/31/19
Blocked Kicks 2; Idaho, 8/31/19



GARRETT TAYLOR 17

Safety | 6-0 | 198
Graduate/Senior
Richmond, Va./Saint Christopher's
Major: Telecommunications (2nd degree)

» 2019

Season: Made three starts...Was voted as a team captain...One of five Nittany Lions to have earned their degree entering the 2019 season... Graduated with a degree in advertising & public relations in December 2018.

Idaho (8/31): Assisted on a tackle and broke up a pass. **Buffalo (9/7):** Posted eight tackles, including two solo. **Pittsburgh (9/14):** Made seven tackles, including six solo...Had one tackle for loss.

» 2019 GAME-BY-GAME

Tackles (Solo-Assisted-Total)
IDAHO 0-1-1; BUFFALO 2-6-8; PITTSBURGH 6-1-7.

» TAYLOR'S CAREER STATISTICS & GAME HIGHS

	UA-A	TK	FF	FR	I	PBU	SACK	TFL
2016	1-1	2	-	-	-	1	-	-
2017	6-6	12	-	1	-	1	-	-
2018	45-26	71	1	1	3	7	-	2.5-13
2019	8-8	16	-	-	-	1	-	1.0-1
CAREER	60-41	101	1	2	3	10	-	3.5-14

Tackles 10; vs. Kentucky, 1/1/19
Tackles for Loss 1.5; at Illinois, 9/21/18
Forced Fumbles 1; Michigan State, 10/13/18
Fumble Recoveries 1; Twice: Last at Indiana, 10/20/18
Interceptions 1; Three Times: Last at Rutgers, 11/17/18
Longest Interception Return 45 yards; Ohio State, 9/29/18
Pass Breakups 5; Michigan State, 10/13/18
10+ Tackle Games 1; vs. Kentucky, 1/1/19



C.J. THORPE 69

Offensive Line | 6-3 | 322
Junior/Sophomore
Glenshaw, Pa./Central Catholic
Major: Philosophy

» 2019

Season: Made three appearances, including one start at right guard...One of 11 Nittany Lions to make their first career start.

Idaho (8/31): Helped the Nittany Lions to gain 673 total yards, their third-most in a game since 1947...Sprung Nittany Lion rushers for 331 yards and seven touchdowns...Did not allow a sack while helping Sean Clifford to throw for 280 yards and two touchdowns and Will Levis to throw for 62 yards and a score...Aided Penn State to earn 35 first downs. **Buffalo (9/7):** Led the way for the Penn State offense to gain 357 total yards... Protected Sean Clifford as he threw for 279 yards and four touchdowns... Helped the Nittany Lions to score 38 points in the second half, including 28 in the third quarter. **Pittsburgh (9/14):** Helped the Nittany Lions to gain 389 yards, including 222 through the air... Led the way for Journey Brown's first career 100-yard game...Paved the way for rushing scores by Noah Cain and Devyn Ford.



SHAKA TONEY 18

Defensive End | 6-3 | 243
Senior/Junior
Philadelphia, Pa./Imhoteq Charter
Major: Rehabilitation and Human Services

» CAREER NOTES AND RECORDS

Game: Tied the Penn State game record with four sacks at Indiana (10/20/18)...Equaled the PSU game record set by three others (Terry Killens vs. Indiana, 1995; Jimmy Kennedy at Wisconsin, 2012; Tamba Hali vs. Wisconsin, 2005).

» 2019

Season: Made three starts...One of 11 Nittany Lions to make their first career start.

Idaho (8/31): Registered a solo sack. **Buffalo (9/7):** Recorded two tackles...Had a half-tackle for loss. **Pittsburgh (9/14):** Collected five tackles, including two solo...Recorded a solo sack and a QB hurry...Named the Coaching Staff's Defensive Player of the Week.

» 2019 GAME-BY-GAME

Tackles (Solo-Assisted-Total)
IDAHO 0-0-0; BUFFALO 0-2-2; PITTSBURGH 2-3-5.

» TONEY'S CAREER STATISTICS & GAME HIGHS

	UA-A	TK	FF	FR	I	PBU	SACK	TFL
2017	8-12	20	2	-	-	-	4.0-31	6.5-39
2018	16-7	23	1	-	-	2	5.0-40	7.5-47
2019	3-5	8	-	-	-	-	2.0-13	2.5-13
CAREER	27-24	51	3	-	-	2	11.0-84	16.5-99

Tackles 6; at Indiana, 10/20/18
Tackles for Loss 4.0; at Indiana, 10/20/18
Sacks 4.0; at Indiana, 10/10/18
Forced Fumble 1; Three Times: Last at Indiana, 10/20/18
Pass Breakups 1; Twice: Last Maryland, 11/24/18



DAN VASEY 98

Long Snapper/Defensive Line | 6-4 | 252
Junior/Sophomore
Lackawaxen, Pa./Wallenpaupack
Major: Kinesiology

» 2019

Season: Appeared in one game...One of 21 players to make their collegiate debut.



SMITH VILBERT 92

Defensive End | 6-6 | 253
Freshman/Freshman
Monsey, N.Y./St. John's Regional (N.J.)
Major: Division of Undergraduate Studies

» 2019

Season: Appeared in one game...One of 21 players to make their collegiate debut...One of 11 true freshmen to play.

Buffalo (9/7): Named the coaching staff's Developmental Squad Defensive Player of the Week.



LAMONT WADE 38

Safety | 5-9 | 199
Junior/Junior
Clairton, Pa./Clairton
Major: Recreation, Park & Tourism Management

» 2019

Season: Made three starts...One of 11 Nittany Lions to make their first career start.

Idaho (8/31): Led the team with four tackles, including three solo stops. **Buffalo (9/7):** Secured two tackles, including one solo. **Pittsburgh (9/14):** Recorded three tackles.

» 2019 GAME-BY-GAME

Tackles (Solo-Assisted-Total)
IDAHO 3-1-4; BUFFALO 1-1-2; PITTSBURGH 2-1-3.

» WADE'S CAREER STATISTICS & GAME HIGHS

	UA-A	TK	FF	FR	I	PBU	SACK	TFL
2017	14-17	31	1	-	-	3	-	-
2018	12-6	18	-	-	-	-	1.0-7	2.0-9
2019	6-3	9	-	-	-	-	-	-
CAREER	32-26	58	1	-	-	3	1.0-7	2.0-9

Tackles 5; Twice: Last Nebraska, 11/18/17
Tackles for Loss 2.0; Kent State, 9/15/18
Sacks 1.0; Kent State, 9/15/18
Forced Fumbles 1; Rutgers, 11/11/17
Pass Breakups 1; Three Times: Last Nebraska, 11/18/17



RASHEED WALKER 53

Offensive Line | 6-6 | 324
Sophomore/Freshman
Waldorf, Md./North Point
Major: Division of Undergraduate Studies

» 2019

Season: Made three starts at left tackle...One of 11 Nittany Lions to make their first career start...One of 21 players to make their collegiate debut.

Idaho (8/31): Helped the Nittany Lions to gain 673 total yards, their third-most in a game since 1947...Sprung Nittany Lion rushers for 331 yards and seven touchdowns...Did not allow a sack while helping Sean Clifford to throw for 280 yards and two touchdowns and Will Levis to throw for 62 yards and a score...Aided Penn State to earn 35 first downs. **Buffalo (9/7):** Led the way for the Penn State offense to gain 357 total yards...Protected Sean Clifford as he threw for 279 yards and four touchdowns...Helped the Nittany Lions to score 38 points in the second half, including 28 in the third quarter. **Pittsburgh (9/14):** Helped the Nittany Lions to gain 389 yards, including 222 through the air...Led the way for Journey Brown's first career 100-yard game...Paved the way for rushing scores by Noah Cain and Devyn Ford.



CAEDAN WALLACE 79
 Offensive Line | 6-5 | 333
 Freshman/Freshman
 Robbinsville, N.J./The Hun School
 Major: Division of Undergraduate Studies

» 2019

Season: Appeared in two games...One of 21 players to make their collegiate debut...One of 11 true freshmen to play.



SAL WORMLEY 77
 Offensive Line | 6-3 | 319
 Freshman/Freshman
 Newark, N.J./Smyrna (Del.)
 Major: Division of Undergraduate Studies

» 2019

Season: Appeared in one game...One of 21 players to make their collegiate debut...One of 11 true freshmen to play.



JUSTIN WELLER 80
 Wide Receiver | 6-0 | 190
 Junior/Sophomore
 Sinking Spring, Pa./Wilson
 Major: Finance

» 2019

Season: Appeared in one game.

Idaho (8/31): Caught a 10-yard pass...Selected as the Coaching Staff's Developmental Squad Offensive Player of the Week.

» 2019 GAME-BY-GAME

Receiving (Receptions-Yards-TD)

IDAHO 1-10-0; BUFFALO DNP; PITTSBURGH DNP.


» WELLER'S CAREER STATISTICS & GAME HIGHS

	Att.-Yds.	Avg.	TD	LG	Rec.-Yds.	Avg.	TD	LG
2018	-	-	-	-	-	-	-	-
2019	-	-	-	-	1-10	10.0	-	10
CAREER	-	-	-	-	1-10	10.0	-	10

Receptions: 1; Idaho, 8/31/19

Receiving Yards: 10; Idaho, 8/31/19

Long Reception: 10; Idaho, 8/31/19



ROBERT WINDSOR 54
 Defensive Tackle | 6-4 | 285
 Graduate/Senior
 Fond Du Lac, Wis./Fond Du Lac
 Major: Media Studies (2nd degree)

» 2019

Awards: Selected for the Pro Football Focus Big Ten Team of the Week after his performance vs. Buffalo (9/7)...Named to the preseason Outland Trophy watch list.

Season: Made three starts this season...One of five players to have earned their degree entering the 2019 season...Graduated with a degree in telecommunications in December 2018.

Idaho (8/31): Assisted on a sack. **Buffalo (9/7):** Collected five tackles.

Pittsburgh (9/14): Secured two tackles.

» 2019 GAME-BY-GAME

Tackles (Solo-Assisted-Total)

IDAHO 0-1-1; BUFFALO 1-4-5; PITTSBURGH 1-1-2.

» WINDSOR'S CAREER STATISTICS & GAME HIGHS

	UA-A	TK	FF	FR	I	PBU	SACK	TFL
2016	9-14	23	-	-	-	-	1.0-6	1.5-6
2017	6-13	19	1	3	-	-	2.0-14	2.5-15
2018	22-17	39	2	-	-	-	7.5-43	11.0-51
2019	2-6	8	-	-	-	-	0.5-3	0.5-3
CAREER	39-50	89	3	3	-	-	11.0-66	15.5-75

Tackles: 6; Three Times: Last at Rutgers, 11/17/18

Sacks: 2.0; Wisconsin, 11/10/18

Tackles For Loss: 2.5; Illinois, 9/21/18

Forced Fumbles: 1; Three Times: Last at Rutgers, 11/17/18

Fumble Recoveries: 1; Three Times: Last at Maryland, 11/25/17

SCORING SUMMARY

Plays	Yds.	Time	Result	Qtr.	Scoring Play
IDAHO (13)					
6	23	2:00	FG	1	Pinegar 28-yard field goal
4	0	0:51	FG	1	Stout 53-yard field goal
5	54	2:00	TD	1	J. Brown 23-yard run (Pinegar kick)
5	35	1:43	TD	1	Slade 1-yard run (Pinegar kick)
3	55	1:01	TD	2	Hamler 36-yard pass from Clifford (Pinegar kick)
3	95	1:11	TD	2	Ford 81-yard run (Pinegar kick)
4	76	1:19	TD	2	Hamler 21-yard pass from Clifford (Pinegar kick)
4	40	0:42	FG	2	Pinegar 38-yard field goal
5	75	1:43	TD	3	J. Brown 2-yard run (Pinegar kick)
4	6	1:30	TD	3	Cain 3-yard run (Pinegar kick)
14	72	5:51	TD	4	Strange 4-yard pass from Levis (Pinegar kick)
10	75	4:47	TD	4	Cain 9-yard run (Pinegar kick)
7	54	3:45	TD	4	Eury 8-yard run (Pinegar kick)

BUFFALO (7)					
2	37	0:30	TD	1	Dotson 28-yard pass from Clifford (Pinegar kick)
-	36	-	TD	3	Reid 36-yard interception return
1	23	0:05	TD	3	Freiermuth 23-yard pass from Clifford (Pinegar kick)
3	65	0:43	TD	3	Cain 2-yard run (Pinegar kick)
5	45	1:35	TD	3	Freiermuth 28-yard pass from Clifford (Pinegar kick)
7	55	1:54	FG	4	Pinegar 32-yard field goal
4	74	1:51	TD	4	Dotson 56-yard pass from Clifford (Pinegar kick)

PITTSBURGH (3)					
5	98	2:02	TD	1	Ford 1-yard run (Pinegar kick)
11	48	2:03	FG	2	Stout 57-yard field goal
13	88	4:49	TD	3	Cain 13-yard run (Pinegar kick)

Plays	Yds.	Time	Result	Qtr.	Scoring Play
-------	------	------	--------	------	--------------

PENN STATE GAME-BY-GAME

Date	Opponent	Rushing				Receiving				Passing				Kick Returns				Punt Returns				tot off
		no.	yds	td	lg	no.	yds	td	lg	cmp-att-int	yds	td	lg	no.	yds	td	lg	no.	yds	td	lg	
Aug 31	IDAHO	45	331	7	81	25	342	3	36	25-37-0	342	3	36	0	0	0	0	6	41	0	25	673
Sep 07	BUFFALO	24	78	1	58	16	279	4	56	16-22-0	279	4	56	3	29	0	13	1	22	0	22	357
Sep 14	PITTSBURGH	32	167	2	85	14	222	0	53	14-30-0	222	0	53	3	57	0	24	1	5	0	5	389
		101	576	10	85	55	843	7	56	55-89-0	843	7	56	6	86	0	24	8	68	0	25	1419
Opponents		111	212	1	29	67	758	2	48	67-109-2	758	2	48	0	0	0	0	3	19	0	11	970

Games: 3 • Avg/rush: 5.7 • Avg/catch: 15.3 • Pass effic: 167.32 • KR avg: 14.3 • PR avg: 8.5 • All purpose avg/game: 544.7 • Total offense avg/gm: 473.0

Date	Opponent	Tackles				Sacks no-yds	Fumble		Pass Defense			bkld kick	PAT Attempts			off		
		ua	a	total	tfl-yds		ff	fr-yds	int-yds	qbh	brup		kick	rush	rcv	saf	t/o	pts
Aug 31	IDAHO	32	22	54	11.0-63	7.0-53	0	0-0	1-25	0	5	2	10-10	0	0	0	7	79
Sep 07	BUFFALO	35	76	111	10.0-32	1.0-9	1	1-0	1-36	3	5	1	6-6	0	0	0	14	45
Sep 14	PITTSBURGH	46	24	70	10.0-32	3.0-14	1	0-0	0-0	5	4	0	2-2	0	0	0	0	17
		113	122	235	31.0-127	11.0-76	2	1-0	2-61	8	14	3	18-18	0	0	0	21	141
Opponents		102	88	190	18.0-59	6.0-33	4	2-0	0-0	4	10	1	3-3	0	0	0	7	30

Date	Opponent	Punting						Field Goals				Kickoffs						
		no.	yds	avg	long	blkd	tb	fc	50+	i20	md-att	long	blkd	no.	yds	avg	tb	ob
Aug 31	IDAHO	2	45	22.5	32	1	0	1	0	1	3-3	53	0	13	820	63.1	12	0
Sep 07	BUFFALO	5	206	41.2	51	0	0	2	1	2	1-1	32	0	8	510	63.8	8	0
Sep 14	PITTSBURGH	7	297	42.4	53	0	0	3	1	6	1-1	57	0	4	260	65.0	4	0
		14	548	39.1	53	1	0	6	2	9	5-5	57	0	25	1590	63.6	24	0
Opponents		24	880	36.7	62	3	0	7	2	8	3-5	32	0	9	435	48.3	0	0

OPPONENT GAME-BY-GAME

Date	Opponent	Rushing				Receiving				Passing				Kick Returns				Punt Returns				tot off	
		no.	yds	td	lg	no.	yds	td	lg	cmp	att	int	yds	td	lg	no.	yds	td	lg	no.	yds		td
Aug 31	IDAHO	28	4	0	14	16	141	1	38	16	26	1	38	0	0	0	0	0	0	0	0	0	145
Sep 07	BUFFALO	58	184	0	29	16	245	1	42	16	32	1	42	0	0	0	0	0	1	11	0	11	429
Sep 14	PITTSBURGH	25	24	1	9	35	372	0	48	35	51	0	48	0	0	0	0	0	2	8	0	8	396
		111	212	1	29	67	758	2	48	67	109	2	48	0	0	0	0	0	3	19	0	11	970
Penn State		101	576	10	85	55	843	7	56	55	89	0	56	6	86	0	24	8	68	0	25	1419	

Games: 3 • Avg/rush: 1.9 • Avg/catch: 11.3 • Pass effic: 122.27 • PR avg: 6.3 • All purpose avg/game: 329.7 • Total offense avg/gm: 323.3

Date	Opponent	Tackles				Sacks no-yds	Fumble		Pass Defense			blkd kick	PAT Attempts			off		
		ua	a	total	tfl-yds		ff	fr-yds	int-yds	qbh	brup		kick	rush	rcv	saf	t/o	pts
Aug 31	IDAHO	48	32	80	6.0-18	0.0-0	2	1-0	0-0	1	4	1	1-1	0	0	0	7	7
Sep 07	BUFFALO	28	16	44	7.0-17	3.0-11	1	1-0	0-0	0	1	0	1-1	0	0	0	0	13
Sep 14	PITTSBURGH	26	40	66	5.0-24	3.0-22	1	0-0	0-0	3	5	0	1-1	0	0	0	10	
		102	88	190	18.0-59	6.0-33	4	2-0	0-0	4	10	1	3-3	0	0	0	7	30
Penn State		113	122	235	31.0-127	11.0-76	2	1-0	2-61	8	14	3	18-18	0	0	0	21	141

Date	Opponent	Punting						Field Goals			Kickoffs							
		no.	yds	avg	long	blkd	tb	fc	50+	i20	md-att	long	blkd	no.	yds	avg	tb	ob
Aug 31	IDAHO	12	421	35.1	48	2	0	0	0	1	0-0	0	0	2	80	40.0	0	0
Sep 07	BUFFALO	6	188	31.3	39	1	0	4	0	3	2-3	32	0	4	161	40.2	0	0
Sep 14	PITTSBURGH	6	271	45.2	62	0	0	3	2	4	1-2	25	0	3	194	64.7	0	0
		24	880	36.7	62	3	0	7	2	8	3-5	32	0	9	435	48.3	0	0
Penn State		14	548	39.1	53	1	0	6	2	9	5-5	57	0	25	1590	63.6	24	0

INDIVIDUAL GAME-BY-GAME

RUSHING

(ATT-YDS-TD)	ID	UB	PITT	at MD	PUR	at IOWA	MICH	at MSU	at MINN	IND	at OSU	RU
Brown, Journey	5-38-2	6-28-0	10-109-0									
Cain, Noah	9-44-2	1-2-1	6-40-1									
Clifford, Sean	7-57-0	11-51-0	7-5-0									
Eury, Nick	6-44-1	DNP	DNP									
Ford, Devyn	6-107-1	1-1-0	5-9-1									
Hamler, KJ	1-16-0	-	-									
Levis, Will	5-21-0	-	DNP									
Shuster, Michael	1-(-5)-0	DNP	DNP									
Slade, Ricky	5-9-1	3-8-0	4-4-0									
TEAM	-	2-(-12)-0	-									

RECEIVING

(REC-YDS-TD)	ID	UB	PITT	at MD	PUR	at IOWA	MICH	at MSU	at MINN	IND	at OSU	RU
Brown, Journey	2-31-0	-	1-16-0									
Cain, Noah	-	-	1-13-0									
Carr, Weston	3-27-0	DNP	DNP									
Dotson, Jahan	1-13-0	4-109-2	2-21-0									
Ford, Devyn	3-6-0	-	1-9-0									
Freiermuth, Pat	1-25-0	8-99-2	1-16-0									
George, Daniel	2-28-0	-	INJ									
Hamler, KJ	4-115-2	3-62-0	3-68-0									
Kuntz, Zack	1-8-0	-	-									
Shorter, Justin	3-36-0	1-9-0	2-29-0									
Slade, Ricky	1-26-0	-	2-42-0									
Strange, Brenton	1-4-1	DNP	DNP									
Sullivan-Brown, Cam	2-13-0	-	1-8-0									
Weller, Justin	1-10-0	DNP	DNP									

PASSING

Sean Clifford

	C-A-I	Pct.	Yards	TD	Long	Sack-Yards	Efficiency
IDAHO	14-23-0	60.9	280	2	36	0-0	191.83
BUFFALO	16-22-0	72.7	269	4	56	3-11	239.25
PITT	14-30-0	46.7	222	0	53	3-22	108.83
at Maryland							
PURDUE							
at Iowa							
MICHIGAN							
at Michigan State							
at Minnesota							
INDIANA							
at Ohio State							
RUTGERS							

Will Levis

	C-A-I	Pct.	Yards	TD	Long	Sack-Yards	Efficiency
IDAHO	11-14-0	78.6	62	1	11	0-0	139.34
BUFFALO	-	-	-	-	-	-	-
PITT				DNP			
at Maryland							
PURDUE							
at Iowa							
MICHIGAN							
at Michigan State							
at Minnesota							
INDIANA							
at Ohio State							
RUTGERS							

KICKING & PUNTING

KICKOFFS

Season	KO	Total Yds.	TB	OB	Kick Avg.	Returns	Rtn. Yds.	Yds./Rtn.
Stout, Jordan	25	1,590	24	0	63.6	0	0	0.0
IDAHO	13	820	12	0	63.1	0	0	0.0
BUFFALO	8	510	8	0	63.8	0	0	0.0
PITT	4	260	4	0	65.0	0	0	0.0
at Maryland								
PURDUE								
at Iowa								
MICHIGAN								
at Michigan State								
at Minnesota								
INDIANA								
at Ohio State								
RUTGERS								

PUNTING

Season	No.	Total Yds.	Avg.	Long	FC	I20	50+	Blk
Gillikin, Blake	13	535	41.2	53	6	9	2	0
Team	1	13	13.0	13	0	0	0	1
Game	No.	Total Yds.	Avg.	Long	FC	I20	50+	Blk
IDAHO	1	32	32.0	32	0	1	0	0
BUFFALO	5	206	41.2	51	2	2	1	0
PITTSBURGH	7	297	42.4	53	4	6	1	0
at Maryland								
PURDUE								
at Iowa								
MICHIGAN								
at Michigan State								
at Minnesota								
INDIANA								
at Ohio State								
RUTGERS								

INDIVIDUAL GAME-BY-GAME

TACKLES

Total Tackles	UA-A	Total	IDAHO	UB	UP
Johnson, Jan LB	6-15	21	1-1	1-13	4-1
Parsons, Micah LB	10-10	20	1-0	2-8	7-2
Brown, Cam LB	9-9	18	1-0	5-5	3-4
Taylor, Garrett S	8-8	16	0-1	2-6	6-1
Castro-Fields CB	12-4	16	3-0	6-2	3-2
Sutherland, J. S	6-5	11	2-1	0-3	4-1
Mustipher, PJ DT	4-5	9	2-2	2-2	0-1
Wade, Lamont S	6-3	9	3-1	1-1	2-1
Reid, John CB	6-3	9	2-0	2-2	2-1
Windsor, Robert DT	2-6	8	0-1	1-4	1-1
Brisker, Jaquan S	3-5	8	0-1	3-4	-
Gordon, Trent CB	5-3	8	2-0	2-1	1-2
Toney, Shaka DE	3-5	8	1-0	0-2	2-3
Simmons, Shane DE	4-3	7	0-2	1-0	3-1
Luketa, Jesse LB	2-5	7	1-2	0-2	1-1
Brooks, Ellis LB	3-3	6	1-2	1-1	1-0
Smith, Brandon LB	3-3	6	3-0	0-3	-
Gross-Matos, Y. DE	4-2	6	2-1	2-1	-
Johnson, D. CB	4-2	6	DNP	1-1	3-1
Oweh, Jayson DE	4-1	5	2-0	2-1	-
Isaac, Adisa DE	1-4	5	1-2	0-2	DNP
Joseph, Daniel DE	1-3	4	1-1	0-2	-
Hansard, Fred DT	2-2	4	-	2-1	0-1
Shelton, A. DT	3-0	3	1-0	-	2-0
Chizmar, Max LB	0-3	3	0-1	0-2	DNP
Ellis, Keaton CB	1-1	2	-	0-1	1-0
Barber, Damion DT	0-2	2	DNP	0-2	-
Dixon, Lance LB	0-2	2	0-2	-	-
Neff, Justin S	1-1	2	1-1	-	DNP
Brown, DJ CB	1-0	1	1-0	-	DNP
Hartlaub, Drew S	0-1	1	-	0-1	-
Culpepper, J. DT	0-1	1	-	0-1	-

TFL & SACKS

TFL (Sacks)	ID	UB	PITT	at MD	PUR	at IOWA	MICH	MSU	at MINN	IND	at OSU	RU
Brisker, Jaquan	-	1.0 (-)	-									
Brooks, Ellis	-	-	1.0 (-)									
Brown, Cam	-	-	1.5 (1.0)									
Castro-Fields, Tariq	1.0 (-)	1.0 (-)	1.0 (-)									
Gross-Matos, Yetur	2.5 (2.5)	1.0 (1.0)	-									
Hansard, Fred	-	1.5 (-)	-									
Isaac, Adisa	0.5 (-)	-	DNP									
Johnson, Jan	-	-	1.0 (1.0)									
Joseph, Daniel	1.0 (1.0)	0.5 (-)	-									
Luketa, Jesse	0.5 (-)	-	-									
Mustipher, PJ	-	1.0 (-)	-									
Oweh, Jayson	1.0 (1.0)	-	-									
Parsons, Micah	-	2.0 (-)	2.0 (-)									
Reid, John	1.0 (1.0)	-	0.5 (-)									
Shelton, Antonio	1.0 (-)	-	1.0 (-)									
Simmons, Shane	-	1.0 (-)	-									
Smith, Brandon	1.0 (-)	-	-									
Sutherland, Jonathan	-	0.5 (-)	-									
Taylor, Garrett	-	-	1.0 (-)									
Toney, Shaka	1.0 (1.0)	0.5 (-)	1.0 (1.0)									
Windsor, Robert	0.5 (0.5)	-	-									
Team Total	11.0 (7.0)	10.0 (1.0)	10.0 (3.0)									

INDIVIDUAL GAME-BY-GAME

ALL-PURPOSE YARDS

	TOTAL	ID	UB	PITT	at MD	PUR	at IOWA	MICH	MSU	at MINN	IND	at OSU	RU
Brown, Journey	241	69	47	125									
Cain, Noah	99	44	2	53									
Clifford, Sean	113	57	51	5									
Dotson, Jahan	143	13	109	21									
Eury, Nick	44	44	DNP	DNP									
Ford, Devyn	132	113	1	18									
Freiermuth, Pat	140	25	99	16									
George, Daniel	28	28	-	INJ									
Hamler, KJ	373	159	84	130									
Hippenhammer, Mac	13	13	DNP	-									
Kuntz, Zack	8	8	-	-									
Levis, Will	21	21	-	DNP									
Luketa, Jesse	10	-	10	-									
Reid, John	61	25	36	-									
Shorter, Justin	74	36	9	29									
Shuster, Michael	-5	-5	DNP	DNP									
Slade, Ricky	89	35	8	46									
Strange, Brenton	4	4	DNP	DNP									
Sullivan-Brown, Cam	21	13	-	8									
Weller, Justin	10	10	DNP	-									

RED ZONE RECAP

PENN STATE				OPPONENT			
Opponent	Scores/Chances	Result	Pct.	Opponent	Series	Result	Pct.
IDAHO	8/8	6 TD, 2 FG	100%	IDAHO	1/1	1 TD	100%
BUFFALO	2/2	1 TD, 1 FG	100%	BUFFALO	3/3	1 TD, 2 FG	100%
PITT	2/2	2 TD	100%	PITT	2/3	1 TD, 1 FG, 1 Missed FG	66%
at Maryland				at Maryland			
PURDUE				PURDUE			
at Iowa				at Iowa			
MICHIGAN				MICHIGAN			
at Michigan State				at Michigan State			
at Minnesota				at Minnesota			
INDIANA				INDIANA			
at Ohio State				at Ohio State			
RUTGERS				RUTGERS			
TOTAL	12/12	9 TD, 3 FG	100%	TOTAL	6/7	3 TD, 3 FG, 1 Missed FG	86%

GAME LEADERS

Opponent	Rushing Attempts	Rushing Yards	Receptions	Receiving Yards	All-Purpose Yards	Tackles
IDAHO	Cain - 9	Ford - 107	Hamler - 4	Hamler - 115	Hamler - 159	Mustipher/Wade - 4
BUFFALO	Clifford - 11	Clifford - 51	Freiermuth - 8	Dotson - 109	Dotson - 109	J. Johnson - 14
PITT	J. Brown - 10	J. Brown - 109	Hamler - 3	Hamler - 68	Hamler - 130	Parsons - 9
at Maryland						
PURDUE						
at Iowa						
MICHIGAN						
at Michigan State						
at Minnesota						
INDIANA						
at Ohio State						
RUTGERS						

TURNOVERS BY GAME

PENN STATE: 3 GAINED

TYPE	QTR	PLAYER	PLAYS/ YDS	1st DOWNS	RESULT
IDAHO (1)					
Interception	3	Reid of Petrino	4/6	-	TD
BUFFALO (2)					
Fumble	1	Brown by Marks	2/37	-	TD
Interception	3	Reid of Myers	36	-	Return TD
PITTSBURGH (0)					
-	-	-	-	-	-

OPPONENT: 2 GAINED

TYPE	QTR	PLAYER	PLAYS/ YDS	1st DOWNS	RESULT
IDAHO (1)					
Fumble	4	Crawford by Hippenhammer	2/25	1	TD
BUFFALO (1)					
Fumble	4	Washington by Slade	3/4	-	INT
PITTSBURGH (0)					
-	-	-	-	-	-

TURNOVERS BY PLAYER

FUMBLES/INTERCEPTIONS

FUMBLES	No-Lost	IDAHO	UB	UP
Clifford, Sean	2-0	1-0	-	1-0
Hippenhammer, M	2-1	2-1	DNP	-
Slade, Ricky	2-1	-	2-1	-

FUMBLES FORCED	Number	IDAHO	UB	UP
Brown, Cam	1	-	1	-
Johnson, Jan	1	-	-	1

FUMBLES RECOVERED	Number	IDAHO	UB	UP
Brown, Cam	1	-	1	-

INT. RETURNS	No-Yds	IDAHO	UB	UP
Reid, John	2-61	1-25	1-36	-

SCORING BREAKDOWN

PENN STATE DRIVES

Totals: 20 scoring drives (16 TD, 4 FG)

Special Teams/Defensive Touchdown:

Reid 36-yard interception return vs. Buffalo (9/7)

LONGEST DRIVES BY:

Plays:	14	IDAHO (8/31)
	10	IDAHO (8/31)
Yards:	95	IDAHO (8/31)
	76	IDAHO (8/31)
Time:	5:51	IDAHO (8/31)
	4:47	IDAHO (8/31)

OPPONENT DRIVES

Totals: 4 scoring drive (2 TD, 2 FG)

Special Teams/Defensive Touchdown: None

LONGEST DRIVES BY:

Plays:	19	BUFFALO (9/7)
	10	2x, last: BUFFALO (9/7)
Yards:	96	BUFFALO (9/7)
	69	BUFFALO (9/7)
Time:	8:34	BUFFALO (9/7)
	4:55	BUFFALO (9/7)

LONG PLAY BREAKDOWN**BY YARDAGE****OFFENSE (19)**

Yds	Type	Player(s)	Opponent
85	Run	Brown, Journey	Pittsburgh
81*	Run	Ford, Devyn	Idaho
58	Run	Clifford, Sean	Buffalo
56*	Pass	Dotson, Jahan from Clifford, Sean	Buffalo
53	Pass	Hamler, KJ from Clifford, Sean	Pittsburgh
45	Pass	Hamler, KJ from Clifford, Sean	Buffalo
40	Pass	Slade, Ricky from Clifford, Sean	Pittsburgh
36*	Pass	Hamler, KJ from Clifford, Sean	Idaho
36	Pass	Hamler, KJ from Clifford, Sean	Idaho
28*	Pass	Dotson, Jahan from Clifford, Sean	Buffalo
28*	Pass	Freiermuth, Pat from Clifford, Sean	Buffalo
26	Pass	Slade, Ricky from Clifford, Sean	Idaho
25	Pass	Freiermuth, Pat from Clifford, Sean	Idaho
25	Run	Clifford, Sean	Idaho
23*	Pass	Freiermuth, Pat from Clifford, Sean	Buffalo
23*	Run	Brown, Journey	Idaho
22	Pass	Hamler, KJ from Clifford, Sean	Idaho
21*	Pass	Hamler, KJ from Clifford, Sean	Idaho
20	Pass	George, Daniel from Clifford, Sean	Idaho

DEFENSE (2)

Yds	Type	Player(s)	Opponent
36*	INT	Reid, John	Buffalo
25	INT	Reid, John	Idaho

SPECIAL TEAMS (4)

Yds	Type	Player(s)	Opponent
25	PR	Hamler, KJ	Idaho
24	KR	Hamler, KJ	Pittsburgh
22	PR	Hamler, KJ	Buffalo
20	KR	Hamler, KJ	Pittsburgh

* Touchdown scored on play

LONG PLAY BREAKDOWN

LONG PLAYS BY THE NUMBERS

BY YARDAGE

Yards	No.	TD
100+	0	0
90-99	0	0
80-89	2	1
70-79	0	0
60-69	0	0
50-59	3	1
40-49	2	0
30-39	3	2
20-29	15	5

BY TYPE

Type	No.	TD
Rushing	5	2
Passing	14	6
Punt returns	2	0
Kick returns	2	0
Interceptions	2	1
Fumble returns	0	0
Other	0	0
TOTAL	25	9

20+ YARD PLAYS BY PLAYER

Player	No.	TD	R	P	KR	PR	IR	FR
Brown, Journey	2	1	2	0	0	0	0	0
Clifford, Sean	2	0	2	0	0	0	0	0
Dotson, Jahan	2	2	0	2	0	0	0	0
Ford, Devyn	1	1	1	0	0	0	0	0
Freiermuth, Pat	3	2	0	3	0	0	0	0
George, Daniel	1	0	0	1	0	0	0	0
Hamler, KJ	10	2	0	6	2	2	0	0
Reid, John	2	1	0	0	0	0	2	0
Slade, Ricky	2	0	0	2	0	0	0	0
TOTAL	25	9	5	14	2	2	2	0

LONGEST PLAYS OF THE YEAR

Rushing	85	Brown, Journey	Pittsburgh (9/14/19)
Rushing Touchdown	81*	Ford, Devyn	Idaho (8/31/19)
Passing	56*	Dotson, Jahan from Clifford, Sean	Buffalo (9/7/19)
Passing Touchdown	56*	Dotson, Jahan from Clifford, Sean	Buffalo (9/7/19)
Kick Return	24	Hamler, KJ	Pittsburgh (9/14/19)
Punt Return	25	Hamler, KJ	Idaho (8/31/19)
Interception Return	36*	Reid, John	Buffalo (9/7/19)
Punt	53	Gillikin, Blake	Pittsburgh (9/14/19)
Field Goal	57	Stout, Jordan	Pittsburgh (9/14/19)

* - touchdown scored on play

PENN STATE (25 PLAYS)

Play	#	Long	Play	Opponent
Passing:	14	56*	Dotson, Jahan from Clifford, Sean	Buffalo
Rushing:	5	85	Brown, Journey	Pittsburgh
KR:	2	24	Hamler, KJ	Pittsburgh
PR:	2	25	Hamler, KJ	Idaho
Interception:	2	36*	Reid, John	Buffalo

Opp.	#	Long	Play	Type
IDAHO	12	81*	Ford, Devyn	Run
BUFFALO	8	58	Clifford, Sean	Run
PITTSBURGH	5	85	Brown, Journey	Run
at Maryland				
PURDUE				
at Iowa				
MICHIGAN				
at Michigan State				
at Minnesota				
INDIANA				
at Ohio State				
RUTGERS				

OPPONENTS (15 PLAYS)

Play	#	Long	Play	Opponent
Passing:	13	48	Davis, A.J. from Pickett, Kenny	Pittsburgh
Run:	2	29	Marks, Kevin	Buffalo

Opp.	#	Long	Play	Type
IDAHO	2	38	Cotton, Jeff from Richardson, Colton	Pass
BUFFALO	6	42	Nunn, Antonio from Myers, Matt	Pass
PITTSBURGH	7	48	Davis, A.J. from Pickett, Kenny	Pass

at Maryland
PURDUE
at Iowa
MICHIGAN
at Michigan State
at Minnesota
INDIANA
at Ohio State
RUTGERS

* - touchdown scored on play

TACKLE BREAKDOWN

RUSHING TACKLES

Johnson, Jan	15
Brown, Cam	14
Parsons, Micah	14
Mustipher, PJ	9
Castro-Fields, Tariq	8
Taylor, Garrett	7
Windsor, Robert	7
Gross-Matos, Yetur	6
Luketa, Jesse	6
Simmons, Shane	6
Toney, Shaka	6
Oweh, Jayson	5
Smith, Brandon	5
Brisker, Jaquan	4
Brooks, Ellis	4
Hansard, Fred	4
Isaac, Adisa	4
Joseph, Daniel	4
Sutherland, Jonathan	4
Chizmar, Max	3
Shelton, Antonio	3
Wade, Lamont	3
Barber, Damion	2
Dixon, Lance	2
Gordon, Trent	2
Neff, Justin	2
Reid, John	2
Culpepper, Judge	1
Ellis, Keaton	1
Johnson, Donovan	1
TOTAL	154

PASSING TACKLES

Taylor, Garrett	9
Castro-Fields, Tariq	8
Reid, John	7
Gordon, Trent	6
Johnson, Jan	6
Parsons, Micah	6
Wade, Lamont	6
Johnson, Donovan	5
Brisker, Jaquan	4
Brown, Cam	4
Sutherland, Jonathan	4
Brooks, Ellis	3
Toney, Shaka	2
Brown, D.J.	1
Isaac, Adisa	1
Luketa, Jesse	1
Simmons, Shane	1
Smith, Brandon	1
Windsor, Robert	1
TOTAL	70

SPECIAL TEAMS TACKLES

	Total	KO	Punt
Sutherland, Jonathan	3	-	3
Hartlaub, Drew	1	-	1
TOTALS	4	-	4

SEASON SUPERLATIVES

PENN STATE INDIVIDUAL

Rushes	11	Sean Clifford, Buffalo (9/7)
Yards Rushing	109	Journey Brown, Pittsburgh (9/14)
TD Rushes	2	Journey Brown/Noah Cain, Idaho (8/31)
Long Rush	85	Journey Brown, Pittsburgh (9/14)
Pass Attempts	30	Sean Clifford, Pittsburgh (9/14)
Pass Completions	16	Sean Clifford, Buffalo (9/7)
Yards Passing	280	Sean Clifford, Idaho (8/31)
TD Passes	4	Sean Clifford, Buffalo (9/7)
Long Pass	56	Sean Clifford, Buffalo (9/7)
Receptions	8	Pat Freiermuth, Buffalo (9/7)
Yards Receiving	115	KJ Hamler, Idaho (8/31)
TD Receptions	2	Twice, Last: Pat Freiermuth, Buffalo (9/7)
Long Reception	56	Jahan Dotson, Buffalo (9/7)
Field Goals	2	Jake Pinegar, Idaho (8/31)
Long Field Goal	57	Jordan Stout, Pittsburgh (9/14)
Punts	7	Blake Gillikin, Pittsburgh (9/14)
Punting Avg.	42.4	Blake Gillikin, Pittsburgh (9/14)
Long Punt	53	Blake Gillikin, Pittsburgh (9/14)
Punts Inside 20	6	Blake Gillikin, Pittsburgh (9/14)
Long Punt Return	25	KJ Hamler, Idaho (8/31)
Long Kickoff Return	24	KJ Hamler, Pittsburgh (9/14)
Tackles	14	Jan Johnson, Buffalo (9/7)
Sacks	2.5	Yetur Gross-Matos, Idaho (8/31)
Tackles For Loss	2.5	Yetur Gross-Matos, Idaho (8/31)
Interceptions	1	Twice, Last: John Reid, Buffalo (9/7)

OPPONENT INDIVIDUAL

Rushes	23	Jaret Patterson, Buffalo (9/7)
Yards Rushing	71	Jaret Patterson, Buffalo (9/7)
TD Rushes	1	Vincent Davis, Pittsburgh (9/14)
Long Rush	29	Kevin Marks, Buffalo (9/7)
Pass Attempts	51	Kenny Pickett, Pittsburgh (9/14)
Pass Completions	35	Kenny Pickett, Pittsburgh (9/14)
Yards Passing	372	Kenny Pickett, Pittsburgh (9/14)
TD Passes	1	Twice, Last: Matt Myers, Buffalo (9/7)
Long Pass	48	Kenny Pickett, Pittsburgh (9/14)
Receptions	12	Taysir Mack, Pittsburgh (9/14)
Yards Receiving	125	Taysir Mack, Pittsburgh (9/14)
TD Receptions	1	Twice, Last: Julien Bourassa, Buffalo (9/7)
Long Reception	48	A.J. Davis, Pittsburgh (9/14)
Field Goals	2	Alex McNulty, Buffalo (9/7)
Long Field Goal	32	Alex McNulty, Buffalo (9/7)
Punts	11	Cade Coffey, Idaho (8/31)
Punting Avg.	45.2	Kirk Christodoulou, Pittsburgh (9/14)
Long Punt	62	Kirk Christodoulou, Pittsburgh (9/14)
Punts Inside 20	4	Kirk Christodoulou, Pittsburgh (9/14)
Long Punt Return	11	Ron Cook, Buffalo (9/7)
Long Kickoff Return	-	-
Tackles	11	Paris Ford, Pittsburgh (9/14)
Sacks	1.5	Jaylen Twyman, Pittsburgh (9/14)
Tackles For Loss	2.0	Twice, Last: Chibueze Onwuka, Buffalo (9/7)
Interceptions	-	-

PENN STATE TEAM

	Highs	Lows
Rushes	45, Idaho (8/31)	24, Buffalo (9/7)
Yards Rushing	331, Idaho (8/31)	78, Buffalo (9/7)
Yards Per Rush	7.4, Idaho (8/31)	3.2, Buffalo (9/7)
TD Rushes	7, Idaho (8/31)	1, Buffalo (9/7)
Pass Attempts	37, Idaho (8/31)	22, Buffalo (9/7)
Pass Completions	25, Idaho (8/31)	14, Pittsburgh (9/14)
Yards Passing	342, Idaho (8/31)	222, Pittsburgh (9/14)
Yards Per Pass	15.9, Pittsburgh (9/14)	12.7, Buffalo (9/7)
TD Passes	4, Buffalo (9/7)	0, Pittsburgh (9/14)
Total Plays	82, Idaho (8/31)	46, Buffalo (9/7)
Total Offense	673, Idaho (8/31)	357, Buffalo (9/7)
Yards Per Play	8.2, Idaho (8/31)	6.3, Pittsburgh (9/14)
Points	79, Idaho (8/31)	17, Pittsburgh (9/14)
Sacks By	7, Idaho (8/31)	1, Buffalo (9/7)
First Downs	35, Idaho (8/31)	14, Buffalo (9/7)
Penalties	3, 3x, Last: Pittsburgh (9/14)	-
Penalty Yards	40, Pittsburgh (9/14)	25, Buffalo (9/7)
Turnovers	1, Twice, Last: Buffalo (9/7)	0, Pittsburgh (9/14)
Interceptions By	1, Twice, Last: Buffalo (9/7)	0, Pittsburgh (9/14)
Punts	7, Pittsburgh (9/14)	2, Idaho (8/31)
Punting Avg.	42.4, Pittsburgh (9/14)	22.5, Idaho (8/31)
Long Punt	53, , Pittsburgh (9/14)	32, Idaho (8/31)
Punts Inside 20	6, Pittsburgh (9/14)	1, Idaho (8/31)
Long Punt Return	25, Idaho (8/31)	22, Buffalo (9/7)
Long Kick Return	24, Pittsburgh (9/14)	13, Buffalo (9/7)

OPPONENT TEAM

	Highs	Lows
Rushes	58, Buffalo (9/7)	25, Pittsburgh (9/14)
Yards Rushing	184, Buffalo (9/7)	4, Idaho (8/31)
Yards Per Rush	3.2, Buffalo (9/7)	0.1, Idaho (8/31)
TD Rushes	1, Pittsburgh (9/14)	-
Pass Attempts	51, Pittsburgh (9/14)	26, Idaho (8/31)
Pass Completions	35, Pittsburgh (9/14)	16, Twice, Last: Buffalo (9/7)
Yards Passing	372, Pittsburgh (9/14)	141, Idaho (8/31)
Yards Per Pass	10.6, Pittsburgh (9/14)	7.7, Buffalo (9/7)
TD Passes	1, Twice, Last: Buffalo (9/7)	0, Pittsburgh (9/14)
Total Plays	90, Buffalo (9/7)	54, Idaho (8/31)
Total Offense	429, Buffalo (9/7)	145, Idaho (8/31)
Yards Per Play	5.2, Pittsburgh (9/14)	2.7, Idaho (8/31)
Points	13, Buffalo (9/7)	7, Idaho (8/31)
Sacks By	3, Twice, Last: Pittsburgh (9/14)	-
First Downs	22, Buffalo (9/7)	5, Idaho (8/31)
Penalties	10, Idaho (8/31)	2, Pittsburgh (9/14)
Penalty Yards	78, Buffalo (9/7)	18, Pittsburgh (9/14)
Turnovers	2, Buffalo (9/7)	0, Pittsburgh (9/14)
Interceptions By	-	-
Punts	12, Idaho (8/31)	6, Twice, Last: Pittsburgh (9/14)
Punting Avg.	45.2, Pittsburgh (9/14)	31.3, Buffalo (9/7)
Long Punt	62, Pittsburgh (9/14)	39, Buffalo (9/7)
Punts Inside 20	4, Pittsburgh (9/14)	1, Idaho (8/31)
Long Punt Return	11, Buffalo (9/7)	8, Pittsburgh (9/14)
Long Kick Return	-	-

THE LAST TIME...

PENN STATE

100+ Yards Rushing: 109, Journey Brown vs. Pittsburgh, 2019
 150+ Yards Rushing: 159, Miles Sanders vs. Wisconsin, 2018
 200+ Yards Rushing: 200, Miles Sanders at Illinois, 2018
 300+ Yards Rushing: 327, Larry Johnson at Indiana, 2002
 30-34 Rushing Attempts: 33, Saquon Barkley at Indiana, 2016
 35+ Rushing Attempts: 35, Zach Zwinak vs. Nebraska, 2013
 Three Touchdowns Rushing: Miles Sanders at Illinois, 2018
 Four Touchdowns Rushing: Saquon Barkley at Pittsburgh, 2016
 Five Touchdowns Rushing: Ki-Jana Carter vs. Michigan State, 1994
 60+ Yard Run: 85, Journey Brown vs. Pittsburgh, 2019
 70+ Yard Run: 85, Journey Brown vs. Pittsburgh, 2019
 80+ Yard Run: 85, Journey Brown vs. Pittsburgh, 2019
 90+ Yard Run: 92, Saquon Barkley vs. Washington, 2017 @
 Two Players Rush For 100 Yards: Saquon Barkley (195) & Akeel Lynch (120) vs. Rutgers, 2015
 Four Rushing TD in One Quarter: vs. UMass, 2014 (2nd; Belton [2], Zwinak [2])
 300+ Yards Passing: 342, Trace McSorley vs. Washington, 2017 @
 350+ Yards Passing: 381, Trace McSorley at Michigan State, 2017
 400+ Yards Passing: 454, Christian Hackenberg vs. UCF, 2014 #
 20-24 Pass Completions: 20, Trace McSorley vs. Appalachian State, 2018
 25-29 Pass Completions: 26, Trace McSorley at Michigan State, 2017
 30-34 Pass Completions: 32, Trace McSorley vs. Washington, 2017 @
 35+ Pass Completions: 35, Matt McGloin vs. Northwestern, 2012
 30-39 Pass Attempts: 30, Sean Clifford vs. Pittsburgh, 2019
 40-49 Pass Attempts: 41, Trace McSorley vs. Washington, 2017@
 50+ Pass Attempts: 50, Christian Hackenberg vs. Boston College, 2014 %
 Four Touchdown Passes: Sean Clifford vs. Buffalo, 2019
 Five Touchdown Passes: Rashard Casey vs. Louisiana Tech, 2000
 Four Interceptions Thrown: Zack Mills at Boston College, 2004
 300+ Yards Total Offense: 330 (279 P, 51 R), Sean Clifford vs. Buffalo, 2019
 350+ Yards Total Offense: 461 (286 P, 175 R), Trace McSorley vs. Ohio State, 2018
 400+ Yards Total Offense: 461 (286 P, 175 R), Trace McSorley vs. Ohio State, 2018
 100+ Yards Receiving: 109, Jahan Dotson vs. Buffalo, 2019
 150+ Yards Receiving: 187, Chris Godwin vs. USC, 2016 ^
 200+ Yards Receiving: 216, Deon Butler vs. Northwestern, 2006
 Two Players w/ 100 Yards Receiving: DaeSean Hamilton (112) & DeAndre Thompkins (102) at Michigan State, 2017
 Two Players w/ 150 Yards Receiving: Geno Lewis (173) & DaeSean Hamilton (165) vs. UCF, 2014 #
 Back-to-Back 100 Yards Receiving Games: Chris Godwin, 2015 (103 at Ohio State; 135 vs. Maryland)
 Three Straight 100-Yard Receiving Games: Allen Robinson, 2013 (133 vs. Syracuse; 129 vs. Eastern Michigan; 143 vs. UCF)
 10+ Receptions: 12, Saquon Barkley at Iowa, 2017
 50+ Yard Reception: 53, KJ Hamler from Sean Clifford vs. Pittsburgh, 2019
 60+ Yard Reception: 93, KJ Hamler from Trace McSorley vs. Ohio State, 2018
 70+ Yard Reception: 93, KJ Hamler from Trace McSorley vs. Ohio State, 2018
 80+ Yard Reception: 93, KJ Hamler from Trace McSorley vs. Ohio State, 2018
 Three Touchdowns Receiving: DaeSean Hamilton vs. Indiana, 2017
 Four Touchdowns Receiving: Bobby Engram vs. Minnesota, 1993
 150+ All-Purpose Yards: 159 (16 Rush, 115 Rec, 28 PR), KJ Hamler vs. Idaho, 2019
 200+ All-Purpose Yards: 200 (200 Rush), Miles Sanders at Illinois, 2018
 250+ All-Purpose Yards: 358 (211 Rush, 94 Rec, 53 KR), Saquon Barkley at Iowa, 2017 (SR)
 300+ All-Purpose Yards: 358 (211 Rush, 94 Rec, 53 KR), Saquon Barkley at Iowa, 2017 (SR)
 Five Touchdowns Scored: 5 (4 rushing, 1 receiving), Saquon Barkley at Pittsburgh, 2016
 Kickoff Return For Touchdown: 97, Saquon Barkley at Ohio State, 2017
 Rushing, Receiving & Kickoff Return TD in a game: Derrick Williams vs. Illinois, 2008
 100-Yard Kickoff Return: 100, Chaz Powell vs. Youngstown State, 2010
 Punt Return For Touchdown: 39, DeAndre Thompkins at Pittsburgh, 2018
 80-Yard Punt Return: 81, Bryant Johnson vs. Michigan State, 2002
 Zero Punts in a Game: Purdue, 2013
 Multiple Interceptions: 2, Trevor Williams at Rutgers, 2014
 90-Yard Interception Return: 99, Michael Mauti at Illinois, 2012
 Interception Return For Touchdown: 36, John Reid vs. Buffalo, 2019
 Five Interceptions in a Game (Team): at Rutgers, 2014
 Fumble Return For Touchdown (Defense): 9 yards, Torrence Brown at Indiana, 2016 (forced by Brandon Bell)
 Fumble Return For Touchdown (Special Teams): 14 yards, Nick Scott vs. Indiana, 2017 (forced by Irvin Charles)
 Blocked Field Goal: Nick Scott at Michigan, 2018
 Blocked Field Goal For Touchdown: 60 yards, Grant Haley vs. Ohio State, 2016 (Marcus Allen block)
 Blocked Extra Point: Parker Cothren at Northwestern, 2015
 Blocked Punt: Journey Brown vs. Buffalo, 2019
 Two Blocked Punts: Jonathan Sutherland vs. Idaho, 2019
 Blocked Punt For Touchdown: 0 yards, Michael Yancich vs. Ohio State, 2012 (Mike Hull block)
 Safety: Team (holding in the end zone) at Pittsburgh, 2018
 Two-Point Conversion Attempt: Mac Hippenhammer (Rush, Failed) vs. Ohio State, 2018
 50-Yard Field Goal: 57, Jordan Stout vs. Pittsburgh, 2019
 Four Field Goals: Tyler Davis at Rutgers, 2016
 Five Field Goals: Collin Wagner vs. Temple, 2010

OPPONENT

100+ Yards Rushing: 144, Benny Snell, Kentucky, 2018 +
 150+ Yards Rushing: 185, Jonathan Taylor, Wisconsin, 2018
 200+ Yards Rushing: 203, BenJarvus Green-Ellis, Indiana, 2003
 30-34 Rushing Attempts: 30, Jeremy Langford, Michigan State, 2014
 35+ Rushing Attempts: 44, Mike Hart, Michigan, 2007 (OR)
 Three Touchdowns Rushing: Trevor Siemian, Northwestern, 2014
 Four Touchdowns Rushing: Montee Ball, Wisconsin, 2011
 50+ Yard Run: 71, Jonathan Taylor, Wisconsin, 2018
 60+ Yard Run: 71, Jonathan Taylor, Wisconsin, 2018
 70+ Yard Run: 71, Jonathan Taylor, Wisconsin, 2018
 Two Players Rush For 100 Yards: Rodney Smith (104) & Shannon Brooks (100), Minnesota, 2016
 300+ Yards Passing: 372, Kenny Pickett, Pittsburgh, 2019
 400+ Yards Passing: 400, Brian Lewerke, Michigan State, 2017
 500+ Yards Passing: 532, Case Keenum, Houston, 2011 (OR) *
 25-29 Pass Completions: 35, Kenny Pickett, Pittsburgh, 2019
 30-44 Pass Completions: 35, Kenny Pickett, Pittsburgh, 2019
 45+ Pass Completions: 45, Case Keenum, Houston, 2011 (OR) *
 30-39 Pass Attempts: 51, Kenny Pickett, Pittsburgh, 2019
 40-49 Pass Attempts: 51, Kenny Pickett, Pittsburgh, 2019
 50+ Pass Attempts: 51, Kenny Pickett, Pittsburgh, 2019
 60+ Pass Attempts: 61, Brian Hoyer, Michigan State, 2006
 Four Touchdown Passes: J.T. Barrett, Ohio State, 2017
 Five Touchdown Passes: Sam Darnold, USC, 2016 ^
 Four Interceptions Thrown: P.J. Walker, Temple, 2014
 Five Interceptions Thrown: Gary Nova, Rutgers, 2014
 300+ Yards Total Offense: 379 (372 P, 7 R), Kenny Pickett, Pittsburgh, 2019
 400+ Yards Total Offense: 425 (400 P, 25 R), Brian Lewerke, Michigan State, 2017
 500+ Yards Total Offense: 542 (532 P, 10 R), Case Keenum, Houston, 2011 (OR) *
 100+ Yards Receiving: 125, Taysir Mack, Pittsburgh, 2019
 150+ Yards Receiving: 185, Stanley Morgan, Nebraska, 2017
 200+ Yards Receiving: 228, Patrick Edwards, Houston, 2011 *
 10+ Receptions: 12, Taysir Mack, Pittsburgh, 2019
 50+ Yard Reception: 54, Lynn Bowden, Jr. from Terry Wilson, Kentucky, 2018 +
 70+ Yard Reception: 70, Akrum Wadley from Nate Stanley, Iowa, 2017
 80+ Yard Reception: 80, Dominique Barnes from Kurt Hess, Youngstown State, 2010
 90+ Yard Reception: 99, Thomas Lewis from John Paci, Indiana, 1993
 Three Touchdown Receptions: Deonta Burnett, USC, 2016 ^
 Kickoff Return For Touchdown: 100, Darrynton Evans, Appalachian State, 2018
 90-Yard Kickoff Return: 100, Darrynton Evans, Appalachian State, 2018
 100-Yard Kickoff Return: 100, Darrynton Evans, Appalachian State, 2018
 Punt Return For Touchdown: 58, Lynn Bowden, Jr., Kentucky, 2018 +
 70-Yard Punt Return: 75, Venric Mark, Northwestern, 2012
 80-Yard Punt Return: 87, Willie Reid, Florida State, 2005 !
 Multiple Interceptions: 2, David Dowell, Michigan State, 2017
 Interception Return For Touchdown: 62, Brandon Watson, Michigan, 2018
 Fumble Return For Touchdown: 12, Ryan Connelly, Wisconsin, 2016 &
 Blocked Punt: Sean McCormick, Idaho, 2019
 Blocked Punt For Touchdown: 27, Lerentee McCray, Florida, 2011 \$
 Blocked Field Goal: Josh Allen, Kentucky, 2018 +
 Blocked Extra Point: Brandon Wilson, Indiana, 2018
 Safety: 2, Team (blocked punt, snap out of the end zone on punt), Iowa, 2018
 Two Safeties: Team (blocked punt, snap out of the end zone on punt), Iowa, 2018
 Defensive Extra Point: 99, D.J. Johnson, Iowa, 2002
 50-Yard Field Goal: 50, Derek Dimke, Illinois, 2010
 Four Field Goals: Michael Geiger, Michigan State, 2016

& - Big Ten Championship Game | # - Croke Park Classic (Dublin, Ireland) | ! - Orange Bowl
 \$ - Outback Bowl | ^ - Rose Bowl | * - TicketCity Bowl | % - PinStripe Bowl | @ - PlayStation Fiesta Bowl
 | + - VRBO Citrus Bowl

(SR) - School Record | (OR) - Opponent Record

OFFENSIVE STARTERS

OPPONENT	LT	LG	C	RG	RT	TE	QB	RB	WR (X)	WR (H)	WR (Z)
IDAHO	Walker	Gonzalez	Menet	Thorpe	Fries	Freiermuth	Clifford	Slade	Shorter	Hamler	Dotson
BUFFALO	Walker	Gonzalez	Menet	Miranda	Fries	Freiermuth	Clifford	Slade	Shorter	Hamler	Dotson
PITTSBURGH	Walker	Gonzalez	Menet	Miranda	Fries	Freiermuth	Clifford	J. Brown	Bowers (TE)	Hamler	Dotson
at Maryland											
PURDUE											
at Iowa											
MICHIGAN											
at Michigan State											
at Minnesota											
INDIANA											
at Ohio State											
RUTGERS											

DEFENSIVE STARTERS

OPPONENT	DE	DT	DT	DE	SLB	MLB	WLB	CB	FS	SS	CB
IDAHO	Toney	Windsor	Shelton	Gross-Matos	Parsons	J. Johnson	Luketa	Castro-Fields	Wade	Taylor	Reid
BUFFALO	Toney	Windsor	Shelton	Gross-Matos	C. Brown	J. Johnson	Parsons	Castro-Fields	Wade	Taylor	Reid
PITTSBURGH	Toney	Windsor	Shelton	Gross-Matos	C. Brown	J. Johnson	Parsons	Castro-Fields	Wade	Taylor	Reid
at Maryland											
PURDUE											
at Iowa											
MICHIGAN											
at Michigan State											
at Minnesota											
INDIANA											
at Ohio State											
RUTGERS											

CAREER STARTS

Player	'16	'17	'18	'19	Total	Player	'16	'17	'18	'19	Total
Gonzalez, Steven (OL)	3	13	13	3	32	Miranda, Mike (OL)	-	-	1	2	3
Reid, John (CB)*	14	-	11	3	30	Toney, Shaka (DE)	-	-	-	3	3
Fries, Will (OL)	-	9	11	3	23	Wade, Lamont (S)	-	-	-	3	3
Brown, Cam (LB)	2	-	12	2	16	Walker, Rasheed (OL)	-	-	-	3	3
Gross-Matos, Yetur (DE)	-	-	13	3	16	Shorter, Justin (WR)	-	-	-	2	2
Hamler, KJ (WR)	-	-	13	3	16	Slade, Ricky (RB)	-	-	-	2	2
Johnson, Jan (LB)	-	-	13	3	16	Bowers, Nick (TE)	-	-	-	1	1
Windsor, Robert (DT)	1	-	12	3	16	Brown, Journey (RB)	-	-	-	1	1
Menet, Michal (OL)	-	-	12	3	15	Hansard, Fred (DT)	-	-	1	-	1
Taylor, Garrett (S)	-	-	12	3	15	Hippenhammer, Mac (WR)	-	-	1	-	1
Freiermuth, Pat (TE)	-	-	9	3	12	Luketa, Jesse (LB)	-	-	-	1	1
Dotson, Jahan (WR)	-	-	4	3	7	Sullivan-Brown, Cam (WR)	-	-	1	-	1
Castro-Fields, Tariq (CB)	-	-	2	3	5	Sutherland, Jonathan (S)	-	-	1	-	1
Parsons, Micah (LB)	-	-	1	3	4	Thorpe, C.J. (OL)	-	-	-	1	1
Shelton, Antonio (DT)	-	-	1	3	4						
Clifford, Sean (QB)	-	-	-	3	3						

* Started two games in 2015

PARTICIPATION CHART

	GP/GS	ID	UB	PITT	at MD	PUR	at IOWA	MICH	at MSU	at MINN	IND	at OSU	RU
90 Barber, Damion	2/0	-	P	P									
83 Bowers, Nick	3/1	P	P	ST									
7 Brisker, Jaquan	3/0	P	P	P									
13 Brooks, Ellis	3/0	P	P	P									
6 Brown, Cam	3/2	P	ST	ST									
24 Brown, DJ	3/0	P	P	P									
4 Brown, Journey	3/1	P	P	ST									
21 Cain, Noah	3/0	P	P	P									
23 Carr, Weston	1/0	P	-	-									
5 Castro-Fields, Tariq	3/3	ST	ST	ST									
88 Chisena, Dan	2/0	P	-	P									
50 Chizmar, Max	2/0	P	P	-									
14 Clifford, Sean	3/3	ST	ST	ST									
77 Culpepper, Judge	3/0	P	P	P									
10 Dixon, Lance	3/0	P	P	P									
5 Dotson, Jahan	3/3	ST	ST	ST									
72 Effner, Bryce	1/0	P	-	-									
2 Ellis, Keaton	3/0	P	P	P									
40 Eury, Nick	1/0	P	-	-									
28 Ford, Devyn	3/0	P	P	P									
87 Freiermuth, Pat	3/3	ST	ST	ST									
71 Fries, Will	3/3	ST	ST	ST									
11 George, Daniel	2/0	P	P	-									
93 Gillikin, Blake	3/0	P	P	P									
74 Gonzalez, Steven	3/3	ST	ST	ST									
19 Gordon, Trent	3/0	P	P	P									
99 Gross-Matos, Yetur	3/3	ST	ST	ST									
1 Hamler, KJ	3/3	ST	ST	ST									
53 Hansard, Fred	3/0	P	P	P									
37 Hartlaub, Drew	3/0	P	P	P									
27 Hawkins, Aeneas	1/0	P	-	-									
12 Hippenhammer, Mac	2/0	P	-	P									
48 Holmes, C.J.	2/0	-	P	P									
75 Holmes, Des	3/0	P	P	P									
20 Isaac, Adisa	2/0	P	P	-									
3 Johnson, Donovan	2/0	-	P	P									
36 Johnson, Jan	3/3	ST	ST	ST									
49 Joseph, Daniel	3/0	P	P	P									
45 Katshir, Charlie	3/0	P	P	P									
68 Kelly, Hunter	1/0	P	-	-									
82 Kuntz, Zack	3/0	P	P	P									
7 Levis, Will	3/0	P	P	P									
40 Luketa, Jesse	3/1	ST	P	P									
85 Lutz, Isaac	3/0	P	P	P									
89 Maxwell, Colton	1/0	P	-	-									
62 Menet, Michal	3/3	ST	ST	ST									
73 Miranda, Mike	3/2	P	ST	ST									
97 Mustipher, PJ	3/0	P	P	P									
35 Neff, Justin	3/0	P	P	P									
28 Oweh, Jayson	3/0	P	P	P									
11 Parsons, Micah	3/3	ST	ST	ST									
92 Pinegar, Jake	3/0	P	P	P									
9 Porter Jr., Joey	1/0	P	-	-									
58 Presta, Evan	1/0	P	-	-									
29 Reid, John	3/3	ST	ST	ST									
55 Shelton, Antonio	3/3	ST	ST	ST									
6 Shorter, Justin	3/3	ST	ST	ST									
15 Shuster, Michael	1/0	P	-	-									
34 Simmons, Shane	3/0	P	P	P									
3 Slade, Ricky	3/3	ST	ST	P									
12 Smith, Brandon	3/0	P	P	P									
91 Stoll, Chris	3/0	P	P	P									
98 Stout, Jordan	3/0	P	P	P									
86 Strange, Brenton	1/0	P	-	-									
81 Sullivan-Brown, Cam	3/0	P	P	P									
26 Sutherland, Jonathan	3/0	P	P	P									
17 Taylor, Garrett	3/3	ST	ST	ST									
69 Thorpe, C.J.	3/1	ST	P	P									
18 Toney, Shaka	3/3	ST	ST	ST									
98 Vasey, Dan	1/0	P	-	-									
92 Vilbert, Smith	1/0	-	P	-									
38 Wade, Lamont	3/3	ST	ST	ST									
53 Walker, Rasheed	3/3	ST	ST	ST									
79 Wallace, Caeden	3/0	P	P	P									
80 Weller, Justin	1/0	P	-	-									
54 Windsor, Robert	3/3	ST	ST	ST									
77 Wormley, Sal	1/0	P	-	-									

2019 RESULTS & STATISTICS

Date	Opponent	Score	Att.
Aug 31, 2019	IDAHO	W 79-7	104527
Sep 07, 2019	BUFFALO	W 45-13	104136
Sep 14, 2019	PITTSBURGH	W 17-10	108661

Record:	Overall	Home	Away	Neutral
All games	3-0	3-0	0-0	0-0
Conference	0-0	0-0	0-0	0-0
Non-Conference	3-0	3-0	0-0	0-0

Rushing	gp	att	gain	loss	net	avg	td	lg	avg/g
Brown, Journey	3	21	175	0	175	8.3	2	85	58.3
Ford, Devyn	3	12	117	0	117	9.8	2	81	39.0
Clifford, Sean	3	25	158	45	113	4.5	0	58	37.7
Cain, Noah	3	16	87	1	86	5.4	4	13	28.7
Eury, Nick	1	6	44	0	44	7.3	1	10	44.0
Slade, Ricky	3	12	23	2	21	1.8	1	5	7.0
Levis, Will	2	5	24	3	21	4.2	0	12	10.5
Hamler, KJ	3	1	16	0	16	16.0	0	16	5.3
Total	3	101	644	68	576	5.7	10	85	192.0
Opponents	3	111	337	125	212	1.9	1	29	70.7

Passing	gp	effic	comp-att-int	pct	yds	td	lg	avg/g
Clifford, Sean	3	172.54	44-75-0	58.7	781	6	56	260.3
Levis, Will	2	139.34	11-14-0	78.6	62	1	11	31.0
Total	3	167.32	55-89-0	61.8	843	7	56	281.0
Opponents	3	122.27	67-109-2	61.5	758	2	48	252.7

Receiving	gp	no.	yds	avg	td	lg	avg/g
Hamler, KJ	3	10	245	24.5	2	53	81.7
Freiermuth, Pat	3	10	140	14.0	2	28	46.7
Dotson, Jahan	3	7	143	20.4	2	56	47.7
Shorter, Justin	3	6	74	12.3	0	18	24.7
Ford, Devyn	3	4	15	3.8	0	9	5.0
Slade, Ricky	3	3	68	22.7	0	40	22.7
Brown, Journey	3	3	47	15.7	0	18	15.7
Carr, Weston	1	3	27	9.0	0	11	27.0
Sullivan-Brown	3	3	21	7.0	0	14	7.0
George, Daniel	2	2	28	14.0	0	20	14.0
Cain, Noah	3	1	13	13.0	0	13	4.3
Weller, Justin	1	1	10	10.0	0	10	10.0
Kuntz, Zack	3	1	8	8.0	0	8	2.7
Strange, B.	1	1	4	4.0	1	4	4.0
Total	3	55	843	15.3	7	56	281.0
Opponents	3	67	758	11.3	2	48	252.7

Field Goals	fg	pct.	01-19	20-29	30-39	40-49	50-99	lg	blk
Pinegar, Jake	3-3	100.0	0-0	1-1	2-2	0-0	0-0	38	0
Stout, Jordan	2-2	100.0	0-0	0-0	0-0	0-0	2-2	57	0

Scoring	td	fg	kick	PAT			dxp	saf	pts
				rush	rcv	pass			
Pinegar, Jake	-	3-3	18-18	-	-	-	-	-	27
Cain, Noah	4	-	-	-	-	-	-	-	24
Ford, Devyn	2	-	-	-	-	-	-	-	12
Hamler, KJ	2	-	-	-	-	-	-	-	12
Freiermuth, Pat	2	-	-	-	-	-	-	-	12
Dotson, Jahan	2	-	-	-	-	-	-	-	12
Brown, Journey	2	-	-	-	-	-	-	-	12
Stout, Jordan	-	2-2	-	-	-	-	-	-	6
Eury, Nick	1	-	-	-	-	-	-	-	6
Slade, Ricky	1	-	-	-	-	-	-	-	6
Reid, John	1	-	-	-	-	-	-	-	6
Strange, B.	1	-	-	-	-	-	-	-	6
Total	18	5-5	18-18	-	-	-	-	-	141
Opponents	3	3-5	3-3	-	-	-	-	-	30

Score by Quarters	1st	2nd	3rd	4th	OT	Total
Penn State	34	27	49	31	0	141
Opponents	0	20	3	7	0	30

Team Statistics	PSU	OPP
FIRST DOWNS	66	47
Rushing	23	14
Passing	38	29
Penalty	5	4
RUSHING YARDAGE	576	212
Rushing Attempts	101	111
Average Per Rush	5.7	1.9
Average Per Game	192.0	70.7
TDs Rushing	10	1
PASSING YARDAGE	843	758
Comp-Att-Int	55-89-0	67-109-2
Average Per Pass	9.5	7.0
Average Per Catch	15.3	11.3
Average Per Game	281.0	252.7
TDs Passing	7	2
TOTAL OFFENSE	1419	970
Average Per Play	7.5	4.4
Average Per Game	473.0	323.3
KICK RETURNS: #-Yards	6-86	0-0
PUNT RETURNS: #-Yards	8-68	3-19
INT RETURNS: #-Yards	2-61	0-0
FUMBLES-LOST	6-2	3-1
PENALTIES-Yards	9-95	20-163
PUNTS-AVG	14-39.1	24-36.7
TIME OF POSSESSION/Game	25:22	34:38
3RD-DOWN Conversions	7/30	16/54
4TH-DOWN Conversions	4/5	3/7

Interceptions	no.	yds	avg	td	lg
Reid, John	2	61	30.5	1	36

Punting	no.	yds	avg	lg	tb	fc	i20	50+	blk
Gillikin, Blake	13	535	41.2	53	0	6	9	2	1
TEAM	1	13	13.0	13	0	0	0	0	0

Punt Returns	no.	yds	avg	td	lg
Hamler, KJ	6	55	9.2	0	25
Hippenhammer, M	2	13	6.5	0	7
Total	8	68	8.5	0	25
Opponents	3	19	6.3	0	11

Kick Returns	no.	yds	avg	td	lg
Hamler, KJ	3	57	19.0	0	24
Brown, Journey	2	19	9.5	0	13
Luketa, Jesse	1	10	10.0	0	10
Total	6	86	14.3	0	24
Opponents	0	0	0.0	0	0

All Purpose	g	rush	rcv	pr	kr	ir	total	avg/g
Hamler, KJ	3	16	245	55	57	0	373	124.3
Brown, Journey	3	175	47	0	19	0	241	80.3
Dotson, Jahan	3	0	143	0	0	0	143	47.7
Freiermuth, Pat	3	0	140	0	0	0	140	46.7
Ford, Devyn	3	117	15	0	0	0	132	44.0
Total	3	576	843	68	86	61	1634	544.7
Opponents	3	212	758	19	0	0	989	329.7

Total Offense	g	plays	rush	pass	total	avg/g
Clifford, Sean	3	100	113	781	894	298.0
Brown, Journey	3	21	175	0	175	58.3
Ford, Devyn	3	12	117	0	117	39.0
Cain, Noah	3	16	86	0	86	28.7
Levis, Will	2	19	21	62	83	41.5
Total	3	190	576	843	1419	473.0
Opponents	3	220	212	758	970	323.3

##	Defensive Leaders	gp	Tackles			tfl/yds	Sacks no-yds	Pass defense			Fumbles		blkd		saf
			ua	a	tot			int-yds	brup	qbh	rcv-yds	ff	kick		
36	Johnson, Jan	3	6	15	21	1.0-5	1.0-5	1	.	.	
11	Parsons, Micah	3	10	10	20	4.0-8	.	1	1	
6	Brown, Cam	3	9	9	18	1.5-5	1.0-2	.	1	2	1-0	1	.	.	

TEAM RESULTS & STATISTICS

Date	Opponent	Score	Overall	Conference	Time	Attend
Aug 31, 2019	IDAHO	W 79-7	1-0	0-0	3:18	104527
Sep 07, 2019	BUFFALO	W 45-13	2-0	0-0	3:21	104136
Sep 14, 2019	PITTSBURGH	W 17-10	3-0	0-0	3:13	108661

Team Statistics

	PSU	OPP
SCORING	141	30
Points Per Game	47.0	10.0
Points Off Turnovers	21	7
FIRST DOWNS	66	47
Rushing	23	14
Passing	38	29
Penalty	5	4
RUSHING YARDAGE	576	212
Yards gained rushing	644	337
Yards lost rushing	68	125
Rushing Attempts	101	111
Average Per Rush	5.7	1.9
Average Per Game	192.0	70.7
TDs Rushing	10	1
PASSING YARDAGE	843	758
Comp-Att-Int	55-89-0	67-109-2
Average Per Pass	9.5	7.0
Average Per Catch	15.3	11.3
Average Per Game	281.0	252.7
TDs Passing	7	2
TOTAL OFFENSE	1419	970
Total Plays	190	220
Average Per Play	7.5	4.4
Average Per Game	473.0	323.3
KICK RETURNS: #-Yards	6-86	0-0
PUNT RETURNS: #-Yards	8-68	3-19
INT RETURNS: #-Yards	2-61	0-0
KICK RETURN AVERAGE	14.3	0.0
PUNT RETURN AVERAGE	8.5	6.3
INT RETURN AVERAGE	30.5	0.0
FUMBLES-LOST	6-2	3-1
PENALTIES-Yards	9-95	20-163
Average Per Game	31.7	54.3
PUNTS-Yards	14-548	24-880
Average Per Punt	39.1	36.7
Net punt average	37.8	33.8
KICKOFFS-Yards	25-1590	9-435
Average Per Kick	63.6	48.3
Net kick average	39.6	38.8
TIME OF POSSESSION/Game	25:22	34:38
3RD-DOWN Conversions	7/30	16/54
3rd-Down Pct	23%	30%
4TH-DOWN Conversions	4/5	3/7
4th-Down Pct	80%	43%
SACKS BY-Yards	11-76	6-33
MISC YARDS	0	0
TOUCHDOWNS SCORED	18	3
FIELD GOALS-ATTEMPTS	5-5	3-5
ON-SIDE KICKS	0-0	0-0
RED-ZONE SCORES	(12-12) 100%	(6-7) 86%
RED-ZONE TOUCHDOWNS	(9-12) 75%	(3-7) 43%
PAT-ATTEMPTS	(18-18) 100%	(3-3) 100%
ATTENDANCE	317324	0
Games/Avg Per Game	3/105775	0/0
Neutral Site Games		0/0

Score by Quarters	1st	2nd	3rd	4th	OT	Total
Penn State	34	27	49	31	0	141
Opponents	0	20	3	7	0	30

DEFENSIVE STATISTICS

##	Defensive Leaders	gp	Tackles			tfl/yds	Sacks no-yds	Pass defense			Fumbles		blkd	
			ua	a	tot			int-yds	brup	qbh	rcv-yds	ff	kick	saf
36	Johnson, Jan	3	6	15	21	1.0-5	1.0-5	1	.	.
11	Parsons, Micah	3	10	10	20	4.0-8	.	.	1	1
6	Brown, Cam	3	9	9	18	1.5-5	1.0-2	.	1	2	1-0	1	.	.
5	Castro-Fields, Tariq	3	12	4	16	3.0-4	.	.	2
17	Taylor, Garrett	3	8	8	16	1.0-1	.	.	1
26	Sutherland, Jonathan	3	6	5	11	0.5-0	2	.
97	Mustipher, PJ	3	4	5	9	1.0-4
29	Reid, John	3	6	3	9	1.5-18	1.0-16	2-61	2	1
38	Wade, Lamont	3	6	3	9
54	Windsor, Robert	3	2	6	8	0.5-3	0.5-3
19	Gordon, Trent	3	5	3	8	.	.	.	1
18	Toney, Shaka	3	3	5	8	2.5-13	2.0-13	.	.	1
7	Brisker, Jaquan	3	3	5	8	1.0-8
40	Luketa, Jesse	3	2	5	7	0.5-1	.	.	2
34	Simmons, Shane	3	4	3	7	1.0-3
99	Gross-Matos, Yetur	3	4	2	6	3.5-26	3.5-26	.	.	1
3J	Johnson, Donovan	2	4	2	6
13	Brooks, Ellis	3	3	3	6	1.0-5	.	.	.	1
1S	Smith, Brandon	3	3	3	6	1.0-2
28	Oweh, Jayson	3	4	1	5	1.0-9	1.0-9	.	.	1
20	Isaac, Adisa	2	1	4	5	0.5-1
49	Joseph, Daniel	3	1	3	4	1.5-3	1.0-2
53	Hansard, Fred	3	2	2	4	1.5-2
50	Chizmar, Max	2	.	3	3
55	Shelton, Antonio	3	3	.	3	2.0-6
90	Barber, Damion	2	.	2	2
2	Ellis, Keaton	3	1	1	2	.	.	.	2
10	Dixon, Lance	3	.	2	2
35	Neff, Justin	2	1	1	2
24	Brown, DJ	2	1	.	1	.	.	.	1
37	Hartlaub, Drew	3	.	1	1
77	Culpepper, Judge	3	.	1	1
4	Brown, Journey	3	1	.
Total		3	114	120	234	31-127	11-76	2-61	13	8	1-0	2	3	.
Opponents		3	102	88	190	18-59	6-33	.	10	4	2-0	4	1	.