

888 WINS (8th in Nation)

49 BOWL GAMES (T-9th in Nation)

29 BOWL WINS (T-4th in Nation)

100 FIRST-TEAM ALL-AMERICANS



VS.



University Park, Pa.
Beaver Stadium (106,572)

Series: Penn State, 2-1

Last Meeting: Penn State 27, Buffalo 14
September 12, 2015 - Beaver Stadium*

Complete series info on Page 7

2 NATIONAL CHAMPIONSHIPS

4 BIG TEN CHAMPIONSHIPS

84% ALL-TIME GRADUATION RATE

66 ACADEMIC ALL-AMERICANS (2nd in Nation)

#15/14 PENN STATE NITTANY LIONS

1-0, 0-0 Big Ten
H: 1-0, A: 0-0, N: 0-0

Head Coach: James Franklin (East Stroudsburg '95)
Record at Penn State (6th season): .46-21 (.687)
Career Record (9th season): .70-36 (.660)
vs. Buffalo: 1-0

SCHEDULE/RESULTS

Time	Date	Opponent	Time	TV	Score
8.31	15/14	Idaho	7-7	BTN	104,527
9.7	15/14	Buffalo	7:30 p.m.	FOX	
9.14		Pittsburgh	noon	ABC	
9.21		Open			
9.27*		at Maryland*	8 p.m.	FS1	
10.5		Purdue*	noon	ABC/ESPN/ESPN2	
10.12		at 20/19 Iowa*			
10.19		7/7 Michigan*			
10.26		at 19/20 Michigan St.*			
11.2		Open			
11.9		at RV/RV Minnesota*			
11.16		Indiana*			
11.23		at 5/5 Ohio St.*			
11.30		Rutgers*			

* - BIG game ^ - Friday game Rankings: AP/Coaches



PxP: Tim Brando
Analyst: Spencer Tillman
Sideline: Coley Harvey



PxP: Steve Jones
Analyst: Jack Ham
Local: 99.5 FM/1450 AM
Web: GoPSUsports.com
Sirius/XM/Internet: 83/83/83

BY THE NUMBERS

673

Yards of total offense gained against Idaho were the third most in Penn State history

25TH

Night game in Beaver Stadium history

8

Consecutive regular season wins over non-conference opponents

3RD

Meeting with Buffalo since 2007

BUFFALO BULLS

1-0, 0-0 MAC
H: 1-0, A: 0-0, N: 0-0

Head Coach: Lance Leipold (Wis.-Whitewater '86)
Record at Buffalo (5th season): .24-27 (.471)
Career Record (Same): .133-33 (.801)
vs. Penn State: 0-1

SCHEDULE/RESULTS

Time	Date	Opponent	Time	TV	Score
8.29*		Robert Morris	W, 38-10	ESPN+	18,412
9.7		at 15/14 Penn State	7:30 p.m.	FOX	
9.14		at Liberty	6 p.m.	ESPN+	
9.21		Temple			
9.28		at Miami (Ohio)*			
10.5		Ohio*	3:30 p.m.		
10.12		Open			
10.19		at Akron*			
10.26		Central Michigan*			
11.2		at Eastern Michigan*			
11.9		Open			
11.14*		at Kent State*	7 p.m.	CBSSN	
11.20*		Toledo Rockets*	7:30 p.m.	ESPN2/ESPNU	
11.29*		Bowling Green*		CBSSN/ESPNU/+3	

* - MAC game ^ - Wednesday ^-Thursday ^-Friday Rankings: AP/Coaches

INSIDE THE GAME

PENN STATE TO HOST BUFFALO UNDER THE LIGHTS AT BEAVER STADIUM

- OPENING KICK:** No. 15/14 Penn State will play its first night game of the season when it hosts Buffalo Saturday night. Game time is set for 7:30 p.m. on FOX.
- BIG START:** Penn State opened its 133rd season football with a 79-7 rout of Idaho for its largest season-opening win since 1926 (Susquehanna, 82-0) and its largest home-opening win since 1991 (Cincinnati, 81-0). The 79 points scored were tied with Maryland (79-0 win over Howard) for the most scored in FBS in Week 1.
- YOUNG RUNNERS ROLL:** Penn State scored seven rushing touchdowns in its opener, tied for the most in the nation with Air Force and UNLV. Five different Nittany Lion rushers found the end zone in the same game for the first time since 1999.
- BEHIND ENEMY LINES:** Looking to post its fifth-consecutive 40-plus sack season, Penn State got off to a strong start with seven sacks against Idaho. The Nittany Lions also totaled 11 tackles for loss, limiting the Vandals to just five first downs and 4 yards rushing. **Yetur Gross-Matos** led the Lions in the game with 2.5 sacks.
- RETURN OF THE BULLS:** Buffalo returns to Penn State for the first time since a 27-14 win for the Nittany Lions in 2015, which also took place in Week 2. Penn State fifth-year senior CB **John Reid** is the only member of either team to have played in that game. It was his first game in Beaver Stadium.
- THE OPPOSITION:** Buffalo is coming off a 10-4 2018 season that included appearances in the MAC Championship game and Dollar General Bowl. The Bulls had a season-opening win over Robert Morris last week. Running back Jaret Patterson, the reigning MAC Freshman of the Year and a member of this year's Maxwell Award and Doak Walker Award watch lists, rushed for 90 yards and a touchdown on 12 carries to lead a ground game that totaled 285 yards.

BREAKDOWN

Category	Penn State	Buffalo
RUSHING	Devin Ford: 6 for 107 yds (107.0), 1 TD Jaret Patterson: 12 for 90 yds (90.0), 1 TD	
PASSING	Penn State: Sean Clifford: 14-of-23 (60.9%), 280 yds (280.0), 2 TD/0 INT Buffalo: Matt Myers: 5-of-10 (50.0%), 69 yds (69.0), 2 TD/0 INT	
RECEIVING	Penn State: KJ Hamler: 4 for 115 yds (115.0), 2 TD Buffalo: Zac Lefebvre: 2 for 43 yds (43.0), 2 TD	
DEFENSE	Penn State: Yetur Gross-Matos: 3 tkls, 2.5 TFL, 2.5 SK Buffalo: Cory Gross: 7 tkls, 0.5 TFL	

RANKINGS COMPARISON

PSU	FBS	Conf	Stat	Conf	FBS	UB
12.5	124	14	3rd Down Offense Pct.	2	8	63.6
67.0	2	1	3rd Down Defense Pct.	7	73	40.0
67.6	42	6	Completion Pct.	9	108	50.0
-	-	-	Kick Return Avg.	6	54	20.5
342.0	21	3	Passing Offense	12	125	69.0
141.0	29	5	Passing Defense	2	10	92.0
6.83	55	11	Punt Return Avg.	8	78	3.5
100.0	71	6	Red Zone Defense	5	71	100.0
100.0	1	1	Red Zone Offense	1	1	100.0
4.0	4	3	Rushing Defense	7	78	148.0
331.0	9	1	Rushing Offense	2	17	285.0
7.0	12	4	Scoring Defense	2	25	10.0
79.0	1	1	Scoring Offense	4	38	38.0
7.0	4	2	Team Sacks	4	56	2.0
32:56	38	6	Time of Possession	9	98	27:11
145.0	7	3	Total Defense	3	30	240.0
673.0	5	1	Total Offense	7	89	354.0
Even	51	7	Turnover Margin	4	51	Even

TABLE OF CONTENTS

Page 2 .. Quick Facts/National Polls/This Day in History
Page 3BIG/Media Info
Page 4-6 Head Coach James Franklin
Page 7 Buffalo Series History
Page 8 Buffalo Notes
8 Record Breakdown/At the Start
Page 9-10..... Highlights
9 National Nits
10 Winningest Programs
Page 11-12..... Offense Notes
11 .. Nittany Lions in the NFL/Coaching Staff POTW
12 Community Service/Coaching Staff Notes

Page 10..... Offense Notes
10 Community Service
Page 13..... Defense Notes
13 Classroom Success
Page 14..... Special Teams Notes
Page 14-16..... Season Notes
14 Happy Valley
15 Preseason Honors
16 Future Schedules
Page 17..... Depth Chart/Pronunciations/Asst. Coaches
Page 18-19..... Numerical Roster
Page 20-21..... Alphabetical Roster

Page 22-23 Record Watch
Page 24 Game 1 Recap
Page 25-33 Player Bios
Page 34-41..... Game-by-Game Statistics
Page 42-43 Long Plays
Page 44 Tackle Breakdown
Page 45 Season Superlatives
Page 46 The Last Time...
Page 47 Start Chart
Page 48 Participation Chart
Page 49-51..... Season Statistics

2 2019 PENN STATE FOOTBALL

PROGRAM NOTES

SUSTAINED EXCELLENCE

Penn State and Wisconsin are the only Big Ten teams to have posted a winning season the last 14 consecutive years. Penn State is one of five teams (Penn State, Boise State, LSU, Oklahoma, Wisconsin) in FBS to have a winning record each of the last 14 years. Penn State holds the FBS record for most consecutive seasons without a losing record at 49 (1939-87).

ACADEMIC EXCELLENCE

A total of 452 of Penn State football student-athletes, including 28 in 2018, have earned Academic All-Big Ten honors since 1993 for owning at least a 3.0 grade point average and being a letterwinner.

ONE OF NATION'S TOUGHEST HOME VENUES

Penn State owns a superlative 291-74 (.797) record inside Beaver Stadium, the nation's second-largest facility, which opened in 1960 and has a capacity of 106,572.

QUICK FACTS

UNIVERSITY

NAME The Pennsylvania State University
LOCATION University Park, Pa.
FOUNDED 1855
ENROLLMENT . . . 40,363 (undergraduate); 46,270 (UP)
NICKNAME Nittany Lions
COLORS Blue & White
CONFERENCE Big Ten
DIVISION NCAA Division I
STADIUM Beaver Stadium (106,572)
STADIUM SURFACE Natural Grass
PRESIDENT Dr. Eric Barron
ATHLETICS DIRECTOR Sandy Barbour
HEAD COACH James Franklin (6th Season)
FOOTBALL OFFICE 814-865-0412
TICKET OFFICE 1-800-NITTANY

FOOTBALL HISTORY

FIRST YEAR 1887
ALL-TIME RECORD (133rd Season) . . . 888-391-42 (.688)
8th in victories
ALL-TIME BIG TEN RECORD (27th Season) . . . 133-78 (.630)
ALL-TIME BOWL RECORD 29-18-2 (.612)
T-4th in bowl victories
YEARS IN POST SEASON PLAY 49
T-9th in bowl appearances
BEAVER STADIUM RECORD 291-74 (.797)

ASSISTANT COACHES

BRENT PRY Buffalo; 1993
 Defensive Coordinator/Linebackers (6th Season)
RICKY RAHNE Cornell; 2002
 Offensive Coordinator/Quarterbacks (6th Season)
JOE LORIG Western Oregon; 1995
 Special Teams Coordinator/Defensive Asst. (1st Season)
TIM BANKS Central Michigan; 1995
 Co-Defensive Coordinator/Safeties (4th Season)
TYLER BOWEN Maryland; 2010
 Off. Recruiting Coordinator/Tight Ends (2nd Season)
MATT LIMEGROVER University of Chicago; 1991
 Run Game Coordinator/Offensive Line (4th Season)
GERAD PARKER Kentucky; 2003
 Passing Game Coordinator/Wide Receivers (1st Season)
JA'JUAN SEIDER West Virginia; 2000
 Running Backs Coach (2nd Season)
TERRY M. SMITH Penn State; 1991
 Assistant Head Coach/Defensive Recruiting
 Coordinator/Cornerbacks (6th Season)
SEAN SPENCER Clarion; 1995
 Associate Head Coach/Run Game Coordinator/
 Defensive Line (6th Season)
DWIGHT GALT Maryland; 1981
 Assistant AD of Performance Enhancement (6th Season)

NATIONAL POLLS

PENN STATE IN THE POLLS

Date	CFP	AP	COACHES
Preseason	N/A	15	14
Week 2 (9/3)	N/A	15	14
Week 3 (9/8)			
Week 4 (9/15)			
Week 5 (9/22)			
Week 6 (9/29)			
Week 7 (10/6)			
Week 8 (10/13)			
Week 9 (10/20)			
Week 10 (10/27)			
Week 11 (11/3, 5)			
Week 12 (11/10, 12)			
Week 13 (11/18, 20)			
Week 14 (11/25, 27)			
Week 15 (12/1, 3)			
Week 16 (12/8)			

AP (Week 2)

1. Clemson (54)	1-0	1,542
2. Alabama (8)	1-0	1,493
3. Georgia	1-0	1,407
4. Oklahoma	1-0	1,337
5. Ohio State	1-0	1,270
6. LSU	1-0	1,233
7. Michigan	1-0	1,126
8. Notre Dame	1-0	1,037
9. Texas	1-0	1,032
10. Auburn	1-0	958
11. Florida	1-0	940
12. Texas A&M	1-0	862
13. Utah	1-0	826
14. Washington	1-0	768
15. PENN STATE	1-0	688
16. Oregon	0-1	568
17. Wisconsin	1-0	519
18. UCF	1-0	445
19. Michigan State	1-0	409
20. Iowa	1-0	351
21. Syracuse	1-0	246
22. Washington State	1-0	244
23. Stanford	1-0	198
24. Boise State	1-0	179
25. Nebraska	1-0	86
Iowa State	1-0	86

Others receiving votes: Virginia 73, TCU 61, Mississippi State 50, Cincinnati 48, Army 31, Miami (FL) 10, Oklahoma State 8, Memphis 6, Arizona State 4, Appalachian State 4, **Minnesota 2**, USC 1, Boston College 1, North Carolina 1

Opponents in bold

COLLEGE FOOTBALL PLAYOFF

Rankings will be issued six times in 2019, including Selection Day, Sunday, December 8. The dates will be as follows:

- Tuesday, November 5 (9-9:30 p.m.)*
- Tuesday, November 12 (7-8 p.m.)
- Tuesday, November 19 (7-8 p.m.)
- Tuesday, November 26 (7-8 p.m.)
- Tuesday, December 3 (7-7:30 p.m.)
- Selection Day: Sunday, December 8 (noon-4 p.m.)
- For more information on rankings, the selection committee protocol and voting process, visit collegefootballplayoff.com.

*Approximate start time will be 9 p.m. ET from the State Farm Champions Classic doubleheader at Madison Square Garden. The rankings will be revealed live between the Kansas vs. Duke and Michigan State vs. Kentucky basketball games.

AMWAY COACHES (Week 2)

1. Clemson (58)	1-0	1594
2. Alabama (6)	1-0	1540
3. Georgia	1-0	1435
4. Oklahoma	1-0	1395
5. Ohio State	1-0	1340
6. LSU	1-0	1260
7. Michigan	1-0	1155
8. Notre Dame	1-0	1055
9. Texas	1-0	1044
10. Florida	1-0	990
11. Texas A&M	1-0	932
12. Washington	1-0	868
13. Auburn	1-0	857
14. PENN STATE	1-0	774
15. Utah	1-0	738
16. Wisconsin	1-0	568
17. UCF	1-0	513
18. Oregon	0-1	422
19. Iowa	1-0	395
20. Michigan State	1-0	382
21. Washington State	1-0	324
22. Syracuse	1-0	263
23. Stanford	1-0	249
24. Boise State	1-0	164
25. Nebraska	1-0	94

Others receiving votes: Mississippi State 92, Cincinnati 49, Iowa State 41, Kentucky 40, Memphis 34, Oklahoma State 32, Virginia 28, TCU 26, Army 24, NC State 18, Miami 11, Boston College 10, USC 10, Northwestern 7, Appalachian State 4, Arizona State 4, Tulane 4, Fresno State 3, Hawaii'i 3, **Minnesota 3**, North Carolina 2, Troy 2, Wyoming 1, Navy 1

THIS DAY IN HISTORY

SEPT. 7

RECORD: 4-0-0
STREAK: W4

Year	Site	Result
1985	A	[19] Penn State 20, [7] Maryland 18
1991	H	[5] Penn State 81, Cincinnati 0
1996	H	[7] Penn State 24, Louisville 7
2013	H	Penn State 45, Eastern Michigan 7

NOTABLE

- Penn State set a Beaver Stadium attendance record in 1991 of 94,000, as the 10,000-seat upper deck in the north end of the stadium opened.
- The Lions' 81-point victory over Cincinnati that day in 1991 remains as the program's largest margin of victory since 1926.
- In 2013, Penn State announced during a celebration of the 1973 team's undefeated season that the No. 22 worn by 1973 Heisman Trophy winner John Cappelletti would become the first number retired by Penn State.

BIG PLAYERS OF THE WEEK

SEPT. 2

OFF: Jonathan Taylor, Wisconsin
 DEF: Kenny Willekes, Michigan State
 ST: Logan Justus, Indiana
 Fr.: Michael Penix Jr., Indiana

BIG STANDINGS

EAST	BIG TEN		OVERALL			
	W-L	%	W-L	%	AP	USA
PENN STATE	0-0	.000	1-0	1.000	0-0	0-0
Indiana	0-0	.000	1-0	1.000	0-0	0-0
Maryland	0-0	.000	1-0	1.000	0-0	0-0
Michigan	0-0	.000	1-0	1.000	0-0	0-0
Michigan State	0-0	.000	1-0	1.000	0-0	0-0
Ohio State	0-0	.000	1-0	1.000	0-0	0-0
Rutgers	0-0	.000	1-0	1.000	0-0	0-0
WEST	W-L	%	W-L	%	AP	USA
Illinois	0-0	.000	1-0	1.000	0-0	0-0
Iowa	0-0	.000	1-0	1.000	0-0	0-0
Minnesota	0-0	.000	1-0	1.000	0-0	0-0
Nebraska	0-0	.000	1-0	1.000	0-0	0-0
Wisconsin	0-0	.000	1-0	1.000	0-0	0-0
Northwestern	0-0	.000	0-1	.000	0-0	0-0
Purdue	0-0	.000	0-1	.000	0-1	0-1

PENN STATE MEDIA SERVICES

FOOTBALL CONTACTS

Kris Petersen
 Cell: 814-883-4581
 E-mail: kap18@psu.edu
 Twitter: @GoPSUKris

Mark Brumbaugh
 Cell: 814-441-9145
 E-mail: mgb28@psu.edu
 Twitter: @markbrumbaugh

Paul Marboe
 Cell: 814-777-7604
 E-mail: prm5118@psu.edu
 Twitter: @pmarboe33

Asst. AD for Strategic Communications: Kris Petersen
Associate Director: Rose Carter
Assistant Directors: Mark Brumbaugh, Pat Donghia, John Hanna, Matt Jackson, Paul Marboe, Nicole Praga, Ryan Snyder, Kevin Stoicovy, Chelsea Vielhauer
Admin. Assistant: Cristin Guiher
Strategic Communications Office: 814-865-1757
Website: GoPSUsports.com
Address: 101D Bryce Jordan Center, University Park, Pa., 16802

BIG TEN SCHEDULE (All Times Eastern)

SATURDAY, SEPT. 7

RUTGERS at IOWA, noon (FS1)
 Syracuse at MARYLAND, noon (ESPN/ESPN2)
 Army West Point at MICHIGAN, noon (FOX)
 Cincinnati at OHIO STATE, noon (ABC)
 Vanderbilt at PURDUE, noon (BTN)
 NEBRASKA at Colorado, 3:30 p.m. (FOX)
 Eastern Illinois at INDIANA, 3:30 p.m. (BTN)
 ILLINOIS at UConn, 3:30 p.m. (CBSSN)
 Central Michigan at WISCONSIN, 3:30 p.m. (BTN)
 Western Michigan at MICHIGAN STATE, 7:30 p.m. (BTN)
Buffalo at PENN STATE, 7:30 p.m. (FOX)
 MINNESOTA at Fresno State, 10:30 p.m. (CBSSN)

SUNDAY:

9 a.m. - Updated stats available at GoPSUsports.com.

MONDAY:

8 p.m. - Game Notes available at GoPSUsports.com.

TUESDAY:

9 a.m. - 11:30 a.m. - Player Interviews
 Selected players available via teleconference interviews. For information, please contact Cristin Guiher in PSU Strategic Communications (cms36@psu.edu; 814-865-1757).

12:30 p.m. - Penn State Weekly Press Conference
 James Franklin and at least two players available for questions in person and via telephone at Beaver Stadium.
 To participate please contact the Strategic Communications Office at 814-865-1757 prior to 11 a.m. ET. Please contact Strategic Communications for FTP information for video/audio from the press conference.

WEDNESDAY:

9 a.m. - 2 p.m. - Player Interviews
 Selected players available via teleconference interviews. For information, please contact Cristin Guiher in PSU Strategic Communications (cms36@psu.edu; 814-865-1757).

Approximately 6 p.m. - Practice Availability
 Media can watch last 10 minutes of practice, James Franklin and one player will be available post-practice.

THURSDAY:

TBA: Thursday Assistant Coach Teleconference
 One assistant coach available via teleconference interviews. For information, please contact Cristin Guiher in PSU Strategic Communications (cms36@psu.edu; 814-865-1757).

6:05 p.m. - "The Penn State Coaches Show Featuring James Franklin Presented by Pepsi" at Primanti Bros. and broadcast live on the Penn State Sports Network and LionVision on GoPSUsports.com.

SATURDAY:

Post-Game: James Franklin and selected players will be available immediately following the game.
 Please contact Strategic Communications for FTP audio/video information (home games only).

BIG TEN MEDIA SERVICES

BIG TEN CONFERENCE RELEASE/STATISTICS:

The Big Ten Conference football release, with standings and statistics, is available at www.bigten.org.

BIG TEN PLAYERS OF THE WEEK:

The Big Ten Conference will be announcing Players of the Week every Monday during the season.

MONDAY	TUESDAY	WEDNESDAY	THURSDAY	FRIDAY	SATURDAY	SUNDAY
Game Notes Available by 8 p.m. on GoPSUsports.com	James Franklin Press Conference 12:30 p.m. (ET) Player Teleconferences	Practice Availability & James Franklin Post Practice Approx. 6:05 p.m. Player Teleconferences	PSU Asst. Coach Teleconference Penn State Coaches Show 6:05 p.m. Primanti Bros.	No Coach/Player Availability	Buffalo 7:30 p.m. FOX/Penn State Sports Network Beaver Stadium	Updated Statistics Available 9 a.m. GoPSUsports.com



HEAD COACH JAMES FRANKLIN

CAREER AT A GLANCE

- Franklin was named the 16th head football coach of the Nittany Lion program on January 11, 2014.
- Franklin is in his ninth year as a collegiate head coach, leading his first eight squads to bowl games.
- Franklin is one of seven current FBS head coaches to lead his teams to a bowl game in each of his first eight seasons as a head coach.
- Franklin is one of three current Big Ten coaches (Mark Dantonio, Kirk Ferentz) to have won a Big Ten Championship.
- He owns a 70-36 career record, with six consecutive winning seasons.
- Franklin has led his teams to two Top 10 finishes (2 at Penn State) and five Top 25 finishes (2 at Vanderbilt; 3 at Penn State).
- Under Franklin, Penn State is one of six teams (Alabama, Clemson, Ohio State, Oklahoma, Washington) to rank in the Top 15 of the CFP final rankings in each of the last three seasons.
- Franklin led the Nittany Lions to back-to-back New Year's Six bowls in 2016 (Rose) and 2017 (Fiesta) for the first time since 1985 (Orange) and 1986 (Fiesta).
- Franklin has 24 years of coaching experience at the collegiate and NFL level.
- In his first eight years as a head coach, Franklin mentored 68 players who have gone on to the NFL ranks.
- Franklin has secured top-25 recruiting classes each of his last seven seasons, including a top-5 class at Penn State in 2018.

NITTANY LIONS ON THE FIELD

- In **2018**, the Nittany Lions posted their third-straight season with at least nine wins in 2018 with a 9-4 overall record, earning a berth in the VRBO Citrus Bowl. Penn State finished No. 12 in the final CFP rankings and No. 17 in the Associated Press and Amway Coaches polls. Penn State has finished in the AP Top 25 in the last three consecutive seasons for the first time since a seven-year stint from 1993-99.
- Penn State continued to be among the nation's elite in **2017**, climbing as high as No. 2 in the rankings and appearing in a second-straight New Year's Six bowl, earning a 35-28 win over No. 11 Washington in the PlayStation Fiesta Bowl. The Nittany Lions earned back-to-back 11-win seasons for the fifth time in program history and first time since 2008 and 2009 with an 11-2 record. Penn State finished the season No. 8 in the Associated Press and Amway Coaches polls and No. 9 in the final CFP rankings.
- Penn State surged in **2016**, winning nine consecutive games en route to the Big Ten Championship, a Rose Bowl berth and an 11-3 overall record. Penn State finished the season ranked No. 5 in the College Football Playoff rankings and No. 7 in the Associated Press and Amway Coaches polls. It was Penn State's highest finish in the polls since 2005. The Lions claimed their fourth overall Big Ten Championship and first outright title since 1994 with a thrilling 38-31 comeback win over Wisconsin in the Big Ten Championship Game. Franklin was honored as Sporting News National Coach of the Year and the Woody Hayes National Coach of the Year, as well as the Dave McLain Big Ten Coach of the Year and Associated Press Big Ten Coach of the Year.
- Franklin guided the Nittany Lions to a 7-6 record in **2015** and a berth in the TaxSlayer Bowl.
- Franklin's first season in **2014** was bookended with a pair of thrilling victories for the Nittany Lions. His inaugural season began with a final-play 26-24 victory over UCF in Dublin, Ireland, in Penn State's first-ever international game and ended with a comeback, a 31-30 overtime win over Boston College in the New Era Pinstripe Bowl in Yankee Stadium. Franklin became just the third Penn State coach to lead the team to at least seven wins in his first season, joining Dick Harlow (1915) and Bill O'Brien (2012), and he guided the Nittany Lions to a 4-0 start, joining Harlow as the only first-year Penn State coaches to win their initial four games.

FRANKLIN FILE

Born: February 2, 1972
Hometown: Langhorne, Pa.
Wife: Fumi
Daughters: Shola & Addison

Education:
 Neshaminy High School, 1990
 East Stroudsburg, 1995; B.S. in Psychology
 Washington State, 1999; M.A. in Educational Leadership

Playing Career:
 East Stroudsburg; Quarterback, 1991-94

Coaching Experience

2014-pres.	Head Coach	Penn State
2011-13	Head Coach	Vanderbilt
2008-10	Asst HC/Off. Coord./QBs	Maryland
2006-07	Off. Coord./QBs	Kansas State
2005	Wide Receivers	Green Bay Packers
2000-04	Recruiting Coord./WRs	Maryland
1999	Wide Receivers	Idaho State
1998	Grad. Asst./Tight Ends	Washington State
1997	Wide Receivers	James Madison
1996	Grad. Asst./Secondary	East Stroudsburg
1995	Wide Receivers	Kutztown

CAREER RECORD

VANDERBILT

Year	Overall	Conf.	Final AP; Notes
2011	6-7	2-6	Liberty Bowl (L)
2012	9-4	4-4	No. 23; Music City Bowl (W)
2013	9-4	5-3	No. 20; BBVA Compass Bowl (W)
3 yrs	24-15	11-13	

PENN STATE

Year	Overall	Conf.	Final AP; Notes
2014	7-6	2-6	Pinstripe Bowl (W, OT)
2015	7-6	4-4	TaxSlayer Bowl (L)
2016	11-3	8-1 No. 7; Big Ten Champs, Rose Bowl (L)	
2017	11-2	7-2	No. 8; Fiesta Bowl (W)
2018	9-4	6-3	No. 17; Citrus Bowl (L)
2019	1-0	0-0	
6 yrs	46-21	27-16	

CAREER

9 yrs	70-36	38-29	Won 4, Lost 4
--------------	--------------	--------------	----------------------

NITTANY LIONS IN THE CLASSROOM

- Quarterback Trace McSorley was selected as a 2018 National Football Foundation (NFF) Scholar-Athlete and a finalist for the Campbell Trophy, known as the "Academic Heisman." He was the 18th Nittany Lion to be selected as an NFF Scholar-Athlete.
- Two Nittany Lions have garnered Google Cloud CoSIDA Academic All-America recognition. Punter Blake Gillikin earned first-team honors in 2018 and long snapper Tyler Yazujian collected a berth on the CoSIDA Academic All-America first team in 2016 after an appearance on the second team in 2015. Penn State has 66 Academic All-America honorees all-time, which ranks second in Division I football history (FBS and FCS).
- The Nittany Lions had a program-record 35 student-athletes claim Academic All-Big Ten honors in the fall of 2017.
- The 2015 fall semester saw the Nittany Lions post a record 56 squad members with at least a 3.0 grade-point average (GPA).
- During Franklin's first fall semester on campus, the football student-athletes set program records with 25 student-athletes earning Dean's List recognition (3.5 GPA) and 57 players owning a cumulative 3.0 GPA or higher after the 2014 fall semester. The spring of 2015 saw continued success in the classroom with 51 student-athletes compiling at least a 3.0 GPA, marking the first time in program history with 50 or more 3.0s in a spring semester.

NITTANY LIONS IN THE COMMUNITY

- The Nittany Lions are active in the community, participating in activities such as Uplifting Athletes, THON, Pennsylvania Special Olympics Summer Games, State College Area Food Bank and Penn State Hershey Children's Hospital visits.
- Two Nittany Lions have been named to the Allstate AFCA Good Works team during Franklin's tenure - linebackers Ben Kline (2015) and Brandon Smith (2017). Kline and Smith were recognized for their selflessness and community service, and both were one of 11 FBS honorees in their respective years.

RECRUITING SUCCESS

- Franklin's recruiting classes in the last four years have been ranked an average of 13.1 nationally, which is a significant jump from the 40.8 average from 2012-14.
- Penn State is one of nine programs to sign a top-15 class in each of the last three years and one of 12 schools to claim a top-20 class each of the last five seasons.
- Seven of the 15 highest-ranked 247Sports Composite recruits at Penn State since 2000 have been signed by Franklin.
- The 3.83 average star ranking for the 2019 class was the highest in program history since the inception of the 247Sports Composite in 2000.
- The 2018 recruiting class was ranked No. 4 among by ESPN.com, the highest finish in program history. The class was also ranked No. 5 by Rivals and No. 6 by 247Sports.

HELPING THE COMMODORES GET THEIR WINGS

- Franklin directed Vanderbilt to consecutive Top 25 finishes for the first time in the 124-year history of the program (No. 23/24 – 2013 & No. 23/20 – 2012).
- The Commodores finished 23rd in the final 2012 Associated Press poll, marking their first AP final ranking since 1948.
- Franklin led Vanderbilt to a bowl game in each of his three seasons in Nashville, with the last two years resulting in wins over NC State (Music City Bowl) and Houston (BBVA Compass Bowl). The Commodores had played in four bowl games all-time in the 121 seasons prior to his arrival, none in consecutive years.
- Vanderbilt had posted four nine-win seasons in program history, with Franklin's last two teams comprising half of the total.
- Franklin guided the Commodores to a 6-6 regular-season record and earned a berth in the Liberty Bowl during his first season after inheriting a Vanderbilt team that finished 2-10 in both 2009 and 2010, with a combined mark of 1-15 SEC play. The 2011 bowl berth was Vanderbilt's second since 1983.
- The Commodores had a breakthrough campaign in 2012 under Franklin, finishing on a seven-game winning streak (longest since 1948) to post a 9-4 mark for Vanderbilt's most wins in 97 years. Franklin was among five finalists for the Bear Bryant National Coach of the Year award.

RIISING UP THE RANKS

- Franklin began his coaching career as the wide receivers coach at Kutztown (Pa.) University (1995) and was a graduate assistant coach at his alma mater, East Stroudsburg (Pa.) University in 1996, working with the secondary.
- He then was the wide receivers coach at James Madison (1997), a grad assistant (tight ends) at Washington State (1998) and the wide receivers coach at Idaho State (1999).
- In 2000, Franklin was named the wide receivers coach at Maryland under head coach Ron Vanderlinden, who would go on to coach the Penn State linebackers from 2001-13.
- Franklin continued in that role under new head coach Ralph Friedgen in 2002 and 2003 and helped the Terps to three consecutive 10-win seasons, including an appearance in the 2002 FedEx Orange Bowl. In 2003, Franklin added duties as recruiting coordinator and directed back-to-back recruiting classes ranked in the Top 25 nationally. Franklin and former Nittany Lion head coach Bill O'Brien (running backs) were Maryland assistant coaches in 2003 and 2004 under Friedgen.
- After five successful years at Maryland, Franklin was named wide receivers coach on Mike Sherman's Green Bay Packers staff in 2005. During that season, Green Bay ranked third in the NFL in receptions (383) and seventh in receiving yards (3,766). Donald Driver was among the top receivers in the NFL, ranking second in receptions and eighth in receiving yards, with a then-career-high 86 catches for 1,221 yards.
- Franklin served as the offensive coordinator and quarterbacks coach at Kansas State during the 2006-07 seasons under head coach Ron Prince. In 2006, he helped the Wildcats to their first winning season in four years. Franklin coached quarterback Josh Freeman and oversaw an offense that produced a 3,000-yard passer (Freeman), 1,500-yard receiver (All-American wide receiver Jordy Nelson) and 1,000-yard rusher (James Johnson) during the 2007 season, a first in school history. Freeman would go on to become the Wildcats' highest NFL offensive draft pick since 1954 when the Tampa Bay Buccaneers selected him 17th overall in the 2009 NFL Draft.
- Franklin returned to Maryland in 2008 as the Terps' assistant head coach and offensive coordinator. He helped the Terrapins to victories in the 2008 Humanitarian Bowl and the 2010 Military Bowl. The 2010 squad was among the national leaders in scoring offense at 32.2 points per game.
- In 1998, Franklin began his participation in the NFL's Minority Coaching Fellowship Program, starting with a stint with the Miami Dolphins and working with Hall of Fame quarterback Dan Marino. Franklin also worked with Donovan McNabb of the Philadelphia Eagles (1999) and Minnesota Vikings (2008) in the NFL program.

PLAYING CAREER

- Franklin was a four-year letterman at quarterback and a two-time All-PSAC selection at East Stroudsburg.
- Franklin graduated having broken or tied 23 school records. He set seven school records as a senior to earn team MVP honors and was a Harlon Hill Trophy nominee as the NCAA Division II Player of the Year.
- Among the season records he set were for total offense (3,128 yards), passing yards (2,586) and touchdown passes (19).
- Franklin was inducted into the East Stroudsburg Athletics Hall of Fame October 15, 2016.

ALL-AMERICANS AS A HEAD COACH

2017	Saquon Barkley... 1st Team (Consensus)	2014	Mike Hull..... 2nd Team
2016	Mike Gesicki..... 2nd Team	2013	Jordan Matthews 1st Team
2015	Saquon Barkley..... 3rd Team	2012	Jordan Matthews 3rd Team
	Carl Nassib. 1st Team (Consensus)	2011	Casey Hayward 2nd Team

AWARD WINNERS AS A HEAD COACH

2017	Saquon Barkley..... Paul Hornung Award Winner
 Graham-George Big Ten Offensive Player of the Year
 Ameche-Dayne Big Ten Running Back of the Year
 Rodgers-Dwight Big Ten Return Specialist of the Year
 Chicago Tribune Silver Football Award
	Brandon Smith..... Allstate AFCA Good Works Team
2016	Saquon Barkley..... Graham-George Big Ten Offensive Player of the Year
 Ameche-Dayne Big Ten Running Back of the Year
 Chicago Tribune Silver Football Award
	Tyler Davis..... Vlade Award
2015	Carl Nassib..... Rotary Lombardi Award
 Ted Hendricks Award
 Lott IMPACT Award
 CBS Sports National Defensive Player of the Year
 Nagurski-Woodson Big Ten Defensive Player of the Year
	Ben Kline..... Allstate AFCA Good Works Teams
2014	Mike Hull..... Butkus-Fitzgerald Big Ten Linebacker of the Year

NFL DRAFT PICKS

As a Head Coach: (V) - indicates Franklin coached NFL Draft pick while at Vanderbilt.

2019	Miles Sanders..... 2..... 53..... Philadelphia Eagles
	Connor McGovern..... 3..... 90..... Dallas Cowboys
	Shareef Miller..... 4..... 138..... Philadelphia Eagles
	Amani Oruwariye..... 5..... 146..... Detroit Lions
	Trace McSorley..... 6..... 197..... Baltimore Ravens
	Nick Scott..... 7..... 243..... Los Angeles Ram
2018	Saquon Barkley..... 1..... 2..... New York Giants
	Mike Gesicki..... 2..... 42..... Miami Dolphins
	Oren Burks (V)..... 3..... 88..... Green Bay Packers
	Troy Apke..... 4..... 109..... Washington Redskins
	DaeSean Hamilton..... 4..... 113..... Denver Broncos
	Marcus Allen..... 5..... 148..... Pittsburgh Steelers
	Christian Campbell..... 6..... 182..... Arizona Cardinals
2017	Zach Cunningham (V)..... 2..... 57..... Houston Texans
	Chris Godwin..... 3..... 84..... Tampa Bay Buccaneers
	Will Holden (V)..... 5..... 157..... Arizona Cardinal
2016	Austin Johnson..... 2..... 43..... Tennessee Titans
	Christian Hackenberg..... 2..... 51..... New York Jets
	Carl Nassib..... 2..... 65..... Cleveland Browns
	Anthony Zettel..... 6..... 202..... Detroit Lions
	Jordan Lucas..... 6..... 204..... Miami Dolphins
	Stephen Weatherly (V)..... 7..... 227..... Minnesota Vikings
2015	Donovan Smith..... 2..... 34..... Tampa Bay Buccaneers
	Adrian Amos..... 5..... 142..... Chicago Bears
	Jesse James..... 5..... 160..... Pittsburgh Steelers
2014	Jordan Matthews..... 2..... 42..... Philadelphia Eagles
	Wesley Johnson..... 5..... 173..... Pittsburgh Steelers
	Andre Hal..... 7..... 216..... Houston Texans
2013	Zac Stacy..... 5..... 160..... St. Louis Rams
	Ryan Seymour..... 7..... 220..... Seattle Seahawks
2012	Casey Hayward..... 2..... 62..... Green Bay Packers
	Tim Fugger..... 7..... 214..... Indianapolis Colts

As an Assistant Coach:

2011	Torrey Smith..... 2..... 58..... Baltimore Ravens
	Da'Rel Scott..... 7..... 211..... New York Giants
2010	Bruce Campbell..... 4..... 106..... Oakland Raiders
2009	Darrius Heyward-Bey..... 1..... 7..... Oakland Raiders
	Josh Freeman..... 1..... 17..... Tampa Bay Buccaneers
	Jaimie Thomas..... 7..... 236..... Indianapolis Colts
	Dan Gronkowski..... 7..... 255..... Detroit Lions
2008	Jordy Nelson..... 2..... 36..... Green Bay Packers
2007	Yamon Figurs..... 3..... 74..... Baltimore Ravens
	Thomas Clayton..... 6..... 186..... San Francisco 49ers

FRANKLIN RECORDS VS. OPPONENTS

Akron	2	0	Georgia	1	3	Mississippi	2	1	Tennessee	2	1
Alabama	0	1	Georgia State	1	0	Missouri	1	1	Texas A&M	0	1
Appalachian State	1	0	Houston	1	0	NC State	1	0	UAB	1	0
Arkansas	0	1	Idaho	1	0	Nebraska	1	0	UCF	1	0
Army	2	0	Illinois	2	1	Northwestern	1	3	UMass	3	0
Auburn	1	0	Indiana	5	0	Ohio State	1	4	USC	0	1
Austin Peay	1	0	Iowa	3	0	Pittsburgh	2	1	Wake Forest	3	0
Boston College	1	0	Kent State	2	0	Presbyterian	1	0	Washington	1	0
Buffalo	1	0	Kentucky	3	1	Purdue	1	0	Wisconsin	2	0
Cincinnati	0	1	Maryland	4	1	Rutgers	5	0	Total	70	36
Connecticut	1	0	Michigan	1	4	San Diego State	1	0			
Elon	1	0	Michigan State	1	4	South Carolina	0	3			
Florida	1	2	Minnesota	1	0	Temple	2	1			

6 2019 PENN STATE FOOTBALL

STATISTICAL HIGHS & LOWS UNDER JAMES FRANKLIN

Penn State Total Offense Highs
673 Idaho, 2019
 643 Kent State, 2018
 609 Nebraska, 2017
 599 Iowa, 2016
 591 at Illinois, 2018
 579 at Iowa, 2017
 569 Akron, 2017
 565 Maryland, 2018
 549 at Rutgers, 2016
 545 vs. Washington, 2017

Penn State Total Offense Lows
 180 at Temple, 2015
 186 at Michigan, 2018
 191 at Michigan, 2016
 207 Michigan, 2015
 214 at Michigan, 2014
 219 Maryland, 2014
 233 Michigan State, 2014
 240 Ohio State, 2014
 264 Army, 2015
 265 at Illinois, 2014

Penn State First Down Highs
35 Idaho, 2019
 32 Nebraska, 2017
 31 at Illinois, 2018
 29 at Iowa, 2017
 28 Maryland, 2016
 28 at Maryland, 2017
 28 Maryland, 2018
 27 Akron, 2014
 26 Kent State, 2018
 25 vs. Boston Coll., 2014
 25 at Rutgers, 2016
 25 Michigan, 2017
 25 vs. Washington, 2017

Penn State First Down Lows
 9 at Temple, 2015
 11 at Michigan, 2018
 12 Army, 2015
 12 at Michigan, 2016
 13 Ohio State, 2016
 14 Northwestern, 2014
 14 at Ohio State, 2015
 14 Michigan, 2015
 14 Pittsburgh, 2017
 14 Michigan State, 2018

Penn State Rushing Yardage Highs
 387 at Illinois, 2018
 372 Maryland, 2016
 359 Iowa, 2016
 340 at Rutgers, 2016
331 Idaho, 2019
 330 Rutgers, 2015
 310 Maryland, 2018
 297 Kent State, 2018
 295 at Iowa, 2017
 286 at Maryland, 2017
 263 Nebraska, 2017

Penn State Rushing Yardage Lows
 16 Ohio State, 2014
 38 Michigan State, 2014
 39 Indiana, 2017
 42 Maryland, 2014
 48 at Maryland, 2015
 50 Northwestern, 2014
 51 vs. Wisconsin, 2016
 54 at Michigan, 2014
 57 vs. UCF, 2014
 64 at Rutgers, 2014

Penn State Rushing Attempts Highs
 62 Maryland, 2016
 52 Iowa, 2016
 51 at Iowa, 2017
 51 at Illinois, 2018
 49 at Rutgers, 2016
 48 at Maryland, 2017
 47 Temple, 2014
 47 at Illinois, 2014
 47 Wisconsin, 2018
 45 UMass, 2014
 45 at Indiana, 2016
 45 Kent State, 2018
45 Idaho, 2019

Penn State Rushing Attempts Lows
 22 Michigan State, 2014
 22 Michigan, 2015
 24 Pittsburgh, 2017
 24 Georgia State, 2017
 25 Northwestern, 2014
 27 at Temple, 2015
 28 vs. UCF, 2014
 28 at Michigan, 2016
 28 Minnesota, 2016
 29 vs. Boston Coll., 2014
 29 vs. Wisconsin, 2016

Penn State Passing Yardage Highs
 454 vs. UCF, 2014
 401 at Michigan St., 2017
 386 Michigan St., 2016
 384 vs. Wisconsin, 2016
 371 vs. Boston College, 2014
 360 Georgia State, 2017
 346 Nebraska, 2017
 346 Kent State, 2018
 342 vs. Washington, 2017
 335 Minnesota, 2016

Penn State Passing Yardage Lows
 93 at Illinois, 2014
 103 at Temple, 2015
 118 Temple, 2014
 118 at Michigan, 2018
 120 at Ohio State, 2015
 121 at Michigan, 2016
 128 Buffalo, 2015
 137 Michigan, 2015
 141 Rutgers, 2015
 152 Maryland, 2016

Penn State Passing Attempt Highs
 50 Ohio State, 2014
 50 vs. Boston College, 2014
 48 at Iowa, 2017
 48 at Michigan State, 2017
 47 vs. UCF, 2014
 47 at Michigan State, 2015
 46 Northwestern, 2014
 45 Michigan State, 2014
 44 at Rutgers, 2014
 42 Maryland, 2014
 42 vs. Georgia, 2015
 42 Minnesota, 2016

Penn State Passing Attempt Lows
 13 at Ohio State, 2015
 16 at Illinois, 2014
 17 at Michigan, 2018
 18 Iowa, 2016
 19 Rutgers, 2015
 19 Army, 2015
 19 Maryland, 2016
 20 at Illinois, 2018
 21 Rutgers, 2017
 22 at Michigan State, 2017

Penn State Pass Completions Highs
 34 vs. Boston College, 2014
 32 vs. UCF, 2014
 32 vs. Washington, 2014
 31 Ohio State, 2014
 31 at Iowa, 2017
 29 at Northwestern, 2017
 27 at Michigan State, 2015
 27 at Michigan State, 2017
 26 Nebraska, 2017
 25 at Rutgers, 2014
 25 at Maryland, 2017
25 Idaho, 2019

Penn State Pass Completions Lows
 7 at Ohio State, 2015
 8 at Illinois, 2014
 8 Ohio State, 2016
 8 at Michigan, 2018
 10 Rutgers, 2015
 10 Army, 2015
 10 Maryland, 2016
 11 at Temple, 2015
 11 Iowa, 2016
 12 at Indiana, 2014
 12 Temple, 2014

Penn State Scoring Highs
79 Idaho, 2019
 66 at Maryland, 2017
 63 Kent State, 2018
 63 at Illinois, 2018
 62 Purdue, 2016
 56 Georgia State, 2017
 56 Nebraska, 2017
 52 Akron, 2017
 51 at Pittsburgh, 2018
 49 vs. USC, 2016
 45 at Indiana, 2016
 45 Michigan State, 2016
 45 Appalachian State, 2018
 45 Indiana, 2017

Penn State Scoring Lows
 6 Northwestern, 2014
 7 at Michigan, 2018
 10 Michigan State, 2014
 10 Nebraska, 2014
 10 at Temple, 2015
 10 at Ohio State, 2015
 10 at Michigan, 2016
 13 at Rutgers, 2014
 13 at Michigan, 2014
 13 at Indiana, 2014
 14 at Illinois, 2014

Opponent Total Offense Highs
 575 vs. USC, 2016
 554 at Indiana, 2018
 529 at Ohio State, 2017
 515 at Michigan, 2016
 474 at Michigan St., 2017
 469 Minnesota, 2016
 466 vs. Maryland, 2015
 466 Nebraska, 2017
 454 at Indiana, 2016
 436 at Michigan St., 2015

Opponent Total Offense Lows
 87 at Rutgers, 2016
145 Idaho, 2019
 159 Akron, 2017
 167 Illinois, 2015
 194 Maryland, 2014
 200 Rutgers, 2017
 221 at Indiana, 2014
 221 Kent State, 2018
 234 Indiana, 2015
 234 Iowa, 2016
 234 at Rutgers, 2018

Opponent First Down Highs
 33 Iowa, 2016
 32 at Indiana, 2018
 31 Minnesota, 2016
 27 at Ohio State, 2017
 26 Michigan State, 2016
 26 at Illinois, 2018
 25 at Ohio State, 2015
 25 at Michigan, 2016
 25 at Michigan State, 2017
 25 Michigan State, 2018

Opponent First Down Lows
 5 at Rutgers, 2016
5 Idaho, 2019
 8 Temple, 2014
 10 Rutgers, 2017
 11 vs. UCF, 2014
 11 Maryland, 2016
 11 at Iowa, 2017
 11 at Maryland, 2017
 12 at Michigan, 2014
 12 Illinois, 2015
 12 Akron, 2017
 12 Wisconsin, 2018

Opponent Rushing Yardage Highs
 341 at Pitt, 2016
 326 at Michigan, 2016
 315 at Ohio State, 2015
 285 vs. Boston College, 2014
 261 Army, 2015
 259 at Michigan, 2018
 245 at Pittsburgh, 2018
 245 at Illinois, 2018
 241 vs. Maryland, 2015
 241 vs. Wisconsin, 2016

Opponent Rushing Yardage Lows
 3 UMass, 2014
4 Idaho, 2019
 24 vs. UCF, 2014
 30 Iowa, 2016
 33 Maryland, 2014
 37 Illinois, 2015
 38 vs. Temple, 2016
 39 at Rutgers, 2016
 41 Kent State, 2018
 43 Rutgers, 2015
 46 Purdue, 2016

Opponent Rushing Attempts Highs
 57 Ohio State, 2014
 56 at Pitt, 2016
 55 Army, 2015
 55 at Rutgers, 2018
 52 at Pittsburgh, 2018
 52 at Michigan, 2018
 50 at Ohio State, 2015
 49 at Michigan St., 2016
 49 vs. Wisconsin, 2016
 49 Georgia State, 2017

Opponent Rushing Attempts Lows
 20 Temple, 2014
 23 at Iowa, 2017
 25 Akron, 2014
 25 at Maryland, 2017
 26 Purdue, 2016
 26 Iowa, 2016
 26 Nebraska, 2017
 26 vs. Washington, 2017
 27 at Illinois, 2014
 27 Illinois, 2015

Opponent Passing Yardage Highs
 453 vs. USC, 2016
 400 at Michigan St, 2017
 399 Nebraska, 2017
 344 at Indiana, 2016
 330 at Indiana, 2018
 328 at Ohio State, 2017
 295 Purdue, 2016
 295 Michigan St., 2018
 292 Appalachian St., 2018
 286 vs. Temple, 2016

Opponent Passing Yardage Lows
 32 Army, 2015
 34 Rutgers, 2017
 46 at Rutgers, 2018
 48 at Rutgers, 2016
 55 at Pittsburgh, 2018
 60 Wisconsin, 2018
 68 at Indiana, 2014
 74 Ohio State, 2014
 86 Akron, 2017
 91 at Pitt, 2016

Opponent Passing Attempt Highs
 56 at Michigan State, 2017
 55 Purdue, 2016
 55 at Indiana, 2018
 54 vs. USC, 2016
 53 Michigan State, 2018
 50 Iowa, 2018
 46 Akron, 2014
 46 Michigan State, 2016
 44 Illinois, 2015
 43 Ohio State, 2016
 43 at Northwestern, 2017

Opponent Passing Attempt Lows
 1 Army, 2015
 15 at Pitt, 2016
 15 vs. Kentucky, 2018
 16 Maryland, 2016
 16 at Rutgers, 2018
 17 at Rutgers, 2016
 17 at Michigan, 2018
 18 at Pittsburgh, 2018
 19 Ohio State, 2014
 19 at Ohio State, 2015

Opponent Passing Attempt Highs
 56 at Michigan State, 2017
 55 Purdue, 2016
 55 at Indiana, 2018
 54 vs. USC, 2016
 53 Michigan State, 2018
 50 Iowa, 2018
 46 Akron, 2014
 46 Michigan State, 2016
 44 Illinois, 2015
 43 Ohio State, 2016
 43 at Northwestern, 2017

Opponent Passing Attempt Lows
 1 Army, 2015
 15 at Pitt, 2016
 15 vs. Kentucky, 2018
 16 Maryland, 2016
 16 at Rutgers, 2018
 17 at Rutgers, 2016
 17 at Michigan, 2018
 18 at Pittsburgh, 2018
 19 Ohio State, 2014
 19 at Ohio State, 2015

Opponent Pass Completions Highs
 36 Purdue, 2016
 35 at Indiana, 2018
 33 vs. USC, 2016
 33 at Ohio State, 2017
 33 at Michigan State, 2017
 28 Ohio State, 2016
 27 Rutgers, 2015
 26 at Illinois, 2014
 26 Nebraska, 2017
 26 Appalachian State, 2018

Opponent Pass Completions Lows
 1 Army, 2015
 5 at Rutgers, 2018
 7 at Rutgers, 2016
 7 Rutgers, 2017
 9 at Pittsburgh, 2018
 9 Wisconsin, 2018
 9 vs. Kentucky, 2014
 10 San Diego St., 2015
 10 Maryland, 2016
 11 vs. Boston College, 2014
 11 at Pitt, 2016
 11 at Michigan, 2018

Opponent Scoring Highs
 55 at Michigan State, 2015
 52 vs. USC, 2016
 49 at Michigan, 2016
 44 Nebraska, 2017
 42 at Pitt, 2016
 42 at Michigan, 2018
 39 at Ohio State, 2017
 38 at Ohio State, 2015
 38 Appalachian State, 2018
 34 Michigan State, 2014

Opponent Scoring Lows
 0 Illinois, 2015
 0 at Rutgers, 2016
 0 Akron, 2017
 0 Georgia State, 2017
 3 Rutgers, 2015
 3 Akron, 2014
 3 at Maryland, 2017
 3 Maryland, 2018
 6 Rutgers, 2017
 6 at Pittsburgh, 2018
7 6x, last Idaho, 2019

SERIES NOTES

HEAD COACH LANCE LEIPOLD

- Lance Leipold is in his fifth season as head coach of the Buffalo football team.
- Leipold led the Bulls to a school-record 10-win campaign in 2018. The 10 wins, included a program-best 7-1 record in the Mid-American Conference, a MAC East Division title and the school's second trip to the MAC Championship game.
- Leipold arrived at UB from Wisconsin-Whitewater where he compiled a 109-6 record and won six Division III National Championships over his eight seasons. A six-time National Coach of the Year, Leipold reached 100 career victories faster than any other coach in NCAA history - at any level.

PENN STATE-BUFFALO CONNECTIONS

- Penn State junior OL **C.J. Thorpe** played with Buffalo sophomore LB Tim Terry Jr. at Central Catholic in Pittsburgh, winning district and state titles as juniors.
- Penn State junior WR **Cam Sullivan-Brown** played with Buffalo junior LB Justin Mulbah, junior CB Dylan Powell, sophomore LB James Patterson, sophomore RB Jaret Patterson and freshman WR Jelani Foster at Saint Vincent Pallotti in Maryland.
- Penn State sophomore K **Rafael Checa** played with Buffalo freshman RB Ron Cook Jr. at St. John's College High School in Washington, D.C., winning the 2017 WCAC Championship, the school's first football conference championship in more than 30 years.
- Penn State redshirt freshman DT **Aeneas Hawkins** played with Buffalo sophomore OL Jacob Gall at Archbishop Moeller in Cincinnati.
- Penn State sophomore OL **Mike Miranda** protected redshirt sophomore Buffalo QB Kyle Vantrease at Stow-Munroe in Ohio.
- Penn State offensive line coach **Matt Limegrover** and Buffalo quarterbacks/co-offensive coordinator Jim Zebrowski coached together at Minnesota from 2011-15, leading the team to three consecutive bowl games. Limegrover was the offensive coordinator and Zebrowski was the quarterbacks coach.
- Penn State defensive coordinator/linebackers coach **Brent Pry** is a Buffalo alum. He played defensive back for the Bulls and served as a student coach in 1992 after a career ending injury. He graduated in 1993 with a degree in history.
- Buffalo offensive line graduate assistant Wendy Laurent is a Penn State letterman. He was an offensive lineman for the Nittany Lions from 2012-16.

BULLS ON THE RISE

- Buffalo won a team-record 10 games last season, earned their second trip to the MAC Championship game and reached their third bowl game.
- Buffalo also earned its first win over a Power Five and a Big Ten opponent when it routed Rutgers in Piscataway, 42-13.

TOP PERFORMANCES - PENN STATE

Rushing

Saquon Barkley	12 for 155 yds, 1 TD ('15)
Rodney Kinlaw	23 for 129 yds, 1 TD ('07)

Passing

Christian Hackenberg	14-of-27, 128 yds, 1 TD ('15)
Anthony Morelli	20-of-27, 202 yds, 4 TD ('07)

Receiving

Chris Godwin	5 for 75 yds ('15)
Deon Butler	5 for 72 yds ('07)

TOP PERFORMANCES - BUFFALO

Rushing

Anthone Taylor	18 for 93 yds ('15)
----------------	---------------------

Passing

Joe Licata	24-of-35, 205 yds, 1 TD ('15)
Drew Willy	28-of-39, 330 yds, 1 TD ('07)

Receiving

Ron Willoughby	8 for 80 yds, 1 TD ('15)
Naaman Roosevelt	7 for 114 yds, ('07)
Ernest Jackson	6 for 74 yds, 1 TD ('07)

SERIES RECORD

Penn State and Buffalo have met three times previously, with two of the previous meetings occurring within the past 12 years and the first taking place 119 years ago.

Year	Site	Result
1900	Away	Buffalo, 10-0
2007	Home	Penn State, 45-24
2015	Home	Penn State, 27-14

LAST MEETING

PENN STATE PULLS AWAY FROM BUFFALO 27-14

Penn State scored on three consecutive drives starting late in the third quarter en route to a 27-14 victory over Buffalo in the 2015 home opener. Big plays in all three phases of the game, including big runs by a true freshman running back making his home debut, aided Penn State throughout the contest.

Buffalo threatened by pulling within three points, 10-7, with a touchdown late in the third quarter, but a Penn State field goal before the end of the frame and a pair of touchdowns on the next two drives to start the fourth put the game out of reach.

Carl Nassib led the Penn State defense, hauling in an interception that led to a field goal, posting three sacks and forcing two fumbles. Penn State held Buffalo to 274 yards (69 rushing, 205 passing) of total offense.

On offense, Penn State totaled 200 yards rushing, led by freshman running back Saquon Barkley, who totaled 115 yards on 12 attempts with his first career touchdown. Barkley broke off back-to-back runs totaling 50 yards to start Penn State's first possession of the fourth quarter, which led to a touchdown and 20-7 Penn State lead. He then scored on a 9-yard run with 9:02 remaining for a 27-7 advantage.

Christian Hackenberg finished with one touchdown and 127 yards passing, completing 14-of-27 attempts in wet conditions. He connected on a 38-yard pass play to Chris Godwin who led the receiving corps with five receptions for 75 yards, to setup Barkley's fourth quarter score. DaeSean Hamilton hauled in a 5-yard touchdown reception on the drive keyed by Barkley's big runs and totaled three catches for 15 yards.

Buffalo quarterback Joe Licata completed 24-of-35 pass attempts for 205 yards and two touchdowns, but was sacked six times for 47 yards and picked off once.



TEAM STATISTICS

	UB	PSU
First Downs	15	15
Rushing Yards	69	200
Passing Yards	205	128
Passing (C-A-Int)	24-35-1	14-27-0
Total Offense	274	328
Plays	68	66
Fumbles (#-Lost)	1-0	4-2
Penalties (#-Yards)	14-107	7-65
Possession Time	30:26	29:34
3rd Down Conv.	5-16	6-15
Red Zone	2-2	4-5
Touchdowns	2	2
Field Goals	0	2

GAME LEADERS

* Top performers from each school based on yardage.

PENN STATE

Passing

Christian Hackenberg	14-of-27 for 128 yds 1 TD/0 INT
----------------------	------------------------------------

Rushing

Saquon Barkley	12 for 113 yds, 1 TD
Akeel Lynch	19 for 54 yds, 0 TD

Receiving

Chris Godwin	5 for 75 yds
DaeSean Hamilton	3 for 15 yds, 1 TD

Tackles (U-A-Total)

Austin Johnson	4-5-9
Troy Reeder	5-2-7

BUFFALO

Passing

Joe Licata	24-of-35 for 205 yds 2 TD/1 INT
------------	------------------------------------

Rushing

Anthone Taylor	18 for 93 yds
Jordan Johnson	9 for 26 yds

Receiving

Ron Willoughby	8 for 80 yds, 1 TD
Marcus McGill	4 for 45 yds, 1 TD

Tackles (U-A-Total)

Marqus Baker	5-2-9
Two Tied	3-4-7

OTHER

Date	September 12, 2015
Location	University Park, Pa.
Stadium	Beaver Stadium
Attendance	93,065
Time of Game	3:35
Penn State	1-1, 0-0 Big Ten
Buffalo	1-1, 0-0 MAC

8 2019 PENN STATE FOOTBALL

RECORD BREAKDOWN

Overall Record	1-0
Day Games	1-0
Night Games (6 p.m. or later)	0-0
TV Games	1-0
ABC	0-0
BTN	1-0
FOX	0-0
FS1	0-0
Scoring First	1-0
Opponent Scoring First	0-0
Leading at the Half	1-0
Trailing at the Half	0-0
Tied at the Half	0-0
Leading after Third Qtr.	1-0
Trailing after Third Qtr.	0-0
Tied after Third Qtr.	0-0
Overtime Games	0-0
Scoring less than 20 pts	0-0
Scoring 20-29 points	0-0
Scoring 30-39 points	0-0
Scoring 40+ Points	1-0
Allowing 10 points or less	1-0
Allowing 11-20 points	0-0
Allowing 21-30 points	0-0
Allowing 31+ points	0-0
Rushing for less than 100 yds	0-0
Rushing for 100-199 yds	0-0
Rushing for 200-299 yds	0-0
Rushing for 300+ yds	1-0
Passing for less than 200 yds	0-0
Passing for 200-299 yds	0-0
Passing for 300-399 yds	1-0
Passing for 400+ yds	0-0
Totalling less than 300 yds total offense	0-0
300-399 yds of total offense	0-0
400-499 yds of total offense	0-0
500+ yds of total offense	1-0
Allowing less than 100 yds rushing	1-0
Allowing more than 100 yds rushing	0-0
Allowing less than 300 yds total offense	1-0
Allowing 300+ yds total offense	0-0
Having a 100-yd rusher	1-0
Having two 100-yd rushers	0-0
Not having a 100-yd rusher	0-0
Opp. having a 100-yd rusher	0-0
No turnovers	0-0
1-3 turnovers	1-0
4+ turnovers	0-0
No takeaways	0-0
1 or 2 takeaways	1-0
3 or more takeaways	0-0
More than 30:00 of possession	1-0
Less than 30:00 of possession	0-0

BUFFALO NOTES

PENN STATE VS. MAC

- Penn State owns a 26-3 mark against the 2019 football alignment of the Mid-American Conference.
- The Nittany Lions have played 10 of the 13 members of the MAC, playing their first MAC opponent, Buffalo, on Nov. 29, 1900. The Lions lost, 10-0, that day on the road.
- Penn State has won seven consecutive games against MAC opponents.
- PSU has played a MAC school every year since 2009.
- Upcoming games against MAC opponents include: Ball State (Sept. 11, 2021), Ohio (Sept. 10, 2022), Central Michigan (Sept. 24, 2022) and Bowling Green (Sept. 7, 2024).
- Buffalo is the lone MAC opponent Penn State faces this season.

MAC Opponent	Record	1st Meeting	Last Meeting
Akron	6-0	1999	2017
Ball State	--		
Bowling Green	2-0	1987	1998
Buffalo	2-1	1900	2015
Central Michigan	1-0	2005	2005
Eastern Michigan	3-0	1992	2013
Kent State	6-0	1965	2018
Miami (Ohio)	--		
Northern Illinois	1-0	1996	1996
Ohio	5-1	1967	2012
Toledo	0-1	2000	2000
Western Michigan	--		

TAKING ON THE NEIGHBORS

- For the sixth consecutive year, Penn State is playing at least four FBS teams that are within a 250-mile drive (based on Google Maps from stadium to stadium).
- The Nittany Lions have won their last 11 consecutive games against their neighbors.
- The only nearby FBS team Penn State has not played since 2012 is West Virginia, but the Mountaineers are on the Nittany Lions' schedule in 2023 and 2024.
- Since joining the Big Ten in 1993, Penn State is 47-4 against FBS teams within 250 miles.
- All-time, Penn State is 293-111-17 against its current FBS regional foes.

Distance	Team	Last Played	Result
139 Miles	Pittsburgh	Sept. 8, 2018	W, 51-6
181 Miles	West Virginia	Oct. 24, 1992	W, 40-26
198 Miles	Temple	Sept. 17, 2016	W, 34-27
198 Miles	Navy	Sept. 15, 2012	W, 34-7
199 Miles	Maryland	Nov. 24, 2018	W, 38-3
204 Miles	Buffalo	Sept. 12, 2015	W, 27-14
205 Miles	Kent State	Sept. 15, 2018	W, 63-10
215 Miles	Akron	Sept. 2, 2017	W, 52-0
224 Miles	Rutgers	Nov. 17, 2018	W, 20-7
230 Miles	Syracuse	Aug. 31, 2013	W, 23-17
250 Miles	Army	Oct. 3, 2015	W, 20-14

Bold indicates 2019 opponent

PENN STATE VS. NEW YORK TEAMS

- Penn State owns a 83-48-11 record against teams from the Empire State.
- The Nittany Lions last faced New York teams in 2015 when they hosted both Buffalo and Army.

NY Opponent	Record	1st Meeting	Last Meeting
Army	14-10-2	1899	2015
Buffalo	2-1	1900	2015
Colgate	9-4-1	1911	1980
Columbia	0-2	1933	1934
Cornell	4-7-2	1895	1943
Fordham	3-0	1946	1943
New York U.	2-1-1	1927	1941
Niagara	2-0	1929	1930
St. Bonaventure	4-0	1910	1922
Syracuse	43-23-5	1922	2013

BARKLEY'S BREAKOUT

- In Penn State's game against Buffalo in 2015, former Penn State running back Saquon Barkley had his first of 15 career 100-yard rushing games, first of 43 career rushing touchdowns and first of many hurdles over surprised defenders.
- It was Barkley's second career game after receiving one carry for 1 yard at Temple the week prior, and it was his first game playing in front of the home faithful in Beaver Stadium.
- Barkley is now entering his second season in the NFL after winning NFL Rookie of the Year last season.

NON-CONFERENCE SUCCESS

- Penn State has won eight consecutive games over non-conference opponents during the regular season, dating back to a win over Temple in 2016.
- Under James Franklin (since 2014), Penn State is 16-2 against non-conference opposition during the regular season and 18-5 when including bowl games.

LIONS UNDER THE LIGHTS

- The 2019 season marks the 19th straight with at least one regular-season night game on the schedule and the 11th since 2000 with multiple night games in the same season.
- Penn State currently has two night games on the schedule this season: Sept. 7 vs. Buffalo at 7:30 p.m. and Friday, Sept. 27 at Maryland for a Friday night kick at 8 p.m. Game times for the final seven games of the regular season have not been announced.
- Penn State's only losses in its last 11 night games are both to Ohio State.
- Penn State is 51-31 at night all-time. The figure breaks down to 14-10 at home, 25-14 on the road and 12-7 in neutral site games. Penn State is 1-1 at regular season neutral sites, 11-6 in bowl games and 1-0 in conference championship games.
- On Oct. 12, 2013, the Lions claimed the longest game in Big Ten history when they edged Michigan under the lights, 43-40, in four overtimes in front of a sellout Beaver Stadium crowd of 107,844 on Homecoming.

AT THE START

Opponent	Coin Toss	Choice	PSU 1st Drive	Opponent 1st Drive	Game Captains
IDAHO	Idaho won	Receive	Field Goal	Turnover on Downs	Cam Brown, Blake Gillikin, Jan Johnson, Garrett Taylor
BUFFALO					
PITTSBURGH					
at Maryland					
PURDUE					
at Iowa					
MICHIGAN					
at Michigan State					
at Minnesota					
INDIANA					
at Ohio State					
RUTGERS					

HIGHLIGHTS

1994 TEAM TO BE RECOGNIZED

- The 1994 Penn State football team will be honored at halftime for the 25th anniversary of its undefeated season, Big Ten Championship and Rose Bowl win.
- The '94 squad was the first to go 12-0 in the Big Ten era, and it returned the Nittany Lions to the Rose Bowl for the first time since 1923 with its first Big Ten Championship.
- RB Ki-Jana Carter was the Heisman Trophy runner-up, and he was one of five Penn State All-Americans that year, joining TE Kyle Brady, QB Kerry Collins, WR Bobby Engram and G Jeff Hartings.

PENN STATE IN THE RANKINGS

- Penn State is ranked No. 14 in the Amway Coaches poll and No. 15 in the Associated Press poll for the second-straight week.
- Penn State has been ranked in the AP Top 25 for the last 42 weeks, dating back to the 2016 season, marking the fifth-longest streak in program history and longest streak since 1993-2000 when PSU was ranked for 121-straight weeks.

Penn State AP Weekly Appearance Streaks

#	Polls	First-Last
1	121	1993-2000
2	84	1970-1976
3	50	1979-1983
4	43	1985-1987
5	42	2016-2019
6	39	1990-1992
7	38	2008-2010
8	33	1977-1979
9	33	1967-1970
10	19	1947-1948

See National Polls on Page 2

- Penn State's streak is the fifth-longest active streak in FBS, trailing Alabama (181), Ohio State (116), Clemson (70) and Oklahoma (45).

Active AP Weekly Appearance Streaks

#	Polls	Started
1	Alabama	181
2	Ohio State	116
3	Clemson	70
4	Oklahoma	45
5	Penn State	42
6	Georgia	34
7	Notre Dame	30
8	UCF	29
9	LSU	23
10	Michigan	18

See National Polls on Page 2

- Following another season with nine or more wins in 2018, Penn State finished in the Top 25 of both polls for the third-straight season. The Nittany Lions came in No. 17 in the final Associated Press (AP) and Amway Coaches polls.
- Additionally, Penn State was No. 12 in the final College Football Playoff Rankings, announced in December.
- Penn State is one of six teams (Alabama, Clemson, Ohio State, Oklahoma, Washington) to rank in the Top 15 of the CFP final rankings in each of the last three seasons (2016-18).
- Penn State finished in the AP Top 25 for the 41st time in program history.
- The Nittany Lions ended the 2018 season in the AP Top 25 in three consecutive seasons for the first time since a seven-year stint from 1993-99.
- The Nittany Lions completed the season in the Coaches Top 25 for the 21st time in program history and the third-straight season.
- This is the first time Penn State has had three consecutive Top 25 finishes in the Coaches Poll since 2005-09.
- Penn State has been ranked in the last 14 CFP rankings, dating back to its first-ever appearance in the first poll of the 2016 season.

ON TV

- Penn State has had 300 of its last 302 games televised, including 187 consecutive games.
- Over the last 15 seasons, every Penn State game has aired on either ABC, FOX, BTN, NBC or an ESPN channel.

STREAKING

- Sophomore WR **KJ Hamler** has a reception in all 14 games of his career.
- Sophomore TE **Pat Freiermuth** has a reception in his last 13 games.
- Junior K **Jordan Stout** has earned a touchback on each of his last 11 kickoffs.
- Penn State has won eight consecutive games over non-conference opponents during the regular season, dating back to a win over Temple in 2016.
- Penn State has won its last 10 games against Big Ten West Division opponents, dating back to an overtime win over Minnesota on Oct. 1, 2016.

MILESTONE WATCH

- KJ Hamler** is 424 yards shy of 2,000 all-purpose yards.
- ... 131 yards shy of 1,000 career receiving yards.
- ... 477 yards shy of 1,000 career kickoff return yards.
- Pat Freiermuth** is 132 yards shy of 500 career receiving yards.
- Ricky Slade** is 218 yards shy of 500 career rushing yards.
- Jahan Dotson** is 284 yards shy of 500 career receiving yards.
- John Reid** is nine tackles shy of 100 career tackles.
- Jan Johnson** is 12 tackles shy of 100 career tackles.
- Garrett Taylor** is 14 tackles shy of 100 career tackles.
- Micah Parsons** is 16 tackles shy of 100 career tackles.
- Robert Windsor** is 18 tackles shy of 100 career tackles.
- Yetur Gross-Matos** is 26 tackles shy of 100 career tackles.
- ... 0.5 tackle shy of 25 career tackles for loss.

See Records Watch on Pages 22-23

MILESTONES ACHIEVED

- KJ Hamler** surpassed 1,500 all-purpose yards with a 159-yard effort in the season opener against Idaho.

See Records Watch on Pages 22-23

WINNING WAYS

- Penn State is 32-9 over the past four seasons (2016-19), which is the ninth-best record in FBS.
- Dating back to 2015, Penn State has won 25 of its last 28 home games.
- Penn State's 45 wins over the last six years (2014-19) rank tied for 13th in FBS and third in the Big Ten (Ohio State, 63; Wisconsin, 54).
- Penn State's 88 wins over the last 11 years (2009-19) rank tied for 16th in FBS and fourth in the Big Ten (Ohio State, 116; Wisconsin, 103; Michigan State, 92).
- Penn State's 132 wins over the last 16 years rank 17th in FBS and third in the Big Ten (Ohio State, 167; Wisconsin, 150).
- Penn State clinched its 14th consecutive winning season in 2018. Only four other FBS teams have had a winning season each of the last 14 years (Oklahoma, Boise State, LSU, Wisconsin).
- Over those 14 consecutive winning seasons, Penn State has totaled at least nine wins in nine seasons, including the last three seasons.
- Head coach **James Franklin** has guided his teams to a winning record each of the last seven seasons (2 at Vanderbilt, 5 at Penn State).

YOUTH MOVEMENT

- According to PhilSteele.com's 2019 Two-Deep Class Breakdown, Penn State ranks as the ninth-most inexperienced team in FBS.
- The magazine's formula takes into account senior starters, returning letterwinners, yardage and tackles returning and offensive line starts.
- Purdue is the only Penn State opponent to rank as less experienced, ranking as the sixth-most inexperienced team.

NATIONAL NITS

Below is a list of Penn State players that rank among the top-50 individuals in the NCAA and/or top-10 in the Big Ten and top-25 teams and/or top-six in the Big Ten in the most recent season statistical rankings.

Rankings listed NCAA/Big Ten Statistics current as of Sept. 2, 2019

- RB Journey Brown
 - Scoring - 12.0 (27/6)
 - Total Points Scored - 12 (t-27/t-6)
 - Total Touchdowns - 2 (t-16/t-3)
- RB Noah Cain
 - Scoring - 12.0 (27/6)
 - Total Points Scored - 12 (t-27/t-6)
 - Total Touchdowns - 2 (t-16/t-3)
- QB Sean Clifford
 - Completion Percentage - .609 (79/8)
 - Completions Per Game - 14.0 (92/10)
 - Passing Efficiency - 191.8 (13/3)
 - Passing Yards - 280 (35/4)
 - Passing Yards Per Game - 280.0 (35/4)
 - Passing Yards Per Completion - 20.0 (2/1)
 - Total Offense - 337.0 (24/3)
 - Yards Per Pass Attempt - 12.17 (4/1)
- RB Devyn Ford
 - Rushing Yards - 107 (38/3)
 - Rushing Yards Per Game - 107.0 (38/3)
- DE Yetur Gross-Matos
 - Sacks - 2.5 (1/1)
 - Tackles For a Loss - 2.5 (16/3)
- WR KJ Hamler
 - All Purpose Yards Per Game - 159.0 (25/4)
 - Punt Returns - 7.0 (38/9)
 - Receiving Touchdowns - 2 (t-5/t-1)
 - Receiving Yards - 115 (21/5)
 - Receiving Yards Per Game - 115.0 (21/5)
 - Scoring - 12.0 (27/6)
 - Total Points Scored - 12 (t-27/t-6)
 - Total Touchdowns - 2 (t-16/t-3)
 - Yards Per Reception - 28.75 (22/5)
- WR Mac Hippenhammer
 - Punt Returns - 6.5 (41/10)
- DE Daniel Joseph
 - Sacks - 1.0 (t-34/t-10)
- DE Jayson Oweh
 - Sacks - 1.0 (t-34/t-10)
- K Jake Pinegar
 - Field Goal Percentage - 1.000 (t-1/t-1)
 - Field Goals Per Game - 1.000 (t-1/t-1)
 - Points Responsible For - 16 (68/9)
 - Points Responsible For Per Game - 16.0 (68/9)
 - Scoring - 16.0 (18/3)
 - Total Points Scored - 16 (18/3)
- CB John Reid
 - Interceptions Per Game - 1.0 (t-8/t-2)
 - Total Interceptions - 1 (t-8/t-2)
 - Sacks - 1.0 (t-34/t-10)
- K Jordan Stout
 - Field Goal Percentage - 1.000 (t-1/t-1)
 - Field Goals Per Game - 1.000 (t-1/t-1)
- DE Shaka Toney
 - Sacks - 1.0 (t-34/t-10)
- TEAM
 - 3rd Down Conversion Pct Defense - .067 (2/1)
 - 4th Down Conversion Pct - .667 (32/5)
 - 4th Down Conversion Pct Defense - .000 (t-1/t-1)
 - Blocked Kicks - 2 (t-1/t-1)
 - Blocked Punts - 2 (1/1)
 - Completion Percentage - .676 (42/6)
 - Fewest Penalties - 3 (t-9/t-1)
 - Fewest Penalties Per Game - 3.00 (t-9/t-1)
 - Fewest Penalty Yards - 30 (19/1)
 - Fewest Penalty Yards Per Game - 30.0 (18/1)
 - First Downs Defense - 5 (3/2)
 - First Downs Offense - 35 (4/1)
 - Passes Had Intercepted - 0 (t-1/t-1)
 - Passes Intercepted - 1 (33/4)
 - Passing Yards Allowed - 141.0 (29/5)
 - Passing Yards Per Completion - 13.68 (32/4)
 - Punt Return Defense - 0.00 (8/2)
 - Red Zone Defense - 1.000 (71/6)
 - Red Zone Offense - 1.000 (t-1/t-1)
 - Rushing Offense - 331.0 (9/1)
 - Sacks Allowed - 0.0 (t-1, t-1)
 - Scoring Defense - 7.0 (12/7)
 - Scoring Offense - 79.0 (t-1/t-1)
 - Team Passing Efficiency - 171.97 (24/4)
 - Team Sacks - 7.0 (4/2)
 - Tackles for Loss - 11.0 (8/5)
 - Time of Possession - 32:56 (38/6)
 - Total Defense - 145.0 (7/3)
 - Total Offense - 673.0 (5/1)
 - Turnovers Lost - 1 (23/4)
 - Winning Percentage - 1.000 (t-1/t-1)

10 2019 PENN STATE FOOTBALL

WINNINGEST PROGRAMS

In its 133rd season of varsity football, Penn State has posted 888 victories to rank No. 8 in the nation. The Lions' success is not solely due to longevity though, as Penn State also ranks in the top 10 in all-time winning percentage.

As of Aug. 31, 2019

TOTAL VICTORIES

1. Michigan (140)	Big Ten	954
2. Ohio State (129)	Big Ten	912
3. Texas (126)	Big 12	909
4. Alabama (127)	SEC	906
5. Nebraska (129)	Big Ten	898
6. Notre Dame (132)	Independent	897
7. Oklahoma (124)	Big 12	897
8. PENN STATE (132)	Big Ten	888
9. USC (131)	Pac-12	840
10. Tennessee (122)	SEC	838

WINNING PERCENTAGE (YEARS - MIN. 25 IN D1)

1. Michigan (140)	Big Ten	.730
2. Ohio State (129)	Big Ten	.728
3. Notre Dame (132)	Independent	.727
Boise State (51)	Mountain West	.727
5. Alabama (127)	SEC	.726
6. Oklahoma (124)	Big 12	.724
7. Texas (126)	Big 12	.705
8. USC (131)	Pac-12	.699
9. Nebraska (129)	Big Ten	.692
10. PENN STATE (132)	Big Ten	.688
11. Florida State (72)	ACC	.675
12. Tennessee (128)	SEC	.674

SPORTS ILLUSTRATED 150TH ANNIVERSARY

BEST PROGRAMS

1. Alabama	SEC
2. Ohio State	Big Ten
3. Michigan	Big Ten
4. Texas	Big 12
5. USC	Pac-12
6. Notre Dame	Independent
7. Nebraska	Big Ten
8. PENN STATE	Big Ten
9. Tennessee	SEC
10. Oklahoma	Big 12

ESPN 150TH ANNIVERSARY BEST PROGRAMS

1. Alabama	SEC
2. Notre Dame	Independent
3. Ohio State	Big Ten
4. Oklahoma	Big 12
5. USC	Pac-12
6. Michigan	Big Ten
7. Yale	Ivy
8. Nebraska	Big Ten
9. Texas	Big 12
10. North Dakota State	Missouri Valley
11. Princeton	Ivy
12. PENN STATE	Big Ten
13. Harvard	Ivy
14. Tennessee	SEC
15. LSU	SEC

ALL-TIME AP POLL RANKINGS (Weeks Ranked)

1. Ohio State	Big Ten	902
2. Michigan	Big Ten	849
3. Oklahoma	Big 12	830
4. Notre Dame	Independent	799
5. Alabama	SEC	791
6. USC	Pac-12	767
7. Nebraska	Big Ten	728
8. Texas	Big 12	720
9. PENN STATE	Big Ten	631
10. LSU	SEC	617

WELCOME

- Against Idaho, nine Nittany Lions made their first career start (five on offense, three on defense, one on special teams): SN **Chris Stoll**, LB **Jesse Luketa**, DE **Shaka Toney**, S **Lamont Wade**, OL **Rasheed Walker**, OL **C.J. Thorpe**, WR **Justin Shorter**, RB **Ricky Slade**, QB **Sean Clifford**.
- Twenty Nittany Lions made their first collegiate appearances: CB **DJ Brown**, RB **Noah Cain**, DT **Judge Culpepper**, LB **Lance Dixon**, CB **Keaton Ellis**, RB **Devyn Ford**, DT **Aeneas Hawkins**, DE **Adisa Isaac**, LB **Charlie Katshir**, OL **Hunter Kelly**, QB **Will Levis**, WR **Colton Maxwell**, S **Justin Neff**, CB **Joey Porter, Jr.**, LB **Brandon Smith**, LS **Chris Stoll**, TE **Brenton Strange**, DL **Dan Vasey**, OL **Sal Wormley**, OL **Caeden Wallace**.
- Transfers S **Jaquan Brisker**, WR **Weston Carr** and K **Jordan Stout** made their first appearances at Penn State.
- Ten true freshmen debuted: RB **Noah Cain**, LB **Lance Dixon**, CB **Keaton Ellis**, RB **Devyn Ford**, DE **Adisa Isaac**, CB **Joey Porter, Jr.**, LB **Brandon Smith**, TE **Brenton Strange**, OL **Sal Wormley**, OL **Caeden Wallace**.

COMPLEMENTARY BALL OVER THE LAST THREE YEARS

- The Nittany Lions have played complementary football over the last three years (2016-18) and it shows in the national landscape.
- Over the last three years the Penn State offense is:
 - Tied for sixth in FBS in points per possession (2.34).
 - Fourth in FBS in points per play (1.84).
 - 11th in FBS in scoring offense (37.47).
 - Ninth in FBS in scoring percentage (43.31).
 - Ninth in FBS in touchdown percentage (34.57).
 - 12th in FBS in turnover percentage (12.83).
- Over the last three years the Penn State defense is:
 - Fifth in FBS in three-and-out percentage (28.41).
 - Sixth in FBS in yards per play (4.85).
 - Ninth in FBS in points per possession (1.29).
 - 12th in FBS in second half points allowed (9.78).
 - Sixth in FBS in scoring percentage (25.09).
 - 12th in FBS in touchdown percentage (17.90).
 - Fifth in FBS in punt percentage (47.42).
 - Has 40 or more sacks in four-straight seasons for the first time since sacks were recorded starting in 1988.

FANS FLOCK TO BEAVER STADIUM

- Penn State's crowd of 104,527 for the 2019 season opener ranked second only to Michigan (110,811) in Week 1.
- Penn State averaged 105,485 fans per game in the 2018 season to rank second in the NCAA in attendance.
- The second-place finish was the highest for the Nittany Lions in Football Bowl Subdivision (FBS) attendance since a second-place finish in 2009.
- The 2018 season saw the largest home crowd in Penn State history as a record-breaking 110,889 fans filled the stadium against No. 4/4 Ohio State. The previous record was 110,823 set against No. 19/15 Michigan on Oct. 21, 2017.
- The Penn State-Ohio State crowd was the fourth-largest crowd in FBS in 2018.
- Penn State participated in seven of the top 14 single-game attendance marks in FBS in 2018, including the No. 1 attended game of 111,747 fans at Michigan.
- The Penn State Student Section has consistently sold out for four decades, showing the unwavering passion and dedication of Penn State students.
- Recognized as one the nation's premier game day atmospheres, the passionate and loyal students, alumni and fans filling Beaver Stadium have Penn State bucking the negative attendance trends among FBS games nationally.

See Happy Valley on Page 14

CONTROLLING THE GAME

- The Nittany Lions have held a lead for 72.5 percent of their plays over the last three years (2017-19) to rank third in FBS, behind only Alabama and Clemson.
- Over a four-year span (2016-19), Penn State has held the lead for 62.9 percent of the plays, which is ninth among FBS schools.
- By comparison, from 2013-15, Penn State led for 42.8 percent (2760 of 6453) of its plays, to rank 69th in FBS.

BIG PRESEASON HONORS

- DE **Yetur Gross-Matos** was among the 10 players named to the Big Ten preseason honors list, as selected by the conference's media members.
- Gross-Matos claimed first-team All-Big Ten honors from the conference's media last season. The junior finished second in the Big Ten and No. 12 in FBS with 1.5 tackles for loss per game in 2018. He was also eighth in the Big Ten and No. 47 nationally in sacks per game (0.62).

BIG TEN PRESEASON HONOREES

EAST DIVISION

Joe Bachie, Sr., LB, MSU
Kenny Willekes, Sr., DE, MSU
J.K. Dobbins, Jr., RB, OSU
Chase Young, Jr., DE, OSU
Yetur Gross-Matos, Jr., DE, PSU

WEST DIVISION

A.J. Epenesa, Jr., DE, IOWA
Adrian Martinez, So., QB, NEB
Paddy Fisher, Jr., LB, NU
Rondale Moore, So., WR, PUR
Jonathan Taylor, Jr., RB, WIS

See Preseason Honors on Page 15

GILLIKIN NOMINATED FOR ALLSTATE AFCA GOOD WORKS TEAM

- P **Blake Gillikin** is among the 137 candidates for the Allstate AFCA Good Works Team, an annual award given to college football players for the impact they make off the field.
- Gillikin enters his final season as Penn State's record holder in career punting average (43.32 ypp) and season punting average (43.95 ypp).
- A perfect 4.0 student, Gillikin was a first-team CoSIDA Academic All-American last year. He spent the summer interning at Drayer Physical Therapy and performing a job shadow at Penn State Health in State College.
- Established in 1992, the Allstate AFCA Good Works Team continues to be one of the most coveted community service awards in college football. From the 137 nominees, the final roster of 23 award recipients will be announced in September, bringing together 11 players from the NCAA Football Bowl Subdivision; 11 players from the NCAA Football Championship Subdivision, Divisions II, III and the National Association of Intercollegiate Athletics (NAIA); and one honorary head coach.
- To be considered for a spot on the Allstate AFCA Good Works Team, each player must be actively involved with a charitable organization or service group while maintaining a strong academic standing.

See Preseason Honors on Page 15

OFFENSE NOTES

PILING UP THE POINTS

- Penn State had a high-scoring season-opener, scoring 79 points for its highest single-game total since an 81-0 win over Cincinnati in the 1991 home opener.
- Penn State's 44 points in the first half were its most in an opening half since scoring 56 at Illinois in 2005.
- The 72-point margin of victory is tied for the 10th-biggest in Penn State history and is the largest since the 1991 Cincinnati game (81).
- The 79 points are the second-most scored since 1921 and are tied for the sixth-most in program history.
- The last time Penn State scored at least 70 points was a 70-24 win over Akron in 1999.
- Penn State has scored at least 50 points eight times since 2016.
- Penn State scored 40 points 16 times since 2016. By comparison, from 2008 until 2016, the Nittany Lions had 18 40-point outings.
- Penn State has scored 30 or more points 25 times in the last 33 games.
- Penn State has scored 20 or more points in 34 of its last 36 games.

GROUND GAME ROLLS

- Seven different Nittany Lion rushers combined for 331 rushing yards against Idaho, ranking Penn State ninth in FBS during the opening week.
- The 331 yards on the ground were Penn State's most since rushing for 387 yards at Illinois last season.
- Five Nittany Lion running backs: **Journey Brown** (2), **Noah Cain** (2), **Devyn Ford** (1), **Ricky Slade** (1) and **Nick Eury** (1) combined for seven rushing touchdowns
- The last time five different Nittany Lion rushers scored at least one touchdown in the same game was a 70-24 win over Akron in 1999: Omar Easy, Eric McCoo, Mike Cerimele (2 TD), Rashard Casey (QB), Mick Blosser.
- The last time five different Nittany Lion running backs scored at least one touchdown in the same game was a 42-3 win over Syracuse in 1986: Blair Thomas, Tim Manoa (2 TD), D.J. Dozier, Odell Wilson, Steve Smith.
- Penn State's seven rushing touchdowns were its most since doing the same against Coastal Carolina in 2008.
- Brown, a sophomore, earned his first multi-touchdown game of his career. His first touchdown of the day came on a career-long 23-yard run. His five carries tied a career high and his 38 yards set a career high.
- Cain, a true freshman making his debut, led the Lions with nine carries, and he finished with 44 yards in addition to his two scores.
- Ford rushed for a game-high 107 yards on six carries, averaging 17.8 yards per attempt in his debut.
- Ford became the first Nittany Lion freshman to run for more than 100 yards in a game since Saquon Barkley rushed for 103 yards against Michigan State on November 18, 2015.
- Ford is the first Penn State freshman to run for 100 yards in a season opener since Curt Warner rushed for 100 yards on 12 carries against Rutgers on Sept. 15, 1979.
- Ford scored on an 81-yard run in the second quarter. It was his first career touchdown and Penn State's longest rushing touchdown since Saquon Barkley's 92-yard run in the Fiesta Bowl vs. Washington in 2017.
- Slade, a sophomore scored his seventh career rushing touchdown.
- Eury, a junior, had career highs of six carries for 44 yards and scored his first career touchdown on Penn State's final drive of the game. He previously had one career rush for 4 yards against Georgia State in 2017.
- Penn State's 2,664 rushing yards in 2018 were its most since rushing for 2,676 in 2008.
- Penn State, Wake Forest and Miami (Fla.) are the only three FBS schools to improve their national rushing offense ranking in each of the last five seasons. (*Wake Forest Athletic Communications*)

	Penn State	Wake	Miami
2014	117	124	119
2015	105	122	109
2016	66	101	107
2017	59	37	88
2018	29	26	76

GREEN LIGHT IN THE RED ZONE

- Dating back to 2017, Penn State has scored on 86 of its last 91 red zone trips, including 69 touchdowns.
- Penn State opened 2019 by going 8-for-8 in the red zone against Idaho with six touchdowns.
- Last season, the Nittany Lions were 52-for-58 (44 TD, 9 FG, 3 missed FG, 2 turnovers, 1 kneel down) in the red zone.
- In 2018, Penn State ranked 16th in FBS and third in the Big Ten with a 89.7 percent success rate in the red zone.

MOVING THE BALL

- Penn State had 673 yards of total offense against Idaho, which was the most since totaling 689 at Minnesota in 1994 and the third most for the Nittany Lions since 1947. In FBS, the total ranked fifth for the week.
- The Nittany Lions' 406 yards of offense in the first half were their most in the first half since notching 439 yards vs. Nebraska in 2017.
- Penn State's 35 first downs in the game were its most since posting the same against Minnesota in 2005 and the fourth-most in FBS during the week.
See National Nits on Page 9

NEW SIGNAL CALLER

- Playing for just slightly more than one half, QB **Sean Clifford** threw for 280 yards in his first career start, earning his first career 200-yard game.
- Clifford connected with **KJ Hamler** on two touchdown passes, 36- and 21-yard scores, for his first multi-touchdown game.
- Clifford completed 14-of-23 passes, including seven completions of more than 20 yards.
- Clifford averaged 20.0 yards per completion to rank second in FBS for the week, trailing only UTEP's Brandon Jones (26.8 ypc).
- Clifford averaged 12.17 yards per pass attempt to rank in FBS for the week, trailing only Western Michigan's Jan Wassink (14.72 ypa), Oklahoma's Jalen Hurts (14.43 ypa) and Jones (13.40 ypa).
- The sophomore added 57 rushing yards on seven carries with a long run of 25 yards, establishing career highs in all three categories.
- Clifford's passing and rushing efforts gave him 337 yards of total offense for the 23rd highest figure in FBS this weekend.
See National Nits on Page 9

With Clifford as the lone Nittany Lion QB on the roster to attempt a pass in a game entering the season, Penn State entered 2019 with the second fewest returning passing attempts and completions in FBS:

Fewest Passing Attempts/Completions On Roster

School	Att.	Comp.	TD
Auburn	2	1	0
Penn State	7	5	2
NC State	7	8	0
Boise State	10	7	1
Fresno State	12	8	1
Georgia Tech	17	8	2
Middle Tennessee	21	9	0

NEW SIGNAL CALLER NO. 2

- Redshirt freshman QB **Will Levis** threw for 62 yards in his Penn State debut, completing 11-of-14 passes after entering early in the second half against Idaho.
- Levis connected with true freshman TE **Brenton Strange** on a 4-yard touchdown pass for his first career touchdown pass.
- Levis also rushed for 21 yards on five attempts with a long run of 12 yards.

NITTANY LIONS IN THE NFL

- A total of 32 Penn State football alumni are populating the rosters of 19 National Football League teams.
- The Nittany Lions annually are among the top 20 programs nationally in producing players in the NFL. In addition, seven former Nittany Lions are members of NFL coaching staffs and one former Nittany Lion lacrosse student-athlete is on a roster.
- A total of eight players from Penn State's 2018 squad are on NFL teams.

NITTANY LIONS ON NFL ROSTERS

- Arizona Cardinals (1):** A.Q. Shipley (8)
 - Atlanta Falcons (1):** Jack Crawford (8)
 - Baltimore Ravens (1):** Trace McSorley (R)
 - Buffalo Bills (1):** Ryan Bates (R)
 - Carolina Panthers:** Chris Hogan (7; former MLAX player)
 - Chicago Bears (1):** Allen Robinson II (6)
 - Dallas Cowboys (2):** Sean Lee (10), Connor McGovern^{IR} (R)
 - Denver Broncos (1):** DaeSean Hamilton (2)
 - Detroit Lions (3):** Jesse James (5), Amani Oluwariye (R), Jason Cabinda (2)
 - Green Bay Packers (1):** Adrian Amos (5)
 - Kansas City Chiefs (1):** Jordan Lucas (4)
 - Los Angeles Chargers (1):** Trevor Williams (4)
 - Los Angeles Rams (1):** Nick Scott (R)
 - Miami Dolphins (2):** Mike Gesicki (2), Mike Hull^{PUP} (4)
 - New York Giants (3):** Saquon Barkley^C (2), Grant Haley (2), Nate Stupar (7)
 - Philadelphia Eagles (2):** Shareef Miller (R), Miles Sanders (R)
 - Pittsburgh Steelers (1):** *Marcus Allen* (2)
 - San Francisco 49ers (2):** Robbie Gould (15), *Kevin Givens* (R)
 - Tampa Bay Buccaneers (3):** Chris Godwin (3), Carl Nassib (4), Donovan Smith (5)
 - Tennessee Titans (3):** Austin Johnson (4), DaQuan Jones (6), Cameron Wake (11)
 - Washington Redskins (1):** Troy Apke (2)
- Italics indicates practice squad* | ^C Team Captain
^{IR} Injured Reserve | ^{PUP} Physically Unable to Perform

SEVEN FORMER LIONS ON NFL COACHING STAFFS

Seven former Nittany Lions are patrolling the sidelines as part of NFL coaching staffs in 2018.

- Tom Bradley (Pittsburgh, defensive backs)
- Gary Brown (Dallas, running backs)
- Bobby Engram (Baltimore, tight ends)
- Al Golden (Detroit, linebackers)
- D'Anton Lynn (Houston, assistant secondary)
- Mike Munchak (Denver, offensive line)
- Paul Pasqualoni (Detroit, defensive coordinator)

COACHING STAFF POTW

The Penn State coaching staff chooses players of the week in all three phases. Here are there selections:

AUG. 31 - IDAHO

- Defensive: Yetur Gross-Matos & John Reid (Game); Justin Neff & Evan Presta (Scout)
- Offensive: KJ Hamler & Mike Miranda (Game); Justin Weller & Blake Zalar (Scout)
- Special Teams: Jordan Stout & Jonathan Sutherland (Game); Nick Eury (Scout)

COMMUNITY SERVICE

LIFT FOR LIFE A SUCCESS



- The 17th Annual Penn State Uplifting Athletes “Lift for Life” was another tremendous success. The fundraising total for the 2019 event was \$51,352, which will benefit Uplifting Athletes and its commitment to life skills development, patient focused programs and rare disease research.
- The 2018-19 fundraising total for the Penn State chapter currently sits at \$56,018, while the 17-year total is now nearly \$1.45 million.
- Fans can support Uplifting Athletes throughout the year by visiting upliftingathletes.org/donate or by sending a donation to Uplifting Athletes, 8 Atkinson Drive, PO Box 574, Doylestown, PA 18901. Please make checks payable to Uplifting Athletes and write Penn State Chapter in the memo section.
- The Penn State Lift for Life featured more than 100 members of the Nittany Lion football team and was held at Holuba Hall, with approximately 1,000 fans in attendance. The exhibition featured rotations of one-on-one battles in the tire flip, sled pull, bench press and farmer’s hold, followed by tug of war competitions.
- The event included a kids clinic for the sixth year in a row, which was run by the Nittany Lion true freshmen and concluded with a team autograph session.
- Founded by Penn State Football teammates Scott Shirley, Dave Costlow and Damone Jones in 2003, Lift for Life has benefitted cancer research and the rare disease community.
- The 2019 Uplifting Athletes officers are: quarterback **Sean Clifford**, president; long snapper **Chris Stoll**, vice president; defensive tackle **Evan Presta**, treasurer; offensive lineman **Mike Miranda**, director of operations; safety **Justin Neff**, director of player logistics; long snapper **Joe Calcagno**, secretary.

LIONS BRING SMILES TO HERSHEY



- For the sixth consecutive year, Penn State football again took an afternoon off from summer workouts and boarded buses headed to the Penn State Hershey Children’s Hospital. A special visit that has now become an annual event, it’s a day nearly every Nittany Lion looks forward to in the offseason.
- Upon stepping off the buses, the Penn State energy is palpable as the team is greeted by smiling hospital staffers before splitting into small groups. While some groups spread out to visit individual families in their rooms, members of the team also passed through a high-five tunnel into the Tree House Cafe.
- Surrounding families and patients with smiles, the Nittany Lions spent the afternoon simply spending time and having fun.

NO. 1 RECEIVER

- WR **KJ Hamler** had four receptions in the 2019 opener, extending his streak to all 14 games of his career with at least one reception.
- Hamler’s two touchdown receptions marked the first multi-receiving touchdown game of his career. He did have two scores at Pittsburgh last season, one rushing and one receiving.
- Hamler’s 115 yards receiving mark the second 100-yard receiving game of his career, and the first since he had 138 vs. Ohio State last year.
- The sophomore caught four passes of 20 or more yards, ranking in a four-way tie for second in FBS for the week, and averaged 28.75 yards per catch to rank 23rd in FBS for the week.
- With 159 all-purpose yards, Hamler went over the 1,500 all-purpose yards mark for his career. He now has 1,576 all-purpose yards in his career.

HAMLER NAMED TO THREE WATCH LISTS

- WR **KJ Hamler** found his way on to three preseason watch lists: the Maxwell Award for national player of the year, the Paul Hornung Award for the most versatile player in major college football and the Biletnikoff Award for the nation’s top wide receiver.
 - The Maxwell Award, named in honor of Robert W. “Tiny” Maxwell, has been given to America’s College Player of the Year since 1937. Maxwell’s contributions to the game of football were extensive, including time as a player, a sportswriter and an official.
 - The Biletnikoff Award annually recognizes the outstanding receiver in college football. Any player, regardless of position (wide receiver, tight end, slot back, and running back) who catches a pass is eligible for the award. As such, the Biletnikoff Award recognizes the outstanding receiver, not merely outstanding wide receiver.
 - The Paul Hornung Award is presented by the Louisville Sports Commission to the most versatile player in major college football. Saquon Barkley won the honor in 2017 and Hamler was a finalist for the honor in 2018.
 - In 2018, Hamler was a finalist for the Paul Hornung Award for the nation’s most versatile player and also collected Freshman All-America honors from the Football Writers Association of America and The Athletic as a kick returner. He also earned honorable-mention All-Big Ten accolades as both a wide receiver and return specialist after finishing No. 3 in the conference in kick return average (26.2) and No. 2 in yards per catch (17.95). Hamler ended the season No. 6 in the conference with 109.0 all-purpose yards per game.
 - Hamler pulled in a catch in all 13 games, had six games with four or more receptions and 10 multi-reception games in 2018. He had 25 catches of 10 or more yards, pulled in 16 balls for 20 or more yards and registered a first down on 71 percent (30-42) of his receptions.
- See Preseason Honors on Page 15**

FREIERMUTH ON MACKAY LIST

- TE **Pat Freiermuth** was named to the Mackey Award watch list for the outstanding collegiate tight end.
 - The Mackey Award is given annually to the most outstanding collegiate tight end. The award is named after NFL Hall of Fame member John Mackey, who is considered to be the best to have played the tight end position. Former Nittany Lion Mike Gesicki was a finalist for the honor in 2017.
 - As a freshman last season, Freiermuth was selected as a Freshman All-American by The Athletic, 247Sports and ESPN. He also earned honorable-mention All-Big Ten accolades from the conference’s coaches and media.
 - Freiermuth finished No. 2 among FBS tight ends and led the Big Ten tight ends with eight touchdown catches as a true freshman, setting the Penn State mark for most touchdowns by a freshman tight end and ranking 10th overall in team history.
- See Preseason Honors on Page 15**

MENET ON RIMINGTON LIST

- C **Michal Menet** earned a spot on the Rimington Trophy watch list for the nation’s best center.
 - The Rimington Trophy is given annually to the most outstanding center. The award is named for former University of Nebraska standout Dave Rimington and benefits the Boomer Esiason Foundation for cystic fibrosis.
 - A.Q. Shipley is Penn State’s lone Rimington Trophy winner in 2008.
 - Menet started 12 games at center in 2018. He helped the Penn State offense finish 16th in red zone offense (.923), 29th in rushing offense (208.6) and 29th in scoring offense (34.6) in FBS in 2018.
- See Preseason Honors on Page 15**

COACHING STAFF NOTES

COACHING STAFF CHANGES

- The Nittany Lion coaching staff has a pair of new faces for the 2019 season.
- Penn State added passing game coordinator and wide receivers coach **Gerad Parker** and special teams coordinator and defensive assistant **Joe Lorig**.
- Parker joins the Nittany Lions after two seasons at Duke, most recently as the wide receivers coach in 2018. He has familiarity with the Big Ten, having served as offensive coordinator at Purdue for four seasons.
- Lorig has 22 years of collegiate coaching experience, including six seasons as a special teams coordinator and eight years as a defensive coordinator. He most recently spent three seasons at Memphis where his special teams unit finished in the top 5 in FBS in kick return average twice and in the top 20 in kick return defense every year.

PENNSYLVANIA TIES

- The Penn State coaching staff is deeply rooted in Pennsylvania, with four members originally hailing from the Keystone state.

Central PA

- Defensive Coordinator **Brent Pry** - Altoona

Eastern PA

- Head Coach **James Franklin** - Langhorne

Western PA

- Offensive Line **Matt Limegrover** - Pittsburgh
- Cornerbacks **Terry M. Smith** - Aliquippa

DEFENSE NOTES

CAUSING CHAOS BEHIND THE LINE

- Penn State opened the 2019 season atop the sacks and tackles for loss national rankings, ranking fourth with seven sacks and eighth with 11 tackles for loss.
See National Nits on Page 9
- Penn State's 11.0 tackles for loss were the most since recording 15.0 vs. Maryland last year.
- Penn State's 7.0 sacks were the most since notching 7.0 vs. Kent State last season.
- DE **Yetur Gross-Matos** notched a career-best 2.5 sacks to lead FBS for the week. His previous best was 2.0 on two occasions, last vs. Iowa last year.
- In 2018, Penn State led the country in sacks per game (3.62) and ranked fourth and led the Big Ten in tackles for loss (8.2) per game.
- Penn State's 3.37 sacks per game over the last five years (2015-19) are the most in FBS, leading Clemson (3.33).
- Penn State's 182 sacks over the last five years (2015-19) are second only to Clemson (200) and Alabama (193), the lone winners of the last four National Championships.
- Penn State has posted four consecutive 40-plus sack seasons for the first time in program history after totaling 47 last season, 42 in 2017, 40 in 2016 and 46 in 2015.

NOT GIVING GROUND

- The Nittany Lion defense held Idaho to just 4 rushing yards, the fewest since allowing 3 yards to UMass in 2014 and the second-fewest under **James Franklin**.
- Penn State gave up just 145 yards of total offense to Idaho, which are the fewest since allowing 87 yards to Rutgers in 2016 and the second-lowest total under Franklin.
- It was the fifth time under Franklin the Nittany Lions have given up less than 200 yards of total offense.
See Statistical Highs & Lows Under Franklin on Page 6

REID HASSLES QB IN OPENER

- CB **John Reid** tallied the first full sack of his career, as he forced an intentional grounding penalty in the opening stanza. He previously had a half-sack against Kent State in 2016.
- Reid then grabbed the sixth interception of his career early in the third quarter, and his first since last year at Rutgers.

LIMITED ACCESS

- Penn State has held six of its last seven regular season non-conference opponents to 14 points or less, dating back to 2017.
- Penn State's 20.5 points allowed per game in 2018 ranked 23rd in FBS and fourth in the Big Ten. Last season, Penn State led the Big Ten and ranked 11th in FBS in red zone defense, only yielding scores on 75.0 percent of opponents' trips inside the 20.

GROSS-MATOS NAMED TO LOTT IMPACT AND HENDRICKS WATCH LIST

- In addition to the Nagurski watch list, DE **Yetur Gross-Matos** is on the Lott IMPACT and Ted Hendricks award watch lists.
- The Lott IMPACT Trophy honors the top defensive player in college football who makes the biggest impact for his team, both on and off the field. The award is given to a distinguished young man who represents the qualities embodied by Hall of Famer Ronnie Lott - Integrity, Maturity, Performance, Academics, Community and Tenacity.
- Penn State's Carl Nassib won the award in 2015.
- The Ted Hendricks Award is named in honor of college football's first three-time first-team All-American. It is in the spirit of Ted Hendricks' aggressive style of play, winning attitude and determination that the Defensive End of the Year Award for college football's premier defensive end is presented.
- Penn State's lone winner of the Hendricks Award is Carl Nassib in 2015, while Michael Haynes (2002), Tamba Hali (2005), Maurice Evans (2007) and Aaron Maybin (2008) were finalists for the honor.
See Preseason Honors on Page 15

THREE NAMED TO NAGURSKI LIST

- DT **Robert Windsor**, who also earned a berth on the Outland Trophy watch list for the nation's top interior lineman, DE **Yetur Gross-Matos** and LB **Micah Parsons** were all selected to the Bronko Nagurski Trophy watch list for the nation's top defensive player.
- The Bronko Nagurski Trophy is given yearly to the National Defensive Player of the Year. The award is named for legendary two-way player from the University of Minnesota, Bronko Nagurski, who dominated college football then became a star for the Chicago Bears in the 1930s.
- Penn State has never won a Nagurski Trophy, but has had five finalists, most recently Carl Nassib in 2015.
- The Outland Trophy is named after the late John Outland, an All-America lineman at Penn at the turn of the 20th century and is given to the nation's top interior lineman (offensive or defensive).
- Penn State defensive tackle Mike Reid won the Outland Trophy in 1969 and All-America defensive tackle Devon Still was the most recent Nittany Lion finalist, in 2011.
- Gross-Matos claimed first-team All-Big Ten honors from the conference's media last season. The junior finished second in the Big Ten and No. 12 in FBS with 1.5 tackles for loss per game in 2018.
- Parsons was chosen as Freshman All-American by The Athletic, 247Sports and ESPN to go along with his honorable-mention All-Big Ten laurels. He finished the season, leading the Nittany Lions with 83 tackles, becoming the first freshman (true or redshirt) in Penn State history to lead the team in tackles in a season.
- Windsor collected second-team All-Big Ten honors from the Associated Press last season and was named honorable-mention All-Big Ten by the league's coaches and media. The senior finished No. 6 in the Big Ten and No. 42 in FBS with 0.63 sacks per game. Windsor had a career game against Wisconsin, collecting a career-high six tackles and personal-best two sacks. For his efforts against his home state team, the Fond du Lac native was named the Big Ten Defensive Player of the Week and Outback Bowl Player of the Week.
See Preseason Honors on Page 15

LINEBACKER U REPRESENTED ON BUTKUS LIST

- LBs **Cam Brown** and **Micah Parsons** both earned a spot on the Butkus Award watch list for the nation's top linebacker.
- The award, named in honor of legendary linebacker Dick Butkus, annually recognizes the nation's top collegiate linebacker.
- Brown and Parsons will be vying to become the first Nittany Lion to earn the honor since Paul Posluszny in 2005. LaVar Arrington also won the award in 1999, and five have previously been named finalists: Shane Conlan (1986), Andre Collins (1989), Brandon Short (1999), Posluszny (2006) and Dan Connor (2007).
- Brown started in 12 of his 13 appearances last season. He led the team with three forced fumbles and was fifth on the squad with a career-high 63 tackles. Brown also registered a personal-best six pass breakups, which was fifth on the team.
See Preseason Honors on Page 15

CLASSROOM SUCCESS

DEGREES ON THE WALL



- Five student-athletes have earned six Penn State degrees already, while **Weston Carr** is a graduate transfer from Azusa Pacific who earned a degree in sociology.
- **Jan Johnson** earned an undergraduate degree in psychology in August 2018 and a master's in management and organizational leadership in May 2019. He is now working on a third degree in health policy and administration.
- **Nick Bowers** graduated with a degree in labor and employment relations in May 2019 and is now working on a second degree in health policy and administration.
- **Steven Gonzalez** graduated with a degree in history in December 2018 and is working on a second degree in rehabilitation and human services.
- **Garrett Taylor** graduated with a degree in advertising and public relations in December 2018 and is working on a second degree in telecommunications.
- **Robert Windsor** graduated with a degree in telecommunications in December 2017 and is working on a second degree in media studies.

CONTINUING ACADEMIC TRADITION

- Punter **Blake Gillikin** (kinesiology) leads the Nittany Lions in the classroom with a perfect cumulative 4.0 grade point average following the 2019 spring semester.
- Gillikin was one of 15 Penn State student-athletes to earn a 4.0 GPA last academic year.
- Gillikin claimed the Evan Pugh Scholar Award, given to those juniors and seniors who are in the upper 0.5 percent of their respective classes, in May 2018.
- Gillikin was presented with the President's Freshman Award, given annually to undergraduate degree candidates who have earned a 4.0 cumulative grade-point average based on at least 12 graded Penn State credits completed in their first semester of admission, in May 2017.
- Gillikin led seven Nittany Lion football players earning Big Ten Distinguished Scholar recognition for having a 3.7 or higher GPA for the 2018-19 academic year, contributing to a school-record 117 honorees across all sports. He was joined by **Dan Chisena** (security and risk analysis), **Nick Eury** (agribusiness management), **Cameron Pica** (finance), Charlie Shuman (management and organizational leadership), Jason Vranic (kinesiology) and Christopher Welde (mechanical engineering).
- Those seven were among 28 football student-athletes to earn All-Big Ten Academic honors following the 2018 fall semester.

14 2019 PENN STATE FOOTBALL

HAPPY VALLEY

HOME SWEET HOME

- With a 291-74 all-time record in Beaver Stadium, Penn State owns the seventh-best winning percentage (.797) in its current home venue amongst current FBS schools and leads the Big Ten.
- Only Alabama (.831) and Oklahoma (.813) have higher winning percentages in facilities older than Beaver Stadium.

School	Stadium Name (Opened)	Rec	Win %
1. Alabama	Bryant-Denny Stadium (1929)	266-53-3	.831
2. Ga. Southern	Paulson Stadium (1984)	192-40	.828
3. Boise State	Albertsons Stadium (1970)	265-56	.826
4. Marshall	Joan C. Edwards Stadium (1991)	160-34	.825
5. Houston	TDECU Stadium (2014)	27-6	.818
6. Oklahoma	Gaylord Family-Oklahoma Memorial Stad. (1923)	399-86-15	.813
7. Penn State	Beaver Stadium (1960)	291-74	.797
8. Auburn	Jordan-Hare Stadium (1939)	324-83-7	.791
9. Ohio State	Ohio Stadium (1922)	444-112-20	.788
10. Tennessee	Neyland Stadium (1921)	467-132-17	.772

TOP 10 BEAVER STADIUM CROWDS

Rk.	Attend.	Date	Result
1.	110,889	Sept. 29, 2018	Ohio State 27, Penn State 26
2.	110,823	Oct. 21, 2017	Penn State 42, Michigan 13
3.	110,753	Sept. 14, 2002	Penn State 40, Nebraska 7
4.	110,134	Oct. 27, 2007	Ohio State 37, Penn State 17
5.	110,078	Sept. 8, 2007	Penn State 31, Notre Dame 10
6.	110,033	Nov. 7, 2009	Ohio State 24, Penn State 7
7.	110,017	Oct. 18, 2008	Penn State 46, Michigan 17
8.	110,007	Oct. 14, 2006	Michigan 17, Penn State 10
9.	109,898	Sept. 9, 2017	Penn State 33, Pitt 14
10.	109,865	Nov. 5, 2005	Penn State 35, Wisconsin 14

LARGEST CROWDS TO WATCH PENN STATE

Rk.	Attend.	Date	Opponent, Stadium
1.	113,085	Oct. 11, 2014	Michigan, Michigan Stadium
2.	111,502	Oct. 12, 2002	Michigan, Michigan Stadium
3.	111,310	Sept. 22, 2007	Michigan, Michigan Stadium
4.	111,249	Oct. 15, 2005	Michigan, Michigan Stadium
5.	111,019	Nov. 7, 1998	Michigan, Michigan Stadium
6.	110,889	Sept. 29, 2018	Ohio State, Beaver Stadium
7.	110,823	Oct. 21, 2017	Michigan, Beaver Stadium
8.	110,803	Nov. 11, 2000	Michigan, Michigan Stadium
9.	110,753	Sept. 14, 2002	Nebraska, Beaver Stadium
10.	110,377	Oct. 24, 2009	Michigan, Michigan Stadium

BEAVER STADIUM WINS 2019 ULTIMATE STADIUM BRACKET

- Beaver Stadium was the winner of For the Win/USA Today's 2019 Ultimate Stadium Bracket.
- The competition pitted venues from college football, college basketball, the NBA, NFL and Major League Baseball against each other in a bracket-style tournament with the winner of each round advancing based on fan votes.
- The home of the Nittany Lions topped Kansas' Allen Fieldhouse in the final, earning 78.64 percent of the vote (14,026 votes to 3,810). Beaver Stadium's route to the final included wins over LSU's Tiger Stadium, UCLA's Rose Bowl and the Atlanta Falcons' Mercedes Benz Stadium.

2019 GAME THEMES

- Buffalo, September 7:** Blue Band Jam; Scout Day; THON; 25th Reunion of the 1994 Team
- Pittsburgh, September 14:** Penn State Stripe Out; State of Excellence; Keystone Classic Presented by People's Natural Gas
- Purdue, October 5:** Homecoming; Generations of Greatness; Varsity 'S' Day; Faculty & Staff Day
- Michigan, October 19:** Penn State White Out
- Indiana, November 16:** Military Appreciation Day; Seats for Servicemembers; All-U Day
- Rutgers, November 30:** Senior Day; Penn State Parents & Families Tailgate; Educator Appreciation; Penn State Faculty/Staff Day

SPECIAL TEAMS NOTES

PINEGAR MATCHES EXTRA POINT RECORD

- K **Jake Pinegar** connected on all 10 extra point attempts against Idaho, which tied the Penn State record for extra points made and extra point attempts in a game. He equaled the mark set by Charles Atherton vs. Gettysburg in 1894 and Travis Forney vs. Akron in 1999.
- He also tied the program record for extra point percentage (min. 10 attempts) with Atherton and Forney.
- Pinegar now has 63 career extra points. He is tied with Chris Bahr (1973-75) for 13th all-time in program history.
- See Records Watch on Pages 22-23**

PINEGAR CLIMBING FIELD GOAL CHARTS

- K **Jake Pinegar** hit two field goals against Idaho to bring his career total to 18 and move past Brian Franco (1977, 79-81) for 15th all-time at Penn State.
- Next on the list is Ray Tarasi (1986-89) with 27 career field goals.
- See Records Watch on Pages 22-23**

STOUT LEG

- Junior transfer K **Jordan Stout** impacted the season opener with several booming kicks.
- Stout's 53-yard field goal in the first quarter is tied for sixth-longest in Penn State history with Kevin Kelly (vs. Iowa, 2007) and Massimo Manca (vs. Notre Dame, 1985).
- Stout's 53-yard field goal was the longest since Sam Ficken had a 54-yard field goal vs. Kent State in 2013 and the first 50-plus-yard field goal since Ficken converted a 50-yard kick vs. Temple in 2014.
- Stout booted 12 touchbacks on kickoffs, which is the most at Penn State since the kickoff spot moved to the 35-yard line in 2011.
- Stout was the only kicker to post double-digit touchbacks in FBS' opening week.
- Idaho was unable to return any of Stout's 13 kickoffs, as the lone kick to not go for a touchback was fair caught at the 2-yard line.

SUTHERLAND BLOCKS TWO PUNTS

- Jonathan Sutherland** was able to get a hand on a pair of punts against Idaho for the first blocked punts of his career.
- The last time Penn State was credited with two blocked punts in the same game was against Louisiana Tech in 2000.
- Penn State was the only team to block two punts in the opening week.

RETURN GAME LEADER

- KJ Hamler** averaged 26.2 yards per kickoff return in 2018 to rank 18th in FBS and third in the Big Ten. The average presently ranks as the 18th-best single-season mark in Penn State history. It also presently ranks him seventh on Penn State's career list with Gary Hayman (1972-73).
- Hamler's 26.2 yards per kickoff places him seventh on Penn State's career list in the category heading into 2019.
- Hamler's return prowess and success on offense ranked him with the sixth-highest all-purpose yards average (109.0) in the Big Ten.

GILLIKIN NAMED TO RAY GUY WATCH LIST

- P **Blake Gillikin** landed on the Ray Guy Award watch list for the nation's top punter.
- The Augusta Sports Council created the Ray Guy Award in 2000 to honor Thomson, Georgia, native and College and Pro Football Hall of Fame inductee, Ray Guy. Among the statistics used to identify the winner is net punting average, number of times punt is downed or kicked out of bounds inside the opponents 20-yard line, total yardage punted, average returned yardage and percentage of punts not returned with particular emphasis placed on net punting average.
- The winner must display team leadership, self-discipline and have a positive impact on the team's success.

SEASON NOTES

PENN STATE SEASON OPENERS

- The 2019 season is the 133rd in Penn State history, with the Nittany Lions owning a record of 110-21-2 in opening games.
- The 2019 opener against was the fourth of five consecutive season openers at home: Kent State (2016; W, 33-13), Akron (2017; W, 52-0), Appalachian State (2018; 45-38, OT), Idaho (2019; 79-7).
- The Lions have won 16 of their last 18 season openers and their last four consecutive.
- Penn State's longest streaks of winning their season openers are: 12 (1919-30), 11 (1893-1903), 10 (1973-82; 2002-11), 9 (1909-17) and 7 (1942-48).
- Penn State has only lost consecutive season openers three times in school history; 1964-65, 1989-90, 2000-01.
- The Nittany Lions went unbeaten from 1909-30, winning 20-of-21 season openers. They tied Wissahickon Barracks, 6-6, in 1918 and the streak was stopped by Waynesburg, a 7-0 setback, in 1931.

HOME OPENER HISTORY

- Penn State's all-time record in home openers is 119-13-1 and 51-9 in Beaver Stadium.
- Penn State has won 17 out of its last 18 home openers and its last seven consecutively, defeating Idaho (2019; 79-7), Appalachian State (2018; 45-38, OT), Akron in 2014 (21-3) and 2017 (52-0), Kent State (2016; 33-13), Buffalo (2015; 27-14), and Eastern Michigan (2013; 45-7).
- Penn State's 79-7 win over Idaho in the 2019 opener marked its biggest opening season win since defeating Susquehanna, 82-0, in 1926.

COMING AND GOING

- Penn State returns 37 lettermen from last year's Top 25 squad - 13 on offense, 21 on defense and three on special teams.
- The Nittany Lions lost the services of 31 lettermen - 15 on offense, 15 on defense and one specialist.
- The Nittany Lions return 14 starters - five on offense, six on defense and three on special teams.
- Eleven additional Penn Staters have starting experience - five on offense, five on defense and one specialist.

NUMBER AND POSITION CHANGES

- Eight Nittany Lions are wearing new numbers in 2019: **Judge Culpepper** (77), **PJ Mustipher** (97), **Journey Brown** (4), **Daniel George** (11), **C.J. Holmes** (48), **Grayson Kline** (17), **Will Levis** (7) and **Ricky Slade** (3). In addition, **Donovan Johnson** returns to No. 3 this season after wearing No. 2 in 2018.
- Sophomore **C.J. Thorpe** returns to the offensive line after spending much of the 2018 season on the defensive line.
- In addition, **Grayson Kline** moved from quarterback to tight end/h-back and **C.J. Holmes** switched sides of the ball, moving from running back to safety.

2019 TEAM CAPTAINS NAMED

- Head coach **James Franklin** announced seniors **Cam Brown**, **Blake Gillikin**, **Jan Johnson** and **Garrett Taylor**, junior **Michal Menet** and sophomores **Sean Clifford**, **Pat Freiermuth** and **Jonathan Sutherland** have been voted as team captains for the 2019 season by their teammates.
- Gillikin is a team captain for a second-straight season.

PURDUE IS HOMECOMING FOE

- When the alumni return to Happy Valley for the 2019 Homecoming game, the Penn State faithful will cheer their Nittany Lions on against Purdue on Oct. 5.
- This is the fifth time Penn State will square off against Purdue in a Homecoming game. The Nittany Lions are a perfect 4-0 against the Boilermakers with wins in 1996 (31-14), 1998 (31-13), 2005 (33-15) and 2011 (23-18).
- Penn State owns a 71-23-5 record all-time on Homecoming, including wins in 11 of its last 14 games.

PENN STATE DEBUTS UNRIVALED PODCAST & POSTGAME SHOW

- Penn State continues to give fans exclusive access with the introduction of a weekly podcast and a postgame show.
- Penn State's Mitch Gerber is hosting "Unrivaled: The official podcast of Penn State Football," which is a medium dedicated to providing fans with exclusive interviews focused on stories outside of football and an all-access look into one of the nation's premier college programs.
- New episodes will be available weekly on GoPSUsports.com, Apple Podcasts, Spotify, Google Podcasts, Stitcher, Pocket Casts and TuneIn with others to come.
- Former Penn State and NFL quarterback Matt McGloin will join Gerber as a co-host on "Unrivaled: The Official Postgame Show of Penn State Football," which will be available following home games on Facebook Live and LionVision on GoPSUsports.com.
- Gerber and McGloin with speak with head coach James Franklin and select players to breakdown the game.

OVERTIME OVER TIME

- College football introduced overtime during the bowl season in 1995 and adopted it for regular season games in 1996.
- Since then, Penn State has played 13 overtime games, including six over the 2012-14 seasons. Nine of the 13 overtime tilts have come at home, two in true road games, one in the 2006 Orange Bowl and one in the 2014 Pinstripe Bowl.
- Penn State is 8-5 all-time in overtime games, with a 5-4 record at Beaver Stadium, 1-1 mark in true road games and 2-0 ledger at a neutral site.
- Penn State has won three-straight overtime games under James Franklin. It's the longest streak of overtime wins since winning five-straight from 2006 to 2013
- Penn State went into overtime in a season opener for the first time, opening the 2018 season with a 45-38 OT-win over Appalachian State. It was the seventh overtime game at Beaver Stadium since the start of the 2012 season. Penn State is 5-2 in those games.
- The 2018 overtime game was the first since Penn State defeated Minnesota, 29-26, on Oct. 1, 2016. After Minnesota kicked a field goal on its first possession, Saquon Barkley rushed 25 yards for a touchdown on the Nittany Lions first offensive play.
- Penn State's first two overtime contests came vs. Iowa in 2000 and 2002 at home. The Nittany Lions dropped their first three contests that went to the extra period, but won five straight overtime contests before falling to Nebraska on Nov. 23, 2013.
- Penn State's all-time overtime games:

Date	Opponent	Score
11/4/00	IOWA (2OT)	L, 23-26
9/28/02	IOWA	L, 35-42
10/12/02	at Michigan	L, 24-27
1/3/06	vs. Florida State (3OT) ¹	W, 26-23
10/7/06	at Minnesota	W, 28-27
11/24/12	WISCONSIN	W, 24-21
10/12/13	MICHIGAN (4OT)	W, 43-40
11/2/13	ILLINOIS	W, 24-17
11/23/13	NEBRASKA	L, 20-23
10/25/14	OHIO STATE (2OT)	L, 24-31
12/27/14	vs. Boston College ²	W, 31-30
10/2/16	MINNESOTA	W, 29-26
9/1/18	APPALACHIAN STATE	W, 45-38

1 - Orange Bowl, 2 - Pinstripe Bowl

WINNING THE WEST

- Penn State has won its last 10 games against Big Ten West Division opponents, dating back to an overtime win over Minnesota on Oct. 1, 2016.
- The streak includes Penn State's Big Ten Championship Game victory over Wisconsin in 2016 and three wins over Iowa.

PENN STATE VS. BIG TEN

- Penn State has won 22 out of its last 27 games against Big Ten opponents.
- Penn State won 13 consecutive games against Big Ten opponents from 2016-17, breaking its record of 12 from 1993-94.
- Penn State owns a 214-104-3 mark against Big Ten Conference teams since the Nittany Lions first opposed Ohio State in 1912.
- The Nittany Lions began play as a member of the Big Ten Conference in 1993 and have a 133-78 mark.
- Penn State played 109 games vs. the current Big Ten alignment when either or both Penn State itself (prior to 1993) or the opponent (Nebraska prior to 2011; Maryland and Rutgers prior to 2014) was not yet a member of the Big Ten. The Nittany Lions went 80-26-3 in those games.

Opponent	Record	1st Meeting	Last Meeting
Illinois	19-5	1954	2018
Indiana	21-1	1993	2018
Iowa	16-12	1930	2018
Maryland	39-2-1	1917	2018
Michigan	8-14	1993	2018
Michigan State	15-17-1	1914	2018
Minnesota	9-5	1993	2016
Nebraska	8-9	1920	2013
Northwestern	14-5	1993	2017
Ohio State	14-20	1912	2018
Purdue	14-3-1	1951	2016
Rutgers	27-2	1918	2018
Wisconsin	10-9	1953	2018

Bold indicates 2019 opponent

FAMILY AFFAIR

- Penn Staters know that it is very common for generations of families to all attend Penn State. For a fortunate few, immediate family members are also able to follow in a brother, father or grandfather's footsteps on the Penn State football team.
- Three sons of Penn State lettermen are on the 2019 team.

Father (Letters)	Son (Class)
Brian Chizmar (1986-89)	Max Chizmar (So.)
Bruce Ellis (1973-76)	Keaton Ellis (Fr.)
Chris Thorpe (1988)	C.J. Thorpe (So.)
- Four pairs of brothers are currently represented.

Older (Letters/Class)	Younger (Class)
Billy Fessler (2017)	Henry Fessler (R-Fr.)
Kyle Vasey (2018)	Dan Vasey (So.)
Adam DeBoef (2017)	Collin DeBoef (R-Fr.)
Christian Kuntz (2012)	Zack Kuntz (R-Fr.)
- QB **Michael Shuster** is the grandson of Dick Hoak (1958-60), who was a running back at Penn State.

EIGHT BOWL TEAMS HIGHLIGHT SCHEDULE

- The Nittany Lions will face eight teams that participated in a bowl game during the 2018 campaign.
- Three of Penn State's 2019 opponents won their respective conference divisions last season.
- Buffalo won the MAC East Division title and lost to Troy in the Dollar General Bowl (42-32).
- Pittsburgh won the ACC Coastal Division crown and lost to Stanford in the Hyundai Sun Bowl (14-13).
- Ohio State won the Big Ten East Division and went on to defeat Northwestern in the Big Ten Championship Game (45-24). The Buckeyes defeated No. 9 Washington in the Rose Bowl (28-23).
- Iowa defeated No. 18 Mississippi State in the Outback Bowl (27-22), while Minnesota defeated Georgia Tech in the Quick Lane Bowl (34-10).
- Michigan lost to No. 10 Florida in the Chick-fil-a Peach Bowl (41-15), Michigan State lost to Oregon in the Redbox Bowl (7-6) and Purdue lost the Franklin American Mortgage Music City Bowl to Auburn (63-14).

PRESEASON HONORS

CAM BROWN, LINEBACKER

Butkus Award Preseason Watch List (Top LB)
Phil Steele's All-Big Ten 3rd team

JAMES FRANKLIN, HEAD COACH

Bobby Dodd Trophy Watch List (Top Coach)

PAT FREIERMUTH, TIGHT END

Mackey Award Watch List (Top TE)
Athlon All-Big Ten 1st team
Phil Steele's All-Big Ten 2nd team

WILL FRIES, OFFENSIVE LINE

Lindy's All-Big Ten 3rd team

BLAKE GILLIKIN, PUNTER

Allstate AFCA Good Works Team Nominee
Ray Guy Award Watch List (Top P)

STEVEN GONZALEZ, OFFENSIVE LINE

Athlon All-Big Ten 3rd team
Phil Steele's All-Big Ten 2nd team

YETUR GROSS-MATOS, DEFENSIVE END

Watch Lists

Nagurski Trophy (Defensive Player of the Year)
Bednarik Award (Defensive Player of the Year)
Lott IMPACT Trophy (Defensive Player of the Year on/off field)
Hendricks Award (Top DE)
Preseason All-America
Athlon All-America 2nd team
Phil Steele's All-America 4th Team
Preseason All-Conference
Athlon All-Big Ten 1st team
Lindy's All-Big Ten 2nd team
Phil Steele's All-Big Ten 1st team

KJ HAMLER, WIDE RECEIVER

Watch Lists

Maxwell Award (National Player of the Year)
Biletnikoff Award (Top WR)
Paul Hornung Award (Most Versatile)
Preseason All-Conference
Athlon All-Big Ten 2nd team (KR)
Athlon All-Big Ten 2nd team (WR)
Lindy's All-Big Ten 3rd team (AP)
Phil Steele's All-Big Ten 3rd team (WR)

MICHAL MENET, OFFENSIVE LINE

Rimington Watch List (Top C)
Athlon All-Big Ten 3rd team
Phil Steele's All-Big Ten 4th team

MICAH PARSONS, LINEBACKER

Watch Lists

Nagurski Trophy (Defensive Player of the Year)
Butkus Award Preseason Watch List (Top LB)
Preseason All-America
Lindy's All-America 1st team
Phil Steele's All-America 4th Team
Preseason All-Conference
Athlon All-Big Ten 2nd team
Lindy's All-Big Ten 1st team
Phil Steele's All-Big Ten 1st team

JOHN REID, CORNERBACK

Athlon All-Big Ten 3rd team
Lindy's All-Big Ten 2nd team
Phil Steele's All-Big Ten 3rd team

RICKY SLADE, RUNNING BACK

Phil Steele's All-Big Ten 3rd team

ROBERT WINDSOR, DEFENSIVE TACKLE

Watch Lists

Nagurski Trophy (Defensive Player of the Year)
Outland Trophy (Top Interior Lineman)
Preseason All-Conference
Athlon All-Big Ten 2nd team
Phil Steele's All-Big Ten 2nd team

16 2019 PENN STATE FOOTBALL

FUTURE SCHEDULES

2020 Schedule

Sept. 5 NEVADA
 Sept. 12 at Virginia Tech
 Sept. 19 SAN JOSE STATE
 Sept. 26 NORTHWESTERN*
 Oct. 3 at Michigan*
 Oct. 10 Bye
 Oct. 17 IOWA*
 Oct. 24 OHIO STATE*
 Oct. 31 at Indiana*
 Nov. 7 at Nebraska*
 Nov. 14 MICHIGAN STATE*
 Nov. 21 MARYLAND*
 Nov. 28 at Rutgers*
 Dec. 5 BIG Championship[§]

2021 Schedule

Sept. 4 at Wisconsin*
 Sept. 11 BALL STATE
 Sept. 18 AUBURN
 Sept. 25 VILLANOVA
 Oct. 2 Bye
 Oct. 9 at Iowa*
 Oct. 16 ILLINOIS*
 Oct. 23 at Michigan State*
 Oct. 30 INDIANA*
 Nov. 6 at Maryland*
 Nov. 13 MICHIGAN*
 Nov. 20 at Ohio State*
 Nov. 27 RUTGERS*
 Dec. 4 BIG Championship[§]

2022 Schedule

Sept. 3 at Purdue*
 Sept. 10 Ohio
 Sept. 17 at Auburn
 Sept. 24 CENTRAL MICHIGAN
 Oct. 1 OHIO STATE*
 Oct. 8 at Michigan*
 Oct. 15 ILLINOIS*
 Oct. 22 Open
 Oct. 29 MICHIGAN STATE*
 Nov. 5 at Indiana*
 Nov. 12 MARYLAND*
 Nov. 19 MINNESOTA*
 Nov. 26 at Rutgers*
 Dec. 3 BIG Championship[§]

2023 Schedule

Sept. 2 West Virginia
 Sept. 9 DELAWARE
 Sept. 16 at Illinois*
 Sept. 23 at Northwestern*
 Sept. 30 Open
 Oct. 7 Indiana*
 Oct. 14 at Michigan State*
 Oct. 21 at Ohio State*
 Oct. 28 IOWA*
 Nov. 4 MICHIGAN*
 Nov. 11 UMass
 Nov. 18 RUTGERS*
 Nov. 25 at Maryland*
 Dec. 2 BIG Championship[§]

2024 Schedule

Aug. 31 at West Virginia
 Sept. 7 BOWLING GREEN
 Sept. 14 at Rutgers*
 Sept. 21 Open
 Oct. 26 Open
 Oct. 5 MARYLAND*
 Oct. 12 ILLINOIS*
 Oct. 19 at Wisconsin*
 Oct. 26 NEBRASKA*
 Nov. 2 Open
 Nov. 9 OHIO STATE*
 Nov. 16 at Michigan*
 Nov. 23 at Indiana*
 Nov. 30 MICHIGAN STATE*
 Dec. 7 BIG Championship[§]

One non-conference game to be scheduled

2025 Schedule

Sept. 6 Virginia Tech
 Sept. 13 Open
 Sept. 20 Rutgers*
 Sept. 27 at Illinois*
 Oct. 4 Purdue*
 Oct. 11 Open
 Oct. 18 at Maryland*
 Oct. 25 at Minnesota*
 Nov. 1 Indiana*
 Nov. 8 Open
 Nov. 15 at Ohio State*
 Nov. 22 Michigan*
 Nov. 29 at Michigan State*
 Dec. 6 BIG Championship[§]

Two non-conference games to be scheduled

2020 Blue-White Game

April 18, 2020

Future Non-Conference Games

Sept. 12, 2026 at Temple
 Sept. 11, 2027 DELAWARE
 Sept. 18, 2027 TEMPLE

* Big Ten Game

^ Lucas Oil Stadium; Indianapolis

§ TBA

Schedule subject to change

HISTORIC SERIES

- Penn State has many long and storied series on the gridiron. The Nittany Lions have played 20 teams 20 or more times in the 132-year history of the program.
- Penn State owns a winning record against 16 of the 20 teams that it has met 20 or more times.
- Eight of the 20 teams are on the 2019 schedule, including Pitt (99 meetings), Iowa (27), Indiana (22), Michigan (21), Ohio State (34), Michigan State (33) Rutgers (28) and Maryland (42).
- Since 2012, Penn State has played or has a future meeting scheduled meeting with 13 of the 20 teams (all of the FBS teams except Navy). Those opponents include: Army (2015), Illinois (2014-15, '18, '21), Iowa (2016-21), Pitt (2016-19), Syracuse (2012), Temple (2014-16) and West Virginia (2023-24), while the Lions will meet yearly with Big Ten East Division opponents Indiana, Maryland, Michigan, Michigan State, Ohio State and Rutgers.
- Fifteen of the 20 programs are currently members of NCAA Division I FBS. Bucknell, Lehigh and Penn are in NCAA Division I FCS, while Gettysburg and Lebanon Valley are Division III programs.

Team	Meetings	Record
Pitt	99	52-43-4
Syracuse	71	43-23-5
West Virginia	59	48-9-2
Penn [^]	47	18-25-4
Temple	45	40-4-1
Maryland*	42	39-2-1
Bucknell [^]	38	28-10
Navy	38	19-17-2
Ohio State*	34	14-20
Michigan State*	33	15-17-1
Gettysburg [^]	28	27-0-1
Iowa*	28	16-12
Rutgers*	29	27-2
Army	26	14-10-2
Illinois*	24	19-5
Boston College	24	20-4
Lehigh [^]	23	16-6-1
Indiana*	22	21-1
Michigan*	22	8-14
Lebanon Valley [^]	20	20-0

[^] - Current Big Ten team | [^] - Current Non-FBS university

Bold-2019 opponents

THREE ON COLLEGE HOF BALLOT

- First-team All-Americans Jeff Hartings and Steve Wisniewski have been selected as a part of the national ballot for the National Football Foundation's College Hall of Fame's Class of 2020.
- A total of 76 players and five coaches from FBS are on the 2020 ballot.
- To be eligible for the Hall of Fame ballot, players must have been named a first-team All-America by a major/national selector as recognized and utilized by the NCAA for their consensus All-America teams; played their last year of intercollegiate football at least 10 years prior to nomination; played within the last 50 years and cannot be currently playing professional football. Once nominated for consideration, all player candidates are submitted to one of eight District Screening Committees, which conducts a vote to determine who will appear on the ballot and represent their respective districts.
- The pair of standouts were instrumental in helping Penn State post undefeated and championship seasons have an opportunity to join 19 former Nittany Lion players and five Penn State coaches who have been inducted into the Hall.
- Also on the Hall of Fame ballot is former Nittany Lion student-athlete Glenn Killinger, who is among the candidates for the divisional coach Class of 2019. Killinger was inducted into the Hall of Fame as a player in 1966.
- The announcement of the 2020 Class will be made in January 2020 in the days leading up to the College Football Playoff (CFP) National Championship in New Orleans.
- Hartings excelled on the field and in the classroom for the Nittany Lions, claiming first-team CoSIDA Academic All-America honors and six first-team All-America accolades during his career. In 1995, he was an NFF Hall of Fame Scholar-Athlete team honoree and Rotary Lombardi Trophy semifinalist. The native of St. Henry, Ohio was the keystone of the offensive line that helped the 1994 offense break 14 school season records and seven Big Ten season marks.
- Hartings was a three-time All-Big Ten first team selection and a three-time Academic All-Big Ten choice in his career. He earned first-team All-America honors from the Associated Press and Walter Camp in 1994 and followed that up by collecting first-team All-America honors from UPI, AFCA, Sporting News and Walter Camp.
- Hartings was selected with the 23rd overall pick of the 1996 NFL Draft by the Detroit Lions. He played 11 seasons in the NFL with the Lions and Pittsburgh Steelers. He was a three-time All-Pro selection, two-time Pro Bowl pick and member of the 1996 NFL All-Rookie Team.
- Wisniewski was a three-year starter at guard for the Nittany Lions who would go on to become an All-Pro lineman in the NFL. He was one of two sophomores to start on the 1986 National Championship team and he opened holes for two first-team All-America running backs, Blair Thomas (1987) and D.J. Dozier (1986). One of just four Penn State offensive linemen to earn a pair of first-team All-America honors, he was recognized in 1988 by the American Football Coaches (AFCA) and repeated All-America accolades from Sporting News. A 1988 team captain, Wisniewski is one of just two offensive linemen to earn Penn State's team MVP honor since its creation in 1978.
- From Westfield High School in Houston, Wisniewski was the first pick in the second round of the 1989 NFL Draft by the Dallas Cowboys, who immediately traded his rights to the Los Angeles Raiders. Wisniewski was a mainstay for the Raiders from 1989-2001, starting the final 175 games of his career. He was selected to the Pro Bowl eight times, with six first-team All-Pro selections. He was elected a Raiders team captain seven times, was named to the NFL's All-Decade Team for the 1990's and to Oakland's 50-Year All-Raider Team. Wisniewski missed only two of a possible 208 career games.
- From Harrisburg, Killinger was a Walter Camp All-American at quarterback for the Nittany Lions in 1921. He coached at Dickinson (1922), Rensselaer (1927-32), Moravian (1933) and West Chester (1934-41, 45-59). Killinger is the winningest coach in West Chester history and is a member of the Pennsylvania Sports

DEPTH CHART

OFFENSE

Wide Receiver

- 6 Shorter, Justin So./Fr., 6-4, 235
- 11 George, Daniel So./Fr., 6-2, 220
- 81 Sullivan-Brown, Cam Jr./So., 6-0, 194

Tight End

- 87 Freiermuth, Pat So./So., 6-5, 256
- 83 Bowers, Nick Gr./Sr., 6-4, 260
- 82 Kuntz, Zack So./Fr., 6-7, 243
- 86 Strange, Brenton Fr./Fr., 6-3, 233

Left Tackle

- 53 Walker, Rasheed So./Fr., 6-6, 324
- 75 Holmes, Des Jr./So., 6-5, 315
- 72 Effner, Bryce So./Fr., 6-5, 297

Left Guard

- 74 Gonzalez, Steven Gr./Sr., 6-4, 341 **OR**
- 73 Miranda, Mike Jr./So., 6-3, 295
- 72 Effner, Bryce So./Fr., 6-5, 297

Center

- 62 Menet, Michal Sr./Jr., 6-4, 313
- 73 Miranda, Mike Jr./So., 6-3, 295
- 68 Kelly, Hunter Sr./Jr., 6-2, 309

Right Guard

- 69 Thorpe, C.J. Jr./So., 6-3, 322 **OR**
- 73 Miranda, Mike Jr./So., 6-3, 295
- 55 Whigan, Anthony Jr./Jr., 6-4, 301

Right Tackle

- 71 Fries, Will Sr./Jr., 6-6, 313
- 75 Holmes, Des Jr./So., 6-5, 315
- 79 Wallace, Caedan Fr./Fr., 6-5, 333

Wide Receiver

- 1 Hamler, KJ Jr./So., 5-9, 176
- 12 Hippenhammer, Mac Jr./So., 5-11, 182
- 23 Carr, Weston Gr./Sr., 6-2, 202

Wide Receiver

- 5 Dotson, Jahan So./So., 5-11, 175
- 88 Chisena, Dan 5th/Sr., 6-3, 202
- 23 Carr, Weston Gr./Sr., 6-2, 202

Quarterback

- 14 Clifford, Sean Jr./So., 6-2, 216
- 7 Levis, Will So./Fr., 6-3, 229
- 9 Roberson, Ta'Quan Fr./Fr., 5-11, 192 **OR**
- 13 Johnson Jr., Michael Fr./Fr., 6-2, 199

Running Back

- 3 Slade, Ricky So./So., 5-9, 198 **OR**
- 4 Brown, Journey Jr./So., 5-11, 206 **OR**
- 21 Cain, Noah Fr./Fr., 5-10, 206 **OR**
- 28 Ford, Devyn Fr./Fr., 5-11, 194

DEFENSE

Defensive End

- 18 Toney, Shaka Sr./Jr., 6-3, 243
- 28 Oweh, Jayson So./Fr., 6-5, 255
- 20 Isaac, Adisa Fr./Fr., 6-4, 241

Defensive Tackle

- 54 Windsor, Robert Gr./Sr., 6-4, 285
- 90 Barber, Damion Jr./So., 6-3, 290
- 53 Hansard, Fred Jr./So., 6-3, 316

Defensive Tackle

- 55 Shelton, Antonio Sr./Jr., 6-2, 311
- 97 Mustipher, PJ So./So., 6-4, 311
- 77 Culpepper, Judge So./Fr., 6-4, 284

Defensive End

- 99 Gross-Matos, Yetur Jr./Jr., 6-5, 264
- 34 Simmons, Shane So./Jr., 6-3, 259
- 49 Joseph, Daniel Sr./Jr., 6-3, 260

Outside Linebacker

- 11 Parsons, Micah So./So., 6-3, 245
- 40 Luketa, Jesse So./So., 6-3, 247
- 12 Smith, Brandon Fr./Fr., 6-3, 240

Middle Linebacker

- 36 Johnson, Jan Gr./Sr., 6-2, 231
- 13 Brooks, Ellis Jr./So., 6-1, 234
- 40 Luketa, Jesse So./So., 6-3, 247

Outside Linebacker

- 6 Brown, Cam Sr./Sr., 6-5, 233
- 45 Katshir, Charlie So./Fr., 6-3, 229
- 10 Dixon, Lance Fr./Fr., 6-2, 213

Cornerback

- 5 Castro-Fields, Tariq Jr./Jr., 6-0, 197
- 2 Ellis, Keaton Fr./Fr., 5-11, 190
- 19 Gordon, Trent So./Fr., 5-11, 188

Safety

- 17 Taylor, Garrett Gr./Sr., 6-0, 198
- 26 Sutherland, Jonathan Jr./So., 5-11, 201
- 21 Rudolph, Tyler Fr./Fr., 6-0, 204

Safety

- 38 Wade, Lamont Jr./Jr., 5-9, 199
- 7 Brisker, Jaquan Jr./Jr., 6-1, 210
- 37 Hartlaub, Drew Jr./So., 5-11, 183

Cornerback

- 29 Reid, John 5th/Sr., 5-10, 181
- 3 Johnson, Donovan Jr./So., 5-9, 185
- 9 Porter Jr., Joey Fr./Fr., 6-2, 180

Star

- 29 Reid, John 5th/Sr., 5-10, 181
- 38 Wade, Lamont Jr./Jr., 5-9, 199
- 2 Ellis, Keaton Fr./Fr., 5-11, 190

SPECIAL TEAMS

Punter

- 93 Gillikin, Blake Sr./Sr., 6-2, 196
- 98 Stout, Jordan Jr./So., 6-3, 205
- 98 King, Bradley So./So., 6-2, 199

Kicker Field Goal

- 92 Pinegar, Jake So./So., 6-2, 195
- 98 Stout, Jordan Jr./So., 6-3, 205
- 90 Checa, Rafael So./So., 6-2, 201

Kicker Kickoff

- 98 Stout, Jordan Jr./So., 6-3, 205
- 92 Pinegar, Jake So./So., 6-2, 195
- 90 Checa, Rafael So./So., 6-2, 201

Holder

- 93 Gillikin, Blake Sr./Sr., 6-2, 196
- 15 Shuster, Michael Jr./Jr., 6-2, 210
- 98 King, Bradley So./So., 6-2, 199

Long Snapper

- 91 Stoll, Chris Jr./So., 6-2, 245
- 94 Calcagno, Joe Jr./So., 6-0, 279
- 42 Sullivan, Austin Fr./Fr., 6-2, 237

Kickoff Returners

- 1 Hamler, KJ Jr./So., 5-9, 176
- 4 Brown, Journey Jr./So., 5-11, 206
- 3 Slade, Ricky So./So., 5-9, 198

Punt Returners

- 1 Hamler, KJ Jr./So., 5-9, 176
- 5 Dotson, Jahan So./So., 5-11, 175
- 29 Reid, John 5th/Sr., 5-10, 181

PRONUNCIATIONS

Nana Asiedu Nah-Nah AH-suh-do
 Joe Calcagno CAL-kag-no
 Tariq Castro-Fields TUH-reek Castro-Fields
 Joseph Darkwa Joseph Dark-wha
 Jahan Dotson JUH-han DOT-son
 Dvon Ellies Duh-von L-ees
 Devyn Ford Dev-in Ford
 Pat Freiermuth Pat fryer-muth
 Will Fries Will FRY-z
 Yetur Gross-Matos YEE-tore Gross-Mah-tose
 Fred Hansard Hann-SARD
 Daequan Hardy DAY-kwan hardy
 Drew Hartlaub Drew heart-lob
 Aeneas Hawkins ah-knee-iss HAWK-ins
 Adisa Isaac UH-dee-suh Isaac
 Charlie Katshir Charlie catch-sure
 Zack Kuntz Zack KOON-ts
 Will Levis Will lev-iss
 Jesse Luketa Jesse LUKE-ket-uh
 Michael Menet Michael men-NET
 Jayson Oweh Jason Oh-way
 Jake Pinegar Jake pin-ah-grrr
 Ta'Quan Roberson TAY-kwan Roberson
 Dan Vasey Dan/Kyle VAY-see
 Caedan Wallace KAY-den Wallace
 Anthony Whigan wig-en

Coaches

Ricky Rahne Ricky Ronnie
 Ja'Juan Seider JAY-juan cider
 Gerad Parker JAIR-ed

ASSISTANT COACHES



Brent Pry
 Defensive Coord./
 LBs
 Field



Ricky Rahne
 Offensive Coord./
 QBs
 Booth



Joe Lorig
 Special Teams Coord./
 Defensive Asst.
 Field



Tim Banks
 Co-Def. Coord./
 Safeties
 Booth



Tyler Bowen
 Tight Ends
 Booth



Matt Limegrover
 Run Game Coord./
 OL
 Field



Gerad Parker
 Wide Receivers
 Field



Ja'Juan Seider
 Running Backs
 Field



Terry M. Smith
 Asst. Head Coach/
 CBs
 Field



Sean Spencer
 Assoc. Head Coach/
 Run Game Coord./DL
 Field

18 2019 PENN STATE FOOTBALL

NUMERICAL ROSTER (1-50)

NO.	NAME	POS.	CL./EL.	HT.	WT.	HIGH SCHOOL/COACH	HOMETOWN
1	Hamler, KJ *	WR	Jr./So.	5-9	176	IMG Academy (Fla.)/Kevin Wright	Pontiac, Mich.
2	Ellis, Keaton	CB	Fr./Fr.	5-11	190	State College Area/Matt Lintal	State College, Pa.
3	Johnson, Donovan *	CB	Jr./So.	5-9	185	Cass Tech/Thomas Wilcher	Detroit, Mich.
3	Slade, Ricky *	RB	So./So.	5-9	198	C.D. Hylton/Tony Lilly	Woodbridge, Va.
4	Brown, Journey	RB	Jr./So.	5-11	206	Meadville/Ray Collins	Meadville, Pa.
5	Castro-Fields, Tariq **	CB	Jr./Jr.	6-0	197	Riverdale Baptist School/Caesar Nettles	Upper Marlboro, Md.
5	Dotson, Jahan *	WR	So./So.	5-11	175	Nazareth Area/Tom Falzone	Nazareth, Pa.
6	Brown, Cam ***	LB	Sr./Sr.	6-5	233	The Bullis School/Patrick Cilentio	Burtonsville, Md.
6	Shorter, Justin	WR	So./Fr.	6-4	235	South Brunswick/Joe Goerge	Monmouth Junction, N.J.
7	Brisker, Jaquan	S	Jr./Jr.	6-1	210	Lackawanna C.C./Mark Duda	Pittsburgh, Pa.
7	Levis, Will	QB	So./Fr.	6-3	229	Xavier/Andy Guyon	Madison, Conn.
8	Dunmore, John	WR	Fr./Fr.	6-1	179	Chaminade-Madonna College Prep/Dameon Jones	Fort Lauderdale, Fla.
8	Wilson, Marquis	CB	Fr./Fr.	5-11	173	Windsor/Rob Fleeting	Windsor, Conn.
9	Porter Jr., Joey	CB	Fr./Fr.	6-2	180	North Allegheny (Pa.)/Art Walker	Bakersfield, Calif.
9	Roberson, Tai'Quan	QB	Fr./Fr.	5-11	192	DePaul Catholic/John McKenna	Orange, N.J.
10	Dixon, Lance	LB	Fr./Fr.	6-2	213	West Bloomfield/Ron Bellamy	West Bloomfield, Mich.
10	Jones, TJ	WR	Fr./Fr.	6-1	196	Columbia/Brian Allen	Lake City, Fla.
11	George, Daniel	WR	So./Fr.	6-2	220	Oxon Hill/Craig Jefferies	Fort Washington, Md.
11	Parsons, Micah *	LB	So./So.	6-3	245	Harrisburg/Calvin Everett	Harrisburg, Pa.
12	Hippenhammer, Mac *	WR	Jr./So.	5-11	182	R. Nelson Snider/Kurt Tippmann	Fort Wayne, Ind.
12	Smith, Brandon	LB	Fr./Fr.	6-3	240	Louisa County/Will Patrick	Louisa, Va.
13	Brooks, Ellis *	LB	Jr./So.	6-1	234	Benedictine College Prep/Greg Lilly	Mechanicsville, Va.
13	Johnson Jr., Michael	QB	Fr./Fr.	6-2	199	Sheldon/Josh Line	Eugene, Ore.
14	Clifford, Sean	QB	Jr./So.	6-2	216	St. Xavier/Steve Specht	Cincinnati, Ohio
15	Shuster, Michael	QB	Sr./Jr.	6-2	210	Camp Hill/Frank Gay	Camp Hill, Pa.
17	Kline, Grayson	TE/H	So./Fr.	6-5	239	Warwick/Bob Locker	Sinking Spring, Pa.
17	Taylor, Garrett ***	S	Gr./Sr.	6-0	198	St. Christopher's/Lance Clelland	Richmond, Va.
18	Toney, Shaka **	DE	Sr./Jr.	6-3	243	Imhotep Charter/Albie Crosby	Philadelphia, Pa.
19	Gordon, Trent *	CB	So./Fr.	5-11	188	Manvel/Kirk Martin	Spring, Texas
19	Rumery, Isaac	QB	Fr./Fr.	5-11	203	Clearfield Area/Tim Janoko	Woodland, Pa.
20	Isaac, Adisa	DE	Fr./Fr.	6-4	241	Canarsie/Brian Ellis	Brooklyn, N.Y.
21	Cain, Noah	RB	Fr./Fr.	5-10	206	IMG Academy (Fla.)/Kevin Wright	Baton Rouge, La.
21	Rudolph, Tyler	S	Fr./Fr.	6-0	204	St. Thomas More School/Jeff Moore	Waterbury, Conn.
23	Carr, Weston	WR	Gr./Sr.	6-2	202	Azusa Pacific University/Victor Santa Cruz	Benicia, Calif.
24	Brown, DJ	CB	Jr./So.	5-10	183	Creekside/Will Rogers	College Park, Ga.
25	Hardy, Daequan	CB	Fr./Fr.	5-9	170	Penn Hills/Jon LeDonne	Pittsburgh, Pa.
26	Sutherland, Jonathan *	S	Jr./So.	5-11	201	Episcopal (Va.)/Panos Voulgaris	Ottawa, Ont.
27	Hawkins, Aeneas	DT	So./Fr.	6-2	272	Moeller/John Rodenberg	Cincinnati, Ohio
27	Seider, Jaden	S	Fr./Fr.	5-10	175	State College Area/Matt Lintal	Morgantown, W.Va.
28	Ford, Devyn	RB	Fr./Fr.	5-11	194	North Stafford/Joe Mangano	Stafford, Va.
28	Oweh, Jayson	DE	So./Fr.	6-5	255	Blair Academy/Jim Saylor	Howell, N.J.
29	Fessler, Henry	WR	So./Fr.	5-10	172	Cathedral Prep/Mike Mischler	Erie, Pa.
29	Reid, John ***	CB	5th/Sr.	5-10	181	St. Joseph's Prep (Pa.)/Gabe Infante	Mount Laurel, N.J.
31	Light, Denver	LB	Fr./Fr.	6-1	212	Tyrone Area/Jason Wilson	Tyrone, Pa.
32	Farronato, Dylan	S	Fr./Fr.	5-11	176	Lewisburg Area/Marc Persing	Lewisburg, Pa.
34	Simmons, Shane **	DE	Sr./Jr.	6-3	259	DeMatha/Elijah Brooks	Laurel, Md.
35	Neff, Justin	S	Jr./So.	6-1	195	Central Mountain/James Renninger	Mill Hall, Pa.
36	Johnson, Jan *	LB	Gr./Sr.	6-2	231	Governor Mifflin/Dominic Vecchio	Mohnton, Pa.
36	Self, Makai	CB	Fr./Fr.	5-9	167	IMG Academy (Fla.)/Kevin Wright	Upper Marlboro, Md.
37	Hartlaub, Drew *	S	Jr./So.	5-11	183	South Western/Chris Heilman	Hanover, Pa.
38	Wade, Lamont **	S	Jr./Jr.	5-9	199	Clairton/Wayne Wade	Clairton, Pa.
39	Dwyer, Robbie	LB	Fr./Fr.	6-1	235	Wyoming Valley West/Pat Keating	Pringle, Pa.
40	Eury, Nick	RB	Sr./Jr.	5-9	212	Lake-Lehman/Jerry Gilsky	Shavertown, Pa.
40	Luketa, Jesse *	LB	So./So.	6-3	247	Mercyhurst Prep (Pa.)/Jeff Root	Ottawa, Ont.
42	Sullivan, Austin	SN	Fr./Fr.	6-2	237	Minisink Valley/Kevin Gallagher	Port Jervis, N.Y.
43	Baker, Trevor	TE/H	Jr./So.	6-3	227	Lewis S. Mills (Conn.)/Jose Santana	Easton, Pa.
44	Appiah Darkwa, Joseph	DT	Fr./Fr.	6-5	283	Don Bosco Gymnasium/--	North Rhine-Westphalia, Germany
44	Pica, Cameron	WR	Jr./So.	6-2	215	Hickory/Bill Brest	Hermitage, Pa.
45	Katshir, Charlie	LB	So./Fr.	6-3	229	Cumberland Valley/Michael Whitehead	Camp Hill, Pa.
46	Tarburton, Nick	DE	So./Fr.	6-3	263	Pennridge/Jeff Hollenbach	Green Lane, Pa.
47	Friberg, Tommy	TE/H	Fr./Fr.	6-3	202	State College Area/Matt Lintal	State College, Pa.
47	Furmanek, Alex	LB	Fr./Fr.	6-2	239	North East/Shawn Humes	North East, Pa.
48	Holmes, C.J.	S	Jr./So.	6-0	216	Notre Dame/Brian Kelly	Hamden, Conn.
49	Joseph, Daniel *	DE	Sr./Jr.	6-3	260	Lake Forest Academy (Ill.)/Robin Bowkett	Brampton, Ont.
50	Chizmar, Max	LB	Jr./So.	6-2	230	Mars Area/Scott Heinauer	Mars, Pa.
50	Knutsson, Will	OL	So./Fr.	6-2	296	McDonogh School/Dom Damico	Fredericksburg, Va.

NUMERICAL ROSTER (51-99)

NO.	NAME	POS.	CL./EL.	HT.	WT.	HIGH SCHOOL/COACH	HOMETOWN
51	Beamon, Hakeem	DE	Fr./Fr.	6-3	259	Manchester/Tom Hall	Midlothian, Va.
51	Daddona, Dalton	OL	Fr./Fr.	6-2	281	Bethlehem Catholic/Joe Henrich	Allentown, Pa.
52	Zalar, Blake	OL	Fr./Fr.	6-1	293	Shamokin Area/Henry Hynoski	Coal Township, Pa.
53	Hansard, Fred *	DT	Jr./So.	6-3	316	The Hun School/Todd Smith	Burlington, N.J.
53	Walker, Rasheed	OL	So./Fr.	6-6	324	North Point/Tom Petre	Waldorf, Md.
54	Windsor, Robert ***	DT	Gr./Sr.	6-4	285	Fond Du Lac/Mike Gnewuch	Fond Du Lac, Wis.
55	Shelton, Antonio *	DT	Sr./Jr.	6-2	311	Westerville-North/Rodger Elander	Columbus, Ohio
55	Whigan, Anthony	OL	Jr./Jr.	6-4	301	Lackawanna C.C./Mark Duda	Lexington Park, Md.
58	Presta, Evan	DT	Jr./So.	6-3	288	Cathedral Prep/Mike Mischler	Erie, Pa.
59	Konigus, Kaleb	OL	So./Fr.	6-2	302	Lake-Lehman/Jerry Gilsky	Lehman, Pa.
62	Menet, Michal **	OL	Sr./Jr.	6-4	313	Exeter Township Senior/Matt Bauer	Birdsboro, Pa.
63	De Boef, Collin	OL	So./Fr.	6-5	258	State College Area/Matt Lintal	State College, Pa.
65	Morris, Hudson	OL	Fr./Fr.	6-3	288	Shelton/Mark Malcolm	Dallas, Texas
68	Kelly, Hunter	OL/DL	Sr./Jr.	6-2	309	Neshaminy/Steve Wilmot	Langhorne, Pa.
69	Thorpe, C.J. *	OL	Jr./So.	6-3	322	Central Catholic/Terry Totten	Glenshaw, Pa.
70	Scruggs, Juice	OL	So./Fr.	6-3	285	Cathedral Prep (Pa.)/Michael Mischler	Ashtabula, Ohio
71	Fries, Will **	OL	Sr./Jr.	6-6	313	Cranford/Erik Rosenmeier	Cranford, N.J.
72	Effner, Bryce	OL	So./Fr.	6-5	297	Metea Valley/Ben Kleinhans	Aurora, Ill.
73	Miranda, Mike *	OL	Jr./So.	6-3	295	Stow-Munroe Falls/Mark Nori	Stow, Ohio
74	Gonzalez, Steven ***	OL	Gr./Sr.	6-4	341	Union City/Wil Valdez	Union City, N.J.
75	Holmes, Des	OL	Jr./So.	6-5	315	Cardinal O'Hara/BJ Hogan	Norristown, Pa.
76	Kopko, Justin	OL	Fr./Fr.	6-3	295	Hanover Area/Mike McCree	Hanover Township, Pa.
77	Culpepper, Judge	DT	So./Fr.	6-4	284	H.B. Plant/Robert Weiner	Tampa, Fla.
77	Wormley, Sal	OL	Fr./Fr.	6-3	319	Smyrna (Del.)/Mike Judy	Newark, N.J.
79	Wallace, Caedan	OL	Fr./Fr.	6-5	333	The Hun School/Todd Smith	Robbinsville, N.J.
80	Weller, Justin	WR	Jr./So.	6-0	190	Wilson/Doug Dahms	Sinking Spring, Pa.
81	Sullivan-Brown, Cam *	WR	Jr./So.	6-0	194	Saint Vincent Pallotti/Ian Thomas	Bowie, Md.
82	Kuntz, Zack	TE/H	So./Fr.	6-7	243	Camp Hill/Tim Bigelow	Camp Hill, Pa.
83	Bowers, Nick *	TE/H	Gr./Sr.	6-4	260	Kittanning Senior/Frank Fabian	Kittanning, Pa.
84	Wilson, Benjamin	WR	Sr./Jr.	6-2	204	Uniontown/John Fortugna	Uniontown, Pa.
85	Lutz, Isaac *	WR	Sr./Jr.	5-11	193	Berks Catholic/Rick Keeley	Reading, Pa.
86	Berger, Alec	WR	Jr./So.	5-11	175	McKinney/Jeff Smith	McKinney, Texas
86	Strange, Brenton	TE/H	Fr./Fr.	6-3	233	Parkersburg/Mike Byus	Parkersburg, W.Va.
87	Freiermuth, Pat *	TE/H	So./So.	6-5	256	Brooks School/Patrick Foley	Merrimac, Mass.
88	Chisena, Dan	WR	5th/Sr.	6-3	202	Downingtown-East/Michael Matta	Dowingtown, Pa.
89	Maxwell, Colton	WR	Sr./Jr.	6-0	194	Northampton/Mark Scisly	Northampton, Pa.
90	Barber, Damion	DT	Jr./So.	6-3	290	Harrisburg/Calvin Everett	Harrisburg, Pa.
90	Checa, Rafael *	K	So./So.	6-2	201	St. John's College H.S./Joe Casamento	Chevy Chase, Md.
91	Ellies, Dvon	DT	Fr./Fr.	6-1	304	McDonogh School/Hakeem Sule	Burtonsville, Md.
91	Stoll, Chris	SN	Jr./So.	6-2	245	St. Francis DeSales/Ryan Wiggins	Westerville, Ohio
92	Pinegar, Jake *	K	So./So.	6-2	195	Ankeny Centennial/Jerry Pezzetti	Ankeny, Iowa
92	Vilbert, Smith	DE	Fr./Fr.	6-6	253	St Joseph's Regional (N.J.)/Augie Hoffman	Monsey, N.Y.
93	Gillikin, Blake ***	P/K	Sr./Sr.	6-2	196	The Westminster Schools/Gerry Romberg	Smyrna, Ga.
94	Calcagno, Joe	SN	Jr./So.	6-0	279	Fenwick/Gene Nudo	Elmhurst, Ill.
95	Hilling, Vlad	K	So./Fr.	5-10	226	Hollidaysburg/Homer Delatre	Hollidaysburg, Pa.
97	Costantini, Sebastian	K/P	Fr./Fr.	5-11	177	Malvern Prep/Dave Gueriera	Collegeville, Pa.
97	Landis, Carson	K/P	Jr./So.	6-2	205	Emmaus/Harold Fairclough	Macungie, Pa.
97	Mustipher, PJ *	DT	So./So.	6-4	311	McDonogh School/Dom Damico	Owings Mills, Md.
98	King, Bradley	P	So./So.	6-2	199	Lackawanna C.C./Mark Duda	Geneva, Ill.
98	Stout, Jordan	K/P	Jr./So.	6-3	205	Virginia Tech/Justin Fuente	Cedar Bluff, Va.
98	Vasey, Dan	DL/SN	Jr./So.	6-4	252	Wallenpaupack/Mark Watson	Lackawaxen, Pa.
99	Gross-Matos, Yetur **	DE	Jr./Jr.	6-5	264	Chancellor/Bob Oliver	Spotsylvania, Va.
99	Tobin, Justin	K	Sr./Jr.	6-2	208	Neshaminy/--	Langhorne, Pa.

* - Letters won

^ - 5th-year senior

20 2019 PENN STATE FOOTBALL

ALPHABETICAL ROSTER (A-K)

NO.	NAME	POS.	CL./EL.	HT.	WT.	HIGH SCHOOL/COACH	HOMETOWN
44	Appiah Darkwa, Joseph	DT	Fr./Fr.	6-5	283	Don Bosco Gymnasium/--	North Rhine-Westphalia, Germany
43	Baker, Trevor	TE/H	Jr./So.	6-3	227	Lewis S. Mills (Conn.)/Jose Santana	Easton, Pa.
90	Barber, Damion	DT	Jr./So.	6-3	290	Harrisburg/Calvin Everett	Harrisburg, Pa.
51	Beamon, Hakeem	DE	Fr./Fr.	6-3	259	Manchester/Tom Hall	Midlothian, Va.
86	Berger, Alec	WR	Jr./So.	5-11	175	McKinney/Jeff Smith	McKinney, Texas
83	Bowers, Nick *	TE/H	Gr./Sr.	6-4	260	Kittanning Senior/Frank Fabian	Kittanning, Pa.
7	Brisker, Jaquan	S	Jr./Jr.	6-1	210	Lackawanna C.C./Mark Duda	Pittsburgh, Pa.
13	Brooks, Ellis *	LB	Jr./So.	6-1	234	Benedictine College Prep/Greg Lilly	Mechanicsville, Va.
6	Brown, Cam ***	LB	Sr./Sr.	6-5	233	The Bullis School/Patrick Cilento	Burtonsville, Md.
24	Brown, DJ	CB	Jr./So.	5-10	183	Creekside/Will Rogers	College Park, Ga.
4	Brown, Journey	RB	Jr./So.	5-11	206	Meadville/Ray Collins	Meadville, Pa.
21	Cain, Noah	RB	Fr./Fr.	5-10	206	IMG Academy (Fla.)/Kevin Wright	Baton Rouge, La.
94	Calcagno, Joe	SN	Jr./So.	6-0	279	Fenwick/Gene Nudo	Elmhurst, Ill.
23	Carr, Weston	WR	Gr./Sr.	6-2	202	Azusa Pacific University/Victor Santa Cruz	Benicia, Calif.
5	Castro-Fields, Tariq **	CB	Jr./Jr.	6-0	197	Riverdale Baptist School/Caesar Nettles	Upper Marlboro, Md.
90	Checa, Rafael *	K	So./So.	6-2	201	St. John's College H.S./Joe Casamento	Chevy Chase, Md.
88	Chisena, Dan	WR	5th/Sr.	6-3	202	Downingtown-East/Michael Matta	Downingtown, Pa.
50	Chizmar, Max	LB	Jr./So.	6-2	230	Mars Area/Scott Heinauer	Mars, Pa.
14	Clifford, Sean	QB	Jr./So.	6-2	216	St. Xavier/Steve Specht	Cincinnati, Ohio
97	Costantini, Sebastian	K/P	Fr./Fr.	5-11	177	Malvern Prep/Dave Gueriera	Collegeville, Pa.
77	Culpepper, Judge	DT	So./Fr.	6-4	284	H.B. Plant/Robert Weiner	Tampa, Fla.
51	Daddona, Dalton	OL	Fr./Fr.	6-2	281	Bethlehem Catholic/Joe Henrich	Allentown, Pa.
63	De Boef, Collin	OL	So./Fr.	6-5	258	State College Area/Matt Lintal	State College, Pa.
10	Dixon, Lance	LB	Fr./Fr.	6-2	213	West Bloomfield/Ron Bellamy	West Bloomfield, Mich.
5	Dotson, Jahan *	WR	So./So.	5-11	175	Nazareth Area/Tom Falzone	Nazareth, Pa.
8	Dunmore, John	WR	Fr./Fr.	6-1	179	Chaminade-Madonna College Prep/Dameon Jones	Fort Lauderdale, Fla.
39	Dwyer, Robbie	LB	Fr./Fr.	6-1	235	Wyoming Valley West/Pat Keating	Pringle, Pa.
72	Effner, Bryce	OL	So./Fr.	6-5	297	Metea Valley/Ben Kleinhans	Aurora, Ill.
91	Ellies, Dvon	DT	Fr./Fr.	6-1	304	McDonogh School/Hakeem Sule	Burtonsville, Md.
2	Ellis, Keaton	CB	Fr./Fr.	5-11	190	State College Area/Matt Lintal	State College, Pa.
40	Eury, Nick	RB	Sr./Jr.	5-9	212	Lake-Lehman/Jerry Gilsky	Shavertown, Pa.
32	Farronato, Dylan	S	Fr./Fr.	5-11	176	Lewisburg Area/Marc Persing	Lewisburg, Pa.
29	Fessler, Henry	WR	So./Fr.	5-10	172	Cathedral Prep/Mike Mischler	Erie, Pa.
28	Ford, Devyn	RB	Fr./Fr.	5-11	194	North Stafford/Joe Mangano	Stafford, Va.
87	Freiermuth, Pat *	TE/H	So./So.	6-5	256	Brooks School/Patrick Foley	Merrimac, Mass.
71	Fries, Will **	OL	Sr./Jr.	6-6	313	Cranford/Erik Rosenmeier	Cranford, N.J.
47	Friberg, Tommy	TE/H	Fr./Fr.	6-3	202	State College Area/Matt Lintal	State College, Pa.
47	Furmanek, Alex	LB	Fr./Fr.	6-2	239	North East/Shawn Humes	North East, Pa.
11	George, Daniel	WR	So./Fr.	6-2	220	Oxon Hill/Craig Jefferies	Fort Washington, Md.
93	Gillikin, Blake ***	P/K	Sr./Sr.	6-2	196	The Westminster Schools/Gerry Romberg	Smyrna, Ga.
74	Gonzalez, Steven ***	OL	Gr./Sr.	6-4	341	Union City/Wil Valdez	Union City, N.J.
19	Gordon, Trent *	CB	So./Fr.	5-11	188	Manvel/Kirk Martin	Spring, Texas
99	Gross-Matos, Yetur **	DE	Jr./Jr.	6-5	264	Chancellor/Bob Oliver	Spotsylvania, Va.
1	Hamler, KJ *	WR	Jr./So.	5-9	176	IMG Academy (Fla.)/Kevin Wright	Pontiac, Mich.
53	Hansard, Fred *	DT	Jr./So.	6-3	316	The Hun School/Todd Smith	Burlington, N.J.
25	Hardy, Daequan	CB	Fr./Fr.	5-9	170	Penn Hills/Jon LeDonne	Pittsburgh, Pa.
37	Hartlaub, Drew *	S	Jr./So.	5-11	183	South Western/Chris Heilman	Hanover, Pa.
27	Hawkins, Aeneas	DT	So./Fr.	6-2	272	Moeller/John Rodenberg	Cincinnati, Ohio
95	Hilling, Vlad	K	So./Fr.	5-10	226	Holidaysburg/Homer Delatre	Holidaysburg, Pa.
12	Hippenhammer, Mac *	WR	Jr./So.	5-11	182	R. Nelson Snider/Kurt Tippmann	Fort Wayne, Ind.
48	Holmes, C.J.	S	Jr./So.	6-0	216	Notre Dame/Brian Kelly	Hamden, Conn.
75	Holmes, Des	OL	Jr./So.	6-5	315	Cardinal O'Hara/BJ Hogan	Norristown, Pa.
20	Isaac, Adisa	DE	Fr./Fr.	6-4	241	Canarsie/Brian Ellis	Brooklyn, N.Y.
3	Johnson, Donovan *	CB	Jr./So.	5-9	185	Cass Tech/Thomas Wilcher	Detroit, Mich.
36	Johnson, Jan *	LB	Gr./Sr.	6-2	231	Governor Mifflin/Dominic Vecchio	Mohnton, Pa.
13	Johnson Jr., Michael	QB	Fr./Fr.	6-2	199	Sheldon/Josh Line	Eugene, Ore.
10	Jones, TJ	WR	Fr./Fr.	6-1	196	Columbia/Brian Allen	Lake City, Fla.
49	Joseph, Daniel *	DE	Sr./Jr.	6-3	260	Lake Forest Academy (Ill.)/Robin Bowkett	Brampton, Ont.
45	Katshir, Charlie	LB	So./Fr.	6-3	229	Cumberland Valley/Michael Whitehead	Camp Hill, Pa.
68	Kelly, Hunter	OL/DL	Sr./Jr.	6-2	309	Neshaminy/Steve Wilmot	Langhorne, Pa.
98	King, Bradley	P	So./So.	6-2	199	Lackawanna C.C./Mark Duda	Geneva, Ill.
17	Kline, Grayson	TE/H	So./Fr.	6-5	239	Warwick/Bob Locker	Sinking Spring, Pa.
50	Knutsson, Will	OL	So./Fr.	6-2	296	McDonogh School/Dom Damico	Fredericksburg, Va.
59	Konigus, Kaleb	OL	So./Fr.	6-2	302	Lake-Lehman/Jerry Gilsky	Lehman, Pa.
76	Kopko, Justin	OL	Fr./Fr.	6-3	295	Hanover Area/Mike McCree	Hanover Township, Pa.
82	Kuntz, Zack	TE/H	So./Fr.	6-7	243	Camp Hill/Tim Bigelow	Camp Hill, Pa.

ALPHABETICAL ROSTER (L-Z)

NO.	NAME	POS.	CL./EL.	HT.	WT.	HIGH SCHOOL/COACH	HOMETOWN
97	Landis, Carson	K/P	Jr./So.	6-2	205	Emmaus/Harold Fairclough	Macungie, Pa.
7	Levis, Will	QB	So./Fr.	6-3	229	Xavier/Andy Guyon	Madison, Conn.
31	Light, Denver	LB	Fr./Fr.	6-1	212	Tyrone Area/Jason Wilson	Tyrone, Pa.
40	Luketa, Jesse *	LB	So./So.	6-3	247	Mercyhurst Prep (Pa.)/Jeff Root	Ottawa, Ont.
85	Lutz, Isaac *	WR	Sr./Jr.	5-11	193	Berks Catholic/Rick Keeley	Reading, Pa.
89	Maxwell, Colton	WR	Sr./Jr.	6-0	194	Northampton/Mark Scisly	Northampton, Pa.
62	Menet, Michal **	OL	Sr./Jr.	6-4	313	Exeter Township Senior/Matt Bauer	Birdsboro, Pa.
73	Miranda, Mike *	OL	Jr./So.	6-3	295	Stow-Munroe Falls/Mark Nori	Stow, Ohio
65	Morris, Hudson	OL	Fr./Fr.	6-3	288	Shelton/Mark Malcolm	Dallas, Texas
97	Mustipher, PJ *	DT	So./So.	6-4	311	McDonogh School/Dom Damico	Owings Mills, Md.
35	Neff, Justin	S	Jr./So.	6-1	195	Central Mountain/James Renninger	Mill Hall, Pa.
28	Oweh, Jayson	DE	So./Fr.	6-5	255	Blair Academy/Jim Saylor	Howell, N.J.
11	Parsons, Micah *	LB	So./So.	6-3	245	Harrisburg/Calvin Everett	Harrisburg, Pa.
44	Pica, Cameron	WR	Jr./So.	6-2	215	Hickory/Bill Brest	Hermitage, Pa.
92	Pinegar, Jake *	K	So./So.	6-2	195	Ankeny Centennial/Jerry Pezzetti	Ankeny, Iowa
9	Porter Jr., Joey	CB	Fr./Fr.	6-2	180	North Allegheny (Pa.)/Art Walker	Bakersfield, Calif.
58	Presta, Evan	DT	Jr./So.	6-3	288	Cathedral Prep/Mike Mischler	Erie, Pa.
29	Reid, John ***	CB	5th/Sr.	5-10	181	St. Joseph's Prep (Pa.)/Gabe Infante	Mount Laurel, N.J.
9	Roberson, Ta'Quan	QB	Fr./Fr.	5-11	192	DePaul Catholic/John McKenna	Orange, N.J.
21	Rudolph, Tyler	S	Fr./Fr.	6-0	204	St. Thomas More School/Jeff Moore	Waterbury, Conn.
19	Rumery, Isaac	QB	Fr./Fr.	5-11	203	Clearfield Area/Tim Janoko	Woodland, Pa.
70	Scruggs, Juice	OL	So./Fr.	6-3	285	Cathedral Prep (Pa.)/Michael Mischler	Ashtabula, Ohio
27	Seider, Jaden	S	Fr./Fr.	5-10	175	State College Area/Matt Lintal	Morgantown, W.Va.
36	Self, Makai	CB	Fr./Fr.	5-9	167	IMG Academy (Fla.)/Kevin Wright	Upper Marlboro, Md.
55	Shelton, Antonio *	DT	Sr./Jr.	6-2	311	Westerville-North/Rodger Elander	Columbus, Ohio
6	Shorter, Justin	WR	So./Fr.	6-4	235	South Brunswick/Joe Goerge	Monmouth Junction, N.J.
15	Shuster, Michael	QB	Sr./Jr.	6-2	210	Camp Hill/Frank Gay	Camp Hill, Pa.
34	Simmons, Shane **	DE	Sr./Jr.	6-3	259	DeMatha/Elijah Brooks	Laurel, Md.
3	Slade, Ricky *	RB	So./So.	5-9	198	C.D. Hylton/Tony Lilly	Woodbridge, Va.
12	Smith, Brandon	LB	Fr./Fr.	6-3	240	Louisa County/Will Patrick	Louisa, Va.
91	Stoll, Chris	SN	Jr./So.	6-2	245	St. Francis DeSales/Ryan Wiggins	Westerville, Ohio
98	Stout, Jordan	K/P	Jr./So.	6-3	205	Virginia Tech/Justin Fuente	Cedar Bluff, Va.
86	Strange, Brenton	TE/H	Fr./Fr.	6-3	233	Parkersburg/Mike Byus	Parkersburg, W.Va.
42	Sullivan, Austin	SN	Fr./Fr.	6-2	237	Minisink Valley/Kevin Gallagher	Port Jervis, N.Y.
81	Sullivan-Brown, Cam *	WR	Jr./So.	6-0	194	Saint Vincent Pallotti/Ian Thomas	Bowie, Md.
26	Sutherland, Jonathan *	S	Jr./So.	5-11	201	Episcopal (Va.)/Panos Voulgaris	Ottawa, Ont.
46	Tarburton, Nick	DE	So./Fr.	6-3	263	Pennridge/Jeff Hollenbach	Green Lane, Pa.
17	Taylor, Garrett ***	S	Gr./Sr.	6-0	198	St. Christopher's/Lance Clelland	Richmond, Va.
69	Thorpe, C.J. *	OL	Jr./So.	6-3	322	Central Catholic/Terry Totten	Glenshaw, Pa.
99	Tobin, Justin	K	Sr./Jr.	6-2	208	Neshaminy/--	Langhorne, Pa.
18	Toney, Shaka **	DE	Sr./Jr.	6-3	243	Imhotep Charter/Albie Crosby	Philadelphia, Pa.
98	Vasey, Dan	DL/SN	Jr./So.	6-4	252	Wallenpaupack/Mark Watson	Lackawaxen, Pa.
92	Vilbert, Smith	DE	Fr./Fr.	6-6	253	St Joseph's Regional (N.J.)/Aogie Hoffman	Monsey, N.Y.
38	Wade, Lamont **	S	Jr./Jr.	5-9	199	Clairton/Wayne Wade	Clairton, Pa.
53	Walker, Rasheed	OL	So./Fr.	6-6	324	North Point/Tom Petre	Waldorf, Md.
79	Wallace, Caedan	OL	Fr./Fr.	6-5	333	The Hun School/Todd Smith	Robbinsville, N.J.
80	Weller, Justin	WR	Jr./So.	6-0	190	Wilson/Doug Dahms	Sinking Spring, Pa.
55	Whigan, Anthony	OL	Jr./Jr.	6-4	301	Lackawanna C.C./Mark Duda	Lexington Park, Md.
84	Wilson, Benjamin	WR	Sr./Jr.	6-2	204	Uniontown/John Fortugna	Uniontown, Pa.
8	Wilson, Marquis	CB	Fr./Fr.	5-11	173	Windsor/Rob Fleeting	Windsor, Conn.
54	Windsor, Robert ***	DT	Gr./Sr.	6-4	285	Fond Du Lac/Mike Gnewuch	Fond Du Lac, Wis.
77	Wormley, Sal	OL	Fr./Fr.	6-3	319	Smyrna (Del.)/Mike Judy	Newark, N.J.
52	Zalar, Blake	OL	Fr./Fr.	6-1	293	Shamokin Area/Henry Hynoski	Coal Township, Pa.

* - Letters won

^ - 5th-year senior

22 2019 PENN STATE FOOTBALL

RECORD WATCH

RUSHING

LONGEST RUNS

1.	*92	Blair Thomas vs. Syracuse	1986
	92	Bill Belton at Indiana	2014
	92	Saquon Barkley vs. Washington	2017
4.	90	Bill Suter at Navy	1894
5.	87	Bob Campbell vs. Syracuse	1968
6.	86	Bob Riddle at West Virginia	1964
7.	84	Chafie Fields vs. Texas	1996
	84	Larry Johnson vs. Illinois	2002
9.	83	Ki-Jana Carter vs. Oregon	1994
10.	81	Saquon Barkley at Purdue	2016
	81	Devyn Ford vs. Idaho	2019

* non-scoring play

PASSING

LONGEST PASS PLAYS

1.	95	Daniel George from Sean Clifford vs. Kent State	2018
2.	93	KJ Hamler from Trace McSorley vs. Ohio State	2018
3.	92	Bob Higgins from Matt Knizner vs. Pitt	1919
4.	86	Jim Scott from Steve Joachim at Navy	1971
5.	85	Saquon Barkley from Trace McSorley vs. Georgia State	2017
6.	82	Eric Hamilton from Matt Knizner vs. Pitt	1986
	82	Freddie Scott from Kerry Collins vs. Rutgers	1994
8.	80	Paul Johnson from Tom Sherman at Maryland	1967
	80	Dean DiMidio from Doug Strang vs. Alabama	1983
	80	Stephon Green from Pat Devlin vs. Michigan	2008
	80	Derek Moyer from Rob Bolden vs. Illinois	2010
	80	Irvine Charles from Trace McSorley vs. Minnesota	2016

RECEIVING

RECEIVING YARDAGE, CAREER

1.	3026	Bobby Engram	1991, 93-95
2.	2842	DaeSean Hamilton	2014-17
3.	2771	Deon Butler	2005-08
4.	2479	Allen Robinson	2011-13
...			
28.	1058	Jimmy Cefalo	1974-77
29.	1047	Justin Brown	2009-11
30.	1038	Dan Natale, TE	1972-74
31.	1016	Mickey Shuler, TE	1975-77
32.	1005	Jesse James, TE	2012-14
--	869	KJ Hamler	2018-pres.
--	393	Pat Freiermuth	2018-pres.

YARDS PER RECEPTION, CAREER

1.	20.54	Ray Roundtree	1984-87
2.	20.15	Joe Jurevicius	1994-97
3.	19.58	Saeed Blacknall	2014-17
4.	19.43	Scott Fitzkee	1975-78
5.	18.89	Jimmy Cefalo	1974-77
	18.89	KJ Hamler	2018-pres.
7.	18.40	Kenny Jackson	1980-83
8.	18.25	Bryant Johnson	1999-2002
9.	18.12	Bobby Engram	1991, 93-95
10.	18.12	Dean DiMidio	1982-85

YARDS PER RECEPTION, SEASON

1.	21.20	Joe Jurevicius	1996
2.	20.95	Joe Jurevicius	1997
3.	20.70	Freddie Scott	1994
4.	19.79	Bobby Engram	1994
5.	19.10	Bryant Johnson	2002
6.	18.68	Deon Butler	2005
7.	18.67	Tony Johnson	2001
8.	18.63	Eddie Drummond	1999
9.	18.38	Kenny Jackson	1980
10.	18.28	Terry Smith	1990
11.	18.19	Bobby Engram	1993
12.	18.18	Mickey Shuler	1977
13.	18.11	Jimmy Cefalo	1977
14.	18.04	Gregg Garrity	1981
15.	17.95	KJ Hamler	2018

RECEIVING TOUCHDOWNS, CAREER

1.	31	Bobby Engram	1991, 93-95
2.	25	Kenny Jackson	1980-83
3.	22	Deon Butler	2005-08
4.	18	Derek Moyer	2008-11
	18	Chris Godwin	2014-16
	18	DaeSean Hamilton	2014-17
7.	17	Allen Robinson	2011-13
8.	16	O.J. McDuffie	1988-92
9.	15	Terry Smith	1988-91
	15	Joe Jurevicius	1994-97
	15	Mike Gesicki, TE	2014-17
12.	13	Jordan Norwood	2005-08
13.	11	Tony Johnson	2000-03
	11	Scott Fitzkee	1975-78
	11	Freddie Scott	1993-95
	11	Jesse James, TE	2012-14
17.	10	Ted Kwalick, TE	1966-68
	10	Chuck Herd	1971-73
	10	Bryant Johnson	1999-2002
	10	Graham Zug	2007-10
21.	9	David Daniels	1988-90
	9	Eric McCoo	1998-01
	9	Kyle Brady, TE	1991-94
	9	Derrick Williams	2005-08
	9	Ray Roundtree	1984-87
--	8	Pat Freiermuth, TE	2018-pres.
--	7	KJ Hamler	2018-pres.

KICK RETURNS

KICK RETURN AVERAGE, CAREER

(Min. 15 returns)

1.	29.6	Larry Joe	1946-48
2.	28.8	Curt Warner	1979-82
3.	28.4	Charlie Pittman	1967-69
4.	27.8	Saquon Barkley	2015-17
5.	26.9	Gary Hayman	1972-73
6.	26.3	Blair Thomas	1985-87, 89
7.	26.1	KJ Hamler	2018-pres.
8.	25.7	Roger Kochman	1959-62
9.	25.6	Chaz Powell	2008-11
10.	24.6	Lydell Mitchell	1969-71

KICK RETURN AVERAGE, SEASON

(Min. 8 returns)

1.	43.0	Gary Brown	1990
2.	35.0	Curt Warner	1980
3.	32.6	Larry Joe	1947
4.	31.9	Blair Thomas	1986
5.	29.6	Gary Hayman	1973
	29.6	Rodney Kinlaw	2005
7.	29.0	Curt Warner	1979
8.	28.8	Chaz Powell	2008
9.	28.7	Charlie Pittman	1967
10.	28.4	Saquon Barkley	2017
11.	28.0	Rich Mauti	1975
12.	27.4	Bob Riddle	1965
13.	27.1	Chaz Powell	2011
14.	26.7	Larry Johnson	2001
15.	26.5	Shelly Hammonds	1993
16.	26.4	A.J. Wallace	2007
17.	26.3	Paul Johnson	1969
18.	26.1	KJ Hamler	2018
19.	25.8	Derrick Williams	2008
20.	25.6	Lydell Mitchell	1970

KICKOFF RETURN YARDS, CAREER

1.	1866	Chaz Powell	2007-11
2.	1506	Kenny Watson	1996-2000
3.	1347	Larry Johnson	1998-2002
4.	1216	Kevin Baugh	1980-83
5.	1128	A.J. Wallace	2006-09
6.	1127	Jim Coates	1984-87
7.	1095	Derrick Williams	2005-08
8.	922	Curt Warner	1979-82
9.	920	Gary Brown	1987-90
10.	764	Miles Sanders	2016-18
11.	659	Grant Haley	2014-17
12.	658	Blair Thomas	1985-87, 89
13.	627	Rodney Kinlaw	2004-07
14.	608	Shell Hammonds	1990-93
15.	583	Rich Mauti	1974-76
--	523	KJ Hamler	2018-pres.

KICKOFF RETURN YARDS, SEASON

1.	733	Chaz Powell	2011
2.	688	Miles Sanders	2016
3.	659	Grant Haley	2014
4.	581	A.J. Wallace	2007
5.	530	Chris Eberly	1997
6.	523	KJ Hamler	2018
7.	522	Kenny Watson	1999
7.	515	Derrick Williams	2008
9.	503	Chaz Powell	2010
	503	Kevin Baugh	1983

KICKOFF RETURNS, CAREER

1.	73	Chaz Powell	2007-11
2.	67	Kenny Watson	1996-00
3.	62	Kevin Baugh	1980-83
4.	59	Larry Johnson	1998-02
5.	51	Jim Coates	1984-87
6.	50	Derrick Williams	2005-08
7.	47	A.J. Wallace	2006-09
8.	38	Gary Brown	1987-90
	38	Miles Sanders	2016-18
10.	32	Grant Haley	2014-17
	32	Curt Warner	1979-82
12.	28	Rodney Kinlaw	2004-07
13.	26	Stephen Pitts	1992-95
14.	25	Blair Thomas	1985-87, 89
	25	Rich Mauti	1974-76
	25	Chris Eberly	1995-98
	25	Leroy Thompson	1987-90
	25	Shelly Hammonds	1990-93
--	20	KJ Hamler	2018-pres.

KICKOFF RETURNS, SEASON

1.	33	Miles Sanders	2016
2.	32	Grant Haley	2014
3.	27	Chaz Powell	2011
4.	26	Kevin Baugh	1983
5.	22	Gary Brown	1988
	22	Geno Lewis	2013
	22	Chris Eberly	1997
	22	A.J. Wallace	2007
	22	Kenny Watson	1999
10.	21	Chaz Powell	2010
11.	20	Derrick Williams	2008
	20	KJ Hamler	2018

PUNTING

PUNTING AVERAGE, CAREER

(Min. 50 punts)

1.	43.26	Blake Gillikin	2016-pres.
2.	43.13	Jeremy Boone	2007-09
3.	43.00	George Reynolds	1980-83
4.	41.84	Pat Pidgeon	1996-99
5.	41.79	Ralph Giacomarro	1979-82
6.	41.74	Jeremy Kapinos	2003-06
7.	41.73	Anthony Fera	2010-11
8.	41.71	John Bruno Jr.	1984-86
9.	40.50	Chris Clauss	1987
10.	39.95	David Royer	1999-2002

PUNTING AVERAGE, SEASON

(Minimum 30 punts)

1.	43.95	Blake Gillikin	2018
2.	43.55	Ralph Giacomarro	1981
3.	43.32	Jeremy Boone	2009
4.	43.31	Ralph Giacomarro	1980
5.	43.15	Blake Gillikin	2017
6.	43.03	Jeremy Boone	2008
7.	43.02	Jeremy Boone	2007
8.	42.92	John Bruno Jr.	1985
9.	42.80	Blake Gillikin	2016
10.	42.63	George Reynolds	1983

PUNTING AVERAGE, GAME

(Minimum 4 punts)

1.	54.75	Ralph Giacomarro at Syracuse	1981
2.	52.40	Bob Campbell vs. Miami (Fla.)	1968
3.	52.00	Jeremy Kapinos vs. Purdue	2004
4.	51.40	Jeremy Boone vs. Texas A&M	2007
5.	51.20	Blake Gillikin vs. Kentucky	2018
6.	51.00	Doug Helkowski vs. Texas	1990
7.	50.80	Blake Gillikin vs. USC	2016
8.	50.50	Jeremy Kapinos at Ohio State	2004
	50.50	Jeremy Kapinos at Ohio State	2006
10.	49.50	Jeremy Boone at Illinois	2009
11.	48.80	Chris Gulla vs. Akron	2014
12.	48.67	Jeremy Kapinos vs. Boston Coll.	2003
	48.67	Blake Gillikin at Rutgers	2018
14.	48.50	Chris Bahr vs. Alabama	1975
15.	48.40	Ralph Giacomarro vs. Miami (Fla.)	1980

LONGEST PUNTS

1.	89	Coop French at Iowa	1930
2.	78	Jeremy Kapinos at Ohio State	2004
3.	76	Chris Clauss vs. Rutgers	1987
4.	74	Anthony Fera at Iowa	2010
	74	Blake Gillikin at Michigan	2018
6.	73	Milt Plum at Ohio State	1956
7.	71	Joe Colone at Syracuse	1946
7.	71	John Bruno Jr. vs. Boston Coll.	1985
	71	Blake Gillikin vs. Kentucky	2018
10.	70	Coop French at Iowa	1930
	70	Joe Colone at Syracuse	1946
70		Jeremy Kapinos vs. Purdue	2004
	70	Jeremy Boone at Illinois	2007
	70	Blake Gillikin at Rutgers	2018
15.	69	Bob Parsons at Colorado	1970
	69	Anthony Fera vs. Purdue	2011
	69	Blake Gillikin at Pitt	2016
18.	68	Jeremy Kapinos at Ohio State	2006
	68	Jeremy Boone at Indiana	2007
20.	67	Joe Colone vs. Navy	1947
	67	Art Betts vs. Michigan State	1951
67		Wayne Corbett at Pittsburgh	1965
	67	Blake Gillikin at Rutgers	2018
24.	66	Frank Hershey vs. Maryland	1964
	66	Jeremy Boone at Illinois	2009
	66	Alex Butterworth vs. Michigan	2013
27.	65	W.G. Cooper vs. Villanova	1935
	65	Tom Cherry vs. UCLA	1967
	65	Bob Parsons vs. Colorado	1969
	65	Blake Gillikin vs. USC	2016

RECORD WATCH

KICKING

FIELD GOALS MADE, CAREER

1.	78	Kevin Kelly	2005-08
2.	54	Sam Ficken	2011-14
3.	50	Craig Fayak	1990-93
4.	47	Travis Forney	1996-99
5.	45	Brett Conway	1993-96
6.	40	Massimo Manca	1982, 84-86
7.	39	Matt Bahr	1976-78
	39	Robbie Gould	2001-04
	39	Tyler Davis	2015-17
10.	38	Nick Gancitano	1981-84
11.	36	Collin Wagner	2007-10
12.	35	Chris Bahr	1973-75
13.	29	Herb Menhardt	1978-80
14.	27	Ray Tarasi	1986-89
15.	18	Jake Pinegar	2018-pres.

FIELD GOALS ATTEMPTED, SEASON

1.	34	Kevin Kelly	2006
2.	33	Chris Bahr	1975
3.	29	Travis Forney	1998
	29	Sam Ficken	2014
5.	27	Matt Bahr	1978
6.	26	Massimo Manca	1985
	26	Craig Fayak	1991
	26	Travis Forney	1999
	26	Kevin Kelly	2007
10.	25	Collin Wagner	2010
11.	24	Matt Bahr	1977
	24	Brett Conway	1995
	24	Brett Conway	1996
	24	Kevin Kelly	2008
	24	Tyler Davis	2016
	24	<i>Jake Pinegar</i>	<i>2018</i>

FIELD GOAL PERCENTAGE, CAREER

(Min. 25 Attempts)

1.	79.6	Tyler Davis	2015-17
2.	77.6	Nick Gancitano	1981-84
3.	75.0	Collin Wagner	2006-10
4.	74.6	Travis Forney	1996-99
5.	73.8	Brett Conway	1993-96
6.	72.9	Kevin Kelly	2005-08
7.	72.0	Sam Ficken	2011-14
8.	69.2	Jake Pinegar	2018-pres.
9.	69.0	Herb Menhardt	1976, 78-80
10.	67.8	Massimo Manca	1982, 84-86

LONGEST FIELD GOALS

1.	55	Chris Bahr at Temple	1975
	55	Chris Bahr at Ohio State	1975
	55	Chris Bahr at Syracuse	1975
4.	54	Herb Menhardt at NC State	1979
	54	Sam Ficken vs. Kent State	2013
6.	53	Massimo Manca vs. Notre Dame	1985
	53	Kevin Kelly vs. Iowa	2007
	53	Jordan Stout vs. Idaho	2019
9.	52	Chris Bahr vs. West Virginia	1975
	52	Eric Etze at Notre Dame	1988
	52	Brett Conway vs. Temple	1996
	52	Kevin Kelly at Syracuse	2008

EXTRA POINTS MADE, CAREER

1.	183	Kevin Kelly	2005-08
2.	144	Tyler Davis	2015-17
3.	141	Brett Conway	1993-96
4.	132	Craig Fayak	1990-93
5.	117	Travis Forney	1996-99
6.	115	Robbie Gould	2002-04
7.	109	Sam Ficken	2011-14
8.	98	Al Vitiello	1971-72
9.	86	Massimo Manca	1982, 84-86
10.	85	Collin Wagner	2006-10
11.	76	Nick Gancitano	1981-84
12.	74	Matt Bahr	1976-78
13.	63	Chris Bahr	1973-75
	63	Jake Pinegar	2018-pres.
15.	59	Herb Menhard	1976, 78-80

EXTRA POINTS MADE, SEASON

1.	71	Tyler Davis	2017
2.	62	Brett Conway	1994
	62	Tyler Davis	2016
4.	60	Kevin Kelly	2008
5.	59	Al Vitiello	1971
6.	53	<i>Jake Pinegar</i>	<i>2018</i>
7.	49	Kevin Kelly	2005
8.	46	Collin Wagner	2009
9.	44	Kevin Kelly	2007
	44	Travis Forney	1999

EXTRA POINTS MADE, GAME

1.	10	Charles Atherton vs. Gettysburg	1894
	10	Travis Forney vs. Akron	1999
	10	Jake Pinegar vs. Idaho	2019

EXTRA POINT PERCENTAGE, CAREER

(Min. 50 Attempts)

1.	100.0 (59-59)	Herb Menhardt	1976, 78-80
	100.0 (85-85)	Collin Wagner	2006-10
	100.0 (144-144)	Tyler Davis	2015-17
4.	99.3 (141-142)	Brett Conway	1993-96
5.	98.9 (183-185)	Kevin Kelly	2005-08
6.	98.9 (86-87)	Massimo Manca	1982, 84-86
7.	97.3 (109-121)	Sam Ficken	2011-14
8.	96.9 (63-65)	Jake Pinegar	2018-pres.
9.	96.7 (117-121)	Travis Forney	1996-99
10.	96.2 (76-79)	Nick Gancitano	1981-84

DEFENSE

TACKLES FOR LOSS, CAREER (Since 1975)

1.	70.0	Courtney Brown	1996-99
2.	51.0	Brandon Short	1996-99
3.	45.0	Larry Kubin	1977-80
4.	43.0	Bruce Clark	1976-79
	43.0	Justin Kurpeikis	1997-2000
6.	42.0	Michael Haynes	1999-2002
7.	41.0	Shane Conlan	1983-86
8.	39.0	LaVar Arrington	1997-99
	39.0	Jimmy Kennedy	1999-2002
10.	38.0	Anthony Zettel	2012-15
11.	36.0	Matt Millen	1976-79
	36.0	Tamba Hali	2002-05
13.	34.0	Paul Posluszny	2003-06
	34.0	Dan Connor	2004-07
15.	33.0	Anthony Adams	1999-2002
--	24.5	Yetur Gross-Matos	2017-pres.

TACKLES FOR LOSS, SEASON (Since 1975)

1.	29.0	Courtney Brown	1999
2.	24.0	Terry Killens	1995
3.	23.0	Michael Haynes	2002
	23.0	Courtney Brown	1998
	23.0	Larry Kubin	1979
6.	21.5	Maurice Evans	2007
7.	21.0	Tyoka Jackson	1993
8.	20.0	Bruce Clark	1978
	20.0	Todd Atkins	1994
	20.0	Aaron Maybin	2008
	20.0	LaVar Arrington	1999
	<i>20.0</i>	<i>Yetur Gross-Matos</i>	<i>2018</i>
13.	19.5	Carl Nassib	2015
14.	18.0	Justin Kurpeikis	2000
	18.0	Brad Sciolli	1998
	18.0	Todd Atkins	1995
	18.0	Willie Smith	1994
	18.0	Brandon Noble	1996

PASSES DEFENDED, CAREER

1.	76	Derek Bochna (64 pbu, 12 int)	1990-93
2.	60	Brian Miller (48 pbu, 12 int)	1993-96
3.	52	Darren Perry (37 pbu, 15 int)	1988-91
4.	51	Leon Humphries (43 pbu, 8 int)	1988-91
5.	46	Alan Zemaitis (34 pbu, 12 int)	2002-05
6.	44	Duffy Cobbs (35 pbu, 9 int)	1983-86
7.	42	Lee Rubin (34 pbu, 8 int)	1990-93
	42	Kim Herring (29 pbu, 13 int)	1993-96
9.	41	David Macklin (33 pbu, 8 int)	1996-99
10.	39	Willie Thomas (34 pbu, 5 int)	1987-90
11.	36	Sherrod Rainge (27 pbu, 9 int)	1986-89
12.	33	Shell Hammonds (30 pbu, 3 int)	1990-93
13.	31	Reggie Givens (28 pbu, 3 int)	1989-92
	31	Eddie Johnson (26 pbu, 5 int)	1985-88
	31	Mark Tate (29 pbu, 2 int)	1993-96
--	28	John Reid (22 pbu, 6 int)	2015-pres.



79

GAME 1
PENN STATE VS. IDAHO

7



BEAVER STADIUM | BTN | 8/31/19 | 104,527



GAME RECAP

UNIVERSITY PARK, Pa. – Penn State cruised to a 79-7 win over Idaho in its season-opening football contest.

Penn State rolled for 673 total yards on offense – the third-most in program history – while holding Idaho to just five first downs and 145 total yards. The Nittany Lion ground game led the offensive charge with five different running backs combining for seven rushing touchdowns and a total of nine different rushers combining for 331 yards on 45 attempts. Freshman Devyn Ford ran his second career carry for an 81-yard touchdown en route to a 107-yard day, while classmate Noah Cain and sophomore Journey Brown both added two scores each.

Making his first career start, sophomore quarterback Sean Clifford threw for 280 yards and two touchdowns on 14-of-23 passing and rushed seven times for 57 yards in a little more than a half of action. KJ Hamler led the receivers with four catches for 115 yards and both of Clifford's passing touchdowns.

The Vandals were limited to just four yards rushing as Penn State totaled seven sacks and 11 tackles for loss, led by 2.5 sacks by junior defensive end Yetur Gross-Matos.

Notes

- The Nittany Lions have won 16 of their last 18 season openers, including four-straight victories.
- The Nittany Lions have won 17 of their last 18 home openers, including seven straight victories.
- Penn State won its eighth consecutive non-conference regular season game.
- Penn State's 79 points mark the most the Nittany Lions have scored in a game since scoring 81 in an 81-0 win over Cincinnati in the 1991 home opener.
- The 79 points are the second-most since 1921 and are tied for the sixth-most in program history.
- The 72-point margin of victory is tied for the 10th-biggest in Penn State history and is the largest since the 1991 Cincinnati game (81-0).
- Penn State's seven rushing touchdowns are the most since rushing the ball into the end zone seven times against Coastal Carolina in 2008.
- The Nittany Lions had five different running backs score the seven rushing touchdowns. It is the first time since at least 2000 that five different players have scored a rushing touchdown in the same game.
- Penn State's 673 yards of total offense were the most since 689 at Minnesota in 1994 and the third most for the Nittany Lions since 1947.
- Penn State's 35 first downs were the most since it had 35 against Minnesota in 2005.
- The Nittany Lion defense held Idaho to just 4 rushing yards, the fewest since allowing 3 yards to UMass in 2014 and the second-fewest under James Franklin.
- Penn State gave up just 145 yards of total offense, which are the fewest since allowing 87 yards to Rutgers in 2016 and the second-lowest total under James Franklin.
- RB Devyn Ford became the first Nittany Lion freshman to run for more than 100 yards in a game since Saquon Barkley rushed for 103 yards against Michigan State on November 18, 2015. He is also the first Penn State freshman to run for 100 yards in a season opener since Curt Warner rushed for 100 yards on 12 carries against Rutgers on September 15, 1979.
- Ford scored on an 81-yard run in the second quarter. It was his first career touchdown and Penn State's longest rushing touchdown since Saquon Barkley's 92-yard run in the Fiesta Bowl vs. Washington in 2017.
- CB John Reid notched the first full sack of his career in the opening stanza. He previously had a half-sack against Kent State in 2016. He also grabbed the sixth interception of his career early in the third quarter.

SCORING SUMMARY

	1	2	3	4	OT	F
IDAHO	0	0	0	7	-	7
PSU	20	14	14	21	-	79

1st	11:30	PSU		6-23/2:00/0-3
	8:35	PSU		4-0/0:51/0-6
	5:03	PSU		5-54/2:00/0-13
	1:50	PSU		5-35/1:43/0-20
2nd	10:28	PSU		3-55/1:01/0-27
	4:27	PSU		3-95/1:11/0-34
	1:39	PSU		4-76/1:19/0-41
	00:00	PSU		4-40/0:42/0-44
3rd	13:11	PSU		5-75/1:43/0-51
	11:28	PSU		4-6/1:30/0-58
4th	14:51	PSU		14-72/5:51/0-65
	12:35	IDAHO		2-25/0:41/7-65
	7:48	PSU		10-75/4:47/7-72
	2:17	PSU		7-54/3:45/7-79

TEAM STATS

	IDAHO	PSU
First Downs	5	35
Rushing Yards	4	331
Passing Yards	141	342
Passing (C-A-Int)	16-26-1	25-37-0
Total Offense	145	673
Plays	54	82
Fumbles (#-Lost)	0-0	3-1
Penalties (#-Yards)	10-67	3-30
Possession Time	27:04	32:56
3rd-Down Conv.	1-15	1-8
Red Zone	1-1	8-8
Touchdowns	1	6
Field goals	0	2

OTHER

Time of Game		3:18
Idaho	0-1, 0-0 Big Sky	
Penn State	1-0, 0-0 Big Ten	

How It Happened

Penn State jumped out to a 20-0 lead in the first quarter behind a pair of field goals by Jake Pinegar (28 yards) and Jordan Stout (53 yards), respectively, and a rushing touchdown each from Brown and Ricky Slade.

The Nittany Lions added 24 points in the second quarter to take a 44-0 lead into halftime. Hamler caught a 36-yard pass from Clifford in the back of the end zone early in the frame, and then in the final five minutes, Ford broke free for 81 yards on his second career carry, Hamler hauled in a 21-yard touchdown, and a quick three-and-out setup a successful 38-yard field goal conversion by Pinegar as time expired.

Brown and Cain added rushing touchdowns in the third quarter for a 58-0 lead. In the fourth, quarterback freshman quarterback Will Lewis threw his first career touchdown pass to rookie tight end Brenton Strange to put the Nittany Lions up 65-0.

Idaho's lone score came with 12:35 remaining, as a mishandled punt reception gave the Vandals a short 25-yard field, and quarterback Mason Petrino eventually connected with fullback Logan Kendall from a yard out.

Penn State added a pair of rushing touchdowns from Cain and Nick Eury in the final eight minutes to cement the 79-7 victory.

INDIVIDUAL STATISTICS

RUSHING

Idaho-Carter, Aundre 14-32; Martinez, Kiahn 3-16; Kendall, Logan 1-0; Richardson, Colton 4-minus 19; Petrino, Mason 6-minus 25.

Penn State-Ford, Devyn 6-107; Clifford, Sean 7-57; Cain, Noah 9-44; Eury, Nick 6-44; Brown, Journey 5-38; Levis, Will 5-21; Hamler, KJ 1-16; Slade, Ricky 5-9; Shuster, Mike 1-minus 5.

PASSING

Idaho-Petrino, Mason 11-17-1-91; Richardson, Colton 5-9-0-50.

Penn State-Clifford, Sean 14-23-0-280; Levis, Will 11-14-0-62.

RECEIVING


Idaho-Cotton, Jeff 6-83; Romano, Nick 3-28; Haywood, Cutrell 3-7; Martinez, Kiahn 1-9; Noil, Michael 1-9; Byers, Jed 1-4; Kendall, Logan 1-1.

Penn State-Hamler, KJ 4-115; Shorter, Justin 3-36; Carr, Weston 3-27; Ford, Devyn 3-6; Brown, Journey 2-31; George, Daniel 2-28; Sullivan-Brown, Cam 2-13; Slade, Ricky 1-26; Freiermuth, Pat 1-25; Dotson, Jahan 1-13; Weller, Justin 1-10; Kuntz, Zack 1-8; Strange, Brenton 1-4.

TOP TACKLERS (T-U-A-A)

Idaho-Walker, Tre 8-5-3; Nash, Christian 6-3-3; Shannon, Sully 6-2-4; Akanno, Charles 5-5-0; Miller, Robert 5-5-0; Jenkins, Jalan 4-3-1.

Penn State-Wade, Lamont 4-3-1; Mustipher, PJ 4-2-2; Smith, Brandon 3-3-0; Castro-Fields, Tariq 3-3-0; Sutherland, Jonathan 3-2-1; Gross-Matos, Yetur 3-2-1; Luketa, Jesse 3-1-2; Isaac, Adisa 3-1-2; Brooks, Ellis 3-1-2; Reid.



NICK BOWERS 83

Tight End | 6-4 | 260
 Graduate/Senior
 Kittanning, Pa./Kittanning Senior
 Major: Health Policy & Administration (2nd degree)

» 2019

Season: Appeared in one game...One of six players to have earned their degree before the 2019 season...Graduated with a degree in labor & employment relations in May 2019.

» 2019 GAME-BY-GAME

Receiving (Receptions-Yards-TD)
 IDAHO 0-0-0.

» BOWERS' CAREER STATISTICS & GAME HIGHS

	Att.-Yds.	Avg.	TD	LG	Rec.-Yds.	Avg.	TD	LG
2016	-	-	-	-	1-15	15.0	1	15
2017	-	-	-	-	6-50	8.3	1	25
2018	-	-	-	-	-	-	-	-
2019	-	-	-	-	-	-	-	-
CAREER	-	-	-	-	7-65	9.3	2	25

Receptions 3; Twice: Last vs. Kentucky, 1/1/19
 Receiving Yards 32; vs. Kentucky, 1/1/19
 Receiving Touchdowns 1; Twice: Last vs. Kentucky, 1/1/19
 Longest Reception 25 yards; vs. Kentucky, 1/1/19

Note: Has one career tackle (vs. Michigan, 2018)



JAQUAN BRISKER 7

Safety | 6-1 | 210
 Junior/Junior
 Pittsburgh, Pa./Gateway/Lackawanna C.C.
 Major: Communication Arts & Sciences

» 2019

Season Appeared in one game...One of 23 players to make their Penn State debut.

Idaho (8/31): Assisted on one tackle.

» 2019 GAME-BY-GAME

Tackles (Solo-Assisted-Total)
 IDAHO 0-1-1.

» BRISKER'S CAREER STATISTICS & GAME HIGHS

	UA-A	TK	FF	FR	I	PBU	SACK	TFL
2019	0-1	1	-	-	-	-	-	-
CAREER	0-1	1	-	-	-	-	-	-

Tackles 1; Idaho, 8/31/19



ELLIS BROOKS 13

Linebacker | 6-1 | 234
 Sophomore/Freshman
 Mechanicsville, Va./Benedictine College Prep
 Major: Psychology

» 2019

Season: Appeared in one game.

Idaho (8/31): Made three stops.

» 2019 GAME-BY-GAME

Tackles (Solo-Assisted-Total)
 IDAHO 1-2-3.

» BROOKS' CAREER STATISTICS & GAME HIGHS

	UA-A	TK	FF	FR	I	PBU	SACK	TFL
2018	19-11	30	-	-	1	-	0.5-2	1.5-3
2019	1-2	3	-	-	-	-	-	-
CAREER	20-13	33	-	-	1	-	0.5-2	1.5-3

Tackles 6; at Illinois, 9/21/18
 Tackles for Loss 1.0; Iowa, 10/27/18
 Sacks 0.5; at Illinois, 9/21/18
 Interceptions 1; at Illinois, 9/21/18
 Interception Return 28 yards; at Illinois, 9/21/18



CAM BROWN 6

Linebacker | 6-5 | 233
 Senior/Senior
 Burtonsville, Md./The Bullis School
 Major: Kinesiology

» 2019

Awards: Tabbed on the Butkus Award preseason Watch List.

Season: Appeared in one game.

Idaho (8/31): Recorded one solo tackle.

» 2019 GAME-BY-GAME

Tackles (Solo-Assisted-Total)
 IDAHO 1-0-1.

» C. BROWN'S CAREER STATISTICS & GAME HIGHS

	UA-A	TK	FF	FR	I	PBU	SACK	TFL
2016	14-19	33	-	-	-	-	0.5-1	1.5-2
2017	16-15	31	-	-	-	1	0.5-4	1.5-8
2018	41-22	63	3	-	-	6	2.0-8	6.5-22
2019	1-0	1	-	-	-	-	-	-
CAREER	72-56	128	3	-	-	7	3.0-13	9.5-32

Tackles 10; at Michigan, 9/24/16
 Sacks 1.0; Appalachian State, 9/1/18
 Tackles for Loss 2.0; Kent State, 9/15/18
 Forced Fumbles 1; Three Times: Last Maryland, 11/24/18
 Pass Breakups 1; Seven Times: Last Wisconsin, 11/10/18
 Blocked Kicks 1 (punt); Ohio State, 10/22/16



DJ BROWN 24

Cornerback | 5-10 | 183
 Sophomore/Freshman
 College Park, Ga./Creekside
 Major: Criminology

» 2019

Season: Appeared in one game...One of 20 players to make their collegiate debut.

Idaho (8/31): Registered one tackle and one pass breakup.

» 2019 GAME-BY-GAME

Tackles (Solo-Assisted-Total)
 IDAHO 1-0-1.

» BROWN'S CAREER STATISTICS & GAME HIGHS

	UA-A	TK	FF	FR	I	PBU	SACK	TFL
2018	-	-	-	-	Redshirted	-	-	-
2019	1-0	1	-	-	-	1	-	-
CAREER	1-0	1	-	-	-	1	-	-

Tackles 1; Idaho, 8/31/19
 Pass Breakups 1; Idaho, 8/31/19



JOURNEY BROWN 4

Running Back | 5-11 | 206
 Junior/Sophomore
 Meadville, Pa./Meadville
 Major: Recreation, Park & Tourism Management

» 2019

Season: Appeared in one game.

Idaho (8/31): Rushed for 38 yards on five carries...Earned first career multi-touchdown game, finding the end zone on 2- and 23-yard runs... Caught two passes for 31 yards, including a career-long 18-yard reception.

» 2019 GAME-BY-GAME

Rushing (Carries-Yards-TD)
 IDAHO 5-38-2.

Receiving (Receptions-Yards-TD)
 IDAHO 2-31-0.

» J. BROWN'S CAREER STATISTICS & GAME HIGHS

	Att.-Yds.	Avg.	TD	LG	Rec.-Yds.	Avg.	TD	LG
2018	8-44	5.5	1	8	1-9	9	-	9
2019	5-38	7.6	2	23	2-31	15.5	-	18
CAREER	13-82	6.3	3	23	3-40	13.3	-	18

Rushing Attempts 5; Idaho, 8/31/19
 Rushing Yards 38; Idaho, 8/31/19
 Rushing Touchdowns 2; Idaho, 8/31/19
 Longest Rush 23 yards; Idaho, 8/31/19
 2 or More Rushing Touchdowns 1; Idaho, 8/31/19

Receptions 2; Idaho, 8/31/19
 Receiving Yards 31; Idaho, 8/31/19
 Longest Reception 18 yards; Idaho, 8/31/19

Note: Has one career tackle (at Illinois, 2018).



NOAH CAIN 21

Running Back | 5-10 | 206
 Freshman/Freshman
 Baton Rouge, La./IMG Academy (Fla.)
 Major: Division of Undergraduate Studies

» 2019

Season: Appeared in one game...One of 20 players to make their collegiate debut...One of 10 true freshmen to play...Became the first PSU freshman with two rushing touchdowns in a season opener (vs. Idaho) since Stephfon Green vs. Coastal Carolina in 2008.

Idaho (8/31): Gained 44 yards on nine carries...Scored touchdowns on 3- and 9-yard runs...Was the first PSU freshman with two touchdowns in a game since Ricky Slade against Maryland in 2018...Became the first PSU freshman with two rushing touchdowns in a season opener since Stephfon Green scored twice vs. Coastal Carolina in 2008.

» 2019 GAME-BY-GAME

Rushing (Carries-Yards-TD)
 IDAHO 9-44-2.

Receiving (Receptions-Yards-TD)
 IDAHO 0-0-0.

» CAIN'S CAREER STATISTICS & GAME HIGHS

	Att.-Yds.	Avg.	TD	LG	Rec.-Yds.	Avg.	TD	LG
2019	9-44	4.9	2	9	-	-	-	-
CAREER	9-44	4.9	2	9	-	-	-	-

Rushing Attempts 9; Idaho, 8/31/19
 Rushing Yards 44; Idaho, 8/31/19
 Rushing Touchdowns 2; Idaho, 8/31/19
 Longest Rush 9; Idaho, 8/31/19
 2 or More Rushing Touchdowns 1; Idaho, 8/31/19



WESTON CARR 23
Wide Receiver | 6-2 | 202
Graduate/Senior
Benicia, Calif./Benicia
Major: Educational Leadership (master's)

» 2019
Season: Appeared in one game...One of 23 players to make their Penn State debut...Graduate transfer from Azusa Pacific...Graduated with a degree in sociology...Named an All-American by three publications while at Azusa Pacific.

Idaho (8/31): Caught three passes for 27 yards in his Nittany Lion debut.

» 2019 GAME-BY-GAME
Receiving (Receptions-Yards-TD)
IDAHO 3-27-0.

» CARR'S CAREER STATISTICS & GAME HIGHS

	Att.-Yds.	Avg.	TD	LG	Rec.-Yds.	Avg.	TD	LG
2016*	1(-7)	-7.0	-	-7	48-905	18.9	9	85
2017*	-	-	-	-	86-1458	16.9	15	87
2018*	1(-6)	-6.0	-	-6	33-644	19.5	12	75
2019	-	-	-	-	3-27	9.0	-	11
CAREER	2(-13)	-6.5	-	-6	170-3032	17.8	36	87

Receptions 13; Humboldt State, 9/9/17*
Receiving Yards 203; Colorado Mesa, 11/11/17*
Receiving Touchdowns 4; Central Washington, 10/29/16*
Long Reception 87; Colorado Mesa, 11/11/17*

Rushing Attempts 1; Twice, Last: at Tarleton State, 11/17/18*
Rushing Yards -6; at Tarleton State, 11/17/18*
Longest Rush -6 yards; at Tarleton State, 11/17/18*
*Played at Azusa Pacific (2016-18).



TARIQ CASTRO-FIELDS 5
Cornerback | 6-0 | 197
Junior/Junior
Upper Marlboro, Md./Riverdale Baptist School
Major: Sociology

» 2019
Season: Made one start.
Idaho (8/31): Registered three tackles, including a tackle for loss.

» 2019 GAME-BY-GAME
Tackles (Solo-Assisted-Total)
IDAHO 3-0-3.

» CASTRO-FIELDS' CAREER STATISTICS & GAME HIGHS

	UA-A	TK	FF	FR	I	PBU	SACK	TFL
2017	9-1	10	1	-	1	3	-	2.0-8
2018	21-11	32	-	-	7	1.0-2	-	5.0-8
2019	3-0	3	-	-	-	-	-	1.0-2
CAREER	33-12	45	1	-	1	10	1.0-2	8.0-18

Tackles 5; at Pittsburgh, 9/8/18
Tackles for Loss 1.5; Twice: Last vs. Kentucky, 1/1/19
Sacks 1.0; vs. Kentucky, 1/1/19
Forced Fumbles 1; at Maryland, 11/25/17
Interceptions 1; Georgia State, 9/16/17
Pass Breakups 3; at Michigan State, 11/4/17



DAN CHISENA 88
Wide Receiver | 6-3 | 202
5th year/Senior
Downingtown, Pa./Downingtown East
Major: Security and Risk Analysis

» 2019
Season: Appeared in one game...Earned a scholarship at the 2019 Blue-White game following a touchdown catch.



MAX CHIZMAR 50
Linebacker | 6-2 | 230
Junior/Sophomore
Mars, Pa./Mars
Major: Corporate Innovation and Entrepreneurship

» 2019
Season: Appeared in one game.
Idaho (8/31): Assisted on one tackle.

» 2019 GAME-BY-GAME
Tackles (Solo-Assisted-Total)
IDAHO 0-1-1.

» CHIZMAR'S CAREER STATISTICS & GAME HIGHS

	UA-A	TK	FF	FR	I	PBU	SACK	TFL
2018	0-1	1	-	-	-	-	-	-
2019	0-1	1	-	-	-	-	-	-
CAREER	0-2	2	-	-	-	-	-	-

Tackles 1; Twice: Last Idaho, 8/31/19



SEAN CLIFFORD 14
Quarterback | 6-2 | 216
Junior/Sophomore
Cincinnati, Ohio/Saint Xavier
Major: Advertising and Public Relations

» CAREER NOTES & RECORDS
Game: Connected with Daniel George for a 98-yard touchdown pass against Kent State (9/15/18) for the longest pass play and longest play from scrimmage in program history...Broke the previous longest pass record of 92 yards yards from Bill Hess to Bob Higgins in 1919...Broke the longest play from scrimmage record, set four different times on 92-yard plays, most recently a 92-yard run by Saquon Barkley vs. Washington in the 2017 Fiesta Bowl.

» 2019
Season: Made one start...One of nine Nittany Lions to make their first career start.

Idaho (8/31): Threw for 280 yards while completing 14-of-23 passes... Connected with KJ Hamler for two touchdown passes (36 and 21 yards)... Completed seven passes of 20 or more yards...Added 57 yards on seven carries, including a 25-yard run...Helped the Nittany Lion offense to 673 total yards.

» 2019 GAME-BY-GAME
Passing (Comp-Att-Yds-TD-INT)
IDAHO 14-23-280-2-0.

Rushing (Carries-Yards-TD)
IDAHO 7-58-0.

» CLIFFORD'S CAREER PASSING STATISTICS & GAME HIGHS

	C-A	Yds.	%	TD-INT	YPG	LG
2018	5-7	195	71.4	2-0	48.8	95
2019	14-23	280	60.9	2-0	280.0	36
CAREER	19-30	475	63.0	4-0	95.0	95

Pass Completions 14; Idaho, 8/31/19
Pass Attempts 23; Idaho, 8/31/19
Passing Yards 280; Idaho, 8/31/19
Passing Touchdowns 2; Idaho, 8/31/19
Long Pass 95 yards; Kent State, 9/15/18
200-yard Passing Games 1; Idaho, 8/31/19
2 or more Passing Touchdowns 1; Idaho, 8/31/19

» CLIFFORD'S CAREER RUSHING STATISTICS & GAME HIGHS

	Att.-Yds.	Avg.	TD	LG	Rec.-Yds.	Avg.	TD	LG
2018	5(-3)	-0.6	-	6	-	-	-	-
2019	7-57	8.1	-	25	-	-	-	-
CAREER	12-54	4.5	-	25	-	-	-	-

Rushing Attempts 7; Idaho, 8/31/19
Rushing Yards 57; Idaho, 8/31/19
Longest Rush 25 yards; Idaho, 8/31/19



JUDGE CULPEPPER 77
Defensive Tackle | 6-4 | 284
Sophomore/Freshman
Tampa, Fla./H.B. Plant
Major: Business Administration

» 2019
Season: Appeared in one game...One of 20 players to make their collegiate debut.

Idaho (8/31): Saw playing time on defense.



LANCE DIXON 10
Linebacker | 6-2 | 213
Freshman/Freshman
West Bloomfield, Mich./West Bloomfield
Major: Division of Undergraduate Studies

» 2019
Season: Appeared in one game...One of 20 players to make their collegiate debut...One of 10 true freshman to play.

Idaho (8/31): Assisted on two tackles.

» 2019 GAME-BY-GAME
Tackles (Solo-Assisted-Total)
IDAHO 0-2-2.

» DIXON'S CAREER STATISTICS & GAME HIGHS

	UA-A	TK	FF	FR	I	PBU	SACK	TFL
2019	0-2	2	-	-	-	-	-	-
CAREER	0-2	2	-	-	-	-	-	-

Tackles 2; Idaho, 8/31/19



JAHAN DOTSON 5
Wide Receiver | 5-11 | 175
Sophomore/Sophomore
Nazareth, Pa./Nazareth Area
Major: Division of Undergraduate Studies

» 2019
Season: Made one start.
Idaho (8/31): Hauled in a 13-yard reception.

» 2019 GAME-BY-GAME
Receiving (Receptions-Yards-TD)
IDAHO 1-13-0.

» DOTSON'S CAREER STATISTICS & GAME HIGHS

	Att.-Yds.	Avg.	TD	LG	Rec.-Yds.	Avg.	TD	LG
2018	-	-	-	-	13-203	15.6	-	35
2019	-	-	-	-	1-13	13.0	-	13
CAREER	-	-	-	-	14-217	15.5	-	35

Receptions 4; at Rutgers, 11/17/18
Receiving Yards 58; at Rutgers, 11/17/18
Long Reception 35 yards; at Rutgers, 11/17/18
NOTE: Has one career punt return (-2 yards vs. Kent State, 2018).



BRYCE EFFNER 72
Offensive Line | 6-5 | 297
Sophomore/Freshman
Aurora, Ill./Meteva Valley
Major: Division of Undergraduate Studies

» 2019
Season: Appeared in one game.



KEATON ELLIS 2
 Cornerback | 5-11 | 190
 Freshman/Freshman
 State College, Pa./State College Area
 Major: Division of Undergraduate Studies

» 2019
Season: Appeared in one game...One of 20 players to make their collegiate debut this season...One of 10 true freshmen to play.

Idaho (8/31): Broke up a pass.

» 2019 GAME-BY-GAME

Tackles (Solo-Assisted-Total)
 IDAHO 0-0-0.

» ELLIS' CAREER STATISTICS & GAME HIGHS

	UA-A	TK	FF	FR	I	PBU	SACK	TFL
2019	-	-	-	-	-	1	-	-
CAREER	-	-	-	-	-	1	-	-

Pass Breakups: 1; Idaho, 8/31/19



NICK EURY 40
 Running Back | 5-9 | 212
 Senior/Junior
 Shavertown, Pa./Lake-Lehman
 Major: Agribusiness Management

» 2019
Season: Appeared in one game.

Idaho (8/31): Gained 44 yards on six carries...Scored on an 8-yard run in the fourth quarter...Selected as the Coaching Staff's Scout Team Special Teams Player of the Week.


» 2019 GAME-BY-GAME

Rushing (Carries-Yards-TD)
 IDAHO 6-44-1.

» EURY'S CAREER STATISTICS & GAME HIGHS

	Att.-Yds.	Avg.	TD	LG	Rec.-Yds.	Avg.	TD	LG
2017	1-4	4.0	-	4	-	-	-	-
2018	-	-	-	-	-	-	-	-
2019	6-44	7.3	1	10	-	-	-	-
CAREER	7-48	6.9	1	10	-	-	-	-

Rushing Attempts: 6; Idaho, 8/31/19
Rushing Yards: 44; Idaho, 8/31/19
Rushing Touchdowns: 1; Idaho, 8/31/19
Longest Rush: 10; Idaho, 8/31/19



DEVYIN FORD 28
 Running Back | 5-11 | 194
 Freshman/Freshman
 Stafford, Va./North Stafford
 Major: Division of Undergraduate Studies

» 2019
Season: Appeared in one game...One of 20 players to make their collegiate debut...One of 10 true freshmen to play...Became the first PSU freshman to rush for 100 yards in a game since Saquon Barkley against Michigan State in 2018...Became the first PSU freshman to rush for 100 yards in a season opener since Curt Warner vs. Rutgers in 1979.

Idaho (8/31): Rushed for 107 yards on six carries...Scored on an 81-yard run in the second quarter...Added three catches for 6 yards...Became the first PSU freshman to rush for 100 yards in a game since Saquon Barkley against Michigan State in 2018...Became the first PSU freshman to rush for 100 yards in a season opener since Curt Warner vs. Rutgers in 1979.

» 2019 GAME-BY-GAME

Rushing (Carries-Yards-TD)
 IDAHO 6-107-1.

Receiving (Receptions-Yards-TD)
 IDAHO 3-6-0.

» FORD'S CAREER STATISTICS & GAME HIGHS

	Att.-Yds.	Avg.	TD	LG	Rec.-Yds.	Avg.	TD	LG
2019	6-107	17.8	1	81	3-6	2.0	-	4
CAREER	6-107	17.8	1	81	3-6	2.0	-	4

Rushing Attempts: 6; Idaho, 8/31/19
Rushing Yards: 107; Idaho, 8/31/19
Rushing Touchdowns: 1; Idaho, 8/31/19
Longest Rush: 81 yards; Idaho, 8/31/19
100-yard Rushing Games: 1; Idaho, 8/31/19

Receptions: 3; Idaho, 8/31/19
Receiving Yards: 6; Idaho, 8/31/19
Longest Reception: 4; Idaho, 8/31/19



PAT FREIERMUTH 87
 Tight End/H-Back | 6-5 | 256
 Sophomore/Sophomore
 Merrimac, Mass./Brooks School
 Major: Division of Undergraduate Studies

» CAREER NOTES & RECORDS

Season: 2018: Caught eight touchdowns, ranking No. 2 among tight ends and tied for No. 10 overall in season receiving touchdowns...Set the program record for most receiving touchdowns by a freshman tight end (8).

Game: Is one of three freshmen (four occasions) in program history to have two touchdown receptions in a game, joining Kyle Brady (vs. Cincinnati, 1991) and Deon Butler (vs. Central Michigan & Wisconsin, 2005).

» 2019

Awards: Named to the preseason Mackey Award Watch List.

Season: Made one start...Has caught a pass in 13-straight games, dating back to the Pitt (9/8/18) game.

Idaho (8/31): Caught a 25-yard pass in the second quarter.


» 2019 GAME-BY-GAME

Receiving (Receptions-Yards-TD)
 IDAHO 1-25-0.

» FREIERMUTH'S CAREER STATISTICS & GAME HIGHS

	Att.-Yds.	Avg.	TD	LG	Rec.-Yds.	Avg.	TD	LG
2018	-	-	-	-	26-368	14.2	8	27
2019	-	-	-	-	1-25	25.0	-	25
CAREER	-	-	-	-	27-393	14.5	8	27

Receptions: 3; Five Times: Last at Rutgers, 11/17/18
Receiving Yards: 51; Michigan, 11/3/18
Receiving Touchdowns: 2; at Rutgers, 11/17/18
Long Reception: 27 yards; Ohio State, 9/29/18



WILL FRIES 71
 Offensive Line | 6-6 | 313
 Senior/Junior
 Cranford, N.J./Cranford
 Major: Economics

» 2019

Season: Made one start this season at right tackle.

Idaho (8/31): Helped the Nittany Lions to gain 673 total yards, their third-most in a game since 1947...Sprung Nittany Lion rushers for 331 yards and seven touchdowns...Did not allow a sack while helping Sean Clifford to throw for 280 yards and two touchdowns and Will Levis to throw for 62 yards and a score...Aided Penn State to earn 35 first downs.



DANIEL GEORGE 11
 Wide Receiver | 6-2 | 220
 Sophomore/Freshman
 Fort Washington, Md./Oxon Hill
 Major: Division of Undergraduate Studies

» CAREER NOTES & RECORDS

Game: Hauled in a 98-yard touchdown pass from Sean Clifford against Kent State (9/15/18) for the longest pass play and longest play from scrimmage in program history...Broke the previous longest pass record of 92 yards yards from Bill Hess to Bob Higgins in 1919...Broke the longest play from scrimmage record, set four different times on 92-yard plays, most recently a 92-yard run by Saquon Barkley vs. Washington in the 2017 Fiesta Bowl...Tied for the longest reception in the FBS in 2018.

» 2019

Season: Appeared in one game.

Idaho (8/31): Hauled in two receptions for 28 yards, including a 20-yard reception.

» 2019 GAME-BY-GAME

Receiving (Receptions-Yards-TD)
 IDAHO 2-28-0.

» GEORGE'S CAREER STATISTICS & GAME HIGHS

	Att.-Yds.	Avg.	TD	LG	Rec.-Yds.	Avg.	TD	LG
2018	-	-	-	-	2-112	56.0	1	95
2019	-	-	-	-	2-28	14.0	-	20
CAREER	-	-	-	-	4-140	35.0	1	95

Receptions: 2; Idaho, 8/31/19
Receiving Yards: 95; Kent State, 9/15/18
Receiving Touchdowns: 1; Kent State, 9/15/18
Long Reception: 95 yards; Kent State, 9/15/18



BLAKE GILLIKIN 93
 Punter/Kicker | 6-2 | 196
 Senior/Senior
 Smyrna, Ga./The Westminster Schools
 Major: Kinesiology

» CAREER NOTES & RECORDS

Career: Ranks No. 1 on Penn State's career punting average charts (43.25 ypp)...Has 37 career punts downed inside the opponent's 10-yard line (seven in 2016, 18 in 2017, 12 in 2018)...Is the only player in program history with six punts of 65 or more yards...Is the only player in PSU history with three 70-plus yard punts in a season or career.

Season: 2018: Set a program record with a 44.0 punting average. **2017:** Ranks No. 5 in program history with a 43.2 punting average. **2016:** Broke the Penn State freshman season punting average record with 42.8 yards per punt, surpassing the record set by Jeremy Kapinos in 2003 (41.9)...Ranks No. 9 on Penn State's single-season punting average chart with a 42.8 average.

Game: Set the Penn State freshman record for punting average in a game with five kicks for an average of 50.8 yards in the Rose Bowl against USC (1/2/17)...Hit a career-long punt of 74 yards against Michigan (11/3), which is tied with Anthony Fera (2010 vs. Iowa) for the fourth-longest punt in program history...Hit a 70-yard punt at Rutgers (11/17), the ninth-longest in program history...His 48.7 punt average at Rutgers is tied with Jeremy Kapinos (vs. Boston College, 2003) for the 11th-best in program history...Averaged 51.2 yards per punt in the Citrus Bowl against Kentucky (1/1), Penn State's fifth-highest game punting average...Hit a 71-yard punt against Kentucky (1/1), which is tied for the seventh-longest punt in program history with Joe Colone at Syracuse in 1946 and John Bruno Jr. vs. Boston College in 1985.

Bowl: Averaged 51.2 yards per punt in the Citrus Bowl vs. Kentucky (1/1/19), which ranks second in Penn State bowl history behind Jeremy Boone's 51.4 average in the 2007 Alamo Bowl...Hit a 71-yard punt in the Citrus Bowl, the longest punt in the program's bowl history, breaking the record of 68 yards by Bob Campbell in the 1967 Gator Bowl.

» 2019

Awards: Named to the preseason Ray Guy Award Watch List...Nominated for the Allstate AFCA Good Works Team...Tabbed for the William V. Campbell Trophy Watch List.

Season: Appeared in one game.

Idaho (8/31): Hit a 32-yard punt, which was fair caught at the Idaho 15.

» GILLIKIN'S CAREER PUNTING STATISTICS & GAME HIGHS

	Punts	Yards	Avg.	I-20	FC	50+	LG	BLK
2016	61	2,611	42.8	22	18	13	69	--
2017	52	2,244	43.2	26	16	14	57	1
2018	64	2,813	44.0	20	13	15	74	2
2019	1	32	32.0	1	1	-	32	1
CAREER	178	7,700	43.3	69	48	42	74	4

Punt Attempts 8; Three Times: Last at Michigan, 11/3/18
Punt Yards 370; at Michigan, 11/3/18
Punt Average 51.2; vs. Kentucky, 1/1/19
Longest Punt 74; at Michigan, 11/3/18
Punts Inside the 20 4; Three Times: Last at Pittsburgh, 9/8/18
Punts Inside the 10 3; Five Times: Last at Pittsburgh, 9/8/18
60+ yard punts 6; Last at Rutgers (67/70), 11/17/18
70+ yard punts 2; Last at Rutgers (70), 11/17/18

NOTE: Has one career rush for -10 yards (at Indiana, 2018)... Has two career tackles (vs. USC, 2016 and at Michigan, 2018).



STEVEN GONZALEZ 74
 Offensive Line | 6-4 | 341
 Graduate Student/Senior
 Union City, N.J./Union City
 Major: Rehabilitation and Human Services

» 2019

Season: Made one start at left guard...One of six players to have earned their degree entering the 2019 season...Graduated with a degree in history in December 2018.

Idaho (8/31): Helped the Nittany Lions to gain 673 total yards, their third-most in a game since 1947...Sprung Nittany Lion rushers for 331 yards and seven touchdowns...Did not allow a sack while helping Sean Clifford to throw for 280 yards and two touchdowns and Will Levis to throw for 62 yards and a score...Aided Penn State to earn 35 first downs.



TRENT GORDON 19
 Cornerback | 5-11 | 184
 Freshman/Freshman
 Spring, Texas/Manvel
 Major: Division of Undergraduate Studies

» 2019

Season: Appeared in one game.

Idaho (8/31): Recorded two tackles and a pass breakup.

» 2019 GAME-BY-GAME

Tackles (Solo-Assisted-Total)
 IDAHO 2-0-2.

» GORDON'S CAREER STATISTICS & GAME HIGHS

	UA-A	TK	FF	FR	I	PBU	SACK	TFL
2018	0-1	1	-	-	-	-	-	-
2019	2-0	2	-	-	-	1	-	-
CAREER	2-1	3	-	-	-	1	-	-

Tackles 2; Idaho, 8/31/19
Pass Breakups 1; Idaho, 8/31/19



YETUR GROSS-MATOS 99
 Defensive End | 6-5 | 264
 Junior/Junior
 Spotsylvania, Va./Chancellor
 Major: Criminology

» CAREER NOTES & RECORDS

Season: 2018: Became the 11th Nittany Lion to record 20 tackles for loss in a season (12th time)...Tied with Bruce Clark (1978), Todd Atkins (1994), LaVar Arrington (1999) and Aaron Maybin (2008) for the eighth-most tackles for loss in a season.

» 2019

Awards: Selected to the preseason Lott Impact Trophy Watch List...Named to the preseason Bednarik Award Watch List...Tabbed on the preseason Bronko Nagurski Award Watch List...Selected for the preseason Big Ten honors list, voted on by conference media members.

Season: Made one start.

Idaho (8/31): Notched 2.5 sacks, while collecting three tackles...Selected as the Coaching Staff's Defensive Player of the Week.

» 2019 GAME-BY-GAME

Tackles (Solo-Assisted-Total)
 IDAHO 2-1-3.

» GROSS-MATOS' CAREER STATISTICS & GAME HIGHS

	UA-A	TK	FF	FR	I	PBU	SACK	TFL
2017	5-12	17	-	1	-	-	1.5-7	2.0-8
2018	36-18	54	2	1	-	-	8.0-58	20.0-88
2019	2-1	3	-	-	-	-	2.5-17	2.5-17
CAREER	43-31	74	2	2	-	-	12.0-82	24.5-113

Tackles 10; at Indiana, 10/20/18
Sacks 2.5; Idaho, 8/31/19
Tackles for Loss 4.0; Iowa, 10/27/18
Forced Fumbles 1; Twice: Last Wisconsin, 11/10/18
Fumble Recoveries 1; Twice: Last Wisconsin, 11/10/18
Games with 2 or more sacks 3; Last Idaho, 8/31/19



KJ HAMLER 1
 Wide Receiver | 5-9 | 176
 Junior/Sophomore
 Pontiac, Mich./IMG Academy (Fla.)
 Major: Journalism

» CAREER NOTES & RECORDS

Career: Ranks No. 7 on the career kickoff return list with a 26.2 average... Passed the 1,500 all-purpose yard mark against Idaho (8/31).

Season: 2018: Broke the Penn State freshman record for all-purpose yards with 1,417, topping the previous mark of 1,237 set by Saquon Barkley in 2015...Sits No. 18 on the program's season all-purpose yards list with 1,417 yards...Totalled 523 kickoff return yards to rank No. 6 in Penn State history...Ranks No. 18 on the program's season kickoff return average list with a 26.2 mark.

Game: Hauled in a 93-yard touchdown pass from Trace McSorley against Ohio State (9/29/18) for the second-longest in program history.

» 2019

Awards: Named to the preseason Maxwell Award Watch List...Selected to the preseason Biletnikoff Award Watch List...Tabbed on the preseason Paul Hornung Award Watch List.

Season: Made one start...Has made at least one catch in all 14 games of his career.

Idaho (8/31): Caught four passes for 115 yards...Connected with Sean Clifford for touchdown receptions of 36- and 21-yards...Caught four passes of 20 or more yards...Added a 16-yard rush and a 25-yard punt return... Earned the Coaching Staff's Offensive Player of the Week award.

» 2019 GAME-BY-GAME

Rushing (Carries-Yards-TD)
 IDAHO 1-16-0.

Receiving (Receptions-Yards-TD)
 IDAHO 4-115-2.

» HAMLER'S CAREER OFFENSIVE STATISTICS & GAME HIGHS

	Att.-Yds.	Avg.	TD	LG	Rec.-Yds.	Avg.	TD	LG
2018	3-33	11.0	1	32	42-754	17.9	5	93
2019	1-16	16.0	-	16	4-115	28.8	2	36
CAREER	4-49	12.3	1	32	46-869	18.9	7	93

Receptions 5; Four Times: Last at Rutgers, 11/17/18
Receiving Yards 138; Ohio State, 9/29/18
Receiving Touchdowns 2; Idaho, 8/31/19
Long Reception 93 yards; Ohio State, 9/29/18
100-yard Receiving Games 2; Last Idaho, 8/31/19

Rushing Attempts 1; Four Times: Last Idaho, 8/31/19
Rushing Yards 32; at Pittsburgh, 9/8/18
Rushing Touchdowns 1; at Pittsburgh, 9/8/18
Longest Rush 32 yards; at Pittsburgh, 9/8/18

» 2019 GAME-BY-GAME

Kick Returns (Returns-Yards-TD-YPR)
 IDAHO 0-0-0-0.0.

Punt Returns (Returns-Yards-TD-YPR)
 IDAHO 4-28-0-7.0.

» HAMLER'S CAREER KICK RETURN STATISTICS & GAME HIGHS

	No.	Yds.	Avg.	TD	LG
2018	20	523	26.2	-	67
2019	-	-	-	-	-
CAREER	20	523	26.2	-	67

Kick Returns 3; Twice: Last Ohio State, 9/29/18
Kick Return Yards 82; Iowa, 10/27/18
Long Kick Return 67 yards; Iowa, 10/27/18

» HAMLER'S CAREER PUNT RETURN STATISTICS & GAME HIGHS

	No.	Yds.	Avg.	TD	LG
2018	13	96	7.4	-	33
2019	4	28	7.0	-	25
CAREER	17	124	7.3	-	33

Punt Returns 4; Idaho, 8/31/19
Punt Return Yards 33; Kent State, 9/15/18
Long Punt Return 33 yards; Kent State, 9/15/18

All-Purpose Yards 195; Ohio State, 9/29/18



FRED HANSARD 53
 Defensive Tackle | 6-3 | 316
 Junior/Sophomore
 Burlington, N.J./The Hun School
 Major: Journalism

» 2019

Season: Appeared in one game.

» 2019 GAME-BY-GAME

Tackles (Solo-Assisted-Total)
 IDAHO 0-0-0.

» HANSARD'S CAREER STATISTICS & GAME HIGHS

	UA-A	TK	FF	FR	I	PBU	SACK	TFL
2018	1-1	2	-	-	-	-	-	0.5-1
2019	-	-	-	-	-	-	-	-
CAREER	1-1	2	-	-	-	-	-	0.5-1

Tackles 1; Twice: Last at Illinois, 9/21/18



DREW HARTLAUB 37
 Safety | 5-11 | 183
 Junior/Sophomore
 Hanover, Pa./South Western
 Major: Security & Risk Analysis

» 2019
Season: Appeared in one game.

» 2019 GAME-BY-GAME
Tackles (Solo-Assisted-Total)
 IDAHO 0-0-0.

» HARTLAUB'S CAREER STATISTICS & GAME HIGHS

	UA-A	TK	FF	FR	I	PBU	SACK	TFL
2018	1-2	3	-	-	-	-	-	-
2019	1-2	3	-	-	-	-	-	-
CAREER	1-2	3	-	-	-	-	-	-

Tackles 1; Three times: Last vs. Kentucky, 1/1/19



AENEAS HAWKINS 27
 Defensive Tackle | 6-2 | 272
 Sophomore/Freshman
 Cincinnati, Ohio/Moeller
 Major: Division of Undergraduate Studies

» 2019
Season: Appeared in one game...One of 20 players to make their collegiate debut this season.



MAC HIPPENHAMMER 12
 Wide Receiver | 5-11 | 182
 Junior/Sophomore
 Fort Wayne, Ind./R. Nelson Snider
 Major: Criminology

» 2019
Season: Appeared in one game...Plays outfield for the Penn State baseball team, hitting .272 in 2019.

Idaho (8/31): Returned two punts for 13 yards.

» 2019 GAME-BY-GAME
Receiving (Receptions-Yards-TD)
 IDAHO 0-0-0.

» HIPPENHAMMER'S CAREER STATISTICS & GAME HIGHS

	Att.-Yds.	Avg.	TD	LG	Rec.-Yds.	Avg.	TD	LG
2018	-	-	-	-	6-103	17.2	1	44
2019	-	-	-	-	-	-	-	-
CAREER	-	-	-	-	6-103	17.2	1	44

Receptions 3; Michigan State, 10/13/18
Receiving Yards 44; at Illinois, 9/21/18
Receiving Touchdowns 1; at Pittsburgh, 9/8/18
Long Reception 44 yards; at Illinois, 9/21/18

» 2019 GAME-BY-GAME
Punt Returns (Returns-Yards-TD-YPR)
 IDAHO 2-13-0-6.5.

» HIPPENHAMMER'S CAREER PUNT RETURN STATISTICS & GAME HIGHS

	No.	Yds.	Avg.	TD	LG
2018	-	-	-	-	-
2019	2	13	6.5	-	7
CAREER	2	13	6.5	-	7

Punt Returns 2; Idaho, 8/31/19
Punt Return Yards 13; Idaho, 8/31/19
Long Punt Return 7 yards; Idaho, 8/31/19



DES HOLMES 75
 Offensive Line | 6-5 | 315
 Junior/Sophomore
 Norristown, Pa./Cardinal O'Hara
 Major: Journalism

» 2019
Season: Appeared in one game.



ADISA ISAAC 20
 Defensive End | 6-4 | 241
 Freshman/Freshman
 Brooklyn, N.Y./Canarsie
 Major: Division of Undergraduate Studies

» 2019
Season: Appeared in one game...One of 20 players to make their collegiate debut...One of 10 true freshmen to play.

Idaho (8/31): Made three stops, including one solo...Assisted on a tackle for loss.

» 2019 GAME-BY-GAME
Tackles (Solo-Assisted-Total)
 IDAHO 1-2-3.

» ISAAC'S CAREER STATISTICS & GAME HIGHS

	UA-A	TK	FF	FR	I	PBU	SACK	TFL
2019	1-2	3	-	-	-	-	-	0.5-1
CAREER	1-2	3	-	-	-	-	-	0.5-1

Tackles 3; Idaho, 8/31/19
Tackles For Loss 0.5; Idaho, 8/31/19



JAN JOHNSON 36
 Linebacker | 6-2 | 231
 Graduate Student/Senior
 Mohnton, Pa./Governor Mifflin
 Major: Health Policy and Administration (3rd degree)

» 2019
Season: Made one start...One of five players to have earned their degree entering the 2019 season...Graduated with his degree in psychology in August 2018...Graduated with his master's degree in management and organizational leadership in May 2019...Earned a scholarship on October 18, 2018.

Idaho (8/31): Registered two tackles.

» 2019 GAME-BY-GAME
Tackles (Solo-Assisted-Total)
 IDAHO 1-1-2.

» JA. JOHNSON'S CAREER STATISTICS & GAME HIGHS

	UA-A	TK	FF	FR	I	PBU	SACK	TFL
2016	1-1	2	-	-	-	-	-	-
2017	6-6	12	-	-	-	-	-	1.0-1
2018	42-30	72	-	-	1	1	0.5-1	1.5-4
2019	1-1	2	-	-	-	-	-	-
CAREER	50-38	88	-	-	1	1	0.5-1	2.5-5

Tackles 11; Appalachian State, 9/1/18
Tackles for Loss 1.0; Twice: Last at Michigan, 11/3/18
Sacks 0.5; at Pittsburgh, 9/8/18
Interceptions 1; at Illinois, 9/21/18
Pass Breakups 1; at Michigan, 11/3/18

Note: Has one career kickoff return for 7 yards (Nebraska, 2018).



DANIEL JOSEPH 49
 Defensive End | 6-3 | 260
 Senior/Junior
 Brampton, Ont./Lake Forest Academy (Ill.)
 Major: Labor & Employment Relations

» 2019
Season: Appeared in one game.

Idaho (8/31): Recorded two tackles, including a solo sack.

» 2019 GAME-BY-GAME
Tackles (Solo-Assisted-Total)
 IDAHO 1-1-2.

» JOSEPH'S CAREER STATISTICS & GAME HIGHS

	UA-A	TK	FF	FR	I	PBU	SACK	TFL
2017	5-5	10	1	-	-	-	2.5-9	2.5-9
2018	4-8	12	-	1	-	1	1.0-9	1.0-9
2019	1-1	2	-	-	-	-	1.0-2	1.0-2
CAREER	10-14	24	1	1	-	1	4.5-20	4.5-20

Tackles 4; Twice: Last at Pittsburgh, 9/8/18
Tackles for Loss 2.0; Georgia State, 9/16/17
Sacks 1.0; Three Times: Last Idaho, 8/31/19
Forced Fumbles 1; Georgia State, 9/16/17
Fumble Recoveries 1; at Rutgers, 11/17/18
Pass Breakups 1; Kent State, 9/15/18



CHARLIE KATSHIR 45
 Linebacker | 6-3 | 229
 Sophomore/Freshman
 Camp Hill, Pa./Cumberland Valley
 Major: Division of Undergraduate Studies

» 2019
Season: Appeared in one game...One of 20 players to make their collegiate debut.



HUNTER KELLY 68
 Offensive Line/Defensive Line | 6-2 | 309
 Senior/Junior
 Langhorne, Pa./Neshaminy
 Major: Journalism

» 2019
Season: Appeared in one game.



ZACK KUNTZ 82
 Tight End/H-Back | 6-7 | 243
 Sophomore/Freshman
 Camp Hill, Pa./Camp Hill
 Major: Division of Undergraduate Studies

» 2019
Season: Appeared in one game.

Idaho (8/31): Made an 8-yard grab.

» 2019 GAME-BY-GAME
Receiving (Receptions-Yards-TD)
 IDAHO 1-8-0.

» KUNTZ'S CAREER OFFENSIVE STATISTICS & GAME HIGHS

	Att.-Yds.	Avg.	TD	LG	Rec.-Yds.	Avg.	TD	LG
2018	-	-	-	-	1-8	8.0	-	8
2019	-	-	-	-	1-8	8.0	-	8
CAREER	-	-	-	-	2-16	8.0	-	8

Receptions 1; Twice: Last Idaho, 8/31/19
Receiving Yards 8; Twice: Last Idaho, 8/31/19
Longest Reception 8 yards; Twice: Last Idaho, 8/31/19



WILL LEVIS 7
 Quarterback | 6-3 | 229
 Sophomore/Freshman
 Madison, Conn./Xavier
 Major: Division of Undergraduate Studies

» 2019
Season: Appeared in one game...One of 20 players to make their collegiate debut.

Idaho (8/31): Threw for 62 yards, completing 11-of-14 passes... Completed a 4-yard touchdown pass to Brenton Strange...Rushed for 21 yards on five carries.

» 2019 GAME-BY-GAME
Passing (Comp-Att-Yds-TD-INT)
 IDAHO 11-14-62-1-0.
Rushing (Carries-Yards-TD)
 IDAHO 5-21-0.

» LEVIS' CAREER PASSING STATISTICS & GAME HIGHS

	C-A	Yds.	%	TD-INT	YPG	LG
2018				Redshirted		
2019	11-14	62	78.9	1-0	62.0	11
CAREER	11-14	62	78.9	1-0	62.0	11

Pass Completions11; Idaho, 8/31/19
Pass Attempts14; Idaho, 8/31/19
Passing Yards62; Idaho, 8/31/19
Passing Touchdowns1; Idaho, 8/31/19
Long Pass11; Idaho, 8/31/19

» LEVIS' CAREER RUSHING STATISTICS & GAME HIGHS

	Att.-Yds.	Avg.	TD	LG	Rec.-Yds.	Avg.	TD	LG
2018					Redshirted			
2019	5-21	4.2	-	12	-	-	-	-
CAREER	5-21	4.2	-	12	-	-	-	-

Rushing Attempts5; Idaho, 8/31/19
Rushing Yards21; Idaho, 8/31/19
Longest Rush12; Idaho, 8/31/19



JESSE LUKETA 40
 Linebacker | 6-3 | 247
 Sophomore/Sophomore
 Ottawa, Ont./Mercyhurst Prep (Pa.)
 Major: Criminology

» 2019
Season: Made one start...One of nine Nittany Lions to make their first career start.


Idaho (8/31): Collected three tackles, including one solo...Assisted on a tackle for loss...Broke up a pass.

» 2019 GAME-BY-GAME
Tackles (Solo-Assisted-Total)
 IDAHO 1-2-3.

» LUKETA'S CAREER STATISTICS & GAME HIGHS

	UA-A	TK	FF	FR	I	PBU	SACK	TFL
2018	5-2	7	-	-	-	-	-	-
2019	1-2	3	-	-	-	1	-	0.5-1
CAREER	6-4	10	-	-	-	1	-	0.5-1

Tackles3; Twice: Last Idaho, 8/31/19




ISAAC LUTZ 85
 Wide Receiver | 5-11 | 193
 Senior/Junior
 Reading, Pa./Berks Catholic
 Major: Accounting

» 2019
Season: Appeared in one game.

» LUTZ'S CAREER STATISTICS & GAME HIGHS

	UA-A	TK	FF	FR	I	PBU	SACK	TFL
2017	-	-	-	-	-	-	-	-
2018	0-2	2	-	-	-	-	-	-
2019	-	-	-	-	-	-	-	-
CAREER	0-2	2	-	-	-	-	-	-

Tackles2; Kent State, 9/15/18



COLTON MAXWELL 89
 Wide Receiver | 6-0 | 194
 Senior/Junior
 Northampton, Pa./Northampton
 Major: Economics

» 2019
Season: Appeared in one game...One of 20 players to make their collegiate debut.



MICHAL MENET 62
 Offensive Line | 6-4 | 313
 Senior/Junior
 Birdsboro, Pa./Exeter Township Senior
 Major: Psychology

» 2019
Awards: Named to the preseason Rimington Trophy Watch List.

Season: Made one start at center.

Idaho (8/31): Helped the Nittany Lions to gain 673 total yards, their third-most in a game since 1947...Sprung Nittany Lion rushers for 331 yards and seven touchdowns...Did not allow a sack while helping Sean Clifford to throw for 280 yards and two touchdowns and Will Lewis to throw for 62 yards and a score...Aided Penn State to earn 35 first downs.



MIKE MIRANDA 73
 Offensive Line | 6-3 | 295
 Junior/Sophomore
 Stow, Ohio/Stow-Munroe Falls
 Major: Telecommunications

» 2019
Season: Appeared in one game.

Idaho (8/31): Saw playing time on offense and special teams...Helped the Nittany Lions to gain 673 total yards, their third-most in a game since 1947...Sprung Nittany Lion rushers for 331 yards and seven touchdowns... Did not allow a sack while helping Sean Clifford to throw for 280 yards and two touchdowns and Will Lewis to throw for 62 yards and a score...Aided Penn State to earn 35 first downs...Named the Coaching Staff's Offensive Player of the Week.



PJ MUSTIPHER 97
 Defensive Tackle | 6-4 | 311
 Sophomore/Sophomore
 Owings Mills, Md./McDonogh School
 Major: Division of Undergraduate Studies

» 2019
Season: Appeared in one game.

Idaho (8/31): Made a team-high four stops, including two solo tackles.

» 2019 GAME-BY-GAME
Tackles (Solo-Assisted-Total)
 IDAHO 2-2-4.

» MUSTIPHER'S CAREER STATISTICS & GAME HIGHS

	UA-A	TK	FF	FR	I	PBU	SACK	TFL
2018	7-7	14	1	-	-	-	-	1.0-3
2019	2-2	4	-	-	-	-	-	-
CAREER	9-9	18	1	-	-	-	-	1.0-3

Tackles4; Idaho, 8/31/19
Tackles for Loss1.0; Maryland, 11/24/18
Forced Fumbles1; at Indiana, 10/20/18



JUSTIN NEFF 35
 Safety | 6-1 | 195
 Junior/Sophomore
 Mill Hall, Pa./Central Mountain
 Major: Criminology

» 2019
Season: Appeared in one game...One of 20 players to make their collegiate debut.

Idaho (8/31): Recorded two tackles, including one solo...Named the Coaching Staff's Scout Team Defensive Player of the Week.

» 2019 GAME-BY-GAME
Tackles (Solo-Assisted-Total)
 IDAHO 1-1-2.

» NEFF'S CAREER STATISTICS & GAME HIGHS

	UA-A	TK	FF	FR	I	PBU	SACK	TFL
2018	-	-	-	-	-	-	-	-
2019	1-1	2	-	-	-	-	-	-
CAREER	1-1	2	-	-	-	-	-	-

Tackles2; Idaho, 8/31/19



JAYSON OWEH 28
 Defensive End | 6-5 | 255
 Sophomore/Freshman
 Howell, N.J./Blair Academy
 Major: Division of Undergraduate Studies

» 2019
Season: Appeared in one game.

Idaho (8/31): Secured two tackles, including a solo sack.

» 2019 GAME-BY-GAME
Tackles (Solo-Assisted-Total)
 IDAHO 1-1-2.

» OWEH'S CAREER STATISTICS & GAME HIGHS

	UA-A	TK	FF	FR	I	PBU	SACK	TFL
2018	4-0	4	-	-	-	-	2.0-11	2.0-11
2019	1-1	2	-	-	-	-	1.0-16	1.0-16
CAREER	5-1	6	-	-	-	-	3.0-27	3.0-27

Tackles3; Kent State, 9/15/18
Sacks2.0; Kent State, 9/15/18
Tackles for Loss2.0; Kent State, 9/15/18



MICAH PARSONS 11
 Linebacker | 6-3 | 245
 Sophomore/Sophomore
 Harrisburg, Pa./Harrisburg
 Major: Criminology

» 2019
Awards: Selected to the Butkus Award Preseason Watch List...Named to the preseason Bednarik Award Watch List...Tabbed on the preseason Bronko Nagurski Trophy Watch List.

Season: Made one start.

Idaho (8/31): Recorded a solo tackle.

» 2019 GAME-BY-GAME
Tackles (Solo-Assisted-Total)
 IDAHO 1-0-1.

» PARSONS' CAREER STATISTICS & GAME HIGHS

	UA-A	TK	FF	FR	I	PBU	SACK	TFL
2018	48-35	84	2	-	-	-	1.5-12	5.0-22
2019	1-0	1	-	-	-	-	-	-
CAREER	49-35	85	2	-	-	-	1.5-12	5.0-22

Tackles14; vs. Kentucky, 1/1/19
Sacks1.0; at Rutgers, 11/17/18
Tackles for Loss2.0; at Rutgers, 11/17/18
Forced Fumbles1; Twice: Last vs. Kentucky, 1/1/19



JAKE PINEGAR 92

Kicker | 6-2 | 195
Sophomore/Sophomore
Ankeny, Iowa/Ankeny Centennial
Major: Division of Undergraduate Studies

» CAREER NOTES & RECORDS

Career: Is tied for No. 13 on the career extra points made list with 63...Ranks No. 8 in extra point percentage (.969)...Sits No. 15 on the career field goals made list with 18.

Season: 2018: Became the first Nittany Lion freshman and 13th player overall (15th occasion) to score 100 points in a season...Broke the Penn State freshman scoring record with 101 points, topping the previous mark of 99 by Kevin Kelly in 2005...Sits No. 6 in extra points made in a season with 53...Ranks No. 14 in a season with 101 points.

Game: Tied the Penn State record for extra points and extra point attempts in a game with 10 against Idaho (8/31/19)...Equalled the mark sets by Charles Atherton vs. Gettysburg (1894) and Travis Forney vs. Akron (1999).

» 2019

Season: Appeared in one game.

Idaho (8/31): Hit two field goals, connecting from 28 and 38 yards...Converted all 10 extra point attempts...Tied the Penn State record for extra points and extra point attempts in a game with 10 against Idaho (8/31)...Equalled the mark sets by Charles Atherton vs. Gettysburg (1894) and Travis Forney vs. Akron (1999).

» PINEGAR'S CAREER SCORING STATISTICS & GAME HIGHS

	FGM-A	%	0-19	20-29	30-39	40-49	50+	LG	XP	PTS
2018	16-24	66.6	1-1	5-5	5-7	5-11	-	49	53-55	101
2019	2-2	100.0	-	1-1	1-1	-	-	38	10-10	16
CAREER	18-26	69.2	1-1	6-6	6-8	5-11	-	49	63-65	117

Points Scored16; Idaho, 8/31/19
PATs Made10; Idaho, 8/31/19
PATs Attempted10; Idaho, 8/31/19
Field Goals Made3; Twice: Last Wisconsin, 11/10/18
Field Goals Attempted5; Wisconsin, 11/10/18
Longest Field Goal49 yards; Twice: Last Wisconsin, 11/10/18

» PINEGAR'S CAREER KICKOFF STATISTICS & GAME HIGHS

	KO	Yds.	Avg.	TB	OB
2018	3	184	61.3	0	0
2019	-	-	-	-	-
CAREER	3	184	61.3	0	0

Kickoffs3; Maryland, 11/24/18
Kickoff Yards184; Maryland, 11/24/18
Kickoff Average61.3; Maryland, 11/24/18

NOTE: Has one career tackle (vs. Maryland, 2018).



JOEY PORTER JR. 9

Cornerback | 6-2 | 180
Freshman/Freshman
Bakersfield, Calif./North Allegheny (Pa.)
Major: Division of Undergraduate Studies

» 2019

Season: Appeared in one game...One of 20 players to make their collegiate debut...One of 10 true freshmen to play.



EVAN PRESTA 58

Defensive Tackle | 6-3 | 288
Junior/Sophomore
Erie, Pa./Cathedral Prep
Major: Economics

» 2019

Season: Appeared in one game.

Idaho (8/31): Tabbed as the Coaching Staff's Scout Team Defensive Player of the Week.



JOHN REID 29

Cornerback | 5-10 | 181
Fifth-Year/Senior
Mount Laurel, N.J./St. Joseph's Prep (Pa.)
Major: Data Sciences

» 2019

Season: Made one start this season.

Idaho (8/31): Made two solo stops...Picked off a pass in the third quarter and returned it 25 yards to setup a Penn State touchdown...Recorded his first full sack of his career in the first quarter...Tabbed as the Coaching Staff's Defensive Player of the Week.

» 2019 GAME-BY-GAME

Tackles (Solo-Assisted-Total)
IDAHO 2-0-2.

» REID'S CAREER STATISTICS & GAME HIGHS

	UA-A	TK	FF	FR	I	PBU	SACK	TFL
2015	18-11	29	1	1	2	5	-	1.0-2
2016	23-13	36	-	1	1	9	0.5-3	5.0-19
2017								DNP - Injury
2018	17-7	24	-	-	2	8	-	1.0-2
2019	2-0	2	-	-	1	-	1.0-16	1.0-16
CAREER	60-31	91	1	2	6	22	1.5-19	8.0-39

Tackles8; at Indiana, 10/20/18
Sacks1.0; Idaho, 8/31/19
Tackles for Loss2.0; at Rutgers, 11/19/16
Forced Fumbles1; vs. Maryland, 10/24/15
Fumble Recoveries1; Twice: Last at Pittsburgh, 9/10/16
Interceptions1; Six Times: Last Idaho, 8/31/19
Long Interception Return44 yards; Twice: Last Iowa, 10/27/18
Pass Breakups3; Iowa, 10/27/18

NOTE: Owns 22 career punt returns for 166 yards (7.5 ypr), all coming in 20.



ANTONIO SHELTON 55

Defensive Tackle | 6-2 | 311
Senior/Junior
Westerville, Ohio/Westerville-North
Major: Journalism

» 2019

Season: Made one start.

Idaho (8/31): Registered a solo tackle for loss.

» 2019 GAME-BY-GAME

Tackles (Solo-Assisted-Total)
IDAHO 1-0-1.

» SHELTON'S CAREER STATISTICS & GAME HIGHS

	UA-A	TK	FF	FR	I	PBU	SACK	TFL
2017	1-5	6	-	-	-	-	1.0-4	2.5-7
2018	5-9	14	-	-	-	-	1.0-1	1.5-2
2019	1-0	1	-	-	-	-	-	1.0-4
CAREER	7-14	21	-	-	-	-	2.0-5	5.0-13

Tackles2; Five Times: Last at Rutgers, 11/17/18
Tackles for Loss1.0; Three Times: Last Idaho, 8/31/19
Sacks1.0; at Rutgers, 11/17/18



JUSTIN SHORTER 6

Wide Receiver | 6-4 | 235
Sophomore/Freshman
Monmouth Junction, N.J./South Brunswick
Major: Division of Undergraduate Studies

» 2019

Season: Made one start...One of nine Nittany Lions to make their first career start.

Idaho (8/31): Hauled in three catches for 36 yards...Made a key block down field to spring Devyn Ford on an 81-yard touchdown run.

» 2019 GAME-BY-GAME

Receiving (Receptions-Yards-TD)
IDAHO 3-36-0.

» SHORTER'S CAREER OFFENSIVE STATISTICS & GAME HIGHS

SEASON	Att.-Yds.	Avg.	TD	LG	Rec.-Yds.	Avg.	TD	LG
2018	1-9	9.0	-	9	3-20	6.6	-	12
2019	-	-	-	-	3-36	12.0	-	17
CAREER	1-9	9.0	-	9	6-56	9.3	-	17

Receptions3; Idaho, 8/31/19
Receiving Yards36; Idaho, 8/31/19
Longest Reception17 yards; Idaho, 8/31/19

Rushing Attempts1; at Rutgers, 11/17/18
Rushing Yards9; at Rutgers, 11/17/18
Longest Rush9 yards; at Rutgers, 11/17/18



MICHAEL SHUSTER 15

Quarterback | 6-2 | 210
Senior/Junior
Camp Hill, Pa./Camp Hill
Major: Finance

» 2019

Season: Appeared in one game.

Idaho (8/31): Earned playing time in the fourth quarter, leading a 7-play, 54-yard scoring drive.



SHANE SIMMONS 34

Defensive End | 6-3 | 259
Senior/Junior
Laurel, Md./DeMatha
Major: Communication Arts & Sciences

» 2019

Season: Appeared in one game.

Idaho (8/31): Assisted on two tackles.

» 2019 GAME-BY-GAME

Tackles (Solo-Assisted-Total)
IDAHO 0-2-2.

» SIMMONS' CAREER STATISTICS & GAME HIGHS

	UA-A	TK	FF	FR	I	PBU	SACK	TFL
2017	8-7	15	-	-	-	-	1.0-1	4.5-13
2018	4-5	9	-	-	-	-	-	-
2019	0-2	2	-	-	-	-	-	-
CAREER	12-14	26	-	-	-	-	1.0-1	4.5-13

Tackles4; at Northwestern, 10/7/17
Tackles for Loss1.0; Three Times: Last Rutgers, 11/11/17
Sacks1.0; at Michigan State, 11/4/17



RICKY SLADE 3

Running Back | 5-9 | 198
Sophomore/Sophomore
Woodbridge, Va./C.D. Hylton
Major: Division of Undergraduate Studies

» 2019

Season: Made one start...One of nine Nittany Lions to make their first career start.

Idaho (8/31): Rushed for 9 yards on five carries...Scored on a 1-yard run in the first quarter...Added a 26-yard catch.

» 2019 GAME-BY-GAME

Rushing (Carries-Yards-TD)
IDAHO 5-9-1.

Receiving (Receptions-Yards-TD)
IDAHO 1-26-0.

» SLADE'S CAREER STATISTICS & GAME HIGHS

	Att.-Yds.	Avg.	TD	LG	Rec.-Yds.	Avg.	TD	LG
2018	45-257	5.7	6	61	1-12	12.0	-	12
2019	5-9	1.8	1	5	1-26	26.0	-	26
CAREER	50-266	5.3	7	61	2-38	19.0	-	26

Rushing Attempts10; at Illinois, 9/21/18
 Rushing Yards94; at Illinois, 9/21/18
 Rushing Touchdowns 2; Twice: Last Maryland, 11/24/18
 Longest Touch61 yards; at Illinois, 9/21/18
 2 or More Rushing Touchdowns 2 games; Last: Maryland (2), 11/24/18

Receptions 1; Twice: Last Idaho, 8/31/19
 Receiving Yards26; Idaho, 8/31/19
 Longest Reception 26 yards; Idaho, 8/31/19



BRANDON SMITH 12
 Linebacker | 6-3 | 240
 Freshman/Freshman
 Louisa, Va./Louisa County
 Major: Division of Undergraduate Studies

» 2019
 Season: Appeared in one game...One of 20 players to make their collegiate debut...One of 10 true freshmen to play.

Idaho (8/31): Recorded three solo stops, including a tackle for loss.

» 2019 GAME-BY-GAME

Tackles (Solo-Assisted-Total)
 IDAHO 3-0-3.

» SMITH'S CAREER STATISTICS & GAME HIGHS

	UA-A	TK	FF	FR	I	PBU	SACK	TFL
2019	3-0	3	-	-	-	-	-	1.0-2
CAREER	3-0	3	-	-	-	-	-	1.0-2

Tackles3; Idaho, 8/31/19
 Tackles For Loss 1.0; Idaho, 8/31/19



CHRIS STOLL 91
 Long Snapper | 6-2 | 245
 Junior/Sophomore
 Westerville, Ohio/St. Francis DeSales
 Major: Kinesiology

» 2019
 Season: Appeared in one game...One of nine Nittany Lions to make their first career start...One of 20 players to make their collegiate debut.

Idaho (8/31): Helped Jake Pinegar to hit two field goals and 10 extra point attempts, tying a Nittany Lion record for extra points and extra point attempts.



JORDAN STOUT 98
 Kicker/Punter | 6-3 | 205
 Junior/Sophomore
 Cedar Bluff, Va./Honaker/Virginia Tech
 Major: Telecommunications

» RECORDS

Game: Crushed 12 touchbacks on kickoffs against Idaho (8/31/19), the most by a Nittany Lion since the kickoff spot was moved to the 35-yard line in 2011.

» 2019
 Season: Appeared in one game...One of 23 players to make their Penn State debut...Transferred from Virginia Tech.

Game: Hit a 53-yard field goal against Idaho (8/31), Penn State's longest since Sam Ficken hit a 54-yarder vs. Kent State in 2013...Booted 12 touchbacks on kickoffs, the most at Penn State since the kickoff spot was moved to the 35-yard line in 2011.

Idaho (8/31): Converted a 53-yard field goal in the first quarter, the sixth-longest in Penn State history and the program's longest since Sam Ficken connected on a 54-yard kick vs. Kent State in 2013...Crushed 12 touchbacks on kickoffs, the most by a Nittany Lion since 2011...Selected as the Coaching Staff's Special Teams Player of the Week.

» STOUT'S CAREER KICKOFF STATISTICS & GAME HIGHS

	KO	Yds.	Avg.	TB	OB
2018*	71	4,565	64.3	60	2
2019	13	820	63.1	12	-
CAREER	84	5,385	64.1	73	2

Kickoffs13; Idaho, 8/31/19
 Kickoff Yards820; Idaho, 8/31/19
 Kickoff Average 65.0; Seven Times, Last: Miami (Fla.); 11/17/18*
 Touchbacks12; Idaho, 8/31/19
 *At Virginia Tech (2017-18).



BRENTON STRANGE 86
 Tight End/H-Back | 6-3 | 233
 Freshman/Freshman
 Parkersburg, W.Va./Parkersburg
 Major: Division of Undergraduate Studies

» 2019
 Season: Appeared in one game...One of 20 players to make their collegiate debut...One of 10 true freshmen to play.

Idaho (8/31): Caught a 4-yard touchdown pass from Will Levis in the fourth quarter.


» 2019 GAME-BY-GAME

Receiving (Receptions-Yards-TD)
 IDAHO 1-4-1.

» STRANGE'S CAREER STATISTICS & GAME HIGHS

	Att.-Yds.	Avg.	TD	LG	Rec.-Yds.	Avg.	TD	LG
2019	-	-	-	-	1-4	4.0	1	4
CAREER	-	-	-	-	1-4	4.0	1	4

Receptions1; Idaho, 8/31/19
 Receiving Yards4; Idaho, 8/31/19
 Receiving Touchdowns1; Idaho, 8/31/19
 Long Reception4; Idaho, 8/31/19



CAM SULLIVAN-BROWN 81
 Wide Receiver | 6-0 | 194
 Junior/Sophomore
 Bowie, Md./Saint Vincent Pallotti
 Major: Journalism

» 2019
 Season: Appeared in one game.
 Idaho (8/31): Hauled in two catches for 13 yards.


» 2019 GAME-BY-GAME

Receiving (Receptions-Yards-TD)
 IDAHO 2-13-0.

» SULLIVAN-BROWN'S CAREER STATISTICS & GAME HIGHS

SEASON	Att.-Yds.	Avg.	TD	LG	Rec.-Yds.	Avg.	TD	LG
2018	-	-	-	-	4-49	12.3	-	22
2019	-	-	-	-	2-13	6.5	-	14
CAREER	-	-	-	-	6-62	10.3	-	22

Receptions 2; Twice: Last Idaho, 8/31/19
 Receiving Yards33; at Indiana, 10/20/18
 Longest Reception 22 yards; at Indiana, 10/20/18



JONATHAN SUTHERLAND 26
 Safety | 5-11 | 201
 Junior/Sophomore
 Ottawa, Ont./Episcopal (Va.)
 Major: Labor and Employment Relations

» 2019
 Season: Appeared in one game.

Idaho (8/31): Collected three tackles, including two solo...Added a pass breakup...Blocked two punts in the second quarter, recording Penn State's first blocked punt since Juwan Johnson against Rutgers in 2016...Tabbed as the Coaching Staff's Special Teams Player of the Week.

» 2019 GAME-BY-GAME

Tackles (Solo-Assisted-Total)
 IDAHO 2-1-3.

» SUTHERLAND'S CAREER STATISTICS & GAME HIGHS

	UA-A	TK	FF	FR	I	PBU	SACK	TFL
2018	25-14	39	1	-	-	1	-	2.0-4
2019	2-1	3	-	-	-	1	-	-
CAREER	27-15	42	1	-	-	2	-	2.0-4

Tackles8; at Illinois, 9/21/18
 Tackles For Loss 1.0; Twice: Last at Illinois, 9/21/18
 Forced Fumbles 1; at Indiana, 10/20/18
 Pass Breakups1; Twice: Last Idaho, 8/31/19
 Note: Blocked two punts against Idaho (8/31/19).



GARRETT TAYLOR 17
 Safety | 6-0 | 198
 Graduate Student/Senior
 Richmond, Va./Saint Christopher's
 Major: Telecommunications (2nd degree)

» 2019
 Season: Made one start...One of five Nittany Lions to have earned their degree entering the 2019 season...Graduated with a degree in advertising & public relations in December 2018.

Idaho (8/31): Assisted on a tackle and broke up a pass.

» 2019 GAME-BY-GAME

Tackles (Solo-Assisted-Total)
 IDAHO 0-1-1.

» TAYLOR'S CAREER STATISTICS & GAME HIGHS

	UA-A	TK	FF	FR	I	PBU	SACK	TFL
2016	1-1	2	-	-	-	1	-	-
2017	6-6	12	-	1	-	1	-	-
2018	45-26	71	1	1	3	7	-	2.5-13
2019	0-1	1	-	-	-	1	-	-
CAREER	52-34	86	1	2	3	10	-	2.5-13

Tackles10; vs. Kentucky, 1/1/19
 Tackles For Loss 1.5; at Illinois, 9/21/18
 Forced Fumbles 1; Michigan State, 10/13/18
 Fumble Recoveries 1; Twice: Last at Indiana, 10/20/18
 Interceptions 1; Three Times: Last at Rutgers, 11/17/18
 Longest Interception Return 45 yards; Ohio State, 9/29/18
 Pass Breakups 5; Michigan State, 10/13/18



C.J. THORPE 69
 Offensive Line | 6-3 | 322
 Junior/Sophomore
 Glenshaw, Pa./Central Catholic
 Major: Philosophy

» 2019
 Season: Made one start at right guard...One of nine Nittany Lions to make their first career start.

Idaho (8/31): Helped the Nittany Lions to gain 673 total yards, their third-most in a game since 1947...Sprung Nittany Lion rushers for 331 yards and seven touchdowns...Did not allow a sack while helping Sean Clifford to throw for 280 yards and two touchdowns and Will Levis to throw for 62 yards and a score...Aided Penn State to earn 35 first downs.



SHAKA TONEY 18
 Defensive End | 6-3 | 243
 Senior/Junior
 Philadelphia, Pa./Imhotep Charter
 Major: Rehabilitation and Human Services

» CAREER NOTES AND RECORDS

Game: Tied the Penn State game record with four sacks at Indiana (10/20/18)...Equaled the PSU game record set by three others (Terry Killens vs. Indiana, 1995; Jimmy Kennedy at Wisconsin, 2012; Tamba Hali vs. Wisconsin, 2005).

» 2019

Season: Made one start...One of nine Nittany Lions to make their first career start.

Idaho (8/31): Registered a solo sack.

» 2019 GAME-BY-GAME

Tackles (Solo-Assisted-Total)
 IDAHO 0-0-0.

» TONEY'S CAREER STATISTICS & GAME HIGHS

	UA-A	TK	FF	FR	I	PBU	SACK	TFL
2017	8-12	20	2	-	-	-	4.0-31	6.5-39
2018	16-7	23	1	-	-	2	5.0-40	7.5-47
2019	1-0	1	-	-	-	-	1.0-6	1.0-6
CAREER	25-19	44	3	-	-	2	10.0-77	15.0-92

Tackles6; at Indiana, 10/20/18
Tackles for Loss4.0; at Indiana, 10/20/18
Sacks4.0; at Indiana, 10/10/18
Forced Fumble1; Three Times: Last at Indiana, 10/20/18
Pass Breakups1; Twice: Last Maryland, 11/24/18



DAN VASEY 98
 Long Snapper/Defensive Line | 6-4 | 252
 Junior/Sophomore
 Lackawaxen, Pa./Wallenpaupack
 Major: Kinesiology

» 2019

Season: Appeared in one game...One of 20 players to make their collegiate debut.



LAMONT WADE 38
 Safety | 5-9 | 199
 Junior/Junior
 Clairton, Pa./Clairton
 Major: Recreation, Park & Tourism Management

» 2019

Season: Made one start...One of nine Nittany Lions to make their first career start.

Idaho (8/31): Led the team with four tackles, including three solo stops.

» 2019 GAME-BY-GAME

Tackles (Solo-Assisted-Total)
 IDAHO 3-1-4.

» WADE'S CAREER STATISTICS & GAME HIGHS

	UA-A	TK	FF	FR	I	PBU	SACK	TFL
2017	14-17	31	1	-	-	3	-	-
2018	12-6	18	-	-	-	-	1.0-7	2.0-9
2019	3-1	4	-	-	-	-	-	-
CAREER	29-24	53	1	-	-	3	1.0-7	2.0-9

Tackles5; Twice: Last Nebraska, 11/18/17
Tackles for Loss2.0; Kent State, 9/15/18
Sacks1.0; Kent State, 9/15/18
Forced Fumbles1; Rutgers, 11/11/17
Pass Breakups1; Three Times: Last Nebraska, 11/18/17



RASHEED WALKER 53
 Offensive Line | 6-6 | 324
 Sophomore/Freshman
 Waldorf, Md./North Point
 Major: Division of Undergraduate Studies

» 2019

Season: Made one start at left tackle...One of nine Nittany Lions to make their first career start...One of 20 players to make their collegiate debut.


Idaho (8/31): Helped the Nittany Lions to gain 673 total yards, their third-most in a game since 1947...Sprung Nittany Lion rushers for 331 yards and seven touchdowns...Did not allow a sack while helping Sean Clifford to throw for 280 yards and two touchdowns and Will Lewis to throw for 62 yards and a score...Aided Penn State to earn 35 first downs.



CAEDAN WALLACE 79
 Offensive Line | 6-5 | 333
 Freshman/Freshman
 Robbinsville, N.J./The Hun School
 Major: Division of Undergraduate Studies

» 2019

Season: Appeared in one game...One of 20 players to make their collegiate debut...One of 10 true freshmen to play.



JUSTIN WELLER 80
 Wide Receiver | 6-0 | 190
 Junior/Sophomore
 Sinking Spring, Pa./Wilson
 Major: Finance

» 2019

Season: Appeared in one game.

Idaho (8/31): Caught a 10-yard pass...Selected as the Coaching Staff's Scout Team Offensive Player of the Week.


» 2019 GAME-BY-GAME

Receiving (Receptions-Yards-TD)
 IDAHO 1-10-0.

» WELLER'S CAREER STATISTICS & GAME HIGHS

	Att.-Yds.	Avg.	TD	LG	Rec.-Yds.	Avg.	TD	LG
2017	-	-	-	-	-	-	-	-
2018	-	-	-	-	-	-	-	-
2019	-	-	-	-	1-10	10.0	-	10
CAREER	-	-	-	-	1-10	10.0	-	10

Receptions1; Idaho, 8/31/19
Receiving Yards10; Idaho, 8/31/19
Long Reception10; Idaho, 8/31/19



ROBERT WINDSOR 54
 Defensive Tackle | 6-4 | 285
 Graduate Student/Senior
 Fond Du Lac, Wis./Fond Du Lac
 Major: Media Studies (2nd degree)

» 2019

Awards: Named to the preseason Outland Trophy Watch List.

Season: Made one start this season...One of five players to have earned their degree entering the 2019 season...Graduated with a degree in telecommunications in December 2018.

Idaho (8/31): Assisted on a sack.

» 2019 GAME-BY-GAME

Tackles (Solo-Assisted-Total)
 IDAHO 0-1-1.

» WINDSOR'S CAREER STATISTICS & GAME HIGHS

	UA-A	TK	FF	FR	I	PBU	SACK	TFL
2016	9-14	23	-	-	-	-	1.0-6	1.5-6
2017	6-13	19	1	3	-	-	2.0-14	2.5-15
2018	22-17	39	2	-	-	-	7.5-43	11.0-51
2019	0-1	1	-	-	-	-	0.5-3	0.5-3

CAREER 37-45 82 3 3 - - 11.0-66 15.5-75
Tackles6; Three Times: Last at Rutgers, 11/17/18
Sacks2.0; Wisconsin, 11/10/18
Tackles For Loss2.5; Illinois, 9/21/18
Forced Fumbles1; Three Times: Last at Rutgers, 11/17/18
Fumble Recoveries1; Three Times: Last at Maryland, 11/25/17



SAL WORMLEY 77
 Offensive Line | 6-3 | 319
 Freshman/Freshman
 Newark, N.J./Smyrna (Del.)
 Major: Division of Undergraduate Studies

» 2019

Season: Appeared in one game...One of 20 players to make their collegiate debut...One of 10 true freshmen to play.

SCORING SUMMARY

Plays	Yds.	Time	Result	Qtr.	Scoring Play	Plays	Yds.	Time	Result	Qtr.	Scoring Play
IDAHO (13)											
6	23	2:00	FG	1	Pinegar 28-yard field goal						
4	0	0:51	FG	1	Stout 53-yard field goal						
5	54	2:00	TD	1	J. Brown 23-yard run (Pinegar kick)						
5	35	1:43	TD	1	Slade 1-yard run (Pinegar kick)						
3	55	1:01	TD	2	Hamler 36-yard pass from Clifford (Pinegar kick)						
3	95	1:11	TD	2	Ford 81-yard run (Pinegar kick)						
4	76	1:19	TD	2	Hamler 21-yard pass from Clifford (Pinegar kick)						
4	40	0:42	FG	2	Pinegar 38-yard field goal						
5	75	1:43	TD	3	J. Brown 2-yard run (Pinegar kick)						
4	6	1:30	TD	3	Cain 3-yard run (Pinegar kick)						
14	72	5:51	TD	4	Strange 4-yard pass from Levis (Pinegar kick)						
10	75	4:47	TD	4	Cain 9-yard run (Pinegar kick)						
7	54	3:45	TD	4	Eury 8-yard run (Pinegar kick)						

PENN STATE GAME-BY-GAME

Date	Opponent	Rushing				Receiving				Passing				Kick Returns				Punt Returns				tot off
		no.	yds	td	lg	no.	yds	td	lg	cmp-att-int	yds	td	lg	no.	yds	td	lg	no.	yds	td	lg	
Aug 31	IDAHO	45	331	7	81	25	342	3	36	25-37-0	342	3	36	0	0	0	0	6	41	0	25	673
Opponents		28	4	0	14	16	141	1	38	16-26-1	141	1	38	0	0	0	0	0	0	0	0	145

Games: 1 • Avg/rush: 7.4 • Avg/catch: 13.7 • Pass effic: 171.97 • PR avg: 6.8 • All purpose avg/game: 739.0 • Total offense avg/gm: 673.0

Date	Opponent	Tackles				Sacks no-yds	Fumble		Pass Defense			blkd kick	PAT Attempts			off		
		ua	a	total	tfl-yds		ff	fr-yds	int-yds	qbh	brup		kick	rush	rcv	saf	t/o	pts
Aug 31	IDAHO	32	22	54	11.0-63	7.0-53	0	0-0	1-25	0	5	2	10-10	0	0	0	7	79
Opponents		48	32	80	6.0-18	0.0-0	2	1-0	0-0	1	4	1	1-1	0	0	0	7	7

Date	Opponent	Punting							Field Goals			Kickoffs						
		no.	yds	avg	long	blkd	tb	fc	50+	i20	md-att	long	blkd	no.	yds	avg	tb	ob
Aug 31	IDAHO	2	45	22.5	32	1	0	1	0	1	3-3	53	0	13	820	63.1	12	0
Opponents		12	421	35.1	48	2	0	0	0	1	0-0	0	0	2	80	40.0	0	0

36 2019 PENN STATE FOOTBALL

OPPONENT GAME-BY-GAME

Date	Opponent	Rushing				Receiving				Passing				Kick Returns				Punt Returns				tot off		
		no.	yds	td	lg	no.	yds	td	lg	cmp	att	int	yds	td	lg	no.	yds	td	lg	no.	yds		td	lg
Aug 31	IDAHO	28	4	0	14	16	141	1	38	16	26	1	141	1	38	0	0	0	0	0	0	0	0	145
		28	4	0	14	16	141	1	38	16	26	1	141	1	38	0	0	0	0	0	0	0	0	145
	Penn State	45	331	7	81	25	342	3	36	25	37	0	342	3	36	0	0	0	0	6	41	0	25	673

Games: 1 • Avg/rush: 0.1 • Avg/catch: 8.8 • Pass effic: 112.09 • All purpose avg/game: 145.0 • Total offense avg/gm: 145.0

Date	Opponent	ua	Tackles			tfl-yds	Sacks no-yds	Fumble		Pass Defense			blkd kick	PAT Attempts			off		
			a	total				ff	fr-yds	int-yds	qbh	brup		kick	rush	rcv	saf	t/o	pts
Aug 31	IDAHO	48	32	80	6.0-18	0.0-0	2	1-0	0-0	1	4	1	1-1	0	0	0	7	7	
		48	32	80	6.0-18	0.0-0	2	1-0	0-0	1	4	1	1-1	0	0	0	7	7	
	Penn State	32	22	54	11.0-63	7.0-53	0	0-0	1-25	0	5	2	10-10	0	0	0	7	79	

Date	Opponent	Punting									Field Goals			Kickoffs				
		no.	yds	avg	long	blkd	tb	fc	50+	i20	md-att	long	blkd	no.	yds	avg	tb	ob
Aug 31	IDAHO	12	421	35.1	48	2	0	0	0	1	0-0	0	0	2	80	40.0	0	0
		12	421	35.1	48	2	0	0	0	1	0-0	0	0	2	80	40.0	0	0
	Penn State	2	45	22.5	32	1	0	1	0	1	3-3	53	0	13	820	63.1	12	0

INDIVIDUAL GAME-BY-GAME

RUSHING

(ATT-YDS-TD)	ID	BUFF	PITT	at MD	PUR	at IOWA	MICH	at MSU	at MINN	IND	at OSU	RU
Brown, Journey	5-38-2											
Cain, Noah	9-44-2											
Clifford, Sean	7-57-0											
Eury, Nick	6-44-1											
Ford, Devyn	6-107-1											
Hamler, KJ	1-16-0											
Levis, Will	5-21-0											
Shuster, Michael	1-(-5)-0											
Slade, Ricky	5-9-1											

RECEIVING

(REC-YDS-TD)	ID	BUFF	PITT	at MD	PUR	at IOWA	MICH	at MSU	at MINN	IND	at OSU	RU
Brown, Journey	2-31-0											
Carr, Weston	3-27-0											
Dotson, Jahan	1-13-0											
Ford, Devyn	3-6-0											
Freiermuth, Pat	1-25-0											
George, Daniel	2-28-0											
Hamler, KJ	4-115-2											
Kuntz, Zack	1-8-0											
Shorter, Justin	3-36-0											
Slade, Ricky	1-26-0											
Strange, Brenton	1-4-1											
Sullivan-Brown, Cam	2-13-0											
Weller, Justin	1-10-0											

PASSING

Sean Clifford

	C-A-I	Pct.	Yards	TD	Long	Sack-Yards	Efficiency
IDAHO	14-23-0	60.9	280	2	36	0-0	191.83
BUFFALO							
PITT							
at Maryland							
PURDUE							
at Iowa							
MICHIGAN							
at Michigan State							
at Minnesota							
INDIANA							
at Ohio State							
RUTGERS							

Will Levis

	C-A-I	Pct.	Yards	TD	Long	Sack-Yards	Efficiency
IDAHO	11-14-0	78.6	62	1	11	0-0	139.34
BUFFALO							
PITT							
at Maryland							
PURDUE							
at Iowa							
MICHIGAN							
at Michigan State							
at Minnesota							
INDIANA							
at Ohio State							
RUTGERS							

KICKING & PUNTING

KICKOFFS

Season	KO	Total Yds.	TB	OB	Kick Avg.	Returns	Rtn. Yds.	Yds./Rtn.
Stout, Jordan	13	820	12	0	63.1	0	0	0.0
IDAHO	13	820	12	0	63.1	0	0	0.0
BUFFALO								
PITT								
at Maryland								
PURDUE								
at Iowa								
MICHIGAN								
at Michigan State								
at Minnesota								
INDIANA								
at Ohio State								
RUTGERS								

PUNTING

Season	No.	Total Yds.	Avg.	Long	FC	I20	50+	Blk
Gillikin, Blake	1	32	32.0	32	0	1	0	0
Team	1	13	13.0	13	0	0	0	1
IDAHO	1	32	32.0	32	0	1	0	0
BUFFALO								
PITTSBURGH								
at Maryland								
PURDUE								
at Iowa								
MICHIGAN								
at Michigan State								
at Minnesota								
INDIANA								
at Ohio State								
RUTGERS								

INDIVIDUAL GAME-BY-GAME

TACKLES

Total Tackles	UA-A	Total	IDAHO
Mustipher, PJ DT	2-2	4	2-2
Wade, Lamont	3-1	4	3-1
Isaac, Adisa DE	1-2	3	1-2
Smith, Brandon LB	3-0	3	3-0
Luketa, Jesse LB	1-2	3	1-2
Gross-Matos, Y. DE	2-1	3	2-1
Castro-Fields CB	3-0	3	3-0
Sutherland, J.	2-1	3	2-1
Brooks, Ellis LB	1-2	3	1-2
Dixon, Lance LB	0-2	2	0-2
Reid, John CB	2-0	2	2-0
Simmons, Shane DE	0-2	2	0-2
Neff, Justin	1-1	2	1-1
Johnson, Jan LB	1-1	2	1-1
Gordon, Trent CB	2-0	2	2-0
Joseph, Daniel DE	1-1	2	1-1
Oweh, Jayson DE	2-0	2	2-0
Parsons, Micah LB	1-0	1	1-0
Brown, DJ CB	1-0	1	1-0
Brown, Cam LB	1-0	1	1-0
Brisker, Jaquan	0-1	1	0-1
Toney, Shaka DE	1-0	1	1-0
Taylor, Garrett	0-1	1	0-1
Shelton, A. DT	1-0	1	1-0
Windsor, Robert DT	0-1	1	0-1
Chizmar, Max LB	0-1	1	0-1

TFL & SACKS

TFL (Sacks)	ID	BUFF	PITT	at MD	PUR	at IOWA	MICH	MSU	at MINN	IND	at OSU	RU
Castro-Fields, Tariq	1.0 (-)											
Gross-Matos, Yetur	2.5 (2.5)											
Isaac, Adisa	0.5 (-)											
Joseph, Daniel	1.0 (1.0)											
Luketa, Jesse	0.5 (-)											
Oweh, Jayson	1.0 (1.0)											
Reid, John	1.0 (1.0)											
Shelton, Antonio	1.0 (-)											
Smith, Brandon	1.0 (-)											
Toney, Shaka	1.0 (1.0)											
Windsor, Robert	0.5 (0.5)											
Team Total	11.0 (7.0)											

INDIVIDUAL GAME-BY-GAME

ALL-PURPOSE YARDS

	TOTAL	ID	BUFF	PITT	at MD	PUR	at IOWA	MICH	MSU	at MINN	IND	at OSU	RU
Brown, Journey	69	69											
Cain, Noah	44	44											
Clifford, Sean	57	57											
Dotson, Jahan	13	13											
Eury, Nick	44	44											
Ford, Devyn	113	113											
Freiermuth, Pat	25	25											
George, Daniel	28	28											
Hamler, KJ	159	159											
Hippenhammer, Mac	13	13											
Kuntz, Zack	8	8											
Levis, Will	21	21											
Reid, John	25	25											
Shorter, Justin	36	36											
Shuster, Michael	-5	-5											
Slade, Ricky	35	35											
Strange, Brenton	4	4											
Sullivan-Brown, Cam	13	13											
Weller, Justin	10	10											

RED ZONE RECAP

PENN STATE				OPPONENT			
Opponent	Scores/Chances	Result	Pct.	Opponent	Series	Result	Pct.
IDAHO	8/8	6 TD, 2 FG	100%	IDAHO	1/1	1 TD	100%
BUFFALO				BUFFALO			
PITT				PITT			
at Maryland				at Maryland			
PURDUE				PURDUE			
at Iowa				at Iowa			
MICHIGAN				MICHIGAN			
at Michigan State				at Michigan State			
at Minnesota				at Minnesota			
INDIANA				INDIANA			
at Ohio State				at Ohio State			
RUTGERS				RUTGERS			
TOTAL	8/8	6 TD, 2 FG	100%	TOTAL	1/1	1 TD	100%

GAME LEADERS

Opponent	Rushing Attempts	Rushing Yards	Receptions	Receiving Yards	All-Purpose Yards	Tackles
IDAHO	Cain - 9	Ford - 107	Hamler - 4	Hamler - 115	Hamler - 159	Mustipher/Wade - 4
BUFFALO						
PITT						
at Maryland						
PURDUE						
at Iowa						
MICHIGAN						
at Michigan State						
at Minnesota						
INDIANA						
at Ohio State						
RUTGERS						

TURNOVERS BY GAME

PENN STATE: 1 GAINED

TYPE	QTR	PLAYER	PLAYS/ YDS	1st DOWNS	RESULT
IDAHO (1)					
Interception	3	Reid of Petrino	4/6	-	TD

OPPONENT: 1 GAINED

TYPE	QTR	PLAYER	PLAYS/ YDS	1st DOWNS	RESULT
IDAHO (1)					
Fumble	4	Crawford by Hippenhammer	2/25	1	TD

TURNOVERS BY PLAYER**FUMBLES/INTERCEPTIONS**

FUMBLES	No-Lost	IDAHO
Hippenhammer, M WR	2-1	2-1
Clifford, Sean QB	1-0	1-0

FUMBLES FORCED	Number	IDAHO
----------------	--------	-------

FUMBLES RECOVERED	Number	IDAHO
-------------------	--------	-------

INT. RETURNS	No-Yds	IDAHO
Reid, John	1-25	1-25

FUMBLE RETURNS	No-Yds	IDAHO
----------------	--------	-------

SCORING BREAKDOWN**PENN STATE DRIVES**

Totals: 13 scoring drives (10 TD, 3 FG)
Special Teams/Defensive Touchdown: None

LONGEST DRIVES BY:

Plays: 14 IDAHO (8/31)
 10 IDAHO (8/31)
Yards: 95 IDAHO (8/31)
 76 IDAHO (8/31)
Time: 5:51 IDAHO (8/31)
 4:47 IDAHO (8/31)

OPPONENT DRIVES

Totals: 1 scoring drive (1 TD, 0 FG)
Special Teams/Defensive Touchdown: None

LONGEST DRIVES BY:

Plays: 2 IDAHO (8/31)
Yards: 25 IDAHO (8/31)
Time: 0:41 IDAHO (8/31)

LONG PLAY BREAKDOWN

BY YARDAGE

OFFENSE (10)

Yds	Type	Player(s)	Opponent
81*	Run	Ford, Devyn	Idaho
36*	Pass	Hamler, KJ from Clifford, Sean	Idaho
36	Pass	Hamler, KJ from Clifford, Sean	Idaho
26	Pass	Slade, Ricky from Clifford, Sean	Idaho
25	Pass	Freiermuth, Pat from Clifford, Sean	Idaho
25	Run	Clifford, Sean	Idaho
23*	Run	Brown, Journey	Idaho
22	Pass	Hamler, KJ from Clifford, Sean	Idaho
21*	Pass	Hamler, KJ from Clifford, Sean	Idaho
20	Pass	George, Daniel from Clifford, Sean	Idaho

DEFENSE (1)

Yds	Type	Player(s)	Opponent
25	INT	Reid, John	Idaho

SPECIAL TEAMS (1)

Yds	Type	Player(s)	Opponent
25	PR	Hamler, KJ	Idaho

* Touchdown scored on play

LONG PLAY BREAKDOWN

LONG PLAYS BY THE NUMBERS

BY YARDAGE

Yards	No.	TD
100+	0	0
90-99	0	0
80-89	1	1
70-79	0	0
60-69	0	0
50-59	0	0
40-49	0	0
30-39	2	1
20-29	9	2

BY TYPE

Type	No.	TD
Rushing	3	2
Passing	7	2
Punt returns	1	0
Kick returns	0	0
Interceptions	1	0
Fumble returns	0	0
Other	0	0
TOTAL	12	4

20+ YARD PLAYS BY PLAYER

Player	No.	TD	R	P	KR	PR	IR	FR
Brown, Journey	1	1	1	0	0	0	0	0
Clifford, Sean	1	0	1	0	0	0	0	0
Ford, Devyn	1	1	1	0	0	0	0	0
Freiermuth, Pat	1	0	0	1	0	0	0	0
George, Daniel	1	0	0	1	0	0	0	0
Hamler, KJ	5	2	0	4	0	1	0	0
Reid, John	1	0	0	0	0	0	1	0
Slade, Ricky	1	0	0	1	0	0	0	0
TOTAL	12	4	3	7	0	1	1	0

LONGEST PLAYS OF THE YEAR

Rushing	81*	Ford, Devyn	Idaho (8/31/19)
Rushing Touchdown	81*	Ford, Devyn	Idaho (8/31/19)
Passing	36*	Hamler, KJ from Clifford, Sean	Idaho (8/31/19)
Passing Touchdown	36*	Hamler, KJ from Clifford, Sean	Idaho (8/31/19)
Punt Return	25	Hamler, KJ	Idaho (8/31/19)
Interception Return	25	Reid, John	Idaho (8/31/19)
Punt	32	Gillikin, Blake	Idaho (8/31/19)
Field Goal	53	Stout, Jordan	Idaho (8/31/19)

PENN STATE (12 PLAYS)

Play	#	Long	Play	Opponent
Passing:	7	36*	Hamler, KJ from Clifford, Sean	Idaho
Rushing:	3	81*	Ford, Devyn	Idaho
PR:	1	25	Hamler, KJ	Idaho
Interception:	1	25	Reid, John	Idaho

Opp.	#	Long	Play	Type
IDAHO	12	81*	Ford, Devyn	Run
BUFFALO				
PITTSBURGH				
at Maryland				
PURDUE				
at Iowa				
MICHIGAN				
at Michigan State				
at Minnesota				
INDIANA				
at Ohio State				
RUTGERS				

OPPONENTS (2 PLAYS)

Play	#	Long	Play	Opponent
Passing:	2	38	Cotton, Jeff from Richardson, Colton	Idaho

Opp.	#	Long	Play	Type
IDAHO	2	38	Cotton, Jeff from Richardson, Colton	Pass

BUFFALO
PITTSBURGH
at Maryland
PURDUE
at Iowa
MICHIGAN
at Michigan State
at Minnesota
INDIANA
at Ohio State
RUTGERS

* - touchdown scored on play

TACKLE BREAKDOWN

RUSHING TACKLES

Mustipher, PJ	4
Gross-Matos, Yetur	3
Luketa, Jesse	3
Brooks, Ellis	2
Dixon, Lance	2
Isaac, Adisa	2
Joseph, Daniel	2
Neff, Justin	2
Oweh, Jayson	2
Reid, John	2
Simmons, Shane	2
Smith, Brandon	2
Brown, Cam	1
Chizmar, Max	1
Johnson, Jan	1
Parsons, Micah	1
Shelton, Antonio	1
Taylor, Garrett	1
Toney, Shaka	1
Wade, Lamont	1
Windsor, Robert	1
TOTAL	37

PASSING TACKLES

Castro-Fields, Tariq	3
Sutherland, Jonathan	3
Wade, Lamont	3
Gordon, Trent	2
Brisker, Jaquan	1
Brooks, Ellis	1
Brown, D.J.	1
Johnson, Jan	1
Isaac, Adisa	1
Smith, Brandon	1
TOTAL	17

SPECIAL TEAMS TACKLES

	Total	KO	Punt
-	-	-	-
TOTALS	-	-	-

SEASON SUPERLATIVES

PENN STATE INDIVIDUAL

Rushes	9	Cain, Noah, Idaho (8/31)
Yards Rushing	107	Ford, Devyn, Idaho (8/31)
TD Rushes	2	Brown, Journey/Cain, Noah, Idaho (8/31)
Long Rush	81	Ford, Devyn, Idaho (8/31)
Pass Attempts	23	Clifford, Sean, Idaho (8/31)
Pass Completions	14	Clifford, Sean, Idaho (8/31)
Yards Passing	280	Clifford, Sean, Idaho (8/31)
TD Passes	2	Clifford, Sean, Idaho (8/31)
Long Pass	36	Twice, Last: Clifford, Sean, Idaho (8/31)
Receptions	4	Hamler, KJ, Idaho (8/31)
Yards Receiving	115	Hamler, KJ, Idaho (8/31)
TD Receptions	2	Hamler, KJ, Idaho (8/31)
Long Reception	36	Twice, Last: Hamler, KJ, Idaho (8/31)
Field Goals	2	Pinegar, Jake, Idaho (8/31)
Long Field Goal	53	Stout, Jordan, Idaho (8/31)
Punts	1	Gillikin, Blake, Idaho (8/31)
Punting Avg.	32.0	Gillikin, Blake, Idaho (8/31)
Long Punt	32	Gillikin, Blake, Idaho (8/31)
Punts Inside 20	1	Gillikin, Blake, Idaho (8/31)
Long Punt Return	25	Hamler, KJ, Idaho (8/31)
Long Kickoff Return	-	-
Tackles	4	Mustipher, PJ/Wade, Lamont, Idaho (8/31)
Sacks	2.5	Gross-Matos, Yetur, Idaho (8/31)
Tackles For Loss	2.5	Gross-Matos, Yetur, Idaho (8/31)
Interceptions	1	Reid, John, Idaho (8/31)

OPPONENT INDIVIDUAL

Rushes	14	Carter, Aundre, Idaho (8/31)
Yards Rushing	32	Carter, Aundre, Idaho (8/31)
TD Rushes	-	-
Long Rush	14	Carter, Aundre, Idaho (8/31)
Pass Attempts	17	Petrino, Mason, Idaho (8/31)
Pass Completions	11	Petrino, Mason, Idaho (8/31)
Yards Passing	91	Petrino, Mason, Idaho (8/31)
TD Passes	1	Petrino, Mason, Idaho (8/31)
Long Pass	38	Richardson, Colton, Idaho (8/31)
Receptions	6	Cotton, Jeff, Idaho (8/31)
Yards Receiving	83	Cotton, Jeff, Idaho (8/31)
TD Receptions	1	Kendall, Logan, Idaho (8/31)
Long Reception	38	Cotton, Jeff, Idaho (8/31)
Field Goals	-	-
Long Field Goal	-	-
Punts	11	Coffey, Cade, Idaho (8/31)
Punting Avg.	35.1	Coffey, Cade, Idaho (8/31)
Long Punt	48	Coffey, Cade, Idaho (8/31)
Punts Inside 20	1	Coffey, Cade, Idaho (8/31)
Long Punt Return	-	-
Long Kickoff Return	-	-
Tackles	8	Walker, Tre, Idaho (8/31)
Sacks	-	-
Tackles For Loss	2.0	Akanno, Charles/Walker, Tre, Idaho (8/31)
Interceptions	-	-

PENN STATE TEAM

	Highs	Lows
Rushes	45, Idaho (8/31)	-
Yards Rushing	331, Idaho (8/31)	-
Yards Per Rush	7.4, Idaho (8/31)	-
TD Rushes	7, Idaho (8/31)	-
Pass Attempts	37, Idaho (8/31)	-
Pass Completions	25, Idaho (8/31)	-
Yards Passing	342, Idaho (8/31)	-
Yards Per Pass	13.7, Idaho (8/31)	-
TD Passes	3, Idaho (8/31)	-
Total Plays	82, Idaho (8/31)	-
Total Offense	673, Idaho (8/31)	-
Yards Per Play	8.2, Idaho (8/31)	-
Points	79, Idaho (8/31)	-
Sacks By	7, Idaho (8/31)	-
First Downs	35, Idaho (8/31)	-
Penalties	3, Idaho (8/31)	-
Penalty Yards	30, Idaho (8/31)	-
Turnovers	1, Idaho (8/31)	-
Interceptions By	1, Idaho (8/31)	-
Punts	2, Idaho (8/31)	-
Punting Avg.	22.5, Idaho (8/31)	-
Long Punt	32, Idaho (8/31)	-
Punts Inside 20	1, Idaho (8/31)	-
Long Punt Return	25, Idaho (8/31)	-
Long Kick Return	-	-

OPPONENT TEAM

	Highs	Lows
Rushes	28, Idaho (8/31)	-
Yards Rushing	4, Idaho (8/31)	-
Yards Per Rush	0.1, Idaho (8/31)	-
TD Rushes	-	-
Pass Attempts	26, Idaho (8/31)	-
Pass Completions	16, Idaho (8/31)	-
Yards Passing	141, Idaho (8/31)	-
Yards Per Pass	8.8, Idaho (8/31)	-
TD Passes	1, Idaho (8/31)	-
Total Plays	54, Idaho (8/31)	-
Total Offense	145, Idaho (8/31)	-
Yards Per Play	2.7, Idaho (8/31)	-
Points	7, Idaho (8/31)	-
Sacks By	-	-
First Downs	5, Idaho (8/31)	-
Penalties	10, Idaho (8/31)	-
Penalty Yards	67, Idaho (8/31)	-
Turnovers	1, Idaho (8/31)	-
Interceptions By	-	-
Punts	12, Idaho (8/31)	-
Punting Avg.	35.1, Idaho (8/31)	-
Long Punt	48, Idaho (8/31)	-
Punts Inside 20	1, Idaho (8/31)	-
Long Punt Return	-	-
Long Kick Return	-	-

THE LAST TIME...

PENN STATE

100+ Yards Rushing: 107, Devyn Ford vs. Idaho, 2019
 150+ Yards Rushing: 159, Miles Sanders vs. Wisconsin, 2018
 200+ Yards Rushing: 200, Miles Sanders at Illinois, 2018
 300+ Yards Rushing: 327, Larry Johnson at Indiana, 2002
 30-34 Rushing Attempts: 33, Saquon Barkley at Indiana, 2016
 35+ Rushing Attempts: 35, Zach Zwinak vs. Nebraska, 2013
 Three Touchdowns Rushing: Miles Sanders at Illinois, 2018
 Four Touchdowns Rushing: Saquon Barkley at Pittsburgh, 2016
 Five Touchdowns Rushing: Ki-Jana Carter vs. Michigan State, 1994
 60+ Yard Run: 81, Devyn Ford vs. Idaho, 2019
 70+ Yard Run: 81, Devyn Ford vs. Idaho, 2019
 80+ Yard Run: 81, Devyn Ford vs. Idaho, 2019
 90+ Yard Run: 92, Saquon Barkley vs. Washington, 2017 @
 Two Players Rush For 100 Yards: Saquon Barkley (195) & Akeel Lynch (120) vs. Rutgers, 2015
 Four Rushing TD in One Quarter: vs. UMass, 2014 (2nd; Belton [2], Zwinak [2])
 300+ Yards Passing: 342, Trace McSorley vs. Washington, 2017 @
 350+ Yards Passing: 381, Trace McSorley at Michigan State, 2017
 400+ Yards Passing: 454, Christian Hackenberg vs. UCF, 2014 #
 20-24 Pass Completions: 20, Trace McSorley vs. Appalachian State, 2018
 25-29 Pass Completions: 26, Trace McSorley at Michigan State, 2017
 30-34 Pass Completions: 32, Trace McSorley vs. Washington, 2017 @
 35+ Pass Completions: 35, Matt McGloin vs. Northwestern, 2012
 30-39 Pass Attempts: 33, Trace McSorley vs. Kentucky, 2018 +
 40-49 Pass Attempts: 41, Trace McSorley vs. Washington, 2017 @
 50+ Pass Attempts: 50, Christian Hackenberg vs. Boston College, 2014 %
 Four Touchdown Passes: Trace McSorley vs. Georgia State, 2017
 Five Touchdown Passes: Rashard Casey vs. Louisiana Tech, 2000
 Four Interceptions Thrown: Zack Mills at Boston College, 2004
 300+ Yards Total Offense: 337 (280 P, 57 R), Sean Clifford vs. Idaho, 2019
 350+ Yards Total Offense: 461 (286 P, 175 R), Trace McSorley vs. Ohio State, 2018
 400+ Yards Total Offense: 461 (286 P, 175 R), Trace McSorley vs. Ohio State, 2018
 100+ Yards Receiving: 115, KJ Hamler vs. Idaho, 2019
 150+ Yards Receiving: 187, Chris Godwin vs. USC, 2016 ^
 200+ Yards Receiving: 216, Deon Butler vs. Northwestern, 2006
 Two Players w/ 100 Yards Receiving: DaeSean Hamilton (112) & DeAndre Thompkins (102) at Michigan State, 2017
 Two Players w/ 150 Yards Receiving: Geno Lewis (173) & DaeSean Hamilton (165) vs. UCF, 2014 #
 Back-to-Back 100 Yards Receiving Games: Chris Godwin, 2015 (103 at Ohio State; 135 vs. Maryland)
 Three Straight 100-Yard Receiving Games: Allen Robinson, 2013 (133 vs. Syracuse; 129 vs. Eastern Michigan; 143 vs. UCF)
 10+ Receptions: 12, Saquon Barkley at Iowa, 2017
 50+ Yard Reception: 59, Juwan Johnson from Trace McSorley at Indiana, 2018
 60+ Yard Reception: 93, KJ Hamler from Trace McSorley vs. Ohio State, 2018
 70+ Yard Reception: 93, KJ Hamler from Trace McSorley vs. Ohio State, 2018
 80+ Yard Reception: 93, KJ Hamler from Trace McSorley vs. Ohio State, 2018
 Three Touchdowns Receiving: DaeSean Hamilton vs. Indiana, 2017
 Four Touchdowns Receiving: Bobby Engram vs. Minnesota, 1993
 150+ All-Purpose Yards: 159 (16 Rush, 115 Rec, 28 PR), KJ Hamler vs. Idaho, 2019
 200+ All-Purpose Yards: 200 (200 Rush), Miles Sanders at Illinois, 2018
 250+ All-Purpose Yards: 358 (211 Rush, 94 Rec, 53 KR), Saquon Barkley at Iowa, 2017 (SR)
 300+ All-Purpose Yards: 358 (211 Rush, 94 Rec, 53 KR), Saquon Barkley at Iowa, 2017 (SR)
 Five Touchdowns Scored: 5 (4 rushing, 1 receiving), Saquon Barkley at Pittsburgh, 2016
 Kickoff Return For Touchdown: 97, Saquon Barkley at Ohio State, 2017
 Rushing, Receiving & Kickoff Return TD in a game: Derrick Williams vs. Illinois, 2008
 100-Yard Kickoff Return: 100, Chaz Powell vs. Youngstown State, 2010
 Punt Return For Touchdown: 39, DeAndre Thompkins at Pittsburgh, 2018
 80-Yard Punt Return: 81, Bryant Johnson vs. Michigan State, 2002
 Zero Punts in a Game: Purdue, 2013
 Multiple Interceptions: 2, Trevor Williams at Rutgers, 2014
 90-Yard Interception Return: 99, Michael Mauti at Illinois, 2012
 Interception Return For Touchdown: 30, Amani Oruwariye vs. Kent State, 2016
 Five Interceptions in a Game (Team): at Rutgers, 2014
 Fumble Return For Touchdown (Defense): 9 yards, Torrence Brown at Indiana, 2016 (forced by Brandon Bell)
 Fumble Return For Touchdown (Special Teams): 14 yards, Nick Scott vs. Indiana, 2017 (forced by Irvin Charles)
 Blocked Field Goal: Nick Scott at Michigan, 2018
 Blocked Field Goal For Touchdown: 60 yards, Grant Haley vs. Ohio State, 2016 (Marcus Allen block)
 Blocked Extra Point: Parker Cothren at Northwestern, 2015
 Blocked Punt: Jonathan Sutherland (2x) vs. Idaho, 2019
 Two Blocked Punts: Jonathan Sutherland vs. Idaho, 2019
 Blocked Punt For Touchdown: 0 yards, Michael Yancich vs. Ohio State, 2012 (Mike Hull block)
 Safety: Team (holding in the end zone) at Pittsburgh, 2018
 Two-Point Conversion Attempt: Mac Hippenhammer (Rush, Failed) vs. Ohio State, 2018
 50-Yard Field Goal: 53, Jordan Stout vs. Idaho, 2019
 Four Field Goals: Tyler Davis at Rutgers, 2016
 Five Field Goals: Collin Wagner vs. Temple, 2010

OPPONENT

100+ Yards Rushing: 144, Benny Snell, Kentucky, 2018 +
 150+ Yards Rushing: 185, Jonathan Taylor, Wisconsin, 2018
 200+ Yards Rushing: 203, BenJarvus Green-Ellis, Indiana, 2003
 30-34 Rushing Attempts: 30, Jeremy Langford, Michigan State, 2014
 35+ Rushing Attempts: 44, Mike Hart, Michigan, 2007 (OR)
 Three Touchdowns Rushing: Trevor Siemian, Northwestern, 2014
 Four Touchdowns Rushing: Montee Ball, Wisconsin, 2011
 50+ Yard Run: 71, Jonathan Taylor, Wisconsin, 2018
 60+ Yard Run: 71, Jonathan Taylor, Wisconsin, 2018
 70+ Yard Run: 71, Jonathan Taylor, Wisconsin, 2018
 Two Players Rush For 100 Yards: Rodney Smith (104) & Shannon Brooks (100), Minnesota, 2016
 300+ Yards Passing: 399, Tanner Lee, Nebraska, 2017
 400+ Yards Passing: 400, Brian Lewerke, Michigan State, 2017
 500+ Yards Passing: 532, Case Keenum, Houston, 2011 (OR) *
 25-29 Pass Completions: 26, Peyton Ramsey, Indiana, 2018
 30-44 Pass Completions: 33, Brian Lewerke, Michigan State, 2017
 45+ Pass Completions: 45, Case Keenum, Houston, 2011 (OR) *
 30-39 Pass Attempts: 36, Peyton Ramsey, Indiana, 2018
 40-49 Pass Attempts: 49, Nate Stanley, Iowa, 2018
 50+ Pass Attempts: 52, Brian Lewerke, Michigan State, 2018
 60+ Pass Attempts: 61, Brian Hoyer, Michigan State, 2006
 Four Touchdown Passes: J.T. Barrett, Ohio State, 2017
 Five Touchdown Passes: Sam Darnold, USC, 2016 ^
 Four Interceptions Thrown: P.J. Walker, Temple, 2014
 Five Interceptions Thrown: Gary Nova, Rutgers, 2014
 300+ Yards Total Offense: 313 (270 P, 43 R), Zac Thomas, Appalachian State, 2018
 400+ Yards Total Offense: 425 (400 P, 25 R), Brian Lewerke, Michigan State, 2017
 500+ Yards Total Offense: 542 (532 P, 10 R), Case Keenum, Houston, 2011 (OR) *
 100+ Yards Receiving: 100, Felton Davis, Michigan State, 2018
 150+ Yards Receiving: 185, Stanley Morgan, Nebraska, 2017
 200+ Yards Receiving: 228, Patrick Edwards, Houston, 2011 *
 10+ Receptions: 12, Felton Davis, Michigan State, 2017
 50+ Yard Reception: 54, Lynn Bowden, Jr. from Terry Wilson, Kentucky, 2018 +
 70+ Yard Reception: 70, Akrum Wadley from Nate Stanley, Iowa, 2017
 80+ Yard Reception: 80, Dominique Barnes from Kurt Hess, Youngstown State, 2010
 90+ Yard Reception: 99, Thomas Lewis from John Paci, Indiana, 1993
 Three Touchdown Receptions: Deonta Burnett, USC, 2016 ^
 Kickoff Return For Touchdown: 100, Darrynton Evans, Appalachian State, 2018
 90-Yard Kickoff Return: 100, Darrynton Evans, Appalachian State, 2018
 100-Yard Kickoff Return: 100, Darrynton Evans, Appalachian State, 2018
 Punt Return For Touchdown: 58, Lynn Bowden, Jr., Kentucky, 2018 +
 70-Yard Punt Return: 75, Venric Mark, Northwestern, 2012
 80-Yard Punt Return: 87, Willie Reid, Florida State, 2005 !
 Multiple Interceptions: 2, David Dowell, Michigan State, 2017
 Interception Return For Touchdown: 62, Brandon Watson, Michigan, 2018
 Fumble Return For Touchdown: 12, Ryan Connelly, Wisconsin, 2016 &
 Blocked Punt: Sean McCormick, Idaho, 2019
 Blocked Punt For Touchdown: 27, Lerentee McCray, Florida, 2011 \$
 Blocked Field Goal: Josh Allen, Kentucky, 2018 +
 Blocked Extra Point: Brandon Wilson, Indiana, 2018
 Safety: 2, Team (blocked punt, snap out of the end zone on punt), Iowa, 2018
 Two Safeties: Team (blocked punt, snap out of the end zone on punt), Iowa, 2018
 Defensive Extra Point: 99, D.J. Johnson, Iowa, 2002
 50-Yard Field Goal: 50, Derek Dimke, Illinois, 2010
 Four Field Goals: Michael Geiger, Michigan State, 2016

& - Big Ten Championship Game | # - Croke Park Classic (Dublin, Ireland) | ! - Orange Bowl
 \$ - Outback Bowl | ^ - Rose Bowl | * - TicketCity Bowl | % - PinStripe Bowl | @ - PlayStation Fiesta Bowl
 | + - VRBO Citrus Bowl

(SR) - School Record | (OR) - Opponent Record

OFFENSIVE STARTERS

OPPONENT	LT	LG	C	RG	RT	TE	QB	RB	WR (X)	WR (H)	WR (Z)
IDAHO	Walker	Gonzalez	Menet	Thorpe	Fries	Freiermuth	Clifford	Slade	Shorter	Hamler	Dotson
BUFFALO											
PITTSBURGH											
at Maryland											
PURDUE											
at Iowa											
MICHIGAN											
at Michigan State											
at Minnesota											
INDIANA											
at Ohio State											
RUTGERS											

DEFENSIVE STARTERS

OPPONENT	DE	DT	DT	DE	SLB	MLB	WLB	CB	FS	SS	CB
IDAHO	Toney	Windsor	Shelton	Gross-Matos	Parsons	J. Johnson	Luketa	Castro-Fields	Wade	Taylor	Reid
BUFFALO											
PITTSBURGH											
at Maryland											
PURDUE											
at Iowa											
MICHIGAN											
at Michigan State											
at Minnesota											
INDIANA											
at Ohio State											
RUTGERS											

CAREER STARTS

Player	'16	'17	'18	'19	Total	Player	'16	'17	'18	'19	Total
Gonzalez, Steven (OL)	3	13	13	1	30	Clifford, Sean (QB)	-	-	-	1	1
Reid, John (CB)*	14	-	11	1	28	Hansard, Fred (DT)	-	-	1	-	1
Fries, Will (OL)	-	9	11	1	21	Hippenhammer, Mac (WR)	-	-	1	-	1
Brown, Cam (LB)	2	-	12	-	14	Luketa, Jesse (LB)	-	-	-	1	1
Gross-Matos, Yetur (DE)	-	-	13	1	14	Miranda, Mike (OL)	-	-	1	-	1
Hamler, KJ (WR)	-	-	13	1	14	Shorter, Justin (WR)	-	-	-	1	1
Johnson, Jan (LB)	-	-	13	1	14	Slade, Ricky (RB)	-	-	-	1	1
Windsor, Robert (DT)	1	-	12	1	14	Sullivan-Brown, Cam (WR)	-	-	1	-	1
Menet, Michal (OL)	-	-	12	1	13	Sutherland, Jonathan (S)	-	-	1	-	1
Taylor, Garrett (S)	-	-	12	1	13	Thorpe, C.J. (OL)	-	-	-	1	1
Freiermuth, Pat (TE)	-	-	9	1	10	Toney, Shaka (DE)	-	-	-	1	1
Dotson, Jahan (WR)	-	-	4	1	4	Wade, Lamont (S)	-	-	-	1	1
Castro-Fields, Tariq (CB)	-	-	2	1	3	Walker, Rasheed (OL)	-	-	-	1	1
Parsons, Micah (LB)	-	-	1	1	2						
Shelton, Antonio (DT)	-	-	1	1	2						

* Started two games in 2015

PARTICIPATION CHART

	GP/GS	ID	BUFF	PITT	at MD	PUR	at IOWA	MICH	at MSU	at MINN	IND	at OSU	RU
83 Bowers, Nick	1/0	P											
7 Brisker, Jaquan	1/0	P											
13 Brooks, Ellis	1/0	P											
6 Brown, Cam	1/0	P											
24 Brown, DJ	1/0	P											
4 Brown, Journey	1/0	P											
21 Cain, Noah	1/0	P											
23 Carr, Weston	1/0	P											
5 Castro-Fields, Tariq	1/1	ST											
88 Chisena, Dan	1/0	P											
50 Chizmar, Max	1/0	P											
14 Clifford, Sean	1/1	ST											
77 Culpepper, Judge	1/0	P											
10 Dixon, Lance	1/0	P											
5 Dotson, Jahan	1/1	ST											
72 Effner, Bryce	1/0	P											
2 Ellis, Keaton	1/0	P											
40 Eury, Nick	1/0	P											
28 Ford, Devyn	1/0	P											
87 Freiermuth, Pat	1/1	ST											
71 Fries, Will	1/1	ST											
11 George, Daniel	1/0	P											
93 Gillikin, Blake	1/0	P											
74 Gonzalez, Steven	1/1	ST											
19 Gordon, Trent	1/0	P											
99 Gross-Matos, Yetur	1/1	ST											
1 Hamler, KJ	1/1	ST											
53 Hansard, Fred	1/0	P											
37 Hartlaub, Drew	1/0	P											
27 Hawkins, Aeneas	1/0	P											
12 Hippenhammer, Mac	1/0	P											
75 Holmes, Des	1/0	P											
20 Isaac, Adisa	1/0	P											
36 Johnson, Jan	1/1	ST											
49 Joseph, Daniel	1/0	P											
45 Katshir, Charlie	1/0	P											
68 Kelly, Hunter	1/0	P											
82 Kuntz, Zack	1/0	P											
7 Levis, Will	1/0	P											
40 Luketa, Jesse	1/1	ST											
85 Lutz, Isaac	1/0	P											
89 Maxwell, Colton	1/0	P											
62 Menet, Michal	1/1	ST											
73 Miranda, Mike	1/0	P											
97 Mustipher, PJ	1/0	P											
35 Neff, Justin	1/0	P											
28 Oweh, Jayson	1/0	P											
11 Parsons, Micah	1/1	ST											
92 Pinegar, Jake	1/0	P											
9 Porter Jr., Joey	1/0	P											
58 Presta, Evan	1/0	P											
29 Reid, John	1/1	ST											
55 Shelton, Antonio	1/1	ST											
6 Shorter, Justin	1/1	ST											
15 Shuster, Michael	1/0	P											
34 Simmons, Shane	1/0	P											
3 Slade, Ricky	1/1	ST											
12 Smith, Brandon	1/0	P											
91 Stoll, Chris	1/0	P											
98 Stout, Jordan	1/0	P											
86 Strange, Brenton	1/0	P											
81 Sullivan-Brown, Cam	1/0	P											
26 Sutherland, Jonathan	1/0	P											
17 Taylor, Garrett	1/1	ST											
69 Thorpe, C.J.	1/1	ST											
18 Toney, Shaka	1/1	ST											
98 Vasey, Dan	1/0	P											
38 Wade, Lamont	1/1	ST											
53 Walker, Rasheed	1/1	ST											
79 Wallace, Caeden	1/0	P											
80 Weller, Justin	1/0	P											
54 Windsor, Robert	1/1	ST											
77 Wormley, Sal	1/0	P											

2019 RESULTS & STATISTICS

Date	Opponent	Score	Att.
Aug 31, 2019	IDAHO	W 79-7	104527

Rushing	gp	att	gain	loss	net	avg	td	lg	avg/g
Ford, Devyn	1	6	107	0	107	17.8	1	81	107.0
Clifford, Sean	1	7	65	8	57	8.1	0	25	57.0
Cain, Noah	1	9	45	1	44	4.9	2	9	44.0
Eury, Nick	1	6	44	0	44	7.3	1	10	44.0
Brown, Journey	1	5	38	0	38	7.6	2	23	38.0
Levis, Will	1	5	24	3	21	4.2	0	12	21.0
Hamler, KJ	1	1	16	0	16	16.0	0	16	16.0
Slade, Ricky	1	5	9	0	9	1.8	1	5	9.0
Total	1	45	348	17	331	7.4	7	81	331.0
Opponents	1	28	65	61	4	0.1	0	14	4.0

Passing	gp	effic	comp-att-int	pct	yds	td	lg	avg/g
Clifford, Sean	1	191.83	14-23-0	60.9	280	2	36	280.0
Levis, Will	1	139.34	11-14-0	78.6	62	1	11	62.0
Total	1	171.97	25-37-0	67.6	342	3	36	342.0
Opponents	1	112.09	16-26-1	61.5	141	1	38	141.0

Receiving	gp	no.	yds	avg	td	lg	avg/g
Hamler, KJ	1	4	115	28.8	2	36	115.0
Shorter, Justin	1	3	36	12.0	0	17	36.0
Carr, Weston	1	3	27	9.0	0	11	27.0
Ford, Devyn	1	3	6	2.0	0	4	6.0
Brown, Journey	1	2	31	15.5	0	18	31.0
George, Daniel	1	2	28	14.0	0	20	28.0
Sullivan-Brown, Cam	1	2	13	6.5	0	14	13.0
Slade, Ricky	1	1	26	26.0	0	26	26.0
Freiermuth, Pat	1	1	25	25.0	0	25	25.0
Dotson, Jahan	1	1	13	13.0	0	13	13.0
Weller, Justin	1	1	10	10.0	0	10	10.0
Kuntz, Zack	1	1	8	8.0	0	8	8.0
Strange, Brenton	1	1	4	4.0	1	4	4.0
Total	1	25	342	13.7	3	36	342.0
Opponents	1	16	141	8.8	1	38	141.0

Field Goals	fg	pct.	01-19	20-29	30-39	40-49	50-99	lg	blk
Pinegar, Jake	2-2	100.0	0-0	1-1	1-1	0-0	0-0	38	0
Stout, Jordan	1-1	100.0	0-0	0-0	0-0	0-0	1-1	53	0

Scoring	td	fg	PAT				dxp	saf	pts
			kick	rush	rcv	pass			
Pinegar, Jake	-	2-2	10-10	-	-	-	-	-	16
Cain, Noah	2	-	-	-	-	-	-	-	12
Hamler, KJ	2	-	-	-	-	-	-	-	12
Brown, Journey	2	-	-	-	-	-	-	-	12
Strange, Brenton	1	-	-	-	-	-	-	-	6
Eury, Nick	1	-	-	-	-	-	-	-	6
Slade, Ricky	1	-	-	-	-	-	-	-	6
Ford, Devyn	1	-	-	-	-	-	-	-	6
Stout, Jordan	-	1-1	-	-	-	-	-	-	3
Total	10	3-3	10-10	-	-	-	-	-	79
Opponents	1	-	1-1	-	-	-	-	-	7

Score by Quarters	1st	2nd	3rd	4th	OT	Total
Penn State	20	24	14	21	0	79
Opponents	0	0	0	7	0	7

Record:	Overall	Home	Away	Neutral
All games	1-0	1-0	0-0	0-0
Conference	0-0	0-0	0-0	0-0
Non-Conference	1-0	1-0	0-0	0-0

Team Statistics	PSU	OPP
FIRST DOWNS	35	5
Rushing	15	1
Passing	18	3
Penalty	2	1
RUSHING YARDAGE	331	4
Rushing Attempts	45	28
Average Per Rush	7.4	0.1
Average Per Game	331.0	4.0
TDs Rushing	7	0
PASSING YARDAGE	342	141
Comp-Att-Int	25-37-0	16-26-1
Average Per Pass	9.2	5.4
Average Per Catch	13.7	8.8
Average Per Game	342.0	141.0
TDs Passing	3	1
TOTAL OFFENSE	673	145
Average Per Play	8.2	2.7
Average Per Game	673.0	145.0
KICK RETURNS: #-Yards	0-0	0-0
PUNT RETURNS: #-Yards	6-41	0-0
INT RETURNS: #-Yards	1-25	0-0
FUMBLES-LOST	3-1	0-0
PENALTIES-Yards	3-30	10-67
PUNTS-AVG	2-22.5	12-35.1
TIME OF POSSESSION/Game	32:56	27:04
3RD-DOWN Conversions	1/8	1/15
4TH-DOWN Conversions	2/3	0/2

Interceptions	no.	yds	avg	td	lg
Reid, John	1	25	25.0	0	25

Punting	no.	yds	avg	lg	tb	fc	i20	50+	blk
Gillikin, Blake	1	32	32.0	32	0	1	1	0	1
TEAM	1	13	13.0	13	0	0	0	0	0

Punt Returns	no.	yds	avg	td	lg
Hamler, KJ	4	28	7.0	0	25
Hippenhammer, Mac	2	13	6.5	0	7
Total	6	41	6.8	0	25
Opponents	0	0	0.0	0	0

Kick Returns	no.	yds	avg	td	lg
Total	0	0	0.0	0	0
Opponents	0	0	0.0	0	0

All Purpose	g	rush	rcv	pr	kr	ir	total	avg/g
Hamler, KJ	1	16	115	28	0	0	159	159.0
Ford, Devyn	1	107	6	0	0	0	113	113.0
Brown, Journey	1	38	31	0	0	0	69	69.0
Clifford, Sean	1	57	0	0	0	0	57	57.0
Cain, Noah	1	44	0	0	0	0	44	44.0
Total	1	331	342	41	0	25	739	739.0
Opponents	1	4	141	0	0	0	145	145.0

Total Offense	g	plays	rush	pass	total	avg/g
Clifford, Sean	1	30	57	280	337	337.0
Ford, Devyn	1	6	107	0	107	107.0
Levis, Will	1	19	21	62	83	83.0
Eury, Nick	1	6	44	0	44	44.0
Cain, Noah	1	9	44	0	44	44.0
Total	1	82	331	342	673	673.0
Opponents	1	54	4	141	145	145.0

TEAM RESULTS & STATISTICS

Date	Opponent	Score	Overall	Conference	Time	Attend
Aug 31, 2019	IDAHO	W 79-7	1-0	0-0	3:18	104527

Team Statistics	PSU	OPP
SCORING	79	7
Points Per Game	79.0	7.0
Points Off Turnovers	7	7
FIRST DOWNS	35	5
Rushing	15	1
Passing	18	3
Penalty	2	1
RUSHING YARDAGE	331	4
Yards gained rushing	348	65
Yards lost rushing	17	61
Rushing Attempts	45	28
Average Per Rush	7.4	0.1
Average Per Game	331.0	4.0
TDs Rushing	7	0
PASSING YARDAGE	342	141
Comp-Att-Int	25-37-0	16-26-1
Average Per Pass	9.2	5.4
Average Per Catch	13.7	8.8
Average Per Game	342.0	141.0
TDs Passing	3	1
TOTAL OFFENSE	673	145
Total Plays	82	54
Average Per Play	8.2	2.7
Average Per Game	673.0	145.0
KICK RETURNS: #-Yards	0-0	0-0
PUNT RETURNS: #-Yards	6-41	0-0
INT RETURNS: #-Yards	1-25	0-0
KICK RETURN AVERAGE	0.0	0.0
PUNT RETURN AVERAGE	6.8	0.0
INT RETURN AVERAGE	25.0	0.0
FUMBLES-LOST	3-1	0-0
PENALTIES-Yards	3-30	10-67
Average Per Game	30.0	67.0
PUNTS-Yards	2-45	12-421
Average Per Punt	22.5	35.1
Net punt average	22.5	31.7
KICKOFFS-Yards	13-820	2-80
Average Per Kick	63.1	40.0
Net kick average	40.0	40.0
TIME OF POSSESSION/Game	32:56	27:04
3RD-DOWN Conversions	1/8	1/15
3rd-Down Pct	12%	7%
4TH-DOWN Conversions	2/3	0/2
4th-Down Pct	67%	0%
SACKS BY-Yards	7-53	0-0
MISC YARDS	0	0
TOUCHDOWNS SCORED	10	1
FIELD GOALS-ATTEMPTS	3-3	0-0
ON-SIDE KICKS	0-0	0-0
RED-ZONE SCORES	(8-8) 100%	(1-1) 100%
RED-ZONE TOUCHDOWNS	(6-8) 75%	(1-1) 100%
PAT-ATTEMPTS	(10-10) 100%	(1-1) 100%
ATTENDANCE	104527	0
Games/Avg Per Game	1/104527	0/0
Neutral Site Games		0/0

Score by Quarters	1st	2nd	3rd	4th	OT	Total
Penn State	20	24	14	21	0	79
Opponents	0	0	0	7	0	7

DEFENSIVE STATISTICS

##	Defensive Leaders	gp	Tackles			tfl/yds	Sacks no-yds	Pass defense			Fumbles		blkd	
			ua	a	tot			int-yds	brup	qbh	rcv-yds	ff	kick	saf
97	Mustipher, PJ	1	2	2	4	
38	Wade, Lamont	1	3	1	4	
13	Brooks, Ellis	1	1	2	3	
20	Isaac, Adisa	1	1	2	3	0.5-1	
40	Luketa, Jesse	1	1	2	3	0.5-1	.	.	1	
1S	Smith, Brandon	1	3	.	3	1.0-2	
26	Sutherland, Jonathan	1	2	1	3	2	.	
5	Castro-Fields, Tariq	1	3	.	3	1.0-2	
99	Gross-Matos, Yetur	1	2	1	3	2.5-17	2.5-17	
49	Joseph, Daniel	1	1	1	2	1.0-2	1.0-2	
10	Dixon, Lance	1	.	2	2	
36	Johnson, Jan	1	1	1	2	
35	Neff, Justin	1	1	1	2	
34	Simmons, Shane	1	.	2	2	
28	Oweh, Jayson	1	2	.	2	1.0-9	1.0-9	
19	Gordon, Trent	1	2	.	2	.	.	.	1	
29	Reid, John	1	2	.	2	1.0-16	1.0-16	1-25	
55	Shelton, Antonio	1	1	.	1	1.0-4	
54	Windsor, Robert	1	.	1	1	0.5-3	0.5-3	
7	Brisker, Jaquan	1	.	1	1	
11	Parsons, Micah	1	1	.	1	
24	Brown, DJ	1	1	.	1	.	.	.	1	
17	Taylor, Garrett	1	.	1	1	.	.	.	1	
18	Toney, Shaka	1	1	.	1	1.0-6	1.0-6	
6	Brown, Cam	1	1	.	1	
50	Chizmar, Max	1	.	1	1	
2	Ellis, Keaton	1	1	
Total		1	32	22	54	11-63	7-53	1-25	5	.	.	2	.	
Opponents		1	48	32	80	6-18	0-0	.	4	1	1-0	2	1	