

# PENN STATE MEN'S LACROSSE

## GAME 15: PENN STATE vs. JOHNS HOPKINS

MAY 4, 2019 | HIGHPOINT.COM STADIUM | PISCATAWAY, N.J.

### PROJECTED STARTING LINES (Numerical)

ATTACK	GP-GS	G	A	PTS
#1 Grant Ament	13-13	21	74	95
#3 Mac O'Keefe	14-14	54	15	69
#14 Dylan Foulds	14-14	29	9	38

MIDFIELD	GP-GS	G	A	PTS
#7 TJ Malone	14-6	27	4	31
#13 Nick Spillane	14-14	23	17	40
#25 Jack Kelly	11-11	28	5	33
#26 Dan Reaume	11-9	9	5	14
#33 Jack Traynor	14-1	12	3	15

DEFENSE MIDFIELD	GP-GS	G	GB	CT
#19 Brian Townsend	13-0	3	7	2
#4 Bobby Burns	14-1	1	20	3
#23 Tommy Wright*	14-0	0	28	6
#31 Kevin Fox*	14-0	2	13	10

CLOSE DEFENSE	GP-GS	G	GB	CT
#16 Chris Sabia	14-14	2	27	16
#43 Nick Cardile	14-14	1	26	11
#44 Brayden Peck	14-14	0	14	6

GOAL	GP-GS	MIN	GA	SAVE
#34 Colby Kneese	14-14	713:57	116	135

FACEOFF	GP-GS	GB	F/O	PCT.
#40 Gerard Arceri	14-0	136	211-338	.624

\*-Long Stick Middies

### THE MATCH-UP

The Penn State men's lacrosse team and Johns Hopkins have matched up 11 times with the Blue Jays taking the first nine meetings, however, Penn State is on a two-game streak over JHU.

In the last meeting on April 21, 2019, Penn State took down Johns Hopkins in the Big Ten regular season game, 20-9. Penn State saw sophomore Jack Kelly, who missed the last two games, come out on fire and recorded a career-best five points on four goals and assist. Redshirt junior Grant Ament recorded a team-best seven points, scoring a season-best four goals and added three assists.

The Nittany Lions got strong play from the defensive middies as well as senior Robby Black added one caused turnover and one ground ball, while McEvoy added two ground balls. Fellow short stick d-middies Brian Townsend, one caused turnover, and Bobby Burns, one ground ball, added to the impressive performance for the unit. For the LSMs, along with Wright's five ground balls, Kevin fox added one ground ball and one caused turnover.

### BIG HONORS

Redshirt-junior Grant Ament was named the unanimous Big Ten Offensive Player of the Year, senior Chris Sabia was named the Big Ten Defensive Player of the Year, and head coach Jeff Tambroni was named the 2019 Big Ten Coach of the Year.

Ament was the only unanimous selection to the All-Big Ten first team, and he was joined by Sabia and junior Mac O'Keefe on the first team.

The Nittany Lions saw juniors Gerard Arceri and Colby Kneese both earn a spot on the Second Team All-Big Ten.

Senior Nick Spillane was named the Nittany Lions' recipient for the Sportsmanship Award.

Tambroni earns his first Big Ten Coach of the Year honor after leading the Nittany Lions to a 12-1 regular season record, and a 5-0 record in the Big Ten for the first time in program history.

Ament, a 2017 First Team All-Big Ten selection, has racked up a Penn State record 88 points so far this season with 17 goals and both a Penn State record and a Big Ten single season record 71 assists. In Big Ten play alone, he scored seven goals and dished out 25 assists. He has added 12 ground balls and two game-winner goals. Ament is the conference's first unanimous selection.

Sabia, a 2017 and 2018 All-Big Ten Second Team selection, has led the team with 16 caused turnovers while scooping up 27 ground balls and scoring two goals.

### 2019 SCHEDULE

13-1 OVERALL | 5-0 BIG TEN  
6-0 HOME • 4-1 AWAY • 3-0 NEUTRAL

F2!	VILLANOVA	W, 17-7
F9!	ROBERT MORRIS	W, 27-10
F16	at Stony Brook	W, 17-4
F23	at Yale	L, 13-14

M2	Penn	W, 15-14
M8	vs. Cornell(1)	W, 19-13
M10	vs. Jacksonville(1)	W, 24-11
M23	at Cleveland State	W, 15-11
M31*	at Maryland	W, 13-10

A7*%	OHIO STATE	W, 13-8
A13*%	at Michigan	W, 17-7
A21*	JOHNS HOPKINS	W, 20-9
A27*	RUTGERS	W, 14-13

M2	Rutgers (2)	W, 18-6
M4	Big Ten Tournament(2)	TBA
M8	NCAA Play-In Game(3)	TBA
M11	NCAA First Round(3)	TBA
M12	NCAA First Round(3)	TBA
M18	NCAA Quarterfinals(4)	TBA
M19	NCAA Quarterfinals(5)	TBA
M25	NCAA Semifinals(6)	TBA
M27	NCAA Final(6)	TBA

\* – Big Ten Conference game • \$ – Exhibition game  
% – Creator's Trophy game • All times Eastern  
Home games in CAPS at Panzer Stadium (! in Holuba Hall)

- (1) Charlotte, N.C.
- (2) Piscataway, N.J.
- (3) Campus Sites
- (4) Hempstead, N.Y.
- (5) East Hartford, Conn.
- (6) Philadelphia, Pa.

### JOHNS HOPKINS (2-9)

1916	L	1-14	
6/17/1942	L	6-10	A
4/10/1943	L	7-11	H
4/22/1943	L	1-12	A
5/11/1946	L	4-19	H
4/11/2015	L (2OT)	10-11	A
4/30/2015	L	9-14	N
4/17/2016	L	11-12	H
4/15/2017	L	11-13	A
4/14/2018	W	14-12	H
4/21/2019	W	20-9	H

### LAST TIME OUT

Penn State took down Rutgers in the opening round of the Big Ten Tournament, 18-6. It was the Nittany Lions' first postseason win in program history, and it was the first time any active player had beaten Rutgers in HighPoint.com Stadium. It was also the largest margin of victory in a Big Ten Tournament game.

Penn State started slow in the first quarter, going 3-2 with the host, but over the second and third quarters the Nittany Lions combined for 12 goals to take a healthy lead that they maintained throughout the game.

Along with the Nittany Lions offensive out-put, Penn State held Rutgers scoreless in the second quarter and the starting unit allowed just four goals during its time on the field.

### THINGS TO NOTE

- Went 5-5 on man-up, the first time Penn State has scored 5 man-up goals in a game since 3/27/10 vs. St. Johns.
- Grant Ament set the Big Ten single season points record against Rutgers, currently at 95
- O'Keefe moved to 54 goals on the year, breaking his own single season goals record at Penn State
- Grant Ament is just 4 assists away from breaking the NCAA single season assists record.

### 2019 AWARDS

**Grant Ament**  
 Unanimous Big Ten Player of the Year  
 Unanimous First Team All-Big Ten  
 3x Big Ten Player of the Week (2/5, 3/12, 4/23)  
 2x USILA Team of the Week (2/12, 3/12)  
 US Lacrosse National Player of the Week (3/12)  
 2019 Tewaaraton Watch List (2/28)  
 2019 Tewaaraton Nominee (top-25)

**Chris Sabia**  
 Big Ten Defensive Player of the Year  
 First Team All-Big Ten  
 Senior CLASS Award finalist (1 of 10) (3/29)  
 USILA Team of the Week (4/2)  
 Big Ten Defensive Player of the Week (4/23)

**Mac O'Keefe**  
 First Team All-Big Ten  
 Big Ten Player of the Week (2/19)  
 USILA Team of the Week (2/19)  
 2019 Tewaaraton Watch List (3/21)  
 2019 Tewaaraton Nominee (top-25)

**Nick Spillane**  
 Big Ten Sportsmanship Honoree  
 Big Ten Player of the Week (3/5)  
 USILA Team of the Week (3/5)

**Colby Kneese**  
 Second Team All-Big Ten  
 Big Ten Specialist of the Week (2/5)

**Gerard Arceri**  
 Second Team All-Big Ten  
 2x Big Ten Specialist of the Week (3/21, 4/16)  
 2019 Tewaaraton Watch List (2/28)

**Nick Cardile**  
 2x Big Ten Defensive Player of the Week (4/9, 4/30)

**TJ Malone**  
 3x Big Ten Freshman of the Week (2/5, 2/12, 3/12)

# 2019 PENN STATE MEN'S LACROSSE

## ACTIVE STREAKS

Redshirt junior Grant Ament has the eighth longest point scoring streak in the nation, recording a point in all 44 of his career games played at 71-138-209.

Junior Mac O'Keefe is on a 21-game goal scoring streak, dating back to March 17, 2018. He has scored 74 goals during that time. His streak is good for 9th in the nation. He is also on a 24-game point streak that started on March 3, 2018 with 79-25-104.

Penn State holds the nation's longest win-streak at 10 games.

## NCAA STAT RANKINGS

As a team, the Nittany Lions currently rank No. 1 in the nation in seven categories. They are the top team in points per game (27.64), scoring margin (7.50), scoring offense (17.29), assists per game (10.36), shot percentage (.424), and man-up offense (0.625). They also have the best winning percentage at 13-1 (.929).

Redshirt junior Grant Ament currently leads the nation in assists per game at 5.69. He also leads points per game at 7.31.

Junior Mac O'Keefe is second for goals per game at 3.86.

Freshman TJ Malone is seventh in the nation in shooting percentage at .474. Sophomore Jack Kelly is 10th in the nation in shooting percentage at .467 and redshirt junior Dylan Foulds is 18th at .446.

Junior Gerard Arceri is 14th in the nation in faceoff winning percentage at .624 and 10th in groundballs per game at 9.49.

## SYOSSET'S SHARP-SHOOTER

Junior Mac O'Keefe has been known as one of the nation's best shooters his entire career, and is the most prolific goal scorer in Penn State history.

The native of Syosset, New York is broke the Penn State career goals record on Saturday, April 13 on his first goal against Michigan. He passed Will Driscoll, who had 127 from 1999-2002.

O'Keefe is currently at 140 for his career.

On February 16 against Stony Brook, O'Keefe scored seven goal to recorded his 100th career goal, becoming the first junior to surpass that mark. O'Keefe's seventh goal at the 2:47 mark in the second quarter in that game. He is just the eighth player in Penn State history to score 100th career goals.

O'Keefe also happens to hold the single season record for goals after scoring 54, breaking the record he set in his rookie campaign of 51.

In an article from Inside Lacrosse from his freshman year, O'Keefe credited a fence to his success.

"It served as his own private shot incubator. It still does, to a degree. Mistakes, and there were many, were tangible. The brown wooden fence in Mac O'Keefe's backyard took the brunt of each miss. The fence, which has since been restored, was at one time in shambles. Pocked by white, round blotches and splintered in other areas, O'Keefe's backstop took a beating through the years. The family dog would go in and out because the fence had so many gaping holes in it."

"That fence is where it started. Where the vision and precision began. The moves against imaginary defenders. The perfected lefty release."

## COMING UP CLUTCH

Penn State has a clutch performer. It's probably not the first name you think of when it comes to the Nittany Lions offense, but Nick Spillane has established himself as a clutch performer.

When the situation requires it, Spillane is consistently there for his teammates on the offensive side of the field.

Spillane has recorded eight fourth quarter goals.

Let's set the scene for all of them to show the value of Penn State's No. 13.

Against Yale, Penn State trailed 13-8 early in the fourth quarter. Nick Spillane was able to get back-to-back goals to close the game to 13-11, helping ignite a comeback. Though it fell short, it wasn't due to lack of effort.

Against Penn, Spillane was on a different planet in the closing minutes. In a back-and-forth game, it was senior midfielder Nick Spillane who was able to stick the dagger in the back of the net to secure the win for the Blue & White.

Redshirt junior attackman Grant Ament found Spillane with 2:39 left to play in the game, and Spillane took the jump shot that found its way to the back of Penn's net, tying the game at 14-14.

Off the ensuing faceoff, Penn would find itself with the win and possession but redshirt junior Tommy Wright caused a Penn turnover and defensive middle Brian Townsend scooped up the groundball and charged into the Nittany Lions' offensive side of the field. The Nittany Lions called a timeout with 2:18 left of the clock.

Out of the timeout, Penn State was able to get the ball in Spillane's stick, and the senior middle sniped a rocket of a shot that found the back of the cage and gave Penn State the lead with 2:01 left to play, and it was ultimately the game-winner.

His versatility speaks to his team's attitude of playing together as a group, which head coach Jeff Tambroni emphasizes on a weekly basis with his offense.

Against Cornell, despite having a sizable lead, Cornell clawed back to 14-11 with Cornell scoring the first goal of the fourth. However, Spillane shut down their energy scoring less than a minute later. He added another game-sealing goal in the final minutes.

In the game against Cleveland State, the Viking closed the gap to 12-10 after three straight CSU goals to open the fourth quarter. Again Spillane said ENOUGH and sniped an unassisted goal that started a 3-0 run for the Nittany Lions go put the game at bay.

Against Maryland, Spillane answered a Maryland goal in the fourth, keeping the Terrapins from gaining any momentum and keeping the Nittany Lions in the lead.

"Our offense is set up to take advantage of all six guys," Tambroni said. "The timeliness of his plays has to do with a combination of his ability, maturity and courage. In the Cornell game, he scored a couple of really big goals down the stretch, so I think he recognizes the moment as a veteran player.

"I also think he's courageous enough to make mistakes, and you need to have that senior leadership. If you do, you can be in every game as guys like that have a sense about them, and it is great to see him take a lead role in some of these crucial moments in these games."

## MOVIN' ON UP

Redshirt junior Grant Ament has put on a historical performance not only on the Penn State level but on both the conference and national level. His 74 assists this season gave him the Big Ten lead after his seven-dime day against Rutgers and he is also making his way up the career lists as well. If the season ended today, Ament would have the assists per game average that would top the NCAA record books as he is at 5.69 per game, well above the 5.25 record set by Dennis Fink, Drexel in 1978. Ament is currently just four assists away from breaking the NCAA single season record.

## BIG TEN INDIVIDUAL SINGLE SEASON RECORDS

### MOST ASSISTS:

<b>74</b>	<b>Grant Ament</b>	<b>2019</b>
69	Ray Altman, MD	1963
54	John Danowski, RU	1973
52	Mickey Webster, JHU	1959
	Roger Goss, MD	1960

## BIG TEN INDIVIDUAL CAREER RECORDS

### MOST ASSISTS

156	Gary Martin, PSU	1981-84
146	Ray Altman, MD	1961-63
143	Bob Boneillo, MD	1977-80
<b>138</b>	<b>Grant Ament</b>	<b>2016-17, 2019</b>
134	Dave Marr, JHU	1993-96

## NCAA INDIVIDUAL SINGLE SEASON RECORDS

### NCAA ASSISTS PER GAME

PLAYER, TEAM, YEAR	GM	A	APG
<b>Grant Ament, Penn State, 2019</b>	<b>13</b>	<b>74</b>	<b>5.69</b>
Dennis Fink, Drexel, 1978	12	63	5.25
Tim Goldstein, Cornell, 1987	14	73	5.21
Rick Handelman, Brown 1980	13	65	5.00
Kris Snider, Virginia 1977	9	42	4.67
Scott Montgomery, Vermont, 1984	14	65	4.64

### NCAA ASSISTS

PLAYER, TEAM, YEAR	GM	A
Steve Marohl, UMB, 1992	15	77
Lyle Thompson, Albany (NY), 2014	18	77
Joe Vasta, Air Force, 1986	—	75
<b>Grant Ament, Penn State, 2019</b>	<b>12</b>	<b>74</b>
Tim Goldstein, Cornell, 1987	14	73
Jason O'Neill, Yale, 1990	18	73

### NATIONAL RANKING TRENDS

WEEK	USILA	IL	US LAX MAG
<b>PRE</b>	<b>9</b>	<b>9</b>	<b>11</b>
<b>1</b>	<b>4</b>	<b>4</b>	<b>5</b>
<b>2</b>	<b>2</b>	<b>2</b>	<b>2</b>
<b>3</b>	<b>5</b>	<b>5</b>	<b>5</b>
<b>4</b>	<b>6</b>	<b>T-4</b>	<b>6</b>
<b>5</b>	<b>1</b>	<b>1</b>	<b>2</b>
<b>6</b>	<b>1</b>	<b>1</b>	<b>2</b>
<b>7</b>	<b>1</b>	<b>1</b>	<b>2</b>
<b>8</b>	<b>1</b>	<b>1</b>	<b>1</b>
<b>9</b>	<b>1</b>	<b>1</b>	<b>1</b>
<b>10</b>	<b>1</b>	<b>1</b>	<b>1</b>
<b>11</b>	<b>1</b>	<b>1</b>	<b>1</b>
<b>12</b>	<b>1</b>	<b>1</b>	<b>1</b>

# 2019 PENN STATE MEN'S LACROSSE

## RECORD-BREAKING DAY

On Sunday, March 10 against Jacksonville, Penn State saw two juniors break records.

Faceoff man Gerard Arceri surpass the school's career faceoff wins record. On his 14th faceoff win of the game against Jacksonville, Arceri become the Penn State record holder for career faceoff wins with 511, he now sits at 527 for his career. Starting the day at third on the all-time list, Arceri passed both second-place Greg Gurenlian (508; 2003-06) and first-place Danny Henneghan (510; 2010-13), to take sole possession of the top.

The Nittany Lions also saw Grant Ament take hold of the PSU single season assists record. On his seventh assist of the afternoon on that Sunday, Ament broke the Penn State single season assist record of 44 set by both Gary Martin (1982) and Jeff Connor (1988). Ament is now at 128 career assists, good for second all-time, trailing only Martin who recorded 156 from 1981-84.

## SABIA NAMED SENIOR CLASS AWARD FINALIST

Penn State men's lacrosse senior Chris Sabia has demonstrated excellence on and off the field, and that has recently been recognized by those at the Senior CLASS Award organization as he was named one of 10 finalists for the award. He is the only Big Ten student-athlete up for the award for men's lacrosse.

To be eligible for the award, a student-athlete must be classified as an NCAA Division I senior and have notable achievements in four areas of excellence: community, classroom, character and competition.

Sabia has excelled in all four areas.

Sabia, a labor and employment relations major, is also earning a business minor and will graduate with both to his name in his four years at Penn State. He has earned Academic All-Big Ten honors during both of his eligible seasons.

The defenseman has been a staple in leading the Penn State men's lacrosse team in the community. He led and put together a group of 10 teammates to participate in a day of volunteer work at the Habitat for Humanity of Greater Centre County & ReStore this past fall, and he has also participated in many other community service events. He was a part of the 2018 State College Sustainability and Diversity Expo, where he shared research and information on different initiatives in the local area. Each of the last four years, Sabia has helped freshmen move into their dorms on campus on Move-In Day and has participated in the "Day of Giving" on Penn State's campus the last four years as well. He has built a relationship with the Wounded Warriors Project by participating in the Wounded Warrior Walk, Run and Roll even, as well as a wheelchair basketball event.

Sabia was named a 2018-19 team captain for his work ethic and his competitive nature that helps lead the Penn State men's lacrosse team.

Sabia is also a two-year veteran of Penn State's Athletics Directors Leadership Institute.

The 10 names will be placed on the official ballot. Ballots will be distributed through a nationwide voting system to media, coaches and fans, who will select one candidate who best exemplifies excellence in the four Cs of community, classroom, character and competition.

## DRAFTED

Penn State saw Chris Sabia and Nick Spillane picked in the top-10 of the 2019 Major League Lacrosse Draft on March 8 in at the NASCAR Hall of Fame in Charlotte, N.C.

Sabia, a defenseman from Harleysville, Pennsylvania, was selected in the first round at the No. 8 pick and the first selection by the Dallas Rattlers.

Spillane, a midfielder from Franklin Square, New York, was the first pick of the second round, No. 10 overall, by the Ohio Machine.

Since the MLL Draft, the Machine folded and Spillane was picked up by the New York Lizards.

Sabia was also drafted into the Premier Lacrosse League on April 23. He was the 10th overall pick to the Chrome.

## MORE THAN A NUMBER

Penn State has special meaning behind the jersey numbers 11 and 16.

Matt Donnelly has proven his perseverance throughout his career and was given the No. 11 jersey as a freshman as the No. 11 is presented to a young man who has persevered in the face of adversity. Donnelly lost his father during his junior year of high school. The jersey number 11, worn by Michael Jacober, 2002-05, has become symbolic of the strength and compassion of the 2005 Penn State lacrosse team who rallied around Michael after his family was tragically killed in a plane crash during his senior season year.

The No. 16 uniform will be worn by Chris Sabia in 2019 as he was selected by former Nittany Lion Ryan Keenan to next wear the number, which has been presented annually, since 2016, to a senior who best represents the "Heart of a Competitor" in honor of our "Teammate for Life" Connor Darcey. Connor passed away tragically on June 12, 2015 in a car accident, prior to his redshirt junior season. The No. 16 is passed down by the student-athlete who had the honor of wearing the No. 16 during the previous season.

## ARCERI, AMENT & O'KEEFE ON TEWAARATON WATCH LIST

Penn State men's lacrosse juniors Grant Ament, Gerard Arceri and Mac O'Keefe were named to the 2019 Tewaaraton Watch List by the Tewaaraton Foundation committee.

Ament and Arceri were named to the initial list on February 28, while O'Keefe was added in the first round of additions on March 21.

Ament, a redshirt junior from Doylestown, Pa., and O'Keefe, out of Syosset, N.Y., has made their first appearances on a Tewaaraton Watch List.

This marks Arceri's third-straight appearance on the watch list as he was named added in the first round of addition in the 2017 season and was on the first edition in 2018. He made it to the final 25 and was considered a Tewaaraton Nominee in 2018.

## AMENT & O'KEEFE ON TEWAARATON NOMINEES

Penn State men's lacrosse redshirt junior Grant Ament and junior Mac O'Keefe have been named to the list of 25 nominees for the 2019 Tewaaraton Award on April 25.

## CAPTAINS

The Penn State head coach Jeff Tambroni named Mike Aronow, Matt Donnelly and Chris Sabia as captains for 2019.

Aronow, a native of Holbrook, N.Y., returns as team captain after being the only underclassman in the role in 2018, an honor he received after missing all of the 2017 season due to injury. In his comeback season as a redshirt junior, Aronow started all 14 games at defender, causing 11 turnovers, which was good for second on the team. He added 24 ground balls and an assist in 2018.

Donnelly, a native of Sewell, N.J., played in all 14 games in 2018, including earning four starts. He scored eight goals and added five assists for 13 points. He also added seven ground balls and two caused turnovers on the season. Donnelly has also proven his perseverance throughout his career, and was given the No. 11 jersey as a freshman.

Entering his senior campaign, Sabia started all 45 games in his collegiate career, and accumulated 51 career turnovers, 75 ground balls, six goals and an assist. The defenseman has earned both conference and national recognition as he was named both a 2017 and 2018 All-Big Ten second team honoree and was a USILA honorable mention All-American in 2017 and 2018 as well.

## PENN STATE VS. RANKED TEAMS

All-Time Record . . . . .	90-166
vs. No. 1 . . . . .	1-3
vs. No. 2 . . . . .	1-5
vs. No. 3 . . . . .	4-11
vs. No. 4 . . . . .	2-8
vs. No. 5 . . . . .	3-10
vs. No. 6 . . . . .	2-12
vs. No. 7 . . . . .	7-9
vs. No. 8 . . . . .	3-14
vs. No. 9 . . . . .	6-8
vs. No. 10 . . . . .	3-10
vs. No. 11 . . . . .	2-11
vs. No. 12 . . . . .	7-9
vs. No. 13 . . . . .	3-7
vs. No. 14 . . . . .	2-7
<b>vs. No. 15 . . . . .</b>	<b>8-6</b>
vs. No. 16 . . . . .	8-7
vs. No. 17 . . . . .	4-8
vs. No. 18 . . . . .	6-6
vs. No. 19 . . . . .	8-1
vs. No. 20 . . . . .	7-6

## WINS VS. TOP 5 TEAMS

<b>3/31/19: No. 3 Maryland . . . . .</b>	<b>13-10</b>
<b>3/8/19: No. 3 Cornell . . . . .</b>	<b>19-13</b>
4/14/18: No. 5 Johns Hopkins . . . . .	14-12
4/2/17: No. 5 Ohio State . . . . .	9-4
3/26/16: No. 1 Denver . . . . .	15-12
2/26/12: No. 2 Notre Dame . . . . .	4-3 (OT)
4/27/02: No. 3 Virginia . . . . .	13-8
4/18/90: No. 3 Towson . . . . .	16-13
5/3/08: No. 4 Georgetown . . . . .	12-11 (OT)
2/22/14: No. 4 Notre Dame . . . . .	8-7
3/15/98: No. 5 Georgetown . . . . .	14-13



# 2019 PENN STATE MEN'S LACROSSE

## 2019 ROSTER

No.	Name	Position	Year	Height	Weight	Hometown/High School/Last College
1	Grant Ament	A	R-Jr.	5-9	165	Doylestown, Pa. / The Haverford School
2	TJ Connellan	D	Jr.	6-1	185	Cazenovia, N.Y. / Cazenovia
3	Mac O'Keefe	A	Jr.	6-0	180	Syosset, N.Y. / Syosset
4	Bobby Burns	M	So.	5-10	185	Smithtown, N.Y. / Smithtown East
5	Kevin Hill	M	Sr.	5-11	190	Webster, N.Y. / Webster Thomas
6	Brandon Stern	M	R-Jr.	5-11	175	Cherry Hill, N.J. / Cherry Hill East
7	TJ Malone	A	Fr.	5-11	180	West Chester, Pa. / The Haverford School
8	Mike Shinske	M	So.	5-11	185	Medford, N.J. / Shawnee
9	Mitch Schaefer	M	Jr.	5-11	165	Canandaigua, N.Y. / Canandaigua Academy
10	John Nostrant	M	So.	5-8	160	Haverford, Pa. / The Haverford School
11	Matt Donnelly	A	Sr.	5-7	165	Sewell, N.J. / Clearview Regional
12	Seamus Glynn	A/M	Fr.	6-0	185	Villanova, Pa. / Malvern Prep
13	Nick Spillane	M	Sr.	5-10	190	Franklin Square, N.Y. / Carey
14	Dylan Foulds	A	R-Jr.	6-0	180	Port Coquitlam, B.C. (Canada) / Terry Fox Secondary
15	Robby Black	M	Sr.	6-4	205	Lutherville, Md. / McDonogh School
16	Chris Sabia	D	Sr.	6-2	200	Harleysville, Pa. / The Haverford School
17	Mike Aronow	D	R-Sr.	5-11	185	Holbrook, N.Y. / Sachem North
18	Joey Soran	D	So.	6-4	220	Aurora, Colo. / Regis Jesuit
19	Brian Townsend	M	So.	6-0	170	Silver Spring, Md. / Gonzaga College
20	Malcolm Glendinning	LSM	So.	5-10	185	Lafayette Hill, Pa. / Chestnut Hill Academy/Boston U
21	Nick McEvoy	M	Jr.	5-10	185	Washington, D.C. / Gonzaga College
23	Tommy Wright	LSM	R-Jr.	6-1	200	Garden City, N.Y. / Garden City
25	Jack Kelly	M	So.	6-1	190	Scarborough, Ontario, Canada / Birchmount Park, C.I.
26	Dan Reaume	M	R-Fr.	6-0	180	Beverly Hills, Mich. / Brother Rice
27	Barrett Sutley	M	Jr.	6-2	195	Owings Mills, Md. / McDonogh School
28	Cole Willard	A/M	So.	5-11	165	Cazenovia, N.Y. / Cazenovia
29	Tommy Baker	LSM	Fr.	6-1	175	Syracuse, N.Y. / West Genesee
30	Jake Glatz	M	So.	5-10	195	Shrewsbury, Pa. / Boys' Latin
31	Kevin Fox	D	Sr.	5-9	170	Annapolis, Md. / St. Mary's - Annapolis
32	Dean Lamela	D	Sr.	6-2	205	Brick, N.J. / The Lawrenceville School
33	Jack Traynor	A	Fr.	5-9	170	Downingtown, Pa. / Malvern Prep
34	Colby Kneese	G	Jr.	5-10	175	Dallas, Texas / Highland Park
35	CJ Battaglia	D	Fr.	5-10	160	Webster, N.Y. / Webster Thomas
38	Dylan Sulzbach	G	So.	5-8	180	Pittsford, N.Y. / Salisbury School
40	Gerard Arceri	M	Jr.	6-0	200	St. James, N.Y. / Smithtown East
41	Trevor Scollins	G	Sr.	6-1	175	Marshfield, Mass. / Marshfield
42	Joe White	A	Fr.	6-0	180	Richmond, Va. / Collegiate School
43	Nick Cardile	D	Jr.	6-1	185	West Grove, Pa. / Avon Grove
44	Brayden Peck	D	So.	5-11	190	West Grove, Pa. / Avon Grove
45	Jake McCaughan	D	So.	6-0	180	Medford, N.J. / St. Augustine Prep
46	Aleric Fyock	G	Fr.	6-1	220	Bowie, Maryland / St. Mary's - Annapolis
47	Brett Funk	D	Fr.	5-9	170	Medford, N.J. / Shawnee
48	Jordan Donaghy	M	Fr.	5-8	170	Westchester, Pa. / Malvern Prep
49	Nate Buller	A	Fr.	6-0	190	Herndon, Va. / Landon School
50	Brett Hobbs	M	Fr.	6-3	225	Wilmington, Del. / Salesianum

**HEAD COACH:** Jeff Tambroni (Hobart '92), Ninth Season

**ASSOCIATE HEAD COACH:** Peter Toner (Springfield '03), Ninth Season

**ASSISTANT COACH:** John Haus (Maryland '13), Second Season

**DIRECTOR OF OPERATIONS:** Taylor Mendoza (SUNY-Cortland '13), Second Season

**VOLUNTEER ASSISTANT COACH:** John Hogan (Cornell '15), Second Season

### PRONUNCIATIONS

Aleric Fyock	ala-RICK	Kneese	CUH-neese
	Fye-OCK	Lamela	luh-mel-UH
Ament	A-ment	McCaughan	Mc-CAWN
Arceri	ARE-sair-ee	Reaume	RAY-oom
Aronow	air-RUH-now	Sabia	say-BEE-uh
Cardile	car-DEAL	Tambroni	Tam-BRO-Knee
Connellan	cuh-NELL-in		
Donaghy	donna-GEE		
Foulds	Folds		

# #BRICKSQUAD

# 2019 PENN STATE MEN'S LACROSSE




**GRANT AMENT**  
#1 | R-JR. | ATTACK



**GERARD ARCERI**  
#40 | JR. | MIDFIELD



**MIKE ARONOW**  
#17 | R-SR. | DEFENSE



**TOMMY BAKER**  
#29 | FR. | MIDFIELD



**CJ BATTAGLIA**  
#35 | FR. | DEFENSE




**ROBBY BLACK**  
#15 | SR. | MIDFIELD



**NATE BULLER**  
#49 | FR. | ATTACK




**BOBBY BURNS**  
#4 | SO. | MIDFIELD



**NICK CARDILE**  
#43 | JR. | DEFENSE




**TJ CONNELLAN**  
#2 | JR. | DEFENSE



**JORDAN DONAGHY**  
#48 | FR. | MIDFIELD



**MATT DONNELLY**  
#11 | SR. | ATTACK




**DYLAN FOULDS**  
#14 | R-JR. | ATTACK




**KEVIN FOX**  
#31 | SR. | DEFENSE



**BRETT FUNK**  
#47 | FR. | DEFENSE



**ALERIC FYOCK**  
#46 | FR. | GOALIE



**JAKE GLATZ**  
#30 | SO. | MIDFIELD




**MALCOLM GLENDINNING**  
#20 | SO. | MIDFIELD



**SEAMUS GLYNN**  
#12 | FR. | MIDFIELD



**KEVIN HILL**  
#5 | SR. | MIDFIELD




**BRETT HOBBS**  
#50 | FR. | MIDFIELD



**JACK KELLY**  
#29 | SO. | MIDFIELD




**COLBY KNEESE**  
#34 | JR. | GOALIE




**DEAN LAMELA**  
#32 | SR. | DEFENSE



**TJ MALONE**  
#7 | FR. | ATTACK




**JAKE MCCAUGHAN**  
#45 | SO. | DEFENSE




**NICK MCEVOY**  
#21 | JR. | MIDFIELD



**JOHN NOSTRANT**  
#10 | SO. | MIDFIELD



**MAC O'KEEFE**  
#3 | JR. | ATTACK




**BRAYDEN PECK**  
#44 | SO. | DEFENSE




**DAN REAUME**  
#26 | R-FR. | MIDFIELD




**CHRIS SABIA**  
#25 | SR. | DEFENSE




**MITCH SCHAEFER**  
#9 | JR. | MIDFIELD



**TREVOR SCOLLINS**  
#41 | SR. | GOALIE




**MIKE SHINSKE**  
#8 | SO. | MIDFIELD



**JOEY SORAN**  
#18 | SO. | DEFENSE



**NICK SPILLANE**  
#13 | SR. | MIDFIELD



**BRANDON STERN**  
#6 | R-JR. | MIDFIELD



**DYLAN SULZBACH**  
#38 | SO. | GOALIE



**BARRETT SUTLEY**  
#27 | JR. | MIDFIELD



**BRIAN TOWNSEND**  
#119 | SO. | MIDFIELD



**JACK TRAYNOR**  
#33 | FR. | ATTACK



**JOE WHITE**  
#42 | FR. | ATTACK



**COLE WILLARD**  
#28 | SO. | ATTACK/MID



**TOMMY WRIGHT**  
#23 | R-JR. | DEFENSE



**JEFF TAMBRONI**  
HEAD COACH



**PETER TONER**  
ASSOCIATE HEAD COACH



**JOHN HAUS**  
ASSISTANT COACH

#WEARE

# 2019 PENN STATE MEN'S LACROSSE



## HEAD COACH JEFF TAMBRONI

Ninth Year | Hobart '92

Career Record: 177-90 (.663) / 18 Seasons | At Penn State: 68-50 (.576) / Eight Season

**2019 BIG TEN COACH OF THE YEAR**  
**2009 USILA DI COACH OF THE YEAR**  
**2011 CAA CO-COACH OF THE YEAR**  
**2013 CAA COACH OF THE YEAR**  
**2014 U.S. MEN'S NATIONAL TEAM ASSISTANT COACH**  
**HOBART HALL OF FAME (CLASS OF '18)**

Jeff Tambroni, who is in his ninth season at Penn State in 2019, has a 177-90 career record, and a 68-50 record at the helm of the Nittany Lion squad.

Tambroni led the Nittany Lions to the NCAA Tournament in 2013 and 2017.

Tambroni, one of the sport's most decorated coaches, enters the 2019 season eighth among all active Division I coaches in career win percentage. In 2018, the Nittany Lions went 8-6 overall, 2-3 in Big Ten play. Throughout the season, Penn State grabbed ranked wins over No. 13 Penn, 10-7, and the program's first win over No. 5 Johns Hopkins, 14-12. Gerard Arceri made a name for himself on a national level with a 68.1-winning percentage at the 'x,' earning 216 wins on the season. He scooped up an impressive 145 groundballs, for 10.36 per game average, adding a career-best six goals, while dishing out one assist. His percentage at the face and his ground balls per game were both good for fourth in the NCAA and led the Big Ten. He was named the Big Ten Specialist of the Year, First Team All-Big Ten, and USILA third team All-Americans. Mac O'Keefe was also named first-team All-Big Ten, and was a USLJA honorable-mention All-American along with Chris Sabia. Ryan Keenan was selected to the USILA North-South Team, and was drafted 54th in the MLL Draft to the Ohio Machine.

In 2018, Tambroni led the Nittany Lions to a 12-4 record, just the seventh double-digit win season, and only the second in the last 20 seasons (2013, 2017). Penn State set a program record, opening the season with a 10-0 record for the best start in school history. The 10th win highlighted the streak as Penn State took down No. 5 Ohio State, 9-4, to earn just the eighth victory in program history over a top-five team. Penn State also earned their first winning record in Big Ten play, going 3-2. Tambroni saw three student-athletes earn USILA All-America honorable mention honors, while Nick Aponete earned a USILA Scholar All-America accolades.

Penn State's 2013 campaign saw Tambroni lead Penn State to one of the greatest seasons in program history while celebrating its 100th season. The Nittany Lions set a record for wins (12) and earned the program's first outright regular-season conference title by sweeping the CAA with a 6-0 record. PSU rattled off 10-straight wins from March through May to earn the school's third NCAA bid and first chance to host an NCAA Tournament game.

The program's 12 wins in 2017 tied the record. There have been four USILA Scholar All-America honorees under Tambroni and 14 USILA All-Americans during his time at Penn State.

Tambroni was named USILA Division I Coach of the Year following the 2009 season while at Cornell and was tabbed the 2007 and 2009 Field Turf/NCAA Division I Coach of the Year. Tambroni was also the 2004 and 2009 Ithaca Journal Male Coach of the Year and a three-time National Coach of the Week.

While at Cornell, Tambroni became the 10th-fastest coach to reach the 100-win mark when he accomplished the feat in his 134th career game in March 2010.

During his tenure, his players earned 37 first-team All-Ivy honors, including five Ivy League awards, and three conference Rookie of the Year selections. Thirty-nine players, also garnered All-America recognition.

A 1992 graduate, Tambroni earned his bachelor's degree in American studies. He claimed first-team All-America honors as a senior and was twice named a second-team All-American (1990-91). The MVP of the 1990 NCAA title game, Tambroni helped lead the team to back-to-back NCAA championships (1990-91) and left Hobart tied for seventh on the school's all-time scoring list with 202 points, and currently sits in eighth.

Before embarking upon his collegiate coaching career, Tambroni coached the Heaton Mersey Lacrosse Club of the English Lacrosse Union for one year and served as a visiting coach for the Czech-American Lacrosse Foundation in Prague in the summer of 1996.

Tambroni and his wife, Michelle, have three daughters, Carissa, Madison, and Ella. Michelle played field hockey at Penn State from 1988-90 and

### TAMBRONI YEAR-BY-YEAR

Season	Overall	Pct.	Conf.	Pct.	Finish	Championships	Postseason Finish
2001	7-6	.538	4-2	.667	T-2nd		
2002	11-4	.733	4-2	.667	T-2nd		NCAA Quarterfinals
2003	9-4	.692	5-1	.833	T-1st	Co-Ivy Champions	
2004	9-5	.643	5-1	.833	T-1st	Co-Ivy Champions	NCAA Quarterfinals
2005	11-3	.786	6-0	1.000	1st	Ivy Champions	NCAA Quarterfinals
2006	11-3	.786	5-1	.833	T-1st	Co-Ivy Champions	NCAA First Round
2007	15-1	.938	6-0	1.000	1st	Ivy Champions	NCAA Semifinals
2008	11-4	.733	5-1	.833	T-1st	Co-Ivy Champions	NCAA First Round
2009	13-4	.764	5-1	.833	T-1st	Co-Ivy Champions	NCAA Runner-Up
2010	12-6	.667	4-2	.667	T-1st	Co-Ivy Champions	NCAA Semifinals
<i>At Cornell (10)</i>	<i>109-40</i>	<i>.732</i>	<i>49-11</i>	<i>.817</i>		<i>8 Ivy League Titles</i>	<i>8 NCAA Tournaments</i>
2011	7-7	.500	4-2	.667	2nd		CAA Tournament
2012	9-6	.600	5-1	.833	2nd		CAA Tournament
2013	12-5	.706	6-0	1.000	1st	CAA Regular Season	NCAA First Round
2014	7-6	.538	3-2	.600	3rd		
2015	5-9	.357	2-3	.400	4th		Big Ten Semifinals
2016	8-7	.533	2-3	.400	4th		Big Ten Semifinals
2017	12-4	.750	3-2	.600	4th		NCAA First Round
2018	8-6	.571	2-3	.400	5th		
<i>At PSU (8)</i>	<i>68-50</i>	<i>.576</i>	<i>27-15</i>	<i>.643</i>		<i>1 CAA Title</i>	<i>2 NCAA Tourney</i>
<b>Career (18)</b>	<b>177-90</b>	<b>.663</b>	<b>76-27</b>	<b>.738</b>		<b>9 League Titles</b>	<b>10 NCAA Appearances</b>

#BRICKSQUAD



# 2019 PENN STATE MEN'S LACROSSE

## 2019 PENN STATE MEN'S LACROSSE

OVERALL: 13-1 • BIG TEN: 5-0 • Home: 6-0 • Away: 4-1 • Neutral: 3-0

Date	Opponent	Result	Score	Overall	B1G	Att.	Goal Scorers	Goalkeeper (Record)
Feb. 2	VILLANOVA®	W	17-7	1-0	0-0	875	Ament (3), Malone (3), Foulds (3), O'Keefe (2), Spillane (2), Hill (1), Reaume (1), Willard (1), Arceri (1)	Kneese (1-0)
Feb. 9	ROBERT MORRIS®	W	27-7	2-0	0-0	826	O'Keefe (5), Malone (4), Kelly (3), Spillane (2), Foulds (2), Traynor (2), Ament (1), McEvoy (1), Reaume (1), Townsend (1), Burns (1), Buller (1), Arceri (1), Fox (1), Sutley (1)	Kneese (2-0)
Feb. 16	Stony Brook	W	17-4	3-0	0-0	1330	O'Keefe (7), Kelly (3), Malone (2), Traynor (2), Ament (1), Reaume (1), Foulds (1)	Kneese (3-0)
Feb. 25	#7 Yale	L	13-14	3-1	0-0	1980	O'Keefe (5), Ament (2), Spillane (2), Kelly (2), Foulds (1), Reaume (1)	Kneese (3-1)
Mar. 2	PENN	W	15-14	4-1	0-0	530	Spillane (3), O'Keefe (3), Kelly (3), Foulds (3), Ament (1), Malone (1), Willard (1)	Kneese (4-1)
Mar. 8	vs. #3 Cornell*	W	19-13	5-1	0-0	503	O'Keefe (6), Spillane (4), Foulds (4), Reaume (2), Townsend (1), Kelly (1), Traynor (1)	Kneese (5-1)
Mar. 10	vs. Jacksonville*	W	24-11	6-1	0-0	1934	Malone (7), Kelly (4), O'Keefe (3), Foulds (3), Ament (2), Nostrant (1), Sabia (1), Glatz (1), Fox (1), Hobbs (1)	Kneese (6-1)
Mar. 23	at Cleveland State	W	15-11	7-1	0-0	805	O'Keefe (5), Spillane (5), Foulds (2), Malone (1), Arceri (1), Donnelly (1), Cardile (1), White (1)	Kneese (7-1)
Mar. 31	at #3 Maryland <sup>!</sup>	W	13-10	8-1	1-0	3837	Kelly (3), O'Keefe (2), Spillane (2), Traynor (2), Reaume (1), Malone (1), Foulds (1), Willard (1)	Kneese (8-1)
Apr. 7	#7 OHIO STATE <sup>!</sup>	W	13-8	9-1	2-0	2301	O'Keefe (3), Willard (3), Ament (2), Spillane (1), Foulds (1), Malone (1), Reaume (1), Townsend (1)	Kneese (9-1)
Apr. 13	Michigan <sup>!</sup>	W	17-7	10-1	3-0	1530	O'Keefe (4), Foulds (3), Malone (2), Ament (1), Spillane (1), Reaume (1), Willard (1), Traynor (1), Arceri (1), White (1), Glynn (1)	Kneese (10-1)
Apr. 21	#16 JOHNS HOPKINS <sup>!</sup>	W	20-9	11-1	4-0	2192	Ament (4), Kelly (4), Foulds (3), Spillane (2), Traynor (2), O'Keefe (1), Arceri (1), Sabia (1), McEvoy (1)	Kneese (11-1)
Apr. 27	#20 RUTGERS <sup>!</sup>	W	14-13	12-1	5-0	2277	O'Keefe (4), Kelly (3), Foulds (2), Willard (2), Traynor (1), Malone (1)	Kneese (12-1)
May 2	at #20 RUTGERS®	W	18-6	13-1	5-0	2097	Ament (4), Malone (4), O'Keefe (3), Kelly (2), Spillane (1), Donnelly (1), Black (1), Traynor (1), Hobbs (1)	Kneese (13-1)

Home games in CAPS at Panzer Stadium

@ Home game played at Holuba Hall

\* Games played in Charlotte, N.C. at the Crown Classic

! - Big Ten Game @ - Big Ten Tournament game

### ATTENDANCE SUMMARY

	Games	Total Attendance	Average
Home	6	9001	1500
Away	4	5645	1129
Neutral	3	4534	1512
All games	13	17083	1315

#WEARE

# 2019 PENN STATE MEN'S LACROSSE

## The Automated ScoreBook Penn State Combined Team Statistics All games (as of May 02, 2019)

RECORD:	OVERALL	HOME	AWAY	NEUTRAL
ALL GAMES	13-1	6-0	4-1	3-0
CONFERENCE	5-0	3-0	2-0	0-0
NON-CONFERENCE	8-1	3-0	2-1	3-0

Date	Opponent	Score	Att.	##	PLAYER	GP	G	A	Pts	Sh	Up	Dn	GB	Faceoff	
Feb 02	VILLANOVA	w	17-7	875	1	Grant Ament	13	21	74	95	54	2	0	14	0-0
Feb 09	ROBERT MORRIS	w	27-10	826	3	Mac O'Keefe	14	54	15	69	121	8	0	23	0-0
Feb 16	at SBU	w	17-4	1330	13	Nick Spillane	14	23	17	40	60	4	0	19	0-0
Feb 23	at #6 Yale Bulldogs	L	13-14	1980	14	Dylan Foulds	14	29	9	38	64	6	0	9	0-0
Mar 02	PENN	w	15-14	530	25	Jack Kelly	11	28	5	33	60	3	0	10	0-0
Mar 08	vs #2 Cornell	w	19-13	503	7	TJ Malone	14	27	4	31	57	6	0	12	0-0
Mar 10	vs Jacksonville	w	24-11	1934	33	Jack Traynor	14	12	3	15	26	0	0	10	0-0
Mar 23	at Cleveland State	w	15-11	805	26	Dan Reaume	11	9	5	14	21	0	0	3	0-0
* Mar 31	at #3 Maryland	w	13-10	3837	28	Cole Willard	12	9	1	10	19	0	0	11	0-0
* Apr 07	#7 OHIO STATE	w	13-8	2301	40	Gerard Arceri	14	5	1	6	13	0	0	136	211-338
* Apr 13	at Michigan	w	17-7	1530	12	Seamus Glynn	7	2	3	5	5	0	0	1	0-0
* Apr 21	#16 JOHNS HOPKINS	w	20-9	2192	50	Brett Hobbs	8	2	2	4	6	0	0	2	0-0
* Apr 27	#20 RUTGERS	w	14-13	2277	42	Joe White	8	2	2	4	5	0	0	3	0-0
May 02	vs #20 RUTGERS	w	18-6	2097	19	Brian Townsend	13	3	0	3	7	0	1	7	0-0
					11	Matt Donnelly	10	2	1	3	7	0	0	2	0-0
					21	Nick McEvoy	14	2	1	3	5	0	0	14	5-14
					16	Chris Sabia	14	2	0	2	5	0	0	32	0-0
					31	Kevin Fox	14	2	0	2	3	0	0	13	0-0
					49	Nate Buller	8	1	1	2	7	0	0	0	0-0
					43	Nick Cardile	14	1	1	2	3	0	0	30	0-0
					4	Bobby Burns	14	1	0	1	9	0	0	22	0-0
					5	Kevin Hill	1	1	0	1	5	1	0	0	0-0
					15	Robby Black	14	1	0	1	2	0	0	6	0-0
					10	John Nostrant	8	1	0	1	2	0	0	1	0-0
					30	Jake Glatz	10	1	0	1	1	0	0	13	34-62
					27	Barrett Sutley	5	1	0	1	1	0	0	1	0-0
					23	Tommy Wright	14	0	0	0	2	0	0	30	0-0
					2	TJ Connellan	13	0	0	0	1	0	0	4	0-0
					48	Jordan Donaghy	6	0	0	0	0	0	0	2	0-8
					47	Brett Funk	5	0	0	0	0	0	0	2	0-0
					45	Jake McCaughan	7	0	0	0	0	0	0	1	0-0
					44	Brayden Peck	14	0	0	0	0	0	0	14	0-0
					41	Trevor Scollins	7	0	0	0	0	0	0	4	0-0
					38	Dylan Sulzbach	2	0	0	0	0	0	0	0	0-0
					35	CJ Battaglia	7	0	0	0	0	0	0	0	0-0
					34	Colby Kneese	14	0	0	0	0	0	0	23	0-0
					32	Dean Lamela	6	0	0	0	0	0	0	1	0-0
					20	Malcolm Glendinning	6	0	0	0	0	0	0	2	0-0
					17	Mike Aronow	9	0	0	0	0	0	0	4	0-0
					8	Mike Shinske	3	0	0	0	0	0	0	0	0-0
					6	Brandon Stern	6	0	0	0	0	0	0	1	0-0
					Total	14	242	145	387	571	30	1	482	250-422	
					Opponents	14	137	74	211	562	15	0	398	172-422	

TEAM STATISTICS	PSUMLAX	OPP
<b>SHOT STATISTICS</b>		
Goals-Shot attempts	242-571	137-562
Goals scored per game	17.29	9.79
Shot pct.	.424	.244
Shots on goal-Attempts	395-571	303-562
SOG pct.	.692	.539
Shots/Game	40.8	40.1
Assists	145	74
<b>MAN-UP OPPORTUNITIES</b>		
Goals-Opportunities	30-48	15-44
Conversion Percent	.625	.341
<b>GOAL BREAKDOWN</b>		
Total Goals	242	137
Man-up	30	15
Man-down	1	0
Unassisted	97	63
Overtime	0	0
Goals scored average	17.29	9.79
<b>GROUND BALLS</b>		
	482	398
<b>TURNOVERS</b>		
	220	206
<b>CAUSED TURNOVERS</b>		
	99	122
<b>FACEOFFS (W-L)</b>		
	250-422	172-422
Faceoff W-L Pct.	.592	.408
<b>CLEARs</b>		
	240-287	217-267
Clear Pct.	.836	.813
<b>PENALTIES</b>		
Number	47	53
Minutes	36:00	39:00
<b>ATTENDANCE</b>		
Total	9001	9482
Dates/Avg Per Date	6/1500	5/1896
Neutral Site #/Avg	3/1511	

##	Goalie	GP	Min.	GA	GAAvg	Save	Pct	W-L-T
38	Dylan Sulzbach	2	10:22	1	5.79	4	.800	0-0-0
34	Colby Kneese	14	764:43	121	9.49	146	.547	13-1-0
41	Trevor Scollins	7	64:55	15	13.86	16	.516	0-0-0
Total		14	840:00	137	9.79	166	.548	13-1-0
Opponents		14	840:00	242	17.29	153	.387	1-13-0

Goals by Period	1st	2nd	3rd	4th	Total
Penn State	78	56	61	47	242
Opponents	32	28	41	36	137

Saves by Period	1st	2nd	3rd	4th	Total
Penn State	50	35	40	41	166
Opponents	58	40	33	22	153

Shots by Period	1st	2nd	3rd	4th	Total
Penn State	175	154	139	103	571
Opponents	147	132	136	147	562

Shots on Goal	1st	2nd	3rd	4th	Total
Penn State	136	96	94	69	395
Opponents	82	63	81	77	303



# 2019 PENN STATE MEN'S LACROSSE

## The Automated ScoreBook Penn State Combined Team Statistics Conference games (as of Apr 29, 2019)

RECORD:	OVERALL	HOME	AWAY	NEUTRAL
ALL GAMES	5-0	3-0	2-0	0-0
CONFERENCE	5-0	3-0	2-0	0-0
NON-CONFERENCE	0-0	0-0	0-0	0-0

Date	Opponent	Score	Att.
* Mar 31	at #3 Maryland	w 13-10	3837
* Apr 07	#7 OHIO STATE	w 13-8	2301
* Apr 13	at Michigan	w 17-7	1530
* Apr 21	#16 JOHNS HOPKINS	w 20-9	2192
* Apr 27	#20 RUTGERS	w 14-13	2277

TEAM STATISTICS	PSUMLAX	OPP
<b>SHOT STATISTICS</b>		
Goals-Shot attempts	77-185	47-191
Goals scored per game	15.40	9.40
Shot pct.	.416	.246
Shots on goal-Attempts	129-185	101-191
SOG pct.	.697	.529
Shots/Game	37.0	38.2
Assists	48	25
<b>MAN-UP OPPORTUNITIES</b>		
Goals-Opportunities	8-16	4-12
Conversion Percent	.500	.333
<b>GOAL BREAKDOWN</b>		
Total Goals	77	47
Man-up	8	4
Man-down	0	0
Unassisted	29	22
Overtime	0	0
Goals scored average	15.40	9.40
<b>GROUND BALLS</b>		
	150	126
<b>TURNOVERS</b>		
	74	72
<b>CAUSED TURNOVERS</b>		
	32	32
<b>FACEOFFS (W-L)</b>		
	87-139	52-139
Faceoff W-L Pct.	.626	.374
<b>CLEARs</b>		
	84-102	88-102
Clear Pct.	.824	.863
<b>PENALTIES</b>		
Number	13	19
Minutes	9:00	16:00
<b>ATTENDANCE</b>		
Total	6770	5367
Dates/Avg Per Date	3/2257	2/2684
Neutral Site #/Avg	0/0	

##	PLAYER	GP	G	A	Pts	Sh	Up	Dn	GB	Faceoff
1	Grant Ament	5	7	25	32	19	1	0	3	0-0
3	Mac O'Keefe	5	15	6	21	39	2	0	4	0-0
14	Dylan Foulds	5	10	6	16	21	3	0	1	0-0
25	Jack Kelly	3	10	3	13	21	0	0	6	0-0
13	Nick Spillane	5	6	5	11	22	1	0	5	0-0
28	Cole Willard	5	7	1	8	13	0	0	3	0-0
33	Jack Traynor	5	6	0	6	8	0	0	3	0-0
7	TJ Malone	5	5	0	5	19	1	0	0	0-0
26	Dan Reaume	4	3	2	5	6	0	0	1	0-0
40	Gerard Arceri	5	2	0	2	6	0	0	58	86-136
12	Seamus Glynn	2	2	0	2	2	0	0	0	0-0
16	Chris Sabia	5	1	0	1	2	0	0	11	0-0
42	Joe White	2	1	0	1	1	0	0	0	0-0
21	Nick McEvoy	5	1	0	1	1	0	0	5	0-0
19	Brian Townsend	5	1	0	1	1	0	0	2	0-0
49	Nate Buller	2	0	0	0	1	0	0	0	0-0
11	Matt Donnelly	3	0	0	0	1	0	0	0	0-0
4	Bobby Burns	5	0	0	0	1	0	0	7	0-0
2	TJ Connellan	5	0	0	0	1	0	0	1	0-0
50	Brett Hobbs	3	0	0	0	0	0	0	0	0-0
47	Brett Funk	2	0	0	0	0	0	0	1	0-0
45	Jake McCaughan	2	0	0	0	0	0	0	0	0-0
44	Brayden Peck	5	0	0	0	0	0	0	4	0-0
43	Nick Cardile	5	0	0	0	0	0	0	14	0-0
41	Trevor Scollins	2	0	0	0	0	0	0	0	0-0
35	CJ Battaglia	2	0	0	0	0	0	0	0	0-0
34	Colby Kneese	5	0	0	0	0	0	0	5	0-0
32	Dean Lamela	1	0	0	0	0	0	0	0	0-0
31	Kevin Fox	5	0	0	0	0	0	0	3	0-0
30	Jake Glatz	3	0	0	0	0	0	0	0	1-3
27	Barrett Sutley	1	0	0	0	0	0	0	0	0-0
23	Tommy Wright	5	0	0	0	0	0	0	11	0-0
20	Malcolm Glendinning	2	0	0	0	0	0	0	1	0-0
17	Mike Aronow	5	0	0	0	0	0	0	0	0-0
15	Robby Black	5	0	0	0	0	0	0	1	0-0
10	John Nostrant	3	0	0	0	0	0	0	0	0-0
6	Brandon Stern	1	0	0	0	0	0	0	0	0-0
Total		5	77	48	125	185	8	0	150	87-139
Opponents		5	47	25	72	191	4	0	126	52-139

##	Goalie	GP	Min.	GA	GAAvg	Save	Pct	W-L-T
41	Trevor Scollins	2	9:15	1	6.49	1	.500	0-0-0
34	Colby Kneese	5	290:45	46	9.49	53	.535	5-0-0
Total		5	300:00	47	9.40	54	.535	5-0-0
Opponents		5	300:00	77	15.40	52	.403	0-5-0

Goals by Period	1st	2nd	3rd	4th	Total
Penn State	26	15	20	16	77
Opponents	11	11	16	9	47

Saves by Period	1st	2nd	3rd	4th	Total
Penn State	18	9	13	14	54
Opponents	15	13	13	11	52

Shots by Period	1st	2nd	3rd	4th	Total
Penn State	50	47	47	41	185
Opponents	52	43	47	49	191

Shots on Goal	1st	2nd	3rd	4th	Total
Penn State	41	28	33	27	129
Opponents	29	20	29	23	101

# 2019 PENN STATE MEN'S LACROSSE

## OVERALL

## CONFERENCE

#	Player	gp-gs	g	a	pts	sh	sh%	sog	sog%	to	ct	gw	qb
1	Grant Ament	13-13	21	74	95	54	.389	31	.574	28	0	2	14
3	Mac O'Keefe	14-14	54	15	69	121	.446	84	.694	22	7	1	23
13	Nick Spillane	14-14	23	17	40	60	.383	37	.617	13	4	3	19
14	Dylan Foulds	14-14	29	9	38	64	.453	45	.703	11	3	1	9
25	Jack Kelly	11-11	28	5	33	60	.467	44	.733	7	0	3	10
7	TJ Malone	14-6	27	4	31	57	.474	45	.789	14	2	1	12
33	Jack Traynor	14-1	12	3	15	26	.462	20	.769	8	0	1	10
26	Dan Reaume	11-9	9	5	14	21	.429	15	.714	5	1	0	3
28	Cole Willard	12-0	9	1	10	19	.474	12	.632	6	1	0	11
40	Gerard Arceri	14-0	5	1	6	13	.385	11	.846	14	1	0	136
12	Seamus Glynn	7-0	2	3	5	5	.400	4	.800	3	0	0	1
50	Brett Hobbs	8-0	2	2	4	6	.333	6	1.000	3	0	0	2
42	Joe White	8-0	2	2	4	5	.400	4	.800	4	0	0	3
19	Brian Townsend	13-0	3	0	3	7	.429	6	.857	3	2	0	7
11	Matt Donnelly	10-1	2	1	3	7	.286	4	.571	1	0	0	2
21	Nick McEvoy	14-0	2	1	3	5	.400	2	.400	0	1	0	14
16	Chris Sabia	14-14	2	0	2	5	.400	4	.800	8	16	0	32
31	Kevin Fox	14-0	2	0	2	3	.667	2	.667	3	10	0	13
49	Nate Buller	8-0	1	1	2	7	.143	5	.714	0	0	0	0
43	Nick Cardile	14-14	1	1	2	3	.333	1	.333	7	13	0	30
4	Bobby Burns	14-1	1	0	1	9	.111	5	.556	9	3	0	22
5	Kevin Hill	1-1	1	0	1	5	.200	1	.200	0	0	0	0
15	Robby Black	14-0	1	0	1	2	.500	2	1.000	5	4	0	6
10	John Nostrant	8-0	1	0	1	2	.500	1	.500	2	2	0	1
30	Jake Glatz	10-0	1	0	1	1	1.000	1	1.000	5	0	1	13
27	Barrett Sutley	5-0	1	0	1	1	1.000	1	1.000	0	1	0	1
23	Tommy Wright	14-0	0	0	0	2	.000	1	.500	7	7	0	30
2	TJ Connellan	13-0	0	0	0	1	.000	1	1.000	0	6	0	4
48	Jordan Donaghy	6-0	0	0	0	0	.000	0	.000	0	0	0	2
47	Brett Funk	5-0	0	0	0	0	.000	0	.000	0	0	0	2
45	Jake McCaughan	7-0	0	0	0	0	.000	0	.000	1	1	0	1
44	Brayden Peck	14-14	0	0	0	0	.000	0	.000	2	6	0	14
41	Trevor Scollins	7-0	0	0	0	0	.000	0	.000	1	0	0	4
38	Dylan Sulzbach	2-0	0	0	0	0	.000	0	.000	0	0	0	0
35	CJ Battaglia	7-0	0	0	0	0	.000	0	.000	0	0	0	0
34	Colby Kneese	14-14	0	0	0	0	.000	0	.000	8	0	0	23
32	Dean Lamela	6-0	0	0	0	0	.000	0	.000	1	2	0	1
20	Malcolm Glendinning	6-0	0	0	0	0	.000	0	.000	0	0	0	2
17	Mike Aronow	9-0	0	0	0	0	.000	0	.000	1	4	0	4
8	Mike Shinske	3-0	0	0	0	0	.000	0	.000	1	0	0	0
6	Brandon Stern	6-0	0	0	0	0	.000	0	.000	2	0	0	1
Total		14	242	145	387	571	.424	395	.692	220	99	13	482
Opponents		14	137	74	211	562	.244	303	.539	206	122	1	398

gp-gs	g	a	pts	sh	sh%	sog	sog%	to	ct	gw	qb
5-5	7	25	32	19	.368	10	.526	12	0	1	3
5-5	15	6	21	39	.385	28	.718	8	2	0	4
5-5	6	5	11	22	.273	14	.636	6	1	1	5
5-5	10	6	16	21	.476	15	.714	4	0	0	1
3-3	10	3	13	21	.476	16	.762	3	0	2	6
5-4	5	0	5	19	.263	14	.737	2	1	1	0
5-0	6	0	6	8	.750	7	.875	1	0	0	3
4-3	3	2	5	6	.500	4	.667	2	0	0	1
5-0	7	1	8	13	.538	9	.692	2	0	0	3
5-0	2	0	2	6	.333	4	.667	4	0	0	58
2-0	2	0	2	2	1.000	2	1.000	1	0	0	0
3-0	0	0	0	0	.000	0	.000	0	0	0	0
2-0	1	0	1	1	1.000	1	1.000	0	0	0	0
5-0	1	0	1	1	1.000	1	1.000	2	1	0	2
3-0	0	0	0	1	.000	0	.000	1	0	0	0
5-0	1	0	1	1	1.000	1	1.000	0	0	0	5
5-5	1	0	1	2	.500	1	.500	4	6	0	11
5-0	0	0	0	0	.000	0	.000	1	5	0	3
2-0	0	0	0	1	.000	1	1.000	0	0	0	0
5-5	0	0	0	0	.000	0	.000	2	5	0	14
5-0	0	0	0	1	.000	0	.000	4	2	0	7
-											
5-0	0	0	0	0	.000	0	.000	0	2	0	1
3-0	0	0	0	0	.000	0	.000	0	0	0	0
3-0	0	0	0	0	.000	0	.000	0	0	0	0
1-0	0	0	0	0	.000	0	.000	0	0	0	0
5-0	0	0	0	0	.000	0	.000	3	0	0	11
5-0	0	0	0	1	.000	1	1.000	0	0	0	1
-											
2-0	0	0	0	0	.000	0	.000	0	0	0	1
2-0	0	0	0	0	.000	0	.000	0	0	0	0
5-5	0	0	0	0	.000	0	.000	1	3	0	4
2-0	0	0	0	0	.000	0	.000	0	0	0	0
-											
2-0	0	0	0	0	.000	0	.000	0	0	0	0
5-5	0	0	0	0	.000	0	.000	3	0	0	5
1-0	0	0	0	0	.000	0	.000	0	0	0	0
2-0	0	0	0	0	.000	0	.000	0	0	0	1
5-0	0	0	0	0	.000	0	.000	1	2	0	0
-											
1-0	0	0	0	0	.000	0	.000	0	0	0	0
5	77	48	125	185	.416	129	.697	74	32	5	150
5	47	25	72	191	.246	101	.529	72	32	0	126

## OVERALL

## CONFERENCE

#	Player	gp-gs	min.	ga	qaavg	saves	pct	w	l	t
38	Dylan Sulzbach	2-0	10:22	1	5.79	4	.800	0	0	0
34	Colby Kneese	14-14	764:43	121	9.49	146	.547	13	1	0
41	Trevor Scollins	7-0	64:55	15	13.86	16	.516	0	0	0
Total		14	840:00	137	9.79	166	.548	13	1	0
Opponents		14	840:00	242	17.29	153	.387	1	13	0

gp-gs	min.	ga	qaavg	saves	pct	w	l	t
-								
5-5	290:45	46	9.49	53	.535	5	0	0
2-0	9:15	1	6.49	1	.500	0	0	0
5	300:00	47	9.40	54	.535	5	0	0
5	300:00	77	15.40	52	.403	0	5	0

Goals by Period	1st	2nd	3rd	4th	Total
Penn State	78	56	61	47	242
Opponents	32	28	41	36	137

Goals by Period	1st	2nd	3rd	4th	Total
Penn State	26	15	20	16	77
Opponents	11	11	16	9	47

Shots by Period	1st	2nd	3rd	4th	Total
Penn State	175	154	139	103	571
Opponents	147	132	136	147	562

Shots by Period	1st	2nd	3rd	4th	Total
Penn State	50	47	47	41	185
Opponents	52	43	47	49	191

Saves by Period	1st	2nd	3rd	4th	Total
Penn State	50	35	40	41	166
Opponents	58	40	33	22	153

Saves by Period	1st	2nd	3rd	4th	Total
Penn State	18	9	13	14	54
Opponents	15	13	13	11	52

#BRICKSQUAD

# 2019 PENN STATE MEN'S LACROSSE

## 2019 PENN STATE TEAM HIGHS

POINTS	43	vs Robert Morris (Feb 09)
	39	vs Jacksonville (Mar 10)
GOALS	27	vs Robert Morris (Feb 09)
	24	vs Jacksonville (Mar 10)
ASSISTS	16	vs Robert Morris (Feb 09)
	15	vs Jacksonville (Mar 10)
SHOTS	51	vs Johns Hopkins (Apr 21)
	51	vs Robert Morris (Feb 09)
SHOT PERCENT	.529 (27-51)	vs Robert Morris (Feb 09)
	.514 (19-37)	vs Cornell (Mar 08)
SHOTS ON GOAL	41	vs Robert Morris (Feb 09)
	34	vs Jacksonville (Mar 10)
ON GOAL PERCENT	.865 (32-37)	vs Cornell (Mar 08)
	.804 (41-51)	vs Robert Morris (Feb 09)
SAVES	20	vs Villanova (Feb 02)
	17	vs Robert Morris (Feb 09)
GROUND BALLS	52	vs Jacksonville (Mar 10)
	45	vs RUTGERS (May 02)
	45	vs Cornell (Mar 08)
FACEOFF PERCENT	.786 (22-28)	at Michigan (Apr 13)
	.744 (29-39)	vs Jacksonville (Mar 10)
TURNOVERS	24	at Michigan (Apr 13)
	21	vs Jacksonville (Mar 10)
CAUSED TURNOVERS	11	at Yale Bulldogs (Feb 23)
	9	vs Cornell (Mar 08)
	9	vs Robert Morris (Feb 09)

## 2019 OPPONENT TEAM HIGHS

POINTS	25	at Yale Bulldogs (Feb 23)
	23	vs RUTGERS (Apr 27)
GOALS	14	vs PENN (Mar 02)
	14	at Yale Bulldogs (Feb 23)
ASSISTS	11	at Yale Bulldogs (Feb 23)
	10	vs RUTGERS (Apr 27)
SHOTS	50	vs Robert Morris (Feb 09)
	48	vs Villanova (Feb 02)
SHOT PERCENT	.419 (13-31)	vs Cornell (Mar 08)
	.359 (14-39)	at Yale Bulldogs (Feb 23)
SHOTS ON GOAL	27	vs Robert Morris (Feb 09)
	27	vs Villanova (Feb 02)
ON GOAL PERCENT	.677 (21-31)	vs Cornell (Mar 08)
	.655 (19-29)	at Michigan (Apr 13)
SAVES	14	vs Robert Morris (Feb 09)
	13	vs RUTGERS (May 02)
	13	vs Johns Hopkins (Apr 21)
	13	at Michigan (Apr 13)
	13	at Cleveland State (Mar 23)
	13	vs Cornell (Mar 08)
GROUND BALLS	40	at Yale Bulldogs (Feb 23)
	32	vs Jacksonville (Mar 10)
	32	vs PENN (Mar 02)
	32	vs Villanova (Feb 02)
FACEOFF PERCENT	.806 (25-31)	at Yale Bulldogs (Feb 23)
	.522 (12-23)	vs Ohio State (Apr 07)
TURNOVERS	23	at Yale Bulldogs (Feb 23)
	19	at Michigan (Apr 13)
CAUSED TURNOVERS	19	vs Cornell (Mar 08)

#WEARE



# 2019 PENN STATE MEN'S LACROSSE

## 2019 PENN STATE INDIVIDUAL HIGHS

POINTS	10	Grant Ament vs Jacksonville (Mar 10)
	10	Grant Ament vs Villanova (Feb 02)
GOALS	7	TJ Malone vs Jacksonville (Mar 10)
	7	Mac O'Keefe at SBU (Feb 16)
ASSISTS	9	Grant Ament vs Cornell (Mar 08)
	8	Grant Ament vs Jacksonville (Mar 10)
SHOTS	14	Mac O'Keefe at Michigan (Apr 13)
	13	Mac O'Keefe at SBU (Feb 16)
SHOTS ON GOAL	9	Mac O'Keefe at Michigan (Apr 13)
	9	Mac O'Keefe vs Cornell (Mar 08)
SAVES	19	Colby Kneese vs Villanova (Feb 02)
	14	Colby Kneese vs Ohio State (Apr 07)
GROUND BALLS	21	Gerard Arceri at Michigan (Apr 13)
	18	Gerard Arceri vs Cornell (Mar 08)
CAUSED TURNOVER	3	Nick Cardile vs Ohio State (Apr 07)
	3	Chris Sabia at Yale Bulldogs (Feb 23)
	3	Chris Sabia vs Robert Morris (Feb 09)
FACEOFFS WON	25	Gerard Arceri vs Cornell (Mar 08)
	22	Gerard Arceri at Michigan (Apr 13)

## 2019 OPPONENT INDIVIDUAL HIGHS

POINTS	7	Morrill, Jackson at Yale Bulldogs (Feb 23)
	6	Charalambides, Adam vs RUTGERS (Apr 27)
	6	Coyne, Tommy vs RUTGERS (Apr 27)
GOALS	6	Coyne, Tommy vs RUTGERS (Apr 27)
	5	Goldner, Adam vs PENN (Mar 02)
ASSISTS	5	Morrill, Jackson at Yale Bulldogs (Feb 23)
	4	Gallagher, Ryan vs RUTGERS (Apr 27)
	4	Charalambides, Adam vs RUTGERS (Apr 27)
SHOTS	16	Charalambides, Adam vs RUTGERS (Apr 27)
	10	Kyle Marr vs Johns Hopkins (Apr 21)
	10	Leclaire, Tre vs Ohio State (Apr 07)
	10	Goldner, Adam vs PENN (Mar 02)
SHOTS ON GOAL	7	Coyne, Tommy vs RUTGERS (Apr 27)
	6	WENDEL, Nick at Cleveland State (Mar 23)
	6	KEALEY, Corson vs Robert Morris (Feb 09)
	6	Froccaro, Joey vs Villanova (Feb 02)
SAVES	13	Edelmann, Max vs RUTGERS (May 02)
	13	Ryan Darby vs Johns Hopkins (Apr 21)
	13	Garn, Gunner at Michigan (Apr 13)
GROUND BALLS	22	Ierlan, TD at Yale Bulldogs (Feb 23)
	11	Gallagher, Kyle vs PENN (Mar 02)
CAUSED TURNOVER	8	DeCaprio, Nick at Michigan (Apr 13)
	5	Wallace, Fleet vs Cornell (Mar 08)
FACEOFFS WON	25	Ierlan, TD at Yale Bulldogs (Feb 23)
	15	Gallagher, Kyle vs PENN (Mar 02)

# 2019 PENN STATE MEN'S LACROSSE

## NCAA STATISTICAL RANKINGS

Penn St. - 2018-19 Men's Lacrosse Ranking Summary thru games 05/02/2019

Statistic	National Rank	Conference Rank	Value	National Leader	Value	Conference Leader	Value
Assists Per Game (73 ranked)	1	1	10.36	Penn St.	10.36	Penn St.	10.36
Caused Turnovers Per Game (73 ranked)	52	3	7.07	Boston U.	11.94	Michigan	9.46
Clearing Percentage (73 ranked)	37	5	0.836	Ohio St.	0.892	Ohio St.	0.892
Face-Off Winning Percentage (73 ranked)	15	2	0.592	Yale	0.794	Ohio St.	0.619
Ground Balls Per Game (73 ranked)	15	1	34.43	Virginia	42.40	Penn St.	34.43
Man-Down Defense (73 ranked)	36	4	0.659	Manhattan	0.833	Johns Hopkins	0.750
Man-Up Offense (73 ranked)	1	1	0.625	Penn St.	0.625	Penn St.	0.625
Opponent Clear Percentage (73 ranked)	20	1	0.813	Virginia	0.700	Penn St.	0.813
Points Per Game (73 ranked)	1	1	27.64	Penn St.	27.64	Penn St.	27.64
Saves Per Game (73 ranked)	39	3	11.86	St. Bonaventure	16.23	Rutgers	14.27
Scoring Defense (73 ranked)	10	1	9.79	Air Force	8.00	Penn St.	9.79
Scoring Margin (73 ranked)	1	1	7.50	Penn St.	7.50	Penn St.	7.50
Scoring Offense (73 ranked)	1	1	17.29	Penn St.	17.29	Penn St.	17.29
Shot Percentage (73 ranked)	1	1	0.424	Penn St.	0.424	Penn St.	0.424
Turnovers Per Game (73 ranked)	25	5	15.71	Georgetown	13.63	Johns Hopkins	14.00
Winning Percentage (73 ranked)	1	1	0.929	Penn St.	0.929	Penn St.	0.929

Statistic	Player	National Rank	Conference Rank	Value	National Leader	Value	Conference Leader	Value
Assists Per Game (145 ranked)	Grant Ament	1	1	5.69	Grant Ament, Penn St.	5.69	Grant Ament, Penn St.	5.69
	Nick Spillane	90	10	1.21				
	Mac O'Keefe	115	13	1.07				
Caused Turnovers Per Game (70 ranked)					Joseph Cipoletti, Sacred Heart	3.31	Nick DeCaprio, Michigan	2.08
Face-Off Winning Pct (74 ranked)	Gerard Arceri	14	2	0.624	TD Ierlan, Yale	0.794	Justin Inacio, Ohio St.	0.637
Goals Per Game (143 ranked)	Mac O'Keefe	2	1	3.86	Kevin Lindley, Loyola Maryland	4.00	Mac O'Keefe, Penn St.	3.86
	Jack Kelly	40	7	2.55				
	Dylan Foulds	80	9	2.07				
	TJ Malone	97	10	1.93				
Goals-Against Average (69 ranked)	Colby Kneese	10	1	9.49	Braden Host, Air Force	7.75	Colby Kneese, Penn St.	9.49
Ground Balls Per Game (75 ranked)	Gerard Arceri	6	2	9.71	TD Ierlan, Yale	14.62	Justin Inacio, Ohio St.	9.75
Individual Man-up Goals (71 ranked)	Mac O'Keefe	3	1	8	Reid Bowering, Drexel	10	Mac O'Keefe, Penn St.	8
	Dylan Foulds	23	2	6				
	TJ Malone	23	2	6				
	Nick Spillane	71	6	4				
Points Per Game (146 ranked)	Grant Ament	1	1	7.31	Grant Ament, Penn St.	7.31	Grant Ament, Penn St.	7.31
	Mac O'Keefe	9	2	4.93				
	Jack Kelly	95	12	3.00				
	Nick Spillane	113	14	2.86				
	Dylan Foulds	125	17	2.71				
Save Percentage (69 ranked)	Colby Kneese	14	2	0.547	Sean Sconone, Massachusetts	0.615	Max Edelman, Rutgers	0.558
Saves Per Game (74 ranked)	Colby Kneese	48	4	10.43	Max Edelman, Rutgers	14.69	Max Edelman, Rutgers	14.69
					Kyle Mullin, Harvard	14.69		
Shot Percentage (75 ranked)	TJ Malone	7	1	0.474	Chris Young, High Point	0.600	TJ Malone, Penn St.	0.474
	Jack Kelly	10	2	0.467				
	Dylan Foulds	18	3	0.453				
	Mac O'Keefe	21	5	0.446				
	Grant Ament	55	9	0.389				
	Nick Spillane	65	11	0.383				

## ACTIVE NCAA CAREER RANKINGS - TOP 100

### POINTS PER GAME

6th - Grant Ament, 4.75  
9th - Mac O'Keefe, 3.89

### ASSISTS PER GAME

3rd - Grant Ament, 3.14

### SAVES PER GAME

15th - Colby Kneese, 10.43

### GROUND BALLS PER GAME

2nd - Gerard Arceri, 8.93

### POINTS

6th - Grant Ament, 209  
19th - Mac O'Keefe, 171

### ASSISTS

3rd - Grant Ament, 138  
37th - Nick Spillane, 56

### SAVES

15th - Colby Kneese, 459

### GROUND BALLS

2nd - Gerard Arceri, 384

### GOALS PER GAME

1st - Mac O'Keefe, 3.18

### GOALS AGAINST AVERAGE

18th - Colby Kneese, 9.68

### FACEOFF WIN PERCENTAGE

5th - Gerard Arceri, 0.640

### GOALS

3rd - Mac O'Keefe, 140

### FACEOFFS WON

2nd - Gerard Arceri, 622

### FACEOFFS ATTEMPTED

4th - Gerard Arceri, 972

#WEARE

# 2019 PENN STATE MEN'S LACROSSE

## LAST TIME PENN STATE ...

Scored 20+ goals .....	20 vs. Johns Hopkins (W, 20-9) 4/21/19
Scored 15+ goals .....	18 at Rutgers (W, 18-6) 5/2/2019
Scored 10+ goals .....	14 vs. Rutgers (W, 14-13) 4/27/19
Tallied 12+ assists .....	13 vs. Rutgers (W, 14-13) 4/27/19
Tallied 8+ assists .....	8 at Rutgers (W, 18-6) 5/2/2019
Registered 25+ points .....	26 at Rutgers (W, 18-6) 5/2/2019
Registered 15+ points .....	20 at Maryland (W, 13-10) 3/31/19
Won 20+ face-offs .....	22 at Michigan (W, 17-7) 4/13/19
Won 15+ face-offs .....	15 at Rutgers (W, 18-6) 5/2/2019
Took 60+ shots .....	75 vs. Robert Morris (L, 17-24) 2/20/10
Took 50+ shots .....	51 vs. Johns Hopkins (W, 20-9) 4/21/19
Scored 5+ man-up goals .....	5 at Rutgers (W, 18-6) 5/2/2019
Beat the #1 team in the USILA Coaches' Poll .....	March 26, 2016 vs. #1 Denver (W, 15-10)
Was ranked #1 in the USILA Coaches' Poll .....	April 29, 2019
Had a player score 7+ goals .....	TJ Malone (7) vs. Jacksonville (W, 24-11) 3/10/19
Had a player score 6+ goals .....	Mac O'Keefe (6) vs. Cornell (W, 19-13) 3/8/19
Had a player score 5+ goals .....	Mac O'Keefe (5) at Cleveland State (W, 15-11) 3/23/19
Had a player register 5+ assists .....	Grant Ament (7) vs. Rutgers (W, 14-13) 4/27/19
Had a player register 4+ assists .....	Grant Ament (4) vs. Stony Brook (W, 17-4) 2/16/19
Had a player register 3+ assists .....	Dylan Foulds (3) at Michigan (W, 17-7) 4/13/19
Had a player total 10+ points .....	Grant Ament (10) vs. Jacksonville (W, 24-11) 3/10/19
Had a player total 9+ points .....	Grant Ament (9) vs. Cornell (W, 19-13) 3/8/19
Had a player total 8+ points .....	Grant Ament (8) at Michigan (W, 17-7) 4/13/19
Had a goalie register a goal .....	Drew Adams (1 vs. Bucknell, 4/15/2008)
Had a goalie register an assists .....	Mike Stoltz (1 vs. Rutgers, 4/24/2004)
Last time Penn State had 3-plus 50-plus point scorers: .....	2017 (3 - Ament: 60, Aponte: 57, O'Keefe: 56)
Last time Penn State had 5-plus 30-plus point scorers: .....	2019 (6 - Ament: 95, O'Keefe: 69, Foulds: 38, Spillane: 40, Kelly: 33, Malone: 31)
Last time Penn State had a 50-goal scorer: .....	2019 (Mac O'Keefe: 54)
Last time Penn State had 2-plus 40-goal scorers: .....	2013 (2 - Sanders: 44, Forester: 41)
Last time Penn State had 4-plus 20-goal scorers: .....	2019 (6 - O'Keefe: 54, Foulds: 29, Kelly: 28, Malone: 27, Spilane: 23, Ament: 21)
Last time Penn State had 6-plus 15-plus goal scorers: .....	2019 (6 - O'Keefe: 54, Foulds: 29, Kelly: 28, Malone: 27, Spilane: 23, Ament: 21)

## 2019 FAST FACTS

Fastest Penn State goal to start a game .....	:27 by Nick Spillane vs. Cornell (March 8)
Fastest Penn State goal to start the second half .....	:47 by Mac O'Keefe vs. Cornell (March 8)
Fastest time between Penn State goals .....	:07 by Grant Ament and Gerard Arceri vs. Johns Hopkins (April 21)
Fastest time between opponent goals .....	:23 by Dan Taddeo and Matt Schmidt of Robert Morris (Feb. 9)
Largest Penn State lead .....	21 goals (25-4) vs. Robert Morris (Feb. 9)
Largest opponent lead .....	5 goals (13-8) by Yale (Feb. 23)
Largest comeback in a win .....	2 goals (12-10) vs. Penn (March 2)
Largest lead surrendered in a loss .....	N/A
Most Penn State goals scored in a quarter .....	12 (2nd Q) vs. Robert Morris (Feb. 9)
Fewest opponent goals allowed in a quarter .....	0 (1st and 2nd Q) by Stony Brook (Feb. 16)
Fewest Penn State goals scored in a quarter .....	0, 2x: Last, (2nd Q) at Rutgers (May 2)
Most opponent goals allowed in a quarter .....	5 (3rd Q) by Cornell (March 8)
Most consecutive Penn State goals .....	15 vs. Stony Brook (Feb. 16)
Most consecutive opponent goals .....	6 by Maryland (March 31)
Longest Penn State scoring drought .....	27:57 (00:01 1Q - 02:04 3Q), at Yale (Feb. 23)
Longest opponent scoring drought .....	42:32 (15:00 1Q-2:28 3Q) Stony Brook (Feb. 16)
Most consecutive goals to start a game .....	15 vs. Stony Brook (Feb. 16)
Most consecutive goals surrendered to start a game .....	2 by Penn and Jacksonville (March 2 and March 10)

## PENN STATE RECORD WHEN...

Home .....	6-0
Away .....	4-1
Neutral .....	3-0
Artificial Turf .....	13-1
Natural Grass .....	0-0
Daytime .....	9-1
Evening .....	4-0
Overtime .....	0-0
Weekday .....	1-0
Weekend .....	9-1
Against top-16-20 teams .....	3-0
Against top-11-15 teams .....	0-0
Against top-1-10 teams .....	3-1
Against unranked teams .....	6-0
Tied after one quarter .....	1-1
Leading after one quarter .....	11-0
Trailing after one quarter .....	1-0
Tied at halftime .....	1-0
Leading at halftime .....	12-0
Trailing at halftime .....	0-1
Tied after three quarters .....	1-0
Leading after three quarters .....	12-0
Trailing after three quarters .....	0-1
Scoring first .....	11-1
Opponent scores first .....	2-0
Scoring 10+ goals .....	13-1
Scores fewer than 10 goals .....	0-0
Allowing 10+ goals .....	7-1
Allowing fewer than 10 goals .....	6-0
More ground balls .....	11-0
Fewer ground balls .....	2-1
Ground balls equal .....	0-0
Winning more faceoffs .....	12-0
Opp. wins more faceoffs .....	1-1
Faceoffs equal .....	0-0
Scored one man-up goal .....	2-0
Allowed one man-up goal .....	6-0
Scored 2+ man-up goals .....	9-1
Allowed 2+ man-up goals .....	3-0
Had more penalty minutes .....	8-1
Had fewer penalty minutes .....	4-0
Penalty minutes were equal .....	1-0



# 2019 PENN STATE MEN'S LACROSSE

## ALL-TIME SINGLE-GAME/SEASON RECORDS

### INDIVIDUAL SINGLE-GAME RECORDS

#### GOALS

1.	10	Rich Russo	4/30/1983	Montclair State
2.	9	Bill Hess	6/24/1957	Penn
		Jim Trenz	5/9/1972	Bucknell
4.	8	<b>Mac O'Keefe</b>	<b>2/25/2017</b>	<b>Villanova</b>
		Bob Hamel	4/30/1954	Hobart
		John Behne	4/4/1959	Loyola
		Tom Hayes	4/28/1962	Rutgers
		Glenn Thiel	5/11/1966	Lehigh
		Jim Trenz	4/19/1972	Loyola
		Jim Trenz	4/29/1972	Rutgers
8.	7	Steve Schraeder	5/16/1961	Gettysburg
		<b>Mac O'Keefe</b>	<b>2/4/2017</b>	<b>Robert Morris</b>
		<b>Mac O'Keefe</b>	<b>2/16/2019</b>	<b>Stony Brook</b>
		<b>TJ Malone</b>	<b>3/10/2019</b>	<b>Jacksonville</b>

#### ASSISTS

1.	9	Gary Martin	5/2/1983	Bucknell
		<b>Grant Ament</b>	<b>3/8/2019</b>	<b>Cornell</b>
3.	8	John Meisel	5/6/1964	Lehigh
		Ken Edwards	4/6/1968	Franklin & Marshall
		<b>Grant Ament</b>	<b>3/10/2019</b>	<b>Jacksonville</b>
6.	7	Bill Hess	4/20/1957	Adelphi
		Ken Edwards	5/18/1968	Delaware
		Bob Schoefflin	4/16/1969	Franklin & Marshall
		Karl Hurtzig	5/12/1973	Lafayette
		Gary Martin	4/28/1982	Loyola
		Gary Martin	4/30/1983	Montclair State
		<b>Grant Ament</b>	<b>2/2/2019</b>	<b>Villanova</b>
		<b>Grant Ament</b>	<b>2/23/2019</b>	<b>Yale</b>
		<b>Grant Ament</b>	<b>4/13/2019</b>	<b>Michigan</b>
		<b>Grant Ament</b>	<b>4/27/2019</b>	<b>Rutgers</b>

#### POINTS

1.	14	Gary Martin	5/2/1983	Bucknell
2.	13	Bill Hess	4/20/1957	Adelphi
		Ken Edwards	5/18/1968	Delaware
		Jim Trenz	5/9/1972	Bucknell
5.	12	Bob Hamel	4/30/1954	Hobart
		Gary Martin	4/21/1982	Drexel
		Gary Martin	4/28/1982	Loyola
8.	11	Ken Edwards	5/18/1968	Delaware
		Bob Schoefflin	4/16/1969	Franklin & Marshall
		Jim Trenz	5/11/1971	Bucknell

#### SAVES

1.	40	Jim Houck	4/13/1957	Navy
2.	34	Joe Guterding	4/10/1982	Hofstra
3.	30	John Divine	4/20/1977	Delaware
4.	29	Dave Wilkinson	5/16/1959	Rutgers
		Rich Caravella	5/7/1976	Penn
		Tom Florence	3/30/1983	UMBC
7.	28	Phil Benneditti	4/14/1951	Navy
8.	27	J.J. Pearl	3/17/1990	Villanova
		E.G. Rall	5/4/1985	C.W. Post
		Joe Guterding	4/10/1982	Hofstra

### INDIVIDUAL SINGLE-SEASON RECORDS

#### GOALS

1.	<b>54*</b>	<b>Mac O'Keefe</b>	<b>2019</b>
2.	<b>51</b>	<b>Mac O'Keefe</b>	<b>2017</b>
3.	49	Bill Hess	1957
4.	48	Erik Merkel	1995
		Will Driscoll	2002
6.	44	TJ Sanders	2013
7.	42	Jim Trenz	1972
		Gary Martin	1982
9.	41	Bill Hess	1956
		Ted Peddy	1990
		Jack Forster	2013
11.	40	Scot McKeon	1987

#### ASSISTS

1.	<b>74*</b>	<b>Grant Ament</b>	<b>2019</b>
2.	44	Gary Martin	1982
		Jeff Connor	1988
4.	42	John Meisel	1962
5.	40	Gary Martin	1981
		Gary Martin	1983
		Jeff Connor	1987
8.	38	John Hollerbach	1989
9.	36	Ken Edwards	1968
10.	35	Bob Schoefflin	1969
11.	<b>34</b>	<b>Grant Ament</b>	<b>2016</b>

#### POINTS

1.	<b>95</b>	<b>Grant Ament*</b>	<b>21g, 74a</b>	<b>2019</b>
2.	86	Gary Martin	42g, 44a	1982
3.	70	Tim Trenz	42g, 28a	1972
4.	69	Bill Hess	49g, 20a	1957
	<b>69</b>	<b>Mac O'Keefe*</b>	<b>54g, 15a</b>	<b>2019</b>
6.	62	Bill Hess	41g, 21a	1956
7.	61	Erik Merkel	48g, 13a	1995
8.	<b>60</b>	John Hollerbach	22g, 38a	1989
		<b>Grant Ament</b>	<b>30g, 30a</b>	<b>2017</b>
10.	59	Ken Edwards	23g, 36a	1968
11.	58	Jeff Connor	14g, 44a	1988
12.	57	Gary Martin	17g, 40a	1983
		Jack Forster	41g, 16a	2013
		Nick Aponte	24g, 33a	2017
15.	<b>56</b>	Greg Jackson	34g, 22a	1995
		<b>Mac O'Keefe</b>	<b>51g, 5a</b>	<b>2017</b>

**Bold denotes current student-athlete. \*- Indicates Active**

# 2019 PENN STATE MEN'S LACROSSE

## CAREER SCORING & ALL-TIME GOALKEEPER RECORDS

### CAREER SCORING RECORDS

#### GOALS

1.	<b>140</b>	<b>Mac O'Keefe</b>	<b>2017-pres.</b>
2.	127	Will Driscoll	1999-2002
3.	119	TJ Sanders	2014-16
4.	104	Greg Jackson	1994-97
		Jack Forster	2008-13
6.	102	Ted Peddy	1988-91
7.	101	Nate Whitaker	2002-06
		Matthew Mackrides	2009-12
9.	97	Jim Laverty	1988-91
		Shane Sturgis	2011-14
11.	96	Gary Alex	1974-77
		Gary Martin	1981-84

#### ASSISTS

1.	156	Gary Martin	1981-84
<b>2.</b>	<b>138</b>	<b>Grant Ament</b>	<b>2016-pres.</b>
3.	102	Keith McGuire	1974-77
4.	87	Jeff Connor	1984, 87-88
5.	82	John Hollerbach	1986-89
6.	80	Karl Hurtzig	1973-76
7.	77	Greg Jackson	1994-97
8.	74	John Meisel	1962-64
9.	68	Nick Aponte	2014-17
10.	67	Chris Lehman	1990-93
11.	64	Luke Oglesby	2000-03
12.	61	Shane Sturgis	2011-14

#### POINTS

1.	252	Gary Martin	96g, 156a	1981-84
<b>2.</b>	<b>209</b>	<b>Grant Ament</b>	<b>71g, 138a</b>	<b>2016-pres.</b>
3.	181	Greg Jackson	104g, 77a	1994-97
4.	176	John Hollerbach	94g, 82a	1986-89
<b>5.</b>	<b>171</b>	<b>Mac O'Keefe</b>	<b>140g, 31a</b>	<b>2017-pres.</b>
6.	158	Shane Sturgis	97g, 61a	2011-14
7.	156	Will Driscoll	127g, 29a	1999-2002
8.	154	Keith McGuire	52g, 102a	1974-77
9.	153	TJ Sanders	119g, 34a	2014-16
10.	148	Jack Forster	104g, 44a	2008-13

### MISCELLANEOUS CAREER RECORDS

#### GROUND BALLS

1.	440	Chris Marcus	1990-93
<b>2.</b>	<b>384</b>	<b>Gerard Arceri</b>	<b>2017-Pres.</b>
3.	347	Bill Schoonmaker	1982-86
4.	336	Chris Dent	1985-88
5.	305	Greg Gurenlian	2003-06
6.	292	Scott Bailor	1989-92
7.	368	Tim Conway	1986-89
8.	259	Bill Turri	1979-82
9.	258	Mike Busza	1992-95
10.	236	Rob Bateman	2001-03
11.	226	Danny Henneghan	2010-13

### GOALKEEPER RECORDS

#### SEASON SAVES

1.	264	Jim Houck	1957
2.	237	Rich Caravella	1975
3.	235	Burt Houseworth	1958
4.	212	Drew Adams	2009
5.	210	Jim McGoune	1967
6.	205	J.J. Pearl	1992
7.	194	Vin Tedesco	1963
		Joe Guterding	1981
		Austin Kaut	2013
10.	193	Don Bell	1995
		Chip Robertson	1987

#### SEASON SAVE PERCENTAGE

		GA	Saves	Year	
1.	.752	Joe Guterding	64	194	1981
2.	.718	Rich Caravella	93	237	1975
3.	.674	Rich Caravella	73	151	1976
4.	.668	Joe Guterding	95	191	1982
5.	.652	Drew Adams	113	212	2009
6.	.637	J.J. Pearl	117	205	1992
7.	.635	J.J. Pearl	108	188	1990
8.	.635	Austin Kaut	110	191	2011
9.	.631	E.G. Rall	107	183	1985
10.	.630	Chris Garrity	52	90	2000

#### CAREER SAVES

1.	694	Drew Adams	2006-09
2.	686	Austin Kaut	2011-14
3.	571	Joe Guterding	1979-82
4.	564	Kevin Keenan	1996-99
5.	557	J.J. Pearl	1989-92
6.	530	Vin Tedesco	1962-64
7.	510	Rich Caravella	1972-73, 75-76
<b>8.</b>	<b>458</b>	<b>Colby Kneese</b>	<b>2017-Pres</b>
9.	444	Chris Garrity	2000-03
10.	425	E.G. Rall	1983-86
11.	363	Jim McGoune	1967-69

#### FACEOFF PERCENTAGE \*

	W-Att.	Years		
1.	.652	Chris Marcus	395-606	1990-93
<b>2.</b>	<b>.643</b>	<b>Gerard Arceri</b>	<b>623-969</b>	<b>2017-Pres.</b>
3.	.630	Dave O'Donnell	400-633	1993-96
4.	.580	Greg Gurenlian	508-875	2003-06
5.	.580	Bill Schoonmaker	352-601	1982-85
6.	.540	Kevin Haggerty	350-647	1998-2001
7.	.537	Danny Henneghan	510-949	2010-13
8.	.520	Scott Bailor	279-534	1989-92

\* Minimum 500 attempts

#### FACEOFF WINS

	Years		
<b>1.</b>	<b>623</b>	<b>Gerard Arceri</b>	<b>2017-Pres.</b>
2.	510	Danny Henneghan	2010-13
3.	508	Greg Gurenlian	2003-06
4.	400	Dave O'Donnell	1993-96
5.	395	Chris Marcus	1990-93
6.	352	Bill Schoonmaker	1982-85
7.	350	Kevin Haggerty	1998-2001
8.	281	Drake Kreinz	2014-2017
9.	279	Scott Bailor	1989-92
10.	271	Tim Conway	1986-89

# 2019 PENN STATE MEN'S LACROSSE

## BIG TEN RECORDS

### INDIVIDUAL SINGLE-GAME RECORDS

#### GOALS

5	<b>Mac O'Keefe</b> Nick Aponte	4/27/2019 4/30/2017	Rutgers Michigan
4	<b>Nine Times</b> Last: J. Kelly	4/21/2019	Johns Hopkins
3	<b>24 Times</b> Last: J. Kelly	4/27/2019	Rutgers

#### ASSISTS

7	<b>Grant Ament</b> Grant Ament	4/27/2019 4/13/2019	Rutgers Michigan
6	<b>Grant Ament</b>	4/7/2019	Ohio State
5	Nick Spillane	4/14/2018	Johns Hopkins
4	Pat Manley Grant Ament	4/19/2015 4/30/2016	Rutgers Michigan
	Nick Aponte Nick Aponte	4/15/2017 4/30/2017	Johns Hopkins Michigan

#### POINTS

9	Nick Aponte	4/30/2017	Michigan
8	<b>Grant Ament</b>	4/7/19	Ohio State
7	<b>5 Times</b> Last: G. Ament, M. O'Keefe	4/27/19	Rutgers
5	<b>10 Times</b> Last: Jack Kelly	4/21/2019	Johns Hopkins

#### GROUND BALLS

21	Gerard Arceri	4/13/19	Michigan
13	Gerard Arceri	4/27/19	Rutgers
10	<b>Two Times</b> Last: G. Arceri	4/21/19	Johns Hopkins
9	Gerard Arceri	4/14/2018	Johns Hopkins

#### FACEOFF WINS

22	Gerard Arceri	4/13/2019	Michigan
19	Gerard Arceri	4/8/2018	Maryland
18	Gerard Arceri	4/27/2019	Rutgers
18	Gerard Arceri	3/31/2019	Maryland
18	Billy Lombardi	4/22/2016	Rutgers
17	Gerard Arceri	4/21/2019	Johns Hopkins
16	Gerard Arceri Gerard Arceri	4/14/2018 4/23/2017	Johns Hopkins Rutgers
15	Billy Lombardi	4/17/2016	Johns Hopkins
13	Drake Kreinz Gerard Arceri	4/11/2015 3/31/2018	Johns Hopkins at Ohio State

#### FACEOFF PERCENTAGE (MINIMUM 5 ATTEMPTS)

1.000	Jake Glatz (7-7)	4/22/2018	at Rutgers
.814	Gerard Arceri (22-27)	4/13/19	Michigan
.800	Gerard Arceri (16-20)	4/23/2017	Rutgers
.730	Gerard Arceri (19-26)	4/8/2018	Maryland
.696	Gerard Arceri (16-23)	4/14/2018	Johns Hopkins
.692	Gerard Arceri (18-26)	3/31/2019	Maryland
.650	Gerard Arceri (13-20)	3/31/2018	at Ohio State

#### CAUSED TURNOVER

3	Kevin Fox Michael Aronow Michael Aronow Chris Sabia Nick Cardile	4/30/2016 4/22/2018 4/28/2018 4/28/2018 4/7/2019	Michigan at Rutgers Michigan Michigan Ohio State
2	<b>10 times, Last M. Aronow</b>	4/27/2019	Rutgers

#### SAVES

16	Colby Kneese	3/31/2018	at Ohio State
15	Will Schreiner	4/3/2016	Ohio State
14	Colby Kneese Connor Darcey Colby Kneese	4/14/2018 4/4/2015 4/7/2019	Johns Hopkins Maryland Ohio State
13	Connor Darcey Connor Darcey Will Schreiner	4/11/2015 4/25/2015 4/30/2016	Johns Hopkins Michigan Michigan

### INDIVIDUAL SINGLE-SEASON RECORDS

#### GOALS

15	<b>Mac O'Keefe</b>	2019	5 Games
	Nick Aponte	2016	5 Games
12	Mike Sutton	2015	5 Games
	<b>Mac O'Keefe</b>	2017, 2018	5 Games
10	Ryan Keenan	2018	5 Games
8	TJ Sanders Dylan Foulds Dylan Foulds	2015 2018 2019	5 Games 5 Games 4 Games

#### ASSISTS

25	<b>Grant Ament</b>	2019	5 Games
14	Nick Aponte	2017	5 Games
12	<b>Grant Ament</b>	2016	5 Games
10	<b>Grant Ament</b>	2017	5 Games
8	<b>Nick Spillane</b>	2018	5 Games

#### POINTS

32	<b>Grant Ament (7-25)</b>	2019	5 Games
22	Nick Aponte (8-14)	2017	5 Games
21	<b>Mac O'Keefe (15-6)</b>	2019	5 Games
19	Nick Aponte (15-4)	2016	5 Games
17	<b>Grant Ament (5-12)</b>	2016	5 Games
16	<b>Grant Ament (6-10)</b> Dylan Foulds (10-6)	2017 2019	5 Games 5 Games
15	<b>Mac O'Keefe (12-3)</b> Ryan Keenan (10-5)	2018 2018	5 Games 5 Games
14	<b>Nick Spillane</b>	2018	5 Games
13	Mike Sutton (12-1) TJ Sanders (8-5) Mac O'Keefe (12-1) Jack Kelly (10-3)	2015 2015 2017 2019	5 Games 5 Games 5 Games 3 Games

#### GROUND BALLS

58	Gerard Arceri	2019	5 Games
33	Gerard Arceri	2018	5 Games
18	Billy Lombardi	2016	5 Games
15	Drake Kreinz	2015	5 Games
14	<b>Nick Cardle</b>	2019	5 Games
12	Mike Sutton	2015	5 Games

#### FACEOFF WINS

86	Gerard Arceri	2019	5 Games
64	Gerard Arceri	2018	5 Games
47	Billy Lombardi	2016	5 Games
41	Drake Kreinz	2015	5 Games
31	Gerard Arceri	2017	5 Games

#### FACEOFF PERCENTAGE

.634	Gerard Arceri (64-101)	2018	5 Games
.632	Gerard Arceri (86-136)	2019	5 Games
.485	Billy Lombardi (47-97)	2016	5 Games
.471	Drake Kreinz (41-87)	2015	5 Games
.431	Gerard Arceri	2017	5 Games

#### CAUSED TURNOVERS

10	Christopher Sabia	2017	5 Games
7	Mike Aronow	2018	5 Games
6	Chris Sabia	2019	5 Games
5	James Burke	2015	4 Games

#### SAVES

61	Colby Kneese	2018	5 Games
59	Connor Darcey	2015	5 Games
54	Colby Kneese	2017	5 Games
53	Colby Kneese	2019	5 Games
52	Will Schreiner	2016	5 Games



# 2019 PENN STATE MEN'S LACROSSE

## BIG TEN TOURNAMENT RECORDS

ALL-TIME IN THE BIG TEN TOURNAMENT		
Overall: 1-3		
<b>BY ROUND</b>	<b>RECORD</b>	<b>PCT.</b>
Semifinals	1-3	.250
Championship	0-0	.000
<b>Totals</b>	<b>1-3</b>	<b>.250</b>
<b>BY SEED</b>	<b>RECORD</b>	<b>PCT.</b>
As a No. 4 Seed	0-3	.000
As a No. 1 Seed	1-0	1.000
<b>Totals</b>	<b>1-3</b>	<b>.250</b>
<b>BY VENUE</b>	<b>RECORD</b>	<b>PCT.</b>
Byrd Stadium	0-1	.000
Homewood Field	0-1	.000
Jesse Owens Memorial Stadium	0-1	.000
HighPoint.Com Stadium	1-0	1.000
<b>Totals</b>	<b>1-3</b>	<b>.250</b>
<b>BY OPPONENT</b>	<b>RECORD</b>	<b>PCT.</b>
Johns Hopkins	0-1	.000
Maryland	0-2	.000
Rutgers	1-0	.000
<b>Totals</b>	<b>1-3</b>	<b>.250</b>

### POINTS

<i>Most points in a game, individual</i>		
7 Grant Ament, vs Rutgers	5/2/2019	
<i>Most points in a game, team</i>		
26 vs Rutgers	5/2/2019	
<i>Most points in a tournament, individual</i>		
7 Grant Amen (1 game)	5/2/2019	
<i>Most points in a tournament, team</i>		
26 1 game	2019	

### GOALS

<i>Most goals in a game, individual</i>		
4 Grant Ament vs. Rutgers	5/2/2019	
TJ Malone vs. Rutgers	5/2/2019	
Nick Aponte vs. Maryland	5/5/2016	
<i>Most goals in a game, team</i>		
18 vs. Rutgers	5/2/2019	
<i>Most goals in a tournament, individual</i>		
4 Grant Ament (1 game)	2019	
TJ Malone (1 game)	2019	
Nick Aponte (1 game)	2016	
<i>Most goals in a tournament, team</i>		
18 vs. Rutgers	5/2/2019	

### ASSISTS

<i>Most assists in a game, individual</i>		
3 Grant Ament vs. Rutgers	5/2/2019	
<i>Most assists in a game, team</i>		
8 vs. Rutgers	5/2/2019	
<i>Most assists in a tournament, individual</i>		
3 Grant Ament	2019	
<i>Most assists in a tournament, team</i>		
8 1 game	2019	

### SHOTS

<i>Most shots in a game, individual</i>		
9 2 Times		
(Last: M. O'Keefe vs. UMD) 5/4/2017		
<i>Most shots in a game, team</i>		
44 vs. Rutgers	5/2/2019	
<i>Most shots in a tournament, individual</i>		
9 2 Times		
(Last, M. O'Keefe vs. UMD) 5/4/17		
<i>Most shots in a tournament, team</i>		
44 1 game	2019	

### GROUND BALLS

<i>Most ground balls in a game, individual</i>		
7 Gerard Arceri vs Rutgers	5/2/2019	
<i>Most ground balls in a game, team</i>		
45 vs Rutgers	5/2/2019	
<i>Most ground balls in tournament, individual</i>		
7 Gerard Arceri (1 game)	5/2/2019	
<i>Most ground balls in tournament, team</i>		
45 1 game	2019	

### CAUSED TURNOVERS

<i>Most caused turnovers in a game, individual</i>		
2 Mike Aronow vs. JHU	4/30/2015	
Christopher Sabia vs. UMD	5/5/2016	
James Burke vs. UMD	5/5/2016	
Nick Cardile vs. RU	5/2/2019	
<i>Most caused turnovers in a game, team</i>		
8 vs. Johns Hopkins	4/30/2015	
<i>Most caused turnovers in a tournament, individual</i>		
2 Mike Aronow (1 game)	2015	
Christopher Sabia (1 game)	2016	
James Burke (1 game)	2016	
Nick Cardile (1 game)	2019	
<i>Most caused turnovers in a tournament, team</i>		
8 1 game	2015	

### SAVES

<i>Most saves in a game, individual</i>		
16 Connor Darcey vs. JHU	4/30/2015	
<i>Most saves in a game, team</i>		
14 vs. Johns Hopkins	4/30/2015	
<i>Most saves in a tournament, individual</i>		
14 Connor Darcey (1 game)	2015	
<i>Most saves in a tournament, team</i>		
14 1 game	2015	

### FACEOFF WINS

<i>Most faceoff wins in a game, individual</i>		
16 Billy Lombardi	5/5/2016	
<i>Most faceoff wins in a game, team</i>		
17 vs. Maryland	5/5/2016	
<i>Most faceoff wns in a tournament, individual</i>		
16 Billy Lombardi (1 game)	2016	
<i>Most faceoff wins in a tournament, team</i>		
17 1 game	2016	

### FACEOFF ATTEMPTS

<i>Most faceoff attempts in a game, individual</i>		
25 Drake Kreinz vs. JHU	4/30/2015	
<i>Most faceoff attempts in a game, team</i>		
29 vs. Maryland	5/5/2016	
<i>Most faceoff wns in a tournament, individual</i>		
25 Drake Kreinz (1 game)	2015	
<i>Most faceoff wins in a tournament, team</i>		
29 1 game	2016	

### GOALS ALLOWED

<i>Most goals allowed in a game, individual</i>		
16 Will Schreiner vs. Maryland	5/5/2016	
<i>Most goals allowed in a game, team</i>		
16 vs. Maryland	5/5/2016	
<i>Most goals allowed in a tournament, individual</i>		
16 Will Schreiner (1 game)	2016	
<i>Most goals allowed in a tournament, team</i>		
16 1 game	2016	
<i>Fewest goals allowed in a game, individual</i>		
*minimum 60 minutes		
8 Colby Kneese vs. UMD	5/4/2017	
<i>Fewest goals allowed in a game, team</i>		
6 vs. Rutgers	5/2/2019	
<i>Fewest goals allowed in a tournament, individual</i>		
8 Colby Kneese (1 game)	2017	
<i>Fewest goals allowed in a tournament, team</i>		
8 1 game	2015	

### EXTRA-MAN GOALS

<i>Most extra-man goals in a game, individual</i>		
1 M. Florence, M. Sexton,		
Brian Prestreau, vs. JHU	4/30/2015	
K.Hill, M. Sutton vs. UMD	5/5/2016	
K. Hill, D. Craig vs. UMC	5/4/2017	
<i>Most extra-man goals in a game, team</i>		
3 vs. Johns Hopkins	4/30/2015	
<i>Most extra-man goals in a tournament, individual</i>		
1 Seven players, 1 game	2015, 2016, 2017	
<i>Most extra-man goals in a tournament, team</i>		
3 1 game	2015	

### EXTRA-MAN OPPORTUNITIES

<i>Most EMO opportunities in a game, team</i>		
5 vs. Rutgers	2019	
<i>Best EMO percentage in a game, team</i>		
5-5 (1.000)	2019	
<i>Most EMO opportunities in a tournament, team</i>		
5 1 game	2019	
<i>Best EMO percentage in a tournament, team</i>		
5-5 (1.000)	2019	

## PLAYER BIOS

### GRANT AMENT

#1

REDSHIRT JUNIOR | ATTACK | 5-9 | 165  
DOYLESTOWN, PA | THE HAVERFORD SCHOOL

#### GAME-BY-GAME STATS

GAME	G	A	Pts	Sh	Up	GB	TO	CT
VILLANOVA	3	7	10	5	0	2	2	0
ROBERT MORRIS	1	6	7	4	0	0	0	0
Stony Brook	1	4	5	5	0	1	0	0
Yale	2	7	9	5	0	1	5	0
PENN	1	5	6	5	0	2	1	0
Cornell	0	9	9	1	0	1	4	0
Jacksonville	2	8	10	3	0	2	2	0
Cleveland State	DNP	-	-	-	-	-	-	-
Maryland	0	2	2	4	0	0	3	0
OHIO STATE	2	6	8	4	0	0	0	0
Michigan	1	7	8	1	0	0	4	0
JOHNS HOPKINS	4	3	7	7	1	1	3	0
RUTGERS	0	7	7	3	0	2	2	0
Rutgers	4	3	7	5	1	2	2	0

#### SEASON HIGHS

Points ..... 10 ..... 2x, last vs. Jacksonville (3/10/19)  
Goals ..... 4 ..... 2x last at Rutgers (5/2/19)  
Assist ..... 9 ..... vs. Cornell (3/8/19)  
Shots ..... 7 ..... 2x, last at Rutgers (5/2/19)  
Ground Balls ..... 2 ..... 5x, last at Rutgers (5/2/19)  
Caused Turnovers ..... -

#### CAREER HIGHS

Points ..... 10 ..... 2x, last vs. Jacksonville (3/10/19)  
Goals ..... 6 ..... vs. Cornell (2/18/17)  
Assist ..... 9 ..... vs. Cornell (3/8/19)  
Shots ..... 11 ..... vs. Cornell (2/18/17)  
Ground Balls ..... 4 ..... 2x; last vs. Ohio State (4/2/17)  
Caused Turnovers ..... 2 ..... vs. Michigan (4/30/17)

#### CAREER STATS

Year	GP-GS	G	A	Pts	Sh	Pct.	GB	TO	CT	Pen
2016	15-15	20	34	54	51	.392	21	17	2	0-0:00
2017	16-16	30	30	60	69	.435	24	21	7	1-1:00
2018	-	-	-	-	-	-	-	-	-	-
2019	13-13	21	74	95	54	.398	14	28	0	1-1:00
Total	43-43	71	138	209	174	.408	59	66	9	2-2:00

### GERARD ARCERI

#40

JUNIOR | MIDFIELD | 6-0 | 188  
ST. JAMES, N.Y. | SMITHTOWN EAST

#### GAME-BY-GAME STATS

GAME	G	A	Pts	Sh	Up	GB	TO	CT
VILLANOVA	1	0	1	3	0	9	1	0
ROBERT MORRIS	1	0	1	1	0	8	0	0
Stony Brook	0	0	0	0	0	9	1	0
Yale	0	0	0	0	0	1	1	1
PENN	0	0	0	0	0	8	2	0
Cornell	0	0	0	0	0	18	3	0
Jacksonville	0	1	1	1	0	9	0	0
Cleveland State	1	0	1	2	0	9	1	0
Maryland	0	0	0	1	0	10	0	0
OHIO STATE	0	0	0	0	0	4	0	0
Michigan	1	0	1	1	0	21	2	0
JOHNS HOPKINS	1	0	1	2	0	10	0	0
RUTGERS	0	0	0	2	0	13	2	0
Rutgers	0	0	0	0	0	7	1	0

#### SEASON HIGHS

Points ..... 1 ..... 6x, last vs. Johns Hopkins (4/21/19)  
Goals ..... 1 ..... 5x, last vs. Johns Hopkins (4/21/19)  
Assist ..... 1 ..... vs. Cornell (3/8/19)  
Shots ..... 3 ..... vs. Villanova (2/2/19)  
Ground Balls ..... 21 ..... at Michigan (4/13/19)  
Caused Turnovers ..... 1 ..... at Yale (2/23/19)  
Faceoff Wins ..... 25 ..... vs. Cornell (3/8/19)

#### CAREER HIGHS

Points ..... 3 ..... vs. Stony Brook (2/17/18)  
Goals ..... 2 ..... vs. Stony Brook (2/17/18)  
Assist ..... 1 ..... 2x, last vs. Cornell (3/8/19)  
Shots ..... 3 ..... vs. Villanova (2/2/19)  
Ground Balls ..... 21 ..... at Michigan (4/13/19)  
Caused Turnovers ..... 1 ..... at Yale (2/23/19)  
Faceoff Wins ..... 25 ..... vs. Cornell (3/8/19)

#### CAREER STATS

Year	GP-GS	G	A	Pts	Sh	Pct.	GB	TO	CT	Pen
2017	15-0	5	0	5	13	.385	103	11	1	0-0:00
2018	14-0	6	1	7	12	.500	145	12	0	0-0:00
2019	13-0	5	1	6	13	.385	136	14	1	1-0:30
Total	42-0	16	2	18	38	.421	384	37	2	1-0:30

### MIKE ARONOW

#17

REDSHIRT SENIOR | DEFENSE | 5-11 | 180  
HOLBROOK, N.Y. | SACHEM NORTH

#### GAME-BY-GAME STATS

GAME	G	A	Pts	Sh	Up	GB	TO	CT
VILLANOVA	DNP	-	-	-	-	-	-	-
ROBERT MORRIS	DNP	-	-	-	-	-	-	-
Stony Brook	DNP	-	-	-	-	-	-	-
Yale	DNP	-	-	-	-	-	-	-
PENN	DNP	-	-	-	-	-	-	-
Cornell	0	0	0	0	0	1	0	0
Jacksonville	0	0	0	0	0	2	0	1
Cleveland State	0	0	0	0	0	0	0	0
Maryland	0	0	0	0	0	0	1	0
OHIO STATE	0	0	0	0	0	0	0	0
Michigan	0	0	0	0	0	0	0	0
JOHNS HOPKINS	0	0	0	0	0	0	0	0
RUTGERS	0	0	0	0	0	0	0	2
Rutgers	0	0	0	0	0	1	0	1

#### SEASON HIGHS

Points ..... -  
Goals ..... -  
Assist ..... -  
Shots ..... -  
Ground Balls ..... 2 ..... vs. Jacksonville (3/10/19)  
Caused Turnovers ..... 2 ..... vs. Rutgers (4/27/19)

#### CAREER HIGHS

Points ..... 1 ..... 3x; vs. Robert Morris (2/24/18)  
Goals ..... 1 ..... at Maryland (4/4/15)  
Assist ..... 1 ..... 2x; last vs. Robert Morris (2/24/18)  
Shots ..... 1 ..... 3x; last at Michigan (4/28/18)  
Ground Balls ..... 5 ..... vs. Michigan (4/28/18)  
Caused Turnovers ..... 3 ..... 2x; last vs. Michigan (4/28/18)

#### CAREER STATS

Year	GP-GS	G	A	Pts	Sh	Pct.	GB	TO	CT	Pen
2015	14-0	1	1	2	2	.500	18	3	9	3-2:30
2016	15-15	0	0	0	0	.000	24	3	13	4-2:30
2017	-	-	-	-	-	-	-	-	-	-
2018	14-14	0	1	1	1	.000	24	5	11	2-2:00
2019	9-0	-	-	-	-	-	4	1	4	-
Total	52-29	1	2	3	3	.500	70	12	38	9-7:00

### TOMMY BAKER

#29

FRESHMAN | DEFENSE | 6-1 | 175  
SYRACUSE, N.Y. | WEST GENESSEE

#### GAME-BY-GAME STATS

GAME	G	A	Pts	Sh	Up	GB	TO	CT
VILLANOVA	DNP	-	-	-	-	-	-	-
ROBERT MORRIS	DNP	-	-	-	-	-	-	-
Stony Brook	DNP	-	-	-	-	-	-	-
Yale	DNP	-	-	-	-	-	-	-
PENN	DNP	-	-	-	-	-	-	-
Cornell	DNP	-	-	-	-	-	-	-
Jacksonville	DNP	-	-	-	-	-	-	-
Cleveland State	DNP	-	-	-	-	-	-	-
Maryland	DNP	-	-	-	-	-	-	-
OHIO STATE	DNP	-	-	-	-	-	-	-
Michigan	DNP	-	-	-	-	-	-	-
JOHNS HOPKINS	DNP	-	-	-	-	-	-	-
RUTGERS	DNP	-	-	-	-	-	-	-
Rutgers	DNP	-	-	-	-	-	-	-

#### SEASON HIGHS

Points ..... -  
Goals ..... -  
Assist ..... -  
Shots ..... -  
Ground Balls ..... -  
Caused Turnovers ..... -

#### CAREER HIGHS

Points ..... -  
Goals ..... -  
Assist ..... -  
Shots ..... -  
Ground Balls ..... -  
Caused Turnovers ..... -

#### CAREER STATS

Year	GP-GS	G	A	Pts	Sh	Pct.	GB	TO	CT	Pen
2019	-	-	-	-	-	-	-	-	-	-
Total	-	-	-	-	-	-	-	-	-	-

### CJ BATTAGLIA

#35

FRESHMAN | DEFENSE | 5-10 | 160  
WEBSTER, N.Y. | WEST THOMAS

#### GAME-BY-GAME STATS

GAME	G	A	Pts	Sh	Up	GB	TO	CT
VILLANOVA	0	0	0	0	0	0	0	0
ROBERT MORRIS	0	0	0	0	0	0	0	0
Stony Brook	0	0	0	0	0	0	0	0
Yale	DNP	-	-	-	-	-	-	-
PENN	DNP	-	-	-	-	-	-	-
Cornell	DNP	-	-	-	-	-	-	-
Jacksonville	0	0	0	0	0	0	0	0
Cleveland State	DNP	-	-	-	-	-	-	-
Maryland	DNP	-	-	-	-	-	-	-
OHIO STATE	DNP	-	-	-	-	-	-	-
Michigan	0	0	0	0	0	0	0	0
JOHNS HOPKINS	0	0	0	0	0	0	0	0
RUTGERS	DNP	-	-	-	-	-	-	-
Rutgers	0	0	0	0	0	0	0	0

#### SEASON HIGHS

Points ..... -  
Goals ..... -  
Assist ..... -  
Shots ..... -  
Ground Balls ..... -  
Caused Turnovers ..... -

#### CAREER HIGHS

Points ..... -  
Goals ..... -  
Assist ..... -  
Shots ..... -  
Ground Balls ..... -  
Caused Turnovers ..... -

#### CAREER STATS

Year	GP-GS	G	A	Pts	Sh	Pct.	GB	TO	CT	Pen
2019	7-0	0	0	0	0	0	0	0	0	0
Total	7-0	0	0	0	0	0	0	0	0	0

### ROBBY BLACK

#15

SENIOR | MIDFIELD | 6-4 | 190  
LUTHERVILLE, MD. | MCDONOUGH SCHOOL

#### GAME-BY-GAME STATS

GAME	G	A	Pts	Sh	Up	GB	TO	CT
VILLANOVA	0	0	0	1	0	2	0	0
ROBERT MORRIS	0	0	0	0	0	0	1	0
Stony Brook	0	0	0	0	0	0	0	0
Yale	0	0	0	0	0	0	0	0
PENN	0	0	0	0	0	0	0	1
Cornell	0	0	0	0	0	0	2	0
Jacksonville	0	0	0	0	0	0	0	0
Cleveland State	0	0	0	0	0	1	1	0
Maryland	0	0	0	0	0	0	0	0
OHIO STATE	0	0	0	0	0	0	0	0
Michigan	0	0	0	0	0	0	0	1
JOHNS HOPKINS	0	0	0	0	0	1	0	1
RUTGERS	0	0	0	0	0	0	0	0
Rutgers	1	0	0	1	0	2	1	1

#### SEASON HIGHS

Points ..... 1 ..... vs. Rutgers (5/2/19)  
Goals ..... 1 .....  
Assist ..... -  
Shots ..... 1 ..... 2x, vs. Rutgers (5/2/19)  
Ground Balls ..... 2 ..... 2x; last vs. Rutgers (5/2/19)  
Caused Turnovers ..... 1 ..... 4x; last vs. Rutgers (5/2/1

## PLAYER BIOS

### NATE BULLER

**#49**

FRESHMAN | ATTACK | 6-0 | 190  
HERNDON, VA. | LONDON

#### GAME-BY-GAME STATS

GAME	G	A	Pts	Sh	Up	GB	TO	CT
VILLANOVA	0	0	0	1	0	0	0	0
ROBERT MORRIS	1	0	1	2	1	0	0	0
Stony Brook	0	1	1	1	0	0	0	0
Yale	0	0	0	0	0	0	0	0
PENN	0	0	0	2	0	0	0	0
Cornell	DNP	-	-	-	-	-	-	-
Jacksonville	DNP	-	-	-	-	-	-	-
Cleveland State	DNP	-	-	-	-	-	-	-
Maryland	DNP	-	-	-	-	-	-	-
OHIO STATE	0	0	0	0	0	0	0	0
Michigan	0	0	0	1	0	0	0	0
JOHNS HOPKINS	DNP	-	-	-	-	-	-	-
RUTGERS	DNP	-	-	-	-	-	-	-
Rutgers	0	0	0	0	0	0	0	0

#### SEASON HIGHS

Points ..... 1 ..... 2x, last at Stony Brook (2/16/19)  
Goals ..... 1 ..... vs. Robert Morris (2/9/19)  
Assist ..... 1 ..... at Stony Brook (2/16/19)  
Shots ..... 2 ..... vs. Penn (3/2/19)  
Ground Balls .....  
Caused Turnovers .....

#### CAREER HIGHS

Points ..... 1 ..... 2x, last at Stony Brook (2/16/19)  
Goals ..... 1 ..... vs. Robert Morris (2/9/19)  
Assist ..... 1 ..... at Stony Brook (2/16/19)  
Shots ..... 2 ..... vs. Penn (3/2/19)  
Ground Balls .....  
Caused Turnovers .....

#### CAREER STATS

Year	GP-GS	G	A	Pts	Sh	Pct.	GB	TO	CT	Pen
2019	8-0	1	1	2	7	.143	0	0	0	0-0:00
<b>Total</b>	<b>8-0</b>	<b>1</b>	<b>1</b>	<b>2</b>	<b>7</b>	<b>.143</b>	<b>0</b>	<b>0</b>	<b>0</b>	<b>0-0:00</b>

### BOBBY BURNS

**#4**

SOPHOMORE | MIDFIELD | 6-1 | 175  
SMITHTOWN, N.Y. | SMITHTOWN EAST

#### GAME-BY-GAME STATS

GAME	G	A	Pts	Sh	Up	GB	TO	CT
VILLANOVA	0	0	0	1	0	0	0	0
ROBERT MORRIS	1	0	1	2	0	2	0	0
Stony Brook	0	0	0	0	0	0	1	0
Yale	0	0	0	1	0	1	0	0
PENN	0	0	0	1	0	2	1	0
Cornell	0	0	0	0	0	1	0	0
Jacksonville	0	0	0	0	0	2	1	0
Cleveland State	0	0	0	3	0	5	2	1
Maryland	0	0	0	0	0	0	0	0
OHIO STATE	0	0	0	0	0	1	1	0
Michigan	0	0	0	0	0	2	3	1
JOHNS HOPKINS	0	0	0	1	0	1	0	0
RUTGERS	0	0	0	0	0	3	0	1
Rutgers	0	0	0	0	0	2	0	0

#### SEASON HIGHS

Points ..... 1 ..... vs. Robert Morris (2/9/19)  
Goals ..... 1 ..... vs. Robert Morris (2/9/19)  
Assist .....  
Shots ..... 3 ..... at Cleveland State (3/23/19)  
Ground Balls ..... 5 ..... at Cleveland State (3/23/19)  
Caused Turnovers ..... 1 ..... 3x; last vs. Rutgers (4/27/19)

#### CAREER HIGHS

Points ..... 2 ..... vs. Stony Brook (2/17/18)  
Goals ..... 1 ..... 2x; last vs. Robert Morris (2/9/19)  
Assist ..... 1 ..... 3x; last vs. Johns Hopkins (4/14/18)  
Shots ..... 3 ..... at Cleveland State (3/23/19)  
Ground Balls ..... 5 ..... at Cleveland State (3/23/19)  
Caused Turnovers ..... 1 ..... 4x; last vs. Rutgers (4/27/19)

#### CAREER STATS

Year	GP-GS	G	A	Pts	Sh	Pct.	GB	TO	CT	Pen
2018	14-0	1	3	4	6	.500	10	2	1	1-0:50
2019	14-1	1	0	1	9	.111	22	9	3	2-2:00
<b>Total</b>	<b>28-1</b>	<b>2</b>	<b>3</b>	<b>5</b>	<b>15</b>	<b>.133</b>	<b>32</b>	<b>11</b>	<b>4</b>	<b>3-2:50</b>

### NICK CARDILE

**#43**

JUNIOR | DEFENSE | 6-1 | 180  
WEST GROVE, PA. | AVON GROVE

#### GAME-BY-GAME STATS

GAME	G	A	Pts	Sh	Up	GB	TO	CT
VILLANOVA	0	0	0	0	0	2	0	2
ROBERT MORRIS	0	0	0	0	0	2	1	0
Stony Brook	0	0	0	0	0	0	0	0
Yale	0	0	0	2	0	3	1	1
PENN	0	0	0	0	0	0	1	1
Cornell	0	0	0	0	0	3	1	2
Jacksonville	0	0	0	0	0	0	0	0
Cleveland State	1	0	1	1	0	2	1	0
Maryland	0	0	0	0	0	4	0	0
OHIO STATE	0	0	0	0	0	3	1	3
Michigan	0	0	0	0	0	1	1	0
JOHNS HOPKINS	0	0	0	0	0	2	0	1
RUTGERS	0	0	0	0	0	4	0	1
Rutgers	0	1	1	0	0	4	0	2

#### SEASON HIGHS

Points ..... 1 ..... 2x; last at Rutgers (5/2/19)  
Goals ..... 1 ..... at Cleveland State (3/23/19)  
Assist ..... 1 ..... at Rutgers (5/2/19)  
Shots ..... 2 ..... at Yale (2/23/19)  
Ground Balls ..... 4 ..... 3x; last at Rutgers (5/2/19)  
Caused Turnovers ..... 3 ..... vs. Ohio State (4/7/19)

#### CAREER HIGHS

Points ..... 1 ..... 3x; last at Rutgers (5/2/19)  
Goals ..... 1 ..... 2x; last at Cleveland St. (3/23/19)  
Assist ..... 1 ..... at Rutgers (5/2/19)  
Shots ..... 2 ..... at Yale (2/23/19)  
Ground Balls ..... 4 ..... 4x; last at Rutgers (5/2/19)  
Caused Turnovers ..... 3 ..... vs. Ohio State (4/7/19)

#### CAREER STATS

Year	GP-GS	G	A	Pts	Sh	Pct.	GB	TO	CT	Pen
2017	16-6	0	0	0	0	.000	12	5	7	0-0:00
2018	13-8	1	0	1	2	.500	18	1	6	1-1:00
2019	14-14	1	1	2	3	.333	30	7	13	6-4:30
<b>Total</b>	<b>43-28</b>	<b>2</b>	<b>1</b>	<b>3</b>	<b>5</b>	<b>.400</b>	<b>60</b>	<b>13</b>	<b>26</b>	<b>7-5:30</b>

### TJ CONNELLAN

**#2**

JUNIOR | DEFENSE | 6-1 | 1650  
CAZENOVIA N.Y. | CAZENOVIA

#### GAME-BY-GAME STATS

GAME	G	A	Pts	Sh	Up	GB	TO	CT
VILLANOVA	0	0	0	0	0	0	0	2
ROBERT MORRIS	0	0	0	0	0	1	0	0
Stony Brook	0	0	0	0	0	2	0	2
Yale	0	0	0	0	0	0	0	1
PENN	DNP	-	-	-	-	-	-	-
Cornell	DNP	-	-	-	-	-	-	-
Jacksonville	0	0	0	0	0	0	0	1
Cleveland State	0	0	0	0	0	0	0	0
Maryland	0	0	0	0	0	0	0	0
OHIO STATE	0	0	0	0	0	0	0	0
Michigan	0	0	0	0	0	1	0	0
JOHNS HOPKINS	0	0	0	1	0	0	0	0
RUTGERS	0	0	0	0	0	0	0	0
Rutgers	0	0	0	0	0	0	0	0

#### SEASON HIGHS

Points .....  
Goals .....  
Assist .....  
Shots ..... 1 ..... vs. Johns Hopkins (4/21/19)  
Ground Balls ..... 2 ..... at Stony Brook (2/16/19)  
Caused Turnovers ..... 2 ..... 2x; last at Stony Brook (2/16/19)

#### CAREER HIGHS

Points .....  
Goals .....  
Assist .....  
Shots ..... 1 ..... vs. Johns Hopkins (4/21/19)  
Ground Balls ..... 4 ..... vs. Furman (3/7/18)  
Caused Turnovers ..... 2 ..... 2x; last at Stony Brook (2/16/19)

#### CAREER STATS

Year	GP-GS	G	A	Pts	Sh	Pct.	GB	TO	CT	Pen
2017	14-10	0	0	0	0	.000	10	4	2	0-0:00
2018	11-0	0	0	0	0	.000	2	0	2	0-0:00
2019	13-0	0	0	0	1	.000	4	0	6	1-1:00
<b>Total</b>	<b>38-10</b>	<b>0</b>	<b>0</b>	<b>0</b>	<b>1</b>	<b>.000</b>	<b>16</b>	<b>4</b>	<b>10</b>	<b>1-1:00</b>

### JORDAN DONAGHY

**#48**

FRESHMAN | MIDFIELD | 5-8 | 170  
WESTCHESTER, PA. | MALVERN PREP

#### GAME-BY-GAME STATS

GAME	G	A	Pts	Sh	Up	GB	TO	CT
VILLANOVA	0	0	0	0	0	0	0	0
ROBERT MORRIS	0	0	0	0	0	1	0	0
Stony Brook	0	0	0	0	0	0	0	0
Yale	DNP	-	-	-	-	-	-	-
PENN	DNP	-	-	-	-	-	-	-
Cornell	0	0	0	0	0	0	0	0
Jacksonville	0	0	0	0	0	1	0	0
Cleveland State	DNP	-	-	-	-	-	-	-
Maryland	DNP	-	-	-	-	-	-	-
OHIO STATE	DNP	-	-	-	-	-	-	-
Michigan	DNP	-	-	-	-	-	-	-
JOHNS HOPKINS	DNP	-	-	-	-	-	-	-
RUTGERS	DNP	-	-	-	-	-	-	-
Rutgers	0	0	0	0	0	0	0	0

#### SEASON HIGHS

Points .....  
Goals .....  
Assist .....  
Shots .....  
Ground Balls ..... 1 ..... 2x; last vs. Cornell (3/8/19)  
Caused Turnovers .....

#### CAREER HIGHS

Points .....  
Goals .....  
Assist .....  
Shots .....  
Ground Balls ..... 1 ..... 2x; last vs. Cornell (3/8/19)  
Caused Turnovers .....

#### CAREER STATS

Year	GP-GS	G	A	Pts	Sh	Pct.	GB	TO	CT	Pen
2019	6-0	0	0	0	0	.000	2	0	0	0-0:00
<b>Total</b>	<b>6-0</b>	<b>0</b>	<b>0</b>	<b>0</b>	<b>0</b>	<b>.000</b>	<b>2</b>	<b>0</b>	<b>0</b>	<b>0-0:00</b>

### MATT DONNELLY

**#11**

SENIOR | MIDFIELD | 5-7 | 165  
SEWELL, N.J. | CELARVIEW REGIONAL

#### GAME-BY-GAME STATS

GAME	G	A	Pts	Sh	Up	GB	TO	CT
VILLANOVA	0	0	0	1	0	0	0	0
ROBERT MORRIS	0	1	1	1	0	1	0	0
Stony Brook	0	0	0	0	0	0	0	0
Yale	0	0	0	0	0	0	0	0
PENN	DNP	-	-	-	-	-	-	-
Cornell	DNP	-	-	-	-	-	-	-
Jacksonville	0	0	0	0	0	0	0	0
Cleveland State	1	0	1	2	0	1	0	0
Maryland	DNP	-	-	-	-	-	-	-
OHIO STATE	DNP	-	-	-	-	-	-	-
Michigan	0	0	0	0	0	0	1	0
JOHNS HOPKINS	0	0	0	1	0	0	0	0
RUTGERS	0	0	0	0	0	0	0	0
Rutgers	1	0	1	2	0	0	0	0

#### SEASON HIGHS

Points ..... 1 ..... 3x; last at Rutgers (5/2/19)  
Goals ..... 1 ..... 2x; at Rutgers (5/2/19)  
Assist ..... 1 ..... vs. Robert Morris (2/9/19)  
Shots ..... 2 ..... 2x; at Rutgers (5/2/19)  
Ground Balls ..... 1 ..... 2x; last at Cleveland State (3/23/19)  
Caused Turnovers .....

#### CAREER HIGHS

Points ..... 3 ..... vs. Robert Morris (2/24/18)  
Goals ..... 2 ..... 3x, last vs. Furman (3/6/18)  
Assist ..... 1 ..... 6x; last vs. Robert Morris (2/9/19)  
Shots ..... 5 ..... 2x; last vs. Furman (3/6/18)  
Ground Balls ..... 3 ..... 2x; last vs. Hobart (2/10/18)  
Caused Turnovers ..... 1 ..... 2x; last vs. Ohio State (3/31/18)

#### CAREER STATS

Year	GP-GS	G	A	Pts	Sh	Pct.	GB	TO	CT	Pen
2016	6-0	1	0	1	5	.200	3	2	0	0-0:00
2017	5-0	0	0	0	0	.000	0	2	1	0-0:00
2018	14-4	8	5	13	31	.258	7	7	2	1-0:30
2019	10-1	2	1	3	7	.286	2	1	0	0-0:00
<b>Total</b>	<b>35-5</b>	<b>11</b>	<b>6</b>	<b>17</b>	<b>43</b>	<b>.255</b>	<b>12</b>	<b>12</b>	<b>3&lt;/</b>	



## PLAYER BIOS

### DYLAN FOULDS

**#14**

REDSHIRT JUNIOR | ATTACK | 6-0 | 180  
PORT COQUITLAM, BRITISH COLUMBIA | TERRY FOX SECONDARY

#### GAME-BY-GAME STATS

GAME	G	A	Pts	Sh	Up	GB	TO	CT
VILLANOVA	3	0	3	5	0	1	0	0
ROBERT MORRIS	2	0	2	6	0	0	0	0
Stony Brook	1	0	1	2	0	0	1	1
Yale	1	1	2	6	1	2	1	1
PENN	3	0	3	3	0	0	0	0
Cornell	4	0	4	6	0	1	2	0
Jacksonville	3	1	4	7	1	3	1	0
Cleveland State	2	1	3	3	1	0	0	1
Maryland	1	0	1	2	1	0	0	0
OHIO STATE	1	0	1	3	0	0	2	0
Michigan	3	3	6	7	1	1	0	0
JOHNS HOPKINS	3	1	4	7	0	0	0	0
RUTGERS	2	2	4	2	1	0	2	0
Rutgers	0	0	0	5	0	1	2	0

#### SEASON HIGHS

Points ..... 6 ..... at Michigan (4/13/19)  
Goals ..... 4 ..... vs. Cornell (3/8/19)  
Assist ..... 3 ..... at Michigan (4/13/19)  
Shots ..... 7 ..... 3x; last vs. Johns Hopkins (4/21/19)  
Ground Balls ..... 3 ..... vs. Jacksonville (3/10/19)  
Caused Turnovers ..... 1 ..... 2x; last at Cleveland State (3/23/19)

#### CAREER HIGHS

Points ..... 7 ..... at Fairfield (3/17/18)  
Goals ..... 4 ..... 3x; last vs. Cornell. (3/8/19)  
Assist ..... 3 ..... 2x; last at Michigan (4/13/19)  
Shots ..... 9 ..... vs. Maryland (4/8/18)  
Ground Balls ..... 3 ..... 2x, last vs. Jacksonville (3/10/19)  
Caused Turnovers ..... 1 ..... 2x; last at Cleveland State (3/23/19)

#### CAREER STATS

Year	GP-GS	G	A	Pts	Sh	Pct.	GB	TO	CT	Pen
2016	Redshirt Season									
2017	4-0	2	0	2	4	.500	0	1	0	0-0:00
2018	14-10	21	11	32	59	.356	13	13	0	1-0:30
2019	14-14	29	9	38	59	.453	9	11	3	3-1:30
Total	32-24	52	20	72	122	.409	22	25	3	4-2:00

### KEVIN FOX

**#31**

SENIOR | DEFENSE | 5-9 | 170  
ANNAPOLIS, MD. | ST. MARY'S

#### GAME-BY-GAME STATS

GAME	G	A	Pts	Sh	Up	GB	TO	CT
VILLANOVA	0	0	0	0	0	1	0	0
ROBERT MORRIS	1	0	1	1	0	2	0	1
Stony Brook	0	0	0	0	0	2	0	1
Yale	0	0	0	0	0	2	2	1
PENN	0	0	0	0	0	3	0	0
Cornell	0	0	0	0	0	0	0	2
Jacksonville	1	0	1	1	0	0	0	0
Cleveland State	0	0	0	1	0	0	0	0
Maryland	0	0	0	0	0	0	0	0
OHIO STATE	0	0	0	0	0	1	0	2
Michigan	0	0	0	0	0	0	0	1
JOHNS HOPKINS	0	0	0	0	0	1	0	1
RUTGERS	0	0	0	0	0	1	1	1
Rutgers	0	0	0	0	0	0	0	0

#### SEASON HIGHS

Points ..... 1 ..... 2x, last vs. Jacksonville (3/10/19)  
Goals ..... 1 ..... 2x, last vs. Jacksonville (3/10/19)  
Assist .....  
Shots ..... 1 ..... 3x, last at Cleveland State (3/23/19)  
Ground Balls ..... 3 ..... vs. Penn (3/2/19)  
Caused Turnovers ..... 2 ..... vs. Ohio State (3/7/19)

#### CAREER HIGHS

Points ..... 1 ..... 6x, last vs. Jacksonville (3/10/19)  
Goals ..... 1 ..... 6x, last vs. Jacksonville (3/10/19)  
Assist .....  
Shots ..... 2 ..... vs. Stony Brook (2/17/18)  
Ground Balls ..... 9 ..... vs. Robert Morris (2/6/16)  
Caused Turnovers ..... 3 ..... vs. Michigan (4/30/16)

#### CAREER STATS

Year	GP-GS	G	A	Pts	Sh	Pct.	GB	TO	CT	Pen
2016	11-0	3	0	3	3	1.000	21	2	5	2-1:00
2017	16-0	0	1	1	3	.000	26	6	7	1-1:00
2018	13-2	1	0	1	3	.333	13	0	5	1-1:00
2019	14-0	2	0	2	3	.667	13	3	10	4-3:00
Total	53-2	6	1	7	12	.500	73	11	27	8-6:00

### BRETT FUNK

**#47**

FRESHMAN | DEFENSE | 5-9 | 170  
MEDFORD, N.J. | SHAWNEE

#### GAME-BY-GAME STATS

GAME	G	A	Pts	Sh	Up	GB	TO	CT
VILLANOVA	0	0	0	0	0	0	0	0
ROBERT MORRIS	0	0	0	0	0	0	0	0
Stony Brook	DNP	-	-	-	-	-	-	-
Yale	DNP	-	-	-	-	-	-	-
PENN	DNP	-	-	-	-	-	-	-
Cornell	DNP	-	-	-	-	-	-	-
Jacksonville	DNP	-	-	-	-	-	-	-
Cleveland State	DNP	-	-	-	-	-	-	-
Maryland	DNP	-	-	-	-	-	-	-
OHIO STATE	DNP	-	-	-	-	-	-	-
Michigan	0	0	0	0	0	0	0	0
JOHNS HOPKINS	0	0	0	0	0	1	0	0
RUTGERS	DNP	-	-	-	-	-	-	-
Rutgers	0	0	0	0	0	1	0	0

#### SEASON HIGHS

Points .....  
Goals .....  
Assist .....  
Shots .....  
Ground Balls ..... 1 ..... 2x; at Rutgers (5/2/19)  
Caused Turnovers .....

#### CAREER HIGHS

Points .....  
Goals .....  
Assist .....  
Shots .....  
Ground Balls ..... 1 ..... 2x; at Rutgers (5/2/19)  
Caused Turnovers .....

#### CAREER STATS

Year	GP-GS	G	A	Pts	Sh	Pct.	GB	TO	CT	Pen
2019	5-0	0	0	0	0	.000	2	0	0	0-0:00
Total	5-0	0	0	0	0	.000	2	0	0	0-0:00

### ALERIC FYOCK

**#46**

FRESHMAN | GOALIE | 6-1 | 220  
BOWIE, MD. | ST. MARY'S - ANNAPOLIS

#### GAME-BY-GAME STATS

GAME	G	A	Pts	Sh	Up	GB	TO	CT
VILLANOVA	DNP	-	-	-	-	-	-	-
ROBERT MORRIS	DNP	-	-	-	-	-	-	-
Stony Brook	DNP	-	-	-	-	-	-	-
Yale	DNP	-	-	-	-	-	-	-
PENN	DNP	-	-	-	-	-	-	-
Cornell	DNP	-	-	-	-	-	-	-
Jacksonville	DNP	-	-	-	-	-	-	-
Cleveland State	DNP	-	-	-	-	-	-	-
Maryland	DNP	-	-	-	-	-	-	-
OHIO STATE	DNP	-	-	-	-	-	-	-
Michigan	DNP	-	-	-	-	-	-	-
JOHNS HOPKINS	DNP	-	-	-	-	-	-	-
RUTGERS	DNP	-	-	-	-	-	-	-
Rutgers	DNP	-	-	-	-	-	-	-

#### SEASON HIGHS

Points .....  
Goals .....  
Assist .....  
Shots .....  
Ground Balls .....  
Caused Turnovers .....

#### CAREER HIGHS

Points .....  
Goals .....  
Assist .....  
Shots .....  
Ground Balls .....  
Caused Turnovers .....

#### CAREER STATS

Year	GP-GS	G	A	Pts	Sh	Pct.	GB	TO	CT	Pen
2019	6-0	0	0	0	0	-	-	-	-	-
Total	6-0	0	0	0	0	-	-	-	-	-

### JAKE GLATZ

**#30**

SOPHOMORE | MIDFIELD | 5-10 | 190  
SHREWSBURY, PA | BOYS' LATIN

#### GAME-BY-GAME STATS

GAME	G	A	Pts	Sh	Up	GB	TO	CT
VILLANOVA	0	0	0	0	0	1	1	0
ROBERT MORRIS	0	0	0	0	0	4	0	0
Stony Brook	0	0	0	0	0	0	1	0
Yale	0	0	0	0	0	0	0	0
PENN	0	0	0	0	0	0	0	0
Cornell	DNP	-	-	-	-	-	-	-
Jacksonville	1	0	1	1	0	4	3	0
Cleveland State	DNP	-	-	-	-	-	-	-
Maryland	DNP	-	-	-	-	-	-	-
OHIO STATE	DNP	-	-	-	-	-	-	-
Michigan	0	0	0	0	0	0	0	0
JOHNS HOPKINS	0	0	0	0	0	0	0	0
RUTGERS	0	0	0	0	0	0	0	0
Rutgers	0	0	0	0	0	4	0	0

#### SEASON HIGHS

Points ..... 1 ..... vs Jacksonville (3/10/19)  
Goals ..... 1 ..... vs Jacksonville (3/10/19)  
Assist .....  
Shots .....  
Ground Balls ..... 4 ..... 3x, last at Rutgers (5/2/19)  
Caused Turnovers .....

#### CAREER HIGHS

Points ..... 1 ..... vs Jacksonville (3/10/19)  
Goals ..... 1 ..... vs Jacksonville (3/10/19)  
Assist .....  
Shots ..... 2 ..... vs Rutgers (4/22/18)  
Ground Balls ..... 4 ..... 3x, last at Rutgers (5/2/19)  
Caused Turnovers ..... 1 ..... vs. Maryland (4/8/18)  
Faceoff Wins ..... 13 ..... vs. Jacksonville (4/22/18)

#### CAREER STATS

Year	GP-GS	G	A	Pts	Sh	Pct.	GB	TO	CT	Pen
2018	10-0	0	0	0	3	.000	4	2	1	0-0:00
2019	10-0	1	0	1	1	1.000	13	5	0	1-0:30
Total	20-0	1	0	1	4	.250	17	7	1	1-0:30

### MALCOLM GLENDINNING

**#20**

FRESHMAN | DEFENSE | 5-10 | 185  
LAFAYETTE HILL, PA. | CHESTNUT HILL ACADEMY

#### GAME-BY-GAME STATS

GAME	G	A	Pts	Sh	Up	GB	TO	CT
VILLANOVA	DNP	-	-	-	-	-	-	-
ROBERT MORRIS	0	0	0	0	0	1	0	0
Stony Brook	0	0	0	0	0	0	0	0
Yale	DNP	-	-	-	-	-	-	-
PENN	DNP	-	-	-	-	-	-	-
Cornell	DNP	-	-	-	-	-	-	-
Jacksonville	0	0	0	0	0	0	0	0
Cleveland State	DNP	-	-	-	-	-	-	-
Maryland	DNP	-	-	-	-	-	-	-
OHIO STATE	DNP	-	-	-	-	-	-	-
Michigan	0	0	0	0	0	0	0	0
JOHNS HOPKINS	0	0	0	0	0	1	0	0
RUTGERS	DNP	-	-	-	-	-	-	-
Rutgers	0	0	0	0	0	0	0	0

#### SEASON HIGHS

Points .....  
Goals .....  
Assist .....  
Shots .....  
Ground Balls ..... 1 ..... 2x; last vs. Johns Hopkins (4/21/19)  
Caused Turnovers .....

#### CAREER HIGHS

Points .....  
Goals .....  
Assist .....  
Shots .....  
Ground Balls ..... 1 ..... 2x; last vs. Johns Hopkins (4/21/19)  
Caused Turnovers .....

#### CAREER STATS

Year	GP-GS	G	A	Pts	Sh	Pct.	GB	TO	CT	Pen
2019	6-0	0	0	0	0	-	2	0	0	0
Total	6-0	0	0	0	0	-	2	0	0	0

## PLAYER BIOS

### SEAMUS GLYNN

#12

FRESHMAN | ATTACK/MIDFIELD | 6-0 | 185  
VILLANOVA, PA. | MALVERN PREP

#### GAME-BY-GAME STATS

GAME	G	A	Pts	Sh	Up	GB	TO	CT
VILLANOVA	0	0	0	0	0	0	0	0
ROBERT MORRIS	0	3	3	2	0	1	0	0
Stony Brook	0	0	0	0	0	0	0	0
Yale	DNP	-	-	-	-	-	-	-
PENN	DNP	-	-	-	-	-	-	-
Cornell	DNP	-	-	-	-	-	-	-
Jacksonville	0	0	0	1	0	0	2	0
Cleveland State	DNP	-	-	-	-	-	-	-
Maryland	DNP	-	-	-	-	-	-	-
OHIO STATE	DNP	-	-	-	-	-	-	-
Michigan	1	0	1	1	0	0	0	0
JOHNS HOPKINS	1	0	1	1	0	0	1	0
RUTGERS	DNP	-	-	-	-	-	-	-
Rutgers	0	0	0	0	0	0	0	0

#### SEASON HIGHS

Points .....3 .....vs. Robert Morris (2/9/19)  
Goals .....1 .....2x; last vs. Johns Hopkins (4/21/19)  
Assist .....3 .....vs. Robert Morris (2/9/19)  
Shots .....3 .....vs. Robert Morris (2/9/19)  
Ground Balls .....1 .....vs. Robert Morris (2/9/19)  
Caused Turnovers .....-

#### CAREER HIGHS

Points .....3 .....vs. Robert Morris (2/9/19)  
Goals .....1 .....2x; last vs. Johns Hopkins (4/21/19)  
Assist .....3 .....vs. Robert Morris (2/9/19)  
Shots .....3 .....vs. Robert Morris (2/9/19)  
Ground Balls .....1 .....vs. Robert Morris (2/9/19)  
Caused Turnovers .....-

#### CAREER STATS

Year	GP-GS	G	A	Pts	Sh	Pct.	GB	TO	CT	Pen
2019	7-0	2	3	5	5	.400	1	3	0	0-0:00
Total	7-0	2	3	5	5	.400	1	3	0	0-0:00

### KEVIN HILL

#5

SENIOR | MIDFIELD | 5-10 | 175  
WEBSTER, N.Y. | WEBSTER THOMAS

#### GAME-BY-GAME STATS

GAME	G	A	Pts	Sh	Up	GB	TO	CT
VILLANOVA	1	0	1	5	1	0	0	0
ROBERT MORRIS	DNP	-	-	-	-	-	-	-
Stony Brook	DNP	-	-	-	-	-	-	-
Yale	DNP	-	-	-	-	-	-	-
PENN	DNP	-	-	-	-	-	-	-
Cornell	DNP	-	-	-	-	-	-	-
Jacksonville	DNP	-	-	-	-	-	-	-
Cleveland State	DNP	-	-	-	-	-	-	-
Maryland	DNP	-	-	-	-	-	-	-
OHIO STATE	DNP	-	-	-	-	-	-	-
Michigan	DNP	-	-	-	-	-	-	-
JOHNS HOPKINS	DNP	-	-	-	-	-	-	-
RUTGERS	DNP	-	-	-	-	-	-	-
Rutgers	DNP	-	-	-	-	-	-	-

#### SEASON HIGHS

Points .....1 .....vs. Villanova (2/2/19)  
Goals .....1 .....vs. Villanova (2/2/19)  
Assist .....-  
Shots .....5 .....vs. Villanova (2/2/19)  
Ground Balls .....-  
Caused Turnovers .....-

#### CAREER HIGHS

Points .....5 .....vs. Hobart (2/10/18)  
Goals .....4 .....vs. Stony Brook (2/17/18)  
Assist .....3 .....vs. Hobart (2/10/18)  
Shots .....8 .....vs. Furman (3/6/18)  
Ground Balls .....5 .....vs. Stony Brook (2/17/18)  
Caused Turnovers .....1 .....2x; last at Johns Hopkins (4/15/17)

#### CAREER STATS

Year	GP-GS	G	A	Pts	Sh	Pct.	GB	TO	CT	Pen
2016	15-0	14	5	19	32	.438	9	5	0	0-0:00
2017	16-11	18	6	24	54	.333	10	7	1	0-0:00
2018	14-5	25	7	32	65	.384	7	10	0	0-0:00
2019	1-1	1	0	1	5	.200	0	0	0	0-0:00
Total	46-17	58	18	76	156	.377	26	22	1	0-0:00

### BRETT HOBBS

#50

FRESHMAN | MIDFIELD | 6-3 | 225  
WILLINGTON, DEL. | SALESIANUM

#### GAME-BY-GAME STATS

GAME	G	A	Pts	Sh	Up	GB	TO	CT
VILLANOVA	DNP	-	-	-	-	-	-	-
ROBERT MORRIS	DNP	-	-	-	-	-	-	-
Stony Brook	0	1	1	1	0	1	0	0
Yale	DNP	-	-	-	-	-	-	-
PENN	DNP	-	-	-	-	-	-	-
Cornell	0	0	0	2	0	0	0	0
Jacksonville	1	1	2	2	0	0	1	0
Cleveland State	0	0	0	0	0	1	1	0
Maryland	0	0	0	0	0	0	0	0
OHIO STATE	DNP	-	-	-	-	-	-	-
Michigan	0	0	0	0	0	0	0	0
JOHNS HOPKINS	0	0	0	0	0	0	0	0
RUTGERS	DNP	-	-	-	-	-	-	-
Rutgers	1	0	1	1	0	0	1	0

#### SEASON HIGHS

Points .....2 .....vs. Jacksonville (3/10/19)  
Goals .....1 .....2x last at Rutgers (5/2/19)  
Assist .....1 .....2x, last vs Jacksonville (3/10/19)  
Shots .....1 .....at Stony Brook (2/16/19)  
Ground Balls .....1 .....at Cleveland State (3/23/19)  
Caused Turnovers .....-

#### CAREER HIGHS

Points .....2 .....vs. Jacksonville (3/10/19)  
Goals .....1 .....2x last at Rutgers (5/2/19)  
Assist .....1 .....2x, last vs Jacksonville (3/10/19)  
Shots .....1 .....at Stony Brook (2/16/19)  
Ground Balls .....1 .....at Cleveland State (3/23/19)  
Caused Turnovers .....-

#### CAREER STATS

Year	GP-GS	G	A	Pts	Sh	Pct.	GB	TO	CT	Pen
2019	8-0	2	2	4	6	.333	2	3	0	0-0:00
Total	8-0	2	2	4	6	.333	2	3	0	0-0:00

### JACK KELLY

#25

SOPHOMORE | MIDFIELD | 6-1 | 180  
SCARBROUGH, ONTARIO, CANADA. | BIRCHMOUNT PARK

#### GAME-BY-GAME STATS

GAME	G	A	Pts	Sh	Up	GB	TO	CT
VILLANOVA	0	1	1	1	0	0	0	0
ROBERT MORRIS	3	0	3	4	0	0	1	0
Stony Brook	3	0	3	9	0	0	0	0
Yale	2	0	2	2	0	0	0	0
PENN	3	0	3	5	0	2	2	0
Cornell	1	0	1	3	1	0	0	0
Jacksonville	4	0	4	7	0	0	1	0
Cleveland State	DNP	-	-	-	-	-	-	-
Maryland	3	1	4	8	0	3	2	0
OHIO STATE	DNP	-	-	-	-	-	-	-
Michigan	DNP	-	-	-	-	-	-	-
JOHNS HOPKINS	4	1	5	7	0	1	0	0
RUTGERS	3	1	4	6	0	2	1	0
Rutgers	2	1	3	8	1	2	0	0

#### SEASON HIGHS

Points .....5 .....vs. Johns Hopkins (4/21/19)  
Goals .....4 .....2x; last vs. Johns Hopkins (4/21/19)  
Assist .....1 .....3x; last vs. Johns Hopkins (4/21/19)  
Shots .....9 .....at Stony Brook (2/16/19)  
Ground Balls .....3 .....at Maryland (3/31/19)  
Caused Turnovers .....-

#### CAREER HIGHS

Points .....5 .....vs. Johns Hopkins (4/21/19)  
Goals .....4 .....2x; last vs. Johns Hopkins (4/21/19)  
Assist .....1 .....3x; last vs. Johns Hopkins (4/21/19)  
Shots .....9 .....at Stony Brook (2/16/19)  
Ground Balls .....3 .....at Maryland (3/31/19)  
Caused Turnovers .....1 .....vs. Villanova (2/3/18)

#### CAREER STATS

Year	GP-GS	G	A	Pts	Sh	Pct.	GB	TO	CT	Pen
2018	6-0	4	0	4	13	.308	2	2	1	1-0:50
2019	11-11	28	5	33	60	.467	10	7	0	0-0:00
Total	17-11	32	5	37	73	.438	12	9	1	1-0:50

### COLBY KNEESE

#34

JUNIOR | GOALIE | 5-10 | 173  
DALLAS, TEXAS | HIGHLAND PARK

#### GAME-BY-GAME STATS

GAME	GA	SF	SV	GB	TO	CT
VILLANOVA	4	44	19	1	0	0
ROBERT MORRIS	4	29	11	1	0	0
Stony Brook	1	20	8	2	0	0
Yale	14	39	10	4	1	0
PENN	4	46	11	3	1	0
Cornell	13	31	8	2	0	0
Jacksonville	9	25	5	2	1	0
Cleveland State	11	46	10	2	1	0
Maryland	10	35	7	2	1	0
OHIO STATE	8	37	14	1	0	0
Michigan	7	29	12	0	1	0
JOHNS HOPKINS	8	42	9	1	1	0
RUTGERS	13	46	11	1	0	0
Rutgers	5	42	11	1	1	0

#### SEASON HIGHS

Fewest GA .....1 .....at Stony Brook (2/16/19)  
GAA .....1.24 .....at Stony Brook (2/16/19)  
Saves .....19 .....at Villanova (2/2/19)  
Save Percentage ......889 .....at Stony Brook (2/16/19)  
Ground Balls .....4 .....at Yale (2/23/19)  
Caused Turnovers .....-

#### CAREER HIGHS

Fewest GA .....1 .....at Stony Brook (2/16/19)  
GAA .....1.24 .....at Stony Brook (2/16/19)  
Saves .....19 .....at Villanova (2/2/19)  
Save Percentage ......889 .....at Stony Brook (2/16/19)

#### CAREER STATS

Year	GP-GS	MIN	GA	GAA	SV	SV%	W-L	SF
2017	16-15	906:22	159	10.53	167	.512	12-4	554
2018	14-14	801:46	119	8.91	145	.549	8-5	445
2019	14-14	764:43	121	9.49	146	.547	13-1	501
Total	44-43	2472:51	399	9.68	458	.534	33-10	1500

### DEAN LAMELA

#32

SENIOR | DEFENSE | 6-2 | 205  
BRICK, N.J. | THE LAWRENCEVILLE SCHOOL

#### GAME-BY-GAME STATS

GAME	G	A	Pts	Sh	Up	GB	TO	CT
VILLANOVA	0	0	0	0	0	0	0	0
ROBERT MORRIS	0	0	0	0	0	1	0	1
Stony Brook	0	0	0	0	0	0	0	1
Yale	DNP	-	-	-	-	-	-	-
PENN	DNP	-	-	-	-	-	-	-
Cornell	DNP	-	-	-	-	-	-	-
Jacksonville	0	0	0	0	0	0	1	0
Cleveland State	DNP	-	-	-	-	-	-	-
Maryland	DNP	-	-	-	-	-	-	-
OHIO STATE	DNP	-	-	-	-	-	-	-
Michigan	0	0	0	0	0	0	0	0
JOHNS HOPKINS	DNP	-	-	-	-	-	-	-
RUTGERS	DNP	-	-	-	-	-	-	-
Rutgers	0	0	0	0	0	0	0	0

#### SEASON HIGHS

Points .....-  
Goals .....-  
Assist .....-  
Shots .....-  
Ground Balls .....1 .....vs. Robert Morris (2/9/19)  
Caused Turnovers .....1 .....2x, last at Stony Brook (2/16/19)

#### CAREER HIGHS

Points .....N/A  
Goals .....N/A  
Assist .....N/A  
Shots .....N/A  
Ground Balls .....1 .....2x; last vs. Robert Morris (2/9/19)  
Caused Turnovers .....1 .....3x, last at Stony Brook (2/16/19)

#### CAREER STATS

Year	GP-GS	G	A	Pts	Sh	Pct.	GB	TO	CT	Pen
2016	2-0	0	0	0	0	.000	1	0	1	0-0:00
2017	-	-	-	-	-	-	-	-	-	-
2018	2-0	0	0	0	0	.000	0	0	0	0-0:00
2019	6-0	0	0	0	0	.000	1	1	2	2-2:00
Total	10-0	0	0	0	0	.000	2	0	3	2-2:00

PLAYER BIOS

TJ MALONE

#7

FRESHMAN | ATTACK | 5-11 | 180
WEST CHESTER, PA. | THE HAVERFORD SCHOOL

GAME-BY-GAME STATS

Table with columns: GAME, G, A, Pts, Sh, Up, GB, TO, CT. Rows include VILLANOVA, ROBERT MORRIS, Stony Brook, Yale, PENN, Cornell, Jacksonville, Cleveland State, Maryland, OHIO STATE, Michigan, JOHNS HOPKINS, RUTGERS, Rutgers.

SEASON HIGHS

Points ..... 7 ..... vs. Jacksonville (3/10/19)
Goals ..... 7 ..... vs. Jacksonville (3/10/19)
Assist ..... 1 ..... 4x, last at Cleveland State (3/23/19)
Shots ..... 10 ..... at Cleveland State (3/23/19)
Ground Balls ..... 6 ..... vs. Jacksonville (3/10/19)
Caused Turnovers ..... 1 ..... at Cleveland State (3/23/19)

CAREER HIGHS

Points ..... 7 ..... vs. Jacksonville (3/10/19)
Goals ..... 7 ..... vs. Jacksonville (3/10/19)
Assist ..... 1 ..... 4x, last at Cleveland State (3/23/19)
Shots ..... 10 ..... at Cleveland State (3/23/19)
Ground Balls ..... 6 ..... vs. Jacksonville (3/10/19)
Caused Turnovers ..... 1 ..... at Cleveland State (3/23/19)

CAREER STATS

Table with columns: Year, GP-GS, G, A, Pts, Sh, Pct., GB, TO, CT, Pen. Rows for 2019 and Total.

JAKE MCCAUGHAN

#45

SOPHOMORE | DEFENSE | 6-0 | 175
MEDFORD, N.J. | ST. AUGUSTINE PREP

GAME-BY-GAME STATS

Table with columns: GAME, G, A, Pts, Sh, Up, GB, TO, CT. Rows include VILLANOVA, ROBERT MORRIS, Stony Brook, Yale, PENN, Cornell, Jacksonville, Cleveland State, Maryland, OHIO STATE, Michigan, JOHNS HOPKINS, RUTGERS, Rutgers.

SEASON HIGHS

Points .....
Goals .....
Assist .....
Shots .....
Ground Balls ..... 1 ..... vs. Jacksonville (3/10/19)
Caused Turnovers ..... 1 ..... vs. Jacksonville (3/10/19)

CAREER HIGHS

Points .....
Goals .....
Assist .....
Shots ..... 1 ..... 2x; last vs. Cleveland St. (3/24/18)
Ground Balls ..... 1 ..... 2x; last vs. Jacksonville (3/10/19)
Caused Turnovers ..... 1 ..... vs. Jacksonville (3/10/19)

CAREER STATS

Table with columns: Year, GP-GS, G, A, Pts, Sh, Pct., GB, TO, CT, Pen. Rows for 2018, 2019, and Total.

NICK McEVOY

#21

JUNIOR | MIDFIELD | 5-10 | 177
WASHINGTON D.C. | GONZAGA COLLEGE HS

GAME-BY-GAME STATS

Table with columns: GAME, G, A, Pts, Sh, Up, GB, TO, CT. Rows include VILLANOVA, ROBERT MORRIS, Stony Brook, Yale, PENN, Cornell, Jacksonville, Cleveland State, Maryland, OHIO STATE, Michigan, JOHNS HOPKINS, RUTGERS, Rutgers.

SEASON HIGHS

Points ..... 2 ..... vs. Robert Morris (2/9/19)
Goals ..... 1 ..... 2x; last vs. Johns Hopkins (4/21/19)
Assist ..... 1 ..... vs. Robert Morris (2/9/19)
Shots ..... 1 ..... 5x; last vs. Johns Hopkins (4/21/19)
Ground Balls ..... 3 ..... vs. Jacksonville (3/10/19)
Caused Turnovers ..... 1 ..... vs. Robert Morris (2/9/19)

CAREER HIGHS

Points ..... 5 ..... vs. Robert Morris (2/9/19)
Goals ..... 4 ..... vs. Robert Morris (2/9/19)
Assist ..... 1 ..... 3x; last vs. Robert Morris (2/9/19)
Shots ..... 6 ..... vs. Robert Morris (2/9/19)
Ground Balls ..... 3 ..... 3x; last vs. Jacksonville (3/10/19)
Caused Turnovers ..... 1 ..... 4x; last vs. Robert Morris (2/9/19)
Faceoff Wins ..... 2 ..... 2x, last vs. Yale (2/23/19)

CAREER STATS

Table with columns: Year, GP-GS, G, A, Pts, Sh, Pct., GB, TO, CT, Pen. Rows for 2017, 2018, 2019, and Total.

JOHN NOSTRANT

#10

SOPHOMORE | MIDFIELD | 5-8 | 155
HAVERFORD, PA. | THE HAVERFORD SCHOOL

GAME-BY-GAME STATS

Table with columns: GAME, G, A, Pts, Sh, Up, GB, TO, CT. Rows include VILLANOVA, ROBERT MORRIS, Stony Brook, Yale, PENN, Cornell, Jacksonville, Cleveland State, Maryland, OHIO STATE, Michigan, JOHNS HOPKINS, RUTGERS, Rutgers.

SEASON HIGHS

Points ..... 1 ..... vs. Jacksonville (3/10/19)
Goals ..... 1 ..... vs. Jacksonville (3/10/19)
Assist .....
Shots ..... 1 ..... 2x; last vs. Jacksonville (3/10/19)
Ground Balls ..... 1 ..... vs. Jacksonville (3/10/19)
Caused Turnovers ..... 1 ..... 2x; last vs. Jacksonville (3/10/19)

CAREER HIGHS

Points ..... 2 ..... at Ohio State (3/24/18)
Goals ..... 2 ..... at Ohio State (3/24/18)
Assist ..... 1 ..... at Fairfield (3/17/18)
Shots ..... 2 ..... 2x; last at Ohio State (3/24/18)
Ground Balls ..... 1 ..... vs. Jacksonville (3/10/19)
Caused Turnovers ..... 1 ..... vs. Robert Morris (2/9/19)

CAREER STATS

Table with columns: Year, GP-GS, G, A, Pts, Sh, Pct., GB, TO, CT, Pen. Rows for 2018, 2019, and Total.

MAC O'KEEFE

#3

JUNIOR | ATTACK | 6-0 | 180
SYOSSET, N.Y. | SYOSSET

GAME-BY-GAME STATS

Table with columns: GAME, G, A, Pts, Sh, Up, GB, TO, CT. Rows include VILLANOVA, ROBERT MORRIS, Stony Brook, Yale, PENN, Cornell, Jacksonville, Cleveland State, Maryland, OHIO STATE, Michigan, JOHNS HOPKINS, RUTGERS, Rutgers.

SEASON HIGHS

Points ..... 8 ..... at Stony Brook (2/16/19)
Goals ..... 7 ..... at Stony Brook (2/16/19)
Assist ..... 2 ..... 2x; last vs. Rutgers (4/27/19)
Shots ..... 14 ..... at Maryland (4/13/19)
Ground Balls ..... 4 ..... vs. Corenll (3/8/19)
Caused Turnovers ..... 2 ..... at Yale (2/23/19)

CAREER HIGHS

Points ..... 8 ..... 3x; last at Stony Brook (2/16/19)
Goals ..... 8 ..... at Villanova (2/25/17)
Assist ..... 3 ..... at Hobart (2/11/17)
Shots ..... 14 ..... at Maryland (4/13/19)
Ground Balls ..... 4 ..... 2x, last vs. Corenll (3/8/19)
Caused Turnovers ..... 2 ..... at Yale (2/23/19)

CAREER STATS

Table with columns: Year, GP-GS, G, A, Pts, Sh, Pct., GB, TO, CT, Pen. Rows for 2017, 2018, 2019, and Total.

BRAYDEN PECK

#44

SOPHOMORE | DEFENSE | 5-11 | 185
WEST GROVE, PA. | AVON GROVE

GAME-BY-GAME STATS

Table with columns: GAME, G, A, Pts, Sh, Up, GB, TO, CT. Rows include VILLANOVA, ROBERT MORRIS, Stony Brook, Yale, PENN, Cornell, Jacksonville, Cleveland State, Maryland, OHIO STATE, Michigan, JOHNS HOPKINS, RUTGERS, Rutgers.

SEASON HIGHS

Points .....
Goals .....
Assist .....
Shots ..... 3 ..... 2x; last at Maryland (3/31/19)
Caused Turnovers ..... 2 ..... vs. Johns Hopkins (4/21/19)

CAREER HIGHS

Points .....
Goals .....
Assist .....
Shots ..... 3 ..... 3x; last at Maryland (3/31/19)
Ground Balls ..... 3 ..... 3x; last at Maryland (3/31/19)
Caused Turnovers ..... 2 ..... 2x; vs. Johns Hopkins (4/21/19)

CAREER STATS

Table with columns: Year, GP-GS, G, A, Pts, Sh, Pct., GB, TO, CT, Pen. Rows for 2018, 2019, and Total.







## PLAYER BIOS

### JOE WHITE

**#42**

**FRESHMAN | ATTACK | 6-0 | 180**  
**RICHMOND, VA. | COLLEGIATE SCHOOL**

#### GAME-BY-GAME STATS

GAME	G	A	Pts	Sh	Up	GB	TO	CT
VILLANOVA	0	1	1	0	0	0	0	0
ROBERT MORRIS	0	0	0	1	0	0	2	0
Stony Brook	0	0	0	0	0	1	2	0
Yale	DNP	-	-	-	-	-	-	-
PENN	DNP	-	-	-	-	-	-	-
Cornell	DNP	-	-	-	-	-	-	-
Jacksonville	0	1	1	2	0	1	0	0
Cleveland State	1	0	1	1	0	1	0	0
Maryland	DNP	-	-	-	-	-	-	-
OHIO STATE	DNP	-	-	-	-	-	-	-
Michigan	1	0	1	1	0	0	0	0
JOHNS HOPKINS	0	0	0	0	0	0	0	0
RUTGERS	DNP	-	-	-	-	-	-	-
Rutgers	0	0	0	0	0	0	0	0

#### SEASON HIGHS

Points ..... 1 ..... 4x; last at Michigan (4/13/19)  
Goals ..... 1 ..... 2x; last at Michigan (4/13/19)  
Assist ..... 1 ..... 2x, last vs. Jacksonville (3/10/19)  
Shots ..... 2 ..... vs. Jacksonville (3/10/19)  
Ground Balls ..... 1 ..... 3x, last at Cleveland State (3/23/19)  
Caused Turnovers ..... -

#### CAREER HIGHS

Points ..... 1 ..... 4x; last at Michigan (4/13/19)  
Goals ..... 1 ..... 2x; last at Michigan (4/13/19)  
Assist ..... 1 ..... 2x, last vs. Jacksonville (3/10/19)  
Shots ..... 2 ..... vs. Jacksonville (3/10/19)  
Ground Balls ..... 1 ..... 3x, last at Cleveland State (3/23/19)  
Caused Turnovers ..... -

#### CAREER STATS

Year	GP-GS	G	A	Pts	Sh	Pct.	GB	TO	CT	Pen
2019	8-0	2	2	4	5	.400	3	4	0	0-0:00
<b>Total</b>	<b>8-0</b>	<b>2</b>	<b>2</b>	<b>4</b>	<b>5</b>	<b>.400</b>	<b>3</b>	<b>4</b>	<b>0</b>	<b>0-0:00</b>

### COLE WILLARD

**#28**

**SOPHOMORE | ATTACK/MIDFIELD | 5-11 | 165**  
**CAZENOVIA, NY. | CAZENOVIA HS**

#### GAME-BY-GAME STATS

GAME	G	A	Pts	Sh	Up	GB	TO	CT
VILLANOVA	1	0	1	1	0	0	0	0
ROBERT MORRIS	0	0	0	0	0	2	1	0
Stony Brook	0	0	0	1	0	1	0	1
Yale	0	0	0	0	0	1	0	0
PENN	1	0	1	2	0	1	2	0
Cornell	0	0	0	0	0	1	1	0
Jacksonville	DNP	-	-	-	-	-	-	-
Cleveland State	DNP	-	-	-	-	-	-	-
Maryland	1	0	1	1	0	1	1	0
OHIO STATE	3	0	3	3	0	0	0	0
Michigan	1	0	1	2	0	1	0	0
JOHNS HOPKINS	0	1	1	3	0	0	1	0
RUTGERS	2	0	2	4	0	1	0	0
Rutgers	0	0	0	2	0	2	0	0

#### SEASON HIGHS

Points ..... 3 ..... vs. Ohio State (4/7/19)  
Goals ..... 3 ..... vs. Ohio State (4/7/19)  
Assist ..... -  
Shots ..... 4 ..... vs. Rutgers (4/27/19)  
Ground Balls ..... 2 ..... vs. Robert Morris (2/9/19)  
Caused Turnovers ..... 1 ..... at Stony Brook (2/16/19)

#### CAREER HIGHS

Points ..... 3 ..... 2x, last vs. Ohio State (4/7/19)  
Goals ..... 3 ..... vs. Ohio State (4/7/19)  
Assist ..... 1 ..... at Fairfield (3/17/18)  
Shots ..... 4 ..... vs. Rutgers (4/27/19)  
Ground Balls ..... 2 ..... 3x, last vs. Robert Morris (2/9/19)  
Caused Turnovers ..... 1 ..... at Stony Brook (2/16/19)

#### CAREER STATS

Year	GP-GS	G	A	Pts	Sh	Pct.	GB	TO	CT	Pen
2018	9-0	5	1	6	10	.500	5	5	0	0-0:00
2019	12-0	9	1	10	19	.474	11	6	1	0-0:00
<b>Total</b>	<b>21-0</b>	<b>14</b>	<b>2</b>	<b>16</b>	<b>29</b>	<b>.482</b>	<b>16</b>	<b>11</b>	<b>1</b>	<b>0-0:00</b>

### TOMMY WRIGHT

**#23**

**REDSHIRT JUNIOR | DEFENSE | 6-0 | 185**  
**GARDEN CITY, NY. | GARDEN CITY**

#### GAME-BY-GAME STATS

GAME	G	A	Pts	Sh	Up	GB	TO	CT
VILLANOVA	0	0	0	0	0	1	0	0
ROBERT MORRIS	0	0	0	0	0	1	0	0
Stony Brook	0	0	0	0	0	1	0	0
Yale	0	0	0	1	0	1	0	1
PENN	0	0	0	0	0	4	1	2
Cornell	0	0	0	0	0	3	1	2
Jacksonville	0	0	0	0	0	2	3	0
Cleveland State	0	0	0	1	0	3	0	1
Maryland	0	0	0	0	0	3	2	0
OHIO STATE	0	0	0	0	0	1	0	0
Michigan	0	0	0	0	0	1	0	0
JOHNS HOPKINS	0	0	0	0	0	5	0	0
RUTGERS	0	0	0	0	0	1	1	0
Rutgers	0	0	0	0	0	2	1	1

#### SEASON HIGHS

Points ..... -  
Goals ..... -  
Assist ..... -  
Shots ..... 1 ..... 2x; last at Cleveland State (3/23/19)  
Ground Balls ..... 5 ..... vs Johns Hopkins (4/21/19)  
Caused Turnovers ..... 2 ..... vs Penn (3/2/19)

#### CAREER HIGHS

Points ..... 1 ..... 5x, last vs. Rutgers (4/23/17)  
Goals ..... 1 ..... vs. Penn (3/4/17)  
Assist ..... 1 ..... 4x, last vs. Rutgers (4/23/17)  
Shots ..... 1 ..... 8x; last at Cleveland State (3/23/19)  
Ground Balls ..... 6 ..... vs. Rutgers (4/23/17)  
Caused Turnovers ..... 2 ..... vs Penn (3/2/19)

#### CAREER STATS

Year	GP-GS	G	A	Pts	Sh	Pct.	GB	TO	CT	Pen
2016	6-0	0	1	1	2	.000	8	3	2	0-0:00
2017	16-0	1	3	4	5	.200	22	3	7	0-0:00
2018	0-0	Redshirt	-	-	-	-	-	-	-	-
2019	14-0	0	0	0	2	.000	30	7	7	2-2:00
<b>Total</b>	<b>35-0</b>	<b>1</b>	<b>4</b>	<b>5</b>	<b>9</b>	<b>.111</b>	<b>60</b>	<b>13</b>	<b>16</b>	<b>2-2:00</b>