

PENN STATE MEN'S LACROSSE

GAME 16: PENN STATE vs. UMBC MAY 12, 2019 | PANZER STADIUM | UNIVERSITY PARK, PA.

PROJECTED STARTING LINES (Numerical)

ATTACK	GP-GS	G	A	PTS
#1 Grant Ament	14-14	23	78	101
#3 Mac O'Keefe	15-15	60	17	77
#14 Dylan Foulds	15-15	32	10	42

MIDFIELD	GP-GS	G	A	PTS
#7 TJ Malone	15-7	29	6	35
#13 Nick Spillane	15-15	24	17	41
#25 Jack Kelly	12-12	30	7	37
#26 Dan Reaume	11-9	9	5	14
#33 Jack Traynor	15-1	12	3	15

DEFENSE MIDFIELD	GP-GS	G	GB	CT
#19 Brian Townsend	14-0	3	8	2
#4 Bobby Burns	15-1	1	23	4
#23 Tommy Wright*	15-0	0	33	8
#31 Kevin Fox*	15-0	3	15	10

CLOSE DEFENSE	GP-GS	G	GB	CT
#16 Chris Sabia	15-15	2	33	17
#43 Nick Cardile	15-15	1	32	16
#44 Brayden Peck	15-15	0	14	6

GOAL	GP-GS	MIN	GA	SAVE
#34 Colby Kneese	15-15	825:08	138	159

FACEOFF	GP-GS	GB	F/O	PCT.
#40 Gerard Arceri	15-0	141	218-356	.612

*-Long Stick Middies

2019 SCHEDULE

14-1 OVERALL | 5-0 BIG TEN
6-0 HOME • 4-1 AWAY • 4-0 NEUTRAL

F2!	VILLANOVA	W, 17-7
F9!	ROBERT MORRIS	W, 27-10
F16	at Stony Brook	W, 17-4
F23	at Yale	L, 13-14
M2	Penn	W, 15-14
M8	vs. Cornell(1)	W, 19-13
M10	vs. Jacksonville(1)	W, 24-11
M23	at Cleveland State	W, 15-11
M31*	at Maryland	W, 13-10
A7*%	OHIO STATE	W, 13-8
A13*%	at Michigan	W, 17-7
A21*	JOHNS HOPKINS	W, 20-9
A27*	RUTGERS	W, 14-13
M2	Rutgers (2)	W, 18-6
M4	Johns Hopkins (2)	W, 18-17 OT
M12	NCAA First Round(3)	12 PM
M19	NCAA Quarterfinals(5)	TBA
M25	NCAA Semifinals(6)	TBA
M27	NCAA Final(6)	TBA

* – Big Ten Conference game • \$ – Exhibition game
% – Creator's Trophy game • All times Eastern
Home games in CAPS at Panzer Stadium (! in
Holuba Hall)

- (1) Charlotte, N.C.
- (2) Piscataway, N.J.
- (3) University Park, Pa.
- (5) East Hartford, Conn.
- (6) Philadelphia, Pa.

LAST TIME OUT

A battle for the ages. The No. 1 Penn State men's lacrosse team held off No. 15 Johns Hopkins, in overtime, to take the game, 18-17, to earn the program's first Big Ten Tournament Title.

Junior attackman Mac O'Keefe sealed the deal just 25 seconds into overtime as freshman TJ Malone dodged from behind cage to feed the ball to an open O'Keefe, who sniped from range.

O'Keefe was named the tournament MVP for his heroics throughout the game, as the attackman scored two goals and added an assist in the third quarter alone to help Penn State come back from 11-8 halftime deficit.

The unheralded difference maker in the game was sophomore face-off specialist Jake Glatz. Glatz came in off the bench to provide a spark at the 'x'. He would finish 10-18 on the night with five ground balls, including the most important win and ground ball on the face-off to started overtime. Off the ground ball, Glatz charged to the goal, with his shot going wide, Penn State was able to back up the shot and maintain possession, leading to the Malone-to-O'Keefe game-winner.

On the evening, Penn State saw O'Keefe finish the game with six goals and two assists for a team-high eight points. He also added two ground balls. Redshirt junior Grant Ament finished with six points on two goals and four assists. Redshirt junior Dylan Foulds, sophomore Jack Kelly and Malone all finished with four points. Foulds recorded the hat trick and added an assist, while Kelly and Malone finished two goals and two assists.

Ament's four assists pushed him to 78 on the season, setting the NCAA Division I single-season assists record, which was set at 77 in 1992 by Steve Marohl (UMBC), and was tied in 2014 by Lyle Thompson (Albany).

The Nittany Lions also saw seniors Nick Spillane and Kevin Fox, along with sophomore Cole Willard each score one goal. Senior Matt Donnelly dished out one assist.

Defensively, Nick Cardile finished with a game-best three caused turnovers and two ground balls. On the tournament, Cardile finished with a tournament-best five caused turnovers and finished with six ground balls. Seniors Chris Sabia and Mike Aronow, along with redshirt junior Tommy Wright and sophomore Bobby Burns all added one caused turnover.

Junior goalie Colby Kneese went for 13 saves and earned the win to improve to 14-1 in the cage on the season.

TEWAARATON FINALIST

Grant Ament was named a Tewaaraton Finalist on Thursday, May 9. He is the first finalist in Penn State history. He is joined by Pat Spencer (Loyola), Michael Sowers (Princeton), TD Ierlan (Yale), and Jared Bernhardt (Maryland).

THINGS TO NOTE

-This is the first meeting between Penn State and UMBC.

- Mac O'Keefe is just two goals from breaking the Big Ten single season goals record of 61. He is at 60.

- Grant Ament broke the NCAA single season assists record on his 4th dime of the evening against Johns Hopkins (5/4). He is at 78 for his career.

-Penn State played five of the tournament teams in the regular season with a 5-1 record. Penn State topped Penn, Robert Morris, Maryland, Johns Hopkins (twice), and fell to Yale.

NCAA TOURNEY STATS

The Penn State junior and senior classes have one game of NCAA post-season experience as they made the tournament as the No. 7 seed in 2017.

Ament and O'Keefe were starters on attack in that game, along with Nick Cardile and Chris Sabia on D, and Colby Kneese in cage. Nick McEvoy, Nick Spillane, Robby Black, Tommy Wright, Kevin Fox and Gerard Arceri are the only active players to also see time.

MAY 13, 2017 VS. TOWSON

Name	G	A	GB	CT
Ament	3	1	1	0
O'Keefe	3	0	2	0
Sabia	0	1	0	0
Cardile	0	0	0	2
McEvoy	0	1	1	0
Spillane	0	0	1	0
Black	0	0	0	0
Wright	0	0	0	2
Fox	0	1	0	0

Arceri 5GBs 10-21 FO .476

Kneese 60:00 16s 4GBs

NATIONAL RANKING TRENDS

WEEK	USILA	IL	US LAX MAG
PRE	9	9	11
1	4	4	5
2	2	2	2
3	5	5	5
4	6	T-4	6
5	1	1	2
6	1	1	2
7	1	1	2
8	1	1	1
9	1	1	1
10	1	1	1
11	1	1	1
12	1	1	1
13	1	1	1

2019 PENN STATE MEN'S LACROSSE

ACTIVE STREAKS

Redshirt junior Grant Ament has the sixth longest point scoring streak in the nation, recording a point in all 45 of his career games played at 73-142-215.

Junior Mac O'Keefe is on a 22-game goal scoring streak, dating back to March 17, 2018. He has scored 80 goals during that time. His streak is good for ninth in the nation. He is also on a 25-game point streak that started on March 3, 2018 with 85-27-112.

Penn State holds the nation's longest win-streak at 11 games.

NCAA STAT RANKINGS

As a team, the Nittany Lions currently rank No. 1 in the nation in seven categories. They are the top team in points per game (27.80), scoring margin (7.07), scoring offense (17.33), assists per game (10.47), shot percentage (.426), and man-up offense (0.623). They also have the best winning percentage at 14-1 (.933).

Redshirt junior Grant Ament currently leads the nation in assists per game at 5.57. He also leads points per game at 7.21.

Junior Mac O'Keefe is No. 1 for goals per game at 4.00. He is also second in man-up goals at 10.

Freshman TJ Malone is fourth in the nation in shooting percentage at .492. Sophomore Jack Kelly is 10th at .469 and redshirt junior Dylan Foulds is 15th at .457.

Junior Gerard Arceri is 16th in the nation in faceoff winning percentage at .612 and 6th in groundballs per game at 9.40.

SYOSSET'S SHARP-SHOOTER

Junior Mac O'Keefe has been known as one of the nation's best shooters his entire career, and is the most prolific goal scorer in Penn State history.

The native of Syosset, New York is broke the Penn State career goals record on Saturday, April 13 on his first goal against Michigan. He passed Will Driscoll, who had 127 from 1999-2002.

O'Keefe is currently at 146 for his career.

On February 16 against Stony Brook, O'Keefe scored seven goals to record his 100th career goal, becoming the first junior to reach that mark. O'Keefe's seventh goal at the 2:47 mark in the second quarter in that game. He is just the eighth player in Penn State history to score 100 career goals.

O'Keefe also happens to hold the single season record for goals after scoring 60, breaking the record he set in his rookie campaign of 51.

He needs just two goals to break the Big Ten record.

In an article from Inside Lacrosse from his freshman year, O'Keefe credited a fence to his success.

"It served as his own private shot incubator. It still does, to a degree. Mistakes, and there were many, were tangible. The brown wooden fence in Mac O'Keefe's backyard took the brunt of each miss. The fence, which has since been restored, was at one time in shambles. Pocked by white, round blotches and splintered in other areas, O'Keefe's backstop took a beating through the years. The family dog would go in and out because the fence had so many gaping holes in it."

"That fence is where it started. Where the vision and precision began. The moves against imaginary defenders. The perfected lefty release."

WHO IS BENEFITING FROM AMENT'S ASSISTS

Redshirt junior Grant Ament has a NCAA-record 78 assists this season, let's take a deep dive to who has all been on the receiving end. Ament has shared the rock with 12 different teammates, with Mac O'Keefe and Dylan Foulds, his fellow starting attackmen have been the leading recipients. He has his O'Keefe 25 times and Foulds 15 times. Foulds however has scored 46.9-percent of his goals off of Ament's assist, while O'Keefe is at 41.7-percent.

	VU	RMU	SBU	Yale	Penn	Cornell	JU	UMD	OSU	MICH	JHU	RU	RU	JHU	Total goals off Ament Assists	Total goals	Percentage of goals Ament has assisted on
Foulds.....	3	0	0	0	1	2	3	1	1	0	2	2	0	0	15	32	0.46875
Hill.....	1	0	0	0	0	0	0	0	0	0	0	0	0	0	1	1	1.0000
Reaume.....	1	0	0	0	0	1	0	0	1	1	0	0	0	0	4	9	0.44444444
Malone.....	1	1	0	0	1	0	2	0	0	1	0	0	2	0	8	29	0.275862069
O'Keefe.....	1	2	3	3	1	2	1	0	2	4	0	4	0	2	25	60	0.416666667
Kelly.....	0	2	1	2	1	0	1	1	0	0	0	0	1	0	9	30	0.3000
Spillane.....	0	1	0	2	1	2	0	0	1	0	0	0	0	1	8	24	0.333333333
Townsend.....	0	0	0	0	1	0	0	1	0	0	0	0	0	0	2	3	0.666666667
Traynor.....	0	0	0	0	0	1	0	0	0	1	1	0	0	0	3	12	0.25000
Fox.....	0	0	0	0	0	0	1	0	0	0	0	0	0	0	1	3	0.333333333
Willard.....	0	0	0	0	0	0	0	0	0	0	1	0	0	0	1	10	0.1000
Donnelly.....	0	0	0	0	0	0	0	0	0	0	0	1	0	0	1	2	0.5000
															78		



Prior to the 2019 NCAA Selection Show, Penn State honored its' seven student-athletes who had to miss graduation due to the Big Ten Lacrosse Championships. Second Photo, from left: Kevin Hill, Dean Lamela, Chris Sabia, Mike Aronow, Matt Donnelly, Robby Black, Trevor Scollins.



Head Coach Jeff Tambroni (right) looks at a photo journal with the Nittany Lions' Friends of Jaclyn Teammate Gavin Royer. Gavin has been with the Nittany Lions for five seasons now and serves as a constant reminder of perseverance and strength.

2019 PENN STATE MEN'S LACROSSE

RECORD-BREAKING DAY

On Sunday, March 10 against Jacksonville, Penn State saw two juniors break records.

Faceoff man Gerard Arceri surpassed the school's career faceoff wins record. On his 14th faceoff win of the game against Jacksonville, Arceri became the Penn State record holder for career faceoff wins with 511. He now sits at 630 for his career. Starting the day at third on the all-time list, Arceri passed both second-place Greg Gurenlian (508; 2003-06) and first-place Danny Henneghan (510; 2010-13), to take sole possession of the top.

The Nittany Lions also saw Grant Ament take hold of the PSU single season assists record. On his seventh assist of the afternoon on that Sunday, Ament broke the Penn State single season assist record of 44 set by both Gary Martin (1982) and Jeff Connor (1988). Ament is now at 142 career assists, good for second all-time, trailing only Martin who recorded 156 from 1981-84.

SABIA NAMED SENIOR CLASS AWARD FINALIST

Penn State men's lacrosse senior Chris Sabia has demonstrated excellence on and off the field, and that has recently been recognized by those at the Senior CLASS Award organization as he was named one of 10 finalists for the award. He is the only Big Ten student-athlete up for the award for men's lacrosse.

To be eligible for the award, a student-athlete must be classified as an NCAA Division I senior and have notable achievements in four areas of excellence: community, classroom, character and competition.

Sabia has excelled in all four areas.

Sabia, a labor and employment relations major, is also earning a business minor and will graduate with both to his name in his four years at Penn State. He has earned Academic All-Big Ten honors during both of his eligible seasons.

The defenseman has been a staple in leading the Penn State men's lacrosse team in the community. He led and put together a group of 10 teammates to participate in a day of volunteer work at the Habitat for Humanity of Greater Centre County & ReStore this past fall, and he has also participated in many other community service events. He was a part of the 2018 State College Sustainability and Diversity Expo, where he shared research and information on different initiatives in the local area. Each of the last four years, Sabia has helped freshmen move into their dorms on campus on Move-In Day and has participated in the "Day of Giving" on Penn State's campus the last four years as well. He has built a relationship with the Wounded Warriors Project by participating in the Wounded Warrior Walk, Run and Roll even, as well as a wheelchair basketball event.

Sabia was named a 2018-19 team captain for his work ethic and his competitive nature that helps lead the Penn State men's lacrosse team.

Sabia is also a two-year veteran of Penn State's Athletics Directors Leadership Institute.

The 10 names will be placed on the official ballot. Ballots will be distributed through a nationwide voting system to media, coaches and fans, who will select one candidate who best exemplifies excellence in the four Cs of community, classroom, character and competition.

DRAFTED

Penn State saw Chris Sabia and Nick Spillane picked in the top-10 of the 2019 Major League Lacrosse Draft on March 8 in at the NASCAR Hall of Fame in Charlotte, N.C.

Sabia, a defenseman from Harleysville, Pennsylvania, was selected in the first round at the No. 8 pick and the first selection by the Dallas Rattlers.

Spillane, a midfielder from Franklin Square, New York, was the first pick of the second round, No. 10 overall, by the Ohio Machine.

Since the MLL Draft, the Machine folded and Spillane was picked up by the New York Lizards.

Sabia was also drafted into the Premier Lacrosse League on April 23. He was the 10th overall pick to the Chrome.

MORE THAN A NUMBER

Penn State has special meaning behind the jersey numbers 11 and 16.

Matt Donnelly has proven his perseverance throughout his career and was given the No. 11 jersey as a freshman as the No. 11 is presented to a young man who has persevered in the face of adversity. Donnelly lost his father during his junior year of high school. The jersey number 11, worn by Michael Jacober, 2002-05, has become symbolic of the strength and compassion of the 2005 Penn State lacrosse team who rallied around Michael after his family was tragically killed in a plane crash during his senior season year.

The No. 16 uniform will be worn by Chris Sabia in 2019 as he was selected by former Nittany Lion Ryan Keenan to next wear the number, which has been presented annually, since 2016, to a senior who best represents the "Heart of a Competitor" in honor of our "Teammate for Life" Connor Darcey. Connor passed away tragically on June 12, 2015 in a car accident, prior to his redshirt junior season. The No. 16 is passed down by the student-athlete who had the honor of wearing the No. 16 during the previous season.

ARCERI, AMENT & O'KEEFE ON TEWAARATON WATCH LIST

Penn State men's lacrosse juniors Grant Ament, Gerard Arceri and Mac O'Keefe were named to the 2019 Tewaaraton Watch List by the Tewaaraton Foundation committee.

Ament and Arceri were named to the initial list on February 28, while O'Keefe was added in the first round of additions on March 21.

Ament, a redshirt junior from Doylestown, Pa., and O'Keefe, out of Syosset, N.Y., have made their first appearances on a Tewaaraton Watch List.

This marked Arceri's third-straight appearance on the watch list as he was named added in the first round of addition in the 2017 season and was on the first edition in 2018. He made it to the final 25 and was considered a Tewaaraton Nominee in 2018.

AMENT & O'KEEFE ON TEWAARATON NOMINEES

Penn State men's lacrosse redshirt junior Grant Ament and junior Mac O'Keefe have been named to the list of 25 nominees for the 2019 Tewaaraton Award on April 25.

CAPTAINS

The Penn State head coach Jeff Tambroni named Mike Aronow, Matt Donnelly and Chris Sabia as captains for 2019.

Aronow, a native of Holbrook, N.Y., returns as team captain after being the only underclassman in the role in 2018, an honor he received after missing all of the 2017 season due to injury. In his comeback season as a redshirt junior, Aronow started all 14 games at defender, causing 11 turnovers, which was good for second on the team. He added 24 ground balls and an assist in 2018.

Donnelly, a native of Sewell, N.J., played in all 14 games in 2018, including earning four starts. He scored eight goals and added five assists for 13 points. He also added seven ground balls and two caused turnovers on the season. Donnelly has also proven his perseverance throughout his career, and was given the No. 11 jersey as a freshman.

Entering his senior campaign, Sabia started all 45 games in his collegiate career, and accumulated 51 career turnovers, 75 ground balls, six goals and an assist. The defenseman has earned both conference and national recognition as he was named both a 2017 and 2018 All-Big Ten second team honoree and was a USILA honorable mention All-American in 2017 and 2018 as well.

PENN STATE VS. RANKED TEAMS

All-Time Record	91-166
vs. No. 1	1-3
vs. No. 2	1-5
vs. No. 3	4-11
vs. No. 4	2-8
vs. No. 5	3-10
vs. No. 6	2-12
vs. No. 7	7-9
vs. No. 8	3-14
vs. No. 9	6-8
vs. No. 10	3-10
vs. No. 11	2-11
vs. No. 12	7-9
vs. No. 13	3-7
vs. No. 14	2-7
vs. No. 15	9-6
vs. No. 16	8-7
vs. No. 17	4-8
vs. No. 18	6-6
vs. No. 19	8-1
vs. No. 20	7-6

WINS VS. TOP 5 TEAMS

3/31/19: No. 3 Maryland	13-10
3/8/19: No. 3 Cornell	19-13
4/14/18: No. 5 Johns Hopkins	14-12
4/2/17: No. 5 Ohio State	9-4
3/26/16: No. 1 Denver	15-12
2/26/12: No. 2 Notre Dame	4-3 (OT)
4/27/02: No. 3 Virginia	13-8
4/18/90: No. 3 Towson	16-13
5/3/08: No. 4 Georgetown	12-11 (OT)
2/22/14: No. 4 Notre Dame	8-7
3/15/98: No. 5 Georgetown	14-13

2019 PENN STATE MEN'S LACROSSE

MOVIN' ON UP

Redshirt junior Grant Ament has put on a historical performance not only on the Penn State level but on both the conference and national level. His 78 assists this season gave him the Big Ten lead after his seven-dime day against Rutgers (4/27) and he is also making his way up the career lists as well. His four-assist day against Johns Hopkins (5/4) gave him the NCAA Single-Season Record. If the season ended today, Ament would have the assists per game average that would top the NCAA record books as he is at 5.69 per game, well above the 5.25 record set by Dennis Fink, Drexel in 1978. Mac O'Keefe now has the Penn State single-season record for goals, two times. He is also now just two goals shy of the Big Ten single-season goals record.

BIG TEN INDIVIDUAL SINGLE SEASON RECORDS

MOST GOALS:

61	Ryan Brown, JHU	2015
60	Brian Driscoll, OSU	1966
	Mac O'Keefe	2019
52	Jeff Cook, JHU	1981
	Mark Douglas, MD	1991
	Terry Riordan, JHU	1995

MOST ASSISTS:

78	Grant Ament	2019
69	Ray Altman, MD	1963
54	John Danowski, RU	1973
52	Mickey Webster, JHU	1959
	Roger Goss, MD	1960

MOST POINTS:

101	Grant Ament	2019
93	Ray Altman, MD	1963
90	Terry Gilmore, OSU	1979
87	Matt Rambo, MD	2017
86	Gary Martin, PSU	1982

BIG TEN INDIVIDUAL CAREER RECORDS

MOST ASSISTS

156	Gary Martin, PSU	1981-84
146	Ray Altman, MD	1961-63
143	Bob Boneillo, MD	1977-80
142	Grant Ament	2016-17, 2019
134	Dave Marr, JHU	1993-96

NCAA INDIVIDUAL SINGLE SEASON RECORDS

NCAA ASSISTS PER GAME

PLAYER, TEAM, YEAR	GM	A	APG
Grant Ament, Penn State, 2019	13	74	5.57
Dennis Fink, Drexel, 1978	12	63	5.25
Tim Goldstein, Cornell, 1987	14	73	5.21
Rick Handelman, Brown 1980	13	65	5.00
Kris Snider, Virginia 1977	9	42	4.67
Scott Montgomery, Vermont, 1984	14	65	4.64

NCAA ASSISTS

PLAYER, TEAM, YEAR	GM	A
Grant Ament, Penn State, 2019	14	78
Steve Marohl, UMBC, 1992	15	77
Lyle Thompson, Albany (NY), 2014	18	77
Joe Vasta, Air Force, 1986	—	75
Tim Goldstein, Cornell, 1987	14	73
Jason O'Neill, Yale, 1990	18	73

BIG HONORS

Redshirt-junior Grant Ament was named the unanimous Big Ten Offensive Player of the Year, senior Chris Sabia was named the Big Ten Defensive Player of the Year, and head coach Jeff Tambroni was named the 2019 Big Ten Coach of the Year.

Ament was the only unanimous selection to the All-Big Ten first team, and he was joined by Sabia and junior Mac O'Keefe on the first team.

The Nittany Lions saw juniors Gerard Arceri and Colby Kneese both earn a spot on the Second Team All-Big Ten.

Senior Nick Spillane was named the Nittany Lions' recipient for the Sportsmanship Award.

Tambroni earns his first Big Ten Coach of the Year honor after leading the Nittany Lions to a 12-1 regular season record, and a 5-0 record in the Big Ten for the first time in program history.

Ament, a 2017 First Team All-Big Ten selection, has racked up a Penn State record 88 points so far this season with 17 goals and both a Penn State record and a Big Ten single season record 71 assists. In Big Ten play alone, he scored seven goals and dished out 25 assists. He has added 12 ground balls and two game-winner goals. Ament is the conference's first unanimous selection.

Sabia, a 2017 and 2018 All-Big Ten Second Team selection, has led the team with 16 caused turnovers while scooping up 27 ground balls and scoring two goals.

COMING UP CLUTCH

Penn State has a clutch performer. It's probably not the first name you think of when it comes to the Nittany Lions offense, but Nick Spillane has established himself as a clutch performer.

When the situation requires it, Spillane is consistently there for his teammates on the offensive side of the field.

Spillane has recorded eight fourth quarter goals.

Let's set the scene for all of them to show the value of Penn State's No. 13.

Against Yale, Penn State trailed 13-8 early in the fourth quarter. Nick Spillane was able to get back-to-back goals to close the game to 13-11, helping ignite a comeback. Though it fell short, it wasn't due to lack of effort.

Against Penn, Spillane was on a different planet in the closing minutes. In a back-and-forth game, it was senior midfielder Nick Spillane who was able to stick the dagger in the back of the net to secure the win for the Blue & White.

Redshirt junior attackman Grant Ament found Spillane with 2:39 left to play in the game, and Spillane took the jump shot that found its way to the back of Penn's net, tying the game at 14-all.

Off the ensuing faceoff, Penn would find itself with the win and possession but redshirt junior Tommy Wright caused a Penn turnover and defensive middle Brian Townsend scooped up the groundball and charged into the Nittany Lions' offensive side of the field. The Nittany Lions called a timeout with 2:18 left of the clock.

Out of the timeout, Penn State was able to get the ball in Spillane's stick, and the senior middle sniped a rocket of a shot that found the back of the cage and gave Penn State the lead with 2:01 left to play, and it was ultimately the game-winner.

His versatility speaks to his team's attitude of playing together as a group, which head coach Jeff Tambroni emphasizes on a weekly basis with his offense.

Against Cornell, despite having a sizable lead, Cornell clawed back to 14-11 with Cornell scoring the first goal of the fourth. However, Spillane shut down their energy scoring less than a minute later. He added another game-sealing goal in the final minutes.

In the game against Cleveland State, the Vikings closed the gap to 12-10 after three straight CSU goals to open the fourth quarter. Again Spillane said ENOUGH and sniped an unassisted goal that started a 3-0 run for the Nittany Lions go put the game at bay.

Against Maryland, Spillane answered a Maryland goal in the fourth, keeping the Terrapins from gaining any momentum and keeping the Nittany Lions in the lead.

"Our offense is set up to take advantage of all six guys," Tambroni said. "The timeliness of his plays has to do with a combination of his ability, maturity and courage. In the Cornell game, he scored a couple of really big goals down the stretch, so I think he recognizes the moment as a veteran player.

"I also think he's courageous enough to make mistakes, and you need to have that senior leadership. If you do, you can be in every game as guys like that have a sense about them, and it is great to see him take a lead role in some of these crucial moments in these games."

2019 AWARDS

Grant Ament
Tewaaraton Finalist
Unanimous Big Ten Player of the Year
Unanimous First Team All-Big Ten
Big Ten All-Tournament Team
3x Big Ten Player of the Week (2/5, 3/12, 4/23)
2x USILA Team of the Week (2/12, 3/12)
US Lacrosse National Player of the Week (3/12)
2019 Tewaaraton Watch List (2/28)
2019 Tewaaraton Nominee (top-25)

Chris Sabia
Big Ten Defensive Player of the Year
First Team All-Big Ten
Big Ten All-Tournament Team
Senior CLASS Award finalist (1 of 10) (3/29)
USILA Team of the Week (4/2)
Big Ten Defensive Player of the Week (4/23)

Mac O'Keefe
Big Ten Tournament MVP
Big Ten All-Tournament Team
First Team All-Big Ten
Big Ten Player of the Week (2/19)
USILA Team of the Week (2/19)
2019 Tewaaraton Watch List (3/21)
2019 Tewaaraton Nominee (top-25)

Nick Spillane
Big Ten Sportsmanship Honoree
Big Ten Player of the Week (3/5)
USILA Team of the Week (3/5)

Colby Kneese
Big Ten All-Tournament Team
Second Team All-Big Ten
Big Ten Specialist of the Week (2/5)

Gerard Arceri
Second Team All-Big Ten
2x Big Ten Specialist of the Week (3/21, 4/16)
2019 Tewaaraton Watch List (2/28)

Nick Cardile
Big Ten All-Tournament Team
2x Big Ten Defensive Player of the Week (4/9, 4/30)

TJ Malone
3x Big Ten Freshman of the Week (2/5, 2/12, 3/12)

2019 PENN STATE MEN'S LACROSSE

2019 ROSTER

No.	Name	Position	Year	Height	Weight	Hometown/High School/Last College
1	Grant Ament	A	R-Jr.	5-9	165	Doylestown, Pa. / The Haverford School
2	TJ Connellan	D	Jr.	6-1	185	Cazenovia, N.Y. / Cazenovia
3	Mac O'Keefe	A	Jr.	6-0	180	Syosset, N.Y. / Syosset
4	Bobby Burns	M	So.	5-10	185	Smithtown, N.Y. / Smithtown East
5	Kevin Hill	M	Sr.	5-11	190	Webster, N.Y. / Webster Thomas
6	Brandon Stern	M	R-Jr.	5-11	175	Cherry Hill, N.J. / Cherry Hill East
7	TJ Malone	A	Fr.	5-11	180	West Chester, Pa. / The Haverford School
8	Mike Shinske	M	So.	5-11	185	Medford, N.J. / Shawnee
9	Mitch Schaefer	M	Jr.	5-11	165	Canandaigua, N.Y. / Canandaigua Academy
10	John Nostrant	M	So.	5-8	160	Haverford, Pa. / The Haverford School
11	Matt Donnelly	A	Sr.	5-7	165	Sewell, N.J. / Clearview Regional
12	Seamus Glynn	A/M	Fr.	6-0	185	Villanova, Pa. / Malvern Prep
13	Nick Spillane	M	Sr.	5-10	190	Franklin Square, N.Y. / Carey
14	Dylan Foulds	A	R-Jr.	6-0	180	Port Coquitlam, B.C. (Canada) / Terry Fox Secondary
15	Robby Black	M	Sr.	6-4	205	Lutherville, Md. / McDonogh School
16	Chris Sabia	D	Sr.	6-2	200	Harleysville, Pa. / The Haverford School
17	Mike Aronow	D	R-Sr.	5-11	185	Holbrook, N.Y. / Sachem North
18	Joey Soran	D	So.	6-4	220	Aurora, Colo. / Regis Jesuit
19	Brian Townsend	M	So.	6-0	170	Silver Spring, Md. / Gonzaga College
20	Malcolm Glendinning	LSM	So.	5-10	185	Lafayette Hill, Pa. / Chestnut Hill Academy/Boston U
21	Nick McEvoy	M	Jr.	5-10	185	Washington, D.C. / Gonzaga College
23	Tommy Wright	LSM	R-Jr.	6-1	200	Garden City, N.Y. / Garden City
25	Jack Kelly	M	So.	6-1	190	Scarborough, Ontario, Canada / Birchmount Park, C.I.
26	Dan Reaume	M	R-Fr.	6-0	180	Beverly Hills, Mich. / Brother Rice
27	Barrett Sutley	M	Jr.	6-2	195	Owings Mills, Md. / McDonogh School
28	Cole Willard	A/M	So.	5-11	165	Cazenovia, N.Y. / Cazenovia
29	Tommy Baker	LSM	Fr.	6-1	175	Syracuse, N.Y. / West Genesee
30	Jake Glatz	M	So.	5-10	195	Shrewsbury, Pa. / Boys' Latin
31	Kevin Fox	D	Sr.	5-9	170	Annapolis, Md. / St. Mary's - Annapolis
32	Dean Lamela	D	Sr.	6-2	205	Brick, N.J. / The Lawrenceville School
33	Jack Traynor	A	Fr.	5-9	170	Downingtown, Pa. / Malvern Prep
34	Colby Kneese	G	Jr.	5-10	175	Dallas, Texas / Highland Park
35	CJ Battaglia	D	Fr.	5-10	160	Webster, N.Y. / Webster Thomas
38	Dylan Sulzbach	G	So.	5-8	180	Pittsford, N.Y. / Salisbury School
40	Gerard Arceri	M	Jr.	6-0	200	St. James, N.Y. / Smithtown East
41	Trevor Scollins	G	Sr.	6-1	175	Marshfield, Mass. / Marshfield
42	Joe White	A	Fr.	6-0	180	Richmond, Va. / Collegiate School
43	Nick Cardile	D	Jr.	6-1	185	West Grove, Pa. / Avon Grove
44	Brayden Peck	D	So.	5-11	190	West Grove, Pa. / Avon Grove
45	Jake McCaughan	D	So.	6-0	180	Medford, N.J. / St. Augustine Prep
46	Aleric Fyock	G	Fr.	6-1	220	Bowie, Maryland / St. Mary's - Annapolis
47	Brett Funk	D	Fr.	5-9	170	Medford, N.J. / Shawnee
48	Jordan Donaghy	M	Fr.	5-8	170	Westchester, Pa. / Malvern Prep
49	Nate Buller	A	Fr.	6-0	190	Herndon, Va. / Landon School
50	Brett Hobbs	M	Fr.	6-3	225	Wilmington, Del. / Salesianum

HEAD COACH: Jeff Tambroni (Hobart '92), Ninth Season

ASSOCIATE HEAD COACH: Peter Toner (Springfield '03), Ninth Season

ASSISTANT COACH: John Haus (Maryland '13), Second Season

DIRECTOR OF OPERATIONS: Taylor Mendoza (SUNY-Cortland '13), Second Season

VOLUNTEER ASSISTANT COACH: John Hogan (Cornell '15), Second Season

PRONUNCIATIONS

Aleric Fyock	ala-RICK	Kneese	CUH-neese
	Fye-OCK	Lamela	luh-mel-UH
Ament	A-ment	McCaughan	Mc-CAWN
Arceri	ARE-sair-ee	Reaume	RAY-oom
Aronow	air-RUH-now	Sabia	say-BEE-uh
Cardile	car-DEAL	Tambroni	Tam-BRO-Knee
Connellan	cuh-NELL-in		
Donaghy	donna-GEE		
Foulds	Folds		

2019 PENN STATE MEN'S LACROSSE




GRANT AMENT
#1 | R-JR. | ATTACK




GERARD ARCERI
#40 | JR. | MIDFIELD



MIKE ARONOW
#17 | R-SR. | DEFENSE



TOMMY BAKER
#29 | FR. | MIDFIELD



CJ BATTAGLIA
#35 | FR. | DEFENSE




ROBBY BLACK
#15 | SR. | MIDFIELD



NATE BULLER
#49 | FR. | ATTACK




BOBBY BURNS
#4 | SO. | MIDFIELD



NICK CARDILE
#43 | JR. | DEFENSE




TJ CONNELLAN
#2 | JR. | DEFENSE



JORDAN DONAGHY
#48 | FR. | MIDFIELD



MATT DONNELLY
#11 | SR. | ATTACK




DYLAN FOULDS
#14 | R-JR. | ATTACK




KEVIN FOX
#31 | SR. | DEFENSE



BRETT FUNK
#47 | FR. | DEFENSE



ALERIC FYOCK
#46 | FR. | GOALIE



JAKE GLATZ
#30 | SO. | MIDFIELD




MALCOLM GLENDINNING
#20 | SO. | MIDFIELD



SEAMUS GLYNN
#12 | FR. | MIDFIELD



KEVIN HILL
#5 | SR. | MIDFIELD




BRETT HOBBS
#50 | FR. | MIDFIELD



JACK KELLY
#29 | SO. | MIDFIELD




COLBY KNEESE
#34 | JR. | GOALIE




DEAN LAMELA
#32 | SR. | DEFENSE



TJ MALONE
#7 | FR. | ATTACK




JAKE MCCAUGHAN
#45 | SO. | DEFENSE




NICK MCEVOY
#21 | JR. | MIDFIELD



JOHN NOSTRANT
#10 | SO. | MIDFIELD




MAC O'KEEFE
#3 | JR. | ATTACK




BRAYDEN PECK
#44 | SO. | DEFENSE




DAN REAUME
#26 | R-FR. | MIDFIELD




CHRIS SABIA
#25 | SR. | DEFENSE




MITCH SCHAEFER
#9 | JR. | MIDFIELD



TREVOR SCOLLINS
#41 | SR. | GOALIE




MIKE SHINSKE
#8 | SO. | MIDFIELD



JOEY SORAN
#18 | SO. | DEFENSE



NICK SPILLANE
#13 | SR. | MIDFIELD



BRANDON STERN
#6 | R-JR. | MIDFIELD



DYLAN SULZBACH
#38 | SO. | GOALIE



BARRETT SUTLEY
#27 | JR. | MIDFIELD



BRIAN TOWNSEND
#119 | SO. | MIDFIELD



JACK TRAYNOR
#33 | FR. | ATTACK



JOE WHITE
#42 | FR. | ATTACK



COLE WILLARD
#28 | SO. | ATTACK/MID



TOMMY WRIGHT
#23 | R-JR. | DEFENSE



JEFF TAMBRONI
HEAD COACH



PETER TONER
ASSOCIATE HEAD COACH



JOHN HAUS
ASSISTANT COACH

#BRICKSQUAD

2019 PENN STATE MEN'S LACROSSE



HEAD COACH JEFF TAMBRONI

Ninth Year | Hobart '92

Career Record: 177-90 (.663) / 18 Seasons | At Penn State: 68-50 (.576) / Eight Season

2019 BIG TEN COACH OF THE YEAR
2009 USILA DI COACH OF THE YEAR
2011 CAA CO-COACH OF THE YEAR
2013 CAA COACH OF THE YEAR
2014 U.S. MEN'S NATIONAL TEAM ASSISTANT COACH
HOBART HALL OF FAME (CLASS OF '18)

Jeff Tambroni, who is in his ninth season at Penn State in 2019, has a 177-90 career record, and a 68-50 record at the helm of the Nittany Lion squad.

Tambroni led the Nittany Lions to the NCAA Tournament in 2013 and 2017.

Tambroni, one of the sport's most decorated coaches, enters the 2019 season eighth among all active Division I coaches in career win percentage. In 2018, the Nittany Lions went 8-6 overall, 2-3 in Big Ten play. Throughout the season, Penn State grabbed ranked wins over No. 13 Penn, 10-7, and the program's first win over No. 5 Johns Hopkins, 14-12. Gerard Arceri made a name for himself on a national level with a 68.1-winning percentage at the 'x,' earning 216 wins on the season. He scooped up an impressive 145 groundballs, for 10.36 per game average, adding a career-best six goals, while dishing out one assist. His percentage at the face and his ground balls per game were both good for fourth in the NCAA and led the Big Ten. He was named the Big Ten Specialist of the Year, First Team All-Big Ten, and USILA third team All-Americans. Mac O'Keefe was also named first-team All-Big Ten, and was a USLJA honorable-mention All-American along with Chris Sabia. Ryan Keenan was selected to the USILA North-South Team, and was drafted 54th in the MLL Draft to the Ohio Machine.

In 2018, Tambroni led the Nittany Lions to a 12-4 record, just the seventh double-digit win season, and only the second in the last 20 seasons (2013, 2017). Penn State set a program record, opening the season with a 10-0 record for the best start in school history. The 10th win highlighted the streak as Penn State took down No. 5 Ohio State, 9-4, to earn just the eighth victory in program history over a top-five team. Penn State also earned their first winning record in Big Ten play, going 3-2. Tambroni saw three student-athletes earn USILA All-America honorable mention honors, while Nick Aponete earned a USILA Scholar All-America accolades.

Penn State's 2013 campaign saw Tambroni lead Penn State to one of the greatest seasons in program history while celebrating its 100th season. The Nittany Lions set a record for wins (12) and earned the program's first outright regular-season conference title by sweeping the CAA with a 6-0 record. PSU rattled off 10-straight wins from March through May to earn the school's third NCAA bid and first chance to host an NCAA Tournament game.

The program's 12 wins in 2017 tied the record. There have been four USILA Scholar All-America honorees under Tambroni and 14 USILA All-Americans during his time at Penn State.

Tambroni was named USILA Division I Coach of the Year following the 2009 season while at Cornell and was tabbed the 2007 and 2009 Field Turf/NCAA Division I Coach of the Year. Tambroni was also the 2004 and 2009 Ithaca Journal Male Coach of the Year and a three-time National Coach of the Week.

While at Cornell, Tambroni became the 10th-fastest coach to reach the 100-win mark when he accomplished the feat in his 134th career game in March 2010.

During his tenure, his players earned 37 first-team All-Ivy honors, including five Ivy League awards, and three conference Rookie of the Year selections. Thirty-nine players, also garnered All-America recognition.

A 1992 graduate, Tambroni earned his bachelor's degree in American studies. He claimed first-team All-America honors as a senior and was twice named a second-team All-American (1990-91). The MVP of the 1990 NCAA title game, Tambroni helped lead the team to back-to-back NCAA championships (1990-91) and left Hobart tied for seventh on the school's all-time scoring list with 202 points, and currently sits in eighth.

Before embarking upon his collegiate coaching career, Tambroni coached the Heaton Mersey Lacrosse Club of the English Lacrosse Union for one year and served as a visiting coach for the Czech-American Lacrosse Foundation in Prague in the summer of 1996.

Tambroni and his wife, Michelle, have three daughters, Carissa, Madison, and Ella. Michelle played field hockey at Penn State from 1988-90 and

TAMBRONI YEAR-BY-YEAR

Season	Overall	Pct.	Conf.	Pct.	Finish	Championships	Postseason Finish
2001	7-6	.538	4-2	.667	T-2nd		
2002	11-4	.733	4-2	.667	T-2nd		NCAA Quarterfinals
2003	9-4	.692	5-1	.833	T-1st	Co-Ivy Champions	
2004	9-5	.643	5-1	.833	T-1st	Co-Ivy Champions	NCAA Quarterfinals
2005	11-3	.786	6-0	1.000	1st	Ivy Champions	NCAA Quarterfinals
2006	11-3	.786	5-1	.833	T-1st	Co-Ivy Champions	NCAA First Round
2007	15-1	.938	6-0	1.000	1st	Ivy Champions	NCAA Semifinals
2008	11-4	.733	5-1	.833	T-1st	Co-Ivy Champions	NCAA First Round
2009	13-4	.764	5-1	.833	T-1st	Co-Ivy Champions	NCAA Runner-Up
2010	12-6	.667	4-2	.667	T-1st	Co-Ivy Champions	NCAA Semifinals
<i>At Cornell (10)</i>	<i>109-40</i>	<i>.732</i>	<i>49-11</i>	<i>.817</i>		<i>8 Ivy League Titles</i>	<i>8 NCAA Tournaments</i>
2011	7-7	.500	4-2	.667	2nd		CAA Tournament
2012	9-6	.600	5-1	.833	2nd		CAA Tournament
2013	12-5	.706	6-0	1.000	1st	CAA Regular Season	NCAA First Round
2014	7-6	.538	3-2	.600	3rd		
2015	5-9	.357	2-3	.400	4th		Big Ten Semifinals
2016	8-7	.533	2-3	.400	4th		Big Ten Semifinals
2017	12-4	.750	3-2	.600	4th		NCAA First Round
2018	8-6	.571	2-3	.400	5th		
<i>At PSU (8)</i>	<i>68-50</i>	<i>.576</i>	<i>27-15</i>	<i>.643</i>		<i>1 CAA Title</i>	<i>2 NCAA Tournney</i>
Career (18)	177-90	.663	76-27	.738		9 League Titles	10 NCAA Appearances

2019 PENN STATE MEN'S LACROSSE

2019 PENN STATE MEN'S LACROSSE

OVERALL: 14-1 • BIG TEN: 5-0 • Home: 6-0 • Away: 4-1 • Neutral: 4-0

Date	Opponent	Result	Score	Overall	B1G	Att.	Goal Scorers	Goalkeeper (Record)
Feb. 2	VILLANOVA®	W	17-7	1-0	0-0	875	Ament (3), Malone (3), Foulds (3), O'Keefe (2), Spillane (2), Hill (1), Reaume (1), Willard (1), Arceri (1)	Kneese (1-0)
Feb. 9	ROBERT MORRIS®	W	27-7	2-0	0-0	826	O'Keefe (5), Malone (4), Kelly (3), Spillane (2), Foulds (2), Traynor (2), Ament (1), McEvoy (1), Reaume (1), Townsend (1), Burns (1), Buller (1), Arceri (1), Fox (1), Sutley (1)	Kneese (2-0)
Feb. 16	Stony Brook	W	17-4	3-0	0-0	1330	O'Keefe (7), Kelly (3), Malone (2), Traynor (2), Ament (1), Reaume (1), Foulds (1)	Kneese (3-0)
Feb. 25	#7 Yale	L	13-14	3-1	0-0	1980	O'Keefe (5), Ament (2), Spillane (2), Kelly (2), Foulds (1), Reaume (1)	Kneese (3-1)
Mar. 2	PENN	W	15-14	4-1	0-0	530	Spillane (3), O'Keefe (3), Kelly (3), Foulds (3), Ament (1), Malone (1), Willard (1)	Kneese (4-1)
Mar. 8	vs. #3 Cornell*	W	19-13	5-1	0-0	503	O'Keefe (6), Spillane (4), Foulds (4), Reaume (2), Townsend (1), Kelly (1), Traynor (1)	Kneese (5-1)
Mar. 10	vs. Jacksonville*	W	24-11	6-1	0-0	1934	Malone (7), Kelly (4), O'Keefe (3), Foulds (3), Ament (2), Nostrant (1), Sabia (1), Glatz (1), Fox (1), Hobbs (1)	Kneese (6-1)
Mar. 23	at Cleveland State	W	15-11	7-1	0-0	805	O'Keefe (5), Spillane (5), Foulds (2), Malone (1), Arceri (1), Donnelly (1), Cardile (1), White (1)	Kneese (7-1)
Mar. 31	at #3 Maryland [!]	W	13-10	8-1	1-0	3837	Kelly (3), O'Keefe (2), Spillane (2), Traynor (2), Reaume (1), Malone (1), Foulds (1), Willard (1)	Kneese (8-1)
Apr. 7	#7 OHIO STATE [!]	W	13-8	9-1	2-0	2301	O'Keefe (3), Willard (3), Ament (2), Spillane (1), Foulds (1), Malone (1), Reaume (1), Townsend (1)	Kneese (9-1)
Apr. 13	Michigan [!]	W	17-7	10-1	3-0	1530	O'Keefe (4), Foulds (3), Malone (2), Ament (1), Spillane (1), Reaume (1), Willard (1), Traynor (1), Arceri (1), White (1), Glynn (1)	Kneese (10-1)
Apr. 21	#16 JOHNS HOPKINS [!]	W	20-9	11-1	4-0	2192	Ament (4), Kelly (4), Foulds (3), Spillane (2), Traynor (2), O'Keefe (1), Arceri (1), Sabia (1), McEvoy (1)	Kneese (11-1)
Apr. 27	#20 RUTGERS [!]	W	14-13	12-1	5-0	2277	O'Keefe (4), Kelly (3), Foulds (2), Willard (2), Traynor (1), Malone (1)	Kneese (12-1)
May 2	at #20 Rutgers®	W	18-6	13-1	5-0	2097	Ament (4), Malone (4), O'Keefe (3), Kelly (2), Spillane (1), Donnelly (1), Black (1), Traynor (1), Hobbs (1)	Kneese (13-1)
May 4	vs. #15 Johns Hopkins®	W	18-17 OT	14-1	5-0	2775	O'Keefe (6), Foulds (3), Ament (2), Kelly (2), Malone (2), Spillane (1), Fox (1), Willard (1)	Kneese (14-1)

Home games in CAPS at Panzer Stadium

@ Home game played at Holuba Hall

* Games played in Charlotte, N.C. at the Crown Classic

! - Big Ten Game @ - Big Ten Tournament game

ATTENDANCE SUMMARY

	Games	Total Attendance	Average
Home	6	9001	1500
Away	5	9482	1896
Neutral	4	7309	1827
All games	15	25792	1719

#BRICKSQUAD

2019 PENN STATE MEN'S LACROSSE

The Automated ScoreBook Penn State Combined Team Statistics All games (as of May 06, 2019)

RECORD:	OVERALL	HOME	AWAY	NEUTRAL
ALL GAMES	14-1	6-0	4-1	4-0
CONFERENCE	5-0	3-0	2-0	0-0
NON-CONFERENCE	9-1	3-0	2-1	4-0

Date	Opponent		Score	Att.	## PLAYER	GP	G	A	Pts	Sh	Up	Dn	GB	Faceoff
Feb 02	VILLANOVA	w	17-7	875	1 Grant Ament	14	23	78	101	57	2	0	15	0-0
Feb 09	ROBERT MORRIS	w	27-10	826	3 Mac O'Keefe	15	60	17	77	134	10	0	25	0-0
Feb 16	at SBU	w	17-4	1330	14 Dylan Foulds	15	32	10	42	70	6	0	9	0-0
Feb 23	at #6 Yale Bulldogs	L	13-14	1980	13 Nick Spillane	15	24	17	41	66	4	0	19	0-0
Mar 02	PENN	w	15-14	530	25 Jack Kelly	12	30	7	37	64	4	0	11	0-0
Mar 08	vs #2 Cornell	w	19-13	503	7 TJ Malone	15	29	6	35	59	6	0	13	0-0
Mar 10	vs Jacksonville	w	24-11	1934	33 Jack Traynor	15	12	3	15	27	0	0	10	0-0
Mar 23	at Cleveland State	w	15-11	805	26 Dan Reaume	11	9	5	14	21	0	0	3	0-0
* Mar 31	at #3 Maryland	w	13-10	3837	28 Cole Willard	13	10	1	11	20	0	0	12	0-0
* Apr 07	#7 OHIO STATE	w	13-8	2301	40 Gerard Arceri	15	5	1	6	14	0	0	141	218-356
* Apr 13	at Michigan	w	17-7	1530	12 Seamus Glynn	7	2	3	5	5	0	0	1	0-0
* Apr 21	#16 JOHNS HOPKINS	w	20-9	2192	11 Matt Donnelly	11	2	2	4	7	0	0	3	0-0
* Apr 27	#20 RUTGERS	w	14-13	2277	50 Brett Hobbs	8	2	2	4	6	0	0	2	0-0
May 02	vs #20 RUTGERS	w	18-6	2097	42 Joe White	8	2	2	4	5	0	0	3	0-0
May 04	vs #15 Johns Hopkins	Wot	18-17	2775	19 Brian Townsend	14	3	0	3	7	0	1	8	0-0
					31 Kevin Fox	15	3	0	3	4	0	0	15	0-0
					21 Nick McEvoy	15	2	1	3	5	0	0	14	5-15
					16 Chris Sabia	15	2	0	2	5	0	0	33	0-0
					49 Nate Buller	8	1	1	2	7	0	0	0	0-0
					43 Nick Cardile	15	1	1	2	3	0	0	32	0-0
					4 Bobby Burns	15	1	0	1	9	0	0	23	0-0
					5 Kevin Hill	1	1	0	1	5	1	0	0	0-0
					30 Jake Glatz	11	1	0	1	2	0	0	18	44-80
					15 Robby Black	15	1	0	1	2	0	0	6	0-0
					10 John Nostrant	8	1	0	1	2	0	0	1	0-0
					27 Barrett Sutley	5	1	0	1	1	0	0	1	0-0
					23 Tommy Wright	15	0	0	0	2	0	0	33	0-0
					2 TJ Connellan	14	0	0	0	1	0	0	4	0-0
					48 Jordan Donaghy	6	0	0	0	0	0	0	2	0-8
					47 Brett Funk	5	0	0	0	0	0	0	2	0-0
					45 Jake McCaughan	7	0	0	0	0	0	0	1	0-0
					44 Brayden Peck	15	0	0	0	0	0	0	14	0-0
					41 Trevor Scollins	7	0	0	0	0	0	0	4	0-0
					38 Dylan Sulzbach	2	0	0	0	0	0	0	0	0-0
					35 CJ Battaglia	7	0	0	0	0	0	0	0	0-0
					34 Colby Kneese	15	0	0	0	0	0	0	27	0-0
					32 Dean Lamela	6	0	0	0	0	0	0	1	0-0
					20 Malcolm Glendinning	6	0	0	0	0	0	0	2	0-0
					17 Mike Aronow	10	0	0	0	0	0	0	7	0-0
					8 Mike Shinske	3	0	0	0	0	0	0	0	0-0
					6 Brandon Stern	6	0	0	0	0	0	0	1	0-0
					Total	15	260	157	417	610	33	1	516	267-459
					Opponents	15	154	87	241	609	21	0	429	192-459

TEAM STATISTICS PSUMLAX OPP

SHOT STATISTICS

Goals-Shot attempts	260-610	154-609
Goals scored per game	17.33	10.27
Shot pct.	.426	.253
Shots on goal-Attempts	419-610	333-609
SOG pct.	.687	.547
Shots/Game	40.7	40.6
Assists	157	87

MAN-UP OPPORTUNITIES

Goals-Opportunities	33-53	21-50
Conversion Percent	.623	.420

GOAL BREAKDOWN

Total Goals	260	154
Man-up	33	21
Man-down	1	0
Unassisted	103	67
Overtime	1	0
Goals scored average	17.33	10.26

GROUND BALLS

	516	429
--	-----	-----

TURNOVERS

	232	218
--	-----	-----

CAUSED TURNOVERS

	106	126
--	-----	-----

FACEOFFS (W-L)

Faceoff W-L Pct.	267-459	192-459
	.582	.418

CLEARs

Clear Pct.	256-303	233-283
	.845	.823

PENALTIES

Number	54	58
Minutes	41:00	42:00

ATTENDANCE

Total	9001	9482
Dates/Avg Per Date	6/1500	5/1896
Neutral Site #/Avg	4/1827	

## Goalie	GP	Min.	GA	GAAvg	Save	Pct	W-L-T
38 Dylan Sulzbach	2	10:22	1	5.79	4	.800	0-0-0
34 Colby Kneese	15	825:08	138	10.03	159	.535	14-1-0
41 Trevor Scollins	7	64:55	15	13.86	16	.516	0-0-0
Total	15	900:25	154	10.26	179	.538	14-1-0
Opponents	15	900:25	260	17.33	159	.379	1-14-0

Goals by Period

	1st	2nd	3rd	4th	OT	Total
Penn State	82	60	67	50	1	260
Opponents	38	33	43	40	0	154

Saves by Period

	1st	2nd	3rd	4th	OT	Total
Penn State	52	39	42	46	0	179
Opponents	60	42	33	24	0	159

Shots by Period

	1st	2nd	3rd	4th	OT	Total
Penn State	184	165	149	110	2	610
Opponents	160	145	144	160	0	609

Shots on Goal

	1st	2nd	3rd	4th	OT	Total
Penn State	142	102	100	74	1	419
Opponents	90	72	85	86	0	333

2019 PENN STATE MEN'S LACROSSE

The Automated ScoreBook Penn State Combined Team Statistics Conference games (as of Apr 29, 2019)

RECORD:	OVERALL	HOME	AWAY	NEUTRAL
ALL GAMES	5-0	3-0	2-0	0-0
CONFERENCE	5-0	3-0	2-0	0-0
NON-CONFERENCE	0-0	0-0	0-0	0-0

Date	Opponent	Score	Att.
* Mar 31	at #3 Maryland	w 13-10	3837
* Apr 07	#7 OHIO STATE	w 13-8	2301
* Apr 13	at Michigan	w 17-7	1530
* Apr 21	#16 JOHNS HOPKINS	w 20-9	2192
* Apr 27	#20 RUTGERS	w 14-13	2277

TEAM STATISTICS	PSUMLAX	OPP
SHOT STATISTICS		
Goals-Shot attempts	77-185	47-191
Goals scored per game	15.40	9.40
Shot pct.	.416	.246
Shots on goal-Attempts	129-185	101-191
SOG pct.	.697	.529
Shots/Game	37.0	38.2
Assists	48	25
MAN-UP OPPORTUNITIES		
Goals-Opportunities	8-16	4-12
Conversion Percent	.500	.333
GOAL BREAKDOWN		
Total Goals	77	47
Man-up	8	4
Man-down	0	0
Unassisted	29	22
Overtime	0	0
Goals scored average	15.40	9.40
GROUND BALLS		
TURNOVERS	74	72
CAUSED TURNOVERS	32	32
FACEOFFS (W-L)	87-139	52-139
Faceoff W-L Pct.	.626	.374
CLEARs	84-102	88-102
Clear Pct.	.824	.863
PENALTIES		
Number	13	19
Minutes	9:00	16:00
ATTENDANCE		
Total	6770	5367
Dates/Avg Per Date	3/2257	2/2684
Neutral Site #/Avg	0/0	

## PLAYER	GP	G	A	Pts	Sh	Up	Dn	GB	Faceoff
1 Grant Ament	5	7	25	32	19	1	0	3	0-0
3 Mac O'Keefe	5	15	6	21	39	2	0	4	0-0
14 Dylan Foulds	5	10	6	16	21	3	0	1	0-0
25 Jack Kelly	3	10	3	13	21	0	0	6	0-0
13 Nick Spillane	5	6	5	11	22	1	0	5	0-0
28 Cole Willard	5	7	1	8	13	0	0	3	0-0
33 Jack Traynor	5	6	0	6	8	0	0	3	0-0
7 TJ Malone	5	5	0	5	19	1	0	0	0-0
26 Dan Reaume	4	3	2	5	6	0	0	1	0-0
40 Gerard Arceri	5	2	0	2	6	0	0	58	86-136
12 Seamus Glynn	2	2	0	2	2	0	0	0	0-0
16 Chris Sabia	5	1	0	1	2	0	0	11	0-0
42 Joe White	2	1	0	1	1	0	0	0	0-0
21 Nick McEvoy	5	1	0	1	1	0	0	5	0-0
19 Brian Townsend	5	1	0	1	1	0	0	2	0-0
49 Nate Buller	2	0	0	0	1	0	0	0	0-0
11 Matt Donnelly	3	0	0	0	1	0	0	0	0-0
4 Bobby Burns	5	0	0	0	1	0	0	7	0-0
2 TJ Connellan	5	0	0	0	1	0	0	1	0-0
50 Brett Hobbs	3	0	0	0	0	0	0	0	0-0
47 Brett Funk	2	0	0	0	0	0	0	1	0-0
45 Jake McCaughan	2	0	0	0	0	0	0	0	0-0
44 Brayden Peck	5	0	0	0	0	0	0	4	0-0
43 Nick Cardile	5	0	0	0	0	0	0	14	0-0
41 Trevor Scollins	2	0	0	0	0	0	0	0	0-0
35 CJ Battaglia	2	0	0	0	0	0	0	0	0-0
34 Colby Kneese	5	0	0	0	0	0	0	5	0-0
32 Dean Lamela	1	0	0	0	0	0	0	0	0-0
31 Kevin Fox	5	0	0	0	0	0	0	3	0-0
30 Jake Glatz	3	0	0	0	0	0	0	0	1-3
27 Barrett Sutley	1	0	0	0	0	0	0	0	0-0
23 Tommy Wright	5	0	0	0	0	0	0	11	0-0
20 Malcolm Glendinning	2	0	0	0	0	0	0	1	0-0
17 Mike Aronow	5	0	0	0	0	0	0	0	0-0
15 Robby Black	5	0	0	0	0	0	0	1	0-0
10 John Nostrant	3	0	0	0	0	0	0	0	0-0
6 Brandon Stern	1	0	0	0	0	0	0	0	0-0
Total	5	77	48	125	185	8	0	150	87-139
Opponents	5	47	25	72	191	4	0	126	52-139

## Goalie	GP	Min.	GA	GAAvg	Save	Pct	W-L-T
41 Trevor Scollins	2	9:15	1	6.49	1	.500	0-0-0
34 Colby Kneese	5	290:45	46	9.49	53	.535	5-0-0
Total	5	300:00	47	9.40	54	.535	5-0-0
Opponents	5	300:00	77	15.40	52	.403	0-5-0

Goals by Period	1st	2nd	3rd	4th	Total
Penn State	26	15	20	16	77
Opponents	11	11	16	9	47

Saves by Period	1st	2nd	3rd	4th	Total
Penn State	18	9	13	14	54
Opponents	15	13	13	11	52

Shots by Period	1st	2nd	3rd	4th	Total
Penn State	50	47	47	41	185
Opponents	52	43	47	49	191

Shots on Goal	1st	2nd	3rd	4th	Total
Penn State	41	28	33	27	129
Opponents	29	20	29	23	101

2019 PENN STATE MEN'S LACROSSE

OVERALL

CONFERENCE

#	Player	gp-gs	g	a	pts	sh	sh%	sog	sog%	to	ct	gw	qb
1	Grant Ament	14-14	23	78	101	57	.404	33	.579	29	0	2	15
3	Mac O'Keefe	15-15	60	17	77	134	.448	92	.687	24	7	2	25
14	Dylan Foulds	15-15	32	10	42	70	.457	49	.700	12	3	1	9
13	Nick Spillane	15-15	24	17	41	66	.364	40	.606	14	4	3	19
25	Jack Kelly	12-12	30	7	37	64	.469	46	.719	10	0	3	11
7	TJ Malone	15-7	29	6	35	59	.492	47	.797	14	2	1	13
33	Jack Traynor	15-1	12	3	15	27	.444	20	.741	8	0	1	10
26	Dan Reaume	11-9	9	5	14	21	.429	15	.714	5	1	0	3
28	Cole Willard	13-0	10	1	11	20	.500	13	.650	6	1	0	12
40	Gerard Arceri	15-0	5	1	6	14	.357	12	.857	14	1	0	141
12	Seamus Glynn	7-0	2	3	5	5	.400	4	.800	3	0	0	1
11	Matt Donnelly	11-1	2	2	4	7	.286	4	.571	1	0	0	3
50	Brett Hobbs	8-0	2	2	4	6	.333	6	1.000	3	0	0	2
42	Joe White	8-0	2	2	4	5	.400	4	.800	4	0	0	3
19	Brian Townsend	14-0	3	0	3	7	.429	6	.857	3	2	0	8
31	Kevin Fox	15-0	3	0	3	4	.750	3	.750	3	10	0	15
21	Nick McEvoy	15-0	2	1	3	5	.400	2	.400	0	1	0	14
16	Chris Sabia	15-15	2	0	2	5	.400	4	.800	8	17	0	33
49	Nate Buller	8-0	1	1	2	7	.143	5	.714	0	0	0	0
43	Nick Cardile	15-15	1	1	2	3	.333	1	.333	7	16	0	32
4	Bobby Burns	15-1	1	0	1	9	.111	5	.556	9	4	0	23
5	Kevin Hill	1-1	1	0	1	5	.200	1	.200	0	0	0	0
30	Jake Glatz	11-0	1	0	1	2	.500	1	.500	5	0	1	18
15	Robby Black	15-0	1	0	1	2	.500	2	1.000	5	4	0	6
10	John Nostrant	8-0	1	0	1	2	.500	1	.500	2	2	0	1
27	Barrett Sutley	5-0	1	0	1	1	1.000	1	1.000	0	1	0	1
23	Tommy Wright	15-0	0	0	0	2	.000	1	.500	8	8	0	33
2	TJ Connellan	14-0	0	0	0	1	.000	1	1.000	0	6	0	4
48	Jordan Donaghy	6-0	0	0	0	0	.000	0	.000	0	0	0	2
47	Brett Funk	5-0	0	0	0	0	.000	0	.000	0	0	0	2
45	Jake McCaughan	7-0	0	0	0	0	.000	0	.000	1	1	0	1
44	Brayden Peck	15-15	0	0	0	0	.000	0	.000	2	6	0	14
41	Trevor Scollins	7-0	0	0	0	0	.000	0	.000	1	0	0	4
38	Dylan Sulzbach	2-0	0	0	0	0	.000	0	.000	0	0	0	0
35	CJ Battaglia	7-0	0	0	0	0	.000	0	.000	0	0	0	0
34	Colby Kneese	15-15	0	0	0	0	.000	0	.000	8	0	0	27
32	Dean Lamela	6-0	0	0	0	0	.000	0	.000	1	2	0	1
20	Malcolm Glendinning	6-0	0	0	0	0	.000	0	.000	0	0	0	2
17	Mike Aronow	10-0	0	0	0	0	.000	0	.000	1	5	0	7
8	Mike Shinske	3-0	0	0	0	0	.000	0	.000	1	0	0	0
6	Brandon Stern	6-0	0	0	0	0	.000	0	.000	2	0	0	1
Total		15	260	157	417	610	.426	419	.687	232	106	14	516
Opponents		15	154	87	241	609	.253	333	.547	218	126	1	429

gp-gs	g	a	pts	sh	sh%	sog	sog%	to	ct	gw	qb
5-5	7	25	32	19	.368	10	.526	12	0	1	3
5-5	15	6	21	39	.385	28	.718	8	2	0	4
5-5	10	6	16	21	.476	15	.714	4	0	0	1
5-5	6	5	11	22	.273	14	.636	6	1	1	5
3-3	10	3	13	21	.476	16	.762	3	0	2	6
5-4	5	0	5	19	.263	14	.737	2	1	1	0
5-0	6	0	6	8	.750	7	.875	1	0	0	3
4-3	3	2	5	6	.500	4	.667	2	0	0	1
5-0	7	1	8	13	.538	9	.692	2	0	0	3
5-0	2	0	2	6	.333	4	.667	4	0	0	58
2-0	2	0	2	2	1.000	2	1.000	1	0	0	0
3-0	0	0	0	1	.000	0	.000	1	0	0	0
3-0	0	0	0	0	.000	0	.000	0	0	0	0
2-0	1	0	1	1	1.000	1	1.000	0	0	0	0
5-0	1	0	1	1	1.000	1	1.000	2	1	0	2
5-0	0	0	0	0	.000	0	.000	1	5	0	3
5-0	1	0	1	1	1.000	1	1.000	0	0	0	5
5-5	1	0	1	2	.500	1	.500	4	6	0	11
2-0	0	0	0	1	.000	1	1.000	0	0	0	0
5-5	0	0	0	0	.000	0	.000	2	5	0	14
5-0	0	0	0	1	.000	0	.000	4	2	0	7
-											
3-0	0	0	0	0	.000	0	.000	0	0	0	0
5-0	0	0	0	0	.000	0	.000	0	2	0	1
3-0	0	0	0	0	.000	0	.000	0	0	0	0
1-0	0	0	0	0	.000	0	.000	0	0	0	0
5-0	0	0	0	0	.000	0	.000	3	0	0	11
5-0	0	0	0	1	.000	1	1.000	0	0	0	1
-											
2-0	0	0	0	0	.000	0	.000	0	0	0	1
2-0	0	0	0	0	.000	0	.000	0	0	0	0
5-5	0	0	0	0	.000	0	.000	1	3	0	4
2-0	0	0	0	0	.000	0	.000	0	0	0	0
-											
2-0	0	0	0	0	.000	0	.000	0	0	0	0
5-5	0	0	0	0	.000	0	.000	3	0	0	5
1-0	0	0	0	0	.000	0	.000	0	0	0	0
2-0	0	0	0	0	.000	0	.000	0	0	0	1
5-0	0	0	0	0	.000	0	.000	1	2	0	0
-											
1-0	0	0	0	0	.000	0	.000	0	0	0	0
5	77	48	125	185	.416	129	.697	74	32	5	150
5	47	25	72	191	.246	101	.529	72	32	0	126

OVERALL

CONFERENCE

#	Player	gp-gs	min.	ga	qaavg	saves	pct	w	l	t
38	Dylan Sulzbach	2-0	10:22	1	5.79	4	.800	0	0	0
34	Colby Kneese	15-15	825:08	138	10.03	159	.535	14	1	0
41	Trevor Scollins	7-0	64:55	15	13.86	16	.516	0	0	0
Total		15	900:25	154	10.26	179	.538	14	1	0
Opponents		15	900:25	260	17.33	159	.379	1	14	0

gp-gs	min.	ga	qaavg	saves	pct	w	l	t
-								
5-5	290:45	46	9.49	53	.535	5	0	0
2-0	9:15	1	6.49	1	.500	0	0	0
5	300:00	47	9.40	54	.535	5	0	0
5	300:00	77	15.40	52	.403	0	5	0

Goals by Period	1st	2nd	3rd	4th	OT	Total
Penn State	82	60	67	50	1	260
Opponents	38	33	43	40	0	154

Goals by Period	1st	2nd	3rd	4th	Total
Penn State	26	15	20	16	77
Opponents	11	11	16	9	47

Shots by Period	1st	2nd	3rd	4th	OT	Total
Penn State	184	165	149	110	2	610
Opponents	160	145	144	160	0	609

Shots by Period	1st	2nd	3rd	4th	Total
Penn State	50	47	47	41	185
Opponents	52	43	47	49	191

Saves by Period	1st	2nd	3rd	4th	OT	Total
Penn State	52	39	42	46	0	179
Opponents	60	42	33	24	0	159

Saves by Period	1st	2nd	3rd	4th	Total
Penn State	18	9	13	14	54
Opponents	15	13	13	11	52

#WEARE

2019 PENN STATE MEN'S LACROSSE

The Automated ScoreBook Penn State Combined Team Statistics BTT (as of May 06, 2019)

RECORD:	OVERALL	HOME	AWAY	NEUTRAL
ALL GAMES	2-0	0-0	0-0	2-0
CONFERENCE	0-0	0-0	0-0	0-0
NON-CONFERENCE	2-0	0-0	0-0	2-0

Date	Opponent	Score	Att.
May 02	vs #20 RUTGERS	w 18-6	2097
May 04	vs #15 Johns Hopkins	wot 18-17	2775

TEAM STATISTICS	PSUMLAX	OPP
SHOT STATISTICS		
Goals-Shot attempts	36-83	23-89
Goals scored per game	18.00	11.50
Shot pct.	.434	.258
Shots on goal-Attempts	55-83	51-89
SOG pct.	.663	.573
Shots/Game	41.5	44.5
Assists	20	17
MAN-UP OPPORTUNITIES		
Goals-Opportunities	8-10	6-8
Conversion Percent	.800	.750
GOAL BREAKDOWN		
Total Goals	36	23
Man-up	8	6
Man-down	0	0
Unassisted	16	6
Overtime	1	0
Goals scored average	17.94	11.46
GROUND BALLS		
	79	57
TURNOVERS		
	30	25
CAUSED TURNOVERS		
	13	8
FACEOFFS (W-L)		
Faceoff W-L Pct.	32-62	30-62
	.516	.484
CLEARs		
Clear Pct.	34-37	30-36
	.919	.833
PENALTIES		
Number	9	11
Minutes	6:00	7:00
ATTENDANCE		
Total	0	0
Dates/Avg Per Date	0/0	0/0
Neutral Site #/Avg	2/2436	

##	PLAYER	GP	G	A	Pts	Sh	Up	Dn	GB	Faceoff
1	Grant Ament	2	6	7	13	10	1	0	3	0-0
3	Mac O'Keefe	2	9	3	12	20	3	0	6	0-0
7	TJ Malone	2	6	2	8	7	1	0	2	0-0
25	Jack Kelly	2	4	3	7	12	2	0	3	0-0
14	Dylan Foulds	2	3	1	4	11	0	0	1	0-0
13	Nick Spillane	2	2	2	4	9	1	0	1	0-0
11	Matt Donnelly	2	1	1	2	2	0	0	1	0-0
33	Jack Traynor	2	1	0	1	4	0	0	1	0-0
28	Cole Willard	2	1	0	1	3	0	0	3	0-0
50	Brett Hobbs	1	1	0	1	1	0	0	0	0-0
31	Kevin Fox	2	1	0	1	1	0	0	2	0-0
15	Robby Black	2	1	0	1	1	0	0	2	0-0
43	Nick Cardile	2	0	1	1	0	0	0	6	0-0
40	Gerard Arceri	2	0	0	0	1	0	0	12	17-34
30	Jake Glatz	2	0	0	0	1	0	0	9	15-26
49	Nate Buller	1	0	0	0	0	0	0	0	0-0
48	Jordan Donaghy	1	0	0	0	0	0	0	0	0-1
47	Brett Funk	1	0	0	0	0	0	0	1	0-0
45	Jake McCaughan	1	0	0	0	0	0	0	0	0-0
44	Brayden Peck	2	0	0	0	0	0	0	0	0-0
42	Joe White	1	0	0	0	0	0	0	0	0-0
41	Trevor Scollins	1	0	0	0	0	0	0	1	0-0
35	CJ Battaglia	1	0	0	0	0	0	0	0	0-0
34	Colby Kneese	2	0	0	0	0	0	0	5	0-0
32	Dean Lamela	1	0	0	0	0	0	0	0	0-0
27	Barrett Sutley	1	0	0	0	0	0	0	0	0-0
23	Tommy Wright	2	0	0	0	0	0	0	5	0-0
21	Nick McEvoy	2	0	0	0	0	0	0	0	0-1
20	Malcolm Glendinning	1	0	0	0	0	0	0	0	0-0
19	Brian Townsend	2	0	0	0	0	0	0	1	0-0
17	Mike Aronow	2	0	0	0	0	0	0	4	0-0
16	Chris Sabia	2	0	0	0	0	0	0	6	0-0
12	Seamus Glynn	1	0	0	0	0	0	0	0	0-0
10	John Nostrant	1	0	0	0	0	0	0	0	0-0
6	Brandon Stern	1	0	0	0	0	0	0	1	0-0
4	Bobby Burns	2	0	0	0	0	0	0	3	0-0
2	TJ Connellan	2	0	0	0	0	0	0	0	0-0
Total		2	36	20	56	83	8	0	79	32-62
Opponents		2	23	17	40	89	6	0	57	30-62

##	Goalie	GP	Min.	GA	GAAvg	Save	Pct	W-L-T
41	Trevor Scollins	1	9:14	1	6.50	4	.800	0-0-0
34	Colby Kneese	2	111:11	22	11.87	24	.522	2-0-0
Total		2	120:25	23	11.46	28	.549	2-0-0
Opponents		2	120:25	36	17.94	19	.345	0-2-0

Goals by Period	1st	2nd	3rd	4th	OT	Total
Penn State	7	9	13	6	1	36
Opponents	8	5	4	6	0	23

Saves by Period	1st	2nd	3rd	4th	OT	Total
Penn State	7	8	4	9	0	28
Opponents	6	6	5	2	0	19

Shots by Period	1st	2nd	3rd	4th	OT	Total
Penn State	18	27	26	10	2	83
Opponents	31	18	14	26	0	89

Shots on Goal	1st	2nd	3rd	4th	OT	Total
Penn State	13	15	18	8	1	55
Opponents	15	13	8	15	0	51

2019 PENN STATE MEN'S LACROSSE

The Automated ScoreBook Penn State Overall Individual Statistics BTT (as of May 06, 2019)

Overall: 2-0 Conf: 0-0 Home: 0-0 Away: 0-0 Neut: 2-0

##	Player	gp-gs	g	a	pts	sh	sh%	sog	sog%	up	dn	gb	t/o	ct	faceoff	pct	pen-min
1	Grant Ament	2-2	6	7	13	10	.600	7	.700	1	0	3	3	0	-	-	-
3	Mac O'Keefe	2-2	9	3	12	20	.450	14	.700	3	0	6	4	1	-	-	2-1.5
7	TJ Malone	2-2	6	2	8	7	.857	6	.857	1	0	2	2	0	-	-	-
25	Jack Kelly	2-2	4	3	7	12	.333	7	.583	2	0	3	3	0	-	-	-
14	Dylan Foulds	2-2	3	1	4	11	.273	7	.636	0	0	1	3	0	-	-	-
13	Nick Spillane	2-2	2	2	4	9	.222	5	.556	1	0	1	2	0	-	-	-
11	Matt Donnelly	2-0	1	1	2	2	.500	1	.500	0	0	1	0	0	-	-	-
33	Jack Traynor	2-0	1	0	1	4	.250	2	.500	0	0	1	1	0	-	-	-
28	Cole Willard	2-0	1	0	1	3	.333	2	.667	0	0	3	0	0	-	-	-
50	Brett Hobbs	1-0	1	0	1	1	1.000	1	1.000	0	0	0	1	0	-	-	-
31	Kevin Fox	2-0	1	0	1	1	1.000	1	1.000	0	0	2	0	0	-	-	-
15	Robby Black	2-0	1	0	1	1	1.000	1	1.000	0	0	2	1	1	-	-	-
43	Nick Cardile	2-2	0	1	1	0	.000	0	.000	0	0	6	0	5	-	-	3-1.5
40	Gerard Arceri	2-0	0	0	0	1	.000	1	1.000	0	0	12	1	0	17-34	.500	-
30	Jake Glatz	2-0	0	0	0	1	.000	0	.000	0	0	9	0	0	15-26	.577	-
49	Nate Buller	1-0	0	0	0	0	.000	0	.000	0	0	0	0	0	-	-	-
48	Jordan Donaghy	1-0	0	0	0	0	.000	0	.000	0	0	0	0	0	0-1	.000	-
47	Brett Funk	1-0	0	0	0	0	.000	0	.000	0	0	1	0	0	-	-	-
45	Jake McCaughan	1-0	0	0	0	0	.000	0	.000	0	0	0	0	0	-	-	-
44	Brayden Peck	2-2	0	0	0	0	.000	0	.000	0	0	0	0	0	-	-	-
42	Joe White	1-0	0	0	0	0	.000	0	.000	0	0	0	0	0	-	-	-
41	Trevor Scollins	1-0	0	0	0	0	.000	0	.000	0	0	1	1	0	-	-	-
35	CJ Battaglia	1-0	0	0	0	0	.000	0	.000	0	0	0	0	0	-	-	-
34	Colby Kneese	2-2	0	0	0	0	.000	0	.000	0	0	5	1	0	-	-	-
32	Dean Lamela	1-0	0	0	0	0	.000	0	.000	0	0	0	0	0	-	-	-
27	Barrett Sutley	1-0	0	0	0	0	.000	0	.000	0	0	0	0	0	-	-	-
23	Tommy Wright	2-0	0	0	0	0	.000	0	.000	0	0	5	2	2	-	-	2-2.0
21	Nick McEvoy	2-0	0	0	0	0	.000	0	.000	0	0	0	0	0	0-1	.000	-
20	Malcolm Glendinning	1-0	0	0	0	0	.000	0	.000	0	0	0	0	0	-	-	-
19	Brian Townsend	2-0	0	0	0	0	.000	0	.000	0	0	1	0	0	-	-	-
17	Mike Aronow	2-0	0	0	0	0	.000	0	.000	0	0	4	0	2	-	-	-
16	Chris Sabia	2-2	0	0	0	0	.000	0	.000	0	0	6	0	1	-	-	2-1.0
12	Seamus Glynn	1-0	0	0	0	0	.000	0	.000	0	0	0	0	0	-	-	-
10	John Nostrant	1-0	0	0	0	0	.000	0	.000	0	0	0	0	0	-	-	-
6	Brandon Stern	1-0	0	0	0	0	.000	0	.000	0	0	1	1	0	-	-	-
4	Bobby Burns	2-0	0	0	0	0	.000	0	.000	0	0	3	0	1	-	-	-
2	TJ Connellan	2-0	0	0	0	0	.000	0	.000	0	0	0	0	0	-	-	-
Total		2	36	20	56	83	.434	55	.663	8	0	79	30	13	32-62	.516	9-6.0
Opponents		2	23	17	40	89	.258	51	.573	6	0	57	25	8	30-62	.484	11-7.0

##	Goalie	gp-gs	min	ga	gaavg	saves	pct	w	l	t	shots faced
41	Trevor Scollins	1-0	9:14	1	6.50	4	.800	0	0	0	10
34	Colby Kneese	2-2	111:11	22	11.87	24	.522	2	0	0	79
Total		2	120:25	23	11.46	28	.549	2	0	0	89
Opponents		2	120:25	36	17.94	19	.345	0	2	0	83

Goals by Period	1st	2nd	3rd	4th	OT	Total
Penn State	7	9	13	6	1	36
Opponents	8	5	4	6	0	23

Saves by Period	1st	2nd	3rd	4th	OT	Total
Penn State	7	8	4	9	0	28
Opponents	6	6	5	2	0	19

Shots by Period	1st	2nd	3rd	4th	OT	Total
Penn State	18	27	26	10	2	83
Opponents	31	18	14	26	0	89

Attendance Summary	PSUMLAX	Opponent
Total	0	0
Dates/Avg Per Date	0/0	0/0
Neutral Site #/Avg	2/2436	

Shots on Goal	1st	2nd	3rd	4th	OT	Total
Penn State	13	15	18	8	1	55
Opponents	15	13	8	15	0	51

CLEARs: Penn State -- 34-37 .919, Opponents -- 30-36 .833.
MAN-UP OPPS: Penn State -- 8-10 .800, Opponents -- 6-8 .750.

#WEARE

2019 PENN STATE MEN'S LACROSSE

2019 PENN STATE TEAM HIGHS

POINTS	43	vs Robert Morris (Feb 09)
	39	vs Jacksonville (Mar 10)
GOALS	27	vs Robert Morris (Feb 09)
	24	vs Jacksonville (Mar 10)
ASSISTS	16	vs Robert Morris (Feb 09)
	15	vs Jacksonville (Mar 10)
SHOTS	51	vs Johns Hopkins (Apr 21)
	51	vs Robert Morris (Feb 09)
SHOT PERCENT	.529 (27-51)	vs Robert Morris (Feb 09)
	.514 (19-37)	vs Cornell (Mar 08)
SHOTS ON GOAL	41	vs Robert Morris (Feb 09)
	34	vs Jacksonville (Mar 10)
ON GOAL PERCENT	.865 (32-37)	vs Cornell (Mar 08)
	.804 (41-51)	vs Robert Morris (Feb 09)
SAVES	20	vs Villanova (Feb 02)
	17	vs Robert Morris (Feb 09)
GROUND BALLS	52	vs Jacksonville (Mar 10)
	45	vs RUTGERS (May 02)
	45	vs Cornell (Mar 08)
FACEOFF PERCENT	.786 (22-28)	at Michigan (Apr 13)
	.744 (29-39)	vs Jacksonville (Mar 10)
TURNOVERS	24	at Michigan (Apr 13)
	21	vs Jacksonville (Mar 10)
CAUSED TURNOVERS	11	at Yale Bulldogs (Feb 23)
	9	vs Cornell (Mar 08)
	9	vs Robert Morris (Feb 09)

2019 OPPONENT TEAM HIGHS

POINTS	30	vs Johns Hopkins (May 04)
	25	at Yale Bulldogs (Feb 23)
GOALS	17	vs Johns Hopkins (May 04)
	14	vs PENN (Mar 02)
	14	at Yale Bulldogs (Feb 23)
ASSISTS	13	vs Johns Hopkins (May 04)
	11	at Yale Bulldogs (Feb 23)
SHOTS	50	vs Robert Morris (Feb 09)
	48	vs Villanova (Feb 02)
SHOT PERCENT	.419 (13-31)	vs Cornell (Mar 08)
	.362 (17-47)	vs Johns Hopkins (May 04)
SHOTS ON GOAL	30	vs Johns Hopkins (May 04)
	27	vs Robert Morris (Feb 09)
	27	vs Villanova (Feb 02)
ON GOAL PERCENT	.677 (21-31)	vs Cornell (Mar 08)
	.655 (19-29)	at Michigan (Apr 13)
SAVES	14	vs Robert Morris (Feb 09)
	13	vs RUTGERS (May 02)
	13	vs Johns Hopkins (Apr 21)
	13	at Michigan (Apr 13)
	13	at Cleveland State (Mar 23)
	13	vs Cornell (Mar 08)
GROUND BALLS	40	at Yale Bulldogs (Feb 23)
	32	vs Jacksonville (Mar 10)
	32	vs PENN (Mar 02)
	32	vs Villanova (Feb 02)
FACEOFF PERCENT	.806 (25-31)	at Yale Bulldogs (Feb 23)
	.541 (20-37)	vs Johns Hopkins (May 04)
TURNOVERS	23	at Yale Bulldogs (Feb 23)

2019 PENN STATE MEN'S LACROSSE

2019 PENN STATE INDIVIDUAL HIGHS

POINTS	10	Grant Ament vs Jacksonville (Mar 10)
	10	Grant Ament vs Villanova (Feb 02)
GOALS	7	TJ Malone vs Jacksonville (Mar 10)
	7	Mac O'Keefe at SBU (Feb 16)
ASSISTS	9	Grant Ament vs Cornell (Mar 08)
	8	Grant Ament vs Jacksonville (Mar 10)
SHOTS	14	Mac O'Keefe at Michigan (Apr 13)
	13	Mac O'Keefe vs Johns Hopkins (May 04)
	13	Mac O'Keefe at SBU (Feb 16)
SHOTS ON GOAL	9	Mac O'Keefe at Michigan (Apr 13)
	9	Mac O'Keefe vs Cornell (Mar 08)
SAVES	19	Colby Kneese vs Villanova (Feb 02)
	14	Colby Kneese vs Ohio State (Apr 07)
GROUND BALLS	21	Gerard Arceri at Michigan (Apr 13)
	18	Gerard Arceri vs Cornell (Mar 08)
CAUSED TURNOVER	3	Nick Cardile vs Johns Hopkins (May 04)
	3	Nick Cardile vs Ohio State (Apr 07)
	3	Chris Sabia at Yale Bulldogs (Feb 23)
	3	Chris Sabia vs Robert Morris (Feb 09)
FACEOFFS WON	25	Gerard Arceri vs Cornell (Mar 08)
	22	Gerard Arceri at Michigan (Apr 13)

2019 OPPONENT INDIVIDUAL HIGHS

POINTS	9	Joey Epstein vs Johns Hopkins (May 04)
	7	Morrill, Jackson at Yale Bulldogs (Feb 23)
GOALS	7	Joey Epstein vs Johns Hopkins (May 04)
	6	Coyne, Tommy vs RUTGERS (Apr 27)
ASSISTS	5	Morrill, Jackson at Yale Bulldogs (Feb 23)
	4	Charalambides, Adam vs RUTGERS (Apr 27)
	4	Gallagher, Ryan vs RUTGERS (Apr 27)
SHOTS	16	Charalambides, Adam vs RUTGERS (Apr 27)
	11	Joey Epstein vs Johns Hopkins (May 04)
SHOTS ON GOAL	8	Joey Epstein vs Johns Hopkins (May 04)
	7	Coyne, Tommy vs RUTGERS (Apr 27)
SAVES	13	Edelmann, Max vs RUTGERS (May 02)
	13	Ryan Darby vs Johns Hopkins (Apr 21)
	13	Garn, Gunner at Michigan (Apr 13)
GROUND BALLS	22	Ierlan, TD at Yale Bulldogs (Feb 23)
	11	Gallagher, Kyle vs PENN (Mar 02)
CAUSED TURNOVER	8	DeCaprio, Nick at Michigan (Apr 13)
	5	Wallace, Fleet vs Cornell (Mar 08)
FACEOFFS WON	25	Ierlan, TD at Yale Bulldogs (Feb 23)
	16	Matt Nareweski vs Johns Hopkins (May 04)

2019 PENN STATE MEN'S LACROSSE

NCAA STATISTICAL RANKINGS

Penn St. - 2018-19 Men's Lacrosse Ranking Summary thru games 05/05/2019

Statistic	National Rank	Conference Rank	Value	National Leader	Value	Conference Leader	Value
Assists Per Game (73 ranked)	1	1	10.47	Penn St.	10.47	Penn St.	10.47
Caused Turnovers Per Game (73 ranked)	53	3	7.07	Boston U.	11.71	Michigan	9.46
Clearing Percentage (73 ranked)	32	5	0.845	Ohio St.	0.892	Ohio St.	0.892
Face-Off Winning Percentage (73 ranked)	19	2	0.582	Yale	0.769	Ohio St.	0.619
Ground Balls Per Game (73 ranked)	13	1	34.40	Virginia	41.94	Penn St.	34.40
Man-Down Defense (73 ranked)	61	6	0.580	Manhattan	0.833	Johns Hopkins	0.714
Man-Up Offense (73 ranked)	1	1	0.623	Penn St.	0.623	Penn St.	0.623
Opponent Clear Percentage (73 ranked)	26	1	0.823	Virginia	0.699	Penn St.	0.823
Points Per Game (73 ranked)	1	1	27.80	Penn St.	27.80	Penn St.	27.80
Saves Per Game (73 ranked)	39	3	11.93	St. Bonaventure	16.23	Rutgers	14.27
Scoring Defense (73 ranked)	21	1	10.27	Air Force	8.00	Penn St.	10.27
Scoring Margin (73 ranked)	1	1	7.07	Penn St.	7.07	Penn St.	7.07
Scoring Offense (73 ranked)	1	1	17.33	Penn St.	17.33	Penn St.	17.33
Shot Percentage (73 ranked)	1	1	0.426	Penn St.	0.426	Penn St.	0.426
Turnovers Per Game (73 ranked)	22	5	15.47	St. John's (NY)	13.86	Johns Hopkins	13.87
Winning Percentage (73 ranked)	1	1	0.933	Penn St.	0.933	Penn St.	0.933

Statistic	Player	National Rank	Conference Rank	Value	National Leader	Value	Conference Leader	Value
Assists Per Game (144 ranked)	Grant Ament	1	1	5.57	Grant Ament, Penn St.	5.57	Grant Ament, Penn St.	5.57
	Mac O'Keefe	103	12	1.13				
	Nick Spillane	103	12	1.13				
Caused Turnovers Per Game (74 ranked)					Joseph Cipoletti, Sacred Heart	3.31	Nick DeCaprio, Michigan	2.08
Face-Off Winning Pct (73 ranked)	Gerard Arceri	16	2	0.612	TD Ierlan, Yale	0.772	Justin Inacio, Ohio St.	0.637
Goals Per Game (150 ranked)	Mac O'Keefe	1	1	4.00	Mac O'Keefe, Penn St.	4.00	Mac O'Keefe, Penn St.	4.00
	Jack Kelly	38	7	2.50				
	Dylan Foulds	79	9	2.13				
	TJ Malone	96	10	1.93				
Goals-Against Average (69 ranked)	Colby Kneese	18	1	10.03	Braden Host, Air Force	7.75	Colby Kneese, Penn St.	10.03
Ground Balls Per Game (74 ranked)	Gerard Arceri	6	2	9.40	TD Ierlan, Yale	14.27	Justin Inacio, Ohio St.	9.75
Individual Man-up Goals (75 ranked)	Mac O'Keefe	2	1	10	Reid Bowering, Drexel	11	Mac O'Keefe, Penn St.	10
	Dylan Foulds	25	2	6				
	TJ Malone	25	2	6				
	Jack Kelly	75	7	4				
	Nick Spillane	75	7	4				
Points Per Game (150 ranked)	Grant Ament	1	1	7.21	Grant Ament, Penn St.	7.21	Grant Ament, Penn St.	7.21
	Mac O'Keefe	6	2	5.13				
	Jack Kelly	91	11	3.08				
	Dylan Foulds	117	16	2.80				
	Nick Spillane	126	17	2.73				
Save Percentage (69 ranked)	Colby Kneese	23	2	0.535	Sean Sconone, Massachusetts	0.615	Max Edelmann, Rutgers	0.558
Saves Per Game (73 ranked)	Colby Kneese	45	3	10.60	Max Edelmann, Rutgers	14.69	Max Edelmann, Rutgers	14.69
					Kyle Mullin, Harvard	14.69		
Shot Percentage (75 ranked)	TJ Malone	4	1	0.492	Chris Young, High Point	0.595	TJ Malone, Penn St.	0.492
	Jack Kelly	10	2	0.469				
	Dylan Foulds	15	3	0.457				
	Mac O'Keefe	20	5	0.448				
	Grant Ament	43	9	0.404				

ACTIVE NCAA CAREER RANKINGS - TOP 100

POINTS PER GAME

6th - Grant Ament, 4.78
9th - Mac O'Keefe, 3.98

ASSISTS PER GAME

3rd - Grant Ament, 3.16

SAVES PER GAME

15th - Colby Kneese, 10.49

GROUND BALLS PER GAME

2nd - Gerard Arceri, 8.84

POINTS

6th - Grant Ament, 215
17th - Mac O'Keefe, 179

ASSISTS

3rd - Grant Ament, 142
39th - Nick Spillane, 56

SAVES

14th - Colby Kneese, 472

GROUND BALLS

2nd - Gerard Arceri, 389

GOALS PER GAME

1st - Mac O'Keefe, 3.24

GOALS AGAINST AVERAGE

20th - Colby Kneese, 9.85

FACEOFF WIN PERCENTAGE

6th - Gerard Arceri, 0.635

GOALS

2nd - Mac O'Keefe, 146

FACEOFFS WON

2nd - Gerard Arceri, 629

FACEOFFS ATTEMPTED

4th - Gerard Arceri, 990

#BRICKSQUAD

2019 PENN STATE MEN'S LACROSSE

LAST TIME PENN STATE ...

Scored 20+ goals	20 vs. Johns Hopkins (W, 20-9) 4/21/19
Scored 15+ goals	18 vs. Johns Hopkins (W, 18-17 OT) 5/4/2019
Scored 10+ goals	14 vs. Rutgers (W, 14-13) 4/27/19
Tallied 12+ assists	12 vs. Johns Hopkins (W, 18-17 OT) 5/4/2019
Tallied 8+ assists	8 at Rutgers (W, 18-6) 5/2/2019
Registered 25+ points	30 vs. Johns Hopkins (W, 18-17 OT) 5/4/2019
Registered 15+ points	20 at Maryland (W, 13-10) 3/31/19
Won 20+ face-offs	22 at Michigan (W, 17-7) 4/13/19
Won 15+ face-offs	17 vs. Johns Hopkins (W, 18-17 OT) 5/4/2019
Took 60+ shots	75 vs. Robert Morris (L, 17-24) 2/20/10
Took 50+ shots	51 vs. Johns Hopkins (W, 20-9) 4/21/19
Scored 5+ man-up goals	5 at Rutgers (W, 18-6) 5/2/2019
Beat the #1 team in the USILA Coaches' Poll	March 26, 2016 vs. #1 Denver (W, 15-10)
Was ranked #1 in the USILA Coaches' Poll	May 5, 2019
Had a player score 7+ goals	TJ Malone (7) vs. Jacksonville (W, 24-11) 3/10/19
Had a player score 6+ goals	Mac O'Keefe (6) vs. Johns Hopkins (W, 18-17 OT) 5/4/2019
Had a player score 5+ goals	Mac O'Keefe (5) at Cleveland State (W, 15-11) 3/23/19
Had a player register 5+ assists	Grant Ament (7) vs. Rutgers (W, 14-13) 4/27/19
Had a player register 4+ assists	Grant Ament (4) vs. Johns Hopkins (W, 18-17 OT) 5/4/2019
Had a player register 3+ assists	Dylan Foulds (3) at Michigan (W, 17-7) 4/13/19
Had a player total 10+ points	Grant Ament (10) vs. Jacksonville (W, 24-11) 3/10/19
Had a player total 9+ points	Grant Ament (9) vs. Cornell (W, 19-13) 3/8/19
Had a player total 8+ points	Mac O'Keefe (8) vs. Johns Hopkins (W, 18-17 OT) 5/4/2019
Had a goalie register a goal	Drew Adams (1 vs. Bucknell, 4/15/2008)
Had a goalie register an assists	Mike Stoltz (1 vs. Rutgers, 4/24/2004)
Last time Penn State had 3-plus 50-plus point scorers:	2017 (3 - Ament: 60, Aponte: 57, O'Keefe: 56)
Last time Penn State had 5-plus 30-plus point scorers:	2019 (6 - Ament: 101, O'Keefe: 77, Foulds: 42, Spillane: 41, Kelly: 37, Malone: 35)
Last time Penn State had a 50-goal scorer:	2019 (Mac O'Keefe: 60)
Last time Penn State had 2-plus 40-goal scorers:	2013 (2 - Sanders: 44, Forester: 41)
Last time Penn State had 4-plus 20-goal scorers:	2019 (6 - O'Keefe: 60, Foulds: 32, Kelly: 30, Malone: 29, Spilane: 24, Ament: 24)
Last time Penn State had 6-plus 15-plus goal scorers:	2019 (6 - O'Keefe: 60, Foulds: 32, Kelly: 30, Malone: 29, Spilane: 24, Ament: 24)

2019 FAST FACTS

Fastest Penn State goal to start a game	:27 by Nick Spillane vs. Cornell (March 8)
Fastest Penn State goal to start the second half	:47 by Mac O'Keefe vs. Cornell (March 8)
Fastest time between Penn State goals	:07 by Grant Ament and Gerard Arceri vs. Johns Hopkins (April 21)
Fastest time between opponent goals	:23 by Dan Taddeo and Matt Schmidt of Robert Morris (Feb. 9)
Largest Penn State lead	21 goals (25-4) vs. Robert Morris (Feb. 9)
Largest opponent lead	5 goals (13-8) by Yale (Feb. 23)
Largest comeback in a win	3 goals (11-8) vs. Johns Hopkins (May 4)
Largest lead surrendered in a loss	N/A
Most Penn State goals scored in a quarter	12 (2nd Q) vs. Robert Morris (Feb. 9)
Fewest opponent goals allowed in a quarter	0 (1st and 2nd Q) by Stony Brook (Feb. 16)
Fewest Penn State goals scored in a quarter	0, 2x: Last, (2nd Q) at Rutgers (May 2)
Most opponent goals allowed in a quarter	6 (1st Q) by Johns Hopkins (May 4)
Most consecutive Penn State goals	15 vs. Stony Brook (Feb. 16)
Most consecutive opponent goals	6 by Maryland (March 31)
Longest Penn State scoring drought	27:57 (00:01 1Q - 02:04 3Q), at Yale (Feb. 23)
Longest opponent scoring drought	42:32 (15:00 1Q-2:28 3Q) Stony Brook (Feb. 16)
Most consecutive goals to start a game	15 vs. Stony Brook (Feb. 16)
Most consecutive goals surrendered to start a game	2 by Penn and Jacksonville (March 2 and March 10)

PENN STATE RECORD WHEN...

Home	6-0
Away	4-1
Neutral	4-0
Artificial Turf	14-1
Natural Grass	0-0
Daytime	9-1
Evening	5-0
Overtime	1-0
Weekday	2-0
Weekend	12-1
Against top-16-20 teams	3-0
Against top-11-15 teams	1-0
Against top-1-10 teams	3-1
Against unranked teams	6-0
Tied after one quarter	1-1
Leading after one quarter	11-0
Trailing after one quarter	2-0
Tied at halftime	1-0
Leading at halftime	12-0
Trailing at halftime	1-1
Tied after three quarters	1-0
Leading after three quarters	13-0
Trailing after three quarters	0-1
Scoring first	11-1
Opponent scores first	3-0
Scoring 10+ goals	14-1
Scores fewer than 10 goals	0-0
Allowing 10+ goals	8-1
Allowing fewer than 10 goals	6-0
More ground balls	12-0
Fewer ground balls	2-1
Ground balls equal	0-0
Winning more faceoffs	12-0
Opp. wins more faceoffs	2-1
Faceoffs equal	0-0
Scored one man-up goal	2-0
Allowed one man-up goal	6-0
Scored 2+ man-up goals	9-1
Allowed 2+ man-up goals	4-0
Had more penalty minutes	9-1
Had fewer penalty minutes	4-0
Penalty minutes were equal	1-0

2019 PENN STATE MEN'S LACROSSE

ALL-TIME SINGLE-GAME/SEASON RECORDS

INDIVIDUAL SINGLE-GAME RECORDS

GOALS

1.	10	Rich Russo	4/30/1983	Montclair State
2.	9	Bill Hess	6/24/1957	Penn
		Jim Trenz	5/9/1972	Bucknell
4.	8	Mac O'Keefe	2/25/2017	Villanova
		Bob Hamel	4/30/1954	Hobart
		John Behne	4/4/1959	Loyola
		Tom Hayes	4/28/1962	Rutgers
		Glenn Thiel	5/11/1966	Lehigh
		Jim Trenz	4/19/1972	Loyola
		Jim Trenz	4/29/1972	Rutgers
8.	7	Steve Schraeder	5/16/1961	Gettysburg
		Mac O'Keefe	2/4/2017	Robert Morris
		Mac O'Keefe	2/16/2019	Stony Brook
		TJ Malone	3/10/2019	Jacksonville

ASSISTS

1.	9	Gary Martin	5/2/1983	Bucknell
		Grant Ament	3/8/2019	Cornell
3.	8	John Meisel	5/6/1964	Lehigh
		Ken Edwards	4/6/1968	Franklin & Marshall
		Grant Ament	3/10/2019	Jacksonville
6.	7	Bill Hess	4/20/1957	Adelphi
		Ken Edwards	5/18/1968	Delaware
		Bob Schoefflin	4/16/1969	Franklin & Marshall
		Karl Hurtzig	5/12/1973	Lafayette
		Gary Martin	4/28/1982	Loyola
		Gary Martin	4/30/1983	Montclair State
		Grant Ament	2/2/2019	Villanova
		Grant Ament	2/23/2019	Yale
		Grant Ament	4/13/2019	Michigan
		Grant Ament	4/27/2019	Rutgers

POINTS

1.	14	Gary Martin	5/2/1983	Bucknell
2.	13	Bill Hess	4/20/1957	Adelphi
		Ken Edwards	5/18/1968	Delaware
		Jim Trenz	5/9/1972	Bucknell
5.	12	Bob Hamel	4/30/1954	Hobart
		Gary Martin	4/21/1982	Drexel
		Gary Martin	4/28/1982	Loyola
8.	11	Ken Edwards	5/18/1968	Delaware
		Bob Schoefflin	4/16/1969	Franklin & Marshall
		Jim Trenz	5/11/1971	Bucknell

SAVES

1.	40	Jim Houck	4/13/1957	Navy
2.	34	Joe Guterding	4/10/1982	Hofstra
3.	30	John Divine	4/20/1977	Delaware
4.	29	Dave Wilkinson	5/16/1959	Rutgers
		Rich Caravella	5/7/1976	Penn
		Tom Florence	3/30/1983	UMBC
7.	28	Phil Benneditti	4/14/1951	Navy
8.	27	J.J. Pearl	3/17/1990	Villanova
		E.G. Rall	5/4/1985	C.W. Post
		Joe Guterding	4/10/1982	Hofstra

INDIVIDUAL SINGLE-SEASON RECORDS

GOALS

1.	60*	Mac O'Keefe	2019
2.	51	Mac O'Keefe	2017
3.	49	Bill Hess	1957
4.	48	Erik Merkel	1995
		Will Driscoll	2002
6.	44	TJ Sanders	2013
7.	42	Jim Trenz	1972
		Gary Martin	1982
9.	41	Bill Hess	1956
		Ted Peddy	1990
		Jack Forster	2013
11.	40	Scot McKeon	1987

ASSISTS

1.	78*	Grant Ament	2019
2.	44	Gary Martin	1982
		Jeff Connor	1988
4.	42	John Meisel	1962
5.	40	Gary Martin	1981
		Gary Martin	1983
		Jeff Connor	1987
8.	38	John Hollerbach	1989
9.	36	Ken Edwards	1968
10.	35	Bob Schoefflin	1969
11.	34	Grant Ament	2016

POINTS

1.	101	Grant Ament*	23g, 78a	2019
2.	86	Gary Martin	42g, 44a	1982
3.	77	Mac O'Keefe*	60g, 17a	2019
4.	70	Tim Trenz	42g, 28a	1972
5.	69	Bill Hess	49g, 20a	1957
6.	62	Bill Hess	41g, 21a	1956
7.	61	Erik Merkel	48g, 13a	1995
8.	60	John Hollerbach	22g, 38a	1989
		Grant Ament	30g, 30a	2017
10.	59	Ken Edwards	23g, 36a	1968
11.	58	Jeff Connor	14g, 44a	1988
12.	57	Gary Martin	17g, 40a	1983
		Jack Forster	41g, 16a	2013
		Nick Aponte	24g, 33a	2017
15.	56	Greg Jackson	34g, 22a	1995
		Mac O'Keefe	51g, 5a	2017

Bold denotes current student-athlete. *- Indicates Active

2019 PENN STATE MEN'S LACROSSE

CAREER SCORING & ALL-TIME GOALKEEPER RECORDS

CAREER SCORING RECORDS

GOALS

1.	146	Mac O'Keefe	2017-pres.
2.	127	Will Driscoll	1999-2002
3.	119	TJ Sanders	2014-16
4.	104	Greg Jackson	1994-97
		Jack Forster	2008-13
6.	102	Ted Peddy	1988-91
7.	101	Nate Whitaker	2002-06
		Matthew Mackrides	2009-12
9.	97	Jim Laverty	1988-91
		Shane Sturgis	2011-14
11.	96	Gary Alex	1974-77
		Gary Martin	1981-84

ASSISTS

1.	156	Gary Martin	1981-84
2.	142	Grant Ament	2016-pres.
3.	102	Keith McGuire	1974-77
4.	87	Jeff Connor	1984, 87-88
5.	82	John Hollerbach	1986-89
6.	80	Karl Hurtzig	1973-76
7.	77	Greg Jackson	1994-97
8.	74	John Meisel	1962-64
9.	68	Nick Aponte	2014-17
10.	67	Chris Lehman	1990-93
11.	64	Luke Oglesby	2000-03
12.	61	Shane Sturgis	2011-14

POINTS

1.	252	Gary Martin	96g, 156a	1981-84
2.	215	Grant Ament	73g, 141a	2016-pres.
3.	181	Greg Jackson	104g, 77a	1994-97
4.	176	John Hollerbach	94g, 82a	1986-89
5.	171	Mac O'Keefe	140g, 31a	2017-pres.
6.	158	Shane Sturgis	97g, 61a	2011-14
7.	156	Will Driscoll	127g, 29a	1999-2002
8.	154	Keith McGuire	52g, 102a	1974-77
9.	153	TJ Sanders	119g, 34a	2014-16
10.	148	Jack Forster	104g, 44a	2008-13

MISCELLANEOUS CAREER RECORDS

GROUND BALLS

1.	440	Chris Marcus	1990-93
2.	389	Gerard Arceri	2017-Pres.
3.	347	Bill Schoonmaker	1982-86
4.	336	Chris Dent	1985-88
5.	305	Greg Gurenlian	2003-06
6.	292	Scott Bailor	1989-92
7.	368	Tim Conway	1986-89
8.	259	Bill Turri	1979-82
9.	258	Mike Busza	1992-95
10.	236	Rob Bateman	2001-03
11.	226	Danny Henneghan	2010-13

GOALKEEPER RECORDS

SEASON SAVES

1.	264	Jim Houck	1957
2.	237	Rich Caravella	1975
3.	235	Burt Houseworth	1958
4.	212	Drew Adams	2009
5.	210	Jim McGoune	1967
6.	205	J.J. Pearl	1992
7.	194	Vin Tedesco	1963
		Joe Guterding	1981
		Austin Kaut	2013
10.	193	Don Bell	1995
		Chip Robertson	1987

SEASON SAVE PERCENTAGE

		GA	Saves	Year	
1.	.752	Joe Guterding	64	194	1981
2.	.718	Rich Caravella	93	237	1975
3.	.674	Rich Caravella	73	151	1976
4.	.668	Joe Guterding	95	191	1982
5.	.652	Drew Adams	113	212	2009
6.	.637	J.J. Pearl	117	205	1992
7.	.635	J.J. Pearl	108	188	1990
8.	.635	Austin Kaut	110	191	2011
9.	.631	E.G. Rall	107	183	1985
10.	.630	Chris Garrity	52	90	2000

CAREER SAVES

1.	694	Drew Adams	2006-09
2.	686	Austin Kaut	2011-14
3.	571	Joe Guterding	1979-82
4.	564	Kevin Keenan	1996-99
5.	557	J.J. Pearl	1989-92
6.	530	Vin Tedesco	1962-64
7.	510	Rich Caravella	1972-73, 75-76
8.	471	Colby Kneese	2017-Pres
9.	444	Chris Garrity	2000-03
10.	425	E.G. Rall	1983-86
11.	363	Jim McGoune	1967-69

FACEOFF PERCENTAGE *

	W-Att.	Years		
1.	.652	Chris Marcus	395-606	1990-93
2.	.636	Gerard Arceri	623-969	2017-Pres.
2.	.630	Dave O'Donnell	400-633	1993-96
3.	.580	Greg Gurenlian	508-875	2003-06
4.	.580	Bill Schoonmaker	352-601	1982-85
5.	.540	Kevin Haggerty	350-647	1998-2001
6.	.537	Danny Henneghan	510-949	2010-13
7.	.520	Scott Bailor	279-534	1989-92

* Minimum 500 attempts

FACEOFF WINS

	Years		
1.	630	Gerard Arceri	2017-Pres.
2.	510	Danny Henneghan	2010-13
3.	508	Greg Gurenlian	2003-06
4.	400	Dave O'Donnell	1993-96
5.	395	Chris Marcus	1990-93
6.	352	Bill Schoonmaker	1982-85
7.	350	Kevin Haggerty	1998-2001
8.	281	Drake Kreinz	2014-2017
9.	279	Scott Bailor	1989-92
10.	271	Tim Conway	1986-89

2019 PENN STATE MEN'S LACROSSE

NCAA TOURNAMENT RECORDS

ALL-TIME IN THE NCAA TOURNAMENT

Overall: 0-4 (.000) • Home 0-2 (.000) • Away 0-2 (.000)

2003

at Towson L 6-11
Nate Whitaker (2-0-2), Will Jones (2-0-2),
John Eremis (2-0-2)

2005

at Maryland L 10-14
Patrick Heim (3-1-4), Max Van Arsdale (2-0-2),
Nate Whitaker (1-1-2)

2013

YALE L 7-10
TJ Sanders (2-0-2), four players (1-0-1)

2017

TOWSON L 8-12
Grant Ament (3-1-4), Mac O'Keefe (3-0-3), Nick
Aponete (2-0-2)

POINTS

Points in a game, individual

4 Patrick Heim vs. Maryland 5/14/2005
Grant Ament vs. Towson 5/13/2017
3 Mac O'Keefe vs. Towson 5/13/2017
2 Nine players 5/13/2017
(last: Nick Aponete vs. Towson)

Points in a game, team

16 vs. Maryland 5/14/2005

Points in a tournament, individual

4 Two players (1 game) 2005, 2017
3 Mac O'Keefe (1 game) 2017
2 Nine players (1 game) 2003, 2005, 2013

Points in a tournament, team

16 1 game 2005

GOALS

Goals in a game, individual

3 Patrick Heim vs. Maryland 5/14/2005
Grant Ament vs. Towson 5/13/2017
Mac O'Keefe vs. Towson 5/13/2017
2 Five times (last, N. Aponete) 5/13/2017

Goals in a game, team

10 vs. Maryland 2005

Goals in a tournament, individual

3 Patrick Heim (1 game) 2005
Grant Ament (1 game) 2017
Mac O'Keefe (1 game) 2017
2 Five times (last: N. Aponete) 2017

Goals in a tournament, team

10 1 game 2005

ASSISTS

Assists in a game, individual

2 Brian Boyle vs. Maryland 5/14/2005
Matt Radecic vs. Maryland 5/14/2005

Assists in a game, team

6 vs. Maryland 5/14/2005

Assists in a tournament, individual

2 Brian Boyle (1 game) 2005
Matt Radecic (1 game) 2005

Assists in a tournament, team

6 1 game 2005

SHOTS

Most shots in a game, individual

9 TJ Sanders vs. Yale 5/11/2013
7 Shane Sturgis vs. Yale 5/11/2013

Most shots in a game, team

36 vs. Maryland 5/14/2005
vs. Yale 5/11/2013

Most shots in a tournament, individual

9 TJ Sanders (1 game) 2013
7 Shane Sturgis (1 game) 2013

Most shots in a tournament, team

36 1 game 2005
1 game 2013

GROUND BALLS

Most ground balls in a game, individual

7 Greg Gurenlian vs. Maryland 5/14/2005
Danny Henneghan vs. Yale 5/11/2013

Most ground balls in a game, team

35 vs. Towson 5/10/2003

Most ground balls in tournament, individual

7 Greg Gurenlian (1 game) 2005
Danny Henneghan (1 game) 2013

Most ground balls in tournament, team

35 1 game 2003

CAUSED TURNOVERS

Most caused turnovers in a game, individual

3 Tyler Travis vs. Yale 5/11/2013
Jack Donnelly vs. Yale 5/11/2013

Most caused turnovers in a game, team

12 vs. Yale 5/11/2013

Most caused turnovers in a tournament, individual

3 Tyler Travis (1 game) 2013
Jack Donnelly (1 game) 2013

Most caused turnovers in a tournament, team

12 1 game 2013

SAVES

Most saves in a game, individual

16 Chris Garrity vs. Towson 5/10/2003
Colby Kneese vs. Towson 5/13/2017

Most saves in a game, team

16 vs. Towson 5/10/2003
vs. Towson 5/13/2017

Most saves in a tournament, individual

16 Chris Garrity (1 game) 2003
Colby Kneese (1 game) 2017

Most saves in a tournament, team

16 1 game 2003, 2017

FACEOFF WINS

Most faceoff wins in a game, individual

14 Greg Gurenlian vs. Maryland 5/14/2005

Most faceoff wins in a game, team

14 vs. Maryland 5/14/2005

Most faceoff wns in a tournament, individual

14 Greg Gurenlian (1 game) 2005

Most faceoff wins in a tournament, team

14 1 game 2005

FACEOFF ATTEMPTS

Most faceoff attempts in a game, individual

27 Greg Gurenlian vs. Maryland 5/14/2005

Most faceoff attempts in a game, team

27 vs. Maryland 5/14/2005

Most faceoff wns in a tournament, individual

27 Greg Gurenlian (1 game) 2005

Most faceoff wins in a tournament, team

27 1 game 2005

GOALS ALLOWED

Most goals allowed in a game, individual

14 Chris Courteau vs. Maryland 5/14/2005

Most goals allowed in a game, team

14 vs. Maryland 5/14/2005

Most goals allowed in a tournament, individual

14 Chris Courteau (1 game) 2005

Most goals allowed in a tournament, team

14 1 game 2005

Fewest goals allowed in a game, individual

10 Austin Kaut vs. Yale 5/11/2013
*minimum 60 minutes

Fewest goals allowed in a game, team

10 vs. Yale 5/11/2013

Fewest goals allowed in a tournament, individual

10 Austin Kaut (1 game) 2013

Fewest goals allowed in a tournament, team

10 1 game 2013

EXTRA-MAN GOALS

Most extra-man goals in a game, individual

1 Five times 5/13/2017
(last: Nick Aponete vs. Towson)

Most extra-man goals in a game, team

2 vs. Yale 5/11/2013

Most extra-man goals in a tournament, individual

1 Five players, 1 game 2003, 2005, 2013, 2017

Most extra-man goals in a tournament, team

2 1 game 2013

EXTRA-MAN OPPORTUNITIES

Most EMO opportunities in a game, team

4 vs. Towson 5/10/2003
vs. Maryland 5/14/2005

Most EMO opportunities in a tournament, team

4 1 game 2003
1 game 2005

Best EMO percentage in a tournament, team

1-2 (.500) 2017

PLAYER BIOS

GRANT AMENT #1

REDSHIRT JUNIOR | ATTACK | 5-9 | 165
DOYLESTOWN, PA | THE HAVERFORD SCHOOL

GAME-BY-GAME STATS

Table with columns: GAME, G, A, Pts, Sh, Up, GB, TO, CT. Rows include Villanova, Robert Morris, Stony Brook, Yale, Penn, Cornell, Jacksonville, Cleveland State, Maryland, Ohio State, Michigan, Johns Hopkins, Rutgers, Rutgers, vs. Johns Hopkins.

SEASON HIGHS

Points 10 2x, last vs. Jacksonville (3/10/19)
Goals 4 2x last at Rutgers (5/2/19)
Assist 9 vs. Cornell (3/8/19)
Shots 7 2x, last at Rutgers (5/2/19)
Ground Balls 2 5x, last at Rutgers (5/2/19)
Caused Turnovers

CAREER HIGHS

Points 10 2x, last vs. Jacksonville (3/10/19)
Goals 6 vs. Cornell (2/18/17)
Assist 9 vs. Cornell (3/8/19)
Shots 11 vs. Cornell (2/18/17)
Ground Balls 4 2x; last vs. Ohio State (4/2/17)
Caused Turnovers 2 vs. Michigan (4/30/17)

CAREER STATS

Table with columns: Year, GP-GS, G, A, Pts, Sh, Pct., GB, TO, CT, Pen. Rows for 2016, 2017, 2018, 2019, and Total.

GERARD ARCERI #40

JUNIOR | MIDFIELD | 6-0 | 188
ST. JAMES, N.Y. | SMITHTOWN EAST

GAME-BY-GAME STATS

Table with columns: GAME, G, A, Pts, Sh, Up, GB, TO, CT. Rows include Villanova, Robert Morris, Stony Brook, Yale, Penn, Cornell, Jacksonville, Cleveland State, Maryland, Ohio State, Michigan, Johns Hopkins, Rutgers, Rutgers, vs. Johns Hopkins.

SEASON HIGHS

Points 1 6x, last vs. Johns Hopkins (4/21/19)
Goals 1 5x, last vs. Johns Hopkins (4/21/19)
Assist 1 vs. Cornell (3/8/19)
Shots 3 vs. Villanova (2/2/19)
Ground Balls 21 at Michigan (4/13/19)
Caused Turnovers 1 at Yale (2/23/19)
Faceoff Wins 25 vs. Cornell (3/8/19)

CAREER HIGHS

Points 3 vs. Stony Brook (2/17/18)
Goals 2 vs. Stony Brook (2/17/18)
Assist 1 2x, last vs. Cornell (3/8/19)
Shots 3 vs. Villanova (2/2/19)
Ground Balls 21 at Michigan (4/13/19)
Caused Turnovers 1 at Yale (2/23/19)
Faceoff Wins 25 vs. Cornell (3/8/19)

CAREER STATS

Table with columns: Year, GP-GS, G, A, Pts, Sh, Pct., GB, TO, CT, Pen. Rows for 2017, 2018, 2019, and Total.

MIKE ARONOW #17

REDSHIRT SENIOR | DEFENSE | 5-11 | 180
HOLBROOK, N.Y. | SACHEM NORTH

GAME-BY-GAME STATS

Table with columns: GAME, G, A, Pts, Sh, Up, GB, TO, CT. Rows include Villanova, Robert Morris, Stony Brook, Yale, Penn, Cornell, Jacksonville, Cleveland State, Maryland, Ohio State, Michigan, Johns Hopkins, Rutgers, Rutgers, vs. Johns Hopkins.

SEASON HIGHS

Points -
Goals -
Assist -
Shots -
Ground Balls 3 vs. Johns Hopkins (5/4/19)
Caused Turnovers 2 vs. Rutgers (4/27/19)

CAREER HIGHS

Points 1 3x; vs. Robert Morris (2/24/18)
Goals 1 at Maryland (4/4/15)
Assist 1 2x; last vs. Robert Morris (2/24/18)
Shots 1 3x; last at Michigan (4/28/18)
Ground Balls 5 vs. Michigan (4/28/18)
Caused Turnovers 3 2x; last vs. Michigan (4/28/18)

CAREER STATS

Table with columns: Year, GP-GS, G, A, Pts, Sh, Pct., GB, TO, CT, Pen. Rows for 2015, 2016, 2017, 2018, 2019, and Total.

TOMMY BAKER #29

FRESHMAN | DEFENSE | 6-1 | 175
SYRACUSE, N.Y. | WEST GENESEE

GAME-BY-GAME STATS

Table with columns: GAME, G, A, Pts, Sh, Up, GB, TO, CT. Rows include Villanova, Robert Morris, Stony Brook, Yale, Penn, Cornell, Jacksonville, Cleveland State, Maryland, Ohio State, Michigan, Johns Hopkins, Rutgers, Rutgers, vs. Johns Hopkins.

SEASON HIGHS

Points -
Goals -
Assist -
Shots -
Ground Balls -
Caused Turnovers -

CAREER HIGHS

Points -
Goals -
Assist -
Shots -
Ground Balls -
Caused Turnovers -

CAREER STATS

Table with columns: Year, GP-GS, G, A, Pts, Sh, Pct., GB, TO, CT, Pen. Rows for 2019 and Total.

CJ BATTAGLIA #35

FRESHMAN | DEFENSE | 5-10 | 160
WEBSTER, N.Y. | WEST THOMAS

GAME-BY-GAME STATS

Table with columns: GAME, G, A, Pts, Sh, Up, GB, TO, CT. Rows include Villanova, Robert Morris, Stony Brook, Yale, Penn, Cornell, Jacksonville, Cleveland State, Maryland, Ohio State, Michigan, Johns Hopkins, Rutgers, Rutgers, vs. Johns Hopkins.

SEASON HIGHS

Points -
Goals -
Assist -
Shots -
Ground Balls -
Caused Turnovers -

CAREER HIGHS

Points -
Goals -
Assist -
Shots -
Ground Balls -
Caused Turnovers -

CAREER STATS

Table with columns: Year, GP-GS, G, A, Pts, Sh, Pct., GB, TO, CT, Pen. Rows for 2019 and Total.

ROBBY BLACK #15

SENIOR | MIDFIELD | 6-4 | 190
LUTHERVILLE, MD. | MCDONOUGH SCHOOL

GAME-BY-GAME STATS

Table with columns: GAME, G, A, Pts, Sh, Up, GB, TO, CT. Rows include Villanova, Robert Morris, Stony Brook, Yale, Penn, Cornell, Jacksonville, Cleveland State, Maryland, Ohio State, Michigan, Johns Hopkins, Rutgers, Rutgers, vs. Johns Hopkins.

SEASON HIGHS

Points 1 vs. Rutgers (5/2/19)
Goals 1
Assist -
Shots 1 2x, vs. Rutgers (5/2/19)
Ground Balls 2 2x; last vs. Rutgers (5/2/19)
Caused Turnovers 1 4x; last vs. Rutgers (5/2/19)

CAREER HIGHS

Points 2 2x; last vs. Michigan (4/28/18)
Goals 1 7x; last vs. Rutgers (5/2/19)
Assist 2 vs. Michigan (4/28/18)
Shots 5 vs. Cleveland State (3/24/18)
Ground Balls 3 at Furman (3/8/16)
Caused Turnovers 2 vs. Robert Morris (2/24/18)

CAREER STATS

Table with columns: Year, GP-GS, G, A, Pts, Sh, Pct., GB, TO, CT, Pen. Rows for 2016, 2017, 2018, 2019, and Total.

PLAYER BIOS

DAN REAUME #26

REDSHIRT FRESHMAN | MIDFIELD | 6-0 | 180
BEVERLY HILLS, MICH. | BROTHER RICE

GAME-BY-GAME STATS

Table with columns: GAME, G, A, Pts, Sh, Up, GB, TO, CT. Rows include Villanova, Robert Morris, Stony Brook, Yale, Penn, Cornell, Jacksonville, Cleveland State, Maryland, Ohio State, Michigan, Johns Hopkins, Rutgers, vs. Johns Hopkins.

SEASON HIGHS

Points2 4x, last at Michigan (4/13/19)
Goals2 vs Cornell (3/8/19)
Assist1 3x; last at Michigan (4/13/19)
Shots4 2x, last at Stony Brook (2/16/19)
Ground Balls2 vs. Cornell (3/8/19)
Caused Turnovers1 2x; last vs. Rutgers (4/27/19)

CAREER HIGHS

Points2 3x, last at Maryland (3/31/19)
Goals2 vs Cornell (3/8/19)
Assist1 3x; last at Michigan (4/13/19)
Shots4 2x, last at Stony Brook (2/16/19)
Ground Balls2 vs. Cornell (3/8/19)
Caused Turnovers1 2x; last vs. Rutgers (4/27/19)

CAREER STATS

Table with columns: Year, GP-GS, G, A, Pts, Sh, Pct., GB, TO, CT, Pen. Rows for 2019 and Total.

CHRIS SABIA #16

SENIOR | DEFENSE | 6-2 | 185
HARLEYSVILLE, PA. | THE HAVERFORD SCHOOL

GAME-BY-GAME STATS

Table with columns: GAME, G, A, Pts, Sh, Up, GB, TO, CT. Rows include Villanova, Robert Morris, Stony Brook, Yale, Penn, Cornell, Jacksonville, Cleveland State, Maryland, Ohio State, Michigan, Johns Hopkins, Rutgers, vs. Johns Hopkins.

SEASON HIGHS

Points1 2x; last vs. Johns Hopkins (4/21/19)
Goals1 2x; last vs. Johns Hopkins (4/21/19)
Assist - -
Shots2 vs. Johns Hopkins (4/21/19)
Ground Balls6 vs. Penn (3/2/19)
Caused Turnovers3 2x; last at Yale (2/23/19)

CAREER HIGHS

Points1 6x; last vs. Johns Hopkins (4/21/19)
Goals1 6x; last vs. Johns Hopkins (4/21/19)
Assist - -
Shots2 3x; last vs. Johns Hopkins (4/21/19)
Ground Balls6 vs. Penn (3/2/19)
Caused Turnovers3 2x; last at Yale (2/23/19)

CAREER STATS

Table with columns: Year, GP-GS, G, A, Pts, Sh, Pct., GB, TO, CT, Pen. Rows for 2016, 2017, 2018, 2019, and Total.

MITCH SCHAEFER #9

JUNIOR | MIDFIELD | 5-11 | 160
CANANDAIGUA, NY. | CANANDAIGUA ACADEMY

GAME-BY-GAME STATS

Table with columns: GAME, G, A, Pts, Sh, Up, GB, TO, CT. Rows include Villanova, Robert Morris, Stony Brook, Yale, Penn, Cornell, Jacksonville, Cleveland State, Maryland, Ohio State, Michigan, Johns Hopkins, Rutgers, vs. Johns Hopkins.

SEASON HIGHS

Points - -
Goals - -
Assist - -
Shots - -
Ground Balls - -
Caused Turnovers - -

CAREER HIGHS

Points - -
Goals - -
Assist - -
Shots - -
Ground Balls1 2x, last at Fairfield (3/17/18)
Caused Turnovers1 vs. Furman (3/6/18)

CAREER STATS

Table with columns: Year, GP-GS, G, A, Pts, Sh, Pct., GB, TO, CT, Pen. Rows for 2017, 2018, 2019, and Total.

TREVOR COLLINS #41

SENIOR | GOALKEEPER | 6-1 | 175
MARSHFIELD MASS. | MARSHFIELD

GAME-BY-GAME STATS

Table with columns: GAME, G, A, Pts, Sh, Up, GB, TO, CT. Rows include Villanova, Robert Morris, Stony Brook, Yale, Penn, Cornell, Jacksonville, Cleveland State, Maryland, Ohio State, Michigan, Johns Hopkins, Rutgers, vs. Johns Hopkins.

SEASON HIGHS

Points - -
Goals - -
Assist - -
Shots - -
Ground Balls1 3x, last at Rutgers (5/2/19)
Caused Turnovers - -

CAREER HIGHS

Fewest GA - -
GAA - -
Saves4 2x, last at Fairfield (3/17/18)
Save Percentage1.000 vs. Robert Morris (2/6/16)
Ground Balls2 vs. Cleveland State (3/24/18)
Caused Turnovers - -

CAREER STATS

Table with columns: Year, GP-GS, MIN, GA, GAA, SV, SV%, W-L, SF. Rows for 2016, 2017, 2018, 2019, and Total.

MIKE SHINSKE #8

SOPHOMORE | MIDFIELD | 5-11 | 185
MEDFORD, N.J. | SHAWNEE

GAME-BY-GAME STATS

Table with columns: GAME, G, A, Pts, Sh, Up, GB, TO, CT. Rows include Villanova, Robert Morris, Stony Brook, Yale, Penn, Cornell, Jacksonville, Cleveland State, Maryland, Ohio State, Michigan, Johns Hopkins, Rutgers, vs. Johns Hopkins.

SEASON HIGHS

Points - -
Goals - -
Assist - -
Shots - -
Ground Balls - -
Caused Turnovers - -

CAREER HIGHS

Points - -
Goals - -
Assist - -
Shots - -
Ground Balls1 2x, last vs. CSU (3/24/18)
Caused Turnovers1 vs. CSU (3/24/18)

CAREER STATS

Table with columns: Year, GP-GS, G, A, Pts, Sh, Pct., GB, TO, CT, Pen. Rows for 2018, 2019, and Total.

JOEY SORAN #18

SOPHOMORE | DEFENSE | 6-4 | 220
AURORA, COLO. | REGIS JESUIT

GAME-BY-GAME STATS

Table with columns: GAME, G, A, Pts, Sh, Up, GB, TO, CT. Rows include Villanova, Robert Morris, Stony Brook, Yale, Penn, Cornell, Jacksonville, Cleveland State, Maryland, Ohio State, Michigan, Johns Hopkins, Rutgers, vs. Johns Hopkins.

SEASON HIGHS

Points - -
Goals - -
Assist - -
Shots - -
Ground Balls - -
Caused Turnovers - -

CAREER HIGHS

Points - -
Goals - -
Assist - -
Shots - -
Ground Balls - -
Caused Turnovers - -

CAREER STATS

Table with columns: Year, GP-GS, G, A, Pts, Sh, Pct., GB, TO, CT, Pen. Rows for 2018, 2019, and Total.

PLAYER BIOS

JOE WHITE

#42

FRESHMAN | ATTACK | 6-0 | 180
RICHMOND, VA. | COLLEGIATE SCHOOL

GAME-BY-GAME STATS

GAME	G	A	Pts	Sh	Up	GB	TO	CT
VILLANOVA	0	1	1	0	0	0	0	0
ROBERT MORRIS	0	0	0	1	0	0	2	0
Stony Brook	0	0	0	0	0	1	2	0
Yale	DNP	-	-	-	-	-	-	-
PENN	DNP	-	-	-	-	-	-	-
Cornell	DNP	-	-	-	-	-	-	-
Jacksonville	0	1	1	2	0	1	0	0
Cleveland State	1	0	1	1	0	1	0	0
Maryland	DNP	-	-	-	-	-	-	-
OHIO STATE	DNP	-	-	-	-	-	-	-
Michigan	1	0	1	1	0	0	0	0
JOHNS HOPKINS	0	0	0	0	0	0	0	0
RUTGERS	DNP	-	-	-	-	-	-	-
Rutgers	0	0	0	0	0	0	0	0
vs. Johns Hopkins	DNP	-	-	-	-	-	-	-

SEASON HIGHS

Points 1 4x; last at Michigan (4/13/19)
 Goals 1 2x; last at Michigan (4/13/19)
 Assist 1 2x, last vs. Jacksonville (3/10/19)
 Shots 2 vs. Jacksonville (3/10/19)
 Ground Balls 1 3x, last at Cleveland State (3/23/19)
 Caused Turnovers -

CAREER HIGHS

Points 1 4x; last at Michigan (4/13/19)
 Goals 1 2x; last at Michigan (4/13/19)
 Assist 1 2x, last vs. Jacksonville (3/10/19)
 Shots 2 vs. Jacksonville (3/10/19)
 Ground Balls 1 3x, last at Cleveland State (3/23/19)
 Caused Turnovers -

CAREER STATS

Year	GP-GS	G	A	Pts	Sh	Pct.	GB	TO	CT	Pen
2019	8-0	2	2	4	5	.400	3	4	0	0-0:00
Total	8-0	2	2	4	5	.400	3	4	0	0-0:00

COLE WILLARD

#28

SOPHOMORE | ATTACK/MIDFIELD | 5-11 | 165
CAZENOVIA, NY. | CAZENOVIA HS

GAME-BY-GAME STATS

GAME	G	A	Pts	Sh	Up	GB	TO	CT
VILLANOVA	1	0	1	1	0	0	0	0
ROBERT MORRIS	0	0	0	0	0	2	1	0
Stony Brook	0	0	0	1	0	1	0	1
Yale	0	0	0	0	0	1	0	0
PENN	1	0	1	2	0	1	2	0
Cornell	0	0	0	0	0	1	1	0
Jacksonville	DNP	-	-	-	-	-	-	-
Cleveland State	DNP	-	-	-	-	-	-	-
Maryland	1	0	1	1	0	1	1	0
OHIO STATE	3	0	3	3	0	0	0	0
Michigan	1	0	1	2	0	1	0	0
JOHNS HOPKINS	0	1	1	3	0	0	1	0
RUTGERS	2	0	2	4	0	1	0	0
Rutgers	0	0	0	2	0	2	0	0
vs. Johns Hopkins	1	0	1	1	0	1	0	0

SEASON HIGHS

Points 3 vs. Ohio State (4/7/19)
 Goals 3 vs. Ohio State (4/7/19)
 Assist -
 Shots 4 vs. Rutgers (4/27/19)
 Ground Balls 2 vs. Robert Morris (2/9/19)
 Caused Turnovers 1 at Stony Brook (2/16/19)

CAREER HIGHS

Points 3 2x, last vs. Ohio State (4/7/19)
 Goals 3 vs. Ohio State (4/7/19)
 Assist 1 at Fairfield (3/17/18)
 Shots 4 vs. Rutgers (4/27/19)
 Ground Balls 2 3x, last vs. Robert Morris (2/9/19)
 Caused Turnovers 1 at Stony Brook (2/16/19)

CAREER STATS

Year	GP-GS	G	A	Pts	Sh	Pct.	GB	TO	CT	Pen
2018	9-0	5	1	6	10	.500	5	5	0	0-0:00
2019	13-0	10	1	11	20	.500	12	6	1	0-0:00
Total	22-0	15	2	17	30	.500	17	11	1	0-0:00

TOMMY WRIGHT

#23

REDSHIRT JUNIOR | DEFENSE | 6-0 | 185
GARDEN CITY, NY. | GARDEN CITY

GAME-BY-GAME STATS

GAME	G	A	Pts	Sh	Up	GB	TO	CT
VILLANOVA	0	0	0	0	0	1	0	0
ROBERT MORRIS	0	0	0	0	0	1	0	0
Stony Brook	0	0	0	0	0	1	0	0
Yale	0	0	0	1	0	1	0	1
PENN	0	0	0	0	0	4	1	2
Cornell	0	0	0	0	0	3	1	2
Jacksonville	0	0	0	0	0	2	3	0
Cleveland State	0	0	0	1	0	3	0	1
Maryland	0	0	0	0	0	3	2	0
OHIO STATE	0	0	0	0	0	1	0	0
Michigan	0	0	0	0	0	1	0	0
JOHNS HOPKINS	0	0	0	0	0	5	0	0
RUTGERS	0	0	0	0	0	1	1	0
Rutgers	0	0	0	0	0	2	1	1
vs. Johns Hopkins	0	0	0	0	0	3	1	1

SEASON HIGHS

Points -
 Goals -
 Assist -
 Shots 1 2x; last at Cleveland State (3/23/19)
 Ground Balls 5 vs Johns Hopkins (4/21/19)
 Caused Turnovers 2 vs Penn (3/2/19)

CAREER HIGHS

Points 1 5x, last vs. Rutgers (4/23/17)
 Goals 1 vs. Penn (3/4/17)
 Assist 1 4x, last vs. Rutgers (4/23/17)
 Shots 1 8x; last at Cleveland State (3/23/19)
 Ground Balls 6 vs. Rutgers (4/23/17)
 Caused Turnovers 2 vs Penn (3/2/19)

CAREER STATS

Year	GP-GS	G	A	Pts	Sh	Pct.	GB	TO	CT	Pen
2016	6-0	0	1	1	2	.000	8	3	2	0-0:00
2017	16-0	1	3	4	5	.200	22	3	7	0-0:00
2018	0-0	Redshirt	-	-	-	-	-	-	-	-
2019	15-0	0	0	0	2	.000	33	8	8	2-2:00
Total	36-0	1	4	5	9	.111	63	14	17	2-2:00